

# Onyx Software goes to bat for the Anaheim Angels.

"The 2000 season marks the beginning of a new century and a new way of doing business. The playing field is changing, with increasing competition for our fans' entertainment dollars. Onyx Software enables us to better manage our relationships across the ticket and advertising sales, marketing and service areas of our organization. This gives us a competitive advantage in acquiring, servicing and retaining loyal fans and sponsors."

**Kevin Uhlich**

Vice President of Sales and Marketing  
Anaheim Angels



**ONYX**

S O F T W A R E

[www.onyx.com](http://www.onyx.com)



[www.angelsbaseball.com](http://www.angelsbaseball.com)

ONYX SOFTWARE – PROVIDING CUSTOMER-CENTRIC E-BUSINESS  
SOLUTIONS FOR WINNING TEAMS SINCE 1994





More publications available at:

[www.retroseasons.com/library/](http://www.retroseasons.com/library/)

# Table of Contents

40th Season All-Time Team, Leaders By Decade ....	1-9
Anaheim Angels Directory .....	10-12
Anaheim Sports, Inc. ....	14-15
Anaheim Stadium .....	359-362
Broadcasting Information .....	36-40
Clubhouse Staff .....	28
Coaching Staff .....	50-56
Community Relations .....	44-46
Edison International Field of Anaheim.....	355-358
Eisner, Michael .....	18-19
Forsch, Ken .....	22
<b>Front Office .....</b>	<b>17-34</b>
<b>History .....</b>	<b>275-380</b>
All-Star Break, Won-Lost Record .....	353
All-Star Game Selections .....	372
All-Time Roster.....	279-281
Anaheim Stadium Firsts .....	362
Attendance .....	363-364
Award Winners, Angels.....	369-372
Batting .....	320-331
Championship Series .....	373-375
Day-by-Day .....	346
Day-by-Day Best/Worst Records .....	345
Draft Selections, No. 1 Picks .....	367-368
Edison Field Firsts .....	358



**Vice President  
of Communications**  
Tim Mead

**Written and Edited by**  
Larry Babcock, Eric Kay,  
Nancy Mazmanian, Lisa Parris,  
Tom Taylor, Aaron Tom & Craig Stephen

**Production**  
Sandy Irwin

### Photography

Lovero Group, Major League Baseball,  
Richard S. Kee, Scott Quintaro,  
Howard Levine, Lou Sauritch,  
Grand Junction Sentinel,  
FUTUREANGELS.COM

### Design

The design crew at  
Ben Franklin Press, Inc.

### Cover

Korobkin + Associates, Inc.,  
Anaheim, CA

Printed by Ben Franklin Press, Inc.  
Tempe, AZ

Copyright© 2000

**Anaheim Sports, Inc.**

**©Anaheim Angels**

The information contained in this publication was compiled by the Anaheim Angels and is provided as a courtesy to our fans and the media and may be used only for personal or editorial purposes. Any commercial use of this information is prohibited without the prior written consent of the Anaheim Angels and Anaheim Sports, Inc.

All MLB and team insignias depicted in this publication are the property of Major League Baseball and the respective teams and may not be reproduced for commercial purposes without the prior written consent of Major League Baseball.

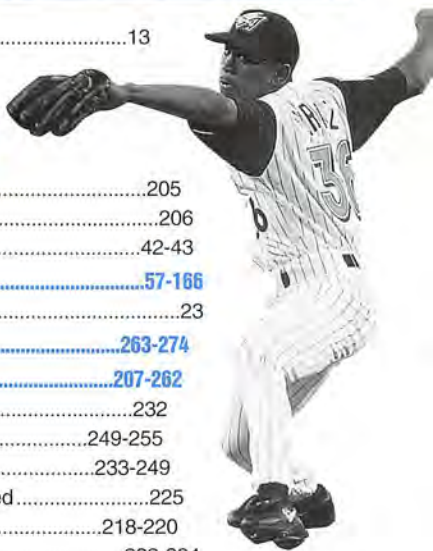
# Table of Contents

Extra Innings .....	350
Fielding.....	343-344
Franchise History.....	276-277
Hall of Fame, Angels .....	376-379
Home Runs .....	328-331
Last Time.....	354
Marathons .....	349
Month-by-Month .....	347
Pitching .....	332-342
Rainouts, Home .....	353
Retired Numbers.....	379
Series Sweeps .....	348
Statistical Review (1961-1998) .....	282-319
Stealing Home .....	353
Streaks, Longest Winning & Losing.....	350
Trades .....	365-366
Year-By-Year Standings .....	278
Hotels on Road .....	41
How The 2000 Angels Were Built.....	167
<b>Major League Baseball .....</b>	<b>381-434</b>
Award Winners .....	425-427
Items of Interest.....	420-423
MLB Directories .....	382-383
National Baseball Hall of Fame and Museum .....	434
Opponents .....	384-419
World Series Champions .....	424
Mead, Tim .....	24



# Table of Contents

Media Information Guidelines.....	13
Medical Glossary .....	30-31
Milhouse, Dr. Craig .....	29
Miller, Darrell .....	23
<b>Minor League System ....</b>	<b>173-206</b>
Awards, Minor League.....	205
Draft Selections, 1999 .....	206
Name, Logos and Colors .....	42-43
<b>Player Biographies .....</b>	<b>57-166</b>
Reagins, Tony .....	23
<b>Records Section .....</b>	<b>263-274</b>
<b>Review of 1999 .....</b>	<b>207-262</b>
A.L. Standings .....	232
A.L. Statistics.....	249-255
Angels Statistics .....	233-249
Club Records Tied or Established .....	225
Day-By-Day .....	218-220
Highs & Lows.....	222-224
Home Runs .....	226-229
N.L. Statistics.....	256-261
Transactions .....	215-217
Rosters, 40-Man & Non-Roster, Numerical; All-Time ..	168-172, 279-281
Roundtree, Andy .....	24
Rowland, Donny .....	22
Schedule, 2000 .....	436
Schlesinger, Rick .....	25
Scioscia, Mike .....	48-49
Scouting Staff.....	32
Spring Training Information .....	430-433
Stoneman, Bill .....	21
Tavares, Tony.....	20
Tempe Diablo Stadium.....	428-429
Ticket Information .....	435
Training Staff .....	27
Travel Log .....	41
Uhlich, Kevin .....	25
Wagner, Bob .....	26
Yocum, Dr. Lewis.....	29



A PROUD  
SPONSOR  
OF YOUR  
OBSESSION  
WITH THE

© 2000 FOX Sports Net West. All Rights Reserved.



foxsports.com

TM

# Angels All-Time Team

In celebration of the Angels' 40th season, fans were invited to cast their vote for the Angels' All-Time Team. The voting took place on the Angels' website at [www.angelsbaseball.com](http://www.angelsbaseball.com). More than 80,000 votes were tabulated to determine the starting nine players, including a designated hitter. Two right-handed starters, two left-handed starters and one reliever completed the pitching staff.

Following is a look at the Angels' All-Time Team with statistics and accomplishments of each individual as an Angel.

## Manager

### Jim Fregosi

**Years:** 1978-81

**Managerial Record:** 237-249 (.488)

**A.L. West Titles:** 1979

**Records:** First manager to guide Angels to A.L. West Title (1979)

**Top 10 Lists:** Career - Wins (3rd-237)

**Honors:** Angels' Hall of Fame Inductee (1989); Uniform Number (11) Retired (1998)



## Catcher

### Bob Boone

**Years:** 1982-88

**A.L. West Titles:** 1982, 1986

**Records:** Games Played, Catcher (961)

**Top 10 Lists:** Career - Games (6th-968)

**Season** - Sacrifice Hits (2nd-23, 1982; T6th-16, 1985)

**Honors:** A.L. All-Star (1983); Rawlings Gold Glove Award (1982, 1986-88); BBWAA Angels MVP (1983); Gene Autry Trophy (1983, 1988)



## First Baseman

### Rod Carew

**Years:** 1979-85


**A.L. West Titles:** 1979, 1982

**Records:** Career Average (.314); Season Average (.339, 1983)

**Top 10 Lists:** Career - At-Bats (10th-3,080); Runs (7th-474); Hits (6th-968); Triples (T8th-22); Stolen Bases (10th-72); Games Played; First Base (2nd-720)

**Season** - Average (2nd-.331, 1980; 6th-.319, 1982); Hits (T10th-179, 1980); Sacrifice Hits (T6th-16, 1982)

**Honors:** A.L. All-Star (1979-84); A.L. Player of the Week (May 2-8, 1983 & July 29-Aug. 4, 1985); A.L. Player of the Month (June, 1980 & May, 1983); Angels' Hall of Fame Inductee (1991); Uniform Number (29) Retired (1986)



# Angels All-Time Team

## Second Baseman Bobby Grich

**Years:** 1977-86

**A.L. West Titles:** 1979, 1982, 1986

**Records:** Consecutive Hits (8, Sept. 14-16, 1984);  
Consecutive Times on Base (12, Sept. 14-17, 1984);  
Games Played, Second Base (1,098); Highest Season  
Fielding Percentage, Second Base (.997, 1985)

**Top 10 Lists:** Career - Games (3rd-1,222); At-Bats  
(3rd-4,100); Runs (4th-601); Hits (3rd-1,103);  
Total Bases (4th-1,788); Doubles (5th-183);  
Triples (T10th-20); Home Runs (4th-154);

Extra-Base Hits (4th-357); Runs Batted In (4th-557)

Season - Sacrifice Hits (T3rd-19, 1978); Extra-Base Hits (10th-65, 1979)

**Honors:** A.L. All-Star (1979-80, 1982); A.L. Home Run Champion (1981); The Sporting News Silver Slugger Award (1981); BBWAA Angels MVP (1981); Gene Autry Trophy (1980); A.L. Player of the Week (Sept. 10-16, 1984); Angels' Hall of Fame Inductee (1988)



## Third Baseman Doug DeCinces

**Years:** 1982-87

**A.L. West Titles:** 1982, 1986

**Records:** Doubles, Season (42, 1982); Extra-Base Hits,  
Season (77, 1982); Home Runs, Game (3, Aug. 3,  
1982 & Aug. 8, 1982); Games Played, Third Base (749)

**Top 10 Lists:** Career - Total Bases (8th-1,334);  
Doubles (10th-149); Home Runs (6th-130);  
Extra-Base Hits (T7th-294); Runs Batted In (8th-481)

Season - Sacrifice Flies (T2nd-12, 1984);

Total Bases (3rd-315, 1982)

**Honors:** A.L. All-Star (1983); The Sporting News Silver Slugger Award (1982);  
BBWAA Angels MVP (1982); Gene Autry Award (1982); A.L. Player of the Week  
(Aug. 2-8, 1982 & Aug. 4-10, 1986); A.L. Player of the Month (Aug., 1982 & Aug.,  
1986)



## Shortstop Jim Fregosi

**Years:** 1961-71

**Records:** Triples, Career (70); Games, Season  
(162, 1966); Triples, Season (13, 1968);  
Hit For Cycle (July 28, 1964 & May 20, 1968);  
Consecutive Hits (8, Sept. 18-19, 1966);  
Games Played, Shortstop (1,367)

**Top 10 Lists:** Career - Games (2nd-1,429);  
At-Bats (2nd-5,244); Runs (2nd-691); Hits (2nd-  
1,408);

Total Bases (2nd-2,112); Doubles (2nd-219);

Home Runs (9th-115); Extra-Base Hits (3rd-404);

Runs Batted In (5th-546)

Season - Games (T6th-161, 1965 & 1969); Sacrifice Hits (T10th-15);

Triples (4th-12, 1963, T8th-9, 1964); Base On Balls (T6th-93, 1969)

**Honors:** A.L. All-Star (1964, 1966-70); Rawlings Gold Glove Award (1967);  
BBWAA Angels MVP (1965, 1967, 1969-70); Gene Autry Trophy (1963, 1969-  
70); A.L. Triples Leader (13-1968); Angels' Hall of Fame Inductee (1989);  
Uniform Number (11) Retired (1998)



# Angels All-Time Team

## Outfielders

### Brian Downing (Left Field)

**Years:** 1978-90

**A.L. West Titles:** 1979, 1982, 1986

**Records:** Games, Career (1,661); At-Bats, Career (5,854); Runs, Career (889); Hits, Career (1,588); Total Bases, Career (2,580); Doubles, Career (282); Home Runs, Career (222); Extra-Base Hits, Career (526); Runs Batted In, Career (846); Most Home Runs, Leadoff Batter, Season (7-1987); Highest Season Fielding Percentage, Outfield (1,000, 1982, 1984)

**Top 10 Lists:** Career - Triples (T8th-22); Games Played, Catcher (4th-309); Games Played, Outfield (3rd-702) Season - Average (5th-.326, 1979); Runs (8th-110, 1987, 9th-109, 1982); Hit By Pitch (2nd-17-1986, 1987, 5th-14, 1988, 6th-13, 1985); Total Bases (8th-300, 1982); Doubles (8th-37, 1982); Extra-Base Hits (T7th-67, 1982); Base On Balls (2nd-106, 1987)

**Honors:** A.L. All-Star (1979); BBWAA Angels MVP (1984); Gene Autry Trophy (1984); A.L. Player of the Week (Aug. 6-12, 1990); A.L. Player of the Month (April, 1987)



### Jim Edmonds (Center Field)

**Years:** 1993-

**Records:** Runs, Season (120, 1995); Doubles, Season (42, 1998); Consecutive Games, Run Scored (13, July 9-24, 1995); Games Played, Outfield (4th-654)

**Top 10 Lists:** Career - Average (7th-.290); Runs (8th-464); Total Bases (9th-1,316); Doubles (9th-161); Home Runs (8th-121); Extra-Base Hits (T7th-294); Runs Batted In (9th-408)

Season - Average (.307, 1998); Runs (T4th-115, 1998); Hits (T7th-184, 1998); Run Batted In (T7th-107, 1995); Total Bases (6th-303, 1998); Home Runs (T8th-33, 1995); Extra-Base Hits (T7th-68, 1998, T7th-67, 1995)

**Honors:** A.L. All-Star (1995); Rawlings Gold Glove Award (1997-98); A.L. Player of the Week (June 12-18, 1995, July 17-23, 1995 & May 12-18, 1997)



### Reggie Jackson (Right Field)

**Years:** 1982-86

**A.L. West Titles:** 1982, 1986

**Records:** Home Runs, Season (39, 1982); Home Runs, Game (3, Sept. 18, 1986)

**Top 10 Lists:** Career - Home Runs (7th-123) Season - Base On Balls (T8th-92, 1986)

**Honors:** A.L. All-Star (1982-84); A.L. Home Run Champion (1982); The Sporting News Silver Slugger Award (1982)



# Angels All-Time Team

## Designated Hitter

### Don Baylor

**Years:** 1977-82

**A.L. West Titles:** 1979, 1982

**Records:** Games, Season (162, 1979); Runs, Season (120, 1979); Runs Batted In (139, 1979); Hit By Pitch, Season (18, 1978); Total Bases, Season (333, 1979); RBI, Game (8, Aug. 25, 1979)

**Top 10 Lists:** Career - At-Bats (9th-3,105); Runs (6th-481); Hits (10th-813); Total Bases (7th-1,390); Home Runs (5th-141); Extra-Base Hits (9th-288); Runs Batted In (6th-523); Stolen Bases (9th-89) Season - At-Bats (628, 1979); Runs (103, 1978); Hits (186, 1979); Sacrifice Flies (T2nd-12, 1978, 1979);

Hit By Pitch (8th-12, 1977, 9th-11, 1979, 1980); Home Runs (4th-36, 1979, 5th-34, 1978); Extra-Base Hits (2nd-72, 1979)

**Honors:** A.L. MVP (1979); A.L. All-Star (1979); A.L. RBI Champion (1979); BBWAA Angels MVP (1978, 1979); Gene Autry Trophy (1978, 1979); A.L. Player of the Week (July 2-8, 1979); A.L. Player of the Month (May, 1979 & July, 1979); Angels' Hall of Fame Inductee (1990)



## Right-Handed Starters

### Nolan Ryan

**Years:** 1972-79

**A.L. West Titles:** 1979

**Records:** No-Hitters, Career (4); Strikeouts, Career (2,416); Complete Games, Career (156); Shutouts (40); Wins, Season (22, 1974); Starts, Season (41, 1974); Complete Games, Season (26, 1973 & 1974); Innings Pitched, Season (332.2; 1974); Strikeouts, Season (383, 1973); Games, 10-or-more Strikeouts, Season (23-1973); Strikeouts, Game (19; June 14, 1974, Aug. 12, 1974, Aug. 20, 1974 & June 8, 1977); Striking Out Side, 9 Pitches (July 9, 1972); Consecutive Complete Games Won (7, Aug. 29-Sept. 17, 1973); Consecutive Shutouts (3, Aug. 22-31, 1972 & Sept. 29, 1976-April 7, 1977); Consecutive Strikeouts (8, July 9, 1972 & Aug. 7, 1973); Strikeouts, Two Consecutive Games (32, Aug. 7-12, 1974); Strikeouts, Three Consecutive Games (47; Aug. 12-20, 1974)

**Top 10 Lists:** Career - Wins (2nd-138); Starts (2nd-288); Innings Pitched (2nd-2,181.1); Games (5th-291)

Season - Wins (3rd-21, 1973; T7th-19, 1972 & 1977); Starts (T3rd-39, 1972, 1973 & 1976; T9th-37, 1977); Complete Games (4th-22, 1977; 5th-21, 1976; T6th-20, 1972; 9th-17, 1979); Shutouts (2nd-9, 1972; T3rd-7, 1976); Innings Pitched (2nd-326, 1973; 4th-299, 1977; 6th-284.1, 1976 & 7th-284, 1972); Strikeouts (2nd-367, 1974; 3rd-341, 1977; 4th-329, 1972; 5th-327, 1976; 8th-260, 1978 & 10th-223; 1979)

**Honors:** A.L. All-Star (1972-73, 1975, 1979); A.L. Strikeout Champion (1972-74, 1976-1979); BBWAA Angels MVP (1974); Gene Autry Trophy (1973-74); A.L. Player of the Week (April 16-22, 1979); A.L. Player of the Month (Sept., 1976); Angels' Hall of Fame Inductee (1992); Uniform Number (30) Retired (1992)



# Angels All-Time Team

## Mike Witt

**Years:** 1981-90

**A.L. West Titles:** 1982, 1986

**Records:** Perfect Game (Sept. 30, 1984);  
Combined No-Hitter (April 11, 1990)

**Top 10 Lists:** Career - Wins (3rd-109); Starts (3rd-272);  
Starts (3rd-1,283); Complete Games (3rd-70); Innings  
Pitched (3rd-1,965.1); Games (314); Shutouts (10th-10)

**Honors:** BBWAA Angels MVP (1986); BBWAA Angels  
Rookie MVP (1981); Gene Autry Award (1986); A.L.  
Player of the Week (Sept. 24-30, 1984, June 1-7, 1987 &  
June 13-19, 1988); A.L. Player of the Month (Aug., 1986)



## Left-Handed Starters

### Frank Tanana

**Years:** 1973-80

**A.L. West Titles:** 1979

**Records:** Consecutive Complete Games  
(14, April 29-July 3, 1977)

**Top 10 Lists:** Career - Wins (4th-102); Starts (4th-218);  
Strikeouts (4th-1,233); Complete Games (2nd-92);  
Innings Pitched (4th-1,614); Games (10th-225);  
Shutouts (2nd-24)

Season - Wins (7th-19, 1976); Complete Games  
(3rd-23, 1976; 16th-20, 1977; 11th-16, 1975);  
Shutout (3rd-7, 1977); Innings Pitched (5th-288.1,  
1976); Strikeouts (6th-269, 1975; 7th-261, 1976)

**Honors:** A.L. All-Star (1976-78); A.L. Strikeout Champion (1975); Topps Rookie  
All-Star (1974); BBWAA Angels MVP (1975-76); BBWAA Angels Rookie MVP  
(1974); A.L. Player of the Month (Sept. 1976, May, 1977 & April, 1978)



### Chuck Finley

**Years:** 1986-1999

**A.L. West Titles:** 1986

**Records:** Wins, Career (165); Starts, Career (379);  
Innings Pitched, Career (2,675); Games, Career (436);  
Strikeouts, Inning (4, May 12, 1999 & Aug. 15, 1999);  
Consecutive Games Won (14, July 1, 1997-May 2, 1998)

**Top 10 Lists:** Career - Strikeouts (2nd-2,151);  
Complete Games (4th-57); Shutouts (14th-14)

**Honors:** A.L. All-Star (1989-90, 1995-96); Gene Autry  
Trophy (1990); A.L. Player of the Week (July 22-28,  
1996 & July 28-Aug. 3, 1997); A.L. Player of the Month  
(May, 1989; July, 1990; July, 1997 & April, 1998)



## Reliever

### Troy Percival

**Years:** 1995-

**Records:** Saves, Career (139); Consecutive Saves  
(19, May 5-July 9, 1999)

**Top 10 Lists:** Career - ERA (10th-2.95); Games  
(3rd-306)

Season - Games (16th-67, 1998); Relief Appearances  
(16th-67, 1998); Saves (2nd-42, 1998; 4th-36, 1996;  
15th-31, 1999 & 7th-27, 1997)

**Honors:** A.L. All-Star (1996, 1998-99); Gene Autry  
Trophy (1996)



# All-Time Leaders by Decade

Following is a list of the Top 5 statistical leaders in Angels' history in each decade:

- Starters' and relievers' ERA based on 100-or-more games;
- Batting average based on 300-or-more games.

## Pitching

### WINS

1961-69		1970-79		1980-89		1990-99	
Chance	74	Ryan	138	Witt	109	Finley	135
Brunet	54	Tanana	91	McCaskill	56	Langston	88
McBride	40	Wright	67	Zahn	52	Abbott	42
McGlothlin	33	Messersmith	39	Forsch	36	Dickson	24
Newman	33	May	37	Romanick	31	McCaskill	22

### ERA STARTERS

1961-69		1970-79		1980-89		1990-99	
Chance	2.86	Tanana	2.94	Zahn	3.64	Finley	3.76
McBride	3.01	Ryan	3.05	Witt	3.82	Langston	3.97
Brunet	3.10	Wright	3.11	McCaskill	3.89	Abbott	4.10
McGlothlin	3.28	May	3.65				

### ERA RELIEVERS

1961-69		1970-79		1980-89		1990-99	
B. Lee	1.97	Fisher	2.97	Aase	2.42	Harvey	2.41
Morgan	2.86	Allen	2.97	Harvey	2.58	Eichhorn	2.81
Fowler	3.01	LaRoche	3.49	Minton	2.68	Percival	2.95
Rojas	3.14			Moore	2.74	Frey	3.17
Osinski	3.30			Cliburn	3.07	James	3.42

### GAMES

1961-69		1970-79		1980-89		1990-99	
Chance	223	Ryan	291	Witt	304	Finley	316
Brunet	194	LaRoche	252	Corbett	203	Percival	306
B. Lee	194	Tanana	193	Sanchez	194	Langston	210
Fowler	162	Fisher	167	Hassler	179	Eichhorn	196
Rojas	157	May	157	Moore	155	James	184

### GAMES STARTED

1961-69		1970-79		1980-89		1990-99	
Chance	168	Ryan	288	Witt	272	Finley	316
Brunet	157	Tanana	187	McCaskill	130	Langston	210
McBride	120	Wright	147	Zahn	123	Abbott	132
McGlothlin	110	May	126	Forsch	88	McCaskill	59
Newman	93	Messersmith	85	Romanick	82	Hill	53

### COMPLETE GAMES

1961-69		1970-79		1980-89		1990-99	
Chance	48	Ryan	156	Witt	70	Finley	46
Brunet	33	Tanana	85	Zahn	42	Langston	34
McBride	28	Wright	45	Forsch	34	Abbott	18
McGlothlin	22	Singer	35	McCaskill	27	Springer	5
Newman	18	Messersmith	30	Romanick	15	Olivares	4
						Sanderson	4
						Valera	4

### SHUTOUTS

1961-69		1970-79		1980-89		1990-99	
Chance	19	Ryan	40	Zahn	13	Finley	13
Brunet	14	Tanana	24	Witt	10	Langston	5
McBride	7	May	11	McCaskill	10	Abbott	3
McGlothlin	7	Messersmith	8	Forsch	9	Springer	2
Belinsky	4	Wright	7	Blyleven	5	Valera	2
D. Lee	4						

# All-Time Leaders by Decade

## SAVES

1961-69		1970-79		1980-89		1990-99	
B. Lee	50	LaRoche	61	Moore	61	Percival	139
Rojas	33	Allen	21	Harvey	42	Harvey	84
Fowler	22	Tatum	17	Sanchez	27	Grahe	45
Tatum	22	Fisher	15	Minton	25	Smith	37
Morgan	16	Clear	14	Aase	25	Frey	17

## INNINGS PITCHED

1961-69		1970-79		1980-89		1990-99	
Chance	1,237	Ryan	2,181.1	Witt	1,945	Finley	2,143.1
Brunet	1,047	Tanana	1,411.1	McCaskill	869	Langston	1,445.1
McBride	780	Wright	1,045.1	Zahn	830	Abbott	892.1
McGlothlin	692	May	834	Forsch	633.1	Dickson	369
Newman	610	Messersmith	641	Finley	531	McCaskill	352

## STRIKEOUTS

1961-69		1970-79		1980-89		1990-99	
Chance	856	Ryan	2,416	Witt	1,269	Finley	1,784
Brunet	678	Tanana	1,120	McCaskill	565	Langston	1,112
McBride	487	May	635	Finley	377	Abbott	492
McGlothlin	418	Messersmith	483	Zahn	289	Percival	411
Newman	354	Wright	397	Kison	282	Harvey	217

## RELIEF APPEARANCES

1961-69		1970-79		1980-89		1990-99	
B. Lee	189	LaRoche	251	Corbett	202	Percival	306
Fowler	159	Fisher	161	Sanchez	193	Eichhorn	196
Rojas	155	Allen	100	Hassler	179	James	184
Spring	122	Miller	95	Moore	155	Holtz	177
Morgan	120	Scott	95	Minton	147	Hasegawa	167



# All-Time Leaders by Decade

## Batting

### AVERAGE

1961-69		1970-79		1980-89		1990-99	
Wagner	.279	Rivers	.280	Carew	.314	G. Anderson	.311
Moran	.2753	Bochte	.272	Ray	.303	Polonia	.294
Pearson	.2750	Baylor	.269	Beniquez	.293	Salmon	.291
Fregosi	.268	Berry	.269	Lynn	.271	Edmonds	.290
L. Thomas	.265	Grich	.269	C. Davis	.270	C. Davis	.283

### GAMES

1961-69		1970-79		1980-89		1990-99	
Fregosi	1,165	Chalk	732	Downing	1,184	DiSarcina	1,072
Rodgers	932	Alomar	661	Boone	968	Salmon	955
Knoop	803	Stanton	594	Grich	873	G. Anderson	728
Pearson	689	Baylor	474	DeCinces	787	Edmonds	709
Satriano	568	Rivers	457	Carew	724	C. Davis	638

### AT-BATS

1961-69		1970-79		1980-89		1990-99	
Fregosi	4,296	Alomar	2,495	Downing	4,603	DiSarcina	3,706
Rodgers	3,033	Chalk	2,474	DeCinces	3,278	Salmon	3,483
Knoop	2,617	Stanton	1,794	Boone	3,033	G. Anderson	2,760
Pearson	2,247	Baylor	1,780	Grich	2,898	Edmonds	2,644
Reichardt	1,956	Rivers	1,663	Carew	2,671	C. Davis	2,331

### RUNS

1961-69		1970-79		1980-89		1990-99	
Fregosi	565	Baylor	310	Downing	713	Salmon	608
Pearson	374	Alomar	281	Grich	431	Edmonds	464
Rodgers	259	Chalk	258	DeCinces	404	DiSarcina	438
Knoop	247	Remy	220	Carew	396	C. Davis	358
Wagner	243	Rivers	220	Joyner	341	G. Anderson	355

### HITS

1961-69		1970-79		1980-89		1990-99	
Fregosi	1,160	Chalk	631	Downing	1,227	Salmon	1,015
Rodgers	704	Alomar	618	Carew	838	DiSarcina	951
Knoop	629	Baylor	478	Grich	780	G. Anderson	858
Pearson	618	Rivers	466	DeCinces	765	Edmonds	768
Reichardt	511	Stanton	443	Boone	742	C. Davis	660

### DOUBLES

1961-69		1970-79		1980-89		1990-99	
Fregosi	171	Chalk	88	Downing	222	Salmon	195
Rodgers	114	Baylor	86	DeCinces	149	DiSarcina	184
Pearson	98	Stanton	78	Carew	125	G. Anderson	165
Knoop	89	Alomar	69	Joyner	121	Edmonds	161
Moran	71	Rivers	62	Boone	115	C. Davis	114

### TRIPLES

1961-69		1970-79		1980-89		1990-99	
Fregosi	64	Rivers	32	White	30	Polonia	27
Knoop	25	Remy	18	Peltis	23	DiSarcina	20
Rodgers	18	Bonds	12	Schofield	23	G. Anderson	15
Pearson	17	Jackson	11	Carew	19	Salmon	14
W. Smith	17	Stanton	11	Downing	17	Erstad	13

# All-Time Leaders by Decade

## HOME RUNS

1961-69		1970-79		1980-89		1990-99	
Wagner	91	Baylor	95	Downing	189	Salmon	196
Fregosi	88	Robinson	50	DeCinces	130	Edmonds	121
Reichardt	63	Bonds	47	R. Jackson	113	C. Davis	113
L. Thomas	61	Stanton	47	Grich	111	G. Anderson	72
Adcock	53	Oliver	45	White	88	Howell	59

## RUNS BATTED IN

1961-69		1970-79		1980-89		1990-99	
Fregosi	431	Baylor	313	Downing	674	Salmon	660
Rodgers	288	Stanton	242	DeCinces	481	C. Davis	435
Wagner	276	Oliver	214	Grich	391	Edmonds	408
Reichardt	260	Chalk	205	Joyner	381	G. Anderson	393
L. Thomas	253	Rudi	193	R. Jackson	374	DiSarcina	344

## BASE ON BALLS

1961-69		1970-79		1980-89		1990-99	
Pearson	477	Chalk	244	Downing	687	Salmon	579
Fregosi	451	Baylor	189	Grich	459	C. Davis	376
Rodgers	234	Alomar	173	R. Jackson	362	Edmonds	274
Knoop	211	Grich	171	Carew	332	Phillips	186
Schaal	198	McMullen	160	DeCinces	320	Snow	182

## STOLEN BASES

1961-69		1970-79		1980-89		1990-99	
Cardenal	71	Bonds	231	Pettis	186	Polonia	174
Fregosi	69	Rivers	126	White	102	Curtis	116
Pearson	61	Alomar	121	Schofield	87	Erstad	59
Reichardt	29	Remy	110	Carew	64	DiSarcina	51
Davalillo	20	Baylor	70	McLemore	44	G. Anderson	34

## TOTAL BASES

1961-69		1970-79		1980-89		1990-99	
Fregosi	1,723	Baylor	855	Downing	2,050	Salmon	1,826
Rodgers	947	Alomar	728	DeCinces	1,334	Edmonds	1,316
Knoop	900	Chalk	771	Grich	1,270	G. Anderson	1,269
Pearson	822	Stanton	684	Joyner	1,068	DiSarcina	1,256
Wagner	791	Rivers	607	R. Jackson	1,025	C. Davis	1,117

## EXTRA-BASE HITS

1961-69		1970-79		1980-89		1990-99	
Fregosi	323	Baylor	184	Downing	428	Salmon	405
Rodgers	163	Stanton	136	DeCinces	294	Edmonds	294
Knoop	158	Chalk	108	Joyner	214	G. Anderson	252
Wagner	150	Robinson	107	R. Jackson	206	DiSarcina	231
Pearson	139	Oliver	104	Lynn	174	C. Davis	229

## SACRIFICE HITS

1961-69		1970-79		1980-89		1990-99	
Fregosi	67	Chalk	52	Boone	90	DiSarcina	75
Moran	36	Remy	44	Schofield	67	Sojo	26
Pearson	36	Rivers	38	Carew	52	Schofield	22
Rodgers	32	Alomar	37	Grich	44	Polonia	21
Knoop	31	Grich	34	Beniquez	39	Curtis	19

## SACRIFICE FLIES

1961-69		1970-79		1980-89		1990-99	
Rodgers	37	Baylor	32	Downing	46	Salmon	46
Fregosi	32	Chalk	23	DeCinces	43	C. Davis	24
Reichardt	22	Stanton	16	Joyner	36	DiSarcina	21
Wagner	18	Oliver	15	Boone	30	G. Anderson	21
Knoop	17	Bonds	15	Ray	21	Curtis	15

# Anaheim Angels Directory



**Anaheim Angels Baseball Club, Inc.**  
Edison International Field of Anaheim  
2000 Gene Autry Way,  
Anaheim, CA 92806

**Administrative Offices:** 714/940-2000

**Main Club Fax:** 714/940-2001

**Ticket Information:** 714/634-2000

**Home Ballpark:**

Edison International Field of Anaheim (1998)

**2000 Capacity:** 45,050

**Team Colors:** Navy (PMS 289),

Periwinkle (PMS 2718), Medium Blue (PMS 284),

Light Blue (PMS 277), Red (PMS 485),

Gold (PMS 872), Bronze (PMS 876) and White

**Spring Training Facility:** Tempe Diablo Stadium,

2200 W. Alameda, Tempe, AZ 85282

**Club Affiliates:** Edmonton Trappers (PCL), Erie

Sea Wolves (EL), Lake Elsinore Storm (CL),

Cedar Rapids Kernels (ML), Boise Hawks (NL),

and Butte Copper Kings (PL)

**Home Starting Times: Weeknights** – 7:05 p.m.

(except Monday, April 3 @ 7:35 p.m.; Monday,

June 26 @ 1:05 p.m.; Wednesday, Aug. 2, @ 1:05

p.m.). **Saturdays** – 7:05 p.m. (except June 3,

July 8, July 29 and Sept. 8 @ 1:05 p.m.).

**Sundays** – 1:05 p.m. (before June 25 & Oct. 1)

and 5:05 p.m. (June 25 and after).

**Founded:** 1960

## Executive Management

Owner .....	The Walt Disney Company
Chairman and CEO, The Walt Disney Company .....	Michael Eisner
President .....	Tony Tavares
Vice President and General Manager .....	Bill Stoneman
Vice President, Finance and Administration .....	Andy Roundtree
Vice President, Business and Legal Affairs .....	Rick Schlesinger
Vice President, Communications .....	Tim Mead
Vice President, Advertising Sales and Broadcasting .....	Bob Wagner
Vice President, Sales, Marketing and Operations .....	Kevin Uhlich
Administrative Assistant, President .....	Meta Maynard
Administrative Assistant, General Manager .....	Cathy Carey
Administrative Assistant, Finance and Administration .....	Monica Campanis
Administrative Assistant, Business and Legal Affairs .....	Tia Wood
Administrative Assistant, Communications .....	Lisa Parris
Administrative Assistant, Advertising Sales and Broadcasting .....	Sonia Salem
Administrative Assistant, Sales & Marketing .....	Debbie Tierney
Administrative Assistant, Ballpark Operations .....	Leslie Flammini

## Baseball Operations

Assistant General Manager .....	Ken Forsch
Special Assistants to the General Manager .....	Preston Gomez, Gary Sutherland
Director, Scouting .....	Donny Rowland
Director, Player Development .....	Darrell Miller
Manager, Baseball Operations .....	Tony Reagins
Administrative Assistant, Player Development .....	Laura Fazioli
Administrative Assistant, Scouting .....	Janet Mitchell
Equipment Manager .....	Ken Higdon
Assistant Equipment Manager .....	Keith Tarter
Visiting Clubhouse Manager .....	Brian Harkins
Clubhouse Staff .....	Geoff Bennett, Tom Bolin, Jim Brewer, Marcelo Miranda, Corey Morbeck, Steve Rivera, Scott Smith, Hector Vasquez
Senior Video Coordinator .....	Diego Lopez
Video Coordinator .....	Ruben Montano

Visit the Angels on the Internet at  
[www.angelsbaseball.com](http://www.angelsbaseball.com)

# Anaheim Angels Directory

## Communications Department

Manager, Baseball Information	Larry Babcock
Manager, Media Services	Nancy Mazmanian
Manager, Publications	Doug Ward
Manager, Community Relations	Matt Bennett
Manager, Civic Affairs	Marie Moreno
Media Services/Travel Coordinator	Tom Taylor
Media Services Representatives	Eric Kay, Aaron Tom
Speakers' Bureau	Clyde Wright
Club Photographers	V.J. Lovero, John Cordes, Debora Robinson

## Entertainment Department

Director, Entertainment	Rod Murray
Entertainment Representative	Peter Bull
Producer, Scoreboard & Video Operations	Robert Castillo
Assistant Producer	David Tsuruda

## Finance and Administration Department

Director, Finance	John Rinehart
Sr. Financial Analyst	Amy Langdale
Sr. Business Development Analyst	Marc Kolin
Manager, Human Resources	Jenny Price
Manager, Information Services	Al Castro
Sr. Network Engineer	Neil Farris
Sr. Desktop Support Analyst	Phil Alger
Assistant Controllers	Cris Fisher, Melody Martin
Accountants	Lorelei Largey, Jean Ouyang, Rosanna Sitzman
Accounting Assistants	Linda Chubak, Rob Dumlao, Trang Nguyen
Senior Travel Consultant	Chantelle Ball
Human Resources Assistant	Alex Oftellie
Administrative Assistant, Human Resources	Cindy Williams

## Medical Staff

Medical Director	Dr. Lewis Yocum
Team Physician	Dr. Craig Milhouse
Head Athletic Trainer	Ned Bergert
Athletic Trainer	Rick Smith
Strength and Conditioning Specialist	Brian Grapes
Physical Therapy Consultant	Bick Harmon
Administrative Assistant, Trainers	Chris Titchenal



### Dorothy Fassel 1923 - 1999

The Anaheim Angels lost a true friend during the off-season when Dorothy Fassel passed away last Nov 24. The 76-year-old Fassel handled the Angels switchboard duties from Oct. 1, 1976 thru May 31, 1993. More than tending to her responsibilities, Fassel was a compassionate, caring and sensitive lady who befriended all within the organization. She and her husband Bud were married more than 50 years, prior to his death in a 1992 auto accident. Dorothy is survived by daughters Debbie and Linda, son Jim, 12 grandchildren and four great-grandchildren. She enriched us all and will be greatly missed.

# Anaheim Angels Directory

## Advertising Sales and Broadcasting Department

Director, Advertising Sales and Broadcasting	Lawrence Cohen
Manager, Broadcasting	Dan Patin
Senior Advertising Sales Manager	Richard McClemmy
Advertising Sales Managers	June Clayton, Jamie Dyckes, Jennifer Flaa, Robert Teixeira
Broadcast Advertising Sales Manager	Annemarie du LeBohn
Sponsorship Services Manager	Jennifer Guran
Advertising Sales Coordinator	Sheila Tavares
Web Site Editor	Stuart Matthews
Angels Radio Network, KLAC (570 AM)	Mario Impemba, Daron Sutton
Angels Radio Network, XPRS (1090 AM)	Ivan Lara, Jose Tolentino
Administrative Assistant, Advertising Sales & Broadcasting	Janine Martin

## Sales and Marketing Department

Director, Ticket Sales and Customer Service	Andy Silverman
Director, Marketing and Promotions	Lisa Manning
Manager, Group Sales	Steve Shiffman
Manager, Suites and Guest Relations	Robin Perches
Account Executives	Mike Kirby, David Mann, Keith Rowe, Bob Ruiz, Matt Wiech
Group Sales Executives	Kristen Atkinson, Ken Bamberg, Matt Cohen, Joe Furmanski
Database/Marketing Coordinator	Angela Carbaugh
Promotions Representatives	Sam Piccione, Jared Rice, Cindy Ryan, Colby Sato
Telemarketing Supervisor	Brian Clark
Administrative Assistant, Sales and Marketing	Pat Lissy

## Stadium Operations

Manager, Facility Services	Mike McKay
Manager, Event Services	John Drum
Manager, Security	Keith Cleary
Field/Ground Maintenance Manager	Barney Lopus
Purchasing Specialist	Ron Sparks
Office Specialist	Linda Fitzgerald
Warehouse Coordinator	Paul Desaulniers
Receptionist	Jeannette Bryan

## Ticketing Department

Manager, Ticket Operations	Sheila Brazelton
Assistant Ticket Manager	Susan Weiss
Ticketing Supervisor	Eric Challman
Ticketing Representatives	Clancy Holligan, Phil Webb

## Game Day Staff

Public Address Announcer	David Courtney
Organist	Peggy Duquenet
Official Scorer	Ed Munson
Press Box Security	John Moynihan



# Media Information Guidelines

Anaheim Angels  
Communications Department  
2000 Gene Autry Way  
Anaheim, CA 92806  
(714) 940-2014  
FAX: (714) 940-2205

On behalf of Anaheim Sports, Inc. (ASI) and the Anaheim Angels Baseball Club, welcome to the 2000 Major League Baseball (MLB) season at Edison International Field of Anaheim. Our goal is to make your job covering the Anaheim Angels as pleasant as possible.

**ADMISSION TO EDISON FIELD:** Enter through the Media Entrance, located at Home Plate Gate between Gates 1 and 2. The Media Entrance, including Media Will Call, opens two and one-half hours prior to game time.

**CREDENTIALS:** To obtain credentials, a request must be made on company letterhead and sent (via mail or fax) to the Angels Communications Department. Credentials will be issued only to legitimate newsgathering agencies. Requests must be made at least 24 hours in advance of the day of the game, or by 2:00 p.m. Friday, for Saturday and Sunday contests. Credentials must be picked up at the Media Entrance located at Home Plate Gate. No credentials will be mailed. It is imperative that season credential holders notify the Angels communications staff of their intentions to cover a contest in order to reserve space in the pressbox. **ALL CREDENTIALS ARE NON-TRANSFERABLE AND ANY UNAUTHORIZED USE WILL SUBJECT BEARER TO EJECTION FROM EDISON FIELD AND CONFISCATION OF CREDENTIAL.**

**PARKING:** Media must enter Edison Field through the Orangewood VIP/Bus entrance and park in designated media parking, located between Home Plate Gate and Gate 2. **NO EXCEPTIONS.** Parking is free of charge with valid credentials. If attending on a game-by-game basis, arrangements must be made with the Angels Communications Department at least 24 hours in advance of the day of the game. If arrangements are not made, a parking fee may be charged and no refunds can be given.

**PHOTOGRAPHY:** Photo credentials are issued in the same manner as other credentials. All photographers will work from assigned locations. Due to limited photo locations, it is impossible to allow freelance photographers access unless assigned to shoot for a specific story or project.

**PRESSBOX:** Space in the Angels Pressbox is available for accredited members of the media, on assignment only. The lower level is reserved for writers and broadcast reporters, while the upper level is for live coverage by television and radio networks. Telephones and SportsTicker News Service are also available. Your cooperation is asked in maintaining a working pressbox atmosphere, and professional courtesy applies in all instances. Complete game notes containing statistical information, press releases, roster sheets, and minor league information will be available. Please ask a Communications Representative for any additional information you may need. Facsimile service is available by contacting the Angels Communications Department prior to game time.

**INTERVIEWS:** Requests for interviews needing advance preparation or special accommodation by an Angels player or staff member are to be directed to the Angels Communications Department. This includes all live television interviews for pre- and post-game, as well as all on-field requests during batting practice.

**CLUBHOUSES:** The Angels clubhouse is open up to one hour prior to game time. Both clubhouse will also be open 10 minutes upon the conclusion of the game. The visiting clubhouse is governed by the visiting club. The Umpires Dressing Room is off-limits to the media. If a comment or interpretation from the umpire crew chief is needed, a pool reporter may be assigned.

**PRE-GAME PROCEDURES:** Prior to most games, the Angels will take batting practice approximately two and one-half hours prior to game time.

**PRESS DINING ROOM:** Prior to each home game media with season, MLB, or single-game credentials are welcome to dine in the Anaheim Angels Press Dining Room. There will be a \$5.00 fee charged for each meal served in the dining room with proceeds being donated to local charities. Refreshments are also available during the game through the seventh inning free of charge. Dining room usage is limited to those presenting proper credentials. It is impossible to accommodate family members, friends, or guests. **NO ONE UNDER 18 years of age will be permitted into the dining room.** As a professional courtesy, we ask that you dress in appropriate business attire. **NO THONG SANDALS OR CUT-OFF SHORTS ARE ALLOWED.** Any abuse of these privileges will cause forfeiture of credentials.

**STATISTICIAN SERVICES:** Statisticians may be provided to assist television and radio broadcasters by contacting the Angels Communications Department at (714) 940-2014. These services must be arranged in advance, and once made, the statistician will be compensated whether or not used.

**TELEPHONES:** As a courtesy, the Angels provide a pressbox telephone for transferring incoming calls to the main pressbox number. This phone line is for incoming calls only. If a telephone is not assigned to your company, all other phones will need a calling/credit card in order to place a call. Telephones for the working media should be ordered by contacting the Angels Communications Department at (714) 940-2014. An invoice will be sent directly to you for all telephone connection charges incurred. Anaheim Sports, Inc. and the Anaheim Angels will not be responsible for connection costs.

**NO AUTOGRAPHS: ANY MEMBER OF THE MEDIA REQUESTING AUTOGRAPHS WHILE CREDENTIALLED WILL HAVE PRESS ACCESS REVOKED.**

We hope these guidelines will assist you in your coverage of the Anaheim Angels and Major League Baseball at Edison International Field of Anaheim. Please do not hesitate to contact us if you need additional assistance. We look forward to working with you and let's Play Ball!

Sincerely,

Tim Mead  
Larry Babcock  
Eric Kay  
Nancy Mazmanian

Lisa Parris  
Tom Taylor  
Aaron Tom

# Anaheim Sports, Inc.

Anaheim Sports, Inc. (ASI) is the business unit responsible for the management and operation of The Walt Disney Company's sports ventures. ASI's main responsibility is overseeing the operation of Major League Baseball's Anaheim Angels and the National Hockey League's Mighty Ducks of Anaheim, as well as Edison International Field of Anaheim (the home of the Anaheim Angels) and Disney ICE (the official practice facility of the Mighty Ducks of Anaheim).

The business unit was originally formed when The Walt Disney Company was awarded an NHL franchise which first began play at the start of the 1993-94 season. ASI's responsibilities grew when The Walt Disney Company and

Angels' owner Gene Autry came to an agreement which allowed Disney to purchase a 25 percent interest in the baseball team while serving as managing general partner. The transfer of management and part-ownership was made official on May 15, 1996. Following Autry's death on Oct. 2, 1998, Disney purchased the remaining interest in the ballclub in a transaction that was finalized March 31, 1999.

Disney unveiled a new Angels logo and team uniform, Nov. 19, 1996. At the same time, the club officially changed its name from the California Angels to the Anaheim Angels.

In 1996, ASI and the City of Anaheim agreed on a stadium renovation plan that resulted in the new Edison International Field of Anaheim, transforming Anaheim Stadium from a football-friendly stadium to a baseball ballpark which was unveiled on March 27, 1998. In the transformation, the existing outfield seats were removed and replaced to create a more traditional open-air ambience. New luxury suites were added and all theatre-style seats in the stadium were replaced.



# Anaheim Sports, Inc.



As part of The Walt Disney Company, ASI is based in Anaheim, Calif. and operates as a stand-alone business. Part of the long-term vision of ASI is to create an environment where the two teams are a vital part of the community in which they are located. To that end, both teams have developed extensive community relations efforts throughout Anaheim and Orange County, making a major commitment toward becoming an important asset to the community.

The crown jewels of ASI's commitment to the community are the organization's official charities, "Angels Care" and "Mighty Ducks Care", funds of the Robert R. McCormick Tribune Foundation.

Angels Care and Mighty Ducks Care focus primarily on children's programs to accommodate the diverse needs throughout Southern California. The Foundation offers incentives in the form of matching dollars to increase contributions from the public and corporate world for charitable purposes. Since their inception, Angels Care and Mighty Ducks Care have raised nearly five million dollars.

The Walt Disney Company has also launched Disney GOALS, a non-profit organization that is devoted to removing the barriers that prevent less privileged children from freely enjoying organized sports, accessing quality education and participating in community service projects. Mighty Ducks players and coaches volunteer their time to GOALS, which stands for "Growth Opportunities through Athletics, Learning and Service." GOALS creates after-school and weekend programs for youth structured around the team sport of hockey.

Another objective of ASI is to successfully blend sports and entertainment, placing an emphasis on the spectator experience. In addition to fielding competitive and successful teams, ASI aims to provide a total entertainment experience to all guests attending events at Edison Field and the Arrowhead Pond. The ultimate goal of ASI is for every fan who attends an event to be 100 percent entertained.

Headquartered in Burbank, Calif., The Walt Disney Company has grown to include over 75,000 employees, all of whom help to create, maintain and ensure the integrity of the Disney name.






# KCAL9 SPORTS

## ANAHEIM ANGELS 2000 BROADCAST SCHEDULE!

4/3	MON	NEW YORK	5/30	TUE	CLEVELAND	7/24	MON	TEXAS
4/14	FRI	CHICAGO	6/9	FRI	ARIZONA	7/25	SUN	TEXAS
4/15	SAT	CHICAGO	6/11	SUN	ARIZONA	7/28	FRI	CHICAGO
4/16	SUN	CHICAGO	6/13	TUE	TAMPA BAY	8/4	FRI	CLEVELAND
4/17	MON	TORONTO	6/15	THU	TAMPA BAY	8/6	SUN	CLEVELAND
4/20	THU	TORONTO	6/16	FRI	BALTIMORE	8/17	THU	NEW YORK
4/21	FRI	TAMPA BAY	6/17	SAT	BALTIMORE	8/18	FRI	NEW YORK
4/22	SAT	TAMPA BAY	6/18	SUN	BALTIMORE	8/20	SUN	NEW YORK
5/5	FRI	SEATTLE	6/18	SUN	BALTIMORE	8/21	MON	BOSTON
5/6	SAT	SEATTLE	6/27	TUE	SEATTLE	8/22	TUE	BOSTON
5/7	SUN	SEATTLE	6/29	THU	SEATTLE	9/1	FRI	CHICAGO
5/12	FRI	TEXAS	7/6	THU	SEATTLE	9/2	SAT	CHICAGO
5/16	TUE	BALTIMORE	7/13	THU	LA DODGERS	9/8	FRI	BALTIMORE
5/26	FRI	KANSAS CITY	7/17	MON	SAN DIEGO	9/22	FRI	TEXAS
5/27	SAT	KANSAS CITY	7/18	TUE	SAN DIEGO	9/23	SAT	TEXAS
5/28	SUN	KANSAS CITY	7/21	FRI	OAKLAND	9/24	SUN	TEXAS
5/29	MON	CLEVELAND	7/23	SUN	OAKLAND	9/26	TUE	OAKLAND

### BROADCAST HOME OF





Front  
Office

# Michael Eisner



## Chairman & CEO, The Walt Disney Company

Soon after Michael D. Eisner joined The Walt Disney Company in 1984 as Chairman and CEO, he saw the need for the company to diversify, with emphasis on other entertainment businesses near its U.S. theme parks in California and Florida.

12 years later, Disney became general partner of the Anaheim Angels baseball team, one of Disneyland's neighbors. The company set out to rebuild the team with new players, new uniforms and a state-of-the-art ballpark.

Today, after extensive renovation, Edison International Field of Anaheim, reconfigured as a baseball-only stadium, has become one of the game's most fan-friendly, up-to-date facilities. The renovation was designed by architects Robert A.M. Stern of New York and HOK Sports Facilities Group of Kansas City, Mo., and directed by Walt Disney Imagineering.

Ownership of the Angels and the National Hockey League's (NHL) Mighty Ducks of Anaheim has greatly increased Disney's participation in sports during Eisner's tenure. In addition, Walt Disney World in Florida has evolved into a sports mecca with the opening of Disney's Wide World of Sports complex in 1997.

The 200-acre facility is the national headquarters for the Amateur Athletic Union and includes a 7,500-seat stadium, 5,000-seat field house, tennis courts, running tracks and training & fitness facilities. It serves as the spring training site for the Atlanta Braves and is the headquarters and training facility for the Harlem Globetrotters.

Walt Disney World is home to six championship 18-hole golf courses. The Walt Disney World/National Car Rental Golf Classic has been held there annually since 1973. Additionally, the resort is host to the annual Walt Disney World Marathon held each January, presented by Foot Locker.

In January 2000, the Walt Disney World Speedway, a one-mile race course, hosted the fifth annual Indy 200 at Walt Disney World presented by Delphi. In April, Walt Disney's Wide World of Sports will host the U.S. Men's Clay Court Championships sponsored by 100% Colombian Coffee.

Disney TV subsidiaries also place a strong emphasis on sports. ABC, Inc., recently renewed its rights to Monday Night Football -- TV's longest-running and most successful sports program -- through the year 2005. In 1999, the network televised the first NCAA national championship football game, a contest which guaranteed for the first time that the two top-ranked teams faced each other in post-season play.

ABC includes several networks, including ESPN, the worldwide leader in sports programming, which reaches 73 million homes. All ESPN networks and services are 80 percent owned by ABC in partnership with the Hearst Corp.

Together with ABC Sports, ESPN has extended long-term program agreements with major league baseball and top collegiate football conferences. 2000 is the 13th year in which ESPN has aired National Football League games on Sunday nights, and for the third year it will carry the entire Sunday night schedule. It has also renewed contracts with the PGA, the British Open and U.S. Figure Skating.

ESPN also owns Classic Sports Network, which shows footage of many of the best-remembered games in sports history. Along with ESPN2 and ESPN NEWS, ESPN International reaches 150 million households in more than 150 countries and territories, and in 20 languages. ESPN Enterprises also has launched ESPN Sports Zone, one of the foremost content sites on the Internet.

The first ESPN Zone, a restaurant and entertainment center, opened in Baltimore in June 1998, with additional Zones opening in Chicago and New York in summer, 1999. ESPN Magazine hit the newsstands in spring 1998.

Eisner's leadership has helped revitalize all areas of Disney. In addition to its sports teams and ABC, Inc., the company owns or has major ownership positions in Touchstone, Hollywood and Miramax Pictures, Mammoth Records, Lyric Street Records, A&E, The History Channel, Lifetime Television, the E! Channel and Hyperion Books.

Hyperion has produced numerous books about sports and sports personalities. Among these are a new line of ESPN books starting with the *ESPN Information Please Sports Almanac*, Dan O'Brien's *Ultimate Workout Book* and a baseball book, *Memories of Summer* by Roger Kahn.

In a joint venture with the City of Anaheim, Disney created Disney ICE, a community center that houses two ice rinks. The 90,000-square foot building is home to the Disney GOALS non-profit program, which creates after-school and weekend programs for underprivileged children, emphasizing the team sport of hockey. Disney GOALS eventually will go nationwide, creating positive alternatives for youngsters in some of our nation's most troubled neighborhoods.

In addition to providing a home for Disney GOALS, the facility is the training camp site and practice rink for the Mighty Ducks of Anaheim.

In the last decade, Disney's motion picture studios have produced such films as *Armageddon*, *Phenomenon*, *Ransom*, *Con Air*, *The English Patient*, *101 Dalmations* and *Flubber*, among others. In addition, the company has extended its reputation as the world's foremost creator of animated films including *The Lion King*, *Aladdin*, *Beauty and the Beast*, *Pocahontas*, *Toy Story*, *Toy Story 2*, *The Hunchback of Notre Dame*, *The Little Mermaid*, *Hercules*, *Mulan*, *A Bug's Life* and *Tarzan*.

Disney entered the live theater business with its smash hits "Beauty and the Beast" and the sell-out Broadway production of "The Lion King."

The creation and popularity of Disney Vacation Clubs brought about the Disney Cruise Line which began carrying passengers for its home in Port Canaveral, Fla. in the summer of 1998.

Eisner has overseen the creation of the enormously popular Disney-MGM Studios Theme Park and Disney's Animal Kingdom which opened to capacity crowds in April, 1998 at Walt Disney World and the construction of Disneyland Paris, now Europe's most popular paid vacation destination. Work is under way on four new theme parks: Disney's California Adventure adjacent to Disneyland, Tokyo DisneySea near Tokyo Disneyland, a second gate near Disneyland Paris and a brand new theme park in Hong Kong.

Before joining Disney, Eisner held senior management positions with ABC-TV and later was President and Chief Operating Officer of Paramount Pictures. A graduate of Denison University, he grew up in New York City. Eisner and his wife, Jane, are the parents of three sons – Breck, Eric and Anders



# Tony Tavares



## President

Tony Tavares was named as the first-ever president of Anaheim Sports, Inc. (ASI) on March 1, 1993. He is responsible for the overall team operation of MLB's Anaheim Angels and the NHL's Mighty Ducks of Anaheim.

In addition to bringing over 20 years' experience as a facilities management professional to Anaheim Sports, Inc., Tavares also possesses strong leadership skills. His management style is highlighted by a keen attention to detail — Tavares closely

monitors every aspect of the Angels operation, from player personnel moves to game operations.

Tavares spearheaded the move to renovate Anaheim Stadium from a multi-purpose facility to a baseball only stadium to give "guests" the feeling of traditional baseball surroundings. He initiated the ballclub's name change, along with a new logo, colors and uniforms in an effort to increase the Angels visibility on a national scale.

He is a member of the American League Board of Directors, Major League Baseball Enterprises Board of Directors and Major League Baseball Realignment Committee.

Committed to putting a quality product on the field, ASI continues to assemble a competitive team that gives 100 percent every night for fans attending Angels games at Edison International Field of Anaheim.

"We're in the business of sports, and we want to give our fans their money's worth," said Tavares. "We are always looking to for new ways to improve our team on the field of play. We want every fan who comes to see an Angels game to see quality effort and play by our team. Our goal every year is to compete for a world championship."

Tavares has also been influential off the playing field as Anaheim Sports, Inc. has established itself as a friend of the community. In 1998, Tavares served as honorary chairman of the Black and White Ball, an Angels Care and Mighty Ducks Care event to support the Olive Crest Homes for Abused Children. Angels Care, Mighty Ducks Care and funds of the McCormick Tribune Foundation, granted Olive Crest a check for \$560,000 from the event partnership.

Making a personal commitment to the community, Tavares is a member of the Chapman University Board of Governors, the Spine in Sports Foundation and the Executive Leadership Board of the Argyros School of Business & Economics at Chapman University. Tavares was also recognized with a Hispanic Influential Award by the City of Santa Ana in 1998.

Tavares came to Anaheim Sports, Inc. after serving as a consultant with The Walt Disney Company, helping plan the organization's entry into professional hockey. Before that, he spent 11 years with Spectacor Management Group, a major facilities management company, rising to the position of president and chief executive officer.

Tavares has held several senior management positions, directing the activities of the Centrum in Worcester, Mass., the Providence (R.I.) Civic Center, New Haven (CT) Veterans Memorial Coliseum and the Nassau Veterans Memorial Coliseum in Uniondale, N.Y.

Though born in Fall River, Mass., (10/17/49) Tavares grew up in Bristol, R.I., and holds a bachelor of science degree in accounting from Roger Williams College. He is a member of the International Association of Auditorium Managers.

Tavares and his wife, Elizabeth, have three children. They have two daughters, Sheila and Kristen and one son, Mark. The family resides in Villa Park.

## Presidents Of The Angels

Tony Tavares	May 15, 1996-present
Richard M. Brown	November 1, 1990-May 14, 1996
Gene Autry	1978-1990
Arthur E. (Red) Patterson	February 22, 1975-77
Robert O. Reynolds	1961-December 2, 1974



## Vice President and General Manager

Bill Stoneman enters his first season as vice president/general manager of the Angels. He becomes the ninth general manager in Angels' history and is responsible for the overall baseball operations of the club, including player personnel, scouting and player development. Stoneman was appointed to his current position, Nov. 1, 1999. He previously served as Vice President, Baseball Operations for the

Montreal Expos, with financial and administrative responsibilities for all baseball operations aspects.

A native of Oak Park, IL, Stoneman pitched for eight seasons in the major leagues, compiling a 54-85 record with 46 complete games, 15 shutouts, five saves and a 4.08 ERA in 245 games (170 starts). He began his professional career in 1966 and appeared in the major leagues with the Chicago Cubs (1967-68), Montreal (1969-73) and California (1974). Stoneman was selected to the 1972 National League All-Star team, pitching two innings at the Mid-Summer Classic in Atlanta.

Stoneman, who was the 10th selection by Montreal from Chicago in the 1968 expansion draft, pitched two no-hitters for the Expos. He no-hit the Philadelphia Phillies at Connie Mack Stadium, April 17, 1969 (7-0 score), and the New York Mets at Jarry Park, Oct. 2, 1972 (7-0 score). The first no-hitter came 10 days after the Expos made their debut. Stoneman had his contract sold to the Angels' April 4, 1974, and posted a 1-8 record and 6.14 ERA in 13 games (11 starts) with California, before retiring as a player during that season.

Following his retirement from baseball in 1974, Stoneman joined Royal Trust, a financial institution, first working in Montreal, and then in Toronto. He returned to baseball Nov. 14, 1983, joining the Expos as Assistant to the President. Stoneman was then appointed Vice President, Baseball Administration, Sept. 8, 1984.

Raised in West Covina, CA, Stoneman attended Mount San Antonio Junior College in Walnut, CA. He received a Bachelor of Science degree from the University of Idaho and a Master's degree in Education from the University of Oklahoma. Stoneman was inducted to the University of Idaho Alumni Hall of Fame in Feb., 1998.

Stoneman and his wife Diane have two children, a daughter Jill and son Jeff.

### General Managers Of The Angels

Bill Stoneman	November 1, 1999 - present
Bill Bavasi	January 12, 1994 - October 1, 1999
Whitey Herzog	September 18, 1993 - January 11, 1994
Dan O'Brien	May 1, 1991 - September 17, 1993
Mike Port	September 1, 1984 - April 30, 1991
E.J. "Buzzie" Bavasi	October 24, 1977 - September 1, 1984
Harry Dalton	October 27, 1971 - October 24, 1977
Dick Walsh	October 1, 1968 - October 27, 1971
Fred Haney	December 8, 1960 - October 1, 1968

## Front Office Staff



### Ken Forsch Assistant General Manager

Ken Forsch begins his third campaign as the Angels' assistant general manager after being appointed Feb. 9, 1998. Prior to his current appointment, Forsch served as the Angels' director of player development for three seasons. He is mainly responsible in assisting general manager Bill Stoneman with contract negotiations, player procurement and waiver and rule compliance. Prior to working as director of player development, Forsch owned a real estate company in Anaheim and worked extensively with Angels' Community Relations department.

The Sacramento, CA native posted 114 career wins with a 3.37 ERA and 50 saves in 16 major league seasons, including five seasons with the Angels (1981-1986). Forsch pitched a no-hitter, April 7, 1979, joining brother Bob of the St. Louis Cardinals, as the only brother combo ever to pitch major league no-hitters.

During his tenure in baseball operations, several key members of the 1999 team concluded their development including Troy Percival, Todd Greene, Darin Erstad, Garret Anderson, Brian Cooper and Ramon Ortiz. Additionally, under Forsch, former major league players Leon Durham, Greg Minton and Garry Templeton have been added to the minor league system.



### Donny Rowland Director of Scouting

Donny Rowland enters his first season with the Angels as director of scouting after his appointment, Nov. 22, 1999. He will oversee the scouting of major league, minor league and amateur players as well as the signing of amateur players.

Rowland served as national scout and pro crosschecker for the New York Yankees since 1995. Before joining the Yankees, Rowland spent 10 seasons in the Detroit Tigers organization as a player, minor league instructor and scout. The Tigers' eighth round draft pick in the June, 1985 free agent draft, Rowland played second base in the Detroit organization for five years (1985-89).

He retired midway through the 1989 season to work as a Tigers' minor league instructor. He began his scouting career in 1990 with Detroit as an area scout in Florida. He was promoted to east coast supervisor in 1991, serving in that position for four years until joining the Yankees.

The Harper Woods, MI native was an infielder at the University of Miami from 1982-85 and was a member of two Hurricane national championship teams (1982,85). He graduated with a degree in Management and Finance in 1987.

Rowland, 37 (12/16/62), and wife Annette have one son, Shane. The family resides in Aliso Viejo.



### Darrell Miller Director of Player Development

Darrell Miller enters his first season as the Angels' director of player development and 21st season overall with the organization. He was promoted to director of player development, Dec. 10, 1999, after serving as special assignment scout and inner city coordinator since 1993. He is chiefly responsible for the club's minor league system, which includes six minor league affiliates and a club in San Pedro De

Macoris, Dominican Republic.

A native of Washington, D.C., Miller served as director of community relations from 1990-93. During his tenure, he implemented the Angel's Rookie Ball Program throughout Southern California and directed the Reviving Baseball in Inner Cities (RBI) World Series at Anaheim Stadium.

Miller was selected by the California Angels in the ninth round of the June, 1979 free agent draft. He played professionally for 12 years and appeared in the major leagues with the Angels (1984-88) as a catcher, infielder and outfielder. In parts of five seasons with the Angels, he batted .241 (95/394) with eight home runs and 35 RBI in 224 games. Miller also played in the minor leagues with the Baltimore Orioles, Seattle Mariners and New York Yankees during the 1989-90 seasons.

A member of one of California's most successful sports families, Miller's brother, Reggie, currently plays for the NBA's Indiana Pacers after a successful college career at UCLA. His sister, Cheryl, currently serves as head coach and General Manager of the WNBA franchise Phoenix Mercury. A four-year All-American at USC, she led the Trojans to two consecutive national titles (1983-84) and later coached at her alma mater (1993-94).

Miller, 41 (2/26/59), and his wife Kelly have two children, Darrell Jr. and Nicole. The family resides in Yorba Linda.



### Tony Reagins Manager, Baseball Operations

Tony Reagins begins his ninth season with the organization and third in baseball operations. He was promoted to manager of baseball operations on April 1, 1998 and is responsible for the administrative handling of matters relating to scouting and player development. Reagins also works closely with the director of scouting and director of player development in all aspects relating to minor league affiliates and player personnel.

A native of Indio, CA, Reagins began his career with the Angels as an intern in baseball operations in 1992. He then served an internship in marketing advertising sales in 1993 before being promoted to marketing assistant in 1994. Reagins served as sponsorship services representative from 1996 until his current appointment.

Reagins, 33 (3/11/67), a graduate of California State University, Fullerton, is single and resides in Brea.

## Front Office Staff



### Tim Mead Vice-President, Communications

Tim Mead begins his fourth season as vice president, communications after his appointment Feb. 9, 1998. He returned after serving four seasons as assistant general manager. He previously served as vice president of media relations from Dec. 1, 1993 until Jan. 12, 1994.

Mead, 41 (4/17/58), began his career with the Angels as an intern in the public relations department in 1980. He was appointed director of media relations in 1985 before being promoted to assistant vice president of media relations in 1991. During his tenure as director of media relations, Mead was honored by the Los Angeles/Anaheim Chapter of the BBWAA with the "Good Guy" Award in 1985 and 1990. Under his supervision, Mead was responsible for the handling of media during the 1986 American League Championship Series and the 1989 All-Star Game. He has assisted in six All-Star Games, five League Championship Series and two World Series.

The Athens, Greece native is a 1980 graduate of Cal Poly Pomona with a Bachelor of Science degree in Communications. Mead was the sports editor of the Poly Post, the Cal Poly Pomona Campus Newspaper in 1979-80. He was named Sportswriter of the Year at Cal Poly Pomona in 1979 and served as assistant sports information director & publicity director (baseball) there from 1979-80.

Mead's current responsibilities include overseeing all aspects of media & community relations for the Angels and Mighty Ducks of Anaheim.

Mead is a Member of the Board of Directors for the Orange County Ronald McDonald House, Orange County Sports Celebrities and Amigos de los Niños. He and his wife Carole have one son, Brandon, and reside in Diamond Bar.



### Andy Roundtree Vice-President, Finance and Administration

Andy Roundtree begins his seventh year as vice president of finance and administration for Anaheim Sports, Inc.

As an original member of the Anaheim Sports, Inc. front office, the 46-year-old (2/24/54) Southern California native is responsible for the overall financial operation of the Angels and the National Hockey League's Mighty Ducks of Anaheim, including budgeting, accounting, planning and payroll. Roundtree is also responsible for the office administration of the organization which includes human resources, insurance and ticketing.

Prior to joining Anaheim Sports, Inc., Roundtree spent three years in France as controller of Euro-Disney. His primary responsibilities included setting up the accounting operation systems for the park and hotel, which opened in April, 1992.

The 1976 graduate of Claremont Men's College, Roundtree was raised in Temple City, CA, and played on that city's high school championship football teams in 1970 and '71. As a linebacker in 1971, he was the CIF-SS AA Player of the Year. In addition, Roundtree was the shortstop and captain of Claremont's 1975 and '76 varsity baseball teams.

Roundtree and his wife, Patti, have three sons — Adam, Scott and Kevin. The family lives in Glendora.



### **Rick Schlesinger** Vice-President, Business and Legal Affairs

Rick Schlesinger begins his third season with the Angels after coming to Anaheim Sports, Inc., from Walt Disney Pictures and Television in March, 1998.

The Milwaukee, WI native graduated from the University of Wisconsin at Madison, earning a degree in political science and history in 1983.

Schlesinger, 38 (10/27/61), then enrolled at Harvard Law School where he earned his law degree in 1986. After law school, he spent six years as an associate at the Los Angeles law firm of Latham and Watkins.

In March of 1993, Schlesinger began working for Walt Disney Pictures and Television and rose to the level of vice president of legal affairs before leaving to join Anaheim Sports, Inc.

Schlesinger and his wife Diane, have two sons, Bradley and Sam and one daughter, Caitlin. The family resides in Westwood.



### **Kevin Uhlich** Vice-President, Sales, Marketing and Operations

Beginning his 25th season with the Angels and 20th in stadium operations, Kevin Uhlich was appointed vice president, sales, marketing and operations, Feb. 2, 2000. He had previously served as vice president, ballpark operations since August of 1998.

Uhlich, is responsible all aspects of sales, marketing, promotions and entertainment for the Angels and Mighty Ducks of Anaheim. In addition, he will continue to be responsible for all stadium personnel, maintenance and booking of stadium events as well as all logistical setup of the Angels spring training facilities in Tempe and Mesa, AZ.

As director of stadium operations, Uhlich assumed working control of Edison International Field on Oct. 1, 1996. The Anaheim native spearheaded the renovation process of Edison Field from October, 1996 through April, 1998. He was the acting liaison between Anaheim Sports, Inc. and all contractors during the renovation, overseeing day-to-day operations. Uhlich's initiative and insight was crucial to the development and completion of the ballpark.

Uhlich, 42 (10/5/57), was appointed assistant director of stadium operations in 1981 and later was promoted to director of operations in 1985. He handled all matters between the Angels, the City of Anaheim and all third party operators. Uhlich began his career with the Angels in 1976 as a batboy and was later promoted to assistant clubhouse attendant in 1978.

Uhlich is a graduate of Anaheim High School and attended Cypress College. He and wife Juanita have twin boys, Chase and Cody. The family resides in Foothill Ranch.

## Front Office Staff



### Bob Wagner Vice President, Advertising Sales and Broadcasting

Bob Wagner begins his 14th year with the Angels and first as vice president of advertising sales and broadcasting. He began his career with the Angels in the sales and marketing department in 1984. Wagner rose to the level of director of sales and marketing before taking a position as corporate sales manager

with the Mighty Ducks in 1993.

Wagner, 42 (1/25/58), was named director of sales and servicing for the Mighty Ducks in July, 1994. When The Walt Disney Company purchased the Angels in May of 1996, Wagner once again took over the direction of the team's advertising and broadcast sales efforts. During his original tenure with the Angels, Wagner was responsible for redesigning the team's "updated classic" uniforms, worn from 1993-96, and opening the club's first retail outlet store at MainPlace Mall in Santa Ana, CA.

The Seal Beach, CA, native's primary duties with the Angels include directing and marketing, selling and administering of all of the club's corporate sponsorship packages along with television, radio, signage, print, regional and in-stadium promotional rights. Wagner is responsible for the broadcasting for both teams which includes production and sales on both Angels and Mighty Ducks radio and television flagship partners. His department is also responsible for the Angels and Mighty Ducks web sites and administering all MLB and NHL national rights agreements and broadcasts.

Wagner was an integral figure in attaining Edison International as the title sponsor for the newly renovated ballpark and played pivotal roles in the partnerships with radio flagship stations KLAC, Spanish language XPRS and XTRA. In addition, he worked closely with the Pepsi, Co. in sponsorship negotiations for the new-age "Pepsi Perfect Game Pavillion" at Edison International Field.

Before joining the Angels and Mighty Ducks, Wagner, was the activities director and convention coordinator at the Disneyland Hotel from 1978-80. He then spent time as human resources manager with the Fluor Corporation from 1980-1984.

A graduate of Long Beach State University, Wagner is on the steering committee of the National Sports Forum and is a member of the Los Angeles Sports Council.

Wagner and his wife, Debbie, have three children, Ryan, Amanda and Nicholas. The family resides in Dove Canyon.





## Ned Bergert Head Athletic Trainer

Ned Bergert joined the Angels staff in 1979 after beginning his career in 1975 as the trainer for the Angels' Quad Cities minor league affiliate in Davenport, IA. He received his Bachelor of Arts degree in Adaptive Physical Education from St. Ambrose College in 1979 and was inducted into the St. Ambrose Hall of Fame in 1992.

The Davenport, IA native is a certified member of the National Athletic Trainers Association and the California Athletic Trainers Association. For the past three years, Bergert has been a member of Cal Poly Pomona Faculty, lecturing for the Department of Kinesiology and Health Promotions, specializing in Athletic Training Therapy and Modalities. Bergert serves on the NATA Grants and Scholarship Committee and the Ethics Committee. He coordinates quarterly PBATS Newsletters featuring stories related to health care in professional baseball and has been instrumental in PBATS campaign to educate the public on the dangers of spit tobacco. Bergert and fellow Angels trainer Rick Smith received the Major League Baseball Athletic Training Staff of the Year award for the 1998 season. The Angels staff was the 10th selected by members of the Professional Baseball Athletic Trainers Society.

In addition to the many committees Bergert belongs to, he has worked several years with the Orange County Chapter of the American Cancer Society, campaigning for smokeless tobacco. He was instrumental in developing a nationwide smokeless tobacco curriculum for grades kindergarten through 12.

Bergert, 45 (2/11/55), served as the American League trainer for the Major League All-Star Game in 1992. He and wife Sandy have two sons, Chad and Scott. The family resides in Yorba Linda.



## Rick Smith Athletic Trainer

Beginning his 23rd season as a trainer for the Angels, Rick Smith served as the head trainer for the El Paso Diablos, the Angels double-A affiliate, before moving to the major leagues in 1978.

Smith was a student trainer for the University of Texas-El Paso athletic teams from 1971 until graduating in 1975. He is a Member of the National Athletic Trainers' Association and the California and Texas State Trainers Associations. The El Paso, TX native served as an American League trainer for the Major League All-Star games in 1984, 1989 and 1997. Along with fellow Angels trainer Ned Bergert, the pair were named the Major League Athletic Training Staff of the Year for the 1998 season. The award, given yearly since 1989, is voted on by the Professional Baseball Athletic Trainers Society (PBATS).

Smith, 46 (11/24/53), and his wife Janell have one son, Karcher, and reside in Santa Ana.



## Brian Grapes Strength and Conditioning Specialist

Brian Grapes is beginning his second season as the Angels major league strength and conditioning specialist. He previously served as minor league strength and conditioning coordinator for the Angels from October 1997 until his current appointment.

Grapes earned his degree in Exercise Science from the University of Wisconsin-Lacrosse, while earning all conference awards his junior and senior year for the Eagles baseball team. Before joining the Angels, Grapes served as a strength and conditioning intern for the Detroit Tigers during spring training and the Cleveland Indians during extended spring training in 1996. The Biloxi, MS, native is a Member of the National Strength and Conditioning Association and is a Certified Strength and Conditioning Specialist (C.S.C.S.).

Grapes, 27 (6/11/72) is single and resides in Santa Monica.

## Clubhouse Staff



**Ken Higdon**  
**Equipment Manager**

Entering his 23rd season in professional baseball and eighth with Angels, Ken Higdon is responsible for the purchasing and maintaining of equipment, supplies and uniforms for the Angels, while attending to the day-to-day needs of the Angels' players.

The Seattle, WA native began his career with the Angels in 1987 as the equipment manager for the Angels' minor league affiliate in Mesa, AZ. Higdon was then appointed equipment manager for the Angels prior to the 1994 season. He began his career in baseball in 1978 as the equipment manager of the Tacoma Tigers, then triple-A affiliate of the Oakland Athletics.

Higdon, 37 (2/26/63), is single and resides in Irvine.



**Brian Harkins**  
**Visiting Clubhouse Manager**

Beginning his 11th season as visiting clubhouse manager, Brian Harkins began his career with the Angels as a batboy from 1981-1983.

The Anaheim, CA native returned to the Angels in 1986 as a clubhouse attendant. Harkins was promoted to assistant visiting clubhouse manager and umpires' room attendant in 1988. He was then appointed visiting clubhouse manager in 1990.

Harkins, 34 (5/22/65), and his wife Cathey have two daughters, Hayley and Hannah and a son, Hayden. The family resides in Placentia.



**Keith Tarter**  
**Assistant Equipment Manager**



**Scott Smith**  
**Umpires' Room Attendant**



### Dr. Lewis Yocum Medical Director

Entering his 23rd season as medical director/orthopedist with the Angels, Dr. Lewis Yocum is past president of the medical staff of Centinela Hospital Medical Center in Inglewood, CA and is currently on staff at Anaheim Memorial Hospital Centinela Hospital in Inglewood and University of California - Irvine (UCI).

The Chicago, IL, native received his Bachelor of Science degree from Western Illinois University in 1969 and his M.D. degree from the University of Illinois in 1973. Yocum served his Surgery Internship (1973-74) and Residency in Orthopaedic Surgery (1974-77) at McGaw Medical Center at Northwestern University. He served his Fellowship in Sports Medicine at the Kerlan Jobe Orthopaedic Clinic in 1977.

Yocum currently is involved in the following professional associations: Clinical Assistant professor, University of Southern California; Associate Clinical Professor at UCI; a West Coast Consultant, American Ballet Theatre Company; Assistant Medical Director, PGA & Senior PGA Tours; Chairman of Annual Baseball Medicine Symposium; Member of the American Orthopaedic Society Sports Medicine; Shoulder and Elbow Society and the Arthroscopy Association of America.

He also served as President of the Association of Professional Baseball Physicians in 1984 and was selected as the team physician of the Major League All-Star Baseball Team that toured Japan in October, 1993.



### Dr. Craig Milhouse Team Physician

Beginning his sixth season as team physician/medicine with the Angels, Dr. Craig Milhouse serves the same capacity with the Mighty Ducks of Anaheim and the Anaheim Bullfrogs. He has also served as team physician for the Anaheim Pirhanas and Anaheim Splash.

Milhouse's current professional experience includes his private practice in Internal Medicine and Athletic Medicine at the Kerlan Jobe Orthopaedic Clinic in Anaheim, CA and private practice in Internal Medicine and Sports Medicine in Anaheim Hills, CA.

A native of Detroit, MI, Milhouse received his Bachelor of Science degree from the University of Michigan in 1976 and Medical Degree from Wayne State University, School of Medicine in 1980. He completed his Medicine/Surgery Internship at St. John's Hospital in Detroit, MI (1980-81) and his Internal Medicine Residency at Huntington Memorial Hospital in Pasadena, CA (1981-84). Milhouse served his Sports Medicine Fellowship at Kerlan Jobe Orthopaedic Clinic in Inglewood, CA (1990-91) and received his Board Certification in Internal Medicine in 1984.

Milhouse, 45 (9/3/54), served as Team Physician for the Los Angeles Rams (1993-95), the University of Southern California (1988-93) and Occidental College (1992-93). He is a current member of the Tournament of Roses, the American College of Sports Medicine and the American Medical Society of Sports Medicine. He and wife Pamela have two sons, Jonathan and Alex. The family resides in Yorba Linda.

# Medical Glossary

- Abscess** — An infection which produces pus; can be the result of a blister, callus, penetrating wound or laceration.
- Anaphylactic Shock** — Shock that is caused by an allergic reaction.
- Anterior Compartment Syndrome** — Condition in which swelling within the anterior compartment of the lower leg jeopardizes the viability of muscles, nerves and arteries that serve the foot. In severe cases, emergency surgery is necessary to relieve the swelling and pressure.
- Anterior Cruciate Ligament (ACL)** — A primary stabilizing ligament within the center of the knee joint that prevents hyperextension and excessive rotation of the joint. A complete tear of the ACL necessitating reconstruction could require up to 12 months of rehabilitation.
- Anti-Inflammatory** — Any agent which prevents inflammation, such as aspirin or ibuprofen.
- Arteriogram** — A film demonstrating arteries after injection of a dye.
- Arthrogram** — X-ray technique for joints using air and/or dye injected into the affected area; useful in diagnosing meniscus tears of the knee and rotator cuff tears of the shoulder.
- Arthroscope** — An instrument used to visualize the interior of a joint cavity.
- Arthroscopy** — A surgical examination of the internal structures of a joint by means for viewing through an arthroscope. An arthroscopic procedure can be used to remove or repair damaged tissue or as a diagnostic procedure in order to inspect the extent of any damage or confirm a diagnosis.
- Aspiration** — The withdrawal of fluid from a body cavity by means of a suction or siphonage apparatus, such as a syringe.
- Atrophy** — To shrivel or shrink from disuse, as in muscular atrophy.
- Avascular Necrosis** — Death of a part due to lack of circulation.
- Avulsion** — The tearing away, forcibly, of a part or structure.
- Baker's Cyst** — Localized swelling of a bursa sac in the posterior knee as a result of fluid that has escaped from the knee capsule. A Baker's cyst indicates that there is a trauma inside the knee joint that leads to excessive fluid production.
- Bone Scan** — An imaging procedure in which a radioactive-labeled substance is injected into the body to determine the status of a bone injury. If the radioactive substance is taken up by the bone at the injury site, the injury will show as a "hot spot" on the scan image. The bone scan is particularly useful in the diagnosis of stress fractures.
- Brachial Plexus** — Network of nerves originating from the cervical vertebrae and running down to the shoulder, arm, hand, and fingers.
- Bursa** — A fluid-filled sac that is located in areas where friction is likely to occur, then minimizes the friction; for example between a tendon and bone.
- Capsule** — An enclosing structure which surrounds the joint and contains ligaments which stabilize that joint.
- CAT Scan** — Use of a computer to produce a cross sectional view of the anatomical part being investigated from x-ray data.
- Cellulitis** — Inflammation of cellular or connective tissue.
- Cervical Vertebrae** — Group of seven vertebrae located in the neck.
- Collateral Ligament** — on either side of and acting as a radius of movement, a hinge joint, as of the elbow, knee and wrist.
- Colles' Fracture** — A fracture of the distal end of the radius with the lower end being displaced backward.
- Concussion** — Jarring injury of the brain resulting in dysfunction. It can be graded as mild, moderate or severe depending on loss of consciousness, amnesia and loss of equilibrium.
- Contusion** — An injury to a muscle and tissues caused by a blow from a blunt object.
- Cortical Steroids** — Used to suppress joint inflammation.
- Costochondral** — Cartilage that separates the bones within the rib cage.
- Degenerative Joint Disease** — Changes in the joint surfaces as a result of repetitive trauma.
- Deltoid Ligament** — Ligament that connects the tibia to bones of the medial aspect of the foot and is primarily responsible for stability of the ankle on the medial side. Is sprained less frequently than other ankle ligaments.
- Deltoid Muscle** — Muscles at the top of the arm, just below the shoulder, responsible for shoulder motions to the front, side and back.
- Disc, Intervertebral** — A flat, rounded plate between each vertebrae of the spine. The disc consists of a thick fiber ring which surrounds a soft gel-like interior. It functions as a cushion and shock absorber for the spinal column.
- Dislocation** — Complete displacement of joint surfaces.
- Dusky** — Areas of decreased temperature may indicate arterial compromise and decreased tissue viability.
- Eccymosis** — Bleeding into the surface tissue below the skin, resulting in a "black and blue" effect.
- Edema** — Accumulation of fluid in organs and tissues of the body; swelling.
- Effusion** — Accumulation of fluid, or the knee itself, in various spaces in the body. Commonly, the knee has an effusion after an injury.
- Electromyogram (EMG)** — Test to determine nerve function.
- Epicondylitis** — Inflammation in the elbow due to overuse.
- Erythema** — Inflammatory redness of the skin.
- Exudate** — Any fluid that has exuded out of a tissue or its capillaries, specifically because of injury or inflammation.
- Fracture** — Breach in continuity of a bone. Types of fractures include simple, compound, comminuted, greenstick, incomplete, impacted, longitudinal, oblique, stress or transverse.
- Gadolinium MRI** — The chemical gadolinium is injected into the joint being studied to enhance the diagnosis image of the structures under investigation.
- Grade One Injury** — A mild injury in which ligament, tendon, or other musculoskeletal tissue may have been stretched or confused, but not torn or otherwise disrupted.
- Grade Two Injury** — A moderate injury when musculoskeletal tissue has been partially, but not totally torn which causes appreciable limitation in function of the injured tissue.
- Grade Three Injury** — A severe injury in which tissue has been significant, and in some cases totally, torn or otherwise disrupted causing a virtual total loss of function.
- Hematoma** — Tumor-like mass produced by an accumulation of coagulated blood in a cavity.

**Iliotibial Band** — A thick, wide fascial layer that runs from the iliac crest to the knee joint and is occasionally inflamed as a result of excessive running.

**Inflammation** — The body's natural response to injury in which the injury site might display various degrees of pain, swelling, heat, redness and/or loss of function.

**Labrum** — An edge, rim or lip-shaped structure found in the shoulder joint.

**Ligament** — Band of fibrous tissue that connects bone to bone or bone to cartilage and supports and strengthens joints.

**Magnetic Resonance Imaging (MRI)** — Imaging procedure in which a radio frequency pulse causes certain electrical elements of the injured tissue to react to this pulse and through this process a computer display and permanent film establish a visual image. MRI does not require radiation and is very useful in the diagnosis of soft tissue, disc and meniscus injuries.

**Meniscectomy** — An intra-articular surgical procedure of the knee by which all or part of the damaged meniscus is removed.

**Meniscus** — Crescent shaped cartilage, usually pertaining to the knee joint; also known as "cartilage." There are two menisci in the knee, medial and lateral. These work to absorb weight within the knee and provide stability.

**Metacarpals** — Five long bones of the hand running from the wrist to the fingers.

**Metatarsals** — Five long bones of the foot, running from the ankle to the toes.

**Patella Tendinitis** — Inflammation of the patellar ligament; also known as "jumpers knee."

**Patellofemoral Joint** — Articulation of the kneecap and femur. Inflammation of this joint can occur through: 1) acute injury to the patella, 2) overuse from excessive running particularly if there is an associated knee weakness, 3) chronic wear and tear of the knee, 4) as a result of poor foot mechanics. Patellofemoral irritation can lead to chondromalacia, which in its most chronic condition, could require surgery.

**Phlebitis** — Inflammation of a vein.

**Plica** — Fold of tissue in the joint capsule and a common result of knee injury.

**Posterior Cruciate Ligament (PCL)** — A primary stabilizing ligament of the knee that provides significant stability and prevents displacement of the tibia backward within the knee joint. A complete tear of this ligament necessitating reconstruction could require up to 12 months rehabilitation.

**Reconstruction** — Surgical rebuilding of a joint using natural, artificial or transplanted materials.

**Referred Pain** — Pain felt in an undamaged area of body away from the actual injury.

**Rotator Cuff** — Comprised of four muscles in the shoulder area that can be irritated by overuse. The muscles are the supraspinatus (most commonly injured), infraspinatus, teres minor and subscapularis.

**Rotator Cuff Impingement Syndrome** — A microtrauma or overuse injury caused by stress, and the four stages are: 1) tendentious with temporary thickening of the bursa and rotator cuff; 2) fiber dissociation in the tendon with permanent thickening of the bursa and scar formation; 3) a partial rotator cuff tear of less than one cm.; and 4) a complete tear of one cm. or more.

**Scapula** — Shoulder blade.

**Sciatica** — Irritation of the sciatic nerve resulting in pain or tingling running down the inside of the leg.

**Sciatic Nerve** — Major nerve that carries impulses for muscular action and sensations between the low back and thigh and lower leg; it is the longest nerve in the body.

**Shin Splint** — A catch-all syndrome describing pain in the shin that is not a fracture or tumor and cannot be defined otherwise.

**Spondylitis** — Inflammation of one or more vertebrae.

**Spondylolisthesis** — Forward displacement of one vertebra over another below it due to a developmental defect in the vertebrae.

**Spondylosis** — Abnormal vertebral fixation or immobility.

**Sprain** — Injury resulting from a stretch or twist of the joint and causes various degrees of stretch or tear of a ligament or other soft tissue at the joint.

**Strain** — Injury resulting from a pull or torsion to the muscle or tendon that causes various degrees of stretch or tear to the muscle or tendon tissue.

**Stress Fracture** — A hair-line type of break in a bone caused by overuse.

**Stress X-Ray** — A continual x-ray taken when a portion of the body is stressed to its maximum in order to determine joint stability. This is a test utilized in some ankle injuries.

**Subluxation** — Partial dislocation of a joint. The term usually implies that the joint can return to its normal position without formal reduction.

**Tarsals** — Group of seven bones of the foot consisting of the calcaneal, talus, cuboid and three cuneiform bones.

**Tendinitis** — Inflammation of the tendon and/or tendon sheath, caused by chronic overuse or sudden injury.

**Tendon** — Tissue that connects muscle to bone.

**Thoracic Outlet Compression Syndrome** — A neuro-vascular disorder of the upper extremity common in throwing.

**Tomograph** — A special type of x-ray apparatus that demonstrates an organ or tissue at a particular depth.

**Transverse Process** — Small lateral projection off the right and left side of each vertebrae that functions as an attachment site for muscles and ligaments of the spine.

**Triangular Cartilage** — A connective tissue characterized by its nonvascularity and firm consistency; located on the little finger side of the wrist.

**Ulna Collateral Ligament** — A band or sheet of fibrous tissue connecting two or more bones, cartilage, or other structures, or serving as support for fasciae or muscles located on the inside of the elbow (ligament that is replaced or repaired for the "Tommy John" surgery).

**Ulnar Nerve** — Nerve in the elbow commonly irritated by excessive throwing.

**Wrist** — The junction between the two forearm bones (radius and ulna) and eight wrist bones (trapezium, capitate, hamate, pisiform, trapezoid, lunate and scaphoid)

**NOTE:** This list is not meant to be all inclusive nor should it be used as a substitute for physician's diagnosis and/or description of an injury or illness. For further definitions, please refer to the Stedman's Pocket Medical Dictionary published by Williams and Wilkins.

# Scouting Staff

Director of Scouting

**Donny Rowland**

Manager, Baseball Operations

**Tony Reagins**

Administrative Assistant, Scouting

**Janet Mitchell**

<b>MAJOR LEAGUES &amp; PROFESSIONAL</b>	<b>HOMETOWN</b>
JAY HANKINS	GREENWOOD, MO
JON NEIDERER	JOHNSTOWN, PA
RICH SCHLENKER	WALNUT CREEK, CA
MOOSE STUBING	VILLA PARK, CA
DALE SUTHERLAND	LA CRESCENTA, CA
GARY SUTHERLAND	MONROVIA, CA
JOHN VAN ORNUM	BASS LAKE, CA

<b>FREE AGENT</b>	<b>HOMETOWN</b>
DON ARCHER	SURREY, CAN
JOHN BURDEN	FAIRFIELD, OH
TOM BURNS	HARRISBURG, PA
TODD CLAUS	TAMARAC, FL
PETE COACHMAN	COTTONWOOD, AL
TIM CORCORAN	LA VERNE, CA
JEFF CRANE	HUNTSVILLE, AL
ED CROSBY	GARDEN GROVE, CA
DAVID CROWSON	COLLEGE STATION, TX
CLAY DANIEL (Eastern Supervisor)	JACKSONVILLE, FL
TOM DAVIS (Western Supervisor)	RIPON, CA
STEVE GRUWELL	WEST COVINA, CA
KEVIN HAM	EL PASO, TX
AL HAMMELL	POUGHKEEPSIE, NY
RICK INGALLS (National Crosschecker)	ANAHEIM HILLS, CA
TIM KELLY	CARLSBAD, CA
TOM KOTCHMAN	SEMINOLE, FL
GUY MADER (Northern & Canadian Supervisor)	TEWKSBURY, MA
RON MALIGNY (Inner City Coordinator)	LAKE CHARLES, LA
TOM OSOWSKI	MILWAUKEE, WI
MIKE POWERS	MISSOURI CITY, TX
PAUL ROBINSON (Midwestern Supervisor)	FT. WORTH, TX
RICK SCHROEDER	PLEASANTON, CA
JEFF SCHOLZEN	HURRICANE, UT
JACK UHEY	VANCOUVER, WA

<b>INTERNATIONAL</b>	<b>HOMETOWN</b>
JOSE GOMEZ	SANTO DOMINGO, DR
FELIPE GUTIERREZ	VERACRUZ, MEX
GEORGE LAUZERIQUE (Latin America Supervisor)	WELLINGTON, FL
JOSE LEIVA	SAN FELIX, VEN
MARIO MENDOZA	NAVOJOA, MEX
MIGUEL VALDEZ	JUAREZ, MEX
VICTOR VILLA	NAVOJOA, MEX
GRANT WEIR	WILLIAMSTOWN, AUSTRALIA

**COVERING ALL  
THE BASES**

.....

**570AM  
KLAC** 

.....

**RADIO HOME OF THE  
ANAHEIM ANGELS**



*Listen to  
570AM KLAC  
for all the action  
from the first pitch  
to the final out!*




# **RADIO EXPRESS 1090<sup>AM</sup>**

**50,000 Watts of Clear Channel**

**(323) 856-5151**

**[www.1090am.com](http://www.1090am.com)**



Under  
The Halo

## Television & Radio Information



KCAL 9 is proud to be entering its fifth consecutive year as the broadcast television home of the Anaheim Angels. In 2000, the award-winning KCAL 9 Sports team will televise over 50 regular season Angels baseball games to the Southern California sports Audience.

KCAL 9 is the leading local broadcaster of major professional sports in the nation. In addition to Angels Baseball, the station is home to the NBA's Los Angeles Lakers and Los Angeles Clippers, the NHL's Mighty Ducks of Anaheim, Fight Night Boxing, the Pac Bell Senior PGA Classic, Pac-Ten Football and the John R. Wooden Classic basketball tournament. In all, KCAL 9 provides coverage of over 150 major sporting events each year.

KCAL 9 is also home to one of Southern California's most critically acclaimed local news operations. The station's revolutionary KCAL 9 News is the nation's only three-hour local news broadcast on prime time television. Along with its successful weekday news broadcasts at Noon, 2pm, 3:30pm and 9pm on weekends, the station provides nearly 30 hours of local news per week to the greater Los Angeles area. KCAL 9 is also home to the most comprehensive nightly sports report on local television, the Final Quarter. Hosted by Alan Massengale, John Ireland and Derrin Horton, Final Quarter is seen weeknights at 10:45pm.

In addition to news and sports, KCAL 9 is home to many of television's top syndicated hits including Judge Judy, Real TV, Jerry Springer, Peoples Court, Maury Povich and National Enquirer.



FOX Sports Net enters its eighth season as the cable television home of the Anaheim Angels, televising 50 regular season home games in 2000. Steve Physioc and former Angel, Rex Hudler, will provide the action exclusively on FOX Sports Net.

One of the country's largest regional sports networks, FOX Sports Net provides 24-hour sports programming to more than 5 million basic cable subscribers in Southern California, Nevada and Hawaii and presents more live, local sports programming than any other cable network or broadcast station in the market.

FOX Sports Net also telecasts the Anaheim Angels pre-game show, ANGELS IN THE INFIELD, one half-hour before each game. The show, hosted by Bill Macdonald, includes features and interviews with Angels players and management, plus offers a preview of the game.

In addition to the Angels, FOX Sports Net's local programming menu features the Los Angeles Lakers and Los Angeles Kings. FOX Sports Net's national programming includes Pac-10, Big 12 and Conference USA football, Baseball Thursday, Pac-10 Basketball, PGA Tour coverage, Formula One auto racing, ATP Tennis, Sunday Night Fights, and FOX Sports News, which offers up to the minute scores, highlights and news from coast-to-coast. Also shown nationally are The Last Word, Goin' Deep, Rewind, Hardcore Baseball, Hardcore Football and NFL This Morning, FOX Sports Net's NFL pregame show hosted by Chris Myers with analysts Marv Levy, Jackie Slater and Chris Spielman.

The FOX Sports Net 2 programming menu includes the Los Angeles Dodgers, Los Angeles Clippers, Mighty Ducks of Anaheim, Los Angeles Galaxy, Los Angeles Avengers, Long Beach Ice Dogs, USC, UCLA, University of Hawaii and Pepperdine Athletics. Horse racing from Santa Anita, Hollywood Park and Los Alamitos, high school game of the week and San Diego Chargers pre season games.

FOX Sports Net is the first truly national, regional and local supplier of sports programming and reaches more than 68 million homes through 22 regional sports networks.

# Television & Radio Information



570AM KLAC in Los Angeles/Orange County begins its second season as the flagship station for the Anaheim Angels Radio Network.

KLAC will broadcast all regular season and post-season games live and in their entirety. This season the pre-game show will begin one-hour prior to the start of each game. The extended pre-game show will give Angel fans an in-depth look of the teams and players involved in that evenings game, as well as news and notes from around Major League Baseball. The post-game show will include post-game analysis, interviews from the clubhouse and a complete roundup of Major League scores and notes.

Additional KLAC sports programming includes Los Angeles Lakers basketball. 570AM KLAC is the radio home of the Lakers, a tradition that has continued for 22 years.



XPRS 1090 AM enters its third season as the home of the Anaheim Angels Spanish radio broadcasts. XPRS is a 50,000 watts day and night station making it the most powerful Spanish radio station in the US. XPRS gives each fan the opportunity to follow Angels games with a coverage area from San Diego to San Luis Obispo.

## Anaheim Angels Radio Network

### ENGLISH FLAGSHIP STATION

KLAC 570 AM  
330 N. Brand Ave. Suite 800  
Glendale, CA 91203  
(818) 548-5700

### SPANISH FLAGSHIP STATION

XPRS 1090 AM  
6290 Sunset Blvd. Suite 1700  
Hollywood, CA  
(213) 856-5151

### Affiliates

#### LOCATION

Bakersfield, CA  
El Centro, CA  
Lompoc, CA  
Ridgecrest, CA  
Ridgecrest/Lancaster/Palmdale  
Honolulu, HI  
Las Vegas, NV  
North Dakota  
Santa Maria, CA

#### CALL LETTERS

KBID  
KAMP  
KTME  
KLOA  
KEDD  
KGU  
KSHP  
KSJB  
KUHL

#### FREQUENCY

1350 AM  
1430 AM  
1410 AM  
1410 AM  
1240 AM  
103.9 FM  
760 AM  
1400 AM  
600 AM  
1440 AM

The Anaheim Angels can be heard on KIK-FM 94.3 in Orange County and KCTD 1540AM in Los Angeles when the Los Angeles Lakers preempt Angels broadcasts.



## Steve Physioc Television Play-By-Play

Steve Physioc enters his fifth season as the television play-by-play voice of Angels baseball on FOX Sports Net and KCAL9. Prior to joining the Angels telecasts, Physioc served as the play-by-play announcer for a number of teams and sports.

Physioc, 44, began his major league play-by-play announcing career in 1983, broadcasting Cincinnati Bengals football and Cincinnati Reds baseball games for WLWT-TV until 1987. He then served as the San Francisco Giants announcer for KTVU-TV from 1987-88, followed by work for ESPN (1989-95), announcing Major League Baseball, college basketball, baseball and Big Ten football. In 1995, he announced San Diego Padres games and PAC-10 football games for FOX Sports West. Additionally, Physioc served as the radio voice of Kansas State football and basketball (1979-1982), was television voice for Fresno State football and basketball (1987-94); announced college basketball and football at Stanford (1992-95) and handled play-by-play duties for the 1993 Pigskin Classic.

Physioc's previous experience also includes radio play-by-play for the NBA's Golden State Warriors (1989-90), television play-by-play for Warriors games (1990-91) and the Vancouver Grizzlies during their inaugural season (1995-96) in the NBA. In addition, Physioc served as sports anchor for KTVU-TV (1987-89) in Oakland, CA and WIBW-TV (1979-83) in Topeka, KS and was sports director at WLWT-TV from 1983-87.

During the winter, Physioc broadcasts PAC-10 football and basketball games for FOX Sports West. A graduate of Kansas State University (1977), he and his wife Stacey make their home in Rancho Santa Margarita with their daughter Ryan and son Kevin.



## Rex Hudler Television Color Analyst

Rex Hudler enters his second season as the Angels' baseball analyst on FOX Sports Net and KCAL9. A veteran of 21 years in professional baseball, Hudler, nicknamed "Wonder Dog" during his playing career, played three seasons for the Angels (1994-96) as an infielder and outfielder. In his final season with the club, Hudler recorded a .311 average and career-high 16 home runs in 92 games.

During his professional career (1978-1998), Hudler played for 18 different teams, including a 1993 stint in Japan. In 774 career major league games, Hudler registered a .261 average with 56 home runs and 169 RBI. His minor league career consisted of 1,083 games.

A native of Tempe, AZ and a 1978 graduate of Bullard High School (Bullard, CA), Hudler played baseball, basketball, soccer and football, earning first-team All-America honors as a wide receiver. He was a 1999 inductee into the Fresno Athletic Hall of Fame. His talent landed him 25 football scholarship offers and upon which he signed a letter of intent to play at Notre Dame.

Hudler, 39, began his broadcasting career as a special correspondent for Good Morning America during the 1997 playoffs, World Series and 1998 Super Bowl.

Hudler and his wife Jennifer founded Team Up for Downs Syndrome to help support the Downs Syndrome community nationwide. The couple have two children, Alyssa and Cade, and reside in Tustin Ranch.



## Mario Impemba Radio Play-By-Play

Mario Impemba returns for his sixth season as the radio voice of Angels' baseball. He also serves as an additional play by play announcer for FOX Sports Net West and KCAL-9 telecasts. Prior to joining the Angels organization, he spent four seasons (1991-94) as play-by-play voice of the triple-A Tucson Toros of Pacific Coast League. Impemba also did television play-by-play of Toros games on KGUN, and from 1989-91 was the

voice of the Quad City Angels, California's single-A affiliate in the Midwest League in Davenport, IA.

Impemba, 38, worked for the Peoria Chiefs baseball club (Chicago Cubs' single-A affiliate) from 1987-89; served as sports director for WXCL radio (Q-105 AM-FM) and was play-by-play voice (1987-88) of the Peoria Riverman of the International Hockey League.

A graduate of Michigan State University, Impemba began his career in 1982 as sports director of WLFT-AM radio in East Lansing, MI and served as the play-by-play voice of baseball, basketball and hockey of his alma mater. He and his wife Cathy make their home in Rancho Santa Margarita with their two sons, Brett and Daniel.



## Daron Sutton Radio Play-By-Play

Daron Sutton, 30, begins his first season as play-by-play announcer of the Angels. Prior to joining Anaheim's broadcasting team, he served as the host of "The New Dodge Braves Report" for FOX Sports South's telecasts of the Atlanta Braves. Sutton also handled FOX Sports South's SEC college baseball telecasts, as well as host for "SEC Today", a live, half-hour pregame show for FOX Sports South's SEC

soccer, volleyball and women's basketball telecasts.

A former college pitcher at Auburn University-Montgomery, Sutton spent one season as a relief pitcher with the California Angels single-A affiliate in Boise, ID. He began his broadcasting career in the summer of 1993 for CNN Airport Network. In December, 1994 he moved to CNN Sports as an anchor for CNN Headline News and later became an anchor for CNN International before moving to FOX Sports South in 1997.

Sutton and his wife Kristin currently reside in Atlanta, GA with their daughter Abbey.



### Ivan Lara

#### Spanish Radio Play-By-Play

Ivan Lara, 36, enters his third season with Anaheim as the play-by-play announcer for the Angels' Spanish radio on XPRS 1090-AM. Prior to joining the Angels' broadcasting team, Lara served with Cactus Broadcasting (KXEW and KOHT Radio) as the play-by-play voice of the University of Arizona Football and Basketball teams from 1994 until his current appointment. He also hosted the sports program

"Panorama Deportivo" and backed up for the Spanish broadcasting core of the NBA's Phoenix Suns.

From 1993-94, Lara served as the play-by-play voice of the Tucson Toros of the Pacific Coast League (Houston Astros triple-A affiliate) on KTZR. From 1990-92, he hosted the pre-game and post-game shows for the Toros and was also part of the play-by-play team. Additionally, Lara has worked as a news director and public service director for KXEW and KOHT Radio. Lara has also worked play-by-play in the 1993, 1994 and 1995 Copper Bowls.

The Ciudad Obregon, Sonora, Mexico native attended Pima Community College in Tucson, AZ from 1981-83 and currently resides in Rancho Santa Margarita, CA with his wife Alba and two children, Gustavo and Carlos.



### Jose Tolentino

#### Spanish Radio Color Analyst

Tolentino, 38, starts his third campaign with Ivan Lara as the Angels' Spanish broadcast team on XPRS 1090-AM. Tolentino joined Anaheim's broadcast team after announcing for ESPN during the 1997 and 1998 Caribbean World Series' of the Winter Baseball Leagues in Puerto la Cruz, Venezuela and Hermosillo, Mexico. He also served as a columnist for El Imparcial during the 1997 Series. From 1995-96, Tolentino was

involved in various broadcasts in Monterrey, Mexico covering Major and Mexican League games as well as World Championship Boxing and Mexican Soccer Games.

The Mexico City, Mexico native was a member of the 1983 Texas Longhorns National Championship team, along with future major leaguers Roger Clemens, Dennis Cook, Calvin Schiraldi and Bruce Ruffin. He was drafted by the Oakland Athletics that same year and became the first Mexican player to sign out of college.

As an infielder/outfielder, he played in the Oakland A's (1983-87), Texas Rangers (1988), Houston Astros (1988-91) and Pittsburgh Pirates (1992, 1996) organizations along with the Japanese (1993) and Mexican Leagues (1994-96).

Active in youth baseball clinics throughout the year, Tolentino and his wife, Nathalie, reside in Mission Viejo, CA. Jose has two children, Eric-Jose and Patric.

# Angels 2000 Road Hotels

## Arizona

The Ritz-Carlton  
2401 East Camelback Road  
Phoenix, AZ 85016  
(602) 468-0700  
(602) 468-0793 Fax

## Baltimore

Renaissance Harborplace  
202 E. Pratt Street  
Baltimore, MD 21202  
(410) 541-1200  
(410) 539-5780 Fax

## Boston

Westin Copley Center  
575 Memorial Drive  
Cambridge, MA 02139  
(617) 262-9600  
(617) 424-7483 Fax

## Chicago

The Westin Hotel Chicago  
909 North Michigan Avenue  
Chicago, IL 60611  
(312) 943-7200  
(312) 649-7447 Fax

## Cleveland

Cleveland Marriott Key Center  
127 Public Square  
Cleveland, OH 44114-1305  
(216) 696-9200  
(216) 696-0966 Fax

## Detroit

The Ritz-Carlton  
Fairlane Plaza  
300 Town Center Drive  
Dearborn, MI 48126  
(313) 441-2000  
(313) 441-2051 Fax

## Kansas City

The Ritz-Carlton  
401 Ward Parkway  
Kansas City, MO 64112  
(816) 756-1500  
(816) 531-1483 Fax

## Minnesota

Marriott City Center  
30 South Seventh Street  
Minneapolis, MN 55402  
(612) 349-4000  
(612) 332-7165 Fax

## New York

Grand Hyatt New York  
Park Avenue at Grand Central  
New York, NY 10017  
(212) 883-1234  
(212) 697-3772 Fax

## Oakland

Parc Fifty Five Hotel  
55 Cyril Magnin  
San Francisco, CA 94102  
(415) 392-8000  
(415) 403-6602 Fax

## San Diego

Hyatt Regency San Diego  
Market Place & Harbor Drive  
San Diego, CA 92101  
(619) 232-1234  
(619) 233-6464 Fax

## Seattle

Crowne Plaza Seattle  
1113 6th Avenue  
Seattle, WA 98101  
(206) 464-1980  
(206) 340-1617 Fax

## Tampa Bay

Renaissance Vinoy  
501 Fifth Avenue N.E.  
St. Petersburg, FL 33701  
(727) 894-1000  
(727) 822-2785 Fax

## Texas

Wyndham Arlington  
1500 Convention Center Drive  
Arlington, TX 76011  
(817) 261-8200  
(817) 548-2873 Fax

## Toronto

Toronto Hilton  
145 Richmond Street West  
Toronto, Ontario, Canada M5H 2L2  
(416) 869-3456  
(416) 869-3187 Fax

## Angels 2000 Travel Log

(approximate air miles)

TEAM	MILES	TEAM	MILES
Arizona	370	Minnesota	1536
Baltimore	2329	New York	2469
Boston	2611	Oakland	337
Chicago	1750	San Diego	101
Cleveland	2033	Seattle	954
Detroit	1979	Tampa Bay	2158
Kansas City	1363	Texas	1235
Los Angeles	36	Toronto	2176

**Note:** The Angels will travel 43,759 air miles during the 2000 season.

## The Name, Logos and Colors

On Nov. 19, 1996, the California Angels announced the official change of the team name to the Anaheim Angels in a press conference held at Anaheim Stadium. At the same time, the Angels unveiled their new official team colors and logos for the upcoming season.

The announcement represented the third team name and sixth uniform change in franchise history. The expansion franchise Los Angeles Angels were born in 1960, and played their first game in 1961.

Named "Angels" for the English translation and nickname ("The City of Angels") of the city, the club remained in Los Angeles from 1961-65, before moving to Anaheim in 1966. The organization officially became the California Angels in Sept., 1965 to coincide with a uniform change the following season, and has remained in Anaheim since the move in 1966.

This is the sixth major uniform change in franchise history. The previous Angels' uniform change came in 1993, when the club sported an "Updated Classic" look similar to the one represented by the organization from 1965-70.

The Anaheim Angels selected navy, periwinkle, medium blue, light blue, red, gold and bronze as their colors. The color system utilized for the Anaheim Angels was created with the goal of keeping true to the roots of the team while providing a fresh, new look. The navy and red that have been the team's official colors since the 1961 inaugural season were maintained. This time around, though, periwinkle blue was added as a third main color.

The new Angels logos were designed by Disney Consumer Products and approved by Major League Baseball Properties. The team lettering weds an angel's wing with a speeding ball to create a logo that immediately says "ANGELS" and give the feeling of fluidity and motion of the game of baseball.

The Angels have a primary club logo and secondary club logo. The primary logo contains crossed gold and bronze baseball bats outlined in periwinkle under a medium blue home plate outlined in navy, periwinkle and light blue. Written across the top of home plate is "ANAHEIM." Centered over home plate is the new "ANGELS" script in red outlined in white, navy and periwinkle. An angel's wing sits to the left of "ANGELS" with part of the design representing the cross of the letter "A." This "A" and wing design represent the secondary club logo.

The Angels' home uniforms include navy blue cap and bill, secondary club logo and periwinkle button. The jersey is a white double-knit button down style with navy



## The Name, Logos and Colors

pinstripes down the front and back and navy sleeves. The pants are similar in style and pinstripes to the jersey.

The Angels road uniforms include a navy blue cap and bill, secondary club logo and periwinkle button. The jersey is gray with similar style, pinstripes and sleeves as the home jersey. The pants are also similar in style and pinstripes to the home jersey.

The "ANGELS" script from the primary club logo appears on the front of both uniforms. On the back of both jerseys are large numerals in red which are outlined in white and navy as well as the player's last name in navy outlined in white above the numeral. A smaller navy numeral outlined in periwinkle appears below "ANGELS" on the left side of the front of the jerseys. An emblem appears on the left sleeve of both jerseys, consisting of the "ANAHEIM" logo over a rendition of Anaheim Stadium's famous big "A" structure (capital "A" with a halo). "ANAHEIM" is in gold and outlined in white and navy. The "A" is periwinkle outlined in white and navy with a gold halo circling the top outlined in navy. The club wears navy belts and stirrups and black shoes. Helmets are similar in color and logo to the home and road cap.

The club also has an alternate jersey, cap and practice jersey. The alternate jersey is in a navy button-down style with the secondary logo on the left side of the chest, periwinkle piping around the collar, down the front of the jersey and around the base of each sleeve. The emblem appears on the left sleeve and player's white numeral outlined in periwinkle on the right sleeve. Large red numerals, outlined in white and periwinkle, and the player's last name in white, outlined in periwinkle, appear on the back of the jersey. The alternate cap is navy blue with periwinkle bill, secondary club logo and red button. The practice jersey is in the navy button-down style with secondary club logo on the left front and player numeral on the right sleeve. The jersey has similar lettering and numerals on the back as the alternate jersey.

Official club lettering is represented by the "ANAHEIM" script above the "ANGELS" script, both found in the primary club logo.



## Community Relations

As a fixture in Southern California for 40 years, the Angels have committed themselves to becoming an integral part of the community. This dedication is embodied in the many charitable programs, fund raisers and community activities the Angels sponsor or support.

**FUND RAISERS:** The Angels have made it a priority to actively raise funds for local charities, organizations and programs. The primary recipient of money raised by the Angels is Angels Care, a fund of the Robert R. McCormick Tribune Foundation. Some of the events and projects that the Angels have spearheaded on behalf of Angels Care and other charitable organizations include the following:

**Game Used Jersey Auction:** Initiated in 1997, this annual fund raiser secures funds for Angels Care to distribute to the community. During the 2000 season, game used jerseys from the previous season will be auctioned off. Fans can submit sealed bids or bid via the internet at: [www.angelsbaseball.com](http://www.angelsbaseball.com).

**Brick Project:** Be part of history as fans can purchase an inscribed brick to be placed in the replica diamond in front of the main walkway at Edison Field. All proceeds will benefit Angels Care, which supports such programs as Reviving Baseball in the Inner cities, little league fields and park renovations and a variety of non-profit agencies in Southern California.

**Gene Autry Courage Awards:** The Gene Autry Courage Award is given annually to individuals in sports whose life and actions demonstrate special courage in the face of challenge. In 2000, the award will be presented at a formal dinner in March in Tempe, Ariz.

**Message Board:** Fans can have birthday or anniversary messages put on the Matrix board for a fee donated to Angels Care.

**Sixty-Five Roses Golf Tournament:** For the 22nd consecutive year, the Angels will team up with the Cystic Fibrosis Foundation for the Angels Care Sixty-Five Roses Golf Tournament in October. Hosted by Don Baylor and Terry Collins.

**Law Enforcement Torch Run:** Through Angels Care, the Angels are involved in the Southern California Special Olympic Summer Games in which they participate in the Law Enforcement Torch Run. Two torches are run for this event in June, one from Rosarito Beach in Mexico and one from San Luis Obispo, Calif. Both are accompanied by Special Olympic members and law enforcement officers and meet at Long Beach State for the Southern California Special Olympics Summer Games.

**Youth Mural Project:** Angels Care in cooperation with the Anaheim Arts Council and Edison International sponsor this contest, which is open to all Orange County students ages 6-12, to promote the creative arts in the classroom.



# Community Relations

**Black and White Ball:** Held on March 25, 2000, this black tie dinner recognizes individuals who have given their time, talents and resources for the benefit of children. Angels Care will be working in conjunction with the Olive Crest Home for Abused Children on this event, which will help provide financial support for the world-wide problem of child abuse.

**Rookie Ball:** As an organization, the Angels firmly believe in the benefits realized by youths who participate in the game of baseball. Because many children do not have the opportunity to participate in organized baseball due to financial difficulties, the Angels established their Rookie Ball Program. This instructional program is for children ages 6-12 and is conducted in a number of cities throughout Southern California. Last year, 2,000 kids participated in the Angels Rookie Ball program.

**Reviving Baseball in the Inner Cities:** This national Major League Baseball program is conducted with Boys and Girls Clubs, giving youngsters ages 13-18 an opportunity to participate in organized baseball. The 2000 MLB season will be the Angels second year to participate in RBI, which also utilizes an off-field education program (SMART Moves) to teach the participants important life skills tools.

**Field Renovations:** Through generous contributions from Angels players, various little league community fields will be renovated through this Angels Care program.

**Childhelp USA Golf Tournament:** Angels Care, in partnership with Childhelp USA sponsor a celebrity golf tournament each summer. Childhelp USA is the largest national, non-profit organization devoted to combating child abuse.

For more information on Angels fund raisers and Angels Care, write to:

Angels Care  
c/o Community Relations  
Edison International Field  
2000 Gene Autry Way  
Anaheim, CA 92806

**COMMUNITY PROGRAMS:** In addition to the many programs supported by Angels Care, the Angels will also sponsor a number of other programs and events throughout the baseball season, including:

**Clinics:** Held four times per season, clinics offer children ages 6-14 an opportunity to learn baseball fundamentals from Angels players, coaches and former players. One of the most exciting aspects of the day is that the clinics take place right on Edison Field.

**Pre-Game Activities:** A myriad of local charities, organizations and community groups join the Angels prior to home games, participating in pre-game recognition, first pitch, bat boy/girl, hometown heroes, between inning contests and much more.

**Wives Canned Food Drive:** Like the Angels players and management, the Angels players' wives are committed to giving back to the Southern California community. The players' wives sponsor a canned food drive each June at Edison Field to assist the Second Harvest Food Bank of Orange County.

**Make-a-Wish and Starlight Foundations:** Each year, the Angels assist in fulfilling the dreams of terminally-ill children through the Make-a-Wish and Starlight Foundations. By arranging for these young people to attend a game and meet some of their favorite players, the Angels hope to provide them with a day to remember.

**Speaker's Bureau:** Retired Angels players, as well as management staff and other team representatives, will attend and speak at venues such as schools, rotary clubs, lion clubs, corporate and professional organizations. Angels speakers not only provide a wealth of "inside" information about the Angels, but are generally entertaining for the groups to which they speak.

**Christmas Party:** Each year, the Angels and Mighty Ducks host a Christmas party at Disney ICE for over 100 children in Orange County. Children receive cake and ice cream, toys, goodie bags and autographs from players.

## Community Relations

**Hospital Visits:** Angels players will visit the Children's Hospital of Orange County (CHOC) and UCI Medical Center Pediatric Wing throughout the course of the season, providing smiles and Angels merchandise to children.

**Chamber of Commerce Luncheon:** In March, 2000, a Chamber of Commerce luncheon will be held for the Orange County community to introduce and showcase the Angels to their fans. This event will benefit local charities for homeless and underprivileged youth.

**Times in Education:** This program, developed in conjunction with the Times-Orange County, is directed toward elementary schools throughout the county. It allows children to learn reading, writing, arithmetic and geography through a newspaper program with baseball as the primary tool.

**Player and Mascot Appearances:** Angels players and mascots will visit local hospitals, schools, charitable functions and sponsor-related events.

**"Drug Use is Life Abuse":** The Angels support the Orange County Sheriff's Department in their ongoing efforts to educate school children on the dangers of drug abuse.

**Educational Initiatives:** The Angels are committed to helping educate the leaders of tomorrow through a variety of educational programs including; a youth mural contest, math trivia contest and taking part in MLB's "Breaking Barriers" program. The Angels are also active in providing speakers at school career days.

**Diamond Skills:** The Diamond Skills competition is MLB's official skills competition which provides boys and girls across the country the opportunity to test their baseball skills. There are four levels of competition: Local competition, sectional competition, team championship and national finals. The team championship will be held at Edison International Field of Anaheim in June, 2000.

For more information regarding Angels community events, write to:

Matt Bennett  
Community Relations  
Anaheim Angels  
Edison International Field  
2000 Gene Autry Way  
Anaheim, CA 92806





Manager  
& Coaches

# Mike Scioscia

# 14



**Bats:** Left    **Throws:** Right    **Ht.:** 6-2    **Wt.:** 220  
**Opening Day Age:** 41    **Born:** Nov. 27, 1958  
**Birthplace:** Upper Darby, PA  
**Resides:** Westlake Village, CA  
**Married:** Anne McIlqueham, Jan. 26, 1985  
**Children:** Matthew, Taylor  
**Appointed:** Nov. 18, 1999  
**Signed Thru:** 2002

## Manager

### Career Highlights:

- Begins first season as Angels' and major league manager.
- Became 16th field manager in club history, replacing Terry Collins, who resigned Sept. 3.
- Served as manager of Albuquerque Dukes (Los Angeles' triple-A affiliate) of Pacific Coast League in 1999...Guided Dukes to 65-74 record and third place finish in league's Central Division, before resigning Sept. 20, following conclusion of season.
- Served as Dodgers' bench coach in 1997-98 and as organization's minor league catching coordinator in 1995-96...In 1997, coached third base from May 16-June 3 when Joe Amalfitano missed 18 games due to personal reasons...Coached first base from July 14 through remainder of season after Reggie Smith underwent neck surgery.
- Managed Peoria Javelinas to Arizona Fall League Championship in 1997...Team set AFL record in batting average (.317) and led league in ERA (4.15).

### Playing Career:

- Selected by Los Angeles in first round (19th overall pick) of June, 1976 free agent draft.
- Played 15 seasons in major leagues as catcher with Los Angeles (1980-92), San Diego (1993) and Texas (1994).
- Finished with .259 (1131/4373) career average with 68 home runs and 446 RBI in 1,441 games...Played all 1,441 games with Dodgers after missing final two seasons of career due to right shoulder injury.
- Retired as player with Texas, Aug. 2, 1994, following comeback attempt from surgery, May 18, 1993, to repair torn rotator cuff of right shoulder...Injury occurred during spring training in March 1993 with San Diego.
- Is Dodgers' all-time leader in games caught with 1,395...Set record, June 8, 1991 at Chicago, appearing in 1,219th game, passing John Roseboro...Caught 100-or-more games 10 times in career, including nine consecutive seasons (1984-92).
- Also ranks among Dodgers' all-time leaders in walks (567), doubles (198), games, hits and total bases.
- Finished career with .54 strikeouts to walks ratio (307/567)...Posted .988 fielding percentage (114 E / 9,186 TC) and ranks 13th in putouts (8,335) and 14th in total chances on all-time catchers' list...Led N.L. catchers in total chances three times (1987, 1989 & 1990) and assists twice (1989 & 1992).
- Named to N.L. All-Star team in 1989 and 1990...Started 1990 Mid-Summer Classic at Wrigley Field (replacing injured San Diego Padre Benito Santiago)...Became first Dodger catcher to start an All-Star Game since Roy Campanella in 1954...Named to first All-Star team in 1989 at Anaheim as reserve.
- Caught two no-hitters in career, thrown by Fernando Valenzuela (June 29, 1990 vs. St. Louis) and Kevin Gross (Aug. 17, 1992 vs. San Francisco).
- Appeared in one Division Series (1981) and four League Championship Series (1981, 1983, 1985 & 1988), and was member of Los Angeles Dodgers' 1981 and 1988 World Championship teams.
- Hit home run in Game 1 of 1981 LCS against Montreal and two-run game-tying home run off Dwight Gooden in ninth inning of Game 4 of 1988 LCS against New York.

### Personal/Misc:

- Michael Lorri Scioscia.
- Presented Humanities Award by Shriner's Crippled Children's Hospital in Los Angeles in 1992 for his civic contributions.
- Played baseball, basketball and football at Springfield (PA) High School.
- Named Delaware County baseball player of year in 1975 and 1976 and two-time all-area selection in baseball and football.
- Invited by International Baseball Federation to conduct clinic in Italy during 1998 off-season.

### Scioscia's Managerial Record

Year	Club	League	Won	Lost	Pct.	Position
1999	Albuquerque	Pacific Coast	65	74	.468	Third (Central Div.)

## Scioscia's Lifetime Playing Record

Year	Club	AVG	G	AB	R	H	2B	3B	HR	RBI	BB	SO	SB
1976	Bellingham	.278	46	151	25	42	6	0	7	26	36	22	2
1977	Clinton	.253	121	364	58	92	20	1	7	44	79	25	9
1978	San Antonio	.299	58	204	29	61	16	0	2	34	31	20	3
1979	Albuquerque	.336	143	461	80	155	34	0	3	68	73	33	5
1980	Albuquerque	.331	52	160	33	53	11	1	3	33	36	13	3
	Los Angeles	.254	54	134	8	34	5	1	1	8	12	9	1
1981	Los Angeles	.276	93	290	27	80	10	0	2	29	36	18	0
1982	Los Angeles	.219	129	365	31	80	11	1	5	38	44	31	2
1983	Los Angeles	.314	12	35	3	11	3	0	1	7	5	2	0
1984	Los Angeles	.273	114	341	29	93	18	0	5	38	52	26	2
1985	Los Angeles	.296	141	429	47	127	26	3	7	53	77	21	3
1986	Los Angeles	.251	122	374	36	94	18	1	5	26	62	23	3
1987	Los Angeles	.265	142	461	44	122	26	1	6	38	55	23	7
1988	Los Angeles	.257	130	408	29	105	18	0	3	35	38	31	0
1989	Los Angeles	.250	133	408	40	102	16	0	10	44	52	29	0
1990	Los Angeles	.264	135	435	46	115	25	0	12	66	55	31	4
1991	Los Angeles	.264	119	345	39	91	16	2	8	40	47	32	4
1992	Los Angeles	.221	117	348	19	77	6	3	3	24	32	31	3
1993	San Diego												
1994	Texas												
						Injured - Did Not Play							
						Injured - Did Not Play							
<b>Major Totals</b>		<b>.259</b>	<b>1141</b>	<b>4373</b>	<b>398</b>	<b>1131</b>	<b>198</b>	<b>12</b>	<b>68</b>	<b>446</b>	<b>567</b>	<b>307</b>	<b>29</b>

## Division Series Record

Year	Club, Opp.	AVG	G	AB	R	H	2B	3B	HR	RBI	BB	SO	SB
1981	L.A., Hou.	.154	4	13	0	2	0	0	0	1	1	2	0

## League Championship Series Record

Year	Club, Opp.	AVG	G	AB	R	H	2B	3B	HR	RBI	BB	SO	SB
1981	L.A., Mon.	.133	5	15	1	2	0	0	1	1	2	1	0
1983	L.A., Phi.												
						Did Not Play							
1985	L.A., St.L.	.250	6	16	2	4	0	0	0	1	4	0	0
1988	L.A., N.Y.	.364	7	22	3	8	1	0	1	2	1	2	0
<b>Totals</b>		<b>.264</b>	<b>18</b>	<b>53</b>	<b>6</b>	<b>14</b>	<b>1</b>	<b>0</b>	<b>2</b>	<b>4</b>	<b>7</b>	<b>3</b>	<b>0</b>

## World Series Record

Year	Club, Opp.	AVG	G	AB	R	H	2B	3B	HR	RBI	BB	SO	SB
1981	L.A., N.Y.	.250	3	4	1	1	0	0	0	0	1	0	0
1988	L.A., Oak.	.214	4	14	0	3	0	0	0	1	0	2	0
<b>Totals</b>		<b>.222</b>	<b>7</b>	<b>18</b>	<b>1</b>	<b>4</b>	<b>0</b>	<b>0</b>	<b>0</b>	<b>1</b>	<b>1</b>	<b>2</b>	<b>0</b>

## All-Star Game Record

Year	Club, Site	AVG	G	AB	R	H	2B	3B	HR	RBI	BB	SO	SB
1989	L.A., Cal.	.000	1	0	0	0	0	0	0	0	0	0	0
1990	L.A., Chi (NL)	.000	1	2	0	0	0	0	0	0	0	0	1
<b>Totals</b>		<b>.000</b>	<b>2</b>	<b>3</b>	<b>0</b>	<b>0</b>	<b>0</b>	<b>0</b>	<b>0</b>	<b>0</b>	<b>0</b>	<b>1</b>	<b>0</b>

## Angels Managerial Records

Years	Manager	W	L	PCT	Years	Manager	W	L	PCT
1961-69	Rigney, Bill	625	707	.469	1988	Stubing, Moose★	0	8	.000
1969-71	Phillips, Lefty	222	225	.497	1989-91	Rader, Doug	232	216	.518
1972	Rice, Del	75	80	.484	1991-94	Rodgers, Buck	140	171	.450
1973-74	Winkles, Bob	109	127	.462	1992	Wathan, John★	36	49	.419
1974	Herzog, Whitey★	2	2	.500	1992	Lachemann, Marcel★	3	1	.750
1974-76	Williams, Dick	147	194	.431	1994	Knoop, Bobby★	1	1	.500
1976-77	Sherry, Norm	76	71	.517	1994-96	Lachemann, Marcel	160	170	.485
1977-78	Garcia, Dave	60	66	.476	1996	McNamara, John★	10	18	.357
1978-81	Fregosi, Jim	237	249	.488	1996	Maddon, Joe★	8	14	.364
1981-82	Mauch, Gene	122	103	.542	1997-99	Terry Collins	214	235	.477
1983-84	McNamara, John	151	173	.466	1998	Maddon, Joe★	6	2	.750
1985-87	Mauch, Gene	257	229	.529	1999	Maddon, Joe★	19	10	.655
1988	Rojas, Cookie	75	79	.487					

★ - Interim Manager

# Bud Black

# 24



**Bats:** Left    **Throws:** Left    **Ht.:** 6-2    **Wt.:** 190  
**Opening Day Age:** 42    **Born:** June 30, 1957  
**Birthplace:** San Mateo, CA  
**Resides:** Rancho Santa Fe, CA  
**Married:** Nanette Steffen, Feb. 9, 1985  
**Children:** Jamie, Jessie  
**Appointed:** Nov. 23, 1999

## Pitching Coach

### Career Highlights:

- Begins first season as Angels' pitching coach.
- Spent 1999 season as special assistant to general manager of Cleveland Indians, a position he also held in 1996-97.
- In 1998, served as pitching coach for Indians' triple-A affiliate Buffalo.
- Pitched 17 years professionally, including 15 seasons (1981-95) in major leagues.
- Posted 121-116 record with 32 complete games, 12 shutouts, 11 saves and 3.84 ERA (2053.1 IP - 876 ER) in 398 major league games.
- Appeared in major leagues with Seattle (1981), Kansas City (1982-88), Cleveland (1988-90, 95), Toronto (1990) and San Francisco (1991-94).
- Played in two American League Championship Series with Kansas City (1984-85) and was member of Royals' 1985 World Championship team.
- Originally signed by Seattle Mariners in 17th round of June, 1979 free agent draft.
- Spent two seasons at San Diego State (1978-79)...earned bachelor's degree in finance in 1979...College teammate of current San Diego Padre Tony Gwynn.
- Played baseball at Lower Columbia (WA) Junior College in 1976-77.
- Graduated from Mark Morris High School in Longview, WA, in 1975.
- Son of Harry Black Sr., who played center for Los Angeles Monarchs of Pacific Coast Hockey League (1945-48) and led team in scoring in 1946.
- Harry Ralston Black.

### Black's Lifetime Pitching Record

Years	W-L	ERA	G	GS	CG	SHO	SV	IP	H	R	ER	BB	SO
15	121-116	3.84	398	296	32	12	11	2053.1	1978	982	876	623	1039

### League Championship Series Record

Years	W-L	ERA	G	GS	CG	SHO	SV	IP	H	R	ER	BB	SO
2	0-1	3.45	4	2	0	0	0	15.2	18	7	6	5	11

### World Series Record

Years	W-L	ERA	G	GS	CG	SHO	SV	IP	H	R	ER	BB	SO
1	0-1	5.06	2	1	0	0	0	5.1	4	3	3	5	4



SM

# Alfredo Griffin

# 4



**Bats:** Switch **Throws:** Right **Ht.:** 5-11 **Wt.:** 180

**Opening Day Age:** 43 **Born:** March 6, 1957

**Birthplace:** Santo Domingo, DR

**Resides:** San Pedro de Macoris, DR

**Married:** Noris Gernet, Feb. 26, 1981

**Children:** Rosemary, Aneris

**Appointed:** Nov. 23, 1999

## First Base Coach

### Career Highlights:

- Enters first season in Angels' organization, serving as first base coach.
- Began major league coaching career with Toronto, serving as Blue Jays' first base coach in 1996-97.
- In 1995, was roving minor league instructor for Toronto.
- Played 20 years professionally, including 18 in major leagues (1976-93), after signing with Cleveland Indians as 16-year-old free agent, Aug. 22, 1973.
- Appeared for Cleveland (1976-78), Toronto (1979-84, 92-93), Oakland (1985-87) and Los Angeles (1988-91).
- Appeared in two League Championship Series (1988, 92) and three World Series (1988, 92-93)...Played for three World Series Championship teams (Los Angeles in 1988 and Toronto in 1992-93).
- Received A.L. Gold Glove at shortstop in 1985.
- Selected as A.L. replacement player for 1984 All-Star Game in San Francisco, appearing defensively (one assist).
- Had major league-leading consecutive game streak snapped at 392 vs. Cleveland (second game), May 27, 1984.
- In 1980, tied Willie Wilson for league lead in triples (15) and set A.L. record for most triples by switch-hitter.
- Named Rookie of Year (along with Minnesota's John Castino) by BBWAA in 1979...Established new Toronto highs in hits (179), runs (81), triples (10) and stolen bases (21)...Average (.287) led all regular A.L. shortstops.
- Made major league debut with Indians, Sept. 7, 1976, collecting first hit on first pitch.
- Attended San Esteban School in Santo Domingo, DR.
- Alfredo Claudino Griffin.

### Griffin's Lifetime Playing Record

Years	AVG	G	AB	R	H	2B	3B	HR	RBI	BB	SO	SB
18	.249	1962	6780	759	1688	245	78	24	527	338	664	192

### League Championship Series Record

Years	AVG	G	AB	R	H	2B	3B	HR	RBI	BB	SO	SB
2	.148	9	27	1	4	1	0	0	3	0	5	0

### World Series Record

Years	AVG	G	AB	R	H	2B	3B	HR	RBI	BB	SO	SB
3	.188	10	16	2	3	0	0	0	0	2	4	0

### All-Star Game Record

Years	AVG	G	AB	R	H	2B	3B	HR	RBI	BB	SO	SB
1	—	1	0	0	0	0	0	0	0	0	0	0



# Mickey Hatcher

# 2



**Bats:** Right **Throws:** Right **Ht.:** 6-2 **Wt.:** 202

**Opening Day Age:** 45 **Born:** March 15, 1955

**Birthplace:** Cleveland, OH

**Resides:** Mesa, AZ

**Children:** Brynn, Amy

**Appointed:** Nov. 23, 1999

## Hitting Coach

### Career Highlights:

- Enters first season as Angels' hitting coach.
- Served as hitting instructor under Mike Scioscia for Los Angeles' triple-A affiliate Albuquerque Dukes in 1999.
- Following dismissal of Dodgers' manager Bill Russell, joined interim manager Glenn Hoffman's staff as first base coach/hitting instructor, June 24, 1998 through remainder of season...Began season as manager of Los Angeles' single-A San Bernardino.
- Spent two previous seasons (1996-97) as manager of Dodgers' rookie-level Great Falls after serving as coach there in 1995...Led Great Falls to Pioneer League finals in 1997.
- Worked as first base coach for Texas Rangers under Kevin Kennedy in 1993-94.
- Began coaching career at Albuquerque, first as player-coach (under Kennedy) in 1991 before becoming third base coach in 1992.
- Played 15 years professionally, including 12 in major leagues.
- Appeared with Dodgers six years (1979-80, 87-90) and Minnesota six years (1981-86).
- Compiled .280 career batting average as first baseman, third baseman and outfielder...Also made one appearance as pitcher vs. St. Louis, May 4, 1989.
- Starred for Dodgers in five-game win over Oakland in 1988 World Series, batting .368 (7/19) with two home runs and five RBI...Hit game-winning homer in final game.
- Struck out just 246 times in 3,377 career at-bats (once every 13.7 at-bats).
- Led A.L. by striking out once every 19.2 at-bats in 1985 and every 19.7 at-bats in 1983.
- Tied Twins' club record with nine straight hits, April 27-28, 1985.
- Named A.L. Player of Week, Aug. 13-19, 1984...Named Most Improved Twin in 1983, batting career-best .317.
- Made major league debut with Dodgers, Aug. 3, 1979.
- Earned minor league all-star honors each of first three pro seasons (1977-79)...Won Pacific Coast League batting title in 1979 with .371 average.
- Played baseball and football at University of Oklahoma during 1976-77 season...Earned second team All-American honors in baseball...Participated in 1977 Fiesta Bowl as wide receiver and punter.
- Attended Mesa (AZ) Community College from 1974-76, earning junior college All-American honors in baseball and football.
- Graduated from Mesa (AZ) High School in 1974.
- Brother, Hal, was catcher in Kansas City's farm system from 1980-85.
- Michael Vaughn Hatcher.

### Hatcher's Lifetime Playing Record

Years	AVG	G	AB	R	H	2B	3B	HR	RBI	BB	SO	SB
12	.280	1130	3377	348	946	172	20	38	375	164	246	11

### Lifetime Pitching Record

Years	W-L	ERA	G	GS	CG	SHO	SV	IP	H	R	ER	BB	SO
1	0-0	9.00	0	0	0	0	0	1.0	0	1	1	3	0

### League Championship Series Record

Years	AVG	G	AB	R	H	2B	3B	HR	RBI	BB	SO	SB
1	.238	6	21	4	5	2	0	0	3	3	0	0

### World Series Record

Years	AVG	G	AB	R	H	2B	3B	HR	RBI	BB	SO	SB
1	.368	5	19	5	7	1	0	2	5	1	3	0

### Hatcher's Managerial Record

Year	Club	League	Won	Lost	Pct.	Pos.
1996	Great Falls	Pioneer	33	39	.458	Fourth
1997	Great Falls	Pioneer	40	32	.556	First
1998	San Bernardino	California	29	48	.377	—
<b>Minor League Totals</b>			<b>102</b>	<b>119</b>	<b>.462</b>	

# Joe Maddon

# 70



**Bats:** Right    **Throws:** Right    **Ht.:** 5-11    **Wt.:** 190  
**Opening Day Age:** 46    **Born:** Feb. 8, 1954  
**Birthplace:** Hazelton, PA  
**Resides:** Mesa, AZ  
**Married:** Bette Stanton, March 13, 1981  
**Children:** Sarah, Joey  
**Appointed:** May 17, 1994

## B e n c h   C o a c h

### Career Highlights:

- Begins seventh season on Angels' major league staff and 26th campaign with organization.
- Served as interim manager with Anaheim in 1999, replacing Terry Collins who resigned Sept. 3, posting 19-10 record...Has had three stints as Angels' interim manager, owning overall managerial mark of 33-26.
- Also served as interim manager with Anaheim in 1998, replacing Collins who was suspended eight games in conjunction with bench-clearing incidents in Kansas City, June 2...Managerial duties for Angels during Collins' suspension were handled by committee...Maddon served as interim manager in relation to win/loss records, posting 6-2 mark.
- In 1996, served as bench coach, first base coach and interim to the interim manager.
- Posted 8-14 record as interim manager, replacing John McNamara, who was sidelined due to deep vein thrombosis (blood clot) of right calf.
- Became seventh interim manager in club history and second interim to interim manager (Lachemann was interim to John Wathan, who was interim to Buck Rodgers) in club history.
- Appointed California's bullpen coach, May 17, 1994, and moved to first base coaching position in 1995.
- Began 1994 campaign as Angels' Director of Player Development and was in third season as club's Minor League Field Coordinator prior to promotion.
- Served as organization's roving hitting instructor from 1987-93, and California's coordinator of Arizona Instructional League from 1984-1993.
- Spent two seasons (1985-86) as manager with double-A Midland.
- Skipped single-A Peoria in 1984.
- Managed two seasons with single-A Salem from 1982-83...Guided Angels to Northwest League championship in 1982...Selected "Manager of the Year."
- Began managerial career with single-A Idaho Falls in 1981.
- Signed by Angels as free agent catcher in 1975...Played for single-A affiliates in Quad City (1976), Salinas (1977-78) and Santa Clara (1979) before switching career to scouting and managing.
- Attended Lafayette University in Easton, PA (1972-76)...Majored in economics...Played three years on varsity football and baseball teams.
- Member of Boulder, Colorado collegiate team which won 1975 National Baseball Congress championship in Wichita, KS.
- Graduated from Hazelton High (PA) in 1972...Lettered three years in football and baseball.
- Joseph John Maddon.

### Maddon's Managerial Record

Year	Club	League	Won	Lost	Pct.	Pos.
1981	Idaho Falls	Pioneer	27	43	.386	Third
1982	Salem	Northwest	34	36	.486	First
1983	Salem	Northwest	31	39	.443	Fourth
1984	Peoria	Midwest	66	73	.475	Second
1985	Midland	Texas	59	77	.434	Eighth
1986	Midland	Texas	62	71	.466	Sixth
1996	California	American	8	14	.364	Interim
1998	Anaheim	American	6	2	.750	Interim
1999	Anaheim	American	19	10	.655	Interim
<b>Major League Totals</b>			<b>33</b>	<b>26</b>	<b>.559</b>	

# Bobby Ramos

# B

**Bats:** Right **Throws:** Right **Ht.:** 5-11 **Wt.:** 190  
**Opening Day Age:** 44 **Born:** Nov. 5, 1955  
**Birthplace:** Havana, Cuba  
**Resides:** Miami, FL  
**Married:** Maria Busto, Oct. 7, 1977  
**Children:** Elayne, Jason, Emily  
**Appointed:** Dec. 6, 1999



## Bullpen Coach

### Career Highlights:

- Begins first season as Angels' bullpen coach.
- Spent last three seasons (1997-99) as minor league manager for Tampa Bay Devil Rays...Guided rookie-level Princeton in 1999 and Gulf Coast League Devil Rays in 1997-98...Led 1998 Devil Rays to Gulf Coast League Northern Division championship.
- Joined Tampa Bay as bullpen coach, Sept. 1, 1998, when Orlando Gomez assumed third base coaching duties after Greg Riddoch was lost for season with torn Achilles tendon.
- Spent three seasons managing Astros' Gulf Coast League team (1994-96), compiling 104-72 record...Guided 1994 Astros to first GCL title in franchise history.
- Began managerial career at Houston's single-A Asheville affiliate in 1993.
- In six seasons, compiled a 216-229 managerial record.
- Served as coach and roving minor league instructor in Astros' farm system (1989-92).
- Played parts of five seasons in major leagues with Expos (1978, 80-81, 83-84), primarily as backup to catcher Gary Carter...Made major league debut, Sept. 26, 1978.
- Also played in New York Yankees (1982), California Angels (1979, 85), Kansas City Royals (1986-87) and San Francisco Giants (1988) farm systems before concluding playing career in 1988.
- Originally selected by Expos in seventh round of June, 1974 free agent draft.
- Graduated from Jackson High School in Miami, FL, in 1974.
- Born in Cuba, he emigrated to Miami at age 13.
- Roberto Ramos.

### Ramos' Lifetime Playing Record

Years	AVG	G	AB	R	H	2B	3B	HR	RBI	BB	SO	SB
5	.190	103	232	20	44	7	1	4	17	22	38	0

### Ramos' Managerial Record

Year	Club	League	Won	Lost	Pct.	Pos.
1993	Asheville	South Atlantic	26	43	.367	Sixth
1994	GCL Astros	Gulf Coast	41	18	.695	First
1995	GCL Astros	Gulf Coast	32	46	.471	Second
1996	GCL Astros	Gulf Coast	31	28	.525	Second
1997	GCL Devil Rays	Gulf Coast	25	35	.417	Third
1998	GCL Devil Rays	Gulf Coast	36	24	.600	First
1999	Princeton	Appalachian	19	10	.655	Fourth
<b>Minor League Totals</b>			<b>210</b>	<b>204</b>	<b>.507</b>	



SM

# Ron Roenicke

# 12



**Bats:** Switch **Throws:** Left **Ht.:** 6-0 **Wt.:** 180  
**Opening Day Age:** 43 **Born:** Aug. 19, 1956  
**Birthplace:** Covina, CA  
**Resides:** Chino Hills, CA  
**Married:** Karen Kranzer, Nov. 16, 1985  
**Children:** Lance  
**Appointed:** Nov. 23, 1999

## Third Base Coach

### Career Highlights:

- Begins first season as Angels' third base coach.
- Served as manager of Fresno Grizzlies (San Francisco's triple-A affiliate) of Pacific Coast League this past season...Led Grizzlies to 73-69 record and second place finish in Southern Division, one-half game behind eventual-league champion Salt Lake City.
- Spent seven previous seasons in Los Angeles Dodgers' organization.
- Managed double-A San Antonio (1997-98) and Albuquerque (1998), getting promoted to triple-A, June 26, 1998, after Glenn Hoffman was named Dodgers' manager...Named Manager of Year in 1997 after Missions won Texas League Championship (84-55 record).
- Served as hitting instructor for triple-A Albuquerque in 1996.
- Also managed single-A San Bernardino (1995) and rookie-level Great Falls (1994)...Guided San Bernardino to league title (84-54 record) and named California League Manager of Year...Led Great Falls to 34-38 record and third place finish.
- Spent two seasons (1992-93) as part of Dodger's major league coaching staff, positioning outfielders as club's "Eye in the Sky."
- Played for six clubs in his 12-year professional career, appearing as outfielder and first baseman.
- Appeared eight seasons in major leagues with Los Angeles (1981-83), Seattle (1983), San Diego (1984), San Francisco (1985), Philadelphia (1986-87) and Cincinnati (1988).
- Was member of San Diego's 1984 National League Championship team...Appeared in two games as outfielder and pinch-runner in World Series vs. Detroit.
- Batted .238 (256/1076) with 17 home runs and 113 RBI in 527 major league games.
- Originally selected by Los Angeles in first round of secondary phase of June, 1977 free agent draft.
- Attended Mt. San Antonio College in Walnut, CA (1975-76) and UCLA (1977).
- Brother Gary was outfielder with Montreal Expos, Baltimore Orioles, New York Yankees and Atlanta Braves (1976-88) and currently scouts for San Diego Padres.
- Ronald Jon Roenicke.

### Roenicke's Lifetime Playing Record

Years	AVG	G	AB	R	H	2B	3B	HR	RBI	BB	SO	SB
8	.238	527	1076	141	256	51	3	17	113	190	195	24

### League Championship Series Record

Years	AVG	G	AB	R	H	2B	3B	HR	RBI	BB	SO	SB
1												

Did Not Play

### World Series Record

Years	AVG	G	AB	R	H	2B	3B	HR	RBI	BB	SO	SB
1	.000	2	0	0	0	0	0	0	0	0	0	0

### Roenicke's Managerial Record

Year	Club	League	Won	Lost	Pct.	Pos.
1994	—Great Falls	Pioneer	34	38	.472	Third
1995	—San Bernardino	California	84	54	.609	First
1997	—San Antonio	Texas	84	55	.604	First
1998	—San Antonio	Texas	38	30	.559	—
	Albuquerque	Pacific Coast	33	37	.471	—
1999	—Fresno	Pacific Coast	73	69	.514	Second
<b>Minor League Totals</b>			<b>346</b>	<b>283</b>	<b>.550</b>	

# Orlando Mercado

# 88



**Bats:** Right **Throws:** Right **Ht.:** 6-0 **Wt.:** 195  
**Opening Day Age:** 38 **Born:** Nov. 7, 1961  
**Birthplace:** Arecibo, PR  
**Resides:** Arecibo, PR  
**Married:** Maribel Zapata, June 16, 1982  
**Children:** Sheika, Orlando, Nicole  
**Appointed:** Dec. 21, 1999

## Bullpen Catcher

### Career Highlights:


- Begins seventh season in Angels' organization and first as bullpen catcher.
- Spent previous five seasons as Angels' minor league coach, including two seasons with rookie-level Butte (1998-99), one at double-A Midland (1997) and two with rookie-level Mesa (1995-96)...Served as player-coach at triple-A Vancouver in 1994.
- As catcher, played professionally for 17 seasons with 12 different organizations, originally signing with Seattle as free agent, Jan. 6, 1978.
- Appeared in major leagues with eight different franchises: Seattle (1982-84), Texas (1986), Detroit (1987), Los Angeles (1987), Oakland (1988), Minnesota (1989), New York Mets (1990) and Montreal (1990)...Spent final four seasons of playing career in minor leagues with Mets (1991-92), Chicago Cubs (1993), Cleveland Indians (1993) and Angels (1994).
- Made major league debut as 20-year-old for Mariners, Sept. 13, 1982...Collected first hit (grand slam off Steve Comer of Texas) in first major league start, Sept. 19...Also teamed with Edwin Nunez (age 19) that same night to form youngest battery in Mariners' history.
- Attended Dr. Trina Padilla de Sanz H.S. in Arecibo, PR...Led youth Mickey Mantle team to world championship.
- Orlando Mercado Rodriguez.

### Mercado's Lifetime Playing Record

Years	AVG	G	AB	R	H	2B	3B	HR	RBI	BB	SO	SB
8	.199	253	562	40	112	17	4	7	45	42	82	4



SM



# The Players



# Juan Alvarez

# 18



**Bats:** Left    **Throws:** Left    **Ht.:** 6-0    **Wt.:** 175

**Opening Day Age:** 26    **Born:** Aug. 9, 1973

**Birthplace:** Coral Gables, FL

**Resides:** Miami, FL

**Acquired:** Signed as free agent, Aug. 15, 1995

**Signed Thru:** 2000

**Major League Service:** 33 days.

## Left-handed Pitcher

### 1999 Season:

- Began fifth professional season at double-A **Erie**, posting 1-2 record with 2.05 ERA (30.1 IP - 7 ER) and four saves in 23 relief outings...Struck out 22 batters while allowing 20 hits and six walks.
- Captured lone win at Norwich (3-2 in 10 innings), June 6, pitching final 1.2 innings with one strikeout.
- Longest outing was four innings with season-best three strikeouts, April 15 vs. Reading.
- Posted 1.27 ERA (21.1 IP - 3 ER) at home and 3.86 ERA (9.1 IP - 4 ER) on road.
- Opponents hit .182 (20/110) against him, including .146 (7/48) with runners on base and .217 (5/23) with runners in scoring position.
- Left-handers hit .075 (3/40) against him while right-handers hit .243 (17/70).
- Promoted to triple-A **Edmonton**, June 28...Made 27 relief appearances, compiling 0-3 record with 3.49 ERA (28.1 IP - 11 ER)...Allowed 30 hits and eight walks while striking out 25.
- Recorded 1.50 ERA (12 IP - 2 ER) at home and 4.96 ERA (16.1 IP - 9 ER) on road.
- Opponents hit .268 (30/112) against him, including .194 (7/36) by left-handers and .303 (23/76) by right-handers.
- Average against was .210 (13/62) with runners on base, .212 (7/33) with runners in scoring position and .125 (2/16) with RISP and two outs.
- Had contract selected by **Anaheim**, Sept. 1...Posted 0-1 mark with 3.00 ERA (3 IP - 1 ER) in eight relief appearances...Allowed one hit and four walks with four strikeouts.
- Made major league debut, Sept. 1 at Cleveland, striking out lone batter faced (Jim Thome).
- Longest outing was 0.2 innings (twice).
- Recorded loss vs. New York Yankees, Sept. 4, allowing one run and one walk in 0.1 innings...Marked first decision of major league career.
- Opponents hit .111 (1/9) against him.
- Inherited eight runners, allowing one to score.
- Angels were 4-4 in games he pitched.
- Posted 1.000 fielding percentage, collecting two assists.

### Minor League Career:

- In 1998, split time between double-A **Midland** and triple-A **Vancouver**.
- Began season at Midland, posting 3-4 record and 4.30 ERA (46 IP - 22 ER) with club-high 12 saves in 40 relief appearances.
- Promoted to Vancouver, July 19, recording 1-1 mark and 5.02 ERA (14.1 IP - 8 ER) in 18 relief appearances.
- In 1997, began third professional season at single-A **Lake Elsinore**, posting 4-2 record with 1.40 ERA (51.1 IP - 8 ER) and three saves in 27 appearances.
- Promoted to **Midland**, June 11, going 4-1 with 8.27 ERA (37 IP - 34 ER) in 24 games.
- In 1996, spent second professional season at single-A **Cedar Rapids**, compiling 1-2 record and 3.40 ERA (53 IP - 20 ER) with three saves in 40 relief stints.
- In 1995, began professional career at **Boise**, pitching in nine games and recording 0.77 ERA (11.2 IP - 1 ER).

### Personal/Misc.:

- Juan M. Alvarez.
- Graduated from Coral Gables High School, FL in 1991.
- Played at St. Thomas University in Miami, FL, posting 20-9 record and 3.48 ERA (227.2 IP - 88 ER) in his four-year career (1992-95).
- Signed by Angels' scout Mike Cadahis.

### Alvarez' Lifetime Pitching Record

Year	Club	W-L	ERA	G	GS	CG	SHO	SV	IP	H	R	ER	BB	SO
1995	Boise	0-0	0.77	9	0	0	0	0	11.2	12	1	1	2	11
1996	Cedar Rapids	1-2	3.40	40	0	0	0	3	53	50	25	20	30	53
1997	Lake Elsinore	4-2	1.40	27	0	0	0	3	51.1	33	9	8	13	46
	Midland	4-1	3.27	24	0	0	0	0	37	63	42	34	22	27
1998	Midland	3-4	4.30	40	0	0	0	12	46	40	26	22	21	41
	Vancouver	1-1	5.02	18	0	0	0	0	14.1	14	9	8	8	12
1999	Erie	1-2	2.05	23	0	0	0	4	30.2	20	14	7	6	22
	Edmonton	0-3	3.49	27	0	0	0	0	28.1	30	13	11	8	25
	Anaheim	0-1	3.00	8	0	0	0	0	3	1	1	1	4	4

HRS Allowed: 1999-0 Total - 0.

## 1999 & Career

	W-L	ERA	IP	ER	SO	SV		W-L	ERA	IP	ER	SO	SV
Baltimore	0-0	0.00	0	0	0	0	Home	0-1	4.50	2	1	2	0
Chicago	0-0	0.00	.2	0	1	0	Away	0-0	0.00	1	0	2	0
Cleveland	0-0	0.00	.1	0	1	0	Post-ASG	0-1	3.00	3	1	4	0
Minnesota	0-0	0.00	.2	0	1	0	In Sept./Oct.	0-1	3.00	3	1	4	0
New York	0-1	6.75	1.1	1	1	0							
Seattle	0-0	0.00	0	0	0	0							

SO High — 1, four times; last time, Sept. 25 at Sea.

## Career Fielding

POS	PCT	G	PO	A	E	TC	DP
P	1.000	8	0	2	0	2	0

## Alvarez' Bests

Season	Game
ERA 3.00 — 1999	IP 1.1 — vs. N.Y., 9-3-99
IP 3 — 1999	SO 1 — last time: at Sea., 9-25-99
SO 4 — 1999	

# Garret Anderson 16

**Bats:** Left **Throws:** Left **Ht.:** 6-3 **Wt.:** 220  
**Opening Day Ago:** 27 **Born:** June 30, 1972  
**Birthplace:** Los Angeles, CA  
**Resides:** Sand Canyon, CA  
**Married:** Teresa Arciniega, Feb. 20, 1993  
**Children:** Brianne, Bailey  
**Acquired:** Selected in 4th round June, 1990 free agent draft  
**Signed Thru:** 2000  
**Major League Service:** 5 yrs., 49 days.



## O u t f i e l d e r

### 1999 Season:

- Began 10th professional season and fifth on Angels' Opening Day roster.
- Recipient of The Gene Autry Trophy (formerly Owner's Trophy), as team MVP as voted by teammates...Marked first time honored in career.
- Batted .303 (188/620) with 88 runs scored, 36 doubles, two triples, 21 home runs, 80 RBI and three stolen bases in 157 games.
- Established career bests in average (tied - 1997), games played, runs scored, total bases (291), home runs and walks (34)...188 hits was one shy of a career-high (189 - 1997).
- Led club in average, games played, at-bats, runs scored, hits, total bases, doubles, sacrifice flies (6 - tied) and intentional walks (8)...Marked third time leading club in hits and doubles, second time in average (.303 - 1997) and first time in games, runs scored and total bases.
- Among A.L. leaders, ranked eighth in at-bats, seventh in grounders hit (256), first in average, first pitch in play (.422) and third in fielding percentage by center fielder (.991).
- Posted 180-or-more hits for third consecutive season, lone Angel to do so in club history...Has led club in at-bats in each of last four seasons, one shy of club record (Jim Fregosi; 1965-69).
- Totals are among Angels' all-time single season top 10 in at-bats (10th), hits (T3rd), total bases (T10th) and doubles (T9th).
- On Angels' all-time list, ranks second in average (.300), ninth in hits (858), 10th in total bases (1,268), eighth in doubles (165), 10th in extra-base hits (252) and 10th in RBI (393).
- Collected career-best 17th home run, Aug. 15 at Detroit (2-run off Justin Thompson; 4th inn.), surpassing career-high 16 in 1995.
- Collected two home runs, May 25 vs. Baltimore (2-run, 4th inn. off Scott Erickson & solo, 8th inn. off Erickson) for first multi-home run game of career.
- Homered in consecutive games three times (July 9-10 at Colorado; May 25-26 vs. Baltimore & April 21-22 at Toronto).
- Hit in club-best 17 straight games, Aug. 30-Sept. 17 (.380, 27/71)...Also recorded 16-game hit streak, July 6-25 (.381; 24/63)...Has posted hitting streaks of 10-games-or-more in each of last five seasons, including club record of 28 straight last season.
- Hit safely in 113 games, including 55 multiple-hit games...Collected season-high four hits four times (Aug. 23 vs. Detroit; June 6 at Los Angeles; May 11 at New York & April 11 at Texas)...Posted an RBI in 56 games (19 multiple-RBI).
- Batted .306 (57/186) in seventh inning-or-later.
- Posted 20 clutch RBI, including 13 which gave Angels lead.
- Batted .312 (143/459) with 18 HR and 57 RBI vs. RHP and .280 (45/161) with three HR and 23 RBI vs. LHP.
- Hit .312 (100/321) at home and .294 (88/299) on road.
- Average was .307 (108/352) with none on and .299 (80/268) with runners on...12 of 21 home runs were solo.
- Batted .256 (41/160) with runners in scoring position, including .217 (18/83) with two outs...Posted .373 (19/51) average with runner on third and was 0-for-6 (5 RBI) with bases loaded.

- Hit better than .300 in four months, including .347 (34/98) in July and .342 (39/114) in Sept./Oct...7 of 21 home runs came in May.
- Most at-bats came in fifth position of batting order, batting .308 (69/224).
- Batted .500 (8/16) with one RBI as designated hitter and is batting .371 (13/35) with two RBI in role lifetime.
- Hit .336 (37/110) during day games and .296 (151/510) at night.
- Batted .422 (43/102) with four HR when putting first pitch in play and .193 (49/254) with five RBI with two strikes in count.
- Posted .400 average-or-batter against four opponents (New York - .475, Oakland - .417, Los Angeles - .455 & Colorado - .538).
- Average was .317 (89/281) after All-Star break.
- Posted .993 fielding percentage (3/416) in 153 games (152 starts)...Tied for club lead with seven outfield assists...Owns 706 career games in outfield, second most in club history (Tim Salmon - 816).
- Had contract option for 2000 season exercised, Oct. 7.
- Underwent corrective surgery to release trapped nerve in left foot, Oct. 21...Surgery was performed by Dr. Philip Kwong and Angels' Medical Director Dr. Lewis Yocum at UCI Medical Center.

## Career Highlights:

- In 1998, began ninth professional season and fourth on **Angels'** Opening Day roster.
- Batted .294 (183/622) with 62 runs scored, 41 doubles, seven triples, 15 home runs, 79 RBI and eight stolen bases in 156 games.
- Hit safely in Angels' record 28 straight games, June 28-July 31 (.405; 47/116)...Streak surpassed previous record set by Rod Carew (25 games: May 23-June 21, 1982)...Streak equalled sixth longest in majors over last decade (fourth longest in A.L.) and was second longest in A.L. in 1998 (Eric Davis, Bal.; 30 games)...Also had hitting streaks of 10 games twice and nine games once.
- Set career bests in doubles and triples...Led club in games, at-bats and triples.
- Among A.L. leaders, ranked tied for seventh in doubles, tied for eighth in triples, tied for seventh in outfield assists (11), eighth in fielding percentage by right fielder (.978) and seventh in at-bats.
- At-bats total ranked ninth highest in club history...Hits total ranked seventh best and doubles total marked fourth highest in club history.
- Connected for third career grand slam home run, May 25 vs. Kansas City (off Tim Lincecum; 1st inn.).
- Homered in consecutive games twice (June 11-12 & June 28 & 30).
- Home run off Roberto Ramirez (3-run), June 28 at San Diego, marked first off left-hander since June 29, 1996 vs. Oakland (solo off Steve Wojciechowski).
- Posted 500th career hit, April 16 vs. Tampa Bay, and 500th career game, July 12 at Seattle...RBI groundout in second game, Aug. 26 at New York, was No. 300 of career.
- Collected club record-tying two hits in an inning, Sept. 9 vs. Minnesota (3rd inn.).
- Posted .983 fielding percentage, totaling six errors in 343 total chances (155 games, 152 starts)...Led Angels outfielders with 11 assists and three double plays...Made 32 starts in left field and 120 starts in right field.
- Member of MLB All-Star team that toured Japan in winter.
- In 1997, began eighth professional season and third on **Anaheim's** Opening Day roster.
- Batted .303 (189/624) with 76 runs scored, 36 doubles, three triples, eight home runs, 92 RBI and 10 stolen bases in 154 games.
- Set career bests in average, at-bats, hits, RBI and stolen bases...Led club in average, at-bats, hits, doubles, intentional walks (6) and GDP (20).
- 189 hits is most by left-handed batter in Angels history (179 by Rod Carew - 1980 & Luis Polonia - 1991), second highest total in club history (202 by Alex Johnson - 1970).
- At-bats total ranks eighth best in club history, most since Devon White's 636 in 1989.
- Became fourth player in 1990's to collect 90-or-more RBI and less than 10 home runs in season (Paul Molitor-1990, 9 & 113; Tony Gwynn-1995, 9 & 90 and Jeff King-1993, 9 & 98).
- Among A.L. leaders, ranked sixth in at-bats, fourth in hits, sixth in GDP, tied for first in singles (142), seventh in multiple-hit games (54) and seventh in hardest to strikeout (9.5 PA/SO).
- Hit in 17 straight games (.415; 27/65), May 4-24, collecting eight multiple-hit games (three 3-hit)...Marked longest hitting streak by an Angel in 1997.
- Collected second career grand slam, July 28 at Cleveland (2nd Game off Orel Hershiser).
- Posted .992 (3/360) fielding percentage, ranking eighth among A.L. outfielders and fourth among left fielders...Totaled 14 outfield assists (3rd in A.L.) and was involved in two double plays and a triple play as an outfielder.
- In 1996, began seventh professional season and second on **California's** Opening Day roster.
- Batted .285 (173/607) with 12 home runs and 72 RBI in 150 games (147 starts).
- Led club in at-bats, hits, doubles (33), caught stealing (9) and grounded into double plays (22)...Became first Angel to post more than 600 at-bats since Luis Polonia in 1991 (604).
- Among A.L. leaders, ranked third in GDP, 10th in at-bats and ninth in singles (126).
- Became first player in Angels' history to collect six hits in game, Sept. 27 at Texas (15 innings) and second player in M.L. to do so in 1996 (Gerald Williams - NYY, May 1 at Bal.).
- Hit first career grand slam and collected career-best seven RBI, Aug. 29 vs. New York...Grand Slam was 124th in major leagues in 1996, setting M.L. record (123 in 1995)...Bat and ball from home run were sent to Baseball Hall of Fame in Cooperstown, NY...RBI total is one shy of club record, set by Don Baylor, Leon Wagner and Lee Thomas.
- Homered in back-to-back games, May 10-11 vs. Cleveland (Albie Lopez & Jack McDowell).
- Registered season-best 10-game hit streak, July 1-13 (.381; 16/42).
- Went three straight games without hit just twice during season (June 2-4 & Sept. 22-25).
- Posted .979 fielding percentage, committing seven errors in 328 total chances...All errors came as left fielder, ranking tied for second highest among A.L. left fielders...977 fielding percentage in position ranked fourth highest in league...Overall, registered seven outfield assists.
- In 1995, began sixth professional season and first on **California's** Opening Day 28-player roster.
- Batted .321 with 16 HRs and 69 RBI in 106 games, but fell 50 plate appearances shy of qualifying for club's rookie record for batting average (Wally Joyner's .290 in 1986).

- Tied with Kansas City's Keith Lockhart for A.L. rookies with highest average; ranked second in HRs and games (both to Minnesota's Marty Cordova).
- Named to Topps Major League Rookie All-Star team...Marked 17th Angel to be honored and fifth outfielder in club history.
- Placed second with 99 points to Cordova's 105 in Baseball Writers' Association of America, Rookie of the Year voting...Difference of six points represented closest margin for award since 5-3-1 voting tabulation was adopted in 1980.
- Was hitless in eight at-bats before being optioned to Vancouver (triple-A), May 15 to reduce roster to 25-player limit...Recalled by California, June 7.
- Became club's everyday left fielder, June 13, and responded with first major league HR vs. Minnesota (Kevin Tapani) in California's 7-2 win...HR was seventh ML hit in 28th AB.
- Named American League "Player of the Month" for July, marking first rookie to be honored since inception of award...Batted .410 (43/105) with 22 runs scored, eight doubles, seven HRs and 31 RBI in 25 games...Average was highest of any player in A.L....Posted .422 on-base percentage and .686 slugging percentage...Marked 16th time an Angel had been honored (ninth player) and eighth time by position player.
- Homered in four of five games, July 14-18, including three straight contests (July 14 and in double-header on July 16), one shy of Angels' rookie mark held by Tim Salmon (Aug. 16-19, 1993).
- 14-game hitting streak (21/58; .362), Aug. 2-15, equalled longest by rookie (Shawn Green of Toronto).
- .282 (50/177) average with four HRs and 34 RBI after facing two strikes in count ranked fourth best in league.
- Registered .978 fielding percentage in 100 games...Was charged with five errors, most by an Angels outfielder, all coming in left field...Five errors ranked third-most by league left fielders.
- In 1994, was recalled by California, July 26, when outfielder Tim Salmon was placed on 15-day disabled list...Was hitting .346 (136/393) with 10 HRs and 82 RBI in 95 games with the Canadians prior to recall.
- Made major league debut following afternoon vs. Oakland...Flied out in first at-bat and recorded first two hits (third and fifth inning singles) off A's Ron Darling in California's 11-3 loss.
- Recorded first RBI (go-ahead which proved to be game-winner) in sixth inning, July 31 at Texas off Kevin Brown in 4-3 win.
- Appeared in five games (three starts) with Angels, batting .385 (5/13) with one RBI.

## Minor League Career:

- In 1995, began season with California...Was optioned to triple-A Vancouver, May 15 and recalled, June 7...Hit .311 (19/61) with 12 RBI in 14 games with Canadians.
- In 1994, began fifth professional season with Vancouver and received first recall to major leagues, July 27.
- Led Canadians in games played (123), at-bats (505), hits (162), doubles (42) and RBI (102).
- Was among Pacific Coast League leaders, placing third in doubles and fourth in hits and RBI.
- Compiled three hitting streaks of 11-or-more games, including 27-game stretch between May 19-June 17...Hitting streak was longest in minor leagues in two years and established franchise record previously set by Dion James in 1983.
- Batted .380 (46/121) during stretch with four HRs and 26 RBI...During stretch, registered eight 2-hit games, three 3-hit contests and career-best six-hit game (eight at-bats), June 17 at Calgary, which equalled 1994 minor league high accomplished by six others.
- Optioned to Vancouver, Aug. 3 and batted .232 (26/112) with two HRs and 20 RBI in 28 remaining games with the Canadians.
- Batted .220 (9/41) with seven RBI in 10 post-season games for Canadians.
- Voted "Best Offensive Player" and "Most Valuable Player" by Vancouver media.
- Selected as starting center fielder in American League triple-A All-Star Game, July 13 at Greer Stadium in Nashville, TN (0-for-2 with strikeout).
- In 1993, began campaign at triple-A Vancouver for first time in professional career...Spent entire season with Canadians, and led club in hits (137) and doubles (34).
- 34 doubles ranked 12th in all triple-A, eighth in PCL, and tied franchise record set previously in 1984 (Doug Loman).
- Committed only two errors and was credited with 10 assists (173 total chances; .988 pct.) in 105 games played in outfield...Also appeared in five contests at first base for first time in career, committing no errors in 40 total chances.
- Named as one of Top 10 prospects by league managers for *Baseball America* for third straight season.
- In 1992, began season with single-A Palm Springs and was among California League leaders in average and RBI when promoted to Midland (double-A) July 10...Was hitting .250 on May 27 before batting .411 (60/146) until promotion.
- Finished season in Midland appearing in 39 games...Batted .274 (40/146) with two HRs and 19 RBI.
- In 1991, spent entire campaign with single-A Quad City in second campaign, playing in 105 games and cracking century mark for first time.
- In 1990, selected in fourth round of June free agent draft and placed on Boise's (short-A) roster.
- Played in 25 contests with Boise and 32 with Mesa Angels (Rookie).

## Personal/Misc.:

- Garret Joseph Anderson.
- Involved with California Kids, an organization that provides health insurance for children, and visited patients at UCI Medical Center.
- Took part in Rod Carew's "Friends of Kiley" benefit which raised \$30,000 for Anaheim policeman's sick child.
- Graduated from Kennedy High School (Granada Hills, CA) in 1990...Played baseball, basketball and football while taking All-L.A. City and All-League prep honors in 1989 and 1990 in baseball...Repeated same honors in basketball in 1990.
- Member of 1989 Los Angeles City Championship team.
- Signed by Angels' scout Rick Ingalls.

## Anderson's Lifetime Playing Record

Year	Club	AVG	G	AB	R	H	2B	3B	HR	RBI	BB	SO	SB
1990	Mesa	.213	32	127	5	27	2	0	0	14	2	24	3
	Boise	.253	25	83	11	21	3	1	1	8	4	17	0
1991	Quad City	.260	105	392	40	102	22	2	2	42	20	89	5
1992	Palm Springs	.323	81	322	46	104	15	2	1	62	21	61	1
	Midland	.274	39	146	16	40	5	0	2	19	9	30	2
1993	Vancouver	.293	124	467	57	137	34	4	4	71	31	95	3
1994	Vancouver	.321	123	505	75	162	42	6	12	102	28	93	3
	California	.385	5	13	0	5	0	0	0	1	0	2	0
1995	California	.321	106	374	50	120	19	1	16	69	19	65	6
	Vancouver	.311	14	61	9	19	7	0	0	12	5	14	0
1996	California	.285	150	607	79	173	33	2	12	72	27	84	7
1997	Anaheim	.303	154	624	76	189	36	3	8	92	30	70	10
1998	Anaheim	.294	156	622	62	183	41	7	15	79	29	80	8
1999	Anaheim	.303	157	620	88	188	36	2	21	80	34	81	3
<b>Major Totals</b>		<b>.300</b>	<b>674</b>	<b>2860</b>	<b>355</b>	<b>858</b>	<b>165</b>	<b>15</b>	<b>72</b>	<b>393</b>	<b>139</b>	<b>382</b>	<b>34</b>

### 1999

### Career

	AVG	AB	H	HR	RBI	AVG	AB	H	HR	RBI	
Arizona	.000	10	0	0	0	.182	22	4	1	4	
Baltimore	.356	45	16	3	4	.258	198	51	4	14	
Boston	.250	32	8	0	3	.307	192	59	7	29	
Chicago	.326	43	14	2	7	.279	204	57	4	28	
Cleveland	.250	40	10	3	8	.294	204	60	11	40	
Colorado	.538	13	7	2	4	.438	32	14	2	5	
Detroit	.366	41	15	2	8	.314	194	61	6	28	
Kansas City	.237	38	9	0	3	.320	200	64	1	18	
Los Angeles	.455	22	10	0	0	.309	55	17	0	4	
Minnesota	.265	34	9	1	4	.289	201	58	7	31	
New York	.475	40	19	1	4	.313	208	65	4	29	
Oakland	.417	48	20	1	7	.350	223	78	6	39	
San Diego	.273	11	3	0	1	.237	38	9	1	6	
San Francisco	.083	12	1	0	0	.205	39	8	1	3	
Seattle	.277	47	13	0	3	.275	204	56	3	20	
Tampa Bay	.265	49	13	3	8	.275	91	25	4	13	
Texas	.261	46	12	1	9	.316	225	71	5	36	
Toronto	.184	49	9	2	7	.280	214	60	4	29	
Home	.294	299	88	10	37	.306	1436	440	33	182	
Away	.312	321	100	11	43	.294	1424	418	39	211	
Pre-ASG	.292	339	99	14	43	.296	1424	422	37	181	
Post-ASG	.317	281	89	7	37	.304	1436	436	35	212	
Vs. RHP	.312	459	143	18	57	.307	2019	619	57	268	
Vs. LHP	.280	161	45	3	23	.284	841	239	15	125	
Pinch-Hit	—	—	—	—	—	.500	14	7	0	2	
Desig. Hit	.500	16	8	0	1	.371	35	13	0	2	
In April	.266	94	25	4	15	.287	390	112	9	39	
May	.301	113	34	7	15	.300	437	131	15	64	
June	.253	95	24	1	7	.282	464	131	11	62	
July	.347	98	34	4	11	.365	523	191	15	86	
Aug.	.302	106	32	2	16	.272	573	156	13	78	
Sept.-Oct.	.342	114	39	3	16	.290	473	137	9	64	
Longest Streak — 17 games, Aug. 30 - Sept. 17						Lifetime — 28 games (1998)					

## Career Multiple-Home Run Games (1)

May 25, 1999 vs. Baltimore

## Career Grand Slams (3)

May 25, 1998 vs. Kansas City

July 28, 1997 at Cleveland

Aug. 29, 1996 vs. New York

## Career Fielding

POS	PCT	G	PO	A	E	TC	DP
OF	.986	707	1614	44	24	1682	7

## Longest Hitting Streaks in Angels' History

28 — Garret Anderson (1998)  
 25 — Rod Carew (1982)  
 23 — Jim Edmonds (1995)  
 22 — Sandy Alomar (1970)  
 21 — Randy Velarde (1996)  
       Bobby Grich (1981)  
 20 — Bobby Grich (1979)

19 — Rod Carew (1982)  
 18 — Chad Curtis (1993)  
       Fred Lynn (1982)  
       Rod Carew (1980)  
       Sandy Alomar (1971)  
       Bob Rodgers (1964)

## Anderson's Bests

Season		Game	
AVG	.321 — 1995	H	6 — at Tex., 9-27-96
H	189 — 1997	HR	2 — vs. Bal., 5-25-99
HR	21 — 1999	RBI	7 — vs. N.Y., 8-29-96
RBI	92 — 1997	SB	1 — last time; vs. T.B., 9-21-99
SB	10 — 1997		

# Larry Barnes

# 37

**Bats:** Left    **Throws:** Left    **Ht.:** 6-1    **Wt.:** 195

**Opening Day Age:** 25    **Born:** July 23, 1974

**Birthplace:** Bakersfield, CA

**Resides:** Bakersfield, CA

**Acquired:** Signed as minor league free agent, June 6, 1995

**Signed Thru:** 2000



## I n f i e l d e r

### 1999 Season:

- Spent fifth professional season at double-A **Erie** of Eastern League.
- Batted .286 (142/497) with 73 runs scored, 25 doubles, nine triples, 20 home runs and 100 RBI in 130 games with SeaWolves.
- Led club in home runs and RBI (third in Eastern League)...RBI total is most in Angels' minor league organization since 1996 (Larry Barnes, 112 - Cedar Rapids).
- Collected hit in 13 of first 15 games to open season (.362; 21/58).
- Hit safely in 101 of 130 games, including 35 multiple-hit games (seven 3-hit and 28 2-hit).
- Posted 10-game hit streak, May 26-June 4 (.405, 17/42)...Also hit safely in nine straight contests (once) and eight consecutive games (twice).
- Batted .294 (70/238) in 63 home games; .278 (72/259) in 67 road games; .291 (93/320) vs. right-handers; .277 (49/177) vs. left-handers; .286 (63/220) with runners on base; .243 (37/152) with runners in scoring position; .154 (2/13) with bases loaded; .277 (28/101) as leadoff hitter; .284 (110/387) as third batter; .297(11/37) as fourth batter and .288 (21/73) as fifth batter.
- Best month of season came in May (.364; 44/121, 19 R, 8 2B, 4 3B, 7 HR, 28 RBI in 32 games).
- Awarded Organization's Minor League Player of Year and Organization's Player of the Month (August)...Selected to Eastern League All-Star Team.

### Minor League Career:

- In 1998, split season between single-A **Lake Elsinore** and double-A **Midland**.
- Batted .246 (45/183) with 32 runs scored, 11 doubles, two triples, seven home runs and 33 RBI in 51 games with Storm.
- Appeared in 69 games with Midland, posting .273 (67/245) average with 29 runs scored, 16 doubles, four triples, six home runs and 35 RBI.
- In 1997, spent third professional season at single-A **Lake Elsinore**, hitting .287 (128/446) with 68 runs scored, 32 doubles, two triples, 13 home runs and 71 RBI in 115 games...Led club in doubles and RBI.
- In 1996, completed entire season at single-A **Cedar Rapids**.
- Batted .317 (155/489) in 131 games.
- Led Angels' minor league organization in hits, home runs (27) and RBI (112).
- Won Kenny Myers Memorial Award for minor league player judged best in organization.
- In 1995, spent professional career at **Mesa** of short-season A Arizona League...Hit .310 (61/197) in 56 games.

### Personal/Misc.:

- Larry Richard Barnes, Jr.
- Graduated Bakersfield High School (CA).
- Attended Fresno State University.
- Signed by Angels' scout Tom Davis.

## Barnes' Lifetime Playing Record

Year	Club	AVG	G	AB	R	H	2B	3B	HR	RBI	BB	SO	SB
1995	Mesa	.310	56★	197	42★	61	8	3	3	37★	27	42	12
1996	Cedar Rapids	.317	131	489	84	155	36★	5	27★	112★	58	101	9
1997	Lake Elsinore	.287	115	446	68	128	32	2	13	71	43	84	3
1998	Lake Elsinore	.246	51	183	32	45	11	2	7	33	22	49	2
	Midland	.273	69	245	29	67	16	4	6	35	28	54	4
1999	Erie	.286	130	497	73	142	25	9	20	100	49	99	14

# Tim Belcher

# 41



**Bats:** Right   **Throws:** Right   **Ht:** 6-3   **Wt:** 235  
**Opening Day Age:** 38   **Born:** Oct. 19, 1961  
**Birthplace:** Sparta, OH  
**Resides:** Mt. Gilead, OH  
**Married:** Teresa Harris, Nov. 10, 1984  
**Children:** Maddison, Byron  
**Acquired:** Signed as free agent, Dec. 18, 1998  
**Signed Thru:** 2000  
**Major League Service:** 11 yrs., 167 days.

## Right-handed Pitcher

### 1999 Season:

- Began 13th major league season and first with **Anaheim**.
- Finished 6-8 with a 6.73 ERA (132.1 IP - 99 ER) in 24 starts.
- Placed on 15-day disabled list, June 28 (retroactive to June 27), due to fractured fifth finger ("pinkie") on right hand...Injury occurred making tag at home plate, June 26 vs. Oakland (4th inn.)...Was activated from D.L., Aug. 7...Marked second stint on D.L. in career (1990).
- Missed final three weeks of season due to inflamed right elbow.
- ERA was highest as professional...Set major league lows for full season in wins, starts (tied 1990), complete games, innings pitched, walks (46) and strikeouts (52)...Marked first losing season and campaign below 200 innings pitched since 1995 (10-12, 179.1 IP).
- Led club in home runs allowed (27), an average of 1.8 per nine innings pitched.
- Among A.L. leaders, ranked tied for fourth in sacrifice flies allowed (9) and first in highest batting average against with men on base (.357; 79/221).
- Was Angels' Opening Night starting pitcher, April 6 vs. Cleveland at Edison Field...Marked third start and appearance in major leagues on Opening Day...Is 1-1 with 7.24 ERA (13.2 IP-11 ER) in two Opening Day outings...Was not involved in Angels' 6-5 win, April 6 vs. Cleveland at Edison Field (4.1 IP, 6 H, 5 R, 5 ER, 1 HR, 4 BB, 3 SO)...In previous Opening Day outing, defeated Mike Mussina and Baltimore, 4-1, March 31, 1998 at Camden Yards as member of Kansas City Royals (7 IP, 3 H, 6 SO)...Initial Opening Day outing came April 3, 1989 at Cincinnati as member of Los Angeles Dodgers (2.1 IP, 6 H, 6 R, 4 ER, 1 HR, 2 BB, 1 SO)...Dropped 6-4 decision against Danny Jackson.
- Longest win streak was two games, May 14-20, and longest losing streak was two games (three times).
- Longest outing was eight innings pitched (June 9 at San Francisco & June 20 at New York)...Shortest outing came in final start of season, Sept. 14 at Kansas City (1st game; 2+ IP).
- Allowed hits in double digits four times (11 - three times), seven earned runs three times and three home runs once (April 22 at Toronto).
- Walks high was five (June 26 vs. Oakland) and strikeout best was six (Sept. 3 vs. New York).
- Allowed club-high seven hits in fifth inning, April 28 vs. Toronto.
- Angels were 12-12 in his 24 starts.
- Posted 5.37 ERA (70.1 IP - 42 ER) during innings 1-3; 9.18 ERA (51 IP - 52 ER) during innings 4-6 and 4.09 ERA (11 IP - 5 ER) in seventh inning-or-later.
- Allowed three earned runs-or-less in 10 of 24 starts.
- Retired first batter faced in inning 91 times in 144 opportunities (63%).
- Pitched into seventh inning-or-later in nine of 24 starts, posting 5-1 record and 2.91 ERA (65 IP - 21 ER).
- Angels scored 119 runs in his 24 starts (5.0 per start), 85 while he was in game (3.5 per start; 5.8 per 9 IP).
- Bullpen inherited 19 runners, allowing seven to score, resulting in one blown save in his starts.
- Was ejected from game, April 18 vs. Seattle, as result of involvement in bench-clearing altercation...Also involved in altercation with Dodgers starter Chan Ho Park in fifth inning, June 5 at Los Angeles, in which both benches cleared...Park was ejected and Belcher remained in contest...Allowed grand slam home run to Devon White in contest.
- Posted ERA below 3.00 against five opponents, including 1.13 vs. San Francisco and 2.03 vs. New York.
- Opponents batted .315 (168/534) against him, including .312 (86/276) against left-handers and .318 (82/258) against right-handers.
- Average against was .287 (74/258) at home and .341 (94/276) on road.
- Opposition batted .284 (89/313, 14 HR) with none on, .357 (79/221, 13 HR) with runners on, .324 (46/142) with none on/out and .333 (42/126) with runners in scoring position...Batters hit .207 (6/29) in close & late situations and .357 (5/14) with one home run with bases loaded.
- Opposition hit .275 (25/91) when putting first pitch in play, .372 (73/196) after 1-0 count and .222 (47/212) with two strikes in count.
- As batter, was 1-for-5 with double and two strikeouts...Owns .124 (48/388) average with two home runs and 25 RBI lifetime.
- Posted .929 fielding percentage (2/28)...Registered 15 assists and was involved in one double play...Base runners stole two of five against him...Recorded one pickoff caught stealing.
- Underwent surgery on right flexor muscle, Dec. 2, 1999...Surgery was performed by Dr. Lewis Yocum at UCI Medical Center in Orange, CA.

## Career Highlights:

- In **1998**, completed 12th season in major leagues...Paced **Royals'** pitching staff in wins for third consecutive season, posting 14-14 record with 4.27 ERA (234 IP - 111 ER) and two complete games in 34 starts.
- Tied for 15th in A.L. in wins, tied for second in games started and was fifth in innings pitched...Averaged 14 wins per season during three years with Kansas City...Has logged 200+ Innings three seasons in row and six times in career...Also started at least 32 contests for third consecutive season.
- Became one of four major leaguers to throw at least 200 innings per season since 1991 (excluding strike-shortened 94' & 95')...Others were Greg Maddux, Tom Glavine and Scott Erickson.
- In A.L., ranked fourth in hits allowed (247), first in home runs allowed (37), fifth in runs allowed (127) and tied for seventh in earned runs allowed (111).
- 14 wins totaled second highest mark of career (15 - 1989, 1992, 1996)...Overall with Royals, was 42-37 with nine complete games, two shutouts and 4.38 ERA in 101 starts.
- Recorded 10-or-more wins for fourth consecutive season...Compiled 10-or-more win seasons four times in previous seven campaigns.
- Reached double digits in wins for eighth time of career...130 strikeouts were most since 1992 (Cincinnati - 149).
- Complete game Aug. 26 at Toronto was 40th of career.
- Owned 10-5 mark and 3.32 ERA(132.2 IP - 49 ER) on road, 5th best in A.L....Led A.L. pitchers with 132.2 IP away from home...At home, posted 4-9 with 5.51 ERA (101.1 IP - 62).
- In **1997**, led **Kansas City's** pitching staff in wins for second straight season...Named Royals' Pitcher of Year...Logged 13-12 record and 5.02 ERA (213.1 IP - 119 ER) with three complete games and one shutout in 32 starts.
- Ranked second in league with 6.54 runs of support per nine innings.
- Tossed back-to-back complete game wins April 27 at Oakland (7-1) and May 3 (2-1) vs. New York...Tossed seven shutout innings in next start May at Detroit and threw complete game two-hit 9-0 shutout vs. Boston May 13, his 18th career shutout.
- Did not commit fielding error in club-leading 45 chances.
- In **1996**, logged 15-11 record and 3.92 ERA in 35 starts for **Kansas City**...Named Royals' Pitcher of Year.
- 15 wins led Royals' staff and tied career-high.
- Ranked 10th in A.L. with 3.92 ERA and sixth in innings pitched at 238.2...Innings pitched marked most of career...Tied for third in league with 262 hits allowed but tied for eighth in league with 2.6 walks allowed per nine innings.
- Recorded 100th win of career June 2 at Toronto.
- Best outing of season came Sept. 2 at Toronto...Threw 90 pitches (73 strikes) in 2-0 complete shutout...Was 17th shutout of career and first since Aug. 10, 1993.
- In **1995**, started season with Cincinnati's triple-A affiliate in **Indianapolis** after signing minor league contract on May 3.
- Acquired by **Seattle** in exchange for right-handed pitcher Roger Salkeld on May 15...Assigned to triple-A Tacoma...Contract purchased by Mariners, May 19.
- Struck out New York's Luis Polonia to lead off game for career strikeout number 1,000.
- Pitched sole complete game of season July 27 vs. Cleveland in Mariners' 11-5 win...Marked first complete game since Aug. 10, 1993.
- In **1994**, spent season with **Detroit** after signing as free agent Feb. 7...led A.L. with 15 losses in strike-shortened campaign...Posted three complete games and averaged 6.2 IP per outing.
- Seven wins marked lowest total since winning four in rookie season of 1987.
- In **1993**, split season with **Cincinnati** and **Chicago White Sox**...Notched 9-6 mark with 4.47 ERA and four complete games and two shutouts in 22 starts with Reds.
- Won eight of last 10 decisions for Reds...Tied career-best with one-hitter, May 26 vs. Atlanta.
- Acquired by White Sox on July 31 in exchange for pitchers John Ruffin and Jeff Pierce.
- Finished 3-5 with 4.40 ERA in 12 games (11 starts) in first A.L. campaign...Posted 4-0 shutout of Oakland, Aug. 10.
- Won game four of ALCS over Toronto in relief stint.
- In **1992**, tied Jose Rijo for **Reds** lead in wins (15)...Wins total equalled career-high (1989)...Led Reds' staff in games started (34) and innings pitched (227.2).
- Tossed 6-0, two-hit shutout May 10 at Chicago.
- Retired 34 consecutive batters over two starts - the last 23 at New York, Aug. 30, and final 11 vs. New York, Sept. 4.
- Threw 25 consecutive innings without issuing walk over three games, Sept. 15-25.
- Struck out career-high 13 batters, Sept. 20 vs. San Diego.
- In **1991**, finished fourth in N.L. with 2.62 ERA and seventh with 156 strikeouts...Posted double-digit wins (10) for third time of career.
- Allowed two earned runs or less in 21 of 33 starts...Right-handers batted .195 against him.
- In **1990**, started season with **Los Angeles** with three-hit, 1-0 shutout, April 10 at San Diego...Threw first career one-hitter in 6-0 defeat of Pittsburgh, July 21...Tossed five complete games and two shutouts.
- Went on disabled list with shoulder problems Aug. 17 through remainder of season...Had arthroscopic surgery to remove piece of torn cartilage, Sept. 11.
- In **1989**, led major leagues with eight shutouts, tied for N.L. lead with 10 complete games and was second in N.L. with 200 strikeouts.
- Established career-highs in wins (15), ERA (2.82), games (39), complete games, shutouts and innings pitched (230).
- Earned N.L. Pitcher of Month honors in Sept. going 5-0 with three shutouts and 1.51 ERA.
- Named N.L. Player of the Week, Aug. 21-27.
- Won each of his last seven decisions...Had surgery to remove bone spur and cartilage chips from little finger in right hand, Sept. 28.

- In **1988**, named *Baseball America's* Rookie of Year and finished third, behind Chris Sabo and Mark Grace, in BBWAA voting of N.L. Rookie of Year...Named *Sporting News* N.L. Rookie Pitcher of Year.
- Finished rookie campaign with 12-6 mark and 2.91 ERA with four complete games, one shutout and four saves in 36 games (27 starts).
- Had seven-game win streak from June 18-Aug. 26 and won nine of last 11 starts.
- Went 3-0 in four post-season starts for World Champion Dodgers.
- In **1987**, acquired by **Dodgers** Sept. 3 from Oakland as player to be named later in Aug. 29 trade for Rick Honeycutt.
- Made major league debut Sept. 6 vs. New York Mets and earned victory in relief.
- Had surgery Oct. 16 to repair right inguinal hernia.

## Minor League Career:

- In **1987**, went 9-11 with two complete games, one shutout and a 4.42 ERA in 29 games (28 starts) for triple-A **Tacoma**...Led league with 133 walks.
- In **1986**, went 2-5 with 6.57 ERA in nine starts for **Huntsville**...Struck out 25 batters in 37.0 innings pitched.
- In **1985**, spent entire season at **Huntsville**, notching double digits in wins (11) and losses (10).
- In **1984**, started season at single-A **Madison** and posted 9-4 mark with 111 strikeouts in 98.1 IP...Promoted to double-A **Albany** and went 3-4 with 3.33 ERA and two complete games in 10 starts.

## Personal/Misc.:

- Timothy Wayne Belcher.
- Graduated from Highland H.S. in Sparta, OH...Attended Mt. Vernon (Ohio) Nazarene... Named to *Sporting News* College All-America team in 1983.
- Member of U.S. entry in 1983 Pan-American Games.
- Was first player selected in June, 1983 free agent draft by Minnesota Twins...Did not sign.
- Signed by Yankees' scout Dick Groch.

## Belcher's Lifetime Pitching Record

Year	Club	W-L	ERA	G	GS	CG	SHO	SV	IP	H	R	ER	BB	SO
1984	—Madison	9-4	3.57	16	16	3	1	0	98.1	80	45	39	48	111
	—Albany	3-4	3.33	10	10	2	0	0	54	37	30	20	41	40
1985	—Huntsville	11-10	4.69	29	26	3	1	0	149.2	145	99	78	99	90
1986	—Huntsville	2-5	6.57	9	9	0	0	0	37	50	28	27	22	25
1987	—Tacoma	9-11	4.42	29	28	2	1	0	163	143	89	80	133★	136
	—Los Angeles	4-2	2.38	6	5	0	0	0	34	30	11	9	7	23
1988	—Los Angeles	12-6	2.91	36	27	4	1	4	179.2	143	65	58	51	152
1989	—Los Angeles	15-12	2.82	39	30★	10	8★	1	230	182	81	72	80	200
1990	—Los Angeles	9-9	4.00	24	24	5	2	0	153	136	76	68	48	102
1991	—Los Angeles	10-9	2.62	33	33	2	1	0	209.1	169	76	61	75	156
1992	—Cincinnati	15-14	3.91	35	34	2	1	0	227.2	201	104★	99★	80	149
1993	—Cincinnati	9-6	4.47	22	22	4	2	0	137	134	72	68	47	101
	—Chicago (AL)	3-5	4.40	12	11	1	1	0	71.2	64	36	36	27	34
1994	—Detroit	7-15★	5.89	25	25★	3	0	0	162	192	124★	106	78	76
1995	—Indianapolis	0-0	1.80	2	2	0	0	0	10	6	2	2	1	8
	—Seattle	10-12	4.52	28	28	1	0	0	179.1	188	101	90	88	96
1996	—Kansas City	15-11	3.92	35	35	4	1	0	238.2	262	117	104	68	113
1997	—Kansas City	13-12	5.02	32	32	3	1	0	213.1	242	128	119	70	113
1998	—Kansas City	14-14	4.27	34	34	2	0	0	234	247	127	111	73	130
1999	—Anaheim	6-8	6.73	24	24	0	0	0	132.1	168	104	99	46	52
<b>A.L. Totals</b>		<b>68-77</b>	<b>4.85</b>	<b>190</b>	<b>189</b>	<b>14</b>	<b>3</b>	<b>0</b>	<b>1231.1</b>	<b>1363</b>	<b>737</b>	<b>664</b>	<b>450</b>	<b>614</b>
<b>N.L. Totals</b>		<b>74-58</b>	<b>3.34</b>	<b>195</b>	<b>175</b>	<b>27</b>	<b>15</b>	<b>5</b>	<b>1170.2</b>	<b>1015</b>	<b>485</b>	<b>435</b>	<b>388</b>	<b>883</b>
<b>Major Totals</b>		<b>142-135</b>	<b>4.12</b>	<b>385</b>	<b>364</b>	<b>41</b>	<b>18</b>	<b>5</b>	<b>2402</b>	<b>2378</b>	<b>1222</b>	<b>1099</b>	<b>838</b>	<b>1497</b>

HRs Allowed: 1987-2; 1988-8; 1989-20; 1990-17; 1991-10; 1992-17; 1993-19; 1994-21; 1995-19; 1996-28; 1997-31; 1998-37; 1999-27. Total-256.

Selected by Minnesota Twins in first round (first overall) of June, 1983 free agent draft...Did not sign.

Selected by New York Yankees in secondary phase of free agent draft, Jan. 17, 1984...Did not sign.

Selected by Oakland Athletics in player compensation pool draft, Feb. 8, 1984.

Traded to Los Angeles Dodgers from Oakland Athletics as player to be named later, Sept. 3, 1987.

Traded to Cincinnati Reds with pitcher John Wetteland from Los Angeles Dodgers for outfielder Eric Davis and pitcher

Kip Gross, Nov. 27, 1991.

Traded to Chicago White Sox from Cincinnati Reds for pitchers John Ruffin and Jeff Pierce, July 31, 1993.

Signed by Detroit Tigers, Feb. 7, 1994

Signed by Cincinnati Reds to minor league contract, May 3, 1995.

Traded to Seattle Mariners from Cincinnati Reds for pitcher Roger Salkeld, May 15, 1995.

Signed by Kansas City Royals, Feb. 1, 1996.

Granted free agency, Oct. 26, 1998.

**Disabling Injuries:** 1999—Fractured pinkie finger right hand, disabled June 27-Aug. 6.

1990—Arthroscopic surgery to repair torn cartilage in right shoulder, disabled Aug. 17-end of season

# 1999

# Career

	W-L	ERA	IP	ER	SO	SV	W-L	ERA	IP	ER	SO	SV
Anaheim	—	—	—	—	—	—	5-6	5.00	84.2	47	41	0
Baltimore	1-1	4.50	14	7	5	0	4-4	3.63	67	27	30	0
Boston	0-3	12.15	13.1	18	7	0	7-6	4.00	108	48	48	0
Chicago	0-1	6.16	19	13	2	0	5-7	6.54	95	69	29	0
Cleveland	0-0	10.38	4.1	5	3	0	4-6	5.42	104.2	63	51	0
Detroit	0-0	6.17	11.2	8	3	0	3-6	6.72	73.2	55	49	0
Kansas City	0-0	22.50	2	5	1	0	0-7	7.80	45	39	23	0
Los Angeles	0-1	9.00	5	5	1	0	2-4	4.84	35.1	19	22	0
Minnesota	0-0	2.57	7	2	3	0	9-5	4.39	108.2	53	55	0
New York	2-0	2.03	13.1	3	7	0	4-7	4.02	80.2	36	36	0
Oakland	0-0	9.00	4	4	0	0	4-5	6.08	87.1	59	51	0
San Diego	—	—	—	—	—	—	8-6	2.89	130.2	42	100	0
San Francisco	1-0	1.13	8	1	3	0	9-5	2.41	116	31	88	0
Seattle	1-0	2.57	7	2	4	0	4-4	2.95	82.1	27	44	0
Tampa Bay	1-0	2.84	6.1	2	4	0	2-1	4.28	27.1	13	14	0
Texas	0-1	15.00	3	5	1	0	4-6	3.96	77.1	34	35	0
Toronto	0-1	11.93	14.1	19	8	0	6-3	4.25	78.1	37	46	0
Home	3-3	6.06	65.1	44	29	0	81-63	4.04	1235.2	554	792	0
Away	3-5	7.39	67	55	23	0	61-72	4.21	1166.1	545	705	0
Pre-ASG	5-6	6.53	91	66	36	0	77-72	4.08	1316	596	837	0
Post-ASG	1-2	7.19	41.1	33	16	0	65-63	4.17	1086	503	660	0
In March	—	—	—	—	—	—	1-0	0.00	7	0	6	0
April	1-1	9.13	23.2	24	16	0	14-24	4.33	324	156	208	0
May	2-3	5.79	37.1	24	15	0	28-24	4.16	422.1	195	278	0
June	2-2	5.40	30	18	5	0	25-19	3.86	441	189	273	0
July	0-2	7.67	27	23	8	0	29-24	4.61	407.2	209	261	0
Aug.	0-2	7.67	27	23	8	0	20-24	4.42	394.2	194	220	0
Sept.-Oct.	1-0	6.28	14.1	10	8	0	25-20	3.46	405.1	156	251	0

SO High — 6, Sept. 3 vs. New York

Win Streak — 2 games, May 14-26

Lifetime — 7 games (1988 & 1989)

## Division Series Record

Year	Club, Opp.	W-L	ERA	G	GS	CG	SHO	SV	IP	H	R	ER	BB	SO
1995	—Sea., N.Y.	0-1	6.23	2	0	0	0	0	4.1	4	3	3	5	0

## League Championship Series Record

Year	Club, Opp.	W-L	ERA	G	GS	CG	SHO	SV	IP	H	R	ER	BB	SO
1988	—L.A., N.Y.	2-0	4.11	2	2	0	0	0	15.1	12	7	7	4	16
1993	—Chi., Tor.	1-0	2.45	1	0	0	0	0	3.2	3	1	1	3	1
1995	—Sea., Cleve.	0-1	6.35	1	1	0	0	0	5.2	9	4	4	2	1
<b>Totals</b>		<b>3-1</b>	<b>4.38</b>	<b>4</b>	<b>3</b>	<b>0</b>	<b>0</b>	<b>0</b>	<b>24.2</b>	<b>24</b>	<b>12</b>	<b>12</b>	<b>9</b>	<b>18</b>

## World Series Record

Year	Club, Opp.	W-L	ERA	G	GS	CG	SHO	SV	IP	H	R	ER	BB	SO
1988	—L.A., Oak.	1-0	6.23	2	2	0	0	0	8.2	10	7	6	6	10

## Major League Hitting Totals

<b>AVG</b>	<b>AB</b>	<b>H</b>	<b>HR</b>	<b>RBI</b>
.124	388	48	2	25

## Career Fielding

POS	PCT	G	PO	A	E	TC	DP
P	.960	385	211	244	19	474	31

## Belcher's Bests

Season	Game
W 15 — 1989, 1992 & 1996	Low-Hit 1 — at Pit., 7-21-90
ERA 2.62 — 1991	SO 13 — vs. S.D., 9-20-92
SV 4 — 1988	IP 9 — last time: at Tor., 8-26-98
IP 238.2 — 1996	
SO 200 — 1989	

# Mike Colangelo

# 81



**Bats:** Right    **Throws:** Right    **Ht.:** 6-1    **Wt.:** 185  
**Opening Day Age:** 23    **Born:** Oct. 22, 1976  
**Birthplace:** Teaneck, NJ  
**Resides:** Dumfries, VA  
**Married:** Robin McLaughlin, Nov. 27, 1999  
**Acquired:** Selected in 21st round of June, 1997 free agent draft  
**Signed Thru:** 2000  
**Major League Service:** 113 days.

## Outfielder

### 1999 Season:

- Batted a combined .350 (75/214) with one home run and 22 RBI in 54 games with double-A Erie and triple-A Edmonton.
- Began campaign with Erie...Batted .339 (37/109) with one home run and 13 RBI in 28 games with SeaWolves.
- Posted nine multi-hit games (one 4-hit, two 3-hit and six 2-hit)...Went 4-for-5 with two runs scored and two RBI, April 24 at Reading.
- Sole home run of season came April 12 vs. Bowie.
- Hit in career-high nine straight games, April 22-May 1...Batted .382 (26/68) in April.
- Promoted to triple-A **Edmonton**, May 11, and went 2-for-4 the following day at Tacoma.
- Batted .543 (19/35) with runners on base and .545 (6/11) with runners on base and two outs.
- Tied season-high with three runs scored, June 8 vs. Calgary.
- Posted .452 mark (14/31) with seven runs scored, four doubles and six RBI in seven-game hit streak to conclude stint with Trappers, June 4-11.
- Had contract selected by **Anaheim**, June 13 and batted lead-off in first major league game vs. Arizona at Edison Field...Singled to center (off Omar Daal) in first major league at-bat and finished contest 1-for-2 with a walk...Left contest in seventh inning after colliding with center fielder Reggie Williams on fly-ball.
- X-Rays following collision revealed torn ulna collateral ligament in left thumb...Was placed on 15-day disabled list, June 16 and transferred to 60-day disabled list, Sept. 7.

### Career Highlights:

- In 1998, began professional career at single-A **Cedar Rapids**, batting .277 (23/83) with four home runs and eight RBI in 22 games with Kernels.
- Began career with five-game hit-streak, hitting .438 (7/16) with two doubles, two home runs and three RBI.
- Batted .357 (10/28) at home opposed to .236 (13/55) on road...Hit .351 (13/37) with three home runs and five RBI in April.
- Promoted to single-A **Lake Elsinore**, June 1, and hit in 28 of 36 games with Storm, including 17 multi-hit efforts (one 4-hit, eight 3-hit and eight 2-hit)...Scored a run in 24 of 36 games.
- Posted career-high four hits (4/5), June 12 vs. High Desert, during season-high eight-game hit streak, June 7-13 (.500; 15/30).
- Named Storm Player of Month for June, batting .374 (40/107) with 22 runs scored, nine doubles, three triples, three home runs and 13 RBI.

### Personal/Misc.:

- Michael Gus Colangelo.
- Graduated C.D. Hylton H.S. (VA).
- Attended George Mason Univ. (VA).
- Signed by Angels' scout Tom Burns.

### Colangelo's Lifetime Playing Record

Year	Club	AVG	G	AB	R	H	2B	3B	HR	RBI	BB	SO	SB
1997—													
					Did not play								
1998—	Cedar Rapids	.277	22	83	12	23	8	0	4	8	12	16	5
	Lake Elsinore	.379	36	145	33	55	11	3	5	21	13	24	2
1999—	Erie	.339	28	109	24	37	10	3	1	13	14	22	3
	Edmonton	.362	26	105	13	38	7	1	0	5	13	18	2
	Anaheim	.500	1	2	0	1	0	0	0	0	1	0	0

**Disabling Injuries:** 1999—Torn ulna collateral ligament in left thumb, disabled June 16 - remainder of season.

# Brian Cooper

45



**Bats:** Right   **Throws:** Right   **Ht.:** 6-1   **Wt.:** 185  
**Opening Day Age:** 25   **Born:** Aug. 19, 1974  
**Birthplace:** Hollywood, CA  
**Resides:** Glendora, CA  
**Married:** Erin Larson, Jan. 15, 2000  
**Acquired:** Selected in 4th round of June, 1995 free agent draft  
**Signed Thru:** 2000  
**Major League Service:** 30 days.

## Right-handed Pitcher

### 1999 Season:

- Began fifth professional season at double-A **Erie**, posting 10-5 record and 3.30 ERA (158 IP - 58 ER) in 22 starts...Led Eastern League with six complete games.
- Won five straight decisions, May 9-June 22 (nine starts), registering three complete games and 3.66 ERA (64 IP - 26 ER).
- Longest outing was nine innings (twice)...Pitched into seventh inning-or-later in 18 of 22 starts (including last 10)...Shortest outing was six innings (four times).
- Limited opponents to three earned runs-or-less in 15 of 22 starts...Walked three batters-or-less in all 22 starts.
- Strikeout high was 10 (three times)...Also fanned nine batters three times...Ranked fifth in Eastern League with 143 strikeouts.
- Posted 3.19 ERA on road (3.48 at home).
- Opponents hit .246 (146/594) against him, including .225 (34/151) vs. leadoff batter, .254 (52/205) with runners on base, .227 (27/119) with runners in scoring position and .234 (15/64) with RISP and two outs.
- Of 17 home runs allowed, 13 were solo.
- Selected to 1999 Eastern League All-Star team.
- Promoted to triple-A **Edmonton**, Aug. 10...Compiled 2-1 mark with 3.77 ERA (31 IP - 13 ER) in five starts.
- Did not get decision in triple-A debut, Aug. 12 at Colorado Springs (13-12 loss), allowing seven runs on seven hits and four walks with four strikeouts in 4.2 innings.
- Captured first triple-A win vs. Calgary (2-0 score), Aug. 17, pitching seven shutout innings with five hits, no walks and seven strikeouts.
- Struck out season-best 12 batters in six innings at Calgary, Aug. 27, for second win.
- Longest outing was 7.1 innings vs. Tacoma, Sept. 2 (8-7 loss).
- Opponents batted .256 (30/117) against him (.188 by left-handers, .282 by right-handers), including .333 (14/42) with runners on base, .360 (9/25) with runners in scoring position and .300 (6/20) with RISP and two outs.
- Did not allow a home run in 31 innings pitched.
- Compiled 2.21 ERA in home games (6.75 on road).
- Contract selected by **Anaheim**, Sept. 4...Posted 1-1 record with 4.88 ERA (27.2 IP - 15 ER) in five starts for Angels...Allowed 23 hits and 18 walks while striking out 15.
- Recorded win in major league debut, Sept. 7 vs. Chicago (14-1)...Only run allowed came on leadoff home run by Chris Singleton...Allowed four hits and four walks with three strikeouts in seven innings.
- Along with Ramon Ortiz (Aug. 19 at Chicago), became first Angels to win major league debuts in same season since 1966 (Minnie Rojas - Clyde Wright).
- Registered only loss, Sept. 18, vs. Baltimore (3-6), giving up four runs on two hits and five walks with three strikeouts in 5.1 innings.
- Opponents batted .228 (23/101) against him, including .196 (10/51) by right-handers and .260 (13/50) by left-handers...Average against was .196 (9/46) with runners on base, .115 (3/26) with runners in scoring position and .091 (1/11) with RISP and two outs.
- Allowed three earned runs-or-less in two of five starts.
- Retired first batter faced in inning 20 times in 30 opportunities (67%).
- Pitched into seventh inning-or-later in two of five starts, posting 1-0 record and 1.98 ERA (13.2 IP - 3 ER).
- Anaheim was 3-2 in his five starts...Angels scored 33 runs (6.7 per start), 18 while he was in game (3.6 per start; 5.9 per 9 IP).
- Posted 1.000 fielding percentage (seven total chances), collecting two putouts and five assists...Was involved in two double plays.

### Minor League Career:

- In 1998, spent fourth professional season at double-A **Midland**, posting 8-10 record with 7.13 ERA (161.2 IP - 128 ER), five complete games and one save in 32 games (24 starts).
- Recorded 141 strikeouts to lead Texas League.
- Collected season-best 10 strikeouts in back-to-back complete game outings, April 18 vs. San Antonio and April 23 at El Paso.
- Registered save in final appearance of season, Aug. 29 at Wichita (3 IP, 4 H, 2 R, 2 ER, 4 SO, 1 HR).
- In 1997, went 7-3 with 3.54 ERA (117 IP - 46 ER) and one complete game in 17 starts at single-A **Lake Elsinore**.
- Walked 27 and led club with 104 strikeouts.
- In 1996, spent second professional season at California League champion **Lake Elsinore**, compiling 7-9 record and 4.21 ERA (162.1 IP - 76 ER) in 26 games (23 starts).

- Set career high with 155 strikeouts...Innings pitched and strikeout totals led team.
- In 1995, began professional career at single-A Boise, posting 3-2 mark and 3.92 ERA (62 IP - 27 ER) with one save in 13 games (11 starts) for Northwest League champion Hawks.

## Personal/Misc.:

- Brian John Cooper.
- Attended University of Southern California in 1995, leading Trojans to National Championship final game as junior...Posted 8-3 record with 4.78 ERA (101.2 IP - 54 ER)... Earned All-Tournament and Most Outstanding Player honors at West Regional playoffs.
- Spent two seasons at Citrus College in Glendora, Calif., where he started at shortstop as 1993 freshman...Converted to pitcher in 1994, compiling 6-0 record with 2.27 ERA...Set Citrus single game record with 16 strikeouts vs. Mt. San Jacinto.
- Graduated Glendora High School in California in 1992...Named team MVP as shortstop.
- Signed by Angels' scout Darrell Miller.

## Cooper's Lifetime Pitching Record

Year	Club	W-L	ERA	G	GS	CG	SHO	SV	IP	H	R	ER	BB	SO
1995	Boise	3-2	3.92	13	11	0	0	1	62	60	31	27	22	66
1996	Lake Elsinore	7-9	4.21	26	23	1	1	0	162.1	177	100	76	39	155
1997	Lake Elsinore	7-3	3.54	17	17	1	0	0	117	111	56	46	27	104
1998	Midland	8-10	7.13	32	24	5	0	1	161.2	215	138	128	59	141★
1999	Erie	10-5	3.30	22	22	6	0	0	158	146	61	58	29	143
	Edmonton	2-1	3.77	5	5	0	0	0	31	30	17	13	10	32
	Anaheim	1-1	4.88	5	5	0	0	0	27.2	23	15	15	18	15

HRs Allowed: 1999-3 Total - 3.

## 1999 & Career

	W-L	ERA	IP	ER	SO	SV		W-L	ERA	IP	ER	SO	SV
Baltimore	0-1	6.75	5.1	4	3	0	Home	1-1	4.76	17	9	9	9
Chicago	1-0	1.29	7	1	3	0	Away	0-0	5.06	10.2	6	6	6
Minnesota	0-0	9.00	4	4	1	0	Post-ASG	1-1	4.88	27.2	15	15	0
Oakland	0-0	7.71	4.2	4	3	0	In Sept./Oct.	1-1	4.88	27.2	15	15	0
Seattle	0-0	2.70	6.2	2	5	0							

SO High — 5, last time, Sept. 24 at Sea.

Win Streak — 1, Sept. 7 vs. Chi.

Lifetime — 1 game (1999)

## Career Fielding

POS	PCT	G	PO	A	E	TC	DP
P	1,000	5	2	5	0	7	2

## Cooper's Bests

Season	Game
W 1 — 1999	IP 7 — vs. Chi., 9-7-99
ERA 4.88 — 1999	SO 5 — last time; at Sea., 9-24-99
IP 27.2 — 1999	
SO 15 — 1999	



# Jeff DaVanon

# 55



**Bats:** Switch **Throws:** Right **HI.:** 6-0 **WT.:** 185  
**Opening Day Age:** 26 **Born:** Dec. 8, 1973  
**Birthplace:** San Diego, CA  
**Resides:** Del Mar, CA  
**Acquire:** From Oakland Athletics with pitcher Elvin Nina and outfielder Nathan Haynes in exchange for pitcher Omar Olivares and infielder Randy Velarde, July 29, 1999

**Signed Thru:** 2000  
**Major League Service:** 27 days.

## O u t f i e l d e r

### 1999 Season:

- Began fourth professional season with Oakland A's organization, posting .342 average (128/342) with 87 runs scored, 29 doubles, 11 triples, 11 home runs, 60 RBI and 18 stolen bases in 100 games at double-A **Midland**.
- Hit safely in 72 of 100 games, including 41 multiple-hit games (two 4-hit, 11 3-hit and 28 2-hit)...Longest hitting streak was 10 games (.405, 17/42)...Also hit safely in eight straight (.469, 15/32).
- Went 4-for-5 with three doubles and four RBI, June 15 at El Paso...Also collected four hits with home run and three RBI, May 22 vs. Tulsa.
- Batted .387 (74/191) in 52 home games; .295 (54/183) in 48 road games; .387 (92/238) vs. right-handers; .265 (36/136) vs. left-handers; .380 (30/79) as leadoff hitter; .345 (57/165) with runners on base; .333 (29/87) with runners in scoring position; and .417 (5/12) with bases loaded.
- Acquired by Anaheim, along with pitcher Elvin Nina and outfielder Nathan Haynes, from Oakland, July 29, 1999, in exchange for second baseman Randy Velarde and pitcher Omar Olivares.
- Assigned to triple-A **Edmonton**, compiling .326 (43/132) average with 35 runs scored, eight doubles, three triples, six home runs, 19 RBI and 11 stolen bases in 34 games.
- Hit safely in 26 games, including 12 multiple-hit games (five 3-hit and seven 2-hit)...Longest hitting streak was seven games (.500, 13/26).
- Batted .357 (20/56) in 15 road games; .303 (23/76) in 19 home games; .330 (30/91) vs. right-handers; .317 (13/41) vs. left-handers; .314 (11/35) as leadoff hitter; .410 (32/78) with bases empty; .204 (11/54) with runners on base; and .250 (9/36) with runners in scoring position.
- Minor league totals (Midland and Edmonton combined) set career highs for games (134), at-bats (506), runs (122), hits (171), doubles (37), triples (14), home runs (17) and RBI (79).
- Contract purchased by **Anaheim**, Sept. 7, posting .200 average (4/20) with four runs scored, one triple, one home run and four RBI in seven games.
- Made major league debut, Sept. 7 vs. Chicago, appearing as right fielder in eighth inning...Walked in only plate appearance and scored a run.
- Made first major league start, Sept. 11 at Minnesota (in right field), going 0-for-3 (1 BB, 3 SO, 1 CS).
- Collected first major league RBI (on groundout), Sept. 16 at Kansas City.
- Registered first major league hit (single to center off Esteban Loaiza) and first major league home run (leadoff off Mike Morgan, 9th inning), Oct. 1 vs. Texas...Home run (on 1-0 count) was game-winner (7-6).
- Drove in two runs with triple, Oct. 2 vs. Texas, for first multi-RBI game.

### Minor League Career:

- In **1998**, began fourth season in Oakland organization at single-A **Modesto**, posting .336 average (101/301) in 84 games...Collected career-high 33 stolen bases.
- Led A's in average and ranked second in stolen bases.
- Registered 16-game hitting streak, May 24-June 10 (.442, 23/52).
- Hit for cycle, June 25 vs. Lancaster...Hit three-run inside-the-park game-winning home run for 6-5 win on opening day, April 2 vs. Stockton.
- Named to the California League Post-Season All-Star Team as outfielder.
- In **1997**, spent third professional season at single-A **Visalia**, hitting .255 (104/408) in 119 games.
- In **1996**, played entire season at single-A **West Michigan**...Batted .242 (70/289) in 89 games...Whitecaps won Midwest League championship.
- In **1995**, began professional career at **Southern Oregon** of short-season A Northwest League...Hit .251 (42/167) in 57 games.

### Personal/Misc.:

- Jeffrey Graham DaVanon.
- Son of former Angel (1973) and major league infielder Jerry DaVanon.
- Graduated from Bellaire High School (TX) in 1992, playing baseball in 1991 and 1992 and earning All-District first team honors as second baseman both years...Team was ranked No. 1 in nation by *Baseball America*.
- Played at San Diego State University for three seasons (1993-95)...Started games at second base, outfield and designated hitter...Posted .332 (193/582) career average...Named Aztecs' Most Valuable Offensive Player and Most Improved in 1994.
- Signed by Oakland scout Ed Crosby.

## DaVanon's Lifetime Playing Record

Year Club	AVG	G	AB	R	H	2B	3B	HR	RBI	BB	SO	SB
1995—S. Oregon	.251	57	167	29	42	6	2	1	17	34	49	6
1996—West Michigan	.242	89	289	43	70	13	4	2	33	49	66	5
1997—Visalia	.255	119	408	70	104	17	3	6	38	81	101	23
1998—Modesto	.336	84	301	66	101	17	4	5	60	59	69	33
1999—Midland	.342	100	374	87	128	29	11	11	60	53	68	18
Edmonton	.326	34	132	35	43	8	3	6	19	20	27	11
Anaheim	.200	7	20	4	4	0	1	1	4	2	7	0

Selected by Oakland Athletics organization in 26th round of June, 1995 free agent draft.

## 1999 & Career

	AVG	AB	H	HR	RBI		AVG	AB	H	HR	RBI
Chicago	.000	0	0	0	0	Home	.308	13	4	1	3
Kansas City	.000	4	0	0	1	Away	.000	7	0	0	1
Minnesota	.000	3	0	0	0	Post-ASG	.200	20	4	1	4
Texas	.308	13	4	1	3	Vs. RHP	.286	14	4	1	4
						Vs. LHP	.000	6	0	0	0
						Desig-Hit	.000	3	0	0	0
						In Sept.-Oct.	.200	20	4	1	3

Longest Streak — 2 games, Oct. 1-2

Lifetime — 2 games (1999)

## Career Fielding

POS	PCT	G	PO	A	E	TC	DP
OF	1.000	5	5	0	0	5	0

## DaVanon's Bests

Season	Game
AVG .200 — 1999	H 2 — vs. Tex., 10-1-99 & 10-2-99
H 4 — 1999	HR 1 — vs. Tex., 10-1-99
HR 1 — 1999	RBI 2 — vs. Tex., 10-2-99
RBI 4 — 1999	

## Jason Dewey

# 61

**Bats:** Right **Throws:** Right **Ht.:** 6-1 **Wt.:** 190

**Opening Day Age:** 22 **Born:** April 18, 1977

**Birthplace:** Syracuse, NY

**Resides:** Valrico, FL

**Acquired:** Signed as minor league free agent, May 4, 1997

**Signed Thru:** 2000



## Catcher

## 1999 Season:

- Completed third professional season with single-A Lake Elsinore and double-A Erie...Began season at double-A Erie, batting .223 (31/139) with four home runs and 14 RBI in 40 games...Transferred to Lake Elsinore on June 23 and returned to Erie, Sept. 5.
- Batted .322 (78/242) with 10 home runs and 31 RBI in 66 games with Lake Elsinore.
- Marked second consecutive season with at least 30 doubles and 14 home runs and established career-high in runs (65).
- Had best game of professional career, finishing 5-for-5 with five runs, two doubles, three home runs and four RBI, Aug. 14 at Bakersfield...Marked fourth game of season with four-or-more hits (also June 17 vs. Binghampton, 4/4; June 25 at High Desert, 4/4; and Aug. 1 vs. High Desert, 4/5).
- Finished campaign with 33 multi-hit efforts in 106 games (26 in 66 games with Lake Elsinore).
- Posted three multi-home run games, June 25 at High Desert (2), July 26 at Rancho Cucamonga (2) and Aug. 14 at Bakersfield (3).
- Posted three six-game hitting streaks, April 12-24, July 1-7 and Aug. 21-26.
- Best month came in August (.344, 32/93, 5 HR, 15 RBI)...With Elsinore, batted .355 (43/121) on road opposed to .289 (35/121) at home and .356 (68/191) vs. right-handers compared to .196 (10/50) against left-handers.

## Career Highlights:

- In 1998, spent season at single-A **Lake Elsinore**, establishing career highs in several offensive categories and selected to represent club on California League All-Star Team.
- Led Storm in total bases (196)...Ranked second on club in doubles (31) and third in hits (115), home runs (15) and RBI (66).
- Posted 34 multi-hit efforts, including four 4-hit games, four 3-hit efforts and 26 two-hit games.
- Notched back-to-back four-hit games, July 24-25 at Lancaster, during stretch of batting .636 (14/22) with five doubles, three home runs and nine RBI in five games from July 24-28.
- Posted season-high four RBI, Aug. 1 vs. Modesto, Aug. 4 vs. Bakersfield and Aug. 29 at Rancho Cucamonga.
- Best months came in June, batting .338 (26/77) with three home runs and nine RBI, and July (.311, 8 HR, 23 RBI)...Named Storm Player of Month for July.
- Batted .337 (67/199) with 11 home runs and 39 RBI on road opposed to .250 (48/192) with four home runs and 27 RBI at home.
- Batted .322 (56/174) with runners on base and .321 (18/56) with runners in scoring position and two outs.
- Posted .150 average (3/20) with one home run and two RBI during Storm's post-season.
- In 1997, spent first professional season with **Boise** of Northwest League, leading club in triples (2) home runs (13) and RBI (64) on way to division championship.
- Home runs and RBI totals ranked second in Northwest League and .544 slugging pct. was fifth best in league.
- .324 (88/272) season average stands as professional best.
- Named to Pioneer League All-Star Team.

## Personal/Misc.:

- Jason Michael Dewey.
- Attended Indian River Community College (FL)
- Graduated Brandon H.S. (FL).
- Signed by Angels' scout Tom Kotchman.

## Dewey's Lifetime Playing Record

Year	Club	AVG	G	AB	R	H	2B	3B	HR	RBI	BB	SO	SB
1997	—Boise	.324	68	272	55	88	17	2	13	64	41	70	5
1998	—Lake Elsinore	.294	111	391	64	115	30	3	16	66	66	118	8
1999	—Erie	.223	40	139	17	31	7	0	4	14	17	50	0
	—Lake Elsinore	.322	66	242	48	78	23	0	10	31	30	62	0

## Jason Dickson

# 19

**Bats:** Left    **Throws:** Right    **Ht.:** 6-0    **Wt.:** 195  
**Opening Day Age:** 27    **Born:** March 30, 1973  
**Birthplace:** London, Ontario  
**Resides:** Chatham, New Brunswick  
**Acquired:** Selected in 6th round of June, 1994 free agent draft  
**Signed Thru:** 2000  
**Major League Service:** 3 yrs., 28 days.



## Right-handed Pitcher

## 1999 Season:

- Missed entire season due to surgery to repair torn labrum in right shoulder...Surgery was performed March 25 by Angels' Medical Director, Dr. Lewis Yocum, at UCI Medical Center in Orange, CA.
- Placed on 15-day disabled list, April 4, and transferred to 60-day D.L., July 7.

## Career Highlights:

- In 1998, completed second season with **Angels**, compiling 10-10 record and 6.05 ERA (122 IP - 82 ER) in 27 games (18 starts)...Allowed 147 hits (17 home runs), walked 41 and struck out 61...Career-high 10 losses led all Angels' pitchers.
- Won career-best seven straight decisions, May 16-June 21 (eight games, five starts), posting 3.83 ERA (42.1 IP - 18 ER)...Streak was longest for Angels and fifth-best in A.L.... Surpassed previous personal best (4), set April 3-25, 1997 (five starts).
- Optioned to triple-A **Vancouver**, Aug. 11, when Angels acquired Mike Fetters...Recalled by Anaheim, Sept. 1.
- As starter, was 7-10 with 7.11 ERA (101.1 IP - 80 ER) in 18 games...Allowed 137 hits, walked 39 and struck out 51...All 17 home runs allowed came as starter.
- As reliever, compiled 3-0 mark with 0.87 ERA (20.2 IP - 2 ER) in nine games...ERA ranked first among Angels' relievers...Allowed 10 hits (no home runs) walked two and struck out 10.
- Is 4-0 with 0.67 ERA (27 IP, 14 H, 2 R, 2 ER, 6 BB, 11 SO, 1 HB) in 10 career relief appearances...Only runs allowed in his career as reliever came May 24 vs. Minnesota (1.1 IP, 3 H, 2 R, 2 ER, 1 BB, 1 SO).
- First win of 1998 (6-5, April 28 at Baltimore) snapped seven-game losing streak and marked first win in 10 starts (since Aug. 23, 1997 vs. Boston).

- Among A.L. leaders, tied for sixth in sacrifice flies allowed (nine).
- Posted .950 fielding average, committing one error in 20 total chances...Base stealers were successful in 7 of 12 attempts.
- In 1997, completed rookie season with **Anaheim**, posting 13-9 record, two complete games, one shutout and 4.29 ERA (203.2 IP - 97 ER) in 33 appearances (32 starts).
- Led club in wins (tied w/Chuck Finley), shutouts (tied w/Finley) and innings pitched...Marked third rookie in Angels' history to lead club in wins (Ricky Clark - 12 in 1967 & Ken McBride - 12 in 1961).
- Established career strikeout high of eight on two occasions, June 15 vs. San Francisco (7 IP) and Sept. 13 vs. Kansas City (6.2 IP).
- On Angels' All-Time Rookie Season list, ranked fourth in wins and tied for fourth in starts...Wins total was one shy of club best set by Frank Tanana (1974), Marcelino Lopez (1965) and Dean Chance (1962).
- Finished third in A.L. Rookie of the Year balloting with 27 points (six 2nd & nine 3rd place votes), behind Boston's Nomar Garciaparra (140 pts.) and Seattle-Toronto's Jose Cruz, Jr. (61 pts.).
- Named to Topps (RHP), The *Sporting News* (A.L. Rookie Pitcher of the Year) and *Baseball Digest* All-Rookie teams.
- Among A.L. leaders, ranked tied for ninth in shutouts, ninth in hits allowed (236) and tied for third in home runs allowed (32)...Also ranked tied for ninth in GDPs induced (20), second in stolen base percentage allowed (41.7%; 5/12), fifth in SBs attempted per baserunner (12/223) and sixth in batting average allowed with runners in scoring position (.234).
- Named as club's representative to 1997 Major League Baseball All-Star Game at Cleveland (July 8)...Did not appear in contest, won by American League, 3-1...Became Angels' first rookie selected to All-Star game since Wally Joyner in 1986 (Joyner was voted in as starter by fans that season)...Also became first Angels' rookie pitcher named to All-Star squad since Mark Clear in 1979...Other Angels rookies to be selected to Major League Baseball All-Star game in club history are infielder Dave Chalk in 1974 and right-handed pitcher Ken McBride in 1961.
- Registered first career shutout in first start of season, April 3 vs. Boston...Marked first by Angels against Boston since Aug. 20, 1992 at Fenway Park (2-0 score) and first at home since Aug. 24, 1991 (1-0 score)...Complete game shutout was first by Angel against Boston since June 4, 1991 in Anaheim (Chuck Finley; 3-0 score)...It also marked first CG shutout by Angel in month of April since April 19, 1991 vs. Minnesota (Chuck Finley; 2-0 score).
- Other complete game came April 20 at Kansas City (11-1 win; 9 IP, 3 H, 1 R, 1 ER, 1 HR, 7 SO)...Marked low-hit game of career.
- Made first relief appearance of major league career, Aug. 19 vs. New York, earning victory (6.1 IP, 4 H, 4 BB, 1 SO).
- Won first four decisions (five starts), April 3-25, posting 2.78 ERA (35.2 IP - 11 ER)...Marked longest win streak of season...Longest losing streak of campaign was four games, coming in last five starts of season, Aug. 28-Sept. 25...Streak equalled longest by Angel in 1997 (Dennis Springer).
- Was 0-for-2 as batter, Aug. 28 at San Diego.
- Recipient of Fred Haney Memorial Award for outstanding rookie during 1997 spring training.
- In 1996, had contract selected by **California**, Aug. 21.
- Finished 1-4 with 4.57 ERA (43.1 IP - 22 ER) in seven starts with Angels.
- Made major league debut, Aug. 21 at New York (6.1 IP, 10 H, 1 R, 1 ER, 1 HR, 2 BB, 1 SO), recording 7-1 victory...Derek Jeter hit first pitch of game for home run.
- Became first Angel to win major league debut as starter since Scott Lewis (Sept. 25, 1990 vs. Texas).
- Committed one error in nine total chances (.889).

## Minor League Career:

- In 1998, was optioned to triple-A **Vancouver**, Aug. 11, when Angels acquired Mike Fetters...Posted 2-1 record and 1.78 ERA (25.1 IP, 26 H, 5 R, 5 ER, 2 HR, 1 HB, 4 BB, 18 SO, 1 BK) in four starts at Vancouver...Recalled by Anaheim, Sept. 1.
- In 1996, began third professional season at double-A **Midland**.
- Finished 5-2 with three complete games, one shutout and 3.58 ERA (55.1 IP-22 ER) in eight starts...Walked 10 batters and struck out 40...Allowed three home runs in 55.1 innings.
- Posted shutout in first start of season, April 6 vs. San Antonio (2nd game; 7 IP, 5 H, 7 SO).
- Had contract transferred to triple-A **Vancouver**, May 16...Finished 7-11 with seven complete games and 3.80 ERA (130.1 IP-55 ER) in 18 starts with Canadians.
- Led PCL in complete games...Ranked seventh in league in ERA and tied for fourth in losses.
- Led club in losses, complete games, innings pitched and balks (4).
- Made triple-A debut, May 17 vs. Albuquerque, in complete game victory (9 IP, 4 H, 2 R, 2 ER, 1 HR, 1 BB, 5 SO, 1 BK).
- In 1995, began second professional season at single-A **Cedar Rapids**...Posted 14-6 record with 2.86 ERA (173 IP - 55 ER) and nine complete games in 25 contests.
- Led **Kernels**' staff in most pitching categories including wins, ERA, complete games, innings pitched and strikeouts (134).
- Led Midwest League in complete games, tied for second in wins, third in innings pitched, fifth in strikeouts, tied for fifth in shutouts (1) and sixth in ERA.
- Earned Midwest League "Pitcher of the Week," June 18-25 and July 24-30.
- Appeared in one post-season game for **Kernels**, posting 1-0 record with 2.25 ERA (8 IP - 2 ER) while striking out seven.
- In 1994, began first professional season with single-A **Boise** of Northwest League...Recorded 3-1 mark with 3.86 ERA (44.1 IP - 19 ER) in nine games (seven starts).
- Appeared in one post-season contest (5 IP, 3 H, 1 R, 1 ER, 1 HR, 1 HB, 1 BB, 3 SO) for Northwest League Champion **Boise Hawks**.

## Personal/Misc.:

- Jason Royce Dickson.
- Graduated James M. Hill High School (Canada) in 1991.
- Attended Northeastern Oklahoma A&M.
- Signed by Angels' scout Steve Bowden.

## Dickson's Lifetime Pitching Record

Year	Club	W-L	ERA	G	GS	CG	SHO	SV	IP	H	R	ER	BB	SO	
1994	— Boise	3-1	3.88	9	7	0	0	1	44.1	40	22	19	18	37	
1995	— Cedar Rapids	14-6	2.86	25	25	9*	1	0	173	151	71	55	45	134	
1996	— Midland	5-2	3.58	8	8	3	1	0	55.1	55	27	22	10	40	
	— Vancouver	7-11	3.80	18	18	7*	0	0	130.1	134	73	55	40	70	
	— California	1-4	4.57	7	7	0	0	0	43.1	52	22	22	18	20	
1997	— Anaheim	13-9	4.29	33	32	2	1	0	203.2	236	111	97	56	115	
1998	— Anaheim	10-10	6.05	27	18	0	0	0	122	147	89	82	41	61	
	— Vancouver	2-1	1.78	4	4	0	0	0	25.1	26	5	5	4	18	
1999	—	Did Not Play - Injured													
<b>Major Totals</b>		<b>24-23</b>	<b>4.90</b>	<b>67</b>	<b>57</b>	<b>2</b>	<b>2</b>	<b>0</b>	<b>369</b>	<b>435</b>	<b>222</b>	<b>201</b>	<b>115</b>	<b>196</b>	

HRs Allowed: 1996-6; 1997-32; 1998-17; 1999-0. Total: 55.

Disabling Injuries: 1999 — Torn labrum right shoulder, March 25 through remainder of season.

## Career

	W-L	ERA	IP	ER	SO	SV		W-L	ERA	IP	ER	SO	SV	
Arizona	1-0	6.75	6.2	5	3	0	Home	11-15	5.44	195.1	118	113	0	
Baltimore	3-1	2.20	28.2	7	10	0	Away	13-8	4.30	174	83	83	0	
Boston	2-3	3.60	40	16	28	0	Pre-ASG	16-10	4.50	198	99	104	0	
Chicago	0-3	14.04	16.2	26	6	0	Post-ASG	8-13	5.37	171	102	92	0	
Cleveland	0-2	7.56	16.2	14	7	0	in April	5-4	4.85	59	32	34	0	
Colorado	1-1	4.22	10.2	5	4	0	May	5-2	4.70	61	32	27	0	
Detroit	2-0	5.79	18.2	12	5	0	June	6-3	3.68	66	27	37	0	
Kansas City	2-1	2.20	28.2	7	17	0	July	3-3	5.43	65	39	38	0	
Los Angeles	0-0	1.50	6	1	5	0	Aug.	4-6	6.71	55	41	28	0	
Minnesota	2-1	2.86	28.1	9	20	0	Sept.-Oct.	1-5	4.31	63	30	32	0	
New York	3-2	5.91	32	21	17	0								
Oakland	3-1	3.91	23	10	16	0								
San Diego	0-2	10.61	9.1	11	6	0								
San Francisco	0-2	7.30	12.1	10	9	0								
Seattle	2-1	5.02	28.2	16	13	0								
Tampa Bay	0-1	10.39	4.1	5	2	0								
Texas	2-2	3.78	33.1	14	19	0								
Toronto	0-0	3.38	13.1	5	6	0								
SO High — NA														Lifetime — 7 games (1998)

## All-Star Game Record

Year	Club, Site	W-L	ERA	G	GS	CG	SHO	SV	IP	H	R	ER	BB	SO
1997	— Ana., Cle.													

(Selected, did not appear)

## Major League Hitting Totals

AVG	AB	H	HR	RBI
.000	6	0	0	0

## Career Fielding

POS	PCT	G	PO	A	E	TC	DP
P	.932	67	20	35	4	59	1

## Dickson's Bests

Season	Game
W 13 — 1997	Low-Hit 3 — at K.C.; 4-20-97
ERA 4.29 — 1997	SO 8 — vs. K.C.; 9-13-97 & vs. S.F.; 6-15-97
IP 203.2 — 1997	IP 9 — at K.C., 4-20-97, vs. Bos.; 4-3-97 & at Tex., 9-27-96
SO 115 — 1997	

# Gary DiSarcina

# 9



**Bats:** Right    **Throws:** Right    **Ht.:** 6-2    **Wt.:** 195  
**Opening Day Age:** 32    **Born:** Nov. 19, 1967  
**Birthplace:** Malden, MA  
**Resides:** East Sandwich, MA  
**Married:** Janee Santacroce, Nov. 14, 1992  
**Children:** Carlee, Gary, Jr.  
**Acquired:** Selected in 6th round June, 1988 free agent draft  
**Signed Thru:** 2000  
**Major League Service:** 8 yrs., 94 days.

## I n f i e l d e r

### 1999 Season:

- Began eighth full season with **Angels** and 12th professional season in organization.
- Batted .229 (22/271) with 32 runs scored, seven doubles, one triple, one home run, 29 RBI, 15 walks and two stolen bases in 81 games...Average is lowest of career.
- Placed on disabled list March 24 due to broken left forearm...Injury occurred when struck by bat entering batting cage, Feb. 21 in Tempe, AZ...Angels' coach George Hendrick inadvertently struck DiSarcina's left arm while hitting ground balls outside batting cage...Underwent surgery, April 1, to have plate screwed into broken distal ulna bone which was not healing properly...Activated from D.L., June 22...Marked third stint on D.L. in career (1993 & 1995).
- Rehabilitation assignment included stints at single-A **Lake Elsinore** and double-A **Erie**...In four games at Lake Elsinore, batted .083 (1/12) with one walk...In five games at Erie, batted .300 (6/20) with one run scored and two RBI.
- Missed six games (Aug. 22-25 & Oct. 2-3) due to sore right shoulder.
- Led club in sacrifice hits (tied for ninth in A.L.).
- Played in 1000th career game, June 29 vs. Texas, becoming only the fifth player in Angels' history to accomplish feat (1 - Brian Downing, 1,661; 2 - Jim Fregosi, 1,429; 3 - Bobby Grich, 1,222; 4 - Dick Schofield, 1,086).
- On Angels' all-time list, ranks fifth in games (1,074), fourth in at-bats (3,706), 10th in runs scored (438), seventh in hits (951), fourth in doubles (184) and tied for 10th in triples (20).
- Hit safely in 46 games, posting 14 multiple-hit games (two 3-hit) and collecting an RBI in 20 contests (eight 2-RBI).
- Longest hitting streak was four games (four times).
- Finished 0-for-5 with three strikeouts, July 25 at Baltimore, equalling most strikeouts in game in career (Aug. 27, 1996 vs. Boston; 0/4).
- Totaled six clutch RBI, five which tied the score.
- Posted lone home run (2-run off Jeff Sparks, 6th inn.), Sept. 21 vs. Tampa Bay...Marked first home run since June 24, 1998 at Los Angeles (Darren Dreifort).
- Hit .215 (32/149) at home and .246 (30/122) on road.
- Average was better with runners on base (.242; 31/128) than with bases empty (.217; 31/143).
- Hit .291 (16/55) with none on/out, .309 (21/68) with runners in scoring position, .400 (10/25) with 14 RBI with runner on third base and .600 (3/5) with seven RBI with bases loaded...Average was .190 (8/42) in close & late situations.
- Batted .257 (53/206) in ninth position and .138 (9/65) in second and eighth slots combined.
- Hit .304 (14/46) when putting first pitch in play and .130 (12/92) with two strikes in count.
- Posted .300-or-better average against five opponents, including .423 (11/26) against Oakland.
- Posted .963 fielding percentage (15/402) in 81 starts at shortstop...15 errors ranked tied for seventh most among shortstops in A.L....Committed career-high three errors, Aug. 21 vs. Detroit, the most by Angels' player since Spike Owen made three miscues, Aug. 5, 1995 vs. Texas.
- Has played in 1,057 games at shortstop in career, ranking third-most in Angels' history.

### Career Highlights:

- In **1998**, played seventh full season with **Angels** and 11th professional season in organization.
- Named recipient of 1998 Owner's Trophy (Team MVP as voted on by teammates)...Became third shortstop to be honored in club history, joining Jim Fregosi (1963, 1969 & 1970) and Rick Burleson (1981).
- Batted .287 (158/551) with 73 runs scored, 39 doubles, three triples, three home runs, 56 RBI, 21 walks and 11 stolen bases in 157 games.
- Set career bests in games played (tied - 1992), at-bats, hits, doubles, RBI, walks (21-tied in 1996 and stolen bases)...Led club in sacrifice hits (12-tied for fifth in A.L.).
- Ranked first in A.L. in double plays by shortstop (103), fifth in fielding percentage by shortstop (.980), eighth in errors by shortstop (14), fifth in hardest to strikeout (11.7) and fifth in extra bases taken as runner (.62).
- 39 doubles ranked tied for fifth on Angels' single season list.
- Posted 5-for-5 (3 R, 2 2B, 2 RBI, 1 SB) performance, Sept. 24 at Oakland, equalling career-high for hits in a game...Marked 36th time an Angel collected five-or-more hits in a game...Became first Angel in club history to post two 5-for-5 games and fourth to collect five hits in a game twice (Lee Thomas, Rod Carew & Luis Polonia)...Other 5-for-5 game

- came June 13 at Texas (2 2B, 3B, 4 RBI)...Was first major league player with two five-hit games in same season since Kenny Lofton (3 in 1997) and first player with two 5-for-5 performances in same season since Fred McGriff (1996).
- Was 5-for-5 with run scored, two doubles, triple and four RBI, June 13 at Texas...Marked career-best in hits and equalled personal high in RBI (May 4, 1997 vs. Seattle).
  - Scored 400th career run, Sept. 9 vs. Minnesota (3rd inn.).
  - Hit safely in season-best nine straight games (.324; 11/34), June 28-July 10.
  - Missed four games, April 7-11, due to deep bone bruise of left wrist...Injury occurred April 6 vs. Boston, diving into third base photo well in attempt to catch foul pop up.
  - Posted .980 fielding percentage (14/704) in 157 games (155 starts) at shortstop, fifth best in A.L.
  - In 1997, began sixth full season with **Angels** and 10th professional season in organization.
  - Batted .246 (135/549) with 52 runs scored, 28 doubles, two triples, four home runs and 47 RBI in 154 games.
  - Led club with eight sacrifice hits.
  - Tied club record for doubles in game with three, May 13 vs. Chicago...Record was previously set by Devon White, May 6, 1990 vs. New York...Three extra-base hits in game equalled high by Angel in 1997 (Todd Greene & Dave Hollins).
  - Among A.L. leaders, ranked second in hardest to strikeout (20.1) and tied for 10th in sac-bunts.
  - Home run April 4 vs. Cleveland was career hit No. 600.
  - Longest hitting streak was seven games, Sept. 18-27 (.400; 12/30)...Posted solo home run off Seattle's Randy Johnson during streak.
  - Four RBI May 21 vs. Seattle equalled career high.
  - Posted .977 (15/663) fielding average, ranking sixth in A.L., playing club high 153 games (150 starts) at shortstop...Committed two errors in game, June 25 at Texas, for third time in career (June 17, 1996 vs. Chicago & Sept. 19, 1991 at Texas).
  - Underwent arthroscopic surgery on right elbow, Sept. 30.
  - In 1996, began fifth full season with **Angels** and ninth professional season in organization.
  - Batted .256 (137/536) with 62 runs scored, 26 doubles, five home runs and 48 RBI in 150 games.
  - Set career bests in walks (21-tied in 1998)...Equalled career best in home runs (1995).
  - Led club in triples (4), sacrifice hits (16) and errors (20).
  - Among A.L. leaders, ranked tied for third in sac-hits and fifth in hardest to strikeout (16%).
  - 16 sac-hits ranks tied for sixth on Angels' single season list.
  - Notched 500th career hit, June 13 vs. Toronto (single).
  - Tied career-best 12-game hit streak, June 17-28 (.404; 19/47).
  - Hit three-run home run off Graeme Lloyd with two outs in ninth inning, July 25 vs. Milwaukee, to lift Angels to 5-4 victory.
  - Collected two hits in third inning (single and home run), June 1 vs. Baltimore, tying club record.
  - Agreed to terms on four-year contract (one-year club option), June 19, keeping him in Angels' uniform until year 2000.
  - In 1995, despite missing 43 games due to injury, recorded .307 (111/362) average with five home runs, establishing career-best in both categories, and 41 RBI.
  - Tore ulna ligament in left thumb sliding into second base breaking up double play in seventh inning during Aug. 3 contest vs. Seattle.
  - Placed on 15-day disabled list, Aug. 4, and underwent surgery, Aug. 8, in procedure performed by Dr. Norman Zemel of Kerlan-Jobe at Centinela Hospital in Inglewood, CA.
  - Activated from DL, Sept. 17...Club was 16-27 during absence.
  - Committed five errors in 88 games prior to injury...Following injury, Angels started four different players (Spike Owen, Rod Correia, Damion Easley and Dick Schofield) in his absence...Shortstop by committee was charged with eight fielding miscues, each committing at least one error except Schofield.
  - Did not commit error in 54 consecutive games, May 31-Aug. 2, longest streak by shortstops during campaign...Was longest streak since Oakland's Mike Bordick had 59-game run in '93, while major league record is 95 by Cal Ripken in 1990 (April 14-July 27).
  - Registered .986 fielding percentage, second to Ripken's .989 among league leaders...Appeared in 98 games at shortstop, falling two contests shy of establishing club mark for fielding percentage (100 games required) by shortstop.
  - Six triples tied for eighth-best in circuit...Batted .263 (31/118) with two strikes in count, ranking seventh among league leaders.
  - Connected for fifth HR of season, July 16 at Detroit off David Wells, establishing career-high.
  - Selected to 1995 A.L. All-Star team for first time in career...Marked first Angels' shortstop named since Rick Burleson in 1981...Entered contest at The Ballpark in Arlington as pinch-runner for Cal Ripken in seventh inning...Remained in game at shortstop and flew out to right field in lone at-bat.
  - In 1994, batted .260 (101/389) marking highest average in five previous seasons with **Angels**.
  - Among league leaders defensively for shortstops, ranking first in total chances (526), assists (358) and tied for first in double plays (71)...Ranked second in fielding percentage (.983) and putouts (159).
  - Ranked second on club and tied for eighth in league in games (112).
  - Owned 12-game hit streak, longest of club's campaign, batting .452 (19/42) between May 8-20, a career best.
  - In 1993, enjoyed solid second full campaign before broken thumb ended season, Aug. 26.
  - Hit by Ben McDonald fastball in Oriole Park at Camden Yards...Hit on second knuckle of right thumb by 2-2 fastball in fourth inning...Area swelled, though he stayed in game an additional inning...Turned double play in bottom half of inning.
  - Had three pins placed in thumb during surgery, Aug. 31 by Dr. Norman Zemel, Orthopedic Hand Specialist at Kerlan-Jobe Clinic in Inglewood, CA.

- Injury ended streak of 211 consecutive games played, fifth longest in club annals behind Sandy Alomar (648 - May 16, 1969-May 21, 1973), Don Baylor (292 - June 14, 1978-May 9, 1980) and Jim Fregosi (275 - Aug. 11, 1965-June 16, 1967 & 214, Aug. 6, 1968-Sept. 30, 1969).
- Homered Opening Day against Milwaukee's Bill Wegman in second at-bat of season.
- In **1992**, completed first full season in major leagues, replacing eight-year Angels' veteran Dick Schofield at short.
- Finished campaign with .247 average, highest by an Angels' shortstop (100-or-more games) since Schofield in 1987 (.251; 134 games)...Hits (128) ranked second on club (Luis Polonia - 165) and most by an Angels' shortstop since Jim Fregosi in 1970 (167).
- At-bats total (518) ranked fifth highest by Angels' rookie in franchise history.
- Led Angels in games played (157) and hit by a pitch (7)...Marked first time shortstop has led club in games since Rick Burleson in 1981 (109) and most games at that position since Fregosi in 1969 (160)...At same time, total was most by rookie shortstop in club history, surpassing Schofield (140 in 1984) and third highest total by a club rookie overall.
- Hit batsman total ranked tied for second on Angels' all-time rookie list (Ron Jackson - 1976 & Dave Chalk - 1974).
- Led Angels and A.L. shortstops (tied with Cleveland's Mark Lewis) in errors with 25 (15 fielding, 10 throwing & 14-of-25 at home)...Total was most in season by an Angel since Schofield's 25 in 1985.
- Also led A.L. shortstops in assists (486) and total chances (761)...Baltimore's Cal Ripken was lone shortstop to total more games, putouts and double plays.
- Collected first major league home run (2-run), June 3 vs. Baltimore (Bob Milacki)...HR was first by a California shortstop since June 9, 1990 (Schofield).
- Collected career-best four-RBI, Aug. 4 in Kansas City (1st game).
- Began season with uniform No. 11 and changed to No. 33, Aug. 19, in honor of Boston Celtics great, Larry Bird, who retired from NBA previous day.
- In **1991**, was recalled from Edmonton Sept. 6 and appeared in 18 games with **California**, recording .211 average.
- Collected first major league RBI Sept. 17 in Texas, a run-scoring single.
- In **1990**, made first spring training appearance as member of 40-man roster.
- Recalled from Edmonton, May 21, and appeared in 15 games before being optioned, June 11.
- Was recalled again Sept. 15 following PCL playoffs...Played in three contests remainder of season.
- First major league at-bat was May 21 at Cleveland...Entered game as pinch-hitter, flying out in initial AB...Remained in game as shortstop, finishing 0-for-2.
- Collected first M.L. hit, May 24 vs. Toronto, a single off Frank Wills.
- In **1989**, had contract purchased by **Angels**, Sept. 12.
- Appeared in two games at short (Sept. 23) and pinch-ran (Oct. 1).

## Minor League Career:

- In **1991**, was named "Trapper of the Year" at triple-A **Edmonton**.
- PCL's top fielding shortstop with .967 percentage (629 total chances, 21 errors)...Led shortstops with 99 double-plays and 419 assists...Was second with 629 total chances, 117 games and 189 putouts.
- Registered personal-best .310 average, 58 RBI, 21 doubles and 16 steals.
- Led team with .355 average (65/183) with runners on base and .345 (39/113) with runners in scoring position.
- In **1990**, spent most of season at triple-A **Edmonton**.
- Finished season batting .212 (70/330) with four home runs and 37 RBI in 97 games.
- Appeared in 96 games at shortstop, committing 24 errors.
- In **1989**, spent first full season of organized baseball with double-A **Midland** of Texas League.
- Compiled .286 average (126/441) with 18 doubles, four home runs and 54 RBI.
- Named shortstop on Texas League All-Star Team.
- Selected California Angels organization "Player of the Month" for June...Hit .365 (35/96) in 25 games with 16 runs scored, five doubles, two triples, two home runs and 17 RBI.
- In **1988**, played at **Bend** (short single-A) of Northwest League.
- Led club in average (.305), games (71), at-bats (295), runs (40), hits (90), total bases (117), triples (5), sacrifice hits (4) and sacrifice flies (4).

## Personal/Misc.:

- Gary Thomas DiSarcina.
- Active in Orange County community...Visited Phoenix House (drug addiction recovery home) and involved in refurbishment of Phoenix House baseball field which was recently dedicated as Gary DiSarcina Field...Also visited and supported Ronald McDonald House, donating \$25 per assist this past season.
- Took part in Rod Carew's "Friends of Kiley" benefit which raised \$30,000 for Anaheim policeman's sick child.
- Graduated Billerica High (MA) in 1985...Also played basketball and football as prep...Member of Billerica High State Champions in baseball (1983).
- High school teammate of Atlanta's Tom Glavine.
- Played American Legion baseball, 1983-85.
- Attended University of Massachusetts.
- Signed by Angels' scout Jon Neiderer.

## DiSarcina's Lifetime Playing Record

Year	Club	AVG	G	AB	R	H	2B	3B	HR	RBI	BB	SO	SB
1988	—Bend	.305	71	295	40	90	11	5	2	39	27	34	7
1989	—Midland	.286	126	441	65	126	18	7	4	54	24	54	11
	California	.000	2	0	0	0	0	0	0	0	0	0	0
1990	—Edmonton	.212	97	330	46	70	12	2	4	37	25	46	5
	California	.140	18	57	8	8	1	1	0	0	3	10	1
1991	—Edmonton	.310	119	390	61	121	21	4	4	58	29	32	16
	California	.211	18	57	5	12	2	0	0	3	3	4	0
1992	—California	.247	157	518	48	128	19	0	3	42	20	50	9
1993	—California	.238	126	416	44	99	20	1	3	45	15	38	5
1994	—California	.260	112	389	53	101	14	2	3	33	18	28	3
1995	—California	.307	99	362	61	111	28	6	5	41	20	25	7
1996	—California	.256	150	536	62	137	26	4	5	48	21	36	2
1997	—Anaheim	.246	154	549	52	135	28	2	4	47	17	29	7
1998	—Anaheim	.287	157	551	73	158	39	3	3	56	21	51	11
1999	—Lake Elsinore	.083	4	12	0	1	0	0	0	0	1	0	0
	Erie	.300	5	20	1	6	0	0	0	2	0	4	0
	Anaheim	.229	81	271	32	62	7	1	1	29	15	32	2
<b>Major Totals</b>		<b>.257</b>	<b>1074</b>	<b>3706</b>	<b>438</b>	<b>951</b>	<b>184</b>	<b>20</b>	<b>27</b>	<b>344</b>	<b>153</b>	<b>303</b>	<b>47</b>

**Disabling Injuries:** 1999— Broken left distal ulna, March 24-June 22.  
 1995— Torn ulna ligament in left thumb, disabled Aug. 4 - Sept. 16.  
 1993— Broken knuckle of right thumb, disabled Aug. 27 - remainder of season.

### 1999

### Career

	AVG	AB	H	HR	RBI	AVG	AB	H	HR	RBI	
Arizona	—	—	—	—	—	.000	10	0	0	0	
Baltimore	—	—	—	—	—	.230	270	62	2	22	
Boston	.348	23	8	0	2	.234	282	66	1	19	
Chicago	.182	22	4	0	3	.215	246	53	1	19	
Cleveland	.059	17	1	0	0	.215	246	53	1	19	
Colorado	.222	9	2	0	1	.286	35	10	0	4	
Detroit	.308	13	4	0	2	.229	245	56	3	22	
Kansas City	.236	22	3	0	0	.250	292	73	1	21	
Los Angeles	.100	10	1	0	1	.206	34	7	1	2	
Minnesota	.182	22	4	0	0	.218	252	55	0	16	
New York	.400	10	4	0	3	.333	267	89	2	37	
Oakland	.423	26	11	0	5	.248	306	76	2	27	
San Diego	.182	11	2	0	1	.128	39	5	0	2	
San Francisco	—	—	—	—	—	.400	20	8	0	1	
Seattle	.214	28	6	0	4	.309	311	96	4	34	
Tampa Bay	.421	19	8	1	7	.309	55	17	1	10	
Texas	.176	17	3	0	0	.269	309	83	2	29	
Toronto	—	—	—	—	—	.282	248	70	4	28	
Home	.215	149	32	1	20	.251	1898	476	12	189	
Away	.237	211	50	1	24	.263	1808	475	15	155	
Pre-ASG	.264	53	14	0	8	.268	2056	552	19	218	
Post-ASG	.220	218	48	1	21	.242	1650	399	8	126	
Vs. RHP	.237	211	50	1	24	.258	2712	701	19	262	
Vs. LHP	.200	60	12	0	5	.252	994	250	8	82	
Pinch-Hit	—	—	—	—	—	.167	6	1	0	0	
In April	—	—	—	—	—	.256	469	120	5	46	
May	—	—	—	—	—	.268	664	178	5	72	
June	.182	22	4	0	1	.274	682	187	8	76	
July	.241	83	20	0	11	.261	744	194	5	66	
Aug.	.171	82	14	0	5	.234	619	145	2	54	
Sept.-Oct.	.286	84	24	1	12	.241	528	127	2	30	
Longest Streak — 4 games, 5 times; last time, June 28-July 10						Lifetime — 12 games (1996 & 1994)					

### All-Star Game Record

Year	Club, Site	AVG	G	AB	R	H	2B	3B	HR	RBI	BB	SO	SB
1995	—Cal., Tex.	.000	1	1	0	0	0	0	0	0	0	0	0

### Career Fielding

POS	PCT	G	PO	A	E	TC	DP
SS	.975	1057	1607	3125	126	4858	659
2B	1.000	10	15	19	0	34	3
3B	1.000	2	2	6	0	8	1

### DiSarcina's Bests

Season	Game
AVG	.307 — 1995
H	158 — 1998
HR	5 — 1996 & 1995
RBI	56 — 1998
SB	11 — 1998
	H 5 — at Oak., 9-24-98
	& at Tex., 6-13-98
	HR 1 — last time: vs. T.B., 9-21-99
	RBI 4 — 4 times; last time: at Oak., 9-24-98
	SB 1 — last time: vs. T.B., 9-22-99

# Trent Durrington 20

Bats: Right Throws: Right Ht.: 5-10 Wt.: 188

Opening Day Age: 24 Born: Aug. 27, 1975

Birthplace: Sydney, Australia

Resides: Broadbeach Waters, Queensland

Acquired: Signed as free agent, April 22, 1994

Signed Thru: 2000

Major League Service: 59 days.



## Infielder

### 1999 Season:

- Began sixth professional season at double-A **Erie**, posting .288 average (114/396) with 84 runs scored, 26 doubles, one triple, three home runs, 34 RBI and 59 stolen bases in 107 games...Stolen bases were second-most in Eastern League.
- Set career highs in average, runs, hits, doubles, stolen bases and walks (52).
- Stole two bases-or-more in 18 games, including a season-high three thefts on July 19 at Altoona...Scored two runs-or-more in 18 games, including a season-high four runs on July 20 at Altoona.
- Hit in 75 of 107 games with 30 multi-hit games...Collected season-best four hits twice, including 4-for-5 (double) with two RBI and three stolen bases, July 18 at Akron and 4-for-4 (two doubles) with one RBI and two stolen bases, May 31 at Binghamton.
- Batted .331 (44/133) vs. left-handers and .266 (70/263) vs. right-handers...Had .304 average (48/158) as leadoff hitter.
- Had contract purchased by **Anaheim**, Aug. 6, compiling .180 average (22/122) with 14 runs scored, two doubles, two RBI and four stolen bases (in seven attempts) in 43 games.
- Became seventh Australian to appear in major leagues and second to play with Angels (Craig Shipley, 1998).
- Made first major league start at second base and singled to right in first major league at-bat, Aug. 6 vs. Boston, finishing 1-for-4.
- Posted first extra-base hit (double) and multiple-hit game (2), Aug. 14 at Detroit.
- Collected first three-hit game of career, Aug. 15 at Detroit (3/5, 1 R, 1 SB, 1 CS).
- Registered first RBI of career with double in fourth inning, Sept. 7 vs. Chicago...Went 97 plate appearances without RBI for longest span to open a career since Mike Felder of Brewers went 98 plate appearances (Sept. 1985 - April 1986).
- Batted .231 (9/39) vs. left-handers and .157 (13/83) vs. right-handers.
- Posted at least one hit in 17 of 43 games and at least one RBI in two games...Had three infield hits...Concluded season with 0-for-21 slump (10 games).
- Posted one clutch game-tying RBI, Sept. 14 at Kansas City.
- Equalled team-high with two stolen bases in game (along with Jim Edmonds and Jeff Huson), Aug. 19 at Chicago.
- Started 36 games at second base, posting .966 fielding percentage (6/177) in 41 games (36 starts)...Collected 73 putouts and 98 assists...Took part in 19 double plays.

### Minor League Career:

- In 1998, spent fifth professional season at double-A **Midland**, posting .225 average (79/351) in 112 games...Ranked second on club with 24 stolen bases.
- Played six different positions for Angels (2B, 3B, SS, LF, CF, RF).
- In 1997, played fourth professional season at single-A **Lake Elsinore**, registering .247 average (101/409) with 21 doubles, three triples, three home runs and 36 RBI...Games played, at-bats and RBI totals are career-highs.
- Led Storm with 17 sacrifice hits and ranked second in stolen bases (52), hit by pitch (11) and walks (51).
- In 1996, split season between single-A **Boise** and single-A **Cedar Rapids**...Posted .279 average (43/154) in 40 games at Boise...Led Northwest League with 24 stolen bases.
- Promoted to Cedar Rapids, Aug. 1, hitting .250 (19/76) in 25 games.
- In 1995, spent second professional season at single-A **Boise**, posting .171 average (24/140) in 50 games.
- In 1994, began professional career with **Mesa Angels** (rookie), hitting .269 (14/52) in 16 games.

### Personal/Misc.:

- Trent John Durrington.
- According to Elias Sports Bureau, is first major leaguer ever with first name Trent.
- Avid rugby player as youngster (didn't play baseball until he was 14 years old).
- Graduated from Southport School in 1993.
- Signed by Angels' scout Adrian Meagher.

### Durrington's Lifetime Playing Record

Year	Club	AVG	G	AB	R	H	2B	3B	HR	RBI	BB	SO	SB
1994	Mesa	.269	16	52	13	14	3	0	1	2	11	16	5
1995	Boise	.171	50	140	23	24	4	1	3	18	17	35	2
1996	Boise	.279	40	154	38	43	7	2	0	14	31	32	24
	Cedar Rapids	.250	25	76	12	19	1	0	0	4	33	20	15
1997	Lake Elsinore	.247	123	409	60	101	21	3	3	36	51	90	52
1998	Midland	.225	112	351	62	79	10	1	1	30	50	74	24★
1999	Erie	.288	107	396	84	114	26	1	3	34	52	66	59
	Anaheim	.180	43	122	14	22	2	0	0	2	9	28	4

## 1999 & Career

	AVG	AB	H	HR	RBI
Baltimore	.000	7	0	0	0
Boston	.333	18	6	0	0
Chicago	.100	20	2	0	1
Cleveland	.235	17	4	0	0
Detroit	.348	23	8	0	0
Kansas City	.333	3	1	0	1
Minnesota	.000	3	0	0	0
New York	.111	9	1	0	0
Seattle	.000	4	0	0	0
Texas	.000	6	0	0	0
Toronto	.000	8	0	0	0
Tampa Bay	.000	4	0	0	0
Longest Streak — 7 games, Aug. 6-15					

	AVG	AB	H	HR	RBI
Home	.151	73	11	0	1
Away	.224	49	11	0	1
Pre-ASG	—	—	—	—	—
Post-ASG	.180	122	22	0	2
Vs. RHP	.157	83	13	0	0
Vs. LHP	.231	39	9	0	2
In April	—	—	—	—	—
May	—	—	—	—	—
June	—	—	—	—	—
July	—	—	—	—	—
August	.221	77	17	0	0
Sept.-Oct.	.111	45	5	0	2
Lifetime — 7 games (1999)					

## Career Fielding

POS	PCT	G	PO	A	E	TC	DP
2B	.966	41	73	98	6	177	19

## Durrington's Bests

Season	Game
AVG .180 — 1999	H 3 — at Det., 8-15-99
H 22 — 1999	RBI 1 — 2 times, last time at K.C., 9-14-99
RBI 2 — 1999	SB 2 — at Chi., 8-19-99
SB 4 — 1999	

# Jim Edmonds

# 25

**Bats:** Left    **Throws:** Left    **Ht.:** 6-1    **Wt.:** 212

**Opening Day Age:** 29

**Born:** June 27, 1970

**Birthplace:** Fullerton, CA

**Resides:** Orange, CA

**Children:** Lauren, Hayley

**Acquired:** Selected in 7th round June, 1988 free agent draft

**Signed Thru:** 2000

**Major League Service:** 6 yrs., 27 days.



## Outfielder

## 1999 Season:

- Began sixth full season with **Angels** on disabled list...Placed on 15-day D.L., April 4 (retro to March 30), with strained right groin and irritated right shoulder...Underwent arthroscopic surgery to repair tom labrum and tighten capsule in shoulder, April 22...Transferred to 60-day D.L., June 16.
- Appeared in five rehab games at single-A **Lake Elsinore**...Posted .421 batting average (8/19) with four runs scored, two doubles and three RBI...Recalled from rehab and activated from 60-day disabled list, Aug. 2.
- Batted .250 (51/204) with 34 runs scored, 17 doubles, two triples, five home runs, 23 RBI, 28 walks and five stolen bases in 55 games...Average was lowest in major league career.
- On Angels' all-time list, ranks seventh in average (.290), eighth in runs scored (368), ninth in total bases (1,316), eighth in doubles (161), eighth in home runs (121), tied for seventh in extra-base hits (294) and ninth in runs batted in (408).
- Tied club record two hits in inning, Oct. 2 vs. Texas (7th inn.).
- Equalled career-high four hits, Aug. 30 at Boston...Also tied career-high four hits and established career-high two stolen bases, Aug. 5 vs. Boston.
- Posted 32 games with hit, including 13 multiple-hit contests (two 3-hit & two 4-hit), and 18 games with RBI, including four multiple-RBI contests (one 3-RBI)...Totaled six clutch RBI, four which put Angels in lead.
- Longest hitting streak was five games, Aug 16-20 (.300; 6/20).
- Batted .200 (7/25) with 10 RBI with runners in scoring position and .313 (5/16) with seven RBI with runner on third.
- Hit .277 (39/141) against right-handers and .190 (12/63) against left-handers...All five home runs came against RHP.
- Batted .256 (30/117) at home and .241 (21/87) on road.
- Batted .252 (32/127) with none on, yet .214 (12/56) with none on /out.
- Average was .283 (28/99) in Aug. and .219 (23/105) remainder of season.
- Hit .094 (3/32) with one RBI in close & late situations.
- Batted .364 (8/22) when putting first pitch in play and .191 (21/110) with two strikes in count.
- Average was better than .300 against three opponents (Boston, Toronto & Tampa Bay).
- Majority of at-bats came in second position of batting order, batting .228 (28/123).
- Posted .992 fielding percentage (1/124) and four assists in outfield...Was involved in one double play...Also started twice at first base (Aug. 25 at Toronto & Aug. 11 vs. Cleveland), posting 1.000 field percentage (20 total chances)...First game marked first start and appearance at position since June 6, 1997 at Seattle...Owns 35 career appearances at first base in major league career.
- Had contract option for 2000 season exercised, Oct. 7.

## Career Highlights:

- In **1998**, began fifth full season with **Angels** and fourth as club's Opening Day center fielder.
- Batted .307 (184/599) with 115 runs scored, 42 doubles, one triple, 25 home runs and 91 RBI in 154 games played.
- Recipient of second consecutive Rawlings Gold Glove Award® (also honored in 1997)...Committed five errors in 407 total chances for .988 fielding percentage in 153 games (150 starts)...Totaled 10 assists and was involved in one double play...Became seventh Angel to win Rawlings Gold Glove Award® multiple times (Mark Langston-5, Bob Boone-4, Bobby Knoop-3, Gary Pettis-2, J.T. Snow-2 & Devon White-2) and the third outfielder (Pettis & White) to accomplish feat.
- Fielding percentage ranked eighth among center fielders in A.L., while errors total ranked tied for second at position.
- Set career bests in average, games, at-bats, hits, doubles and stolen bases (7)...Led club in average, runs scored, hits, total bases (303), doubles, RBI,strikeouts (114) and GDPs (16).
- Among A.L. leaders, ranked tied for eighth in multiple-hit games (54), sixth in runs scored, 10th in hits, sixth in doubles and 10th in slugging percentage off RHP (.564).
- On Angels' single season list, 1998 figures rank ninth in average, tied for fourth in runs scored, tied for sixth in hits, sixth in total bases, tied for first in doubles and tied for fifth in extra-base hits (68).
- Equalled club record for doubles, shared by Doug DeCinces (1982) and Johnny Ray (1988)...Total is most by left-handed batter in club history.
- Tied club record for doubles in game (3), June 13 at Texas.
- Equalled career-best four runs scored, June 13 at Texas and five RBI, May 21 vs. Oakland.
- Equalled career-best four hits, May 21 vs. Oakland and June 13 at Texas.
- Posted 100th career home run, May 21 at Oakland (off Blake Stein).
- Collected first career leadoff home run, Sept. 13 at Baltimore (off Rocky Coppingier).
- Posted two multiple-HR games (May 21 vs. Oakland & Aug. 26 at New York; 2nd game)...Owns eight multiple-home run games in career.
- Homered in consecutive games, May 16-17 and Sept. 17-18.
- Posted season-best 12-game hit streak, June 11-22 (.392; 20/51)...Also posted two 11-game and one 10-game streaks.
- In **1997**, began fourth full season with **Anaheim** and third as club's Opening Day center fielder.
- Batted .291 (146/502) with 82 runs scored, 27 doubles, 26 home runs and 80 RBI in 133 games played...Final appearance of season was 500th career game.
- Recipient of first Rawlings Gold Glove Award®...Committed five errors in 325 total chances for .985 fielding percentage in 115 games (111 starts)...Totaled nine assists and was involved in two double plays...Became first Angel outfielder to win award since Devon White in 1989 and fifth outfielder in club history to be honored (Ken Berry-1972, Rick Miller-1978, Gary Pettis-1985 & 1986 and White-1988 & 1989).
- Made spectacular defensive play in center field, June 10 at Kansas City..."The Catch", diving toward straight away center field with back to home plate, was final out of fifth inning off bat of David Howard (off Jason Dickson).
- Placed on disabled list, Aug. 4 (retroactive to Aug. 1), due to strained lower right rib cage...Was activated, Aug. 16.
- Posted 500th career hit, Aug. 19 vs. New York (double).
- Collected solo HR opening night and had homered in consecutive opening days (grand slam, April 2, 1996 vs. Milwaukee - Ricky Bones).
- Four hits Sept. 19 against Texas equalled career and season best...Other four-hit game in 1997 came June 12 vs. San Diego.
- Four walks (two intentional), April 4 vs. Cleveland, equalled club record previously set by Chad Curtis, May 28, 1993 vs. Baltimore.
- Homered in three straight games played, July 30 & 31-Aug. 16, marking third Angel to do so in 1997 (Greene & Salmon)...Also homered in consecutive games, June 30-July 1 and July 10-11.
- Recorded pair of multiple-HR games, May 18 vs. Milwaukee and Sept. 23 at Seattle.
- Longest hitting streak was 14 games, May 12-26 (.439; 25/57), posting eight multiple-hit games (three 3-hit), six home runs and 15 RBI...Scored run in first 11 games of streak (19 total), two shy of own club record.
- As cleanup hitter, posted .567 slugging percentage, third best in A.L.
- Named American League Player of the Week for period of May 12-18...Batted .481 (13/27) with 11 runs scored, a double, five home runs, 10 RBI and two walks, hitting safely in all seven games...For week, led league in runs scored, hits, home runs, slugging percentage (1.074) and tied for lead in RBI...Posted .516 on-base percentage...Marked third time honored...Worn award twice in 1995, for periods of June 12-18 and July 17-23...Became third Angel and first outfielder to be honored three times in club history (Mike Witt & Wally Joyner).
- On April 25 vs. Detroit, made first start and appearance at first base since July 5, 1994 at Boston...Appeared in 11 games (10 starts) at first base, posting 1.000 fielding percentage (91 total chances)...Made 22 appearances (18 starts) at position in 1994, posting 1.000 fielding percentage (167 TC).
- Underwent arthroscopic surgery to repair torn cartilage in both knees, Oct. 16.
- In **1996**, began third full major league season and second as **Angels'** Opening Day center fielder.
- Batted .304 (131/431) with 73 runs scored, 28 doubles, 27 home runs and 66 RBI in 114 games.
- Placed on 15-day disabled list twice during season, marking first times on D.L. in career.
- Placed on 15-day disabled list, June 4 (retroactive to May 26), due to strained abdomen and groin...Activated from D.L., June 10...Second D.L. stint came June 13 (retroactive June 12), due to sprained medial collateral ligament in right thumb...Made rehab assignment at single-A **Lake Elsinore**, batting .400 (6/15) with four runs scored, two doubles, one home run, and four RBI in five games...Was recalled from rehabilitation and activated from 15-day disabled list, July 18.
- Led club with .571 slugging percentage.
- Four strikeouts, Aug. 24 in Baltimore, equalled club record.

- Hit .189 (23/122) with two home runs vs. left-handed pitching, second lowest average in A.L....HR came May 3 vs. Minnesota (Rich Robertson) and Aug. 23 at Baltimore (David Wells)...Batted .350 (108/309) with 25 home runs vs. RHP.
- Hit in season-best 12-straight games, Aug. 7-19 (.425, 20/47, 4 HR, 9 RBI).
- Four-hit games, May 6 vs. Kansas City and Aug. 16 at Boston, equalled career best.
- Collected first career grand slam, Opening Night (April 2) vs. Milwaukee (Ricky Bones).
- Collected pair of solo home runs, Aug. 8 vs. Minnesota...Multiple-HR game was fourth of career and first time against same pitcher in game (Rick Aguilera).
- Homered in consecutive games twice, April 5-6 & April 22-24.
- Made major league debut as designated hitter, Sept. 8 at Minnesota...Finished 0-for-4 with walk and strikeout.
- Registered first career pinch-hit home run, July 28 vs. Milwaukee (9th inn.; solo off Mike Fetters).
- Was ejected by home plate umpire Dan Morrison in eighth inning, Aug. 6 vs. Minnesota...Marked first ejection of M.L. career.
- Posted .997 fielding percentage, committing one error in 287 total chances...Miscue came July 23 vs. Detroit (throwing)...Percentage ranked tied third best in A.L....Totaled six outfield assists (second on club, Salmon-13).
- Signed four-year contract with one-year club option, April 3.
- In 1995, began second full major league season and first as **California's** Opening Day center fielder.
- Batted .290 (162/558) with 120 runs, 33 HRs and 107 RBI in 141 games.
- Ranked third among league leaders in runs scored; tied for sixth in total bases (299); tied for seventh in RBI and extra base hits and ninth in HRs.
- Slugging percentage (.558) ranked eighth best in league.
- Struck out 130 times, fourth most in circuit.
- Scored more than half the time after reaching base (55%; 120/218), best ratio in league.
- Led Angels in runs scored, tying club mark set by Don Baylor (1979).
- HRs and club-high RBI ranked fifth-most in Angels' history.
- Did not hit first HR until May 15 at Minnesota, 59th at-bat and club's 18th game of season (longest drought of campaign).
- Became 10th Angel to hit 30-or-more HRs.
- Became fourth Angel in club history to connect for 30-or-more HRs, score 100-or-more runs and register 100-or-more RBI in same season...Feat was previously accomplished by Bobby Bonds in 1977 (30 HRs, 103 runs and 115 RBI); Baylor in 1979 (36 HRs, 120 runs and 139 RBI) and Wally Joyner in 1987 (34 HRs, 100 runs and 117 RBI)...Salmon accomplished trio later in season (34 HRs, 111 runs and 105 RBI).
- Owned 23-game hitting streak (June 5-29)...Streak marked second longest in club history at time (now third longest), two shy of Rod Carew's (May 23-July 2, 1982, longest of Carew's career)...Batted .410 (41/100) and matched Colorado's Dante Bichette streak for longest in majors.
- Was 12-for-24 (.500) with five runs scored, double, two HRs and nine RBI which earned A.L. "Player of the Week" honors for June 12-18...Marked first time to receive award and 30th time Angel has been honored in club history.
- Named AL "Player of the Week" for July 17-23 for second time...Batted .483 (14-for-29) with four HRs, 11 RBI and 13 runs scored...Recorded 29 total bases, 1.000 slugging percentage and .529 on-base percentage...Marked 31st time an Angel has been named...Was eighth to be honored multiple times, third to be selected twice in same season and first since J.T. Snow (1993).
- Connected for career-best two HR contests three times (May 23 vs. N.Y.; July 16 at Detroit in 2nd game and July 22 vs. Detroit).
- Tied club record with two hits in first inning, June 29 at Texas.
- Four-hit contests (June 29 at Texas, July 16 in second game of twinbill at Detroit, Aug. 20 vs. New York, and Oct. 1 vs. Oakland) established career best.
- Career-best five RBI came in aforementioned July 16 contest at Detroit.
- Homered in three straight games, Aug. 7-9 (three total), for second time of season and career (July 22-24; four HRs total).
- Scored run in 13 straight games (22 total), July 9-24, establishing club record.
- Fielding error Aug. 11 in Minnesota was lone of season, snapping string of 94 consecutive games without an error.
- Ranked second among outfield league leaders with .998 fielding percentage, trailing Oakland's Stan Javier's 1.000 mark.
- 34 July RBI were most by American Leaguer in any month, second only to Dante Bichette's 35 in same month.
- Selected to 1995 A.L. All-Star team for first time in career...Marked first Angels' center fielder named since Devon White in 1989...Also represented first Angel to be named to team as second-year player since Wally Joyner in rookie season as starter (1986)...Entered contest at The Ballpark in Arlington as pinch-hitter for Kenny Lofton in seventh inning and struck out in lone AB...Remained in contest in center field.
- In 1994, began season on 25-man roster for first time in career...Earned spot on club, hitting .351 (20/57) with five RBI in 25 spring training contests.
- Was only Angels' rookie to spend entire season on major league roster.
- Appeared in 94 games, third most among A.L. rookies in that category.
- Was one of two Angels (Rex Hudler) to start at four different positions (first base and each outfield position).
- Played errorless ball at first base (22 games)...Made first major league appearance at that position, April 14 vs. Toronto and first start, April 20 at Baltimore.
- Committed three errors in 157 outfield chances (.981) and was credited with nine assists, tying teammates Chad Curtis and Tim Salmon as club leaders.
- Collected three outfield assists, July 22 vs. New York, one shy of major league record, accomplished eight times by seven different players...Last player to earn four outfield assists was Sam Langford, May 1, 1928 vs. Cleveland.
- Connected for first M.L. home run, May 11 at Texas (two-run HR in first inning off Rick Helling).

- One of two Angels (Greg Myers) during season to register two hits in same inning (first inning double and triple), July 18 vs. Boston.
- Missed five consecutive contests after being struck on left side of neck by errant throw by Mike Gallego, April 26 at Yankee Stadium...Was removed from game on stretcher and taken to hospital for X-rays.
- In 1993, recalled from **Vancouver** Sept. 7...Made M.L. debut Sept. 9 at Detroit as left fielder...In first M.L. at-bat, struck out swinging against Bill Gullickson and finished 0-for-4...Recorded first outfield career assist by throwing out Tony Phillips at home plate in first inning on first M.L. chance.
- Collected first M.L. hit, a pinch-hit double to right in ninth-inning off Toronto's Duane Ward, Sept. 10 at SkyDome.
- Collected first career RBI in seventh inning off Seattle's Roger Salkeld, Sept. 14 at Kingdome.

## Minor League Career:

- In 1996, made rehab assignment at single-A **Lake Elsinore**, batting .400 (6/15) with four runs scored, two doubles, one home run, and four RBI in five games.
- In 1993, appeared as member of California's 40-man roster in spring training...In eight spring contests, batted .429 (6/14) with three runs...Returned to minor league camp for reassignment, March 19...Optioned to triple-A **Vancouver** same day.
- Spent entire campaign with Canadians, batting .315 (112/356) with 28 doubles, four triples, nine home runs and 74 RBI in 95 games.
- Led club in batting and RBI...Ranked second in doubles and triples.
- Was 6-for-6 with three runs, double and two RBI, April 22 vs. Calgary...Represented first six-hit game in Pacific Coast League in two years.
- Posted two 5-hit games, first coming June 17 against Phoenix...Was 5-for-5 with double, home run and three RBI and second came Aug. 12 at Albuquerque...Was 5-for-6 with three runs, double, home run and eight RBI.
- In 1992, began campaign at double-A **Midland**, hitting .313 (77/246) with eight home runs and 32 RBI in 70 games.
- Connected for three solo home runs vs. Wichita, July 7.
- Registered 19 multiple-hit games, including two four-hit contests and one five-hit performance...Five-hit game was last in season best 12-game hitting streak.
- Promoted to **Edmonton** (triple-A), July 14, posting .299 average (58/194) with six home runs and 36 RBI in 50 games.
- In 1991, played second consecutive season with single-A **Palm Springs**, hitting .294 in 60 games with two home runs and 27 RBI.
- Placed on disabled list twice during season (April 10-May 7) with contusion of right knee and July 23 until season's end with strained right knee.
- In 1990, hit .469 (30/64) in July and won California League "Player of the Week" honors (July 15-21) when he hit .571 (12/21).
- In 1989, appeared in only 31 games for single-A **Quad City**, the result of season-ending shoulder injury that forced him onto DL June 19 until completion of season.
- In 1988, selected by California in seventh round of June draft and appeared in 35 games for rookie-level **Bend** in first pro season (.221, 13 RBI).

## Personal/Misc.:

- James Patrick Edmonds.
- Assisted Boy Scouts of America's Orange County Council with recruitment program.
- Took part in Rod Carew's "Friends of Kiley" benefit which raised \$30,000 for Anaheim policeman's sick child.
- Graduated Diamond Bar High (CA) in 1988...Following junior year, was selected to first U.S. high school All-Star team to play Japan high school All-Stars in Tacoma, WA...In senior year hit .548 and was named to All-CIF 5-A first team and voted 5-A Division Co-Player of the Year.
- Lettered in baseball, football and soccer.
- Signed by Angels' scout Steve Gruwell.

## Edmonds' Lifetime Playing Record

Year	Club	AVG	G	AB	R	H	2B	3B	HR	RBI	BB	SO	SB
1988	Bend	.221	35	122	23	27	4	0	0	13	20	44	4
1989	Quad City	.261	31	92	11	24	4	0	1	4	7	34	1
1990	Palm Springs	.293	91	314	36	92	18	6	3	56	27	75	5
1991	Palm Springs	.294	60	187	28	55	15	1	2	27	43	57	2
1992	Midland	.313	70	246	42	77	15	2	8	32	41	83	3
	Edmonton	.289	60	194	37	58	15	2	6	36	14	55	3
1993	Vancouver	.315	95	356	59	112	28	4	9	74	41	81	6
	California	.246	18	61	5	15	4	1	0	4	2	16	0
1994	California	.273	94	289	35	79	13	1	5	37	30	72	4
1995	California	.290	141	558	120	162	30	4	33	107	51	130	1
1996	California	.304	114	431	73	131	28	3	27	66	46	101	4
	Lake Elsinore	.400	5	15	4	6	2	0	1	4	1	1	0
1997	Anaheim	.291	133	502	82	146	27	0	26	80	60	80	5
1998	Anaheim	.307	154	599	115	184	42	1	25	91	57	114	7
1999	Lake Elsinore	.421	5	19	4	8	2	0	0	3	4	2	2
	Anaheim	.250	55	204	34	51	17	2	5	23	28	45	5
<b>Major Totals</b>		<b>.290</b>	<b>719</b>	<b>2644</b>	<b>464</b>	<b>768</b>	<b>161</b>	<b>12</b>	<b>121</b>	<b>408</b>	<b>274</b>	<b>558</b>	<b>26</b>

- Disabling Injuries:** 1999—Right shoulder surgery and strained right groin, disabled Mar. 30 - Aug. 2.  
 1997—Strained lower right rib cage, disabled Aug. 1-15.  
 1996—Strained abdomen and groin, disabled May 26-June 10.  
 Sprained right thumb, disabled June 12-July 18.

## 1999

## Career

	AVG	AB	H	HR	RBI	AVG	AB	H	HR	RBI
Arizona	—	—	—	—	—	.125	8	1	0	0
Baltimore	.200	10	2	0	0	.223	179	40	8	22
Boston	.370	27	10	0	3	.330	221	73	5	24
Chicago	.296	27	8	0	2	.301	196	59	10	27
Cleveland	.250	16	4	1	1	.261	165	43	11	30
Colorado	—	—	—	—	—	.231	26	6	2	5
Detroit	.182	22	4	0	4	.275	200	55	14	40
Kansas City	.250	24	6	1	2	.297	236	70	5	23
Los Angeles	—	—	—	—	—	.167	30	5	0	2
Minnesota	.167	12	2	0	1	.298	191	57	13	37
New York	.182	11	2	1	2	.280	189	53	9	36
Oakland	.250	12	3	1	2	.285	221	63	11	38
San Diego	—	—	—	—	—	.355	31	11	1	3
San Francisco	—	—	—	—	—	.261	23	6	0	2
Seattle	.000	13	0	0	0	.280	200	56	8	32
Tampa Bay	.400	10	4	0	3	.357	42	15	1	8
Texas	.231	13	3	0	1	.308	221	68	9	31
Toronto	.429	7	3	1	2	.301	166	50	4	22
Home	.256	117	30	3	15	.298	1341	399	62	227
Away	.241	87	21	2	8	.283	1303	369	59	181
Pre-ASG	—	—	—	—	—	.298	1266	377	60	215
Post-ASG	.250	204	51	5	23	.284	1378	391	61	193
Vs. RHP	.277	141	39	5	18	.304	1872	569	100	310
Vs. LHP	.190	63	12	0	5	.258	772	199	21	98
Pinch-Hit	1.000	1	1	0	0	.263	19	5	1	4
Desig.-Hit	.250	36	9	0	3	.235	68	16	0	5
In April	—	—	—	—	—	.308	302	93	15	58
May	—	—	—	—	—	.310	462	143	26	81
June	—	—	—	—	—	.303	400	121	14	61
July	—	—	—	—	—	.279	445	124	21	73
Aug.	.283	99	28	2	12	.286	497	142	27	73
Sept.-Oct.	.219	105	23	3	11	.270	538	145	18	62
Longest Streak —	5 games, Aug. 16-20					Lifetime — 23 games (1995)				

## All-Star Game Record

Year	Club, Site	AVG	G	AB	R	H	2B	3B	HR	RBI	BB	SO	SB
1995—	Cal., Tex.	.000	1	1	0	0	0	0	0	0	0	1	0

## Career Multiple-Home Run Games (8)

Aug. 26, 1998 at New York  
 Sept. 23, 1997 at Seattle  
 Aug. 8, 1996 vs. Minnesota  
 July 16, 1995 at Detroit

May 21, 1998 vs. Oakland  
 May 18, 1997 vs. Milwaukee  
 July 22, 1995 vs. Detroit  
 May 23, 1995 vs. New York

## Career Grand Slams (1)

April 2, 1996 vs. Milwaukee

## Career Fielding

POS	PCT	G	PO	A	E	TC	DP
1B	1.000	35	259	19	0	278	17
OF	.990	654	1695	50	17	1762	10

## Edmonds' Bests

Season	Game
AVG .307 — 1998	H 4 — last time; at Bos.; 8-29-99
H 184 — 1998	RBI 5 — at Det., 7-16-95 (2)
HR 33 — 1995	& vs. Oak., 5-21-98
RBI 107 — 1995	HR 2 — last time; at NY; 8-26-98
SB 7 — 1998	SB 2 — vs. Bos.; 8-5-99



SM

# Darin Erstad

# 17



**Bats:** Left    **Throws:** Left    **Ht.:** 6-2    **Wt.:** 212  
**Opening Day Age:** 25    **Born:** June 4, 1974  
**Birthplace:** Jamestown, ND  
**Resides:** Fargo, ND  
**Married:** Sarah Schauer, Jan. 15, 2000  
**Acquired:** Selected in 1st round (first pick overall)  
June, 1995 free agent draft  
**Signed Thru:** 2001  
**Major League Service:** 3 yrs., 77 days.

## O u t f i e l d e r

### 1999 Season:

- Completed third full season with **Angels**, batting .253 (148/585) with 84 runs scored, 22 doubles, five triples, 13 home runs, 53 RBI, 47 walks and 13 stolen bases in 142 games.
- Placed on 15-day disabled list, Aug. 13 (retroactive to Aug. 11) due to strained lateral collateral ligament of right knee...Injury occurred Aug. 10 vs. Cleveland on swing during third at-bat...Activated from 15-day D.L., Aug. 26...Missed final three games of season due to same injury.
- Average was lowest as professional...Set career highs in games, at-bats, triples and strikeouts.
- Led club in triples, stolen bases, caught stealing (7) and grounded into double plays (16).
- On-base and slugging percentages combined (.638) was fourth lowest in A.L.
- Ranks sixth on Angels' all-time list in games played at first base (274).
- Reached double digits in stolen bases (13) for third consecutive season, becoming first Angel to do so since Chad Curtis (1992-94).
- Was Angels' starting left fielder Opening Night...Marked fourth leadoff man to make three consecutive starts, joining Albie Pearson (1962-64), Sandy Alomar (1970-72) and Luis Polonia (1991-93).
- Collected 500th hit of career with single in sixth inning, Sept. 7 vs. Chicago...Finished game 4-for-5, lone four-hit game of season.
- Tied club season-best four runs scored, June 24 at Seattle.
- Double in third inning, Sept. 26 at Seattle, was 100th of career.
- Connected for four leadoff home runs (Sept. 20 vs. Tampa Bay, off Wilson Alvarez; July 20 vs. San Diego, off Andy Ashby; June 23 at Seattle, off John Halama & May 30 vs. Kansas City, off Jose Rosado) and owns eight in career.
- Hit first career game-winning home run in 11th inning, April 26 vs. Toronto (Leadoff; off Nerio Rodriguez).
- Hit in season-best eight consecutive games, June 20-28 (.375; 12/32) and June 9-18 (.355; 11/31).
- Hit safely in 98 games, including 39 multiple-hit efforts (seven 3-hit & one 4-hit)...Posted 39 games with RBI (11 multiple; three 3-RBI).
- Batted .260 (34/131) with one home run with runners in scoring position, including .273 (18/66, 1 HR) with two outs...Average was .220 (11/50) with runner on third and .222 (2/9, 5 RBI) with bases loaded.
- 5 of 13 home runs came against left-handed pitchers...21 of 52 career HR have come vs. LHP...11 of 13 home runs were solo efforts.
- Batted .274 (43/157) vs. LHP and .245 (105/428) vs. RHP...Average was .262 (74/282) at home and .244 (74/303) on road.
- Best month was June, batting .296 (29/98).
- Batted .325 (13/40) with four home runs when putting first pitch in play and .196 (53/270) with three HR with two strikes in count.
- Posted .300 average-or-better against four opponents, including .400 (20/50) average against Oakland.
- Batted .266 (93/349) before All-Star break and .233 (55/236) after...Hit safely in 18 of last 21 games (.323; 31/96) with 21 runs scored, three home runs and 14 RBI.
- Totaled club-best 21 infield hits, including two bunt singles.
- Registered 20 clutch RBI, 12 which put Angels in lead.
- Posted .999 fielding percentage (1/711) in 78 games (72 starts) at first base and 1.000 mark (192 TC) in 69 games (68 starts) in outfield.

### Career Highlights:

- In **1998**, completed second full season with **Angels**...Batted .296 (159/537) with 84 runs scored, 39 doubles, three triples, 19 home runs, 82 RBI and 20 stolen bases in 133 games...Average was above .300 from April 11-Sept. 21.
- Placed on disabled list, Aug. 10 (retroactive to Aug. 4), due to strained left hamstring...Activated from D.L., Aug. 19...Marked first D.L. stint of career...Missed additional 10 games, Sept. 3-15, after re aggravating injury...Appeared in first 111 games (109 starts), before missing Aug. 4 contest vs. Cleveland.
- Set career highs in doubles, home runs and RBI...Led club in stolen bases.
- Among A.L. leaders, ranked first in hardest to double up (268.5 AB per GIDP), sixth in leadoff on-base percentage (.363), sixth in average with men on base (.335, 71/212) and sixth in average with runners in scoring position (.339, 42/124).
- 39 doubles ranked tied for fifth on Angels' single season list.
- Selected to 1998 A.L. All-Star Team...Entered contest in left field in fifth inning (replacing Kenny Lofton) and moved to center field in sixth frame of A.L.'s 13-8 victory, July 7 at Coors Field in Denver, CO...Finished 0-for-2 with run scored (reached on error by second baseman Fernando Vina in ninth inning; moved to third on single by Ray Durham and scored on sac-fly to right field by Manny Ramirez)...Marked first career selection.

- Named A.L. Player of the Week for June 8-14...In six games, batted .448 (13/29) with seven runs scored, two doubles, one triple, two home runs and four RBI...Led league in hits and total bases (23) and posted a .793 slugging percentage and .467 on-base percentage...Marked first such honor in career.
- Registered career-best 15-game hit streak, April 1-18 (.354; 23/65), in first 15 games of season...Also had streak of at least one extra-base hit snapped at nine straight games, April 7-18 (11 total; 6 2B, 3B, 4 HR)...Streak was two shy of A.L. record (11), set by Jesse Barfield, Toronto, Aug. 17-27, 1985 (8 2B, 3 3B, 1 HR) and five shy of M.L. record (14), set by Paul Waner, Pittsburgh, June 3-19, 1927 (12 2B, 4 3B, 4 HR).
- Collected career-high five hits (5/5, 3 R, 2B, 1 RBI, 1 IBB), June 9 at Arizona...Marked 34th time (30th player) an Angel has collected five-or-more hits in a game and 18th Angel in club history to finish a game 5-for-5.
- Connected for first career grand slam, May 1 vs. Chicago (6th inn.; off Tony Castillo)...Marked first grand slam by an Angel against Chicago since Devon White, April 12, 1988 in Anaheim (off Jack McDowell).
- Posted second multiple-HR game of career, April 11 at Cleveland.
- Posted three leadoff home runs (July 2 vs. San Francisco; off Kirk Rueter; June 20 vs. Texas, off Todd Van Poppel; April 11 at Cleveland, off Charles Nagy & May 9, 1997 at Milwaukee, off Cal Eldred).
- Homered in consecutive games twice (April 30-May 1 & June 10-11)...Has accomplished feat three times in career (July 3-4, 1997).
- Equalled career-best two stolen bases, May 4 vs. Chicago (fourth time in career)..
- Totaled club-best 22 infield hits, including one bunt single.
- Registered 22 clutch RBI, 13 which put Angels in lead.
- Posted .996 fielding percentage (2/505) in 70 games (55 starts) at first base and .992 (1/121) mark in 72 games (70 starts) in outfield.
- In 1997, completed first full major league season as **Angels'** first baseman...Batted .299 (161/539) with 99 runs scored, 34 doubles, four triples, 16 home runs, 77 RBI and 23 stolen bases in 139 games.
- Appeared only as pinch-runner in two of Angels' final 13 games due to sore right shoulder...Underwent MRI Sept. 15 which showed irregularities of labrum.
- Appeared in leadoff position Opening Day, the fourth different player to appear in spot in last four season openers.
- Led club in stolen bases, ranking tied for ninth among A.L. leaders...Collected career best two stolen bases in game, May 21 vs. Seattle, July 25 at Boston (1st game) and Aug. 23 vs. Boston.
- Among A.L. leaders, ranked fifth in hardest to double up, 107.8 at-bats per GDP (5 GDP total).
- 34 doubles ranked tied for seventh best in club history.
- Recorded first career multiple-HR game and career-best five RBI, Sept. 8 at Toronto.
- Homered in consecutive games, July 3-4, for first time in career.
- Scored four runs, May 28 at Oakland, tying then-club record.
- Collected inside-the-park home run, May 24 at Toronto...Marked second of career (Sept. 6, 1996 at Minnesota)...Became sixth Angel to collect two such home runs (Jim Fregosi, Jose Cardenal, Rick Reichardt, Gary Pettis & Luis Polonia).
- Registered first career leadoff home run, May 9 at Milwaukee (Cal Eldred).
- Collected two hits in inning, Aug. 19 vs. New York (1st inn.).
- Hit .328 (41/125) with five home runs and 50 RBI with runners in scoring position, including .408 (29/71) mark with less than two outs.
- Posted .990 (11/1075) fielding percentage at first base in 126 games (120 starts), ranking ninth in A.L....11 errors tied for third most by first basemen in circuit...Made one start and appearance in center field, June 1 vs. Minnesota.
- Underwent arthroscopic surgery on right shoulder, Dec. 5.
- In 1996, began first full professional season at triple-A **Vancouver**.
- Had contract selected by **California**, June 14...Was optioned to Vancouver, Aug. 2, and recalled, Sept. 3.
- With Angels, batted .284 (59/208) with 34 runs scored, five doubles, one triple, four home runs and 20 RBI in 57 games.
- Made major league debut as starting center fielder, June 14 vs. Toronto (0/4, 1 R, 1 BB, 3 SO)...Opened career 0-for-10 before collecting first M.L. hit, June 16 vs. Toronto (fifth inning single to right field off Paul Quantrill).
- Recorded first major league home run (Alex Fernandez), RBI, multiple-hit game, and stolen base, June 17 vs. Chicago.
- Collected inside-the-park home run, Sept. 6 in Minnesota (Brad Radke)...Marked 20th such home run by an Angel and first since Luis Polonia, Aug. 9, 1991 vs. Oakland.
- Committed three errors (two fielding) in 126 total chances (.976)...Appeared at all three outfield positions.

## Minor League Career:

- In 1996, began first full professional season at triple-A **Vancouver**.
- Finished with .305 (107/351) average, 63 runs scored, 22 doubles, five triples, six home runs and 41 RBI in 85 games with Canadians.
- Led club in average and triples...Ranked second in slugging (.447) and on-base percentages (.385) and runs scored.
- Batted .300-or-better in each month of season.
- Had contract selected by California, June 14...Was optioned to Vancouver, Aug. 2, and recalled, Sept. 3.
- In 1995, began first professional season at **Mesa** (Rookie) and posted .556 (10/18) average in five games before promotion, Aug. 6 to Lake Elsinore (single-A).
- Registered .363 (41/113) mark with 24 runs, seven doubles, three triples, five HRs and 24 RBI in 25 games with Storm.
- Connected for two HRs in season-best four-hit contest, Aug. 21 at Modesto.
- Batted .130 (3/23) with one RBI in six post season contests.
- Member of **Tempe Rafter**s of Arizona Fall League...Finished second in league in average (.344) and slugging percentage (.513); third in on-base percentage (.402) and tied for fourth in hits (53).

## Personal/Misc.:

- Darin Charles Erstad.
- Involved with several children's groups...Conducted youth clinic at Riverside Community College in 1998 and 1999...Donated funds to refurbish Little League Field in East Whittier which this past season was dedicated Darin Erstad Field.
- Took part in Rod Carew's "Friends of Kiley" benefit which raised \$30,000 for Anaheim policeman's sick child.
- Graduated Jamestown High (ND) in 1992 and was member of prep football (holds school record 50-yard field goal), hockey (36 goals 24 assists in 26 games), and track teams (110 and 300 meter hurdle state champion).
- Participated in American Legion baseball in lieu of not having high school baseball team...Batted .492 with 18 HRs and 86 RBI for Jamestown Eagles in 1992...Also posted 10-2 mark and 2.18 ERA as pitcher.
- Was named Associated Press North Dakota Athlete of the Year in 1992.
- Attended University of Nebraska and participated in baseball and football (punter and kicker).
- Posted six Nebraska baseball records: most hits (six), runs (six), and RBI (six) in game; most hits (103) and total bases (194) in a single season (1995), and most career hits (261)...Single-game hit mark was also Big Eight record.
- In 1993, was Academic All-Big Eight in baseball, named Honorable Mention All-Big Eight; *Baseball America's* Top 25 Freshman and Pre-Season Big Eight Freshman of the Year.
- In 1994, was Academic All-Big Eight in football...In baseball was honored as Cape Cod Summer League MVP; First Team All-Big Eight; *Baseball America's* Pre-Season First Team All American...Invited to USA National Baseball Trials.
- In 1995, was named First Team All American by *Collegiate Baseball* and Pre-Season First Team by *Baseball America*; Player of the Year by *College Sports Magazine*; Big Eight Co-Player of the Year.
- Compiled .356 (261/733) average with 46 doubles, eight triples, 41 HRs, 182 RBI, and .608 slugging percentage in 176 collegiate contests.
- Was one of 16 finalists for Bob Smith Award, annually presented to nation's best baseball player.
- Member of Cornhuskers' 1994 NCAA National Championship football team.
- Was first Big Eight player to be selected as first overall pick in Major League Baseball Amateur Draft (June, 1995).
- Signed by Angels' scout Tom Osowski.

## Erstad's Lifetime Playing Record

Year	Club	AVG	G	AB	R	H	2B	3B	HR	RBI	BB	SO	SB
1995	Mesa	.566	4	18	2	10	1	0	0	1	1	1	1
	Lake Elsinore	.363	25	113	24	41	7	3	5	24	6	22	3
1996	Vancouver	.305	85	351	63	107	22	5	6	41	44	53	11
	California	.284	57	208	34	59	5	1	4	20	17	29	3
1997	Anaheim	.299	139	539	99	161	34	4	16	77	51	86	23
1998	Anaheim	.296	133	537	84	159	39	3	19	82	43	77	20
1999	Anaheim	.253	142	585	84	148	22	5	13	53	47	101	13
<b>Major Totals</b>		<b>.282</b>	<b>471</b>	<b>1869</b>	<b>301</b>	<b>527</b>	<b>100</b>	<b>13</b>	<b>52</b>	<b>232</b>	<b>158</b>	<b>293</b>	<b>59</b>

Selected by New York Mets organization in 13th round of June, 1992 free agent draft... Did not sign.

**Disabling Injuries:** 1999—Strained ligament right knee, disabled Aug. 11-26.  
1998—Strained left hamstring, disabled Aug. 4-18.

## 1999

## Career

	AVG	AB	H	HR	RBI	AVG	AB	H	HR	RBI
Arizona	.500	12	6	0	0	.615	26	16	2	4
Baltimore	.192	52	10	1	4	.264	121	32	4	19
Boston	.179	39	7	0	2	.239	117	28	2	11
Chicago	.346	26	9	0	2	.330	115	38	4	20
Cleveland	.219	32	7	1	4	.342	117	40	4	14
Colorado	.357	14	5	0	1	.415	41	17	1	4
Detroit	.167	12	2	1	2	.247	77	19	2	8
Kansas City	.178	45	8	2	3	.208	120	25	3	13
Los Angeles	.185	27	5	1	2	.236	55	13	2	6
Minnesota	.237	38	9	1	1	.258	120	31	4	12
New York	.195	41	8	0	2	.275	131	36	2	16
Oakland	.400	50	20	0	5	.309	165	51	3	21
San Diego	.231	13	3	1	1	.186	43	8	2	2
San Francisco	.125	8	1	0	0	.344	32	11	1	3
Seattle	.271	48	13	2	15	.306	157	48	7	31
Tampa Bay	.318	88	28	1	9	.288	52	15	1	5
Texas	.243	37	9	0	1	.236	140	33	1	14
Toronto	.282	39	11	2	3	.252	127	32	5	14
Home	.262	282	74	7	23	.292	933	272	25	117
Away	.244	303	74	6	30	.272	936	255	27	115
Pre-ASG	.266	349	93	7	31	.296	1112	329	38	146
Post-ASG	.233	236	55	6	22	.262	757	198	14	86
Vs. RHP	.245	428	105	8	34	.282	1321	372	31	144
Vs. LHP	.274	157	43	5	19	.283	548	155	21	88
Pinch-Hit	—	—	—	—	—	.267	15	4	0	6
Desig.-Hit	.000	8	0	0	0	.313	48	15	2	2
in April	.261	92	24	2	9	.307	277	85	9	35
May	.210	119	25	3	7	.267	337	90	13	47
June	.296	98	29	2	6	.293	379	111	11	44
July	.245	106	26	1	13	.272	423	115	7	43
Aug.	.196	56	11	2	3	.293	229	67	5	9
Sept.-Oct.	.289	114	33	3	15	.263	224	59	7	34
Longest Streak — 8 games, June 9-18 & June 20-28					Lifetime — 15 games (1998)					

## All-Star Game Record

Year	Club, Site	AVG	G	AB	R	H	2B	3B	HR	RBI	BB	SO	SB
1998	Ana., Col.	.000	1	2	1	0	0	0	0	0	0	0	0

## Career Multiple-Home Run Games (2)

April 11, 1998 at Cleveland

Sept. 8, 1997 at Toronto

## Career Grand Slams (1)

May 1, 1998 vs. Chicago

## Career Fielding

POS	PCT	G	PO	A	E	TC	DP
1B	.994	274	2133	144	14	2291	138
OF	.991	190	425	14	4	443	3

## Erstad's Bests

Season	AVG	H	HR	RBI	SB	Game
.299 — 1997	161 — 1997	19 — 1998	82 — 1998	23 — 1997	5 — at Ari., 6-9-98	
					5 — at Tor., 9-8-97	
					2 — at Cle., 4-11-98	
					2 — last time; vs. Chi., 5-4-98	

## Mike Fyhrie

# 27

**Bats:** Right **Throws:** Right **Ht.:** 6-2 **Wt.:** 203

**Opening Day Age:** 30 **Born:** Dec. 9, 1969

**Birthplace:** Long Beach, CA

**Resides:** Huntington Beach, CA

**Married:** Melanie Moulton, Nov. 6, 1999

**Acquired:** Signed as free agent, Nov. 4, 1998

**Signed Thru:** 2000

**Major League Service:** 112 days.



## Right-handed Pitcher

### 1999 Season:

- Began eighth professional season and first in Angels' organization at triple-A **Edmonton**... Compiled 9-5 record with 3.47 ERA (114 IP - 44 ER) in 19 games (18 starts)...Allowed 90 hits and 40 walks while posting 113 strikeouts.
- Lone relief appearance was in Edmonton debut, April 8 at Nashville (1 IP, 1 SO)...Was 9-5 with 3.50 ERA (113 IP - 44 ER) as starter.
- Longest outing was 8.1 innings, June 25 at Omaha, in 3-2 loss...Allowed three runs on three hits and three walks with eight strikeouts.
- Struck out season-best 10 batters in five innings, April 22 vs. New Orleans (5-3 loss).
- Won six straight starts (April 28-May 25), posting 2.34 ERA (42.1 IP - 11 ER).
- Opponents hit .218 (90/413) against him, including .195 (26/133) by left-handers and .229 (64/280) by right-handers.
- Average against was .279 (38/136) with runners on base, .182 (2/11) with bases loaded, and .301 (22/73) with runners in scoring position, including .216 (11/51) with two outs.
- **Anaheim** selected contract, July 5...In 11 games (four starts), compiled 0-3 mark with 4.83 ERA (31.2 IP - 17 ER).
- Optioned back to **Edmonton**, Aug. 18, making two starts and posting 1-0 mark with 4.50 ERA (8 IP - 4 ER).
- Recalled by **Anaheim**, Sept. 1, posting 0-1 mark with 5.40 ERA (20 IP - 12 ER) in five appearances (three starts)
- In 16 total appearances (seven starts) with Angels, compiled 0-4 record with 5.05 ERA (51.2 IP - 29 ER)...Allowed 61 hits and 21 walks while striking out 26 batters.
- Longest outing was seven innings in debut, July 6 vs. Seattle (6 H, 2 R, 2 ER, 1 BB, 6 SO)...Six strikeouts was also season-high...Did not get decision in Angels' 8-2 win...Marked first major league start of career (third appearance).
- Pitched 3.2 innings (3 SO), July 21 at Texas, marking first relief appearance with Angels.
- Recorded 0-0 mark and 2.50 ERA (18 IP - 5 ER) in nine relief appearances and 0-4 with 6.42 ERA (33.2 IP - 24 ER) as starter.
- Allowed a club-high seven runs in first inning, July 11 at Colorado.
- Went 0-1 with 4.95 ERA (20 IP - 11 ER) on road and 0-3 with 5.12 ERA (31.2 IP - 18 ER) at home.
- Opponents hit .286 (61/213) against him, including .256 (22/86) by left-handers and .307 (39/127) by right-handers.
- Average against was .269 (28/104) with runners on base, .277 (18/65) with runners in scoring position, and .267 (8/30) with RISP and two outs.

- Posted 1.000 fielding percentage (five total chances), collecting two putouts and three assists.
- Along with infielder Keith Luuloa, was named co-recipient of Fred Haney Memorial Award, given annually to top Angels' rookie(s) of spring training...Posted 1-1 mark with 2.70 ERA (13.1 IP - 4 ER) in 10 spring training games.

## Career Highlights:

- In 1997, spent season with **Chiba Lotte Marines** of Japanese Pacific League, recording 3-4 record and 5.82 ERA in eight starts.
- Won first start, May 7 vs. Onix, scattering five hits and three walks over seven innings.
- In 1996, had contract selected by **Mets**, Sept. 8, posting 0-1 record and 15.43 ERA (2.1 IP - 4 R) in two relief appearances...Released by Mets, Nov. 25.

## Minor League Career:

- In 1998, spent entire season at triple-A **Norfolk**, posting 3-7 record and 6.64 ERA (100.1 IP - 74 ER) in 24 games (17 starts).
- Best start and longest outing came April 27 vs. Richmond (7 IP, 5 H, 2 R, 2 ER, 2 BB, 3 SO)...Struck out season-high seven batters, May 13 at Ottawa.
- In 1996, was traded by Kansas City to New York Mets and began season at triple-A **Norfolk**...Registered 15-6 record with league-leading 3.04 ERA in 27 starts...Wins marked career high and led league...Two shutouts tied for league lead and 169 innings ranked second.
- Named International League's Pitcher of Year and selected to league's post-season All-Star Team...Also named to *Baseball America's* Triple-A All-Star Team.
- Was starting pitcher for IL team in Triple-A All-Star Game, July 10 at Salt Lake (2 IP, 1 H, 1 BB, 1 SO).
- In 1995, split season between double-A **Wichita** and triple-A **Omaha**...Began fifth professional season in Wichita, posting 3-2 mark with 3.04 ERA and one save in 17 games (nine starts).
- Promoted to Omaha, June 30, registering 3-4 record with 4.45 ERA in 14 games (11 starts).
- In 1994, split fourth professional season between double-A **Memphis** (2-5, 3.22 ERA in 11 starts) and triple-A Omaha (6-5, 5.72 ERA in 18 games, 16 starts).
- In 1993, began season at single-A **Wilmington**, posting 3-2 mark and 3.68 ERA in five starts.
- Promoted to double-A **Memphis**, May 6, registering 11-4 record and 3.56 ERA with three complete games in 22 starts...Tied for fourth in Southern League in wins and complete games and ranked ninth in ERA...Wins total led all Royals' minor leaguers.
- In 1992, spent second professional season at single-A **Baseball City**, going 7-13 with 2.50 ERA and two complete games in 26 starts.
- Finished fourth in Florida State League in innings (162), third in losses and tied for third in starts.
- In 1991, began professional career with Royals' rookie-level **Eugene**, posting 2-1 record and 2.52 ERA with five saves in 21 relief appearances.

## Personal/Misc.:

- Michael Edwin Fyhrie (pronounced FEAR-ee).
- Graduated from Ocean View High School in Huntington Beach, CA in 1987...Batted .348 as shortstop and was 11-2 with 1.67 ERA on mound...Was All-CIF 4-A, All-Orange County, All-Southern California and All-California.
- Attended UCLA, where he lettered for four seasons (1988-91) and majored in history.

## Fyhrie's Lifetime Pitching Record

Year	Club	W-L	ERA	G	GS	CG	SHO	SV	IP	H	R	ER	BB	SO
1991	Eugene	2-1	2.52	21	0	0	0	5	39.1	42	17	11	19	45
1992	Baseball City	7-13	2.50	26	26	2	0	0	162	148	65	45	37	92
1993	Wilmington	3-2	3.68	5	5	0	0	0	29.1	32	15	12	8	19
	Memphis	11-4	3.56	22	22	3	0	0	131.1	143	59	52	59	59
1994	Omaha	6-5	5.72	18	16	0	0	0	85	100	57	54	33	37
	Memphis	2-5	3.22	11	11	0	0	0	67	67	29	24	17	38
1995	Wichita	3-2	3.04	17	9	0	0	1	74	76	31	25	23	41
	Omaha	3-4	4.45	14	11	0	0	0	60.2	71	34	30	14	39
1996	Norfolk	15-6★	3.04★	27	27	2	2★	0	169	150	61	57	33	103
	New York (NL)	0-1	15.43	2	0	0	0	0	2.1	4	4	4	3	0
1997	Chiba Lotte (JPN)	3-4	5.82	8	8	0	0	0	43.1	54	29	28	15	15
1998	Norfolk	3-7	6.64	24	17	0	0	0	100.1	115	83	74	45	60
1999	Edmonton	9-5	3.47	19	18	0	0	0	114	90	47	44	40	113
	Anaheim	0-4	5.05	16	7	0	0	0	51.2	61	32	29	21	26
<b>Major Totals</b>		<b>8-5</b>	<b>5.47</b>	<b>18</b>	<b>7</b>	<b>0</b>	<b>0</b>	<b>0</b>	<b>54.1</b>	<b>65</b>	<b>36</b>	<b>33</b>	<b>24</b>	<b>26</b>

HRs Allowed: 1995-0; 1999-8. Total: 8.

Selected by Kansas City Royals organization in 12th round of June, 1991 free agent draft.  
 Acquired by New York Mets for player to be named later, March 23, 1996.  
 Granted free agency, Nov. 25, 1996.  
 Signed by New York Mets as minor league free agent, Dec. 4, 1997.

## 1999

## Career

	W-L	ERA	IP	ER	SO	SV	W-L	ERA	IP	ER	SO	SV
Baltimore	0-0	3.86	7	3	4	0	0-0	3.86	7	3	4	0
Boston	0-0	7.71	2.1	2	1	0	0-0	7.71	2.1	2	1	0
Chicago	0-0	0.00	.1	0	0	0	0-0	0.00	.1	0	0	0
Cleveland	0-0	6.00	3	2	2	0	0-0	6.00	3	2	2	0
Colorado	0-1	94.50	.2	7	0	0	0-1	94.50	.2	7	0	0
Detroit	0-0	0.00	2	0	1	0	0-0	0.00	2	0	1	0
Kansas City	0-1	3.00	12	4	4	0	0-0	0.00	2	0	1	0
Minnesota	0-0	0.00	.1	0	0	0	0-0	0.00	.1	0	0	0
New York	0-1	12.00	3	4	2	0	0-1	12.00	3	4	2	0
Oakland	0-0	4.50	2	1	1	0	0-0	4.50	2	1	1	0
San Diego	0-1	7.20	5	4	0	0	0-1	7.20	5	4	0	0
Seattle	0-0	2.57	7	2	6	0	0-0	2.57	7	2	6	0
Tampa Bay	0-0	0.00	3.1	0	2	0	0-0	0.00	3.1	0	2	0
Texas	0-0	0.00	3.2	0	3	0	0-0	0.00	3.2	0	3	0
Home	0-3	5.12	31.2	18	16	0	0-4	5.82	34	22	16	0
Away	0-1	4.95	20	11	10	0	0-1	4.95	20	11	10	0
Pre-ASG	0-1	10.57	7.2	9	6	0	0-1	10.57	7.2	9	6	0
Post-ASG	0-3	4.09	44	20	20	0	0-4	4.66	46.1	24	20	0
In July	0-2	5.57	21	13	11	0	0-2	5.57	21	13	11	0
Aug.	0-1	3.38	10.2	4	4	0	0-1	3.38	10.2	4	4	0
Sept.-Oct.	0-1	5.40	20	12	11	0	0-2	6.45	22.1	16	11	0

SO High — 6, July 6 vs. Sea.

## Career Fielding

POS	PCT	G	PO	A	E	TC	DP
P	1.000	18	2	4	0	6	0

## Fyhrrie's Bests

	Season	Game
ERA	5.05 — 1999	SO 6 — vs. Sea.; 7-6-99
IP	51.2 — 1999	IP 7 — vs. Sea.; 7-6-99
SO	26 — 1999	

## Troy Glaus

28

Bats: Right Throws: Right Ht.: 6-5 Wt.: 229

Opening Day Age: 23 Born: Aug. 3, 1976

Birthplace: Tarzana, CA

Resides: Anaheim Hills, CA

Acquired: Selected in 1st round (third pick overall) of June, 1997 free agent draft

Signed Thru: 2000

Major League Service: 1 year, 60 days.



## Infielder

## 1999 Season:

- Began second professional season and first full season with **Anaheim**.
- Batted .240 (132/551) with 85 runs scored, 29 doubles, 29 home runs, 79 RBI, 71 walks and five stolen bases in 154 games.
- Led club in walks, strikeouts (143) and errors (19)...SO total ranks third most in Angels' history.
- Named A.L. Player of the Week (May 31 - June 6; six games), June 7, along with Chicago's Frank Thomas, for first time of career, batting .550 (11/20) with six runs scored, two doubles, three home runs, six RBI and 22 total bases, including five multi-hit efforts...Was third Angel this season to be named Player of the Week (Vaughn; May 10-16; Salmon, April 12-18) and 39th in club history.
- Collected career-high four hits, April 12 at Texas (4/5, 2 R, 3 2B, 2 RBI)...Three doubles tied club record, previously set by Jim Edmonds, June 13, 1998 at Texas.
- Equalled career-high seven-game hit streak, May 31-June 7 (also Aug. 24-29, 1998), batting .522 (12/23).
- Posted career best four-RBI, Aug. 31 at Cleveland and Oct. 1 vs. Texas.
- Among A.L. leaders, ranked third in strikeouts, second in lowest batting average (.240; 502 PA), 10th in fly/pop percentage (54.6%), second in lowest average vs. LHP (.216), fifth in lowest average at home (.243), third in lowest average on road (.236) and fourth in lowest average after sixth inning (.207).
- Was Angels' starting third baseman Opening Night, April 6 vs. Cleveland...Marked first such start of career and seventh third baseman to start in last eight seasons for Angels in season opener.

- Collected first two multiple-HR games of career, July 9 at Colorado (solo off Darryl Kile, 1st inn. & solo off Mike De Jean, 7th inn.) and Aug. 31 at Cleveland (2-run off Dwight Gooden, 4th inn. & 2-run off Steve Reed, 6th inn.).
- Homered in consecutive games three times (April 28-29 vs. Toronto, July 9-10 at Colorado & July 21-22 at Texas).
- Hit safely in 93 games, posting 34 multiple-hit contests (three 3-hit & one 4-hit)...Collected an RBI in 40 games, including 20 multi-RBI contests (four 3-RBI and two 4-RBI).
- Totaled 14 clutch RBI, 11 which put Angels in lead.
- Batted .232 (32/138, 10 HR) with runners in scoring position. .238 (10/42, 2 HR) with runner on third and was 0-for-2 (2 RBI) with bases loaded.
- Hit .216 (25/116, 5 HR) vs. LHP and .246 (107/435, 24 HR) vs. RHP.
- Batted .232 (71/306, 13 HR) with none on, .249 (61/245) with runners on, .193 (27/140) with none on/out, .214 (18/84) in close & late situations, .274 (17/62) when putting first pitch in play and .188 (56/298) with two strikes in count.
- Best month was April, batting .341 (28/82) with five home runs and 16 RBI.
- Hit best in seventh position of batting order (.288; 34/118).
- As designated hitter, was 0-for-4 with run scored and walk...Made first major league start and appearance as DH, July 27 at Tampa Bay.
- Posted .300-or-better average against Minnesota (.424), Texas (.395), Los Angeles (.364) and Colorado (.333).
- Posted .954 fielding percentage (19/410) in 153 starts at third base...Errors total tied for fourth-most among A.L. third basemen, yet fielding percentage was fifth-best in league...Was involved in 25 double plays.
- Underwent arthroscopic surgery on both knees, Oct. 27...Procedure was performed by Dr. Lewis Yocum at Kerlan-Jobe Health South Clinic in Los Angeles.

## Career Highlights:

- In **1998**, completed first professional season, playing at double-A **Midland**, triple-A **Vancouver** and **Anaheim**.
- Had contract purchased by Anaheim, July 30.
- Batted .218 (36/165) with 19 runs scored, nine doubles, one home run and 23 RBI in 48 games with Anaheim.
- Made major league debut, July 31 vs. Boston...Started at third base, finishing 1-for-4 with a double and RBI...Hit and RBI came in first at-bat (second inning) off Bret Saberhagen.
- Collected first major league home run, Aug. 16 at Toronto (2-run off Chris Carpenter, 7th inn.).
- Hit safely in career-best seven straight games (.357; 10/28), Aug. 24-29.
- Lone stolen base came Sept. 4 vs. Kansas City.
- Posted .941 fielding percentage (7/119) in 48 games (45 starts) at third base.

## Minor League Career:

- In **1998**, completed first professional season, playing at double-A Midland, triple-A Vancouver and Anaheim.
- Began season at **Midland**, batting .309 (58/188) with 51 runs scored, 11 doubles, two triples, 19 home runs and 51 RBI in 50 games...Led Midland in home runs.
- Promoted to **Vancouver**, May 27, and hit .306 (67/219) with 33 runs scored, 16 doubles, 16 home runs and 42 RBI in 59 games with Canadians...Posted club's longest hitting streak of season at 19 games (July 5-26; .408, 31/76), collecting eight doubles, nine home runs and 21 RBI during stretch.
- Named Howe Sportsdata International Minor League Player of the Year...Batted combined .307 (125/407) with 27 doubles, two triples, 35 home runs and 93 RBI in 109 games.
- Hit .327 (37/113) with eight doubles, 13 HR and 36 RBI in 28 April games.
- Batted .347 (35/101) with nine doubles, 10 HR and 24 RBI in 26 July appearances.
- Hit safely in first 12 games of professional career, batting .396 (21/53) with 16 runs scored, four doubles, nine home runs and 22 RBI...Collected RBI in first six games (15 RBI) and homered in five straight games, April 3-7 (seven HR).
- Hit first career grand slam, July 12 vs. Tacoma.
- Multiple HR games came April 6 vs. Wichita, April 7 vs. El Paso, June 20 vs. Nashville and June 21 vs. Nashville.
- Scored four runs, May 5 vs. Jacksonville...RBI best was five, April 6 vs. Wichita.
- Combined fielding percentage was .929 (24/336) in 106 games at third base (Midland - .925; 11/146 - 48 G & Vancouver - .932; 13/190 - 58 G).
- Registered 10 home runs in final 22 games, prior to having contract purchased by **Anaheim**, July 30.

## Personal/Misc.:

- Troy Edward Glaus (pronounced GLOSS).
- Appeared at Sertoma Fantasy Camp for hearing impaired children.
- Took part in Rod Carew's "Friends of Kiley" benefit which raised \$30,000 for Anaheim policeman's sick child.
- Posted career .344 (240/697) average with 211 runs scored, 39 doubles, two triples, 62 home runs, 180 RBI and 24 stolen bases in 179 games (three seasons) at UCLA.
- As junior in 1997, batted .409 (108/264) with 100 runs scored, 15 doubles, one triple, 34 home runs, 91 RBI and 10 stolen bases...Reached base safely in all 67 games played.
- Batted .375 (15/40) with 12 runs scored, three doubles, one triple, two home runs and seven RBI, earning All-Midwest Regional Tournament honors, in leading Bruins to 1997 College World Series.
- In two CWS games, batted .300 (3/10) with two home runs and three RBI.
- As junior, set Pac-10 Conference record for home runs in single season, surpassing USC's Mark McGwire (32) in 1984...227 total bases on season was highest in conference history.
- Became third player in collegiate baseball history to hit 30 home runs and steal 10 bases in a season, earned All-Pac-10 honors for second year in a row and was named Pac-10 Player of the Year...Also set UCLA's single season record for runs scored and tied career mark for runs.

- Named first team All-America by *Baseball America*.
- Ranks second in Pac-10 Conference in career home runs (held record through 1998).
- Was starting third baseman for 1996 U.S. Olympic Team which captured bronze medal in Atlanta, GA...Batted .342 (41/120) with 15 home runs and 34 RBI for Team USA that summer...Hit four home runs at Atlanta-Fulton County Stadium during Olympic Games.
- Graduated Carlsbad High School (CA) in 1994.
- Lettered in baseball all four years...Earned Mizuno, USA Today and *Collegiate Baseball* All-America first-team honors senior season after batting .252 overall and .667 with runners in scoring position.
- Earned All-League and All-CIF honors junior and senior seasons.
- Batted .444 junior season and led team to league championship...Selected league MVP as junior.
- Set school record with 20 career home runs and .732 on-base percentage.
- Played in 1992 Junior Olympics...Team earned bronze medal.
- Originally selected by San Diego in second round (37th pick overall) of June, 1994 free agent draft...Was highest draft choice not to sign professionally in 1994.
- Signed by Angels' scout Darrell Miller.

## Glaus' Lifetime Playing Record

Year	Club	AVG	G	AB	R	H	2B	3B	HR	RBI	BB	SO	SB
1998	Midland	.309	50	188	51	58	11	2	19	51	39	41	4
	Vancouver	.306	59	219	33	67	16	0	16	42	21	55	3
	Anaheim	.218	48	165	19	36	9	0	1	23	15	51	1
1999	Anaheim	.240	154	551	85	132	29	0	29	79	71	143	5
<b>Major Totals</b>		<b>.235</b>	<b>202</b>	<b>716</b>	<b>104</b>	<b>168</b>	<b>38</b>	<b>0</b>	<b>30</b>	<b>102</b>	<b>86</b>	<b>194</b>	<b>6</b>

Selected by San Diego Padres organization in second round of June, 1994 free agent draft... Did not sign.

## 1999

	AVG	AB	H	HR	RBI	AVG	AB	H	HR	RBI	
Arizona	.167	12	2	1	2	.167	12	2	1	2	
Baltimore	.125	40	5	0	4	.159	44	7	0	4	
Boston	.125	32	4	1	4	.182	55	10	1	7	
Chicago	.179	39	7	2	5	.182	55	10	2	8	
Cleveland	.200	30	6	3	6	.233	43	10	3	9	
Colorado	.333	12	4	3	4	.333	12	4	3	4	
Detroit	.263	38	10	3	5	.259	54	14	3	8	
Kansas City	.231	39	9	2	5	.217	46	10	2	5	
Los Angeles	.364	22	8	2	6	.364	22	8	2	6	
Minnesota	.424	33	14	2	4	.378	37	14	2	4	
New York	.206	34	7	2	5	.255	55	14	2	8	
Oakland	.256	43	11	1	8	.241	58	14	1	11	
San Diego	.286	7	2	0	0	.286	7	2	0	0	
San Francisco	.182	11	2	0	0	.182	11	2	0	0	
Seattle	.220	41	9	1	4	.224	49	11	1	5	
Tampa Bay	.158	38	6	0	1	.146	41	6	0	1	
Texas	.395	38	15	4	11	.356	45	16	4	12	
Toronto	.262	42	11	2	5	.200	70	14	3	8	
Home	.243	263	64	12	42	.239	331	79	12	52	
Away	.236	288	68	17	37	.231	385	89	18	50	
Pre-ASG	.233	296	69	15	40	.233	296	69	15	40	
Post-ASG	.247	255	63	14	39	.236	420	99	15	62	
Vs. RHP	.246	435	107	24	62	.236	568	134	25	81	
Vs. LHP	.216	116	25	5	17	.230	148	34	5	21	
Pinch-Hit	—	—	—	—	—	—	—	—	—	—	
In April	.341	82	28	5	16	.341	82	28	5	16	
May	.130	92	12	1	5	.130	92	12	1	5	
June	.227	88	20	5	9	.227	88	20	5	9	
July	.247	85	21	6	14	.247	89	22	6	15	
Aug.	.271	96	16	7	17	.252	206	52	8	34	
Sept.-Oct.	.231	108	25	5	18	.214	159	34	5	23	
Longest Streak — 7 games, May 31-June 7						Lifetime — 7 games (1999 & 1998)					

## Career Multiple-Home Run Games (2)

July 9, 1999 at Colorado

Aug. 31, 1999 at Cleveland

## Career Fielding

POS	PCT	G	PO	A	E	TC	DP
3B	.951	201	141	362	26	529	32

## Glaus' Bests

Season	Game
AVG .240 — 1999	H 4 — at Tex., 4-12-99
H 132 — 1999	HR 2 — at Col., 7-9-99 & at Cle., 8-31-99
HR 29 — 1999	RBI 4 — at Cle., 8-31-99 vs. Tex., 10-1-99
RBI 79 — 1999	SB 1 — last time; at Bos., 8-28-99
SB 5 — 1999	

# Todd Greene

# 22



**Bats:** Right    **Throws:** Right    **Ht.:** 5-10    **Wt.:** 208  
**Opening Day Age:** 28    **Born:** May 8, 1971  
**Birthplace:** Augusta, GA  
**Resides:** Evans, GA  
**Married:** Vanessa Sullivan, Dec. 11, 1992  
**Children:** Aryn, Jacob  
**Acquired:** Selected in 12th round of June, 1993 free agent draft  
**Signed Thru:** 2000  
**Major League Service:** 2 years, 155 days.

## Catcher / Outfielder

### 1999 Season:

- Concluded seventh professional season with **Anaheim**, posting .243 average (78/321) with 36 runs scored, 20 doubles, 14 home runs, 42 RBI and one stolen base in 97 games.
- Set major league career-highs in games, at-bats, hits, runs, doubles, home runs, RBI, total bases (140), walks (12) and strikeouts (63).
- Equalled career-high eight-game hitting streak, May 9-22 (.469, 15/32)...Also hit in eight straight games, April 9-17 (.323, 10/31).
- Hit safely in 55 games, with 19 multiple-hit contests (15 2-hit and four 3-hit)
- Of 78 hits, 34 were for extra-bases...Collected six infield hits.
- Registered RBI in 30 games, including 10 multi-RBI games...Posted season-high four RBI, April 16 vs. Seattle...Had two RBI nine times.
- Collected 10 clutch RBI, including three game-tying and seven to give Angels' lead.
- Homered in consecutive games three times, hitting in two straight (May 16 & 18, May 29 & 31) twice and three consecutive (April 15-17) once...Three straight equalled career-best set July 28-31, 1997.
- Connected for first career grand slam, April 16 vs. Seattle (off Jamie Moyer; one-out, 7th inning).
- Hit pinch-hit home run (for Gary DiSarcina), Aug. 11 vs. Cleveland (2-run off Mike Jackson, 9th inning)...Marked first by Angel since July 30, 1996 at Detroit (by Jack Howell).
- Batted .253 (24/95) vs. left-handers and .239 (54/226) vs. right-handers...Hit .279 (50/179) in 53 road games and .197 (28/142) in 44 home games...Posted .356 average (26/73) with no one on base; 2/24 (19/85) with runners in scoring position; and .293 (12/41) with RISP and two outs.
- Equalled club record for most strikeouts in game (4), June 30 vs. Texas.
- Was Angels' starting designated hitter in season opener, April 6 vs. Cleveland... Marked first such start of career...Made first start and appearance at catcher, April 12 at Texas, since Aug. 20, 1997 vs. New York (first game)...Made first career start in right field, May 18 at Baltimore.
- Served three-game suspension, May 12-14, following ejection from game, April 18 vs. Seattle, for charging mound in fourth inning (after being hit by pitch by Brett Hinchliffe)...Marked first career ejection...Also fined an undisclosed amount by A.L.
- Posted .984 fielding percentage (1/63) with 55 putouts and seven assists in 12 games (11 starts) behind the plate...Allowed five passed balls...Threw out five-of-12 basestealers (42%)...Also recorded .974 fielding percentage (1/38) as outfielder, collecting 36 putouts and one assist.
- Optioned to triple-A **Edmonton**, July 7, and recalled by **Anaheim**, July 30.
- Posted .243 average (18/74) with 10 runs scored, six doubles, five home runs and 14 RBI in 19 triple-A games.
- Hit safely in 12 of 19 games, including five multiple-hit games.
- Had season-best four RBI with two home runs (3/4), July 24 vs. Vancouver.
- Batted .360 (9/25) in six home games compared to .184 (9/49) in 13 road games.

### Career Highlights:

- In 1998, began season on 15-day disabled list (placed March 19) recovering from off-season arthroscopic right shoulder surgery...Marked second career D.L. stint...Transferred to 60-day D.L., July 30...Recalled from rehabilitation and activated from 60-day disabled list, Aug. 7.
- Batted .254 (18/71) with three runs scored, four doubles, one home run and seven RBI in 29 games with **Anaheim**.
- Season debut came Aug. 8 at Chicago, in first game of doubleheader, collecting season-high three hits.
- Collected first major league pinch-hit, Aug. 13 at Toronto (2B, 2 RBI).
- Lone home run came Sept. 24 at Oakland 2-run, 1st inn.; off Jimmy Haynes), marking last hit of season...Marked first major league home run since Aug. 19, 1997 vs. New York (David Wells).
- Made major league debut (start) at first base, Aug. 11 at Detroit...Made three appearances (two starts) at position...Made M.L. debut in outfield (left field) in first game of doubleheader, Aug. 8 at Chicago...Made 12 appearances (11 starts) at position.
- In 1997, began season with Angels, batting .111 (1/9) with one run scored, a double and RBI in four games.
- Optioned to triple-A **Vancouver**, April 15...Recalled by **Anaheim**, July 3.
- Overall, batted .290 (36/124) with 24 runs scored, six doubles, nine home runs and 24 RBI in 34 games with Angels.
- Hit .304 (34/115) in 30 games after recall.
- Season ended Aug. 20 vs. New York (1st game)...Suffered non-displaced fracture of distal ulnar bone in right wrist...Injury occurred on foul ball while catching.
- Connected for first two-HR game of major league career, July 16 vs. Detroit (Mike Moehler).
- Collected career-best four hits and six RBI, July 31 against Chicago...Three runs scored in same game equaled career high (July 17 vs. Detroit)...Six RBI that contest was most by Angel since Garret Anderson collected seven RBI, Aug. 29, 1995 vs. New York.
- Homered in three straight games, July 28-31, marking second Angel to do so in 1997 (Tim Salmon; July 4-6).

- Posted 1,000 fielding percentage (160 TC) in 26 games (25 starts)...Posted seven assists and five passed balls...Threw out 4 of 19 base stealers (21%).
- Underwent arthroscopic surgery on right shoulder, Oct. 28.
- In 1996, split season between triple-A **Vancouver** and **California**.
- Recalled by Angels, July 29.
- Finished with .190 (15/79) average with nine runs scored, a double, two home runs and nine RBI in 29 games.
- Made major league debut, July 30 at Detroit, finishing 1-for-2 with a run scored and two RBI...Entered contest as pinch-hitter (fly out) in sixth inning and remained in game behind plate...Posted first M.L. hit and RBI and RBI in eighth frame (two-run single off Richie Lewis).
- Made first major league start, Aug. 1 at Detroit...Finished 1-for-3 with a run scored, two-run home run and walk...HR was first of career (Brian Williams)...Other HR came Sept. 20 vs Texas (Darren Oliver).
- First multiple-hit game came, Aug. 22 at New York (2).
- Posted 1,000 fielding percentage behind plate (26 games, 138 total chances).
- In 1995, had contract purchased by **Angels** from **Vancouver**, Sept. 30.
- Did not appear in Angels' three remaining games.

## Minor League Career:

- In 1998, began season on 15-day disabled list (placed March 19) recovering from off-season arthroscopic right shoulder surgery...Transferred to 60-day D.L., July 30.
- Appeared in 30 rehab games at triple-A **Vancouver**, batting .278 (30/108) with 16 runs scored, 12 doubles, seven home runs and 20 RBI...In nine rehab games at single-A Lake Elsinore, batted .227 (10/44) with nine runs scored, two doubles, one home run and six RBI.
- Recalled from rehabilitation and activated from 60-day disabled list, Aug. 7.
- In 1997, began season with Angels...Optioned to triple-A **Vancouver**, April 15.
- Batted .354 (92/260) with 51 runs scored, 22 doubles, 25 home runs and 75 RBI in 64 games with Canadians.
- Led team in home runs (club record), RBI and multiple-HR games (4).
- Voted catcher for Pacific Coast League All-Star Team...Voted to A.L. Triple-A All-Star Team, a career first...Did not play due to recall by Angels.
- Named Topps "PCL Player of the Month" and Howe Sportsdata "Minor League Player of the Month" for May...Hit .429 (45/105) with 12 doubles, 16 home runs and 44 RBI in month.
- Collected three home runs and five RBI, May 8 at Tucson...Marked first three homer game since Aug. 7, 1995 at Salt Lake...Longest streak without home run was seven games, April 22-29.
- Twice totaled team-high 12 total bases (May 8 at Tucson; 3 HR, 5 RBI & May 14 vs. Phoenix; 5/5, 2B, 2 HR, 8 RBI)...Eight RBI was tops in minor leagues in 1997, one shy of club mark he set in 1996.
- Named PCL "Player of the Week" for May 11-17...Hit .517 (15/29) with 11 runs scored, three doubles, seven home runs and 22 RBI in seven games.
- Homered in five consecutive games (7 HR), May 13-17.
- Hit second PCL grand slam, June 3 at Salt Lake.
- Caught Darrell May's 4-0 no-hitter, June 27 vs. Salt Lake (2 G).
- Broke Canadians' single-season home run record, June 30 at Edmonton (off Jimmy Haynes), his 25th of season...Old record was 24, set by Joey Meyers in 1986.
- Recalled by Anaheim, July 3.
- In 1996, split season between triple-A **Vancouver** and **California**.
- Started with Canadians, posting .305 (68/223) average with 27 runs scored, 18 doubles, five home runs and 33 RBI in 60 games.
- Missed from April 10-May 25 (42 games) due to surgery to remove hook of hamate of left wrist...Began rehab in Mesa, AZ, May 1.
- Homered in consecutive games, June 23-24.
- Recalled by Angels, July 29.
- In 1995, named *Baseball Weekly's* Minor League Player of the Year and *Baseball America's* Organizational Player of the Year in third professional season.
- Began campaign at double-A **Midland**, batting .327 (104/318) with 59 runs scored, 19 doubles, a triple, 26 home runs and 57 RBI in 82 games.
- Named Batter of the Week, May 8-14 and Topps Minor League Player of the Month, Texas League (May; .379, 21 R, 6 2B, 13 HR, 23 RBI)...Selected *Baseball America* Classification All-Star, Texas-Mexican League All-Star and Texas League All-Star.
- Posted four two-home run games, coming in consecutive starts, May 8-9 in Tulsa, July 8 vs. San Antonio and July 12 vs. Shreveport...All eight HRs were solo.
- Promoted to Vancouver, July 13.
- Hit .250 (42/168) with 14 HRs and 35 RBI in 43 games.
- Overall on season, batted .300 (146/486) with 22 doubles, two triples, 40 home runs and 92 RBI in 125 games.
- Became first player to hit 40 home runs in one minor league season since Danny Tartabull in 1985.
- With Canadians, notched two multiple-HR games, including three-HR performance, Aug. 7, in Salt Lake City (all solo).
- Hit grand slam, Aug. 13, at Albuquerque (Shawn Holman).
- Played in 30 games for **Tempe Rafters** of Arizona Fall League during off-season...Batted .196 (21/107) with two HRs and 16 RBI.
- In 1994, spent entire season with single-A **Lake Elsinore**...Batted .302 (158/524) with 98 runs scored, 39 doubles, 35 HRs and 124 RBI in 133 games.
- Named to California League All-Star team as designated hitter...Selected as league's MVP and Rookie of the Year.
- Doubles, HRs and RBI led league...Also ranked first in total bases (306), extra base hits (76), HR/AB ratio (1:14.97) and slugging percentage (.584).
- Named California League "Player of the Week" four times...Selected April 24-30, May 8-14, July 10-16, and Aug. 14-20.
- Connected for grand slam, July 24 at High Desert.
- Tied league record with three HRs, Aug. 20 at Bakersfield.
- In 1993, spent first professional season leading **Boise** (short-A) to Northwest League Championship with circuit-leading 15 HRs, 71 RBI and 76 games.

- Connected for three 2-HR games.
- Honored as league's "Player of the Week," June 20-26...Batted .409 (9/22) with two HRs and eight RBI during span.
- Selected to Northwest League All-Star team as outfielder and named league's MVP.

## Personal/Misc.:

- Todd Anthony Greene.
- Active in Orange County community throughout season...Supported Americans' Walk for Diabetes (which benefits American Diabetes Assn.)...Visited patients at UCI Medical Center...Took part in Rod Carew's "Friends of Kiley" benefit which raised \$30,000 for Anaheim policeman's sick child.
- Graduated Evans High School (GA) in 1989.
- Attended Georgia Southern (1990-93)...Played in 240 games during collegiate career and holds school career records in hits (311), home runs (88), RBI (257), total bases (640) and slugging percentage (.709)...HR total ranks third on all-time NCAA Division I list.
- Three-time All American...Four-time All Conference choice, two as Trans America Athletic Conference (TACC) and two as Southern Conference.
- Named conference Player of the Year twice: 1990 (TACC), marking only freshman so honored, and 1993 (Southern Conference).
- Earned Bronze Medal at Pan American Games as member of 1991 USA Team.
- Signed by Angels' scout Bobby Myrick.

## Greene's Lifetime Playing Record

Year	Club	AVG	G	AB	R	H	2B	3B	HR	RBI	BB	SO	SB
1993	—Boise	.269	76★	305★	55	82	15	3	15★	71★	34	44	4
1994	—Lake Elsinore	.302	133	524	98	158	39★	2	35★	124★	64	96	10
1995	—Midland	.327	82	318	59	104	19	1	26	57	17	55	3
	Vancouver	.250	43	168	28	42	3	1	14	35	11	36	1
1996	—Vancouver	.305	60	223	27	68	18	0	5	33	16	36	0
	California	.180	29	79	9	15	1	0	2	9	4	11	2
1997	—Vancouver	.354	64	260	51	92	22	0	25	75	20	31	5
	Anaheim	.290	34	124	24	36	6	0	9	24	7	25	2
1998	—Lake Elsinore	.227	12	44	9	10	2	0	1	6	4	7	1
	Vancouver	.278	30	108	16	30	12	0	7	20	12	17	1
	Anaheim	.254	29	71	3	18	4	0	1	7	2	19	0
1999	—Anaheim	.243	97	321	36	78	20	0	14	42	12	63	1
	Edmonton	.243	19	74	10	18	6	0	5	14	0	12	0
<b>Major Totals</b>		<b>.247</b>	<b>189</b>	<b>595</b>	<b>72</b>	<b>147</b>	<b>31</b>	<b>0</b>	<b>26</b>	<b>82</b>	<b>25</b>	<b>118</b>	<b>5</b>

**Disabling Injuries:** 1998—Recovery arthroscopic surgery right shoulder, disabled Mar. 19-Aug. 7.  
1997—Fractured right wrist, disabled Aug. 20 through remainder of season.

## 1999

## Career

	AVG	AB	H	HR	RBI	AVG	AB	H	HR	RBI	
Arizona	.364	11	4	0	1	.364	11	4	0	1	
Baltimore	.304	23	7	2	3	.275	51	14	4	6	
Boston	.261	23	6	0	2	.225	40	9	0	6	
Chicago	.133	15	2	0	1	.256	43	11	1	9	
Cleveland	.227	22	5	1	2	.297	37	11	3	5	
Detroit	.259	27	7	2	3	.362	47	17	5	10	
Kansas City	.263	19	5	1	1	.188	32	6	1	2	
Los Angeles	.273	11	3	0	1	.273	11	3	0	1	
Minnesota	.235	17	4	1	4	.160	25	4	1	4	
New York	.304	23	7	1	3	.234	64	15	2	7	
Oakland	.182	33	6	1	6	.185	54	10	2	9	
San Francisco	.400	5	2	0	0	.400	5	2	0	0	
Seattle	.136	22	3	2	6	.171	41	7	2	6	
Tampa Bay	.333	18	6	1	3	.318	22	7	1	4	
Texas	.261	23	6	2	6	.209	43	9	3	7	
Toronto	.172	29	5	0	0	.231	52	12	0	2	
Home	.197	142	28	7	18	.229	271	62	13	33	
Away	.279	179	50	7	24	.262	324	85	13	49	
Pre-ASG	.240	233	56	12	31	.236	254	60	12	32	
Post-ASG	.250	88	22	2	11	.255	341	87	14	50	
Vs. RHP	.239	226	54	12	26	.264	379	100	20	54	
Vs. LHP	.253	95	24	2	16	.218	216	47	6	28	
Pinch-Hit	.273	11	3	1	4	.192	26	5	1	6	
Desig.-Hit	.236	161	38	7	25	.228	197	45	7	29	
In April	.219	64	14	4	15	.205	73	15	4	16	
May	.324	71	23	6	9	.324	71	23	6	9	
June	.209	86	18	2	6	.209	86	18	2	6	
July	.067	15	1	0	1	.306	72	22	5	17	
Aug.	.218	55	12	2	7	.245	192	47	7	23	
Sept.-Oct	.333	30	10	0	4	.218	101	22	2	11	
Longest Streak — 8 games, April 9-17 & May 9-22						Lifetime — 8 games (1999)					

## Career Multiple-Home Run Games (1)

July 16, 1997 vs. Detroit

## Career Grand Slams (1)

April 16, 1999 vs. Seattle

## Career Fielding

POS	PCT	G	PO	A	E	TC	DP	PB
C	.997	64	327	33	1	361	3	11
OF	.980	42	48	1	1	50	0	—
1B	1.000	3	16	1	0	17	2	—

## Greene's Bests

Season	Game
AVG .290 — 1997	H 4 — vs. Chi., 7-31-97
H 78 — 1999	RBI 6 — vs. Chi., 7-31-97
HR 14 — 1999	HR 2 — vs. Det., 7-16-97
RBI 42 — 1999	SB 1 — last time; at Det., 5-5-99
SB 2 — 1997 & 1996	

# Elpidio Guzman

# 48

Bats: Left Throws: Left Ht.: 6-0 Wt.: 165

Opening Day Age: 21 Born: Feb. 24, 1979

Birthplace: Santo Domingo, DR

Resides: Santo Domingo, DR

Acquired: Signed as minor league free agent, Nov. 27, 1995

Signed Thru: 2000



## O u t f i e l d e r

### 1999 Season:

- Completed third professional season, batting .274 (144/526) with four home runs and 48 RBI in 130 games with single-A **Cedar Rapids**, establishing career-highs in runs (74), hits, doubles (26), triples (13) and stolen bases (52)...Marked first season under .300 clip.
- Ranked second in Midwest League in triples and third in stolen bases...Also led Kernels in at-bats, runs and hits.
- Posted season-high eight-game hit streak, June 27-July 4, batting .472 (17/36) with seven runs scored and five doubles...Also posted two seven-game hitting streaks, July 22-29 and Aug. 21-29.
- Collected season-high five hits, June 16 at West Michigan...Also posted four hits April 24 at Beloit (4/5) and May 8 at King County (4/8).
- Posted season-high three runs, June 5 at Burlington and Aug. 27 vs. Quad City.
- Notched 11 multi-stolen base games, including a four-stolen base effort, June 20 vs. Rockford and two 3-stolen base games, July 6 vs. Quad City and Aug. 31 vs. Clinton.
- Collected home runs in back-to-back contests, July 28-29 at Michigan, during span of seven-straight multi-hit games, July 22-29.
- Best month came in July, batting .299 (35/177) with 19 runs scored, nine doubles, four triples, two home runs and eight RBI.
- Batted .305 (47/154) vs. left-handers as opposed to .261 (97/372) vs. right-handers...Posted .385 mark (5/13) and 12 RBI with bases loaded.

### Career Highlights:

- In 1998, spent season with **Butte** of Pioneer Rookie League...Marked finest season as professional, establishing career-highs in average (.331), home runs (9) and RBI (61)...Named team MVP.
- Led Copper Kings in average (No. 7 in league), at-bats (299), runs scored (70, No. 5), hits (99), total bases (152), home runs, RBI and stolen bases (40, No. 2).
- Posted season-high 13-game hit streak, July 3-16, batting .368 (21/57) with three home runs and 12 RBI...Hit in 10 straight, July 31-Aug. 9.
- Collected first four-hit game of professional career, Aug. 19 at Ogden, going 4-for-6 with three runs scored, two doubles and two RBI.
- Notched six multi-stolen base games including a four-stolen base effort, June 28 vs. Idaho Falls.
- Best month came in June (.362, 21/58, 1 HR, 9 RBI).
- In 1997, spent first professional season with **Butte**, batting .302 (13/43) with three home runs and 13 RBI in 17 games.
- Ranked second on club with .605 slugging percentage.
- In 1996, spent season playing in Dominican Summer League.

### Personal/Misc.:

- Elpidio Guzman.
- Graduated Carl Morgan H.S. (DR).
- Signed by Angels' scout Jose Gomez.

## Guzman's Lifetime Playing Record

Year Club	AVG	G	AB	R	H	2B	3B	HR	RBI	BB	SO	SB
1996—												
1997—Butte	.302	17	43	12	13	2	1	3	13	5	5	3
1998—Butte	.331	69	299	70	99	16	5	9	61	24	44	40
1999—Cedar Rapids	.274	130	526	74	144	26	13	4	48	41	84	52

# Shigetoshi Hasegawa 21

**Pos:** Right   **Throws:** Right   **Hts:** 5-11   **Wt:** 178  
**Opening Day Age:** 31   **Born:** Aug. 1, 1968  
**Birthplace:** Kobe, Japan  
**Resides:** Newport Beach, CA  
**Married:** Erie Hasedaka, Nov. 28, 1993  
**Children:** Kohto  
**Acquired:** Signed as free agent, Jan. 9, 1997  
**Signed Thru:** 2000  
**Major League Service:** 3 yrs.



## Right-handed Pitcher

### 1999 Season:

- Completed third major league season with 4-6 record, two saves (five chances) and 4.91 ERA (77 IP - 42 ER) in 64 games (one start) with **Anaheim**.
- Set career best and tied for club lead in games pitched.
- Among A.L. leaders, ranked fourth in lowest percentage of inherited runners scored (19.2%; 10/52) and tied for fourth in losses among relievers.
- As reliever, was 4-5 with 4.58 ERA (74.2 IP - 38 ER) in 63 games.
- Owns 15 career wins (15-16), all coming as reliever.
- Lone start came July 5 vs. Seattle (10-0 loss; 2.1 IP, 6 H, 4 R, 4 ER, 3 HR, 2 BB, 3 SO), marking first start since, Sept. 27, 1997 vs. Texas (no decision).
- As starter, is 0-4 with 7.18 ERA (36.1 IP - 29 ER) in eight games lifetime.
- Saves came Sept. 13 at Minnesota and Sept. 14 at Kansas City (Game 1).
- Lost five straight games, April 24 - Sept. 14 (53 games, one start).
- Pitched three innings (3 H, 1 R, 1 ER, 2 BB, 3 SO), June 22 at Seattle, marking longest outing of season.
- Walks high was two (six times) and strikeout high was three (six times).
- Entered game with bases loaded five times, allowing four of 15 runners to score.
- Allowed a hit in 44 games and a run in 28 contests...Angels were 25-38 in games he pitched as reliever.
- ERA was 5.63 (40 IP - 25 ER) at home and 4.14 (37 IP - 17 ER) on road.
- Posted ERA below 3.00 in May (1.54) and Aug. (2.84).
- Registered 3.00 ERA or lower against seven opponents, including 0.00 vs. Chicago and Oakland.
- Opponents batted .276 (80/290) against him...11 of 14 HR allowed were hit by right-handers.
- Average against was .306 (45/147) with none on, .245 (35/143) with runners on, .299 (20/67) with none on/out, .266 (21/79) with runners in scoring position, .308 (24/78) in close & late situations, .300 (3/10) with bases loaded, .196 (11/56) vs. first batter, .319 (15/47) when putting first pitch in play and .197 (24/122) with two strikes in count.
- Posted 1.000 fielding percentage (19 total chances) in 64 appearances...Base runners were successful on three of six stolen base attempts...Totaled one pickoff caught stealing.
- Signed one-year contract extension with club option for year 2001, April 17.

### Career Highlights:

- In **1998**, completed second major league season for **Anaheim** with 8-3 record, five saves and 3.14 ERA (97.1 IP - 34 ER) in 61 games.
- Set career bests in wins, ERA and saves...Led Angels' staff in ERA...Wins and innings pitched was most by A.L. reliever...Ranked sixth in league in average against with men on base (.208, 33/159).
- Won five straight decisions (May 19-Aug. 4), one shy of club record by reliever, set by Stewart Cliburn, July 14-Sept. 22, 1985.
- Recorded first major league save, June 4 at Seattle (2 IP, 4 SO)...Other saves came July 27 at Kansas City, Aug. 22 vs. Toronto, Sept. 6 vs. Kansas City and Sept. 27 at Oakland.
- Pitched 4.2 innings (6 H, 1 R, 1 ER, 1 HR, 1 BB, 1 WP), May 15 at Toronto, marking longest outing of season...Pitched three-or-more innings eight times, posting 1.93 ERA (28 IP - 6 ER).
- Was 5 of 7 in save situations, posting blown saves, May 6 vs. Toronto and Sept. 4 vs. Kansas City.
- Opponents batted .241 (86/357) against him, including .212 (31/146) against left-handers and .261 (55/211) average vs. right-handers.
- Average against was .208 (33/159) with runners on, .125 (1/8) with bases loaded and .220 (11/50) vs. first batter faced.
- Posted 1.000 fielding percentage (19 TC) in 61 appearances...Base runners were successful in 3 of 4 stolen base attempts.
- In **1997**, signed by **Angels** as free agent, Jan. 9.
- Completed major league rookie season with 3-7 record and 3.93 ERA (116.2 IP - 51 ER) in 50 appearances (seven starts)...Allowed 118 hits (14 HR), walked 46 and struck out 83 in that span.
- Became fourth Japanese-born player (all pitchers) to appear in major leagues, joining Hideo Nomo (Los Angeles, 1995-), Makato Suzuki (Seattle, 1996) and Masanori Murakami (San Francisco, 1964-65)...Was second Japanese-born player to join a

major league team after playing professionally in Japan's Central or Pacific Leagues (Nomo).

- Made major league debut as starter, suffering 7-5 setback, April 5 vs. Cleveland (4.1 IP, 7 H, 5 R, 5 ER, 1 HR, 2 BB, 2 SO)...HR was hit by Sandy Alomar, Jr.
- Registered first major league win, April 15 at New York (1 IP, 1 SO)...Entered contest trailing, 5-4...Angels scored two runs in ninth inning for 6-5 win...Became third Japanese player to win a game in major leagues (Nomo & Murakami)...Other victories came July 13 at Oakland (2.1 IP) and Sept. 7 at Detroit (4 IP).
- Among A.L. relievers, ranked tied for eighth in innings pitched (82.2) and seventh in first batter efficiency (.162; 6/37).
- As reliever, was 3-4 with 2.83 ERA (82.2 IP - 26 ER) in 43 appearances...Allowed 69 hits (9 HR), walked 36 and struck out 59 in that span.
- As starter, was 0-3 with 6.62 ERA (34 IP - 25 ER) in seven games...Allowed 49 hits (5 HR), walked 10 and struck out 24 in that span.
- Longest outing of season (6.2 IP), Aug. 20 vs. New York (2nd game), and strikeout high (8), Sept. 7 at Detroit (4 IP), were both highs among A.L. relievers in 1997.
- Longest outing as starter came May 9 at Milwaukee (6+ IP, 7 H, 5 R, 4 ER, 2 BB, 6 SO) in 5-4 loss.
- Posted 2.79 ERA (77.1 IP - 24 ER) over last four months of season (34 games, 3 starts), including 2.45 ERA (22 IP - 6 ER) in 11 games in June and 2.20 ERA (16.1 IP - 4 ER) in nine July contests...ERA as reliever in final 36 appearances was 2.27 (71.1 IP - 18 ER).
- Opponents batted .269 (118/438) against him, including .234 (69/295) as reliever and .343 (49/143) as starter.
- Opposing batters hit .227 (25/11; 3 HR) with runners in scoring position, including .136 (6/44) and no HR with two outs.
- Opposition hit .182 (2/11) with four RBI with bases loaded.
- Entered contest with bases loaded four times, allowing no runners to score.
- Blown save came in first opportunity, April 22 against Toronto (1 IP, 1 H, 1 R, 1 ER, 1 HR, 1 SO)...HR was hit by Alex Gonzalez.
- Posted .967 fielding percentage, committing one error in 30 total chances...Registered eight putouts, 21 assists and was involved in three double plays...Recorded one assist as pickoff caught stealing.
- In 1996, posted 4-6 record with 5.34 ERA (87.2 IP - 52 ER) with two complete games, and one save, recording 55 strikeouts and allowing 40 walks in 18 appearances with **Orix Blue Wave** of Japanese Pacific League.
- Surrendered 12 home runs in 87.2 IP (1.23 per nine innings pitched).
- Member of 1996 Japan Series Champion Orix Blue Wave.
- In 1995, finished season with 12-7 mark and 2.89 (171 IP - 55 ER) in 24 games with **Orix**.
- Recorded nine complete games and 91 strikeouts, while allowing 51 walks and 16 home runs.
- In 1994, appeared in 25 games with **Blue Wave**...Posted 11-9 record with 3.11 ERA (156.1 IP - 46 ER) with eight complete games, one save and 86 strikeouts.
- In 1993, completed best season with **Orix**...Recorded 12-6 mark with 2.71 ERA (159.2 IP - 48 ER) with nine complete games and 86 strikeouts.
- In 1992, finished season with 6-8 mark and 3.27 ERA (143.1 IP - 52 ER) with four complete games and one save in 24 appearances with **Blue Wave**.
- In 1991, recorded 12-9 mark with 3.55 ERA (185 IP - 73 ER) in 28 games with **Orix**...Recorded 11 complete games and 111 strikeouts...ERA ranked third in Pacific League.
- Named Pacific League "Rookie of the Year."

## Personal/Misc.:

- Shigetoshi Hasegawa (pronounced HOS-eh-gawa).
- Took part in Rod Carew's "Friends of Kiley" benefit which raised \$30,000 for Anaheim policeman's sick child.
- Participated in groundbreaking ceremony for San Fernando Valley Japanese-American Community Center baseball field for International Baseball Academy in 1998.
- Angels' representative on Edison International Rose Parade float, New Year's Day, 1999.
- Graduated from Ritsumeikan University, Kyoto (Japan) in 1991.

## Hasegawa's Lifetime Pitching Record

Year Club	W-L	ERA	G	GS	CG	SHO	SV	IP	H	R	ER	BB	SO
1991—Orix (JPN)	12-9	3.55	28	25	11	3	1	185	184	76	73	50	111
1992—Orix (JPN)	6-8	3.27	24	19	4	0	1	143.1	138	60	52	51	86
1993—Orix (JPN)	12-6	2.71	23	22	9	3	0	159.2	146	61	48	48	86
1994—Orix (JPN)	11-9	3.11	25	22	8	3	1	156.1	169	61	46	46	86
1995—Orix (JPN)	12-7	2.89	24	23	9	4	0	171	167	62	55	51	91
1996—Orix (JPN)	4-6	5.34	18	16	2	0	1	87.2	109	60	52	40	55
1997—Anaheim	3-7	3.93	50	7	0	0	0	116.2	118	60	51	46	83
1998—Anaheim	8-3	3.14	61	0	0	0	5	97.1	86	37	34	32	73
1999—Anaheim	4-6	4.91	64	1	0	0	2	77	80	45	42	34	44
<b>Major Totals</b>	<b>15-16</b>	<b>3.57</b>	<b>175</b>	<b>8</b>	<b>0</b>	<b>0</b>	<b>7</b>	<b>291</b>	<b>284</b>	<b>142</b>	<b>127</b>	<b>112</b>	<b>200</b>

HRs Allowed: 1997-14; 1998-14; 1999-14. Total: 42.

## 1999

## Career

	W-L	ERA	IP	ER	SO	SV	W-L	ERA	IP	ER	SO	SV
Arizona	0-0	7.71	2.1	2	0	0	0-0	6.75	4	3	1	0
Baltimore	0-0	5.40	5	3	5	0	0-1	6.57	12.1	9	9	0
Boston	0-0	1.42	6.1	1	2	0	1-0	1.69	16	3	8	0
Chicago	0-0	0.00	4.2	0	1	0	1-1	1.80	25	5	12	0
Cleveland	0-0	7.36	3.2	3	4	0	1-1	8.84	19.1	19	16	0
Colorado	0-0	3.00	3	1	1	0	0-0	0.96	9.1	1	5	0
Detroit	0-1	5.40	3.1	2	1	0	1-1	2.93	15.1	5	16	0
Kansas City	2-1	4.26	6.1	3	2	1	3-1	3.04	26.2	9	14	3
Los Angeles	0-0	9.00	3	3	2	0	0-0	3.72	9.2	4	5	0
Minnesota	0-1	10.80	3.1	4	4	1	1-3	5.79	18.2	12	19	1
New York	0-0	3.00	3	1	0	0	1-1	1.96	18.1	4	10	0
Oakland	1-0	0.00	2.1	0	3	0	3-0	1.17	7.2	1	5	1
San Diego	0-1	27.00	1	3	0	0	0-2	13.50	4	6	7	0
San Francisco	—	—	—	—	—	—	0-0	3.86	4.2	2	4	0
Seattle	0-2	7.71	11.2	10	12	0	0-2	3.86	28	12	24	1
Tampa Bay	0-0	1.69	5.1	1	2	0	2-0	0.68	13.1	1	10	0
Texas	1-0	4.15	8.2	4	3	0	1-0	5.28	30.2	18	18	0
Toronto	0-0	2.25	4	1	2	0	0-2	4.58	17.2	9	10	1
Home	2-3	5.63	40	25	24	0	6-8	4.41	157	77	109	2
Away	2-3	4.14	37	17	20	2	9-8	3.36	134	50	91	5
Pre-ASG	1-3	4.17	45.1	21	31	0	5-8	3.99	164.2	73	109	1
Post-ASG	3-3	5.97	31.2	21	13	2	10-8	3.85	126.1	54	91	6
In April	1-1	5.25	12	7	10	0	2-2	6.37	35.1	25	27	0
May	0-1	1.54	11.2	2	9	0	2-3	3.36	59	22	34	0
June	0-0	4.11	15.1	7	7	0	1-2	2.97	57.2	19	40	1
July	0-2	9.53	11.1	12	7	0	3-3	4.14	45.2	21	29	1
Aug.	0-1	2.84	12.2	4	4	0	2-4	2.58	45.1	13	29	1
Sept.-Oct.	3-1	6.43	14	10	7	2	5-2	5.06	48	27	41	4

SO High — 3, six times; last time, Sept. 26 at Sea.

Win Streak — 2 games, Sept. 29 - Oct. 2

Lifetime — 5 games (1998)

## Career Fielding

POS	PCT	G	PO	A	E	TC	DP
P	.985	175	16	51	1	68	6

## Hasegawa's Bests

Season	Game
W 8 — 1998	SO 8 — at Det.; 9-7-97
ERA 3.14 — 1998	IP 6.2 — vs. N.Y.; 8-20-97
SV 5 — 1998	
IP 116.2 — 1997	
SO 83 — 1997	



SM

# Bret Hemphill

# 8

**Hails:** Switch **Throws:** Right **ML:** 6-2 **Wt:** 215  
**Opening Day Age:** 28 **Born:** Dec. 17, 1971  
**Birthplace:** Santa Clara, CA  
**Resides:** Roseville, CA  
**Married:** Stephanie Mills, Jan. 18, 1997  
**Children:** Julia  
**Acquired:** Selected in 14th round of June, 1994 free agent draft  
**Signed Thru:** 2000  
**Major League Service:** 53 days.



## C a t c h e r

### 1999 Season:

- Completed sixth professional season with .143 average (3/21), three runs scored and two RBI in 12 games with **Anaheim**.
- Began season at triple-A Edmonton, batting .313 (77/246) with 29 runs scored, 16 doubles, one triple, seven home runs and 31 RBI in 74 games (56 as catcher and six as first baseman).
- Placed on disabled list, May 28-June 4, due to strained left hamstring.
- Hit .289 (44/152) with 21 runs scored, 10 doubles, six home runs and 19 RBI in 46 games at Edmonton before being recalled by **Anaheim**, June 28...Batted .429 (3/7) in four appearances.
- Made major league debut, June 28 vs. Texas, as defensive replacement for Matt Walbeck in eighth inning...Did not record plate appearance.
- Also appeared as defensive replacement in seventh inning, June 30 vs. Texas...Singled to center (hitting left-handed) in first major league at-bat (off Danny Patterson)...In next at-bat, collected first RBI (off Mike Venafro) with single to right (hitting right-handed)...Became first rookie to collect first two major league hits from each side of plate in first two major league at-bats since 1980.
- Made first major league start, July 3 at Oakland...Was 1-for-4 with one run scored and threw out 2-of-2 potential base-stealers.
- Optioned to **Edmonton**, July 23, appearing in 28 games and posting .315 average (33/94) with eight runs scored, six doubles, one triple, one home run and 12 RBI.
- Batted .321 (43/134) at home and .304 (34/112) on the road...Hit .314 (49/156) vs. right-handers and .311 (28/90) vs. left-handers.
- Batted .317 (38/120) with runners on base, .315 (23/73) with runners in scoring position and .400 (16/40) with RISP and two outs.
- Recalled by **Anaheim**, Sept. 7, appearing in eight games and going hitless in 14 at-bats.
- Posted .955 fielding percentage (2/44) as catcher with 36 putouts and six assists...Involved in one double play...Allowed one passed ball...Base stealers were successful in five of nine attempts (56%).

### Minor League Career:

- In **1998**, spent fifth professional season with triple-A **Vancouver** of Pacific Coast League.
- Batted .252 (39/155) with 16 runs scored, 10 doubles, two triples, four home runs and 12 RBI in 47 games.
- Posted seven-game hit streak from July 14-Aug. 1 (.400, 10/25, 2 R, 3 2B, 1 RBI)...Notched three multi-hit efforts during that span.
- Totaled 11 multi-hit games (all two-hit)...Recorded three multi-RBI games (2 two-RBI, 1 three-RBI).
- Missed two months of season from right shoulder strain...Disabled from April 2 - June 4.
- In **1997**, spent fourth professional season with double-A **Midland** of Texas League.
- Batted career-high .308 (82/266) with 46 runs scored, 15 doubles, two triples, 10 home runs and 63 RBI in 78 games.
- Had eight-game hit streak, July 18-26, batting .531 (17/32) with six runs scored, four doubles, one triple, one home run and 10 RBI.
- Went 2-for-4 with two runs, one home run and season-high five RBI, Aug. 2 vs. Wichita.
- In **1996**, spent third professional season with single-A **Lake Elsinore** of California League... Batted .263 (105/399) with 64 runs scored, 21 doubles, 17 home runs and 64 RBI in 108 games...Games, runs scored, doubles, triples, home runs and RBI all marked career-highs.
- Led Storm in home runs, tied for second in doubles and third in RBI.
- Registered 26 multi-hit games on season, including three four-hit contests...Went 4-for-5 with four runs scored, one double, two home runs and five RBI, July 26 at High Desert...Collected four hits with two runs scored, one home run and three RBI, Aug. 4 at San Bernardino.
- Batted .417 (15/36) with four doubles, four home runs and nine RBI in 11 post-season contests, leading Lake Elsinore to California League Championship.
- In **1995**, split season between single-A **Cedar Rapids** and single-A **Lake Elsinore**.
- Batted .252 (69/254) with eight home runs and 28 RBI in 72 games with Kernels.
- Appeared in 45 games with Lake Elsinore, posting .199 (29/146) average with one home run and 17 RBI.

- In 1994, began professional career with **Boise** (short season-A) of Northwest League.
- Batted .294 (74/252) with 16 doubles, three home runs and 36 RBI.
- Posted .992 fielding percentage with Hawks...Led league in games caught (68), total chances (613), putouts (534), assists (68) and tied for first in double plays (4).
- Batted .500 (6/12) with one double, one home run and five RBI, in three post-season contests, leading Boise to third Northwest League title in four years.

## Personal/Misc.:

- Bret Ryan Hemphill.
- Graduated from Cupertino High School (CA) in 1990.
- Attended DeAnza College in Cupertino, CA...Played baseball one season (1991), batting .259 with 13 doubles, four home runs and 24 RBI.
- Attended California State University, Fullerton, playing baseball from 1992-94...Batted .279 with 35 doubles, 16 home runs and 107 RBI in three seasons with the Titans.
- Signed by Angels' scout Steve Gruwell.

## Hemphill's Lifetime Playing Record

Year	Club	AVG	G	AB	R	H	2B	3B	HR	RBI	BB	SO	SB
1994	—Boise	.294	71	252	44	74	16	1	3	36	40	53	1
1995	—Cedar Rapids	.252	72	234	36	69	11	1	8	28	21	54	0
	Lake Elsinore	.199	45	146	12	29	7	0	1	17	18	36	2
1996	—Lake Elsinore	.263	108	399	64	105	21	3	17	64	52	93	4
1997	—Midland	.308	78	266	46	82	15	2	10	63	47	56	0
1998	—Vancouver	.252	47	155	16	39	10	2	4	12	12	33	0
1999	—Edmonton	.313	74	246	29	77	16	1	7	31	31	58	1
	Anaheim	.143	12	21	3	3	0	0	0	2	4	4	0

## 1999 & Career

	AVG	AB	H	HR	RBI		AVG	AB	H	HR	RBI
Baltimore	.000	3	0	0	0	Home	.167	12	2	0	2
Kansas City	.000	2	0	0	0	Away	.111	9	1	0	0
Los Angeles	.000	1	0	0	0	Pre-ASG	.500	6	3	0	1
Minnesota	.000	3	0	0	0	Post-ASG	.000	15	0	0	1
Oakland	.167	6	1	0	1	Vs. RHP	.154	13	2	0	0
Texas	.400	5	2	0	1	Vs. LHP	.125	8	1	0	2
Tampa Bay	.000	1	0	0	0	In June	1.000	2	2	0	1
						July	.200	5	1	0	0
						Sept.-Oct.	.000	14	0	0	1

Longest Streak — 2 games, June 30-July 2

Lifetime — 2 games (1999)

## Career Fielding

POS	PCT	G	PO	A	E	TC	DP	PB
C	.955	12	36	6	2	44	1	1

## Hemphill's Bests

Season	Game
AVG .143 — 1999	H 1 — 3 times; last time vs. T.B., 9-21-99
H 3 — 1999	RBI 1 — 2 times, last time vs. Oak., 9-29-99
RBI 2 — 1999	



# Ken Hill

# 44



**Bats:** Right   **Throws:** Right   **Ht.:** 6-2   **Wt.:** 215  
**Opening Day Age:** 34   **Born:** Dec. 14, 1965  
**Birthplace:** Lynn, MA  
**Resides:** Southlake, TX  
**Married:** Lorrie Rollin, Nov. 30, 1996  
**Children:** Ken Jr., Marcus  
**Acquired:** Re-signed as free agent, Nov. 16, 1997  
**Signed Thru:** 2000  
**Major League Service:** 10 yrs., 161 days.

## Right-handed Pitcher

### 1999 Season:

- Began second full season with **Anaheim**, posting 4-11 record and 4.77 ERA (128.1 IP - 68 ER) in 26 games (22 starts)...Allowed 129 hits (14 HR), walked 76 and struck out 76 on season.
- Was placed on 15-day disabled list, July 2 (retroactive to July 1), due to inflammation of right elbow...Was activated from D.L., July 19...Also placed on 15-day disabled list, Aug. 15, due to strained right groin/abdominal muscle and tendinitis left knee...Activated Sept. 1.
- As starter, was 4-11 with 4.80 ERA (123.2 IP - 66 ER) in 22 starts...As reliever, was 0-0 with 3.86 ERA (4.2 IP - 2 ER) in four games.
- Tied for club lead in losses...Walked club season-high eight batters, April 29 vs. Toronto.
- Among A.L. leaders, ranked second in lowest winning percentage (.267), tied for 10th in stolen bases against (21), sixth in average against left-handers (.240) and fifth in average with runners in scoring position (.225).
- Pitched in 300th career game, July 19 vs. San Diego (6 IP, 3 H, 2 BB, 7 SO), receiving no decision in Angels' 4-1, 10-inning loss.
- Pitched one inning (1 BB), Sept. 2 at Cleveland...Marked eighth career relief appearance and first since Oct. 1, 1995 vs. Kansas City (2 IP, 2 H, 1 R, 1 ER, 2 SO)...Owns 11 career relief outings in 309 career games.
- Longest win streak was two games (June 1-6, two starts)...Lost season-high six straight decisions in final 14 appearances (10 starts), June 11-Sept. 18.
- Longest outing as starter was 8.2 innings pitched, June 1 vs. Minnesota (5-1 win) while shortest outing came June 23 at Seattle (2 IP, 8-3 loss)...Longest outing as reliever was two innings, Sept. 5 vs. New York.
- Most runs allowed in game was seven, May 21 at Tampa Bay (3.1 IP).
- Surrendered season-high three home runs, June 11 vs. Arizona (5.1 IP).
- Strikeout high was seven, April 23 at Kansas City (7.1 IP) and July 19 vs. San Diego (6 IP).
- Finished 3-7 with 3.92 ERA (78 IP - 34 ER) in 14 games (12 starts) at home and 1-4 with 6.08 ERA (50.1 IP - 34 ER) in 12 games (10 starts) on road.
- ERA was 2.84 (38 IP - 12 ER) over final three months of season (10 games, six starts).
- ERA was below 3.00 against six opponents, including 0.00 vs. New York and San Diego.
- Opposition batted .270 (129/478) against him, including .240 (59/246) vs. left-handers and .302 (70/232) against right-handers.
- Average against was .257 (74/288) at home and .289 (55/190) on road.
- Opponents hit .294 (79/269, 11 HR) with none on, .239 (50/209, 3 HR) with runners on, .225 (29/129, 0 HR) with runners in scoring position, .221 (19/86, 0 HR) in first inning, .345 (10, 29, 0 HR) in close & late situations, .333 (5/15, 0 HR) with bases loaded, .435 (27/62, 6 HR) when putting first pitch in play and .266 (35/211, 2 HR) with two strikes in count.
- Angels were 7-15 in his 22 starts.
- Posted 4.15 ERA (65 IP - 30 ER) during innings 1-3; 5.32 ERA (47.1 IP - 28 ER) during innings 4-6 and 6.35 ERA (11.1 IP - 8 ER) in seventh inning-or-later.
- Allowed three earned runs-or-less in 15 of 22 starts.
- Retired first batter faced in inning 88 times in 132 opportunities (67%).
- Pitched into seventh inning-or-later in 10 of 22 starts, posting 3-4 record and 2.78 ERA (71.1 IP - 22 ER).
- Angels scored 96 runs in his 22 starts (4.4 per start), 62 while he was in game (2.8 per start; 4.5 per 9 IP)...Bullpen inherited 20 runners, allowing eight to score.
- As batter, was 0-for-3 with a GDP...Is batting .148 (49/330) with one HR and 21 RBI lifetime.
- Basestealers were successful on 21 of 26 attempts (81%)...Posted two pickoffs, one as pickoff caught stealing.
- Posted 1.000 fielding percentage (31 total chances)...Totaled six putouts, 25 assists and was involved in three double plays.

### Career Highlights:

- In **1998**, completed first full season with **Angels**, posting 9-6 record with 4.98 ERA (103 IP - 57 ER) in 19 starts...Allowed 123 hits (six HR), walked 47 and struck out 57 batters on season.
- First win of season came in first start, April 2 vs. New York (0-2 score; 6 IP, 5 H, 4 BB, 3 SO)...Marked 100th win of career.
- Did not allowed run in first two starts (14 IP, 10 H, 1 HB, 4 BB, 7 SO).
- Fanned Reggie Jefferson, April 7 vs. Boston at Edison Field, for 1,000th career strikeout.
- Allowed seven sacrifice hits, tied for eighth in A.L.
- Was 5-1 with 2.50 ERA (39.2 IP - 11 ER) in six April starts...Five wins in April is most for that month in career.

- Was 8-5 with 5.15 ERA (78.1 IP - 45 ER) in 14 starts before being placed on 15-day disabled list.
- Was placed on D.L., June 12 (retroactive to June 11) with bone spurs in right elbow...Underwent arthroscopic surgery to remove bone chips and spurs, June 15, at Kerlan-Jobe Clinic in Culver City, CA.
- Made three rehabilitation starts (two at single-A **Cedar Rapids** & one at single-A **Lake Elsinore**), posting combined 0-0 record and 3.18 ERA (11.1 IP - 4 ER), including 0-0 record and 1.23 ERA (7.1 IP - 1 ER) at Cedar Rapids...Activated from 15-day D.L., Aug. 28.
- Posted 1-1 mark with 4.38 ERA (24.2 IP - 12ER) in five starts after D.L.
- Base on balls high was seven, May 20 vs. Oakland (equalling team-high Chuck Finley), while strikeout best was also eight in same game (8.2 IP).
- Was 0-for-1 as batter (June 10 at Arizona).
- Posted 1.000 fielding percentage (19 TC) in 19 games.
- In 1997, began season with **Texas Rangers**, posting 5-8 record and 5.19 ERA (111 IP - 64 ER) in 19 starts...Allowed 129 hits (11 HR), walked 56 and struck out 68 in that span.
- Acquired by **Angels** from Texas Rangers in exchange for catcher Jim Leyritz and infielder Robert Sasser, July 29.
- Registered 4-4 record, one complete game and 3.65 ERA (79 IP - 32 ER) in 12 starts with Angels...Allowed 65 hits (8 HR), walked 39 and struck out 38 in that span.
- Overall, finished 9-12 with one complete game and 4.55 ERA (190 IP - 96 ER) in 31 starts.
- Was placed on 15-day disabled list, May 1, with right shoulder strain...Made one rehabilitation start for Tulsa (Texas' double-A affiliate), posting 0-0 record and 0.00 ERA (5 IP, 2 H, 1 BB, 3 SO)...Activated from D.L., May 24.
- Among A.L. leaders, ranked tied for 10th in losses, first in walks (95) and second in lowest strikeout/walk ratio (1.12).
- Posted 250th career game, July 15 at Anaheim (6-2 loss) and 250th start, Aug. 20 vs. New York (1st game; 7-3 loss).
- Pitched 1,500th inning of career, May 24 at Detroit.
- Struck out 900th career batter, April 7 at Milwaukee.
- Set Angels' season high for walks in game (7), July 30 at Cleveland...Contest marked Anaheim debut, defeating Indians, 5-2 (6.1 IP, 5 H, 2 R, 2 ER, 1 HR, 7 BB, 4 SO).
- Allowed three home runs in inning, Aug. 3 vs. Milwaukee (4th inn.), most allowed by Angels' pitcher in 1997.
- Lone complete game came Sept. 19 at Texas (7-1 score; 9 IP, 2 H, 1 R, 1 ER, 1 BB)...Marked 19th CG of career...Allowed lone run in first inning...Did not allow hit over final seven innings...Marked first career two-hitter...Owns pair of one-hitters...Two-hitter was Angels' low-hit game of season.
- Equalled career-best 10 strikeouts, Sept. 9 at Toronto (7.2 IP).
- Collected Angels' pitchers' lone hit and RBI in interleague play, Aug. 29 at San Diego...Collected two-run double to left-center field off Pete Smith, scoring Luis Alcega and Chad Kreuter...Finished contest 1-for-2 with a double, two RBI, sac-hit and strikeout...Marked lone plate appearances of season.
- Posted 1,000 fielding percentage (54 TC), totaling 17 putouts, 34 assists and two double plays...54 total chances ranked second among A.L. pitchers with perfect fielding percentage (Charles Nagy - Cle, 61).
- In 1996, posted 16-10 record with seven complete games, three shutouts and 3.63 ERA (250.2 IP - 101 ER) in 35 starts for **Texas**.
- Led Rangers in starts, shutouts, innings and strikeouts (170) while posting lowest ERA among qualifiers...Also tied for first in wins and complete games while ranking among A.L. leaders in shutouts (T1st), starts and complete games (T2nd), innings (3rd), wins (T5th) and ERA (6th).
- Established career highs in starts, complete games, innings and strikeouts and matched major league bests for wins and shutouts.
- Three shutouts tied Toronto's Pat Hentgen, Minnesota's Rich Robertson and Florida's Kevin Brown for major league lead and were most by Ranger since Brown had three in 1993.
- Pitched second career one-hitter in 11-0 victory, May 3 at Detroit...Allowed infield single to Bobby Higginson in first inning, before retiring final 26 batters...Retired next five hitters in next start, May 9 vs. Toronto before Jon Olerud singled, snapping streak at club record 31 consecutive batters retired...Roger Pavlik hurled one-hitter, May 4 at Detroit, just eighth time since 1900 that team had consecutive one-hitters, first in A.L. since 1917.
- Other complete game/shutouts were four-hitter, May 14 vs. Kansas City and five-hitter, Aug. 12 vs. Detroit.
- Allowed just 19 homers in 250.2 innings, average of .682 every nine innings, second best ratio in A.L. behind Hentgen (.677)...Went 58 innings without allowing home run, April 28-June 5.
- Permitted career-high nine runs, June 11 vs. Milwaukee.
- Ranked fifth among A.L. pitchers in total chances (60)...Led league in balks (4), allowed fifth most hits (250) and issued seventh most walks (95).
- Started Game 2 of A.L. Division Series vs. New York Yankees...Left in seventh inning with two on and none out and 4-2 lead...Texas lost in 12 innings, 5-4.
- Earned Rangers' Pitcher of the Year Award from Dallas-Ft. Worth chapter of the Baseball Writers Association of America.
- In 1995, combined to go 10-8 with 4.62 ERA (185.1 IP - 95 ER) in 30 games (29 starts) with **St. Louis** and **Cleveland**...Was 6-7 with 5.06 ERA (110.1 IP - 62 ER) in 18 starts with Cardinals.
- Acquired by Indians, July 27 and posted 4-1 mark with 3.98 ERA (74.2 IP - 33 ER) in 12 appearances (11 starts) rest of season.
- Recorded 2-0 mark with 4.50 ERA (52 IP - 26 ER) in first eight starts through Sept. 6, earning first A.L. victory in second start, Aug. 3 vs. Minnesota.
- Was 2-1 with 1.84 ERA (14.2 IP - 3 ER) in four post-season appearances (two starts)...Was only Cleveland pitcher besides Orel Hershiser (4-1) to record more than one victory.
- In only Division Series appearance vs. Boston, earned 5-4 (13th inn.) victory Game 1, Oct. 3 at Jacobs Field, pitching 1.1 scoreless innings of relief.
- Allowed five hits and no runs over seven innings, recording 7-0 victory over Seattle, in Game 4 of ALCS, Oct. 14 at Cleveland.
- Made two appearances versus Atlanta in World Series...Was starter and pitcher of record in Game 4, 5-2 loss, Oct. 25 at Jacobs Field, allowing six hits and three runs in 6.1

innings...Pitched five scoreless innings before Ryan Klesko homered in sixth to break scoreless tie.

- Worked in relief in Indians' 1-0 loss in Game 6, Oct. 28 at Atlanta...Allowed single to only batter faced (Marquis Grissom).
- In **1994**, in final year with **Montreal**, tied Atlanta's Greg Maddux for N.L. lead in wins (16), had third-highest winning percentage (.762) and 11th lowest ERA (3.32).
- Finished second to Greg Maddux in balloting for Baseball Writers Association of America's N.L. Cy Young Award.
- Made first All-Star Game appearance, pitching two scoreless innings in relief, July 12 at Pittsburgh.
- Became earliest 15-game winner in Expos' history, Aug. 2 vs. St. Louis.
- Led N.L. in sacrifice hits (16) as batter.
- In **1993**, posted 6-0 mark with 2.32 ERA (81.1 IP - 21 ER) in 11 starts through June 1, setting club record for consecutive victories at start of season...Was 4-0 with 1.80 ERA (40 IP - 8 ER) in five starts in April, earning N.L. "Pitcher of the Month" honors.
- Sustained strained right groin muscle running out ground ball, May 21 at Philadelphia...Was hampered by injury but made five more starts before going on disabled list, June 26.
- Started rehab assignment at Ottawa, July 12.
- Was activated, July 17 but was bothered by injury rest of season...Was 0-2 in final four starts after winning, Sept. 4 at Houston
- In **1992**, tied for third in N.L. in wins (16), had seventh best winning percentage (.640), compiled eighth lowest ERA (2.68), career best...Tied for eighth in shutouts (3) and tied for 10th in starts (33).
- Opponents hit .230 (187/812), seventh lowest in league.
- In Expos debut pitched four-hit shutout, April 10 at New York, second Montreal pitcher ever to debut with shutout (Ross Grimsley, 1978).
- Was 2-2 with 1.42 ERA (38 IP - 6 ER) in five starts in April, earning "Player of the Month" honors.
- Tossed one-hit shutout against New York Mets, June 8...Lone hit was fifth inning-single by opposing starter Anthony Young.
- Won career-high seven straight decisions, June 19-July 27.
- Fanned career-best 10 batters, July 10 at San Francisco.
- In **1991**, led **St. Louis** staff in strikeouts (121) and held opposition to .224 batting average, fourth best in N.L.
- Was 8-9 with 4.21 ERA (132.2 IP - 62 ER) when placed on disabled list, Aug. 11 with strained right elbow...Was activated Sept. 1 and went 3-1 with 1.85 ERA (48.2 IP - 10 ER) in last seven starts...Selected Cardinals' Player of the Month for September.
- In **1990**, started season with **St. Louis**, was optioned to **Louisville** (triple-A), April 28 after appearing in three games in relief.
- Was recalled by St. Louis, July 26...Posted 5-6 record in 14 starts rest of season.
- Won three straight decisions, Aug. 4-20.
- In **1989**, began season at **Louisville**, was recalled by St. Louis, April 19.
- Recorded first major league victory, April 20 vs. Montreal.
- His 33 starts were most by Cardinals' rookie since Reggie Cleveland in 1971 (34).
- Led N.L. in walks (99) and tied for league lead in losses...Tied N.L. record for fewest losses by pitcher who led league in defeats.
- In **1988**, began season on **St. Louis'** 21-day disabled list with pulled muscle in left side...Was activated and optioned to **Arkansas**, May 9.
- Was promoted to St. Louis, Sept. 2 and made major league debut in relief, Sept. 3 at Houston.
- Lost only start, Sept. 27 at Pittsburgh.

## Minor League Career:

- In **1993**, made rehab appearance with triple-A **Ottawa**, hurling four scoreless innings, allowing one hit and one walk.
- In **1991**, made appearance with triple-A **Louisville** on rehabilitation assignment, pitching one scoreless inning, while striking out two.
- In **1990**, was 6-1 with 1.79 ERA (85.1 IP - 17 ER) in 12 starts with **Louisville**.
- Fanned 11 or more batters six times, including club record 15, May 10 vs. Indianapolis.
- Was three time American Association pitcher of the week and member of All-Star team.
- In **1989**, began season with **Louisville**, posting 0-2 record and 3.50 ERA (18 IP - 7 ER) in three appearances, before promotion to **St. Louis**.
- In **1988**, lost first six decisions with double-A **Arkansas** through June 18, before winning next 9 of 12 decisions...Was promoted to **St. Louis**, Sept. 2.
- In **1987**, began third professional season at **Arkansas**.
- Recorded 3-5 mark with 5.20 ERA (53.2 IP - 31 ER) in 18 appearances (eight starts).
- Was assigned to St. Petersburg (single-A), June 16.
- In **1986**, started season with single-A **Gastonia**...Promoted to double-A **Glen Falls** for one start, before being traded to St. Louis Cardinals' organization, Aug. 10.
- Made three starts for **Arkansas** to finish season.
- In **1985**, began professional career with **Gastonia**...Posted 3-6 record with 4.96 ERA (69 IP - 38 ER) in 15 games (12 starts).

## Personal/Misc.:

- Kenneth Wade Hill.
- Active in Orange County community throughout year...Along with wife Lorrie, established "Ken's Kids" to provide 100 tickets to Angels' games for youth groups and charity organizations...During Christmas holidays, the Hills provided toys and Disney On Ice tickets to Orangewood Children's Home...Also actively support local church youth groups and Second Harvest Food Bank of Orange County.
- Graduated Classical (MA) High School...Played baseball, basketball and soccer.
- Played baseball for two seasons at North Adams (MA) State College.
- Participated in American Legion program.

## Hill's Lifetime Pitching Record

Year	Club	W-L	ERA	G	GS	CG	SHO	SV	IP	H	R	ER	BB	SO
1985	Gastonia	3-8	4.96	15	12	0	0	0	69	60	51	38	57	48
1986	Gastonia	9-5	2.79	22	16	1	0	0	122.2	95	51	38	80	86
	Glens Falls	0-1	5.14	1	0	0	0	0	7	4	4	4	6	4
	Arkansas	1-2	4.50	3	3	1	0	0	18	18	10	9	7	9
1987	Arkansas	3-5	5.20	18	8	0	0	2	53.2	60	33	31	30	48
	St. Petersburg	1-3	4.17	18	4	0	0	2	41	38	19	19	17	32
1988	Arkansas	9-9	4.92	22	22	3	1	0	115.1	129	78	63	50	107
	St. Louis	0-1	5.14	4	1	0	0	0	14	16	9	8	6	6
1989	Louisville	0-2	3.50	3	3	0	0	0	18	13	8	7	10	18
	St. Louis	7-15	3.80	33	33	2	1	0	196.2	186	92	83	99	112
1990	St. Louis	5-6	5.49	17	14	1	0	0	78.2	79	49	48	33	58
	Louisville	6-1	1.79	12	12	2	1	0	65.1	47	20	17	27	104
1991	St. Louis	11-10	3.57	30	30	0	0	0	181.1	147	76	72	67	121
	Louisville	0-0	0.00	1	1	0	0	0	1	0	0	0	0	2
1992	Montreal	★16-9	2.68	33	33	3	3	0	218	187	76	65	75	150
1993	Montreal	9-7	3.32	23	23	2	1	0	183.2	163	84	66	74	90
	Ottawa	0-0	0.00	1	1	0	0	0	4	1	0	0	1	0
1994	Montreal	16-5	3.32	23	23	2	1	0	154.2	145	61	57	44	95
1995	St. Louis	6-7	5.06	18	18	0	0	0	110.1	125	71	62	45	50
	Cleveland	4-1	3.96	12	11	1	0	0	74.2	77	36	33	32	48
1996	Texas	16-10	3.63	35	35	7	3★	0	250.2	250	110	101	95	170
1997	Texas	5-8	5.19	19	19	0	0	0	111	129	69	64	56	68
	Tulsa	0-0	0.00	1	1	0	0	0	5	2	0	0	1	3
	Anaheim	4-4	3.65	12	12	1	0	0	79	85	34	32	29	38
1998	Anaheim	9-6	4.98	19	19	0	0	0	103	123	60	57	47	57
	Cedar Rapids	0-0	1.23	2	2	0	0	0	7.1	7	1	1	1	6
	Lake Elsinore	0-0	6.75	1	1	0	0	0	4	5	4	3	5	2
1999	Anaheim	4-11	4.77	26	22	0	0	0	128.1	129	72	68	76	76
<b>Angels Totals</b>		<b>17-21</b>	<b>4.47</b>	<b>57</b>	<b>53</b>	<b>1</b>	<b>0</b>	<b>0</b>	<b>310.1</b>	<b>318</b>	<b>166</b>	<b>154</b>	<b>152</b>	<b>171</b>
<b>A.L. Totals</b>		<b>42-40</b>	<b>4.28</b>	<b>123</b>	<b>118</b>	<b>9</b>	<b>3</b>	<b>0</b>	<b>746.2</b>	<b>773</b>	<b>381</b>	<b>355</b>	<b>335</b>	<b>457</b>
<b>N.L. Totals</b>		<b>70-60</b>	<b>3.65</b>	<b>186</b>	<b>180</b>	<b>10</b>	<b>5</b>	<b>0</b>	<b>1137.1</b>	<b>1048</b>	<b>518</b>	<b>461</b>	<b>443</b>	<b>672</b>
<b>Major Totals</b>		<b>112-100</b>	<b>3.83</b>	<b>309</b>	<b>298</b>	<b>19</b>	<b>8</b>	<b>0</b>	<b>1884</b>	<b>1821</b>	<b>899</b>	<b>816</b>	<b>778</b>	<b>1129</b>

HRs Allowed: 1988-0; 1989-9; 1990-7; 1991-15; 1992-13; 1993-7; 1994-12; 1995-21; 1996-19; 1997-19; 1998-6; 1999-14. Total: 142.

Signed as non-drafted free agent by Detroit Tigers organization, Feb. 14, 1985.

Traded to St. Louis Cardinals with player to be named later (first baseman Mike Laga, Sept. 2, 1986) for catcher Mike Heath, Aug. 10, 1986.

Traded to Montreal Expos for first baseman Andres Galarraga, Nov. 25, 1991.

Traded to St. Louis Cardinals for pitchers Bryan Eversgerd and Kirk Bullinger and outfielder Darond Stovall, April 5, 1995.

Traded to Cleveland Indians for infielder David Bell, pitcher Rick Heiserman and catcher Pap McNeal, July 27, 1995.

Granted free agency, Nov. 1, 1995.

Signed by Texas Rangers, Dec. 22, 1995.

Traded to Anaheim Angels, July 29, 1997, in exchange for catcher Jim Leyritz and infielder Robert Sasser.

Granted free agency, Nov. 7, 1997.

- Disabling Injuries:**
- 1999 — Inflammation right elbow, disabled July 1-19.
  - Strained right groin/Tendinitis left knee, disabled Aug. 15-Sept. 1
  - 1998 — Arthroscopic surgery on right elbow, disabled June 11-Aug. 28
  - 1997 — Strained right shoulder, disabled May 1-24.
  - 1993 — Strained right groin muscle, disabled June 26-July 17.
  - 1991 — Strained right elbow, disabled Aug. 11-Sept. 1.
  - 1986 — Pulled muscle in left side, disabled March 26-May 9.

## 1999

## Career

	W-L	ERA	IP	ER	SO	SV	W-L	ERA	IP	ER	SO	SV
Anaheim	—	—	—	—	—	—	2-1	3.82	35.1	15	25	0
Arizona	0-1	8.18	11	10	6	0	0-2	11.88	8.1	11	3	0
Baltimore	0-2	7.11	12.2	10	10	0	1-2	6.06	49	33	34	0
Boston	0-1	9.82	3.2	4	3	0	5-2	4.50	60	30	34	0
Chicago	—	—	—	—	—	—	1-2	2.79	38.2	12	22	0
Cleveland	0-2	3.18	11.1	4	6	0	1-2	3.06	17.2	6	10	0
Colorado	—	—	—	—	—	—	2-1	4.09	22	10	13	0
Detroit	0-0	1.74	10.1	2	6	0	5-0	2.20	59.2	17	48	0
Kansas City	1-0	2.57	14	4	10	0	3-3	3.27	71.2	26	47	0
Los Angeles	1-0	4.50	6	3	1	0	6-4	2.74	95.1	29	61	0
Minnesota	1-1	1.76	15.1	3	9	0	6-4	4.35	72.1	35	48	0
New York	0-0	0.00	2	0	1	0	3-5	4.62	50.2	26	26	0
Oakland	—	—	—	—	—	—	3-0	2.97	39.1	13	33	0
San Diego	0-0	0.00	6	0	7	0	9-2	3.21	115	41	76	0
San Francisco	—	—	—	—	—	—	5-3	3.47	72.2	28	40	0
Seattle	0-1	6.00	9	6	4	0	4-4	3.82	66	28	37	0
Tampa Bay	0-1	8.18	11	10	6	0	1-1	5.30	18.2	11	9	0
Texas	0-1	15.95	7.1	13	6	0	1-2	6.35	22.2	16	8	0
Toronto	1-1	2.51	14.1	4	5	0	1-5	5.51	50.2	31	29	0
Home	3-7	3.92	78	34	48	0	51-51	3.89	926	400	521	0
Away	1-4	6.08	50.1	34	28	0	61-49	3.91	958	416	608	0
Pre-ASG	3-8	5.58	90.1	56	50	0	71-47	3.83	1042.1	444	618	0
Post-ASG	1-3	2.84	38	12	26	0	41-53	3.98	841.2	372	511	0
In April	1-1	3.94	29.2	13	19	0	24-11	3.04	311.1	105	183	0
May	0-3	6.43	28	20	17	0	24-13	3.71	340	140	207	0
June	2-4	6.34	32.2	23	14	0	16-21	4.68	307.2	160	165	0
July	0-2	2.60	17.1	5	14	0	18-15	4.18	288.1	134	193	0
Aug.	1-1	2.81	16	5	11	0	16-19	4.06	303.2	137	174	0
Sept.-Oct.	0-0	3.86	4.2	2	1	0	14-21	3.78	333	140	207	0

SO High — 7, twice; last time, July 19 vs. S.D.

Win Streak — 2 games, June 1-11

Lifetime — 7 games (1992)

## All-Star Game Record

Year	Club, Site	W-L	ERA	G	GS	CG	SHO	SV	IP	H	R	ER	BB	SO
1994	—Mon., Pit.	0-0	0.00	1	0	0	0	0	2	0	0	0	1	0

## Division Series Record

Year	Club, Opp.	W-L	ERA	G	GS	CG	SHO	SV	IP	H	R	ER	BB	SO
1995	—Cle., Bos.	1-0	0.00	1	0	0	0	0	1.1	1	0	0	0	2
1996	—Tex., N.Y. (AL)	0-0	4.50	1	1	0	0	0	6	5	3	3	3	1
<b>Totals</b>		<b>1-0</b>	<b>3.68</b>	<b>2</b>	<b>1</b>	<b>0</b>	<b>0</b>	<b>0</b>	<b>7.1</b>	<b>6</b>	<b>3</b>	<b>3</b>	<b>3</b>	<b>3</b>

## League Championship Series Record

Year	Club, Opp.	W-L	ERA	G	GS	CG	SHO	SV	IP	H	R	ER	BB	SO
1995	—Cle., Sea.	1-0	0.00	1	1	0	0	0	7	5	0	0	3	6

## World Series Record

Year	Club, Opp.	W-L	ERA	G	GS	CG	SHO	SV	IP	H	R	ER	BB	SO
1995	—Cle., Atl.	0-1	4.26	2	1	0	0	0	6.1	7	3	3	4	1

## Major League Hitting Totals

AVG	AB	H	HR	RBI
.148	330	49	1	21

## Career Fielding

POS	PCT	G	PO	A	E	TC	DP
P	.975	309	176	331	13	520	25

## Hill's Bests

Season	Game
W 16 — 1996, 1994 & 1992	Low-Hit 1 — at Det., 5-3-96 & vs. N.Y., 6-8-92
ERA 2.68 — 1992	SO 10 — at Tor., 9-9-97 & at S.F., 7-10-92
IP 250.2 — 1996	IP 9 — last time: at Tex., 9-19-97
SO 170 — 1996	

# Mike Holtz

# 65

**Bats:** Left **Throws:** Left **Ht.:** 5-9 **Wt.:** 188

**Opening Day Age:** 27

**Born:** Oct. 10, 1972

**Birthplace:** Arlington, VA

**Resides:** Hollidaysburg, PA

**Married:** Kristie Berdosky, Nov. 8, 1997

**Children:** Dane

**Acquired:** Selected in 17th round June, 1994 free agent draft

**Signed Thru:** 2000

**Major League Service:** 3 years, 8 days.



## Left-handed Pitcher

## 1999 Season:

- Completed sixth professional season in Angels' organization, splitting time between **Anaheim** and triple-A **Edmonton**.
- Compiled 2-3 record with 8.06 ERA (22.1 IP - 20 ER) in 28 relief appearances for Angels...Allowed 26 hits and 15 walks while striking out 17.
- Posted 2-1 mark with 2.30 ERA (27.1 IP - 7 ER) and one save in 20 relief appearances with Trappers.
- Recorded 0-1 mark and 1.72 ERA (15.2 IP - 3 ER) in 11 road games and 2-0 with 3.09 ERA (11.2 IP - 4 ER) in nine home games.
- Opponents' batting average was .202 (20/99) against him, including .194 (13/67) by right-handers and .219 (7/32) by left-handers.
- Began season in **Anaheim**, pitching in 10 games (1-1, 1.42 ERA)...Pitched two thirds of an inning vs. Cleveland, April 6, posting first win of season...Faced one batter (single) at Detroit, May 4, earning first loss of season.
- Optioned to **Edmonton**, May 8...In 18 appearances, recorded 2-1 record with 2.66 ERA (23.2 IP - 7 ER) and 35 strikeouts...Captured save vs. Tacoma, May 18 (1 IP, 1 SO).
- Earned decisions in three consecutive appearances: Win vs. Colorado Springs, June 20 (2 IP, 2 H, 1 BB, 3 SO); loss at Omaha, June 24 (1 IP, 1 H, 1 ER, 2 SO); win vs. Memphis, June 26 (2.1 IP, 1 H, 5 SO).
- Recalled from Edmonton, June 27, making two appearances for Angels (0-0, 6.00 ERA) before being optioned back to triple-A, July 6.
- In final two outings for Canadians, pitched 3.2 hitless and scoreless innings with four strikeouts.
- Recalled to **Anaheim**, July 23...Pitched in 12 games and posted 0-2 mark with 15.96 ERA (7.1 IP - 13 ER).

- Suffered second loss of season, July 25 at Baltimore (0.1 IP, 1 R, 1 ER, 1 BB)...Suffered third loss of season, Aug. 17 at Chicago (1 H, 1 R, 1 ER, 1 BB).
- Placed on 15-day disabled list, Aug. 25, with strained right hamstring...Activated from D.L., Sept. 10.
- Compiled 1-0 record in last four appearances, striking out five batters in 4.2 scoreless innings.
- Pitched three scoreless innings (2 BB, 1 IBB, 3 SO, 1 HB, 1 WP) vs. Texas, Oct. 1, posting second win of season...Outing equalled longest of career (July 15, 1996 at Texas).
- Of 10 career wins, four have come against Boston.
- Allowed hit in 14 games and run in 10 contests...Angels were 6-22 in games he pitched.
- Basestealers were unsuccessful in three attempts...Registered one pickoff caught stealing.
- Posted 1.000 fielding percentage (seven total chances), collecting two putouts and five assists.

## Career Highlights:

- In **1998**, began second major league season with **Angels** and finished with 2-2 record and 4.75 ERA (30.1 IP - 16 ER) with one save (two chances) in 53 games...Allowed 38 hits, walked 15 and struck out 29 in that span...Did not allow home run.
- Optioned to triple-A **Vancouver**, Aug. 3, and recalled, Sept. 1.
- Posted 2-1 record and 5.33 ERA (25.1 IP - 15 ER) in 42 games before option to Vancouver...Compiled 0-1 mark and 1.80 ERA (5 IP - 1 ER) in 11 games after option.
- Recorded only save of season and third in career, July 25 at Kansas City (.1 IP).
- Appeared in 100th game of career, April 6, vs. Boston, posting first win of season...Second victory came April 22 vs. Baltimore (.2 IP).
- Did not allow run in 14 straight appearances, June 26 - Sept. 1 (6.1 innings)...Allowed just one earned run over final 24 appearances (11.1 innings).
- Served two-game suspension, June 18-19, as result of ejection for hitting Jose Offerman with pitch, June 2 at Kansas City.
- In **1997**, completed first full major league season, posting 3-4 record with two saves (eight opportunities) and 3.32 ERA (43.1 IP - 16 ER) in 66 games...Allowed 38 hits (7 HR), walked 15 and struck out 40 in that span.
- Led club in games pitched, ranking eighth in games and seventh in relief appearances on Angels' All-Time list.
- Among A.L. leaders, ranked fourth in lowest percentage of inherited runners scored (21.4; 12/56) and tied for ninth in blown saves (6).
- Recorded first career save, May 14 vs. Baltimore (.1 IP, 1 H, 1 SO)...Other save came July 28 at Cleveland (2nd game)...Wins came April 4 vs. Cleveland, April 29 at Boston & July 25 at Boston (second game)...Losses came June 18 against Los Angeles, June 25 at Texas, July 31 vs. Chicago & Sept. 26 vs. Texas.
- Fanned at least one batter in first eight appearances...Walked two batters once, April 29 at Boston.
- Did not allow run for 13 straight appearances, April 17-May 17 (6.1 IP).
- In **1996**, split third professional season between double-A **Midland** and **California**.
- Had contract selected by Angels, July 11.
- Posted 3-3 record and 2.45 ERA (29.1 IP - 8 ER) in 30 appearances...Allowed 21 hits (one HR), walked 19 and struck out 31...Also recorded three holds.
- Lone home run surrendered came July 18 vs. Seattle (Edgar Martínez), first run allowed in ML career.
- Ranked 10th in A.L. in lowest batting average against by reliever with runners on base (.214; 12/56).
- Made major league debut, July 11 vs. Seattle (.1 IP, 1 SO, 1 WP)...Retired first 12 batters faced (six strikeouts) in career.
- Posted first major league win, July 25 vs. Milwaukee (.2 IP, three pitches)...Other victories came Aug. 18 at Boston (.1 IP, 1 SO) and Aug. 29 vs. New York (2.1 IP - 3 SO).
- Suffered first major league loss, July 28 vs. Milwaukee (4-3 score in 13 inn.: 1 IP, 1 H, 1 R, 0 ER, 1 BB, 1 SO).
- Longest outing was three innings pitched, July 15 at Texas.
- Posted season-best five strikeouts, July 30 vs. Detroit, equalling most by Angels reliever during campaign.

## Minor League Career:

- In **1998**, optioned to triple-A **Vancouver**, Aug. 3, posting 0-0 record with 1.74 ERA (10.1 IP - 2 ER) with two saves in 10 games for Canadians...Recalled to **Anaheim**, Sept. 1.
- In **1996**, split third professional season between double-A **Midland** and **California**.
- Began season at Midland, posting 1-2 record, two saves and 4.17 ERA (41 IP - 19 ER) in 33 appearances.
- Lone win came June 15 vs. El Paso (1 IP, 1 SO).
- Saves came April 20 at El Paso and May 23 at Arkansas.
- Longest outing was 3.1 innings, June 21 at El Paso.
- Had contract selected by Angels, July 11.
- In **1995**, spent second professional season at **Lake Elsinore** (single-A).
- Posted 4-4 mark with three saves and 2.29 ERA (82.2 IP - 21 ER) in 56 games.
- Ranked first among California League pitchers in games and fourth in strikeouts per nine innings (11.00) for reliever.
- Appeared in three post-season games with Storm, posting 1.50 ERA (6 IP - 1 ER).
- Appeared in both Hawaiian Winter and Arizona Fall Leagues during off season.
- In **1994**, did not record decision but posted 0.51 ERA (35 IP - 2 ER) with 11 saves in 22 games for Northwest League Champion **Boise** (single-A).
- Ranked second among league relief pitchers in SO per nine innings (15.17) and tied for fourth in saves.
- Posted 4.91 (3.2 IP - 2 ER) in two post season games.

## Personal/Misc.:

- Michael James Holtz.
- Graduated Central Cambria High (Ebensburg, PA) in 1990...Named to All-Conference baseball team in 1989 as OF/pitcher...Tossed two no-hitters during senior year.
- Attended Clemson University (1990-94) and majored in Business Management...Member of 1991, 1992 and 1994 Atlantic Coast Conference championship baseball teams...1991 squad participated in College World Series, dropping both games played.
- 1992 campaign was cut short after suffering mid-season injury...Underwent "Tommy John" surgery.
- Signed by Angels' scout Tony LaCava.

## Holtz' Lifetime Pitching Record

Year	Club	W-L	ERA	G	GS	CG	SHO	SV	IP	H	R	ER	BB	SO
1994	Boise	0-0	0.51	22	0	0	0	11	35	22	4	1	11	59
1995	Lake Elsinore	4-4	2.29	56★	0	0	0	3	62.2	70	26	21	23	101
1996	Midland	1-2	4.17	33	0	0	0	2	41	52	34	19	9	41
	California	3-3	2.45	30	0	0	0	0	29.1	21	11	8	19	31
1997	Anaheim	3-4	3.32	66	0	0	0	2	43.1	38	21	16	15	40
1998	Anaheim	2-2	4.75	53	0	0	0	1	30.1	38	16	16	15	29
	Vancouver	0-0	1.74	10	0	0	0	2	10.1	10	4	2	6	18
1999	Anaheim	2-3	8.06	28	0	0	0	0	22.1	26	20	20	15	17
	Edmonton	2-1	2.30	20	0	0	0	1	27.1	20	7	7	11	39
<b>Major Totals</b>		<b>10-12</b>	<b>4.31</b>	<b>177</b>	<b>0</b>	<b>0</b>	<b>0</b>	<b>3</b>	<b>125.1</b>	<b>123</b>	<b>68</b>	<b>60</b>	<b>64</b>	<b>117</b>

HRs Allowed: 1996-1, 1997-7; 1998-0; 1999-3. Total: 11.

Disabling Injuries: 1999 — Strained right hamstring, disabled Aug. 25-Sept. 10.

## 1999

## Career

	W-L	ERA	IP	ER	SO	SV	W-L	ERA	IP	ER	SO	SV
Arizona	—	—	—	—	—	—	0-0	4.50	2	1	4	0
Baltimore	0-1	6.75	1.1	1	1	0	1-1	4.50	10	5	9	1
Boston	0-0	99.00	0.0	4	0	0	4-0	4.85	13	7	14	0
Chicago	0-1	27.00	.1	1	0	0	0-2	3.38	2.2	1	0	0
Cleveland	1-0	0.00	3.2	0	4	0	2-1	0.93	9.2	1	11	1
Colorado	—	—	—	—	—	—	0-0	27.00	.1	1	1	0
Detroit	0-1	16.20	1.2	3	2	0	0-2	11.05	7.1	9	10	0
Kansas City	0-0	6.75	1.1	1	0	0	0-1	10.38	4.1	5	1	1
Los Angeles	—	—	—	—	—	—	0-1	6.75	1.1	1	1	0
Minnesota	0-0	10.80	1.2	2	1	0	0-0	5.59	9.2	6	11	0
New York	—	—	—	—	—	—	1-0	0.00	11.2	0	8	0
Oakland	—	—	—	—	—	—	0-0	4.76	5.2	3	7	0
San Diego	—	—	—	—	—	—	0-0	0.00	2	0	2	0
San Francisco	—	—	—	—	—	—	0-0	0.00	4.1	0	3	0
Seattle	0-0	9.00	2	2	2	0	0-0	3.00	9	3	12	0
Tampa Bay	0-0	0.00	.1	0	0	0	0-1	5.40	3.1	2	2	0
Texas	1-0	6.00	6	4	4	0	1-2	6.35	17	12	12	0
Toronto	0-0	4.50	4	2	3	0	0-0	2.16	8.1	2	7	0
Home	2-0	9.00	15	15	11	0	7-5	4.95	67.1	37	59	1
Away	0-3	6.14	7.1	5	6	0	3-7	3.57	58	23	58	2
Pre-ASG	1-1	6.75	9.1	7	4	0	5-4	4.25	53	25	44	1
Post-ASG	1-2	9.00	13	13	13	0	5-8	4.35	72.1	35	73	2
In April	1-0	0.00	6.1	0	3	0	5-1	1.67	27	5	23	0
May	0-1	99.00	0.0	1	0	0	0-1	7.71	9.1	8	6	1
June	0-0	18.00	2	4	0	0	0-2	7.11	12.2	10	11	0
July	0-1	13.50	3.1	5	2	0	2-4	3.14	28.2	10	31	2
Aug.	0-1	15.00	6	10	7	0	2-1	3.38	29.1	11	27	0
Sept.-Oct.	1-0	0.00	4.2	0	5	0	1-3	7.85	18.1	16	19	0

SO High — 3, twice; last time, Oct. 1 vs. Tex.

Win Streak — One game, April 6-May 4 & Oct. 1

Lifetime — 2 games (1997 & 1996)

## Major League Hitting Totals

AVG	AB	H	HR	RBI
.000	1	0	0	0

## Career Fielding

POS	PCT	G	PO	A	E	TC	DP
P	.962	177	5	20	1	26	1

## Holtz' Bests

Season	Game
W 3 — 1997 & 1996	SO 5 — at Det., 7-30-96
ERA 2.45 — 1996	IP 3 — at Tex., 7-15-96, vs. Tex., 10-1-99
SV 2 — 1997	
IP 43.1 — 1997	
SO 40 — 1997	

# Norm Hutchins

# 35



**Bats:** Switch **Throws:** Left **Ht.:** 5-11 **Wt.:** 198

**Opening Day Age:** 24 **Born:** Nov. 20, 1975

**Birthplace:** White Plains, NY

**Resides:** Greenburgh, NY

**Acquired:** Selected in 2nd round June, 1994 free agent draft

**Signed Thru:** 2000

## Outfielder

### 1999 Season:

- Completed sixth professional season at triple-A **Edmonton** of Pacific Coast League.
- Batted .250 (130/521) with 80 runs scored, 27 doubles, six triples, seven home runs and 51 RBI in 126 games with Trappers.
- Led club in doubles, triples and stolen bases (25).
- Had 11-game hitting streak, June 19-28...Batted .366 (15/41) with eight runs scored, four doubles, one triple, two home runs, seven RBI and two stolen bases.
- Posted season-best five hits, April 24 at Las Vegas (5/5, 4 R, 1 2B, 1 RBI).
- Registered season-high nine total bases, June 5 at Salt Lake...Was 4-for-4 with three runs scored two doubles, one home run and two RBI.
- Collected 31 multiple-hit games, including one five-hit contest, two 4-hit contests, five three-hit games and 23 two-hit contests.
- Best months came in April (.278; 25/90, 17 R, 3 2B, 1 3B, 1 HR, nine RBI) and June (.248, 17 R, 6 2B, 3 HR, 12 RBI, 6 SB).
- Batted .248 (60/242) at home, .251 (70/279) on road, .246 (41/167) vs. LHP, .251 (59/354) vs. RHP, .246 (83/338) with bases empty, .257 (47/183) with runners on base, .243 (27/111) with runners in scoring position and .118 (2/17) with bases loaded.

### Career Highlights:

- In 1998, began fifth professional season at double-A **Midland** of Texas League.
- Batted .312 (123/394) with 10 HR and 50 RBI in 89 games.
- Among Texas League leaders, ranked tied for third in triples (10) and fifth in stolen bases (32).
- Had 16-game hitting streak, May 1-July 3...Batted .319 (23/72) with 20 runs scored, two doubles, two triples, two HRs, 11 RBI and 10 stolen bases.
- Collected 34 multiple-hit games, including two 4-hit contests, 14 three-hit games and 18 two-hit contests.
- Best month was August, batting .351 (34/97) with 11 runs scored, three doubles, one triple, two HRs, 10 RBI and five stolen bases.
- Batted .320 (71/222) with 42 runs scored, 12 doubles, six triples, seven HRs, 31 RBI and 20 stolen bases in 51 games at home...Recorded .302 (52/172) average with 31 runs scored, eight doubles, four triples, three HRs, 19 RBI and 12 stolen bases in 38 games on road.
- Registered .961 fielding percentage, committing eight errors in 203 total chances.
- Promoted to triple-A **Vancouver** and hit .207 (6/29) with four runs scored, one HR, three RBI and one stolen base in seven games.
- In 1997, spent fourth professional season at single-A **Lake Elsinore** of California League.
- Batted .289 (163/564) with 15 HR and 69 RBI.
- Led Storm in most offensive categories, including at-bats, runs (82), hits, total bases (263), doubles (31), triples (12), HRs and RBI.
- Recorded .955 fielding percentage, committing 13 errors in 288 total chances.
- In 1996, spent season at single-A **Cedar Rapids** of Midwest League.
- Batted .225 (105/466) with 13 doubles and 52 RBI.
- Led league in triples (16)...Was second on Kemels with 22 stolen bases and third in games (126).
- Posted .250 (1/4) average with one triple in only post-season appearance with Kemels.
- In 1995, split time between rookie-level **Mesa** and **Boise** (short-A).
- Batted .271 (16/59) with seven RBI and eight stolen bases with Angels.
- Promoted to Boise and hit .250 (44/176) with 34 runs and six doubles.
- In post-season play, was hitless in 11 at-bats in three games for Northwest League Champions.
- In 1994, played first professional season with **Mesa** Angels.
- Batted .191 (26/191) with eight runs, four doubles, seven RBI and five stolen bases in 43 games.

### Personal/Misc.:

- Norman Elliot Hutchins.
- Graduated Lincoln High School (NY).
- Signed by Angels' scout Jim McLaughlin.

### Hutchins' Lifetime Playing Record

Year	Club	AVG	G	AB	R	H	2B	3B	HR	RBI	BB	SO	SB
1994	Mesa	.191	43	136	8	26	4	1	0	7	3	44	5
1995	Mesa	.271	14	59	9	16	1	1	0	7	4	10	8
	Boise	.250	45	176	34	44	6	2	2	11	15	44	10
1996	Cedar Rapids	.225	126	466	59	105	13	16*	2	52	28	110	22
1997	Lake Elsinore	.289	132	564	82	163	31	12	15	69	23	147	39
1998	Midland	.312	89	394	74	123	20	10	10	50	14	84	32
	Vancouver	.207	7	29	4	6	0	0	1	3	2	9	1
1999	Edmonton	.250	126	521	80	130	27	6	7	51	40	127	25

# Al Levine

# 43



**Bats:** Right    **Throws:** Right    **Ht.:** 6-3    **Wt.:** 198  
**Opening Day Age:** 31    **Born:** May 22, 1968  
**Birthplace:** Park Ridge, IL  
**Resides:** Gilbert, AZ  
**Married:** Linda Smythe, Feb. 20, 1993  
**Acquired:** Claimed off waivers from Texas Rangers,  
April 2, 1999  
**Signed Thru:** 2000  
**Major League Service:** 2 years, 81 days.

## Right-handed Pitcher

### 1999 Season:

- Began ninth professional season and first on **Anaheim's** Opening Day roster, posting 1-1 record with 3.39 ERA (85 IP - 32 ER) in 50 games (one start).
- Established career highs in games, innings pitched and strikeouts (37) in 1999.
- Made first major league start of career, Oct. 2, vs. Texas but did not get decision in Angels' 15-3 win...Allowed three hits and struck out two in four innings.
- Lone win of season came in relief in Angels' 5-4 victory, May 19, at Baltimore (1 IP, 1 SO)...Marked third win of career and first since May 10, 1997 vs. Oakland as member of Chicago White Sox.
- Equalled longest outing of career (and longest by Angels' reliever in 1999) with 4.2 innings (2 H, 1 BB, 5 SO), June 28 vs. Texas (June 16, 1998 vs. Oakland)...Five strikeouts established career high.
- Posted first loss and first blown save (one chance) of season, Aug. 30 at Cleveland, facing three batters (3 H, 2 R, 2 ER).
- Compiled 0-0 record and 2.74 ERA (49.1 IP - 15 ER) in 26 home games and 1-1 mark with 4.29 ERA (35.2 IP - 17 ER) in 24 road appearances.
- ERA was 2.76 (16.1 IP - 5 ER) in day games and 3.54 (68.2 IP - 27 ER) at night.
- Opponents hit .247 (76/308) against him...Left-handers batted .233 (28/120) and right-handers hit .255 (48/188)...Average against included .241 (32/133) with runners on, .244 (22/90) with runners in scoring position, and .220 (9/41) with RISP and two outs.
- Inherited 44 runners and allowed 16 to score...Retired 33 of 49 first batters faced as reliever.
- Allowed hit in 39 games and earned run in 22 contests...Angels were 10-40 in games he pitched.
- Baserunners were successful on four of eight attempts (50%).
- Posted .895 fielding percentage (2/19), collecting five putouts and 12 assists...Took part in three double plays.

### Career Highlights:

- In 1998, finished 0-1 with 4.50 ERA (58 IP - 29 ER) in 30 relief appearances for **Texas**.
- Started year at triple-A **Oklahoma** before being promoted to Texas on April 24...Pitched 3.1 scoreless innings in two games before option to Oklahoma, May 4.
- Recalled May 7 and went 0-1 with 1.98 (13.2 IP - 3 ER) in nine games before being sent back to Oklahoma, June 6...Was recalled next day and posted 6.27 ERA (18.2 IP - 13 ER) in final 14 games...Optioned to single-A Savannah, Aug. 31, recalled the following day and was not eligible for Rangers' post-season roster.
- Posted season-high four strikeouts, Sept. 1 at Detroit.
- Sole decision came May 15 at Cleveland...Allowed game-winning home run to Brian Giles to lead off bottom of 14th inning.
- Worked three-or-more innings in eight games with a high of 4.2 frames, June 16 vs. Oakland, a career-best and longest outing by Texas reliever in 1998.
- In 1997, began seventh professional season with **White Sox**, posting 2-2 mark with 6.91 ERA (27.1 IP - 21 ER) in 25 relief appearances.
- Recorded first major league victory, April 20 vs. New York, and collected second win, May 10 vs. Oakland...Was 2-2 with 6.87 ERA in 18 games when optioned to triple-A **Nashville**, Aug. 5.
- Rejoined Chicago, Sept. 1 for remainder of season, posting 7.94 ERA (5.2 IP - 5 ER) in six games...Overall, allowed run in 12 of 25 appearances.
- In 1996, spent three different stints with **White Sox**...Was purchased from **Nashville**, June 22 and made major league debut that day vs. Seattle, allowing one run in one inning.
- Had 7.94 ERA in five games when sent to Nashville, July 2...Recalled, Aug. 16, posting 2.06 ERA in five games before return to minors, Aug. 31...Rejoined Chicago for rest of season, Sept. 4, recording 5.40 ERA in six games.

### Minor League Career:

- In 1998, split season between triple-A **Oklahoma** and **Texas**, posting 1-3 mark with 4.73 ERA (53.1 IP - 28 ER) and one save in 12 games (7 starts) for RedHawks.
- Had 2.57 ERA (7 IP - 2 ER) in five relief appearances...Earned save, April 22 vs. Iowa.
- Compiled 1-3 mark with 5.05 ERA (46.1 IP - 26 ER) in seven starts.
- Lone victory came, July 10 vs. Memphis, lasting season-long 8.2 innings...Worked at least six innings in six of seven starts.
- Optioned to single-A Savannah, Aug. 31, but was recalled to Texas the following day.
- In 1997, divided time between **Chicago** and triple-A **Nashville**, combining for 3-3 mark and 7.04 ERA (62.2 IP - 49 ER) in 51 games.
- Was 1-1 with 7.13 ERA in 26 relief appearances at Nashville...Did not pitch from June 24 until July 28 due to a sore arm but was not placed on disabled list.
- In 1996, began season at **Nashville** and posted 4-5 record with 3.65 ERA (61.2 IP - 25 ER) in 43 relief appearances...Tied for club lead in saves (12) and ranked third in appearances.
- In 1995, began season in **Nashville's** rotation, going 0-2 with 5.14 ERA in three starts...Was assigned to double-A **Birmingham**, April 27, finishing second on staff in saves (7).

- Had two wins and seven saves in last 12 outings of year, pitching 9.1 scoreless innings in final seven games...Fanned four batters in first inning, April 12 vs. New Orleans.
- In 1994, began fourth professional season at **Birmingham**, going 5-9 with 3.31 ERA (114.1 IP - 42 ER) in 18 starts...Posted eighth-lowest ERA in Southern League.
- Ranked second on staff in strikeouts (94) and allowed two or fewer earned runs in 12 of 18 starts...Pitched in double-A All-Star Game...Was promoted to triple-A **Nashville**, July 20, appearing in eight games (four starts) and compiling 0-2 mark and 7.88 ERA (24 IP - 21 ER).
- In 1993, led Florida State League in strikeouts (129) and tied for team lead in wins (11) at **Sarasota**...11 wins marked career high.
- Posted five complete games and one shutout and notched career-high 161.1 IP.
- In 1992, combined to strike out 142 batters at **South Bend** and **Sarasota**... Total was second most among White Sox minor league pitchers.
- Topped South Bend staff in starts (23) and tied for team lead in wins (9)...Made three appearances at Sarasota after promotion Aug. 23.
- In 1991, made professional debut at single-A Utica and was team leader in strikeouts (83) and shared team lead in wins (6).

## Personal/Misc.:

- Alan Brian Levine (pronounced le-VINE).
- Graduated Hoffman Estates H.S. (IL).
- Pitched two seasons each at Southern Illinois University in Carbondale and Harper Junior College.
- Played with Michael Jordan at double-A Birmingham in 1994.
- Signed by White Sox scouts Marti Wolever and Mike Rizzo.

## Levine's Lifetime Pitching Record

Year	Club	W-L	ERA	G	GS	CG	SHO	SV	IP	H	R	ER	BB	SO
1991	—Utica	6-4	3.18	16	12	2	1	1	85	75	43	30	26	83
1992	—South Bend	9-5	2.81	23	23	2	0	0	156.2	151	67	49	36	131
	—Sarasota	0-2	4.02	3	2	0	0	0	15.2	17	11	7	5	11
1993	—Sarasota	11-8	3.68	27	26	5	1	0	161.1	169	87	66	50	129*
1994	—Birmingham	5-9	3.31	18	18	1	0	0	114.1	117	50	42	44	94
	—Nashville	0-2	7.88	8	4	0	0	0	24	34	23	21	11	24
1995	—Nashville	0-2	5.14	3	3	0	0	0	14	20	10	8	7	14
	—Birmingham	4-3	2.34	43	1	0	0	7	73	61	22	19	25	68
1996	—Nashville	4-5	3.65	43	0	0	0	12	61.2	58	27	25	24	45
	—Chicago (AL)	0-1	5.40	16	0	0	0	0	18.1	22	14	11	7	12
1997	—Nashville	1-1	7.13	26	0	0	0	2	35.1	58	32	28	11	29
	—Chicago (AL)	2-2	6.91	25	0	0	0	0	27.1	35	22	21	16	22
1998	—Oklahoma	1-3	4.73	12	7	0	0	1	53.1	51	33	28	17	30
	—Texas	0-1	4.50	30	0	0	0	0	58	68	30	29	16	19
1999	—Anaheim	1-1	3.39	50	1	0	0	0	85	76	40	32	29	37
<b>Major Totals</b>		<b>3-5</b>	<b>4.44</b>	<b>121</b>	<b>1</b>	<b>0</b>	<b>0</b>	<b>0</b>	<b>188.2</b>	<b>201</b>	<b>106</b>	<b>93</b>	<b>68</b>	<b>90</b>

HRs Allowed: 1996-1; 1997-4; 1998-6; 1999-13. Total: 24.

Selected by Chicago White Sox organization in 11th round of 1991, June free agent draft.

Traded to Texas Rangers with pitcher Larry Thomas in exchange for infielder Benji Gil, Dec. 19, 1997.

## 1999

## Career

	W-L	ERA	IP	ER	SO	SV	W-L	ERA	IP	ER	SO	SV
Anaheim	—	—	—	—	—	—	0-1	7.63	15.1	13	5	0
Arizona	0-0	9.00	1	1	0	0	0-0	9.00	1	1	0	0
Baltimore	1-0	6.75	2.2	2	1	0	1-0	4.50	4	2	1	0
Boston	0-0	1.42	6.1	1	4	0	0-0	4.11	15.1	7	5	0
Chicago	0-0	5.40	3.1	2	1	0	0-0	4.50	4	2	1	0
Cleveland	0-1	4.26	6.1	3	3	0	0-2	7.71	11.2	10	6	0
Colorado	0-0	0.00	2	0	1	0	0-0	3.00	3	1	1	0
Detroit	0-0	0.00	3	0	2	0	0-1	2.57	21	6	15	0
Kansas City	0-0	4.63	11.2	6	3	0	0-0	3.94	16	7	9	0
Los Angeles	0-0	0.00	4.1	0	1	0	0-0	0.00	4.1	0	1	0
Minnesota	0-0	0.00	3.2	0	2	0	0-0	1.88	14.1	3	4	0
New York	0-0	4.50	4	2	3	0	1-0	3.65	12.1	5	8	0
Oakland	0-0	4.76	5.2	3	1	0	1-0	4.41	16.1	8	9	0
San Diego	0-0	0.00	1	0	0	0	0-0	22.50	2	5	0	0
San Francisco	0-0	4.50	2	1	0	0	0-0	4.50	2	1	0	0
Seattle	0-0	3.24	8.1	3	6	0	0-0	4.50	18	9	11	0
Tampa Bay	0-0	13.50	2.2	4	0	0	0-0	10.50	6	7	2	0
Texas	0-0	0.00	12.2	0	8	0	0-0	0.00	12.2	0	8	0
Toronto	0-0	8.31	4.1	4	1	0	0-0	6.14	7.1	5	3	0
Home	0-0	2.74	49.1	15	23	0	2-1	4.27	105.1	50	56	0
Away	1-1	4.29	35.2	17	14	0	1-4	4.64	83.1	43	34	0
Pre-ASG	1-0	3.00	42	14	20	0	3-3	4.47	98.2	49	48	0
Post-ASG	0-1	3.77	43	18	17	0	0-2	4.40	90	44	42	0
In April	0-0	2.13	12.2	3	6	0	1-1	2.86	28.1	9	17	0
May	1-0	3.12	8.2	3	3	0	2-2	4.45	28.1	14	11	0
June	0-0	4.85	13	7	8	0	0-0	6.68	32.1	24	16	0
July	0-0	3.21	14	5	6	0	0-0	3.38	18	6	7	0
Aug.	0-1	4.50	16	8	6	0	0-2	4.15	34.2	16	12	0
Sept.-Oct.	0-0	2.61	20.2	6	8	0	0-0	4.41	49	24	27	0

SO High — 5, June 28 vs. Tex.

Win Streak — One game: May 19-Aug. 29

Lifetime — 2 games (1997 & 1996)

## Career Fielding

POS	PCT	G	PO	A	E	TC	DP
P	955	121	14	28	2	44	6

## Levine's Bests

Season		Game	
W	2 — 1998	SO	5 — twice; last time, vs. Tex., 6-28-99
ERA	3.39 — 1999	IP	4.2 — twice; last time, vs. Tex., 6-28-99
IP	85 — 1999		
SO	37 — 1999		

# Bengie Molina

# 63

**Bats:** Right **Throws:** Right **Ht.:** 5-11 **Wt.:** 207  
**Opening Day Age:** 25 **Born:** July 20, 1974  
**Birthplace:** Rio Piedras, PR  
**Resides:** San Luis, AZ  
**Married:** Josefa Felix, Dec. 12, 1992  
**Children:** Kysly, Kelsy  
**Acquired:** Signed as free agent, June 5, 1995  
**Signed Thru:** 2000  
**Major League Service:** 77 days.



## C a t c h e r

### 1999 Season:

- Began seventh professional season at triple-A **Edmonton**, batting .286 (69/241) with 28 runs scored, 16 doubles, seven home runs and 41 RBI in 65 games (54 as catcher, 10 as DH and one as pinch-hitter).
- Hit safely in 44 of 65 games, including 21 multi-hit contests...Collected season-best three hits in game four times...Registered four RBI in game twice, April 28 at Tucson (3/4, 2B, HR) and May 6 vs. Nashville (2/5, 2B, HR).
- Batted .331 (44/133) in 35 road contests and .231 (25/108) in 30 home games.
- Best month was April, hitting .362 (25/69) in 18 games.
- Compiled .301 (49/163) average vs. right-handers and .256 (20/78) vs. left-handers.
- Hit .327 (34/104) with runners on base, .375 (24/64) with runners in scoring position and .471 (16/34) with RISP and two outs.
- Had contract selected by **Anaheim**, Aug. 3, posting .257 average (26/101) with eight runs, five doubles, one home run and 10 RBI in 31 games.
- Made first major league start (catcher), Aug. 4 vs. Kansas City...Finished 3-for-4 with run scored, one double and two RBI.
- Connected for first major league home run, Aug. 19 at Chicago (solo, off Jim Parque, third inning), and posted career-high four RBI.
- Suffered strained left hamstring Sept. 16 at Kansas City...Finished 2-for-2 (posting third consecutive multi-hit game and sixth of career)...Missed final 15 games of season.
- Hit safely in 18 of 31 games, including six with multiple hits (four 2-hit and two 3-hit)... Collected RBI in five games, including two 2-RBI games and one 4-RBI game...Registered two clutch RBI to give Angels the lead.
- Batted .263 (5/19) against left-handers and .256 (21/82) vs. right-handers.
- Compiled .320 average (16/50) in 15 road games and .196 (10/51) in 16 home games.
- Average was .300 (9/30) with runners in scoring position, including .309 (4/13) with two outs.
- Posted .991 fielding percentage (2/213) with 192 putouts and 19 assists in 30 games (30 starts) at catcher...Allowed three passed balls and took part in two double plays.
- Threw out eight of 23 basestealers (35%).

### Career Highlights:

- In **1998**, had contract purchased by **Anaheim**, June 12, becoming third rookie on roster (but did not appear)...Optioned to double-A **Midland**, June 15.
- Recalled by **Anaheim**, Sept. 21, and appeared in two games, going hitless in one at-bat.
- Made major league debut, Sept. 21 vs. Texas, entering contest as catcher in ninth inning (one put-out).
- Made lone plate appearance as pinch-hitter, Sept. 27 at Oakland, grounding out to third.

### Minor League Career:

- In **1998**, divided sixth professional season between double-A **Midland** and triple-A **Vancouver** before promotion to **Anaheim**, June 12 and Sept. 21.
- Began season at Vancouver, posting .293 average (54/184) with one home run and 22 RBI in 49 games.
- Hit safely in first eight games of season, April 7-16, posting .424 average (14/33), and 12 of first 13...Had multiple hits in eight of those 12 games.
- Placed on disabled list with strained right shoulder, May 13 and activated, May 22...Played in two games (0-for-3) before assignment to Midland, May 27.
- Recorded .357 average (55/154) with career-best nine home runs and 39 RBI in 41 games at Midland.
- Homered in three consecutive games, July 7-10 vs. Tulsa (1 HR) and Shreveport (2).
- Recalled by Vancouver, July 17, hitting .287 (31/108) with one home run and 14 RBI in 28 games for remainder of season.
- Concluded triple-A season with seven-game hitting streak, Aug. 25-Sept. 6 (.346, 9/26).
- In **1997**, split season between single-A **Lake Elsinore** and double-A **Midland**, hitting .282 (42/149) in 36 games with Storm and .330 (35/106) in 29 games with Angels...Combined for career-high 63 RBI in 65 games.

- Began season at triple-A Vancouver on disabled list with shoulder problems...Transferred to Lake Elsinore and activated, May 7...Promoted to Midland, June 16.
- Named Texas League Player of Week, June 23-29, after batting .407 (11/27) with seven runs, three doubles, three home runs and 12 RBI in seven games.
- Registered season-best eight-game hit streak, June 18-24 (.552, 16/29).
- Twice hit home runs in consecutive games, June 27-28 vs. Wichita and Aug. 12 doubleheader vs. San Antonio.
- Placed on disabled list with hamstring injury, Aug. 16 - end of season.
- In 1996, spent fourth professional season at **Midland**, hitting .274 (100/365) in 108 games...Set career-highs in games, at-bats, runs (45), hits, doubles (21) and walks 25.
- Had season-high 11-game hit streak, April 7-20 (.333, 14/42)...Also posted two eight-game streaks and one seven-game streak.
- Hit grand slam vs. El Paso, Aug. 6.
- In 1995, split season between **Vancouver**, **Lake Elsinore** and **Cedar Rapids**...Began season at Vancouver, appearing in one game, April 18 at Tucson (Game 2).
- Assigned to single-A Cedar Rapids, April 19, batting .293 (39/133) in 39 games.
- Promoted to Lake Elsinore, June 13, posting .385 average (37/96) in 27 games...Recorded 12-game hitting streak (.436, 17/39), July 7-22...Placed on disabled list with fractured wrist, July 25.
- In 1994, spent second professional season at **Cedar Rapids**, hitting .281 (48/171) in 48 games for Midwest League champion **Kernels**.
- In 1993, began professional career with **Mesa** in Arizona League (rookie)...Batted .263 (21/80) in 27 games.

## Personal/Misc.:

- Benjamin Jose Molina.
- Listed as Best Defensive Catcher and 11th Best Prospect in Angels' organization by *Baseball America*.
- Attended Arizona Western Community College in Yuma, AZ, and graduated with AA degree in 1992...Took two years of English as Second Language, learning to speak and write English fluently.
- Graduated Maestro Ladi High School in Vega Alta, PR, in 1990
- Signed by Angels scout George Ortiz.

## Molina's Lifetime Playing Record

Year—Club	AVG.	G	AB	R	H	2B	3B	HR	RBI	BB	SO	SB
1993—Mesa	.263	27	80	9	21	6	2	0	10	10	4	0
1994—Cedar Rapids	.281	48	171	14	48	8	0	3	16	8	12	1
1995—Vancouver	.000	1	2	0	0	0	0	0	0	0	1	0
Cedar Rapids	.293	39	133	15	39	9	0	4	17	15	11	1
Lake Elsinore	.385	27	96	21	37	7	2	2	12	8	7	0
1996—Midland	.274	108	365	45	100	21	2	8	54	25	25	0
1997—Lake Elsinore	.282	36	149	18	42	10	2	4	33	7	9	0
Midland	.330	29	106	18	35	8	0	6	30	10	7	0
1998—Midland	.357	41	154	28	55	8	0	9	39	14	7	0
Vancouver	.293	49	184	13	54	9	1	1	22	5	14	1
Anaheim	.000	2	1	0	0	0	0	0	0	0	0	0
1999—Edmonton	.286	65	241	28	69	16	0	7	41	15	17	1
Anaheim	.257	31	101	8	26	5	0	1	10	6	6	0
<b>Major Totals</b>	<b>.255</b>	<b>33</b>	<b>102</b>	<b>8</b>	<b>26</b>	<b>5</b>	<b>0</b>	<b>1</b>	<b>10</b>	<b>6</b>	<b>6</b>	<b>0</b>

Signed by California Angels organization as free agent, May 23, 1993.

## 1999

	AVG	AB	H	HR	RBI	AVG	AB	H	HR	RBI
Boston	.200	15	3	0	2	.200	15	3	0	2
Chicago	.353	17	6	1	5	.353	17	6	1	5
Cleveland	.235	17	4	0	0	.235	17	4	0	0
Detroit	.125	16	2	0	1	.125	16	2	0	1
Kansas City	.500	12	6	0	2	.500	12	6	0	2
Minnesota	.364	11	4	0	0	.364	11	4	0	0
New York	.000	6	0	0	0	.000	6	0	0	0
Oakland	—	—	—	—	—	.000	1	0	0	0
Texas	—	—	—	—	—	.000	0	0	0	0
Toronto	.143	7	1	0	0	.143	7	1	0	0
Home	.196	51	10	0	6	.192	52	10	0	6
Away	.320	50	16	1	4	.320	50	16	1	4
Pre-ASG	—	—	—	—	—	.236	906	214	13	102
Post-ASG	.257	101	26	1	10	.255	102	26	1	10
Vs. RHP	.256	82	21	0	5	.256	82	21	0	5
Vs. LHP	.263	19	5	1	5	.250	20	5	1	5
Pinch Hit	.000	1	0	0	0	.000	2	0	0	0
In August	.246	65	16	1	9	.246	65	16	1	9
Sept./Oct.	.278	36	10	0	1	.246	284	70	1	27

Longest Streak — 4 games, twice, last time, Sept. 7-12

Lifetime — 4 games (1999)

## Career Fielding

POS	PCT	G	PO	A	E	TC	DP	PB
C	.995	32	193	19	2	214	2	3

## Molina's Bests

	Season	Game
AVG	.257 — 1999	H 3 — at Chi., 8-19-99
H	26 — 1999	HR 1 — at Chi., 8-19-99
HR	1 — 1999	RBI 4 — at Chi., 8-19-99
RBI	10 — 1999	

# Elvin Nina

# 59



**Bats:** Right    **Throws:** Right    **Ht:** 6-0    **Wt:** 185  
**Opening Day Age:** 24    **Born:** Nov. 25, 1975  
**Birthplace:** San Cristobal, DR  
**Resides:** East Orange, NJ  
**Acquired:** From Oakland with outfielders Jeff DaVanon and Nathan Haynes, July 29, 1999, in exchange for pitcher Omar Olivares and infielder Randy Velarde  
**Signed Thru:** 2000

## Right-handed Pitcher

### 1999 Season:

- Began season with Oakland's single-A affiliate at Modesto...Went 5-2 with 2.09 ERA (73.1 IP - 17 ER) in 17 games (12 starts).
- Was 3-2 with 1.98 ERA (54.2 IP - 12 ER) as starter and 2-0 with 2.41 ERA (18.2 IP - 5 ER) as reliever.
- Went 0-1 with 3.43 ERA (21 IP - 8 ER) in first six games (four starts) before winning five of next six decisions (5-1; 1.54 ERA; 52.1 IP - 9 ER) in 11 games (eight starts).
- At Modesto, posted season-high eight strikeouts three times: May 16 vs. Visalia, June 11 at Visalia and June 16 at Stockton.
- Held opponents to .164 batting average with runners in scoring position and .205 average with runners on base.
- Posted 1.04 ERA in final seven outings (34.2 IP - 4 ER).
- Promoted to double-A Midland and suffered loss in relief in first appearance on June 27 vs. Wichita (1.2 IP, 2 ER).
- Best outing came July 8 vs. Shreveport (Win; 7 IP, 1 ER, 3 SO)...Won three of last four outings (all starts) with Midland (3-1, 4.64 ERA, 21.1 IP - 11 ER).
- Traded to Angels' organization, along with Nathan Haynes (OF) and Jeff DaVanon (OF), in exchange for Omar Olivares and Randy Velarde, July 29, 1999...Sent to Angels' double-A affiliate at Erie.
- With SeaWolves, went 3-0 with 4.07 ERA (24.1 IP - 11 ER) in four starts.
- Pitched 7.1 innings, longest outing of season, to earn win in first appearance vs. Akron.
- Combined to go 11-4 with 3.11 ERA (127.1 IP - 44 ER) and 111 strikeouts in 28 games (20 starts) at Modesto, Midland and Erie...Established career bests in wins and ERA.

### Career Highlights:

- In 1998, made transition from reliever to starter at single-A Visalia...Went 8-8 with 4.49 ERA (130.1 IP - 65 ER) and one complete game in 30 games (21 starts)...Ranked first on club in strikeouts (131) and second in wins.
- Was 6-7 with 5.04 ERA (100 IP - 56 ER) in 21 games as starter and 2-1 with 2.67 ERA (30.1 IP - 9 ER) in nine games as reliever.
- Won five consecutive starts, June 29 - July 21, before dropping next four decisions, July 26 - Aug. 16.
- Posted career-high nine strikeouts four times: June 19 vs. San Jose, June 24 at Stockton, July 24 vs. Lake Elsinore and Aug. 21 vs. San Bernardino.
- Posted complete game shutout in last start of season, Aug. 21 vs. San Bernardino (6 H, 0 ER, 9 SO).
- Placed on triple-A Edmonton roster at end of season, going 0-0 with 0.00 ERA (.1 IP, 1 H, 2 BB).
- In 1997, made professional debut with Southern Oregon of Northwest League...Went 1-3 with one save and 5.23 ERA (31 IP - 18 ER) in 18 games (two starts).

### Personal/Misc.:

- Elvin Alexis Nina (De Los Santos).
- Graduated Elizabeth H.S. (NJ).
- Attended Oklahoma State University.
- Signed by Oakland scout Tim Holt.

### Nina's Lifetime Pitching Record

Year	Club	W-L	ERA	G	GS	CG	SHO	SV	IP	H	R	ER	BB	SO
1997	—So. Oregon	1-3	5.23	18	2	0	0	1	31	36	24	18	18	26
1998	—Visalia	8-8	4.49	30	21	1	1*	0	130.1	135	77	65	62	131
	Edmonton	0-0	0.00	1	0	0	0	0	.1	1	0	0	2	0
1999	—Modesto	5-2	2.09	17	12	0	0	0	73.1	59	31	17	41	74
	Midland	3-2	4.80	7	4	0	0	0	30	36	21	16	18	18
	Erie	3-0	4.07	4	4	0	0	0	24.1	20	12	11	15	19

Selected by Oakland Athletics organization in 17th round of June, 1997 free agent draft.

# Ramon Ortiz

# 36



Bats: Right Throws: Right Ht.: 6-0 Wt.: 175

Opening Day Age: 24 Date: March 23, 1976

Birthplace: Cotui, DR

Resides: Cotui, DR

Acquired: Signed as free agent, June 20, 1995

Signed Thru: 2000

Major League Service: 46 days.

## Right-handed Pitcher

### 1999 Season:

- Began fifth professional season at double-A **Erie**, compiling 9-4 record with 2.82 ERA (102 IP - 32 ER), two complete games and two shutouts in 15 starts...Allowed 88 hits, 38 runs and 40 walks while striking out 86.
- Promoted to triple-A **Edmonton**, July 4, posting 5-3 mark with 4.05 EA (53.1 IP - 24 ER) in nine starts...Gave up 46 hits, 26 runs and 19 walks while recording 64 strikeouts.
- Recalled by **Anaheim**, Aug. 18, and registered 2-3 record with 6.52 ERA in nine starts...Allowed 50 hits and 25 walks with 44 strikeouts.
- Named Howe Sportsdata International's Minor League Comeback Player of the Year...Also selected as one of two starting right-handed pitchers on Howe's 1999 All-Prospect Team.
- In minor league career, is 28-19 with 10 complete games, six shutouts and 3.86 ERA (396.2 IP - 170 ER) in 61 starts...Has 446 minor league strikeouts (10.1 SO per 9 IP).
- At **Erie**, won nine straight decisions, May 7 - June 29 (last 11 starts), after dropping first four starts of season...During win streak, registered two complete games, two shutouts and 1.65 ERA (81.2 IP - 15 ER).
- In final start, tossed complete game one-hit shutout at Altoona, June 29 (5-0), allowing three walks with six strikeouts.
- Pitched into seventh inning-or-later in 11 of 15 starts, posting 8-1 record and 1.51 ERA (83.1 IP - 14 ER).
- Limited opponents to three earned runs or less in 11 of 15 starts.
- Strikeout high was nine, May 28 vs. New Haven, in eight innings...Walked three batters-or-less in 13 starts (high was 6, May 23 vs. Reading; 5 IP).
- Opponents batted .237 (88/372) against him, including .213 (38/178) by right-handers and .258 (50/194) by left-handers.
- Average against was .231 (33/143) with runners on base, .227 (20/88) with runners in scoring position and .114 (4/35) with RISP and two outs.
- Allowed four multiple-home run games, including three home runs, May 1 at Akron (loss; 7 IP)...10 of 12 home runs allowed were solo.
- At **Edmonton**, won first career triple-A start, July 4 at New Orleans (9-3), allowing three runs (3 ER) on five hits and two walks with 12 strikeouts.
- Longest outing was eight innings, Aug. 10 at Colorado Springs, in Trappers' 8-4 win (5 H, 4 R, 2 ER, 2 BB, 6 SO, 1 WP, 1 BK).
- Strikeout high was 13, July 15 at Tacoma (6.2 innings).
- Pitched into seventh inning-or-later in five of nine starts, posting 5-0 record and 2.75 ERA (36 IP - 11 ER).
- Limited opponents to three earned runs-or-less in five of nine starts.
- Walked three batters-or-less in all nine starts (high was three, twice).
- Opponents batted .227 (46/203) against him, including .266 (21/79) with runners on base, .283 (13/46) with runners in scoring position and .227 (5/22) with RISP and two outs.
- Left-handers hit .211 (16/76) against him and right-handers hit .236 (30/127).
- At **Anaheim**, recorded win in major league debut, Aug. 19 at Chicago (9-2)...Allowed one run on four hits and one walk with three strikeouts in eight innings (longest outing of season).
- Along with Brian Cooper (Sept. 7 vs. Chicago), became first Angels to win major league debuts in same season since 1966 (Minnie Rojas - Clyde Wright).
- Strikeout high was eight, Sept. 26 at Seattle (in five innings)...Did not get decision in Angels' 3-2 loss.
- Recorded second win, Sept. 21 vs. Tampa Bay (7-5)...Pitched five-plus innings, leaving game with 4-3 lead (4 H, 3 R, 3 ER, 4 BB, 5 SO, 1 WP).
- First major league loss came in second start, Aug. 24 vs. Toronto (5-1)...Struck out eight in seven innings (6 H, 2 R, 2 ER, 1 BB, 1 HR).
- Allowed three earned runs-or-less in four of nine starts.
- Pitched into seventh inning-or-later in three of nine starts, posting 1-1 record and 3.86 ERA (21 IP - 9 ER).
- Owned 6.67 ERA (27 IP - 20 ER) during innings 1-3; 6.38 ERA (18.1 IP - 13 ER) during innings 4-6 and 6.00 ERA (3 IP - 2 ER) in seventh inning-or-later.
- Among A.L. Leaders, tied for third (with nine others) with two balks.
- Opponents batted .265 (50/189) against him, including .233 (21/90) with one home run by right-handers and .293 (29/99) with six home runs by left-handers.
- Average against was .207 (23/111) with none on base; .346 (27/78) with runners on base; and .432 (16/37) with runners in scoring position, including .389 (7/18) with two outs.
- Retired first batter faced in inning 39 times in 53 opportunities (74%).
- Angels were 3-6 in his nine starts.
- Angels scored 38 runs in his nine starts (4.2 per start), 28 while he was in game (3.1 per start; 5.2 per 9 IP).
- Ejected from game following hit by pitch (Matt Lawton), Sept. 11 at Minnesota.
- Posted 1.000 fielding percentage in 10 total chances (four putouts, six assists).

## Minor League Career:

- In 1998, spent fourth professional season at double-A **Midland**, posting 2-1 record and 5.55 ERA (47 IP - 29 ER) with 16 walks and 53 strikeouts in seven starts.
- Season was shortened by stress fracture of right elbow (suffered May 7 vs. Jackson) that did not require surgery...Placed on disabled list, May 9 - end of season.
- Collected victories, April 10 vs. El Paso (8.2 IP, 7 H, 5 ER, 1 BB, 10 SO, 2 HR) and May 1 at San Antonio (8.0 IP, 5 H, 1 ER, 3 BB, 7 SO, 1 HR).
- Sole loss came April 26 at El Paso (7.0 IP, 5 H, 2 ER, 1 BB, 9 SO, 1 HR).
- Notched back-to-back starts with 10-or-more strikeouts (April 10 vs. El Paso - 10; April 16 at Wichita - 12; season-high).
- In 1997, spent third professional season with single-A **Cedar Rapids**.
- Posted 11-10 record with eight complete games, four shutouts and 3.58 ERA (181.0 IP - 72 ER) in 27 starts for **Kernels**.
- Notched 225 strikeouts, most in minor leagues since 1986...Shutouts were most in minors for 1997.
- Led Midwest League in complete games, shutouts, strikeouts, and tied for first in starts... Ranked second among league starters in innings and strikeouts per nine innings (11.19).
- Struggled first two months of season, going 0-7 with 6.50 ERA (55.1 IP - 40 ER)...Finished season winning eight of last nine decisions (1.82 ERA; 84.0 IP - 17 ER).
- Became first minor league pitcher to record double-digit strikeout performances in three consecutive outings: June 1 (11), June 8 (11), June 13 (12).
- Tossed first career no-hitter in 12-0 win over Quad City (9.0 IP, 0 ER, 0 BB, 14 SO), Aug. 7... Strikeout total marked season-high.
- Threw three-hit shutout victory over Quad City (9.0 IP, 1 BB, 9 SO) Aug. 17.
- Registered five consecutive complete games (4-1), Aug. 1-23.
- Honored as Midwest League "Pitcher of the Week" three times; July 27-Aug. 2, Aug. 3-9 and Aug. 17-23
- Collected 10-or-more strikeouts in 10 appearances.
- Earned win in lone post-season start (8.0 IP, 5 H, 1 ER, 2 BB, 14 SO)...14 strikeouts matched season high.
- In 1996, opened season with **Mesa** of Arizona Rookie League.
- Compiled 5-4 mark with two complete games, two shutouts, one save and 2.12 ERA (68.0 IP - 16 ER) in 16 games (eight starts).
- Led Arizona League in shutouts and tied for lead in complete games...Ranked second among league starters in lowest average against (.206), third in ERA and tied for third in strikeouts (78)...Also placed fifth in wins.
- Earned lone save (4.0 IP, 1 H, 2 BB, 5 SO) in 9-3 win over Athletics, July 9.
- Threw three-hit, 1-0 shutout over Diamondbacks July 20 (9.0 IP, 2 BB, 12 SO).
- Notched 12 strikeouts (7.0 IP, 5 H, 2 R) in 9-2 at Rockies, Aug. 4.
- Tossed one-hit, 6-0 shutout Aug. 19 (9.0 IP, 2 BB, 11 SO) at Diamondbacks for fourth consecutive win.
- Complete games came July 20 and Aug. 19 vs. Diamondbacks.
- Went 4-0 with one complete game and 1.76 ERA (30.2 - 6 ER) in four August starts prior to Boise promotion.
- Twice struck out 12 batters, July 20 vs. Diamondbacks and Aug. 4 at Rockies.
- Named Arizona League "Pitcher of the Week" for July 15-21 (1-0, 0.60 ERA) and Aug. 19 - 25 (1-0, 9.0 IP, 1 H, 0 ER)...Also named to Arizona All-Star Team.
- Transferred to single-A **Boise**...Appeared in three games, going 1-1 with 3.66 ERA (19.2 IP - 8 ER).
- In 1995, began professional career with **San Pedro** Angels in Dominican Summer League (rookie)...Was 8-6 with seven complete games and 2.23 ERA (97.0 IP - 24 ER) in 16 starts.
- Struck out 100 batters while walking 54.

## Personal/Misc.:

- Diogenes Ramon Ortiz.
- Graduated from 8th Intermedian High School (DR).
- Signed by Angels' scout Jose Gomez.

## Ortiz' Lifetime Pitching Record

Year	Club	W-L	ERA	G	GS	CG	SHO	SV	IP	H	R	ER	BB	SO
1995	San Pedro	8-6	2.23	16	15	7	0	0	97	79	44	24	64	100
1996	Mesa	5-4	2.12	16	8	2*	2*	1	68	55	28	16	27	78
	Boise	1-1	3.66	3	3	0	0	0	19.2	21	10	8	6	18
1997	Cedar Rapids	11-10	3.58	27	27*	8*	4*	0	181	156	78	72	53	225*
1998	Midland	2-1	5.55	7	7	0	0	0	47	50	31	29	16	53
1999	Erie	9-4	2.82	15	15	2	2	0	102	88	38	32	40	86
	Edmonton	5-3	4.05	9	9	0	0	0	53.1	46	26	24	19	64
	Anaheim	2-3	6.52	9	9	0	0	0	48.1	50	35	35	25	44

HRs Allowed: 1999-7.

## 1999 & Career

	W-L	ERA	IP	ER	SO	SV		W-L	ERA	IP	ER	SO	SV
Chicago	1-0	1.13	8	1	3	0	Home	1-1	6.95	22	17	20	0
Cleveland	0-0	6.00	6	4	6	0	Away	1-2	6.15	26.1	18	24	0
Kansas City	0-1	15.00	3	5	4	0	Post-ASG	2-3	6.52	48.1	35	44	0
Minnesota	0-1	12.46	4.1	6	3	0	In Aug.	1-1	3.00	21	7	17	0
New York	0-0	13.50	4	6	3	0	Sept.-Oct.	1-2	9.23	27.1	28	27	0
Seattle	0-0	3.60	5	2	8	0							
Tampa Bay	1-0	5.40	5	3	5	0							
Texas	0-0	9.00	6	6	4	0							
Toronto	0-1	2.57	7	2	8	0							

SO High — 8; Aug. 24 vs. Tor. & Sept. 26 at Sea.

Win Streak — 1 game, Aug. 19 & Sept. 21

Lifetime — 1 game, twice (1999)

## Career Fielding

POS	PCT	G	PO	A	E	TC	DP
P	1.000	9	4	6	0	10	0

### Ortiz' Bests

Season	Game
W 2 — 1999	SO 8 — Aug. 24 vs. Tor. & Sept. 26 at Sea.
ERA 6.52 — 1999	IP 8 — Aug. 19 at Chi.
IP 48.1 — 1999	
SO 44 — 1999	

# Orlando Palmeiro 3

**Bats:** Left **Throws:** Left **Ht.:** 5-11 **Wt.:** 175

**Opening Day Age:** 31 **Born:** Jan. 19, 1969

**Birthplace:** Hoboken, NJ

**Resides:** Miami, FL

**Married:** Tami Oatmeyer, Nov. 15, 1996

**Acquired:** Selected in 33rd round June, 1991 free agent draft

**Signed Thru:** 2000

**Major League Service:** 3 yrs., 91 days.



## O u t f i e l d e r

### 1999 Season:

- Completed ninth professional season in **Angels'** organization and second full season in major leagues.
- Batted .278 (88/317) with 46 runs scored, 12 doubles, one triples, one home run, 23 RBI, 39 walks and five stolen bases in 98 games.
- Established or tied career bests in all offensive categories (except average).
- Collected first M.L. home run, April 9 at Texas (leadoff 1st inn. off John Burkett; 3-2 count)...HR came in 415th career at-bat.
- Ranked second in A.L. in average on 0-2 count (.368; 7/19), sixth in average with two strikes in count (.274; 51/186) and ninth in leadoff on-base percentage (.367; 65/177).
- Hit safely in 59 games, including 25 multiple-hit efforts (four 3-hit)...Collected RBI in 20 games, including career-tying best two in a game three times, the last coming Aug. 31 at Cleveland.
- Longest hitting streak was six games, April 9-16 (.323; 10/31).
- Average was .279 (41/147) at home and .276 (47/170) on road.
- Batted .273 (18/66, 21 RBI) with runners in scoring position, .235 (4/17, 9 RBI) with runner on third and was 0-for-3 (3 RBI) with bases loaded.
- Hit .287 (81/282, 21 RBI) vs. RHP and .200 (7/35, 2 RBI) vs. LHP.
- Average was .302 (60/199) with none on, .237 (28/118) with runners on, .259 (28/108) with none on/out, .207 (12/58) in close-and-late situations, .200 (3/15) when putting first pitch in play and .291 (44/151) after 0-1 count.
- Hit .270 or better in each month, including .323 (21/65) in July.
- Posted .321 average (26/81) when batting in seventh position of order.
- As rightfielder, posted .333 average (26/78) with 10 RBI.
- Recorded .303 (10/33) average as designated hitter and .333 (4/12) mark as pinch-hitter.
- Posted .300 or better average against six opponents, including .583 (7/12) vs. Los Angeles, .429 (9/21) vs. Oakland and .400 (12/30) vs. Toronto.
- Hit .298 (34/114) after All-Star break compared to .266 (54/203) before.
- Totaled 19 infield hits (second on club), including one bunt single.
- Posted .994 fielding percentage (1/161) in 92 games (67 starts) in outfield...Totaled six outfield assists.

### Career Highlights:

- In **1998**, completed eighth professional season in **Angels'** organization.
- Recalled from **Vancouver**, June 4...Hit .321 (53/165) with 28 runs scored, seven doubles, two triples and 21 RBI in 75 major league games.
- Set career-bests in average and stolen bases (tied-five).
- Hit .238 as pinch-hitter (5/21)...At-bats tied for seventh in A.L.
- Collected 100th major league hit, Aug. 25 at New York.
- Posted career-best 12-game hit streak (.300, 15/50), Aug. 4-18.
- Equalled career-best two RBI six times.
- Collected career-high four hits and tied career-high two RBI, July 29 vs. New York.
- Posted 1.000 fielding percentage (92 total chances) in 54 games (34 starts) in outfield.
- In **1997**, completed first full major league season, batting .216 (29/134) with two doubles, two triples and eight RBI in 74 games.
- Placed on 15-day disabled list, Aug. 22, due to back spasms...D.L. stint was first of career...Activated from D.L., Sept. 7.
- Hit .429 (6/14) as pinch-hitter...Six pinch-hits hits led club.

- In **1996**, batted .287 (25/87) with six doubles, one triple and six RBI in 50 games with **Angels**.
- Collected six multiple-hit games, including three hits, July 6 at Oakland...Recorded two multi-RBI contests, July 14 at Texas (2) and Aug. 29 vs. New York (2), establishing career-best.
- Appeared in 31 games in outfield (12 starts), posting 1,000 fielding percentage (33 total chances).
- In **1995**, began season at triple-A **Vancouver**...Had contract purchased by **Angels**, July 1.
- Made major league debut, July 1 in Oakland as pinch hitter...Collected first M.L. hit (single) in initial at-bat off Carlos Reyes.
- Overall, had three stints with **Angels**...After M.L. debut, July 1, was optioned July 9; recalled Aug. 6; optioned Aug. 11 and recalled Sept. 1 for rest of season.
- Finished with .350 (7/20) average with three runs scored and one RBI in 15 appearances...All seven hits were singles.
- Lone RBI came in second appearance, July 4 vs. Toronto.

## Minor League Career:

- In **1998**, began season at triple-A **Vancouver**, batting .300 (42/140) with 21 runs scored, 13 doubles, three triples, one home run, 29 RBI and three stolen bases in 43 games.
- Recalled by Anaheim, June 4.
- In **1996**, began season at triple-A **Vancouver**, after posting .400 (22/55) average and eight RBI in 25 spring appearances.
- Marked third consecutive season on Canadians' Opening Day roster.
- Hit .315 (64/203) with 31 RBI in 52 games, prior to recall by **Angels**, June 4...Hit .278 (15/54) with three RBI in 25 games with **California**, prior to option to **Vancouver**, July 18...Rejoined **Angels**, Aug. 3 and remained with club remainder of season.
- Overall with Canadians, batted .306 (75/245) with 33 RBI in 62 games.
- Hit in 12-straight games (.419; 26/62), May 15-26...Had three straight three-hit games, May 18-20.
- Recorded 22 multiple-hit games and six multi-RBI contests, including five hits and five RBI, May 22 at Tucson (5/7).
- Named PCL "Batter of the Week" for May 19-25...Batted .486 (18/37) with nine runs scored, four doubles, two triples, two stolen bases and 10 RBI in six games.
- In **1995**, began season at triple-A **Vancouver**...Batted .307 (122/398) with 66 runs scored, 21 doubles, four triples, 47 RBI and 16 stolen bases in 107 games.
- Registered .995 fielding percentage, committing just one error in 190 total chances (three assists) in outfield (103 games)...Lone error came July 22 at Colorado Springs...Fielding percentage ranked first among PCL outfielders.
- Ranked fifth in league in fewest strikeouts per plate appearances (1/13.47).
- Had contract purchased by **Angels**, July 1.
- In **1994**, spent entire season at triple-A **Vancouver**.
- Batted .328 (150/458) with 28 doubles, four triples, one home run and 47 RBI in 117 games.
- Set career-bests in average, doubles and walks.
- Placed on disabled list with sprained ankle from Sept. 1 through rest of season.
- In **1993**, played entire season at double-A **Midland**.
- Finished with .305 average (163/535), 19 doubles, five triples and 64 RBI in 131 games.
- Set career highs in games, at-bats, runs (85), hits, total bases (192), triples and RBI.
- Among Texas League batting leaders, ranked first in at-bats, hits, total chances (328) and putouts (307) by outfielder and strikeouts per plate appearances (1/17.14), second in runs scored, tied for third in games and fifth in average.
- In **1992**, played at single-A **Quad City**.
- Batted .317 (143/451) with 22 doubles, four triples and 41 RBI in 127 games.
- Set career-bests in sacrifice hits (19), sacrifice flies (7), hit by pitch (5) and stolen bases (31).
- Among Midwest League batting leaders, ranked first in average, second in strikeouts per plate appearances (1/13.12), fifth in hits and runs and seventh in on-base percentage (.393).
- In **1991**, began professional career at single-A **Boise**.
- Appeared in 70 games, batting .278 (77/277) with 11 doubles, two triples, one home run and 24 RBI.
- Among Northwest League batting leaders, ranked third in runs scored (56), fifth in at-bats and seventh in hits.
- Member of Northwest League championship team.

## Personal/Misc.:

- Orlando Palmeiro.
- Involved in Orange County community during the season through CHOC Hospital visits and youth baseball clinics.
- Graduated Miami Southridge High School (FL) in 1987.
- Attended Miami Dade Community College (FL) in 1988-89 and University of Miami (FL) in 1990.
- As freshman at Miami Dade South, batted .351 with 34 RBI in 42 games.
- As sophomore, named all-state...Hit .352 with one home run and 43 RBI in 52 games.
- In lone season at Miami, hit .365 with 30 RBI in 65 games...Tied for club lead in batting with former **Angels'** teammate Jorge Fabregas.
- Recorded 1,000 fielding percentage, posting eight assists and 123 putouts (131 total chances).
- Signed by **Angels'** scout Tom Kotchman.

## Palmeiro's Lifetime Playing Record

Year	Club	AVG	G	AB	R	H	2B	3B	HR	RBI	BB	SO	SB
1991	—Boise	.278	70	277	56	77	11	2	1	24	33	22	8
1992	—Quad City	.317★	127	451	83	143	22	4	0	41	56	41	31
1993	—Midland	.305	131	535★	85	163★	19	5	0	64	42	35	18
1994	—Vancouver	.328	117	458	79	150	28	4	1	47	57	46	21
1995	—Vancouver	.307	107	398	66	122	21	4	0	47	41	34	16
	California	.350	15	20	3	7	0	0	1	1	1	1	0
1996	—Vancouver	.306	62	245	40	75	13	4	0	33	30	19	7
	California	.287	50	87	6	25	6	1	0	6	8	13	0
1997	—Anaheim	.216	74	134	19	29	2	2	0	8	17	11	2
1998	—Vancouver	.300	43	140	21	42	13	3	1	29	16	10	3
	Anaheim	.321	75	165	28	53	7	2	0	21	20	11	5
1999	—Anaheim	.278	109	317	46	88	12	1	1	23	39	30	5
<b>Major Totals</b>		<b>.279</b>	<b>323</b>	<b>723</b>	<b>102</b>	<b>202</b>	<b>27</b>	<b>6</b>	<b>1</b>	<b>59</b>	<b>85</b>	<b>66</b>	<b>12</b>

**Disabling Injuries:** 1996 — Back spasms, disabled Aug. 22-Sept. 7.

### 1999

### Career

	AVG	AB	H	HR	RBI	AVG	AB	H	HR	RBI	
Arizona	.375	8	3	0	0	.500	10	5	0	0	
Baltimore	.222	18	4	0	0	.286	42	12	0	0	
Boston	.259	27	7	0	3	.302	53	16	0	5	
Chicago	.313	16	5	0	0	.231	52	12	0	1	
Cleveland	.259	27	7	0	2	.191	68	13	0	3	
Colorado	.143	7	1	0	2	.250	8	2	0	2	
Detroit	.200	20	4	0	0	.178	45	8	0	3	
Kansas City	.182	11	2	0	3	.233	30	7	0	4	
Los Angeles	.583	12	7	0	1	.563	16	9	0	2	
Minnesota	.200	10	2	0	1	.250	36	9	0	4	
New York	.125	16	2	0	0	.281	57	16	0	7	
Oakland	.429	21	9	0	3	.385	52	20	0	5	
San Diego	.300	10	3	0	0	.273	11	3	0	0	
San Francisco	.167	6	1	0	0	.364	11	4	0	2	
Seattle	.182	22	4	0	1	.241	58	14	0	4	
Tampa Bay	.278	18	5	0	1	.238	21	5	0	1	
Texas	.263	38	10	1	5	.256	82	21	1	12	
Toronto	.400	30	12	0	1	.400	65	26	0	4	
Home	.279	147	41	0	9	.269	323	87	0	29	
Away	.276	170	47	1	14	.287	400	115	1	30	
Pre-ASG	.266	203	54	1	15	.279	355	99	1	28	
Post-ASG	.298	114	34	0	8	.280	368	103	0	31	
Vs. RHP	.287	282	81	1	21	.279	610	170	1	52	
Vs. LHP	.200	35	7	0	2	.283	113	32	0	7	
Pinch-Hit	.333	12	4	0	0	.288	66	19	0	3	
Desig.-Hit	.303	33	10	0	2	.271	48	13	0	3	
In April	.274	73	20	1	6	.265	113	30	1	9	
May	.270	63	17	0	3	.244	78	19	0	3	
June	.265	49	13	0	1	.298	124	37	0	8	
July	.323	65	21	0	8	.346	133	46	0	16	
Aug.	.293	58	17	0	5	.261	180	47	0	17	
Sept.-Oct.	.000	9	0	0	0	.242	95	23	0	6	
Longest Streak — 5 games, July 25-30						Lifetime — 12 games (1998)					

### Career Fielding

POS	PCT	G	PO	A	E	TC	DP
OF	.992	236	364	7	3	374	0

### Palmeiro's Bests

Season	Game
AVG .321 — 1998	H 4 — vs. N.Y., 7-29-98
H 88 — 1999	HR 1 — at Tex., 4-9-99
HR 1 — 1999	RBI 2 — 13 times, last time: at Cle., 8-31-99
RBI 23 — 1999	SB 1 — 12 times, last time: vs. Det, 8-22-99
SB 5 — 1999 & 1998	

# Troy Percival

# 40

**Bats:** Right    **Throws:** Right    **Ht.:** 6-3    **Wt.:** 236  
**Opening Day Age:** 30    **Born:** Aug. 9, 1969  
**Birthplace:** Fontana, CA  
**Resides:** Riverside, CA  
**Married:** Michelle Close, Jan. 7, 1994  
**Children:** Cole  
**Acquired:** Selected in 6th round June, 1990 free agent draft  
**Signed Thru:** 2000  
**Major League Service:** 5 yrs.



## Right-handed Pitcher

### 1999 Season:

- Completed fifth major league season with **Anaheim**, posting 4-6 record, 31 saves (39 chances) and 3.79 ERA (57 IP - 24 ER) in 60 games...Allowed nine home runs, walked 22 and struck out 58.
- Did not appear in Angels' final eight games due to inflamed right shoulder.
- Equalled career-low 22 walks allowed (1997) and set career-high ERA and home runs allowed.
- Led club in games finished (50) and saves (fourth straight season).
- Is first Angel in club history to post 30-or-more saves in three seasons overall (42 in 1998 & 36 in 1996) and consecutive seasons (1998-99).
- Recorded 19 consecutive saves (26 games), May 5-July 9, to tie club record set by Lee Smith (1995; 20 games).
- 31 saves equals fifth-highest in Angels' history (Donnie Moore, 1985)...Also owns Angels' second, fourth and sixth best saves seasons in career.
- On Angels' all-time list, ranks 10th in ERA (2.95), third in games pitched (306) and first in saves (139).
- Among A.L. leaders, ranked tied for sixth in saves, 10th in games finished, tied for fourth in relief losses, third in relief average against (.186; 38/204), third in blown saves (8), fifth in save opportunities (39), sixth in relievers runners per nine innings pitched (9.9) and 10th in save percentage (.795).
- Selected as Angels' representative to participate in 1999 All-Star Game in Boston, marking third time honored in career (1996 & 1998)...Did not appear in contest.
- Posted 16.1 consecutive scoreless innings, May 5-June 20, longest by Angels' reliever this season.
- Pitched in 300th career game, Sept. 10 at Minnesota.
- Allowed career-high five runs and season-high five hits and two home runs, May 1 vs. Chicago (.2 IP, 5 H, 5 R, 5 ER, 2 HR, 1 BB).
- Pitched one inning (2 H, 1 R, 1 ER, 2 BB), June 20 at New York, posting 19th save of season...Save was 127th of career, passing Bryan Harvey for first place on Angels' all-time list...Run allowed was first of career against Yankees (22.1 IP).
- Struck out 9.2 batters per nine innings pitched...Has fanned 411 batters in 323.2 career innings pitched (11.43 per 9 IP).
- Hit allowed by pinch-hitter Scott Pose (2B) in ninth inning, May 29 vs. Kansas City, was first in 9.1 IP, longest hitless span by reliever in 1999 in majors leagues.
- Posted saves in three straight games played by Angels within same series (May 11-13 at New York) for fifth time in career...Previous four times came in four-game series, posting three saves...Series vs. Yankees marked first time posting save in each game of three-game series.
- Pitched 1.2 innings (1 R, 1 ER, 1 HR, 3 SO), Aug. 13 at Detroit, posting third blown save of season...HR was hit by Tony Clark...Marked first earned run allowed to Tigers in career (came after 23.2 IP; 1 in 25 IP overall).
- Recorded saves in seven straight appearances, May 25-June 12.
- Longest outing and strikeout high came July 25 at Baltimore (2 IP, 4 SO).
- Walks high was three, July 18 vs. San Diego (1 IP).
- First batter faced hit home runs three times (Greg Norton, May 1 vs. Chicago; Paul Konerko, Aug. 17 at Chicago & Derrick May, Sept. 19 vs. Baltimore).
- Was ejected from contest, Aug. 31 at Cleveland, following hit by pitch (Dave Justice)...Suspended for three games (served Sept. 12-Sept. 14, Game 1) and fined undisclosed amount by A.L. President Dr. Gene Budig, Sept. 3.
- Allowed a hit in 23 games and a run in 14 contests...Angels were 41-19 in games he pitched...Allowed 11 of 25 inherited runners to score.
- Finished 4-3 with 14 saves and 3.94 ERA (29.2 IP - 13 ER) in 29 games at home and 0-3 with 17 saves and 3.62 ERA (27.1 IP - 11 ER) in 31 games on road.
- ERA was below 2.00 in April (1.00), June (1.74) and July (1.17), posting 13 saves in 14 chances...ERA was 8.68 in Aug. with three saves in seven chances.
- ERA was 0.00 against nine opponents and above 10.00 against three foes (Boston - 13.50, Chicago - 14.73 & Cleveland - 15.43)...Totaled six saves against Kansas City and five against New York.
- ERA was 2.18 (33 IP - 8 ER,) with 23 saves before All-Star break and 6.00 (24 IP - 16 ER) with eight saves after.
- Limited opponents to .186 average (38/204) against, including .152 mark (14/92) against right-handers, .138 (13/94) on road, .143 (18/126) with none on, .160 (8/50) with none on/out and .143 (12/117) with two strikes in count.
- Opponents hit .256 (20/78) with runners on, .292 (14/48) with runners in scoring position, .400 (2/5) with bases loaded and .296 (8/27) when putting first pitch in play.

- Posted 1.000 fielding percentage (4 TC) in 60 games...Basestealers were successful in eight of 10 attempts (80%).
- Underwent right shoulder surgery to shave bone spur and clean up frayed labrum, Oct. 21...Surgery was performed by Angels' Medical Director Dr. Lewis Yocum at UCI Medical Center.

## Career Highlights:

- In 1998, completed fourth major league season with 2-7 record, 42 saves (48 chances) and 3.65 ERA (66.2 IP - 27 ER) in 67 games...Allowed five home runs, walked 37 and struck out 87 in that span.
- Set career highs in losses, games, saves, runs and earned runs allowed and walks.
- Led club in games pitched, games finished (60) and saves (third straight season).
- Among A.L. leaders, ranked tied for second in saves (John Wetteland-Tex.), third in games finished, seventh in save percentage (.875, 42/48), second in save opportunities (48), tied for fifth in blown saves (6), first in relief batting average against (.186, 45/242), first in relief average against with runners on (.164, 20/122), seventh in first batter efficiency (.158, 9/57) and fifth in relief losses.
- 67 games ranks tied for sixth on Angels' single season list...67 relief appearances ranks tied for sixth, while 42 saves is second best in club history (46-Bryan Harvey in 1991).
- Selected to 1998 A.L. All-Star Team...Pitched ninth inning (1 H, 2 SO) of A.L.'s 13-8 victory, July 7 at Coors Field in Denver, CO...Base hit was by Jason Kendall...Struck out Dante Bichette and Moises Alou...Marked second career selection (1996; 1 IP, 1 H, 1 SO).
- Recorded 100th career save, Aug. 19 vs. Detroit.
- Pitched one inning (1 H, 2 SO) in first game, Aug. 26 at New York, posting 37th save of season (41 chances)...Total surpassed career best (36), set in 1996.
- Recorded saves in seven consecutive appearances (Aug. 11-26-1st game).
- Was 1-0 with 11 saves and 0.64 ERA (14 IP - 1 ER) in 14 games in June.
- Did not induce a double play in 42 chances (second most in A.L.).
- Posted .857 fielding percentage (1/7) in 67 games...Basestealers were successful in 16 of 18 attempts.
- On Oct. 19, Angels exercised option on contract for year 2000 and added option for 2002.
- In 1997, completed third major league season with 5-5 record, 27 saves (31 chances) and 3.46 ERA (52 IP - 20 ER) in 55 games...Allowed 40 hits (6 HR), walked 22 and struck out 72 in that span.
- Struck out 11.78 batters per nine innings pitched.
- Set personal highs in wins...Games total was lowest in career.
- Placed on 15-day disabled list, April 9 (retroactive to April 7), with weakness in right shoulder...Marked first D.L. stint of career...Made two rehabilitation appearances (one start) at single-A Lake Elsinore (0-0 & 0.00 ERA; 2 IP, 1 H, 3 SO)...Activated from 15-day disabled list, May 16.
- After first three appearances, posted 0-2 record and 20.25 ERA (2.2 IP, 6 H, 6 R, 6 ER, 2 HR, 4 BB, 4 SO, 1 HB).
- After activation from D.L., appeared in 52 games (49.1 IP, 34 H, 14 R, 14 ER, 4 HR, 18 BB, 2 IBB, 68 SO, 3 HB, 5 WP), posting a 5-3 record, 27 saves (30 chances) and 2.55 ERA.
- 27 saves led club for second straight season (36 in 1996), ranking as fifth highest single season total in club history.
- Among A.L. leaders, ranked tied for sixth in saves, eighth in games finished (46), 10th in relief batting average against with runners on (.194), tied for eighth in save opportunities, tied for third in save percentage (.871) and second in first batter efficiency (.106).
- Notched 50th career save, July 12 at Oakland and 200th career strikeout, May 24 at Toronto.
- In first loss, pitched two-thirds of inning (2 H, 4 R, 4 ER, 3 BB, 2 SO, 1 HB), April 2 vs. Boston, posting blown save...Entered contest with 5-2 lead...Marked largest lead blown in career.
- Had streaks of 13 games (Aug. 15-Sept. 17) and 12 contests (May 17-June 13) without allowing run...Was 2-0 with 11 saves in the 25 games (24.1 IP, 10 H).
- Opponents batted .205 (40/195) against him.
- Posted 1.000 fielding percentage (4 total chances)...Base runners were successful in 4 of 5 stolen base attempts.
- In 1996, finished second major league season with 2-0 record, 36 saves and 2.31 ERA (74 IP - 19 ER) in 62 appearances...Allowed 38 hits (eight HR), walked 31 and struck out 100 in that span...Led club in ERA, games finished (52) and saves.
- Recipient of Angels' Owner's Trophy (Most Valuable Player) as voted by teammates.
- Set club record with .923 save percentage (36/39), surpassing mark established by Lee Smith (.902; 37/41) in 1995...On Angels' all-time single season list, 1996 totals rank tied for 10th in games, ninth in relief appearances and third in saves.
- Among A.L. relievers, ranked third in ERA, fourth in saves, tied for fourth in save opportunities (39), seventh in games finished, first in save percentage and third in first batter efficiency (.107; 6/56).
- Joined New York's Mariano Rivera (130) as lone relief pitchers in A.L. to total 100-or-more strikeouts...Struck out 12.16 batters per nine innings pitched.
- Named to A.L. All-Star team for first time in career...Pitched seventh inning of A.L.'s 6-0 loss...Allowed one hit (Lance Johnson-leadoff) and struck out one batter (Ken Caminiti).
- Posted 0.00 ERA and 11 saves after first 15 appearances (14.2 IP), April 3-May 11...Recorded 11 saves in consecutive appearances (April 7-May 3).
- Suffered loss, May 12 vs. Cleveland, allowing solo home runs to Albert Belle, Sandy Alomar and Jim Thome in ninth inning...Entered game with score tied 1-1 and dropped 4-1 decision...Three runs allowed marked first runs surrendered in 1996 (16 games; 15.2 IP)...Had not been scored upon since last Sept. 19 at Oakland (19 appearances and 20.1 IP).

- Both losses came against Cleveland, May 12 in Anaheim and Sept. 10 in Cleveland.
- "Blown" saves came on road. June 9 in Cleveland, July 12 in Seattle and Sept. 10 in Cleveland.
- Threw 51 pitches (2 IP, 2 R, 2 ER, 1 HR, 2 BB, 4 SO) Aug. 11 vs. Kansas City, equaling career-high...Initial 51-pitch outing came July 4 in Oakland (2.2 IP, 3 BB, 4 SO)...2.2 innings pitched marked longest of career.
- Struck out 15 batters over final nine innings pitched (Sept. 8-27, 6-plus games).
- Appeared as batter, June 9 in Cleveland (10th inn.), striking out against Eric Plunk...Marked first Angels' pitcher to bat since Mark Langston, June 10, 1992 in Chicago (2 SO)...Angels' pitcher Ryan Hancock followed Percival as batter later in same contest.
- Member of Major League Baseball All-Star team touring Japan.
- Signed four-year contract with club option for two additional years, April 3.
- In 1995, completed **Angels'** rookie season with 3-2 record, three saves and 1.95 ERA (74 IP - 16 ER) in 62 relief appearances...Allowed 37 hits (six HRs), 26 walks and 94 strikeouts in that span...Strikeout to walk ratio was 3.6 to 1.
- Finished fourth in BBWAA A.L. Rookie of the Year balloting, behind Marty Cordova (Min.; 105 points), Garret Anderson (Cal.; 99 points) and Andy Pettitte (NYY; 16 points)...Totaled 13 points, including one first place and two second and third place votes.
- Tied for club lead in games pitched (Bob Patterson).
- On Angels' Rookie Season list, ranked third in games, second in relief appearances and shattered club rookie record for strikeouts per 9 IP at 11.4 (DeWayne Buice, 8.6 in 1987).
- Set club mark for fewest hits allowed by rookie reliever (37-based on 40-or-more games pitched).
- Ranked tied for sixth in A.L. in games pitched...Led A.L. relievers in lowest batting average against at .147 (37/252) and holds (29)...Among A.L. relief pitchers, ranked second in fewest runners per nine innings (7.8; 64 in 74 IP), third in ERA (Jose Mesa - 1.13 & Norm Charlton - 1.51), fourth in batting average with runners on base (.154; 16/104), fifth in lowest percentage of inherited runners scored (17%; 9/53), eighth in first batter efficiency (.175; 10/57) and in innings pitched.
- Made major league debut April 26 vs. Detroit (1 IP).
- First M.L. win came May 19 in Chicago (.2 IP, 1 H), after posting "blown" save in first opportunity...Other victories came July 13 in Detroit and Sept. 28 vs. Oakland.
- First M.L. save came July 14 in Detroit (1.1 IP, 1 H) in third opportunity...Other saves came Aug. 8 in Kansas City and Aug. 15 in Chicago.
- Pitched 19.1 consecutive scoreless innings, Aug. 2-Sept. 13, tying Lee Smith for club best.
- Strikeout high was career-best five, set May 18 in Minnesota (2.1 IP) and Aug. 5 vs. Texas (1.2 IP).
- Struck out 17 batters over final nine innings pitched (Sept. 12-Oct. 1, 6-plus games).

## Minor League Career:

- In 1994, spent second full season at triple-A **Vancouver**...Posted 2-6 record with club-leading 15 saves and 4.13 ERA (61 IP - 28 ER) in 49 games.
- Ranked second in Pacific Coast League in saves and was second on club in appearances.
- Fanned 73 batters in 61 innings pitched (10.77 per nine innings).
- Victories came June 24 vs. Salt Lake City (2nd game; 2 IP, 1 BB, 2 SO) and July 29 at Las Vegas (2 IP, 5 H, 1 R, 1 ER, 2 SO, 1 WP).
- In 1993, began spring training on **Angels'** 40-man roster...Appeared in five games, posting 1-1 record and 21.00 ERA (6 IP - 14 ER)...Optioned to triple-A **Vancouver**, March 27.
- Appeared in 18 games with Canadians, before being placed on disabled list, May 28 with discomfort in right elbow.
- Underwent surgery on elbow, June 4, at Centinela Hospital in Inglewood, CA to remove calcification of the medial collateral ligament...Procedure was performed by Dr. Lewis Yocum.
- Lone decision came April 21 at Calgary (1.1 IP, 1 H, 4 BB, 2 SO).
- Reinstated from disabled list, Sept. 7 and recalled by California, not to report, Sept. 21.
- In 1992, split time between single-A **Palm Springs** and double-A **Midland**.
- Arrived late to Palm Springs due to extended spring training needed to treat inflamed elbow.
- Later in campaign missed time with bursitis.
- Despite setbacks, posted 37 strikeouts in 29.2 innings, 19 of those with Midland while recording 2.37 ERA.
- In 1991, converted to pitcher after signing with **California** as catcher...Spent entire campaign with Northwest League Champion Boise (single-A).
- Dominated after taking mound, posting 2-0 record and 1.41 ERA with 12 saves in 28 games while striking out 63 in 38.1 innings.
- In 1990, began professional career as catcher at **Boise**...Posted .200 (16/80) average with five RBI in 29 games.

## Personal/Misc.:

- Troy Eugene Percival.
- Active in Riverside and Orange County communities throughout year...Along with wife Michelle, established "Percival's Perch" (left field pavilion), which provides tickets to all Angels' games for youth and charity groups in Inland Empire.
- Organized silent auction on Angels website which raised \$10,000 to benefit sick child of former classmate.
- Took part in Rod Carew's "Friends of Kiley" benefit which raised \$30,000 for Anaheim policeman's sick child.
- Played American Legion baseball (independent) from 1985-87.
- Graduated from Moreno Valley High (CA) in 1987.
- Participated in baseball, football and wrestling as a prep.
- Attended UC Riverside (CA) where he was standout catcher...Made change to pitching upon recommendation of Bob Clear and Frank Reberger.
- Signed by Angels' scout Tim Kelly.

## Percival's Lifetime Pitching Record

Year	Club	W-L	ERA	G	GS	CG	SHO	SV	IP	H	R	ER	BB	SO
1991	—Boise	2-0	1.41	28	0	0	0	12★	38.1	23	7	6	19	63
1992	—Palm Springs	1-1	5.06	11	0	0	0	2	10.2	6	7	6	8	16
	Midland	3-0	2.37	20	0	0	0	5	19	18	5	5	11	21
1993	—Vancouver	0-1	6.27	18	0	0	0	4	18.2	24	14	13	13	19
1994	—Vancouver	2-6	4.13	49	0	0	0	15	61	63	31	28	29	73
1995	—California	3-2	1.95	62	0	0	0	3	74	37	19	16	26	94
1996	—California	0-2	2.31	62	0	0	0	36	74	38	20	19	31	100
1997	—Anaheim	5-5	3.46	55	0	0	0	27	52	40	20	20	22	72
	Lake Elsinore	0-0	0.00	2	1	0	0	0	2	1	0	0	0	3
1998	—Anaheim	2-7	3.65	67	0	0	0	42	66.2	45	31	27	37	87
1999	—Anaheim	4-6	3.79	60	0	0	0	31	57	38	24	24	22	58
<b>Major Totals</b>		<b>14-22</b>	<b>2.95</b>	<b>306</b>	<b>0</b>	<b>0</b>	<b>0</b>	<b>139</b>	<b>323.2</b>	<b>198</b>	<b>114</b>	<b>106</b>	<b>138</b>	<b>411</b>

HRs Allowed: 1995-6; 1996-8; 1997-6, 1998-5; 1999-9. Total-34.

**Disabling Injuries:** 1997 — Weakness in right shoulder, disabled April 7-May 16.

### 1999

### Career

	W-L	ERA	IP	ER	SO	SV	W-L	ERA	IP	ER	SO	SV
Arizona	0-0	0.00	2	0	3	1	0-0	0.00	4.1	0	7	3
Baltimore	0-1	2.84	6.1	2	7	2	0-3	5.32	23.2	14	20	10
Boston	0-1	13.50	2	3	0	0	0-3	7.58	19	16	26	7
Chicago	1-1	14.73	3.2	6	4	1	2-2	6.05	19.1	13	24	8
Cleveland	0-1	15.43	2.1	4	3	1	0-6	8.41	20.1	19	21	4
Colorado	0-0	0.00	1	0	0	1	0-0	0.00	4.2	0	3	3
Detroit	1-0	2.08	4.1	1	5	2	2-0	0.34	26.2	1	37	15
Kansas City	0-0	0.00	5.2	0	4	6	0-0	2.16	25	6	27	14
Los Angeles	0-0	0.00	1.1	0	2	1	1-2	6.75	5.1	4	9	2
Minnesota	0-0	0.00	4	0	3	3	0-0	0.00	24.2	0	32	13
New York	0-0	5.06	5.1	3	9	5	0-0	1.14	23.2	3	37	9
Oakland	1-0	1.80	5	1	6	2	3-3	2.27	35.2	9	52	12
San Diego	0-0	0.00	2.1	0	1	0	0-0	0.00	5	0	3	1
San Francisco	0-0	0.00	1	0	0	1	0-0	0.00	4	0	2	3
Seattle	0-2	9.00	3	3	3	1	2-2	1.38	26	4	31	10
Tampa Bay	0-0	2.08	4.1	1	5	2	0-0	1.04	8.2	1	12	5
Texas	0-0	0.00	1	0	2	0	1-0	3.94	16	7	26	6
Toronto	1-0	0.00	2.1	0	1	1	2-1	4.20	17.1	7	26	8
Home	4-3	3.94	29.2	13	25	14	10-12	2.98	172	57	218	66
Away	0-3	3.62	27.1	11	22	17	4-10	2.91	151.2	49	193	73
Pre-ASG	2-2	2.18	33	8	35	23	7-10	2.46	168.1	46	197	80
Post-ASG	2-4	6.00	24	16	23	8	7-12	3.48	155.1	60	214	59
In April	1-1	1.00	9	1	10	4	1-4	3.60	35	14	40	19
May	0-1	3.86	11.2	5	13	10	3-3	3.21	53.1	19	70	25
June	1-0	1.74	10.1	2	10	8	2-1	1.38	65.1	10	70	34
July	0-0	1.17	7.2	1	8	1	4-4	2.50	57.2	16	66	16
Aug.	1-2	8.68	9.1	9	5	3	1-3	3.17	59.2	21	81	29
Sept.-Oct.	1-2	6.00	9	6	12	5	3-7	4.44	52.2	26	84	16

SO High — 4, July 25 at Bal.

Win Streak — 2 games, June 25-Aug. 23

Lifetime — 3 games (1997 & 1995)

### All-Star Game Record

Year—Club, Site	W-L	ERA	G	GS	CG	SHO	SV	IP	H	R	ER	BB	SO
1996—Cal., Phi.	0-0	0.00	1	0	0	0	0	1	1	0	0	0	1
1998—Ana., Col.	0-0	0.00	1	0	0	0	0	1	1	0	0	0	2
1999—Ana., Bos.	(Selected, did not appear)												
<b>Totals</b>	<b>0-0</b>	<b>0.00</b>	<b>2</b>	<b>0</b>	<b>0</b>	<b>0</b>	<b>0</b>	<b>2</b>	<b>2</b>	<b>0</b>	<b>0</b>	<b>0</b>	<b>3</b>

### Major League Hitting Totals

AVG	AB	H	HR	RBI
.000	1	0	0	0

### Career Fielding

POS	PCT	G	PO	A	E	TC	DP
P	.931	306	13	14	2	29	1

### Percival's Bests

Season	Game
W 5 — 1997	SO 5 — last time: vs. Tex., 8-5-95
ERA 1.95 — 1995	IP 2.2 — at Oak., 7-4-96
SV 42 — 1998	
IP 74 — 1996 & 1995	
SO 100 — 1996	

# Mark Petkovsek

# 34



**Outs:** Right    **Throws:** Right    **Hts:** 6-0    **Wt:** 198  
**Opening Day Age:** 34    **Born:** Nov. 18, 1965  
**Birthplace:** Beaumont, TX  
**Resides:** Beaumont, TX  
**Married:** Heather Crenshaw, Nov. 30, 1996  
**Children:** Mark, Jr.  
**Acquired:** From St. Louis, Dec. 14, 1998, in exchange  
for catcher Matt Garrick  
**Signed Thru:** 2000  
**Major League Service:** 5 yrs., 71 days.

## Right-handed Pitcher

### 1999 Season:

- Completed first season with **Angels**, posting 10-4 record with one save (four opportunities) and 3.47 ERA (83 IP - 32 ER) in 64 games... Allowed 85 hits (6 HR), walked 21 and struck out 43.
- Established career-bests in ERA and games pitched (tied for club lead)...Led Angels' relievers in appearances.
- Led A.L. in relief wins (10), one shy of Angels' record set by Mark Clear in 1979.
- Posted five-game win streak, April 28-June 12, equalling career-best (twice in 1996) and establishing longest by Angel in 1999...Also won four straight games, June 22 - July 19.
- Made Angels' debut, April 6 vs. Cleveland (3 IP, 4 H, 2 SO, 1 BK).
- Pitched two innings (1 H) June 24 at Seattle, posting first save in A.L. and as Angel...Marked third career save, other two coming in 1997 with St. Louis.
- Pitched one inning (1 BB) in game two of doubleheader, Sept. 14 at Kansas City...Marked 56th appearance of 1999, most in season in major league career.
- Suffered first career loss against San Diego (7-1 record), July 20 at Edison Field (1 IP, 2 H, 1 R, 0 ER, 2 SO)...Unearned run was result of own error.
- Longest outing was three innings pitched (4 times, last time: Aug. 8 vs. Boston).
- Allowed season-high six hits, Aug. 3 vs. Kansas City...Runs high was six (Aug. 22 vs. Detroit) and earned runs high was five (twice).
- Base on balls high was two, Aug. 17 at Chicago, while strikeout best was three, Aug. 3 vs. Kansas City.
- Finished 6-3 with a 3.59 ERA (42.2 IP - 17 ER) in 32 games at home and 4-1 with one save and a 3.35 ERA (40.1 IP - 15 ER) in 32 games on road.
- ERA was below 3.00 in each month except Aug. (10.05)...Posted 0.77 ERA (11.1 IP - 1 ER) in 10 games in April...Appeared in 14 of Angels' 28 games in Sept. (2.77 ERA).
- ERA was 3.00 or lower against 12 opponents, including 0.00 vs. Chicago (4.1 IP, Los Angeles (4.1 IP), Minnesota (2.1 IP) and San Francisco (.1 IP).
- Was 8-2 with one save and 1.81 ERA (44.2 IP - 9 ER) at All-Star break and 2-2 with 5.40 ERA (38.1 IP - 23 ER) after.
- Opponents hit .269 (85/316) against him, including .242 (30/124, 1 HR) vs. left-handers and .286 (55/192), 5 HR) vs. right-handers.
- Average against was .229 (38/166) with none on, .313 (47/150) with runners on, .229 (16/70) with none on/out, .305 (29/95) with runners in scoring position, .259 (38/147) in close-and-late situations, .375 (3/8) with bases loaded, .241 (14/58) vs. first batter faced, .297 (11/37) when putting first pitch in play and .237 (33/139) with two strikes in count.
- Allowed a hit in 46 games and an earned run in 20 contests...Angels were 30-34 in games he pitched...Allowed 23 of 58 inherited runners to score (40%).
- Posted .955 fielding percentage (1/22), recording 16 assists, five putouts and was involved in one double play...Basestealers were successful in three of seven attempts (43%).

### Career Highlights:

- In **1998**, completed season with 7-4 record and 4.77 ERA (56 ER - 105.2 IP) in 48 games for **St. Louis**.
- Made 10 starts on season and was 3-3 with 5.77 ERA (31 ER - 48.1 IP) as starter...Best start came May 29 at San Diego (8 IP, 4 H, 2 BB, 2 SO).
- Was 4-1 with 3.92 ERA (25 ER - 57.1 IP) as reliever...Longest outing in relief was three innings (four times).
- Best month came in August...Registered 1-0 record with 1.65 ERA (3 ER - 16.1 IP) in 10 games...In May, posted 2-0 record with 2.10 ERA (7 ER - 30 IP) in six games (four starts).
- Had 13 IP scoreless streak that lasted four games, May 3-19.
- Led Cardinals' pitchers in batting with .318 average (7/22).
- In **1997**, completed second full season with **St. Louis** with 4-7 mark and 5.06 ERA (96 IP - 54 ER) in 55 games (two starts).
- One of four St. Louis pitchers to appear in more than 50 games (Eckersley, Fossas, Frascatore).
- Recorded two saves, June 11 at San Diego and Sept. 6 at Colorado.
- Made two starts: April 2 at Montreal (5 IP - 3 ER) and July 19 vs. San Francisco (4.1 IP - 5 ER).
- Pitched four scoreless innings to record first win, April 8 vs. Montreal.
- Hurlled six scoreless innings in relief to earn second victory, April 19 vs. San Diego in Hawaii.
- In **1996**, posted career-best 11-2 record and 3.55 ERA (88.2 IP - 35 ER) in 48 appearances (six starts)... Allowed 83 hits, walked 35 and struck out 45 in that span.
- Was one of five Cardinals' pitchers to win in double digits (Al. Benes, An. Benes, Osborne and Stottlemeyer).

- Made season debut (4 IP, 3 H, 2 BB, 3 SO), April 19 at Philadelphia, returning from D.L. (inflammation right rotator cuff).
- Made five appearances (one start) during rehab assignment...Pitched three games for single-A St. Petersburg (0-0 & 4.50 ERA; 6 IP, 6 H, 3 R, 3 ER, 5 SO)...Final two appearances for triple-A Louisville (0-1 & 9.00 ERA; 3 IP, 5 H, 4 R, 3 ER, 1 BB, 4 SO).
- Recorded first victory of season (5 IP, 7 H, 4 R, 4 ER, 1 BB, 3 SO), April 24 vs. New York.
- Earned 11th win on 1-0 combined shutout (5 IP, 2, H, 3 BB, 3 SO), Nov. 10 at San Francisco...Reuter and Eckersley went on to finish final four innings.
- Made first relief appearance (1 IP), April 29 vs. Atlanta.
- Pitched two perfect innings in third game of Division Series (1 SO), Oct 5 at San Diego.
- Became first Cardinals' pitcher to work in six games of post-season series during N.L. Championship Series vs. Atlanta.
- In **1995**, had contract purchased from Louisville, May 26.
- Posted 6-6 record with 4.00 ERA (137.1 IP - 61 ER) in 26 games (21 starts) with **Cardinals**.
- Managed to lead Cardinals' pitchers in games started and innings pitched.
- Made Cardinal debut, May 26 vs. Cincinnati (6.0 IP, 7 H, R, ER, 1, BB, 1 SO), not figuring in decision.
- Recorded first win as Cardinal (6 IP, 8 H, 4 R, 4 ER, 1 HR, 2 SO), June 5 at Colorado.
- Pitched first CG shutout of career (8 H, 2 BB, 3 SO), June 20 vs. Los Angeles.
- Had 18 inning scoreless streak, June 10-26.
- Moved to bullpen following All-Star break, recorded 10 IP and one ER in four appearances.
- Struck out career-high 10 batters, Aug. 16 at San Francisco, but was loser in defeat 2-1.
- In **1993**, had contract purchased, May 25 by **Pittsburgh**.
- Posted 3-0 record with 6.96 ERA (32.1 IP - 25 IP) in 26 outings.
- Made NL debut (.2 IP), May 26 vs. Florida.
- Earned first major league victory (.2 IP, 1 H, 1 SO), June 2 at Colorado.
- Optioned to Buffalo (triple-A), June 16 and recalled to Pittsburgh, July 26.
- Won first game back (1.1 IP, 2 BB), July 28 vs. Montreal.
- Recorded third victory (1.1 IP, 1 IBB), Aug. 20 at San Diego.
- In **1991**, made major league debut for Texas (4.2 IP, 10 H, 7 R, 7 ER, 3 HR, 2 BB, 3 SO), June 8 at New York, suffering loss.
- Made three relief appearances (4.2 IP, 11 H, 9 R, 8 ER, 1 HR, 2 BB, 3 SO).

## Minor League Career:

- In **1995**, was 4-1 with two complete games, one shutout and 2.32 ERA (54.1 IP - 14 ER) at triple-A **Louisville**...Walked eight and struck out 30 during that span.
- Led American Association in ERA (2.32) at time of promotion...Among league leaders in wins (4), innings pitched (54.1), complete games (2) shutouts (1).
- Tossed two-hit shutout for Louisville on April 7 vs. Indianapolis.
- In **1994**, played eighth professional season at triple-A **Tucson**, posting 10-7 record with one complete game, one shutout and 4.62 ERA (138.1 IP - 71 ER).
- Tied for fifth in PCL in shutouts...Finished second in wins on Toros' staff.
- Named PCL Player of Week May 15-21...Was 5-0 with seven complete games and 3.11 ERA (46.1 IP - 16 ER) in May...Won six consecutive decisions, April 26-May 31.
- Pitched no-hitter (2 BB, 3 SO), May 16 vs. Colorado Springs, winning 5-0...Was first nine inning no-hitter in franchise history.
- In **1993**, began season at triple-A **Buffalo**, going 3-4 with 4.33 ERA (70.2 IP - 34 ER) in 14 games (11 starts).
- Won back-to-back decisions, April 24 vs. Oklahoma City and May 7 at Indianapolis.
- Placed on disabled list, July 4-23.
- In **1992**, played fifth professional season at **Buffalo**.
- Led club with 22 starts and 150.1 IP...Shared league lead with 31 assists.
- Batted .242 (8/33) and three RBI, including five pinch-hit at-bats.
- Set American Association record by retiring 19 consecutive batters, June 1 vs. Louisville, for only complete game (5-1 victory).
- Moved to bullpen and made 10 appearances with one save and 2.05 ERA (22 IP - 5 ER).
- In **1991**, worked majority of season as starter at triple-A **Oklahoma City**.
- Posted 9-8 record with 4.93 ERA (149.2 IP - 82 ER) in 25 games (24 starts).
- Led league in assists (40) and total chances (55)...Led club in wins.
- In **1990**, completed fourth professional season at **Oklahoma City**, posting 7-14 record with 5.25 ERA (151 IP - 103 ER) in 28 starts.
- Tied for third in league with 28 starts...Paced staff in innings pitched, tied for lead in complete games (2) and tied for second in wins (7).
- In **1989**, began season at double-A **Tulsa**.
- Posted 8-5 record with 3.47 ERA (140 IP - 54 ER) in 21 starts.
- Second on club in starts and innings.
- Promoted to **Oklahoma City**, posting 0-4 record with 7.34 ERA (30.2 IP - 25 ER) in six starts.
- In **1988**, hurled five straight shutouts for single-A **Charlotte**, July 30-Aug. 24, breaking 36 year-old Florida State League record...Held opposition scoreless 43 consecutive innings during streak.
- Tied for league lead with five shutouts...Paced staff in starts (28), complete games (7), innings pitched (175.2) and strikeouts (95).
- Set career-high in ERA (2.97).
- In **1987**, began professional career with **Rangers'** club in Gulf Coast League before promotion to **Charlotte**.
- Pitched in three games (one start) recording 3.18 ERA (5.2 IP - 2 ER).
- Posted 3-4 record with 4.02 ERA (56 IP - 25 ER) in 11 games (10 starts) for Charlotte.

## Personal/Misc.:

- Mark Joseph Petkovsek (pronounced pet-KIE-zek).
- Assisted Angels' Community Relations Department throughout season with CHOC Hospital visits, youth baseball clinics, Make-A-Wish requests and other special guests.

- Graduated Kelly High School (TX)...Played baseball, basketball, football and golf.
- Pitched in college at University of Texas...Compiled 29-3 record...Tied for national lead with 15 wins in 1987 and named All-Southwest Conference.
- Signed by Rangers' scout Doug Gassaway.

## Petkovsek's Lifetime Pitching Record

Year	Club	W-L	ERA	G	GS	CG	SHO	SV	IP	H	R	ER	BB	SO
1987	—Charlotte	3-4	4.02	11	10	0	0	0	56	67	36	25	17	23
	Rangers GCL	0-0	3.18	3	1	0	0	0	5.2	4	2	2	2	7
1988	—Charlotte	10-11	2.97	28	28	7	5	0	175.2	156	71	58	42	95
1989	—Tulsa	8-5	3.47	21	21	1	0	0	140	144	63	54	35	66
	Oklahoma City	0-4	7.34	6	6	0	0	0	30.2	39	27	25	18	8
1990	—Oklahoma City	7-14★	5.25	28	28	2	1	0	151	187★	103★	88	42	81
1991	—Oklahoma City	9-8	4.93	25	24	3	1	0	149.2	162	89	82	38	67
	Texas	0-1	14.46	4	1	0	0	0	9.1	21	16	15	4	6
1992	—Buffalo	8-8	3.53	32	22	1	0	1	150.1	150	76	59	44	49
1993	—Buffalo	3-4	4.33	14	11	1	0	0	70.2	74	38	34	16	27
	Pittsburgh	3-0	6.96	26	0	0	0	0	32.1	43	25	25	9	14
1994	—Tucson	10-7	4.62	25	23	1	1	0	138.1	176	87	71	40	69
1995	—Louisville	4-1	2.32	8	8	2	1	0	54.1	38	16	14	8	30
	St. Louis	6-6	4.00	26	21	1	1	0	137.1	136	71	61	35	71
1996	—St. Louis	11-2	3.55	48	6	0	0	0	88.2	83	37	37	35	45
	St. Petersburg	0-0	4.50	3	0	0	0	0	6	6	3	3	0	5
	Louisville	0-1	9.00	2	1	0	0	0	3	5	4	3	1	4
1997	—St. Louis	4-7	5.06	55	2	0	0	2	96	109	61	54	31	51
1998	—St. Louis	7-4	4.77	48	10	0	0	0	105.2	131	63	56	36	55
1999	—Anaheim	10-4	3.47	64	0	0	0	1	83	85	37	32	21	43
<b>AL Totals</b>		<b>10-5</b>	<b>4.58</b>	<b>68</b>	<b>1</b>	<b>0</b>	<b>0</b>	<b>1</b>	<b>92.1</b>	<b>106</b>	<b>53</b>	<b>47</b>	<b>25</b>	<b>49</b>
<b>NL Totals</b>		<b>31-19</b>	<b>4.52</b>	<b>203</b>	<b>39</b>	<b>1</b>	<b>1</b>	<b>2</b>	<b>460</b>	<b>502</b>	<b>257</b>	<b>231</b>	<b>148</b>	<b>236</b>
<b>Major Totals</b>		<b>41-24</b>	<b>4.53</b>	<b>271</b>	<b>40</b>	<b>1</b>	<b>1</b>	<b>3</b>	<b>552.1</b>	<b>608</b>	<b>310</b>	<b>278</b>	<b>171</b>	<b>285</b>

HRs Allowed: 1991-4; 1993-7; 1995-11; 1996-9; 1997-14; 1998-9; 1999-6. Total-60.

Selected by Texas Rangers as supplemental selection following first round (29th player overall) of June, 1987 free agent draft; selection received from New York Yankees as compensation for signing Type A free agent Gary Ward.

Signed by Pittsburgh Pirates as free agent, Jan. 22, 1992.

Signed by Houston Astros as minor league free agent, March 4, 1994.

Signed by St. Louis Cardinals as six-year minor league agent, Nov. 18, 1994.

**Disabling Injuries:** 1996 — Inflamed right rotator cuff, disabled March 22-April 19.

## 1999

## Career

	W-L	ERA	IP	ER	SO	SV	W-L	ERA	IP	ER	SO	SV
Arizona	1-1	3.00	3	1	2	0	3-1	0.57	15.2	1	12	0
Baltimore	0-0	2.45	7.1	2	3	0	0-0	2.45	7.1	2	3	0
Boston	0-0	1.29	7	1	2	0	0-0	1.29	7	1	2	0
Chicago	1-0	0.00	4.1	0	3	0	1-1	7.27	8.2	7	3	0
Cleveland	0-1	14.73	3.2	6	2	0	0-2	30.86	4.2	16	3	0
Colorado	0-0	4.50	2	1	2	0	4-3	5.65	65.1	41	31	1
Detroit	0-0	18.00	3	6	2	0	0-0	18.00	3	6	2	0
Kansas City	0-0	5.79	4.2	3	4	0	0-0	13.17	13.2	20	11	0
Los Angeles	1-0	0.00	4.1	0	2	0	5-2	4.80	50.2	27	28	0
Minnesota	0-0	0.00	2.1	0	1	0	1-0	0.00	4.1	0	1	0
New York	1-0	2.25	4	1	2	0	1-1	8.31	8.2	8	5	0
Oakland	2-0	1.42	6.1	1	5	0	2-0	1.42	6.1	1	5	0
San Diego	0-1	3.38	2.2	1	4	0	7-1	1.37	46	7	24	1
San Francisco	0-0	0.00	.1	0	0	0	2-1	3.83	44.2	19	23	0
Seattle	2-0	1.04	8.2	1	3	1	2-0	1.04	8.2	1	3	1
Tampa Bay	1-0	5.87	7.2	5	2	0	1-0	5.87	7.2	5	2	0
Texas	0-0	1.69	5.1	1	2	0	0-0	1.69	5.1	1	2	0
Toronto	1-1	2.84	6.1	2	4	0	1-1	2.84	6.1	2	4	0
Home	6-3	3.59	42.2	17	26	0	25-7	3.39	289.2	109	137	0
Away	4-1	3.35	40.1	15	17	1	16-17	5.79	262.2	169	148	3
Pre-ASG	8-2	1.81	44.2	9	20	1	26-13	4.35	283.1	137	131	2
Post-ASG	2-2	5.40	38.1	23	23	0	15-11	4.72	269	141	154	1
In April	2-1	0.77	11.2	1	8	0	6-5	3.59	57.2	23	33	0
May	2-0	2.70	13.1	4	5	0	6-2	3.40	92.2	35	38	0
June	2-1	1.80	15	3	5	1	11-6	5.42	106.1	64	47	2
July	3-1	2.63	13.2	4	9	0	9-4	4.61	97.2	50	49	0
Aug.	0-1	10.05	14.1	16	10	0	4-3	4.91	110	60	69	0
Sept.-Oct.	1-0	2.40	15	4	6	0	5-4	4.70	88	46	49	1

SO High — 3. Aug. 3 vs. Kansas City

Win Streak — 5 games, April 28 - June 12

Lifetime — 5 games (1995, 1996 & 1999)

## Division Series Record

Year	Club, Opp.	W-L	ERA	G	GS	CG	SHO	SV	IP	H	R	ER	BB	SO
1996	—StL. vs. S.D.	0-0	0.00	1	0	0	0	0	2.0	0	0	0	0	1

## League Championship Series Record

Year	Club, Opp.	W-L	ERA	G	GS	CG	SHO	SV	IP	H	R	ER	BB	SO
1996	—StL. vs. Atl.	0-1	7.36	6	0	0	0	0	7.1	11	6	6	3	7

## Major League Hitting Totals

AVG	AB	H	HR	RBI
.163	86	14	0	3

## Career Fielding

POS	PCT	G	PO	A	E	TC	DP
P	.962	271	40	87	5	132	10

## Petkovsek's Bests

Season	Game
W 11 — 1996	Low-Hit 8 — vs. L.A., 6-20-95
ERA 3.47 — 1999	SO 10 — at S.F., 8-16-95
SV 2 — 1997	IP 9 — vs. L.A., 6-20-95
IP 137.1 — 1995	
SO 71 — 1995	

# Lou Pote

# 58

**Bats:** Right **Throws:** Right **HT:** 6-3 **WT:** 208

**Opening Day Age:** 28

**Born:** Aug. 21, 1971

**Birthplace:** Evergreen Park, IL

**Resides:** Chicago, IL

**Acquired:** Signed as free agent, Dec. 15, 1997

**Signed Thru:** 2000

**Major League Service:** 56 days.



## Right-handed Pitcher

### 1999 Season:

- Began ninth professional season and second in Angels' organization at triple-A **Edmonton**, posting 7-9 record with 4.50 ERA (150 IP - 75 ER) and three complete games in 24 appearances (23 starts)...Allowed 171 hits, 80 runs and 41 walks while striking out career-best 118 batters.
- Lone relief appearance came April 12 at Memphis (1.2 IP, 3 H, 1 R, 1 ER, 2 BB, 1 SO).
- Longest outing was nine innings (twice)...Struck out a season-best nine batters twice...Pitched seven scoreless innings (three hits, no walks) with nine strikeouts in 9-0 win vs. Tucson, April 16, for first victory...Also struck out nine July 6 at New Orleans (9 IP, 5 H, 2 R, 2 ER, 2 BB).
- Pitched complete game win, July 31 vs. Oklahoma City (9 IP, 7 H, 1 R, 0 ER, 2 BB, 8 SO, 1 WP).
- Won three straight starts (May 24 vs. Vancouver, May 29 vs. Salt Lake, June 6 at Salt Lake), posting 0.95 ERA (19 IP - 2 ER).
- Pitched into seventh inning-or-later in 12 of 23 starts.
- Opponents batted .290 (171/590) against him, including .268 (63/235) by left-handers and .304 (108/355) by right-handers.
- Had contract selected by **Anaheim**, Aug. 9...Posted 1-1 record with 2.15 ERA (29.1 ER - 7 ER) and three saves in 20 relief appearances...Allowed 23 hits (one home run), nine runs and 12 walks while striking out 20.
- Among A.L. leaders, ranked first in relief batting average with runners on base (.164, 9/55) and second in relief batting average with runners in scoring position (.143, 5/35).
- Made major league debut, Aug. 11 vs. Cleveland (3 IP, 2 H, 1 R, 1 ER, 1 HR, 2 BB, 2 SO)...Only home run allowed was hit by Manny Ramirez.
- Pitched career-high three innings (2 H, 2 R, 1 BB), Aug. 21 vs. Detroit.
- Posted first loss of career, Aug. 28 at Boston (2.1 IP, 1 H, 1 R, 1 ER, 1 BB, 3 SO).
- Earned first major league win (8-6) in game one of doubleheader, Sept. 14 at Kansas City (2 IP, 2 H, 2 SO).
- Recorded three saves in final three appearances: Sept. 29 vs. Oakland (1 IP), Sept. 30 vs. Oakland (1 IP, 1 H, 1 SO) and Oct. 3 vs. Texas (0.1 IP, 1 WP).
- Was 1-1 with 1.84 ERA (14.2 IP - 3 ER) with 14 strikeouts in 10 games on road and 0-0 with 2.45 ERA (14.2 IP - 4 ER) with six strikeouts and three saves in 10 games at home.
- Opponents hit .219 (23/105) against him, including .184 (7/38) by left-handers and .239 (16/67) by right-handers.
- Average against was .212 (11/52) on road, .226 (12/53) at home, .164 (9/55) with runners on base, and .143 (5/35) with runners in scoring position, including .133 (2/15) with two outs.
- Did not allow hit in five games...Did not allow a run in 13 appearances.
- Angels were 9-11 in games he pitched.
- Basestealers were successful in four of six attempts (67%).
- Posted 1.000 fielding percentage (five assists) with one double play.

### Minor League Career:

- In **1998**, spent eighth professional season and first with Angels at double-A **Midland**, posting 8-10 mark with 5.31 ERA (154.1 IP - 91 ER) in 32 games (19 starts)...Innings pitched represent career high.
- League-leading six complete games ranked second in all double-A and tied for sixth in minor leagues.
- Strikeout total (117) ranked fifth in Texas League...Struck out season-high 13 batters, June 14 at El Paso.
- Was named Midland's Pitcher of the Year and Texas League Pitcher of Week (June 29-July 5).

- In 1997, pitched in only seven games (three starts) for double-A **Arkansas** (St. Louis affiliate)...Signed with Cardinals, Aug. 7 following release by Expos, Mar. 28.
- Did not get a decision and posted 1.54 ERA (23.1 IP - 4 ER) with 21 strikeouts and eight walks.
- Struck out season-high eight in 5.1 innings, Aug. 23 at Jacksonville.
- In 1996, spent sixth professional season and first full season with Montreal organization at double-A **Harrisburg**...Posted 1-7 record and 5.07 ERA (104.2 IP - 59 ER) with one save in 25 games (18 starts) for Eastern League champion Senators.
- Only win of season came May 17 at Binghamton.
- Picked up save in final appearance, Sept. 2 at Bowie.
- In 1995, began fifth professional season with San Francisco at double-A **Shreveport**...Recorded 2-2 mark and 5.33 ERA (50.2 IP - 30 ER) with career-best three saves in 28 relief appearances.
- Traded to Montreal for future considerations, July 24...Posted 0-1 record and 5.40 ERA (28.1 IP - 17 ER) in nine games (four starts) at double-A **Harrisburg**.
- In 1994, split season between **Giants'** Rookie-level club in Arizona League (1-0, 0.00 ERA, 19.2 IP, 30 SO in four starts) and double-A **Shreveport** (2-2, 2.83 ERA in five starts).
- In 1993, spent third professional season at **Shreveport**, posting 8-7 record and 4.07 ERA (108.1 IP - 49 ER) in 19 starts.
- Selected to the Texas League East Division All-Star team...Named Texas League Pitcher of Week, April 9-18.
- In 1992, split season between single-A **San Jose** (0-1, 4.66 ERA) and double-A **Shreveport** (4-2, 0.96 ERA).
- In 1991, began professional career at **Giants'** rookie club in Arizona League, posting 2-3 mark and 2.55 ERA (42.1 IP - 12 ER) in eight starts...Recorded 2-0 mark and 2.51 ERA in five games (four starts) for Everett (rookie).

## Personal/Misc.:

- Louis William Pote.
- Attended Kishwaukee (IL) Junior College.
- Graduated from DeLaSalle High School in Chicago, IL, in 1989.
- Signed by **Giants'** scout Bob Cummings.

## Pote's Lifetime Pitching Record

Year	Club	W-L	ERA	G	GS	CG	SHO	SV	IP	H	R	ER	BB	SO
1991	—Giants	2-3	2.55	8	8	0	0	0	42.1	38	23	12	19	41
	Everett	2-0	2.51	5	4	0	0	0	26.2	24	8	8	7	26
1992	—Shreveport	4-2	0.96	20	3	0	0	0	37.2	20	7	4	15	26
	San Jose	0-1	4.66	4	3	0	0	0	9.2	11	5	5	7	8
1993	—Shreveport	8-7	4.07	19	19	0	0	0	108.1	111	53	49	45	81
1994	—Giants	1-0	0.00	4	4	0	0	0	19.2	9	0	0	6	30
	Shreveport	2-2	2.83	5	5	0	0	0	26.2	31	11	9	7	15
1995	—Shreveport	2-2	5.33	28	0	0	0	3	50.2	53	41	30	26	30
	Harrisburg	0-1	5.40	9	4	0	0	0	26.1	32	17	17	7	24
1996	—Harrisburg	1-7	5.07	25	18	0	0	1	104.2	114	66	59	48	61
1997	—Arkansas	0-0	1.54	7	3	0	0	0	23.1	15	10	4	8	21
1998	—Midland	8-10	5.31	32	19	6★	1	0	154.1	194	110	91	54	117
1999	—Edmonton	7-9	4.50	24	23	3	0	0	150	171	80	75	41	118
	Anaheim	1-1	2.15	20	0	0	0	3	29.1	23	9	7	12	20

HRs Allowed: 1999-1.

Selected by San Francisco **Giants** organization in 29th round of June, 1990 free agent draft.

Traded to Montreal **Expos**, July 24, 1995, in exchange for future considerations.

Released by Montreal **Expos**, March 28, 1997.

Signed by St. Louis **Cardinals**, Aug. 7, 1997.

Granted free agency, Oct. 17, 1997.

## 1999 & Career

	W-L	ERA	IP	ER	SO	SV		W-L	ERA	IP	ER	SO	SV
Baltimore	0-0	5.40	1.2	1	1	0	Home	0-0	2.45	14.2	4	6	3
Boston	0-1	3.86	2.1	1	3	0	Away	1-1	1.84	14.2	3	14	0
Chicago	0-0	9.00	1	1	2	0	Post-ASG	1-1	2.15	29.1	7	20	3
Cleveland	0-0	1.59	5.2	1	5	0	In Aug.	0-1	3.46	13	5	9	0
Detroit	0-0	3.38	5.1	2	2	0	Sept.-Oct	1-0	1.10	16.1	2	11	3
Kansas City	1-0	2.25	4	1	3	0							
Minnesota	0-0	0.00	.1	0	0	0							
New York	0-0	0.00	2	0	0	0							
Oakland	0-0	0.00	2	0	1	2							
Seattle	0-0	0.00	2	0	1	0							
Tampa Bay	0-0	0.00	1.2	0	2	0							
Texas	0-0	0.00	.1	0	0	1							
Toronto	0-0	0.00	1	0	0	0							

SO High — 3; twice, last time Sept. 2 at Cle.

Win Streak — 1 game, Sept. 14 at K.C.

Lifetime — 1 game (1999)

## Career Fielding

POS	PCT	G	PO	A	E	TC	DP
P	1.000	20	0	5	0	5	1

## Pote's Bests

Season	Game
W	1 — 1999
ERA	2.15 — 1999
SV	3 — 1999
IP	29.1 — 1999
SO	20 — 1999
SO	3 — twice; last time, at Cle., 9-2-99
IP	3.1 — at Cle., 9-2-99

# Tim Salmon

# 15

**Bats:** Right    **Throws:** Right    **HT:** 6-3    **WT:** 231  
**Opening Day Age:** 31    **Born:** Aug. 24, 1968  
**Birthplace:** Long Beach, CA  
**Resides:** Scottsdale, AZ  
**Married:** Marci Husted, Nov. 3, 1989  
**Children:** Callie, Jacob, Katelyn, Ryan  
**Acquired:** Selected in 3rd round June, 1989 free agent draft  
**Signed Thru:** 2001  
**Major League Service:** 7 yrs., 45 days.



## O u t f i e l d e r

### 1999 Season:

- Completed seventh full major league season with **Anaheim**, batting .266 (94/353) with 60 runs scored, 24 doubles, two triples, 17 home runs, 69 RBI, 63 walks and four stolen bases in 98 games.
- Was placed on disabled list May 11 (retro to May 4) after injuring left wrist in May 3 game vs. Chicago in sixth inning...Injury occurred diving for fly ball off bat of Paul Konerko (triple)...Recalled from rehab and activated from 15-day disabled list, July 17...Missed total of 62 games while on D.L.
- Appeared in one rehab assignment at single-A **Lake Elsinore**, July 16...Finished 3-for-5 with two doubles and two RBI.
- Average was lowest of major league career...17 home runs snaps string of six straight seasons with 20-or-more home runs.
- Tied for club lead with six sacrifice flies (Anderson).
- On Angels' all-time list, ranks sixth in average (.291), seventh in games (955), sixth in at-bats (3,483), third in runs scored (608), fourth in hits (1,015), third in total bases (1,826), third in doubles (195), second in home runs (196), second in extra-base hits (405) and second in RBI (660)...Extended club record in games played in outfield to 816.
- Named A.L. Player of the Week, April 12-18...Batted .481 (13/27) with eight runs scored, four doubles, two home runs and 12 RBI...Has been honored three times in career (May 15-21, 1994 & Aug. 3-9, 1998), equalling most by Angel in club history (Jim Edmonds & Wally Joyner).
- Single to center in third inning, Sept. 12 at Minnesota, was 1,000th hit of career...Is fourth player to collect 1,000 hits as Angel (Downing, Fregosi & Grich).
- Posted career-high six RBI, April 15 at Oakland, equalling Angels' season high for 1999...Finished 3-for-4 with three runs scored, a double, two home runs (one grand slam), six RBI and two walks...Also collected five RBI, April 12 at Texas and Oct. 2 vs. Texas.
- Hit fourth career grand slam (first since April 4, 1997 vs. Cleveland), April 15 at Oakland...Finished 3-for-7 (.429) with one HR and 10 RBI with bases loaded.
- Posted two home runs in game three times (April 15 at Oakland, April 24 at Kansas City and Oct. 2 vs. Texas)...Owns 15 multiple-HR games in career.
- Homered in consecutive games, Oct. 2-3 vs. Texas (3 HR total).
- Was Angels' starting rightfielder Opening Night, April 6 vs. Cleveland...Marked sixth straight in right field, most by outfielder on Opening Day in club history.
- Finished fourth on club in home runs, snapping club-record four straight seasons leading Angels.
- Did not play three consecutive games without reaching base safely...Has occurred once in career (955 games; May 17-19, 1997)...Reached base safely in 83 of 98 games played (82%) in 1999.
- Played 900th career game, Aug. 3 vs. Kansas City...Scored 600th run, Sept. 21 vs. Tampa Bay...Collected 600th RBI, April 12 at Texas.
- Scored season high four runs, Oct. 2 vs. Texas, equalling Angels' 1999 season-best.
- Longest hitting streak was six, April 15-21 and April 27-May 2.
- Registered season-best four hits, April 12 at Toronto and Oct. 2 vs. Texas.
- Hit safely in 61 games, including 24 multiple-hit contests (five 3-hit & two 4-hit)...Totaled 36 games with RBI, including 17 multi-RBI games (four 3-RBI, one 4-RBI, two five-RBI & one 6-RBI).
- Batted .277 (28/101) with runners in scoring position, including .327 (18/55) mark with two outs...Hit .256 (11/43) with a runner on third, including .308 (8/26) average with two outs.
- Hit .301 (22/73, 2 HR) vs. LHP, .257 (72/280, 15 HR) vs. RHP, .245 (47/192) at home, .292 (47/161) on road, .254 (46/181, 7 HR) with none on, .279 (48/172, 12 HR) with runners on, .318 (27/85) with none on/out, .236 (13/55) in close & late situations, .273 (9/33) when putting first pitch in play and .179 (30/168) with two strikes in count.
- Posted .300-or-better average against five opponents, including .486 (18/37) mark with four HR and 15 RBI vs. Texas...Was 6-for-12 with 3 HR and seven RBI in final three games of season against Rangers...In career, owns .407 (116/285) average with 21 HR and 70 RBI vs. Texas.
- Average was .307 (35/114) with nine home runs and 31 RBI after sixth inning.
- Batted .349 (30/86) with 18 runs scored, seven doubles, seven home runs and 23 RBI in April...Equalled most HR in April in career and established personal bests for the month in all other categories.
- Totaled 21 clutch RBI, 14 which gave Angels lead.
- Finished 1-for-24 (.042) as designated hitter and walked twice as pinch-hitter...Lone hit as DH was home run...Totaled nine infield hits.
- Posted .981 fielding percentage (4/215) in 89 outfield starts...Totaled club-high seven assists (tied)...Errors total tied for seventh most among A.L. rightfielders.

## Career Highlights:

- In 1998, completed sixth full major league season, batting .300 (139/463) with 84 runs scored, 28 doubles, one triple, 26 home runs, 88 RBI and 90 walks in 136 games.
- Played mostly as designated hitter and was placed on 15-day disabled list due to strained left plantar fascia (ligament in bottom of foot that supports arch)...Placed on disabled list, May 1 (retroactive to April 23)...Left contest (3rd inn.), April 22 vs. Baltimore, rounding first base on solo home run hit in first inning (off Scott Erickson)...Underwent MRI and examination by Angels' Medical Director, Dr. Lewis Yocum, and Orthopedic Foot Specialist, Dr. Phil Kwong...Activated from 15-day disabled list, May 9...Marked second career stint on D.L.
- Underwent surgery to detach plantar fascia ligament in left foot, Sept. 29...Surgery took place at Kerlan-Jobe Health South Clinic in Los Angeles and was performed by Dr. Kwong.
- Led club in home runs, sacrifice flies (10), walks (90), slugging percentage (.533) and on-base percentage (.410).
- Became first Angel in club history to post four seasons with 90-or-more walks (91 in 1995, 93 in 1996, 95 in 1997 & 90 in 1998).
- Marked sixth straight season with 20-or-more home runs (fifth with 25-or-more HR)...9 of 26 HR in 1998 came against Cleveland.
- Among A.L. leaders, ranked tied for fourth in walks, fourth in on-base percentage, seventh in hardest to double up (115.8), seventh in road average (.319) and 10th in average with bases loaded.
- Became first Angel in club history (after 5,875 games) to score five runs in game, April 12 at Cleveland.
- Equaled club record with four walks in game, April 20 vs. Baltimore.
- Led club in home runs for four straight seasons (1995-98), the first Angel to do so in club history.
- Homered in three straight games twice (July 27-29 & Aug. 3-5)...Also homered in two straight games, April 11-12 (3 HR), June 1-2 & June 14-15...Personal best is four straight games, set Aug. 16-19, 1993 and May 11-15 1994.
- Posted 12th career multiple-home run game, April 12 at Cleveland (off Eric Plunk and Alvin Morman), and first against Indians...First HR of game was 157th of career, passing Chili Davis into second place on Angels' all-time list.
- Played 800th career game, July 26 at Kansas City...Scored 500th run, July 9 at Seattle...Collected 900th hit, Sept. 2 at Cleveland...500th walk came Aug. 22 vs. Toronto.
- Named A.L. Player of the Week for the period of Aug. 3-9...Batted .480 (12/25) with seven runs scored, a double, triple, four home runs, nine RBI and two walks in six games...For week, tied league lead in hits and RBI and ranked second in home runs, average, slugging percentage (1.080) and total bases (27)...Marked second honor in career (May 15-21, 1994).
- As designated hitter, batted .304 (121/398) with 68 runs scored, 27 doubles, one triple, 19 home runs, 75 RBI and 73 walks in 111 games.
- Hit safely in season-best nine straight games three times (Sept. 17-25: .355, 11/31; Aug. 26-Sept. 4: .371, 13/35 & Aug. 14-22: .556, 15/27)...Latest streak came in last nine games played of season.
- Collected 16th home run of season, July 27 at Kansas City (two-run off Pat Rapp; 2nd inn.)...Snapped 30-game, 100 at-bat stretch without home run.
- Home run, April 22 vs. Baltimore, marked seventh of season, most in month of April in career (5; April, 1993).
- Posted .959 fielding percentage (2/49) in 19 outfield starts.
- In 1997, completed fifth full major league season, batting .296 (172/582) with 95 runs scored, 28 doubles, one triple, 33 home runs, 129 RBI and 95 walks in 157 games.
- Recipient of Owner's Trophy as team MVP (as voted by teammates)...Marked third such honor (1993 & 1995), tying Jim Fregosi for second most in club history...Bobby Knoop won award four times as Angel.
- Finished seventh in A.L. MVP voting, totaling 84 points, including one second place and one third place vote.
- Established career highs in games, at-bats, RBI, sacrifice flies (11), walks, strikeouts (142) and stolen bases (9).
- RBI total ranks second best in club history (Don Baylor-139 in 1979).
- Finished with 301 total bases, sixth highest total in club history and second best in career (319 in 1995)...33 home runs ranks tied for eighth best in club history, second highest total in career (34 in 1995)...11 sacrifice flies ties for seventh best in Angels history (Camey Lansford in 1980) and 95 walks tied for fourth best in club annals (Albie Pearson in 1962)...Strikeouts total is fourth most in club history.
- Finished season with 708 games played in outfield, most by an Angel in club history...Set record Sept. 21 at Texas, surpassing 702 by Brian Downing.
- Is first Angel in club history to post four seasons with 30-or-more home runs (31-1993, 34-1995 & 30-1996) or two campaigns with 300-or-more total bases (319-1995)...Also became second Angel to record 100-or-more RBI (Salmon, 105 in 1995 & Wally Joyner, 100 in 1986 & 117 in 1987) in two seasons and 90-or-more walks (Salmon, 91 in 1995 & 93 in 1996 & Albie Pearson, 96 in 1961, 95 in 1962 & 92 in 1963) in three seasons.
- Led club in games, total bases, home runs, RBI, sacrifice flies, walks, strikeouts, caught stealing (12), slugging percentage (.517), on-base percentage (.394) and outfield assists (15).
- Among A.L. leaders, ranked tied for eighth in games played, ninth in total bases, ninth in plate appearances (695), tied for 10th in home runs, fourth in RBI, sixth in walks, sixth in strikeouts, 10th in on-base average and tied for fifth in sacrifice flies.
- Also ranked tied for fifth in times on base (274), seventh in batting average with runners in scoring position (.348), first in batting average putting first pitch in play (.448), 10th in average with runners on base (.333), tied for eighth in runs created (124) and second in outfield assists.
- Collected an RBI every 4.5 at-bats, fifth best in A.L...Hit into double play once every 83.1 at-bats, ranking ninth best in A.L.

- Tied club record four walks in game, Sept. 20 at Texas, and four strikeouts in contest, April 6 vs. Cleveland.
- Homered in consecutive games played three times (June 18 & 20, July 4-6 - 3 games & July 23 & 25).
- Registered third career grand slam, April 4 vs. Cleveland...HR was game-winning 11th inning grand slam off Paul Shuey.
- Connected for 11th multiple-home run game of career, Sept. 4 at Detroit...Marked second feat against Tigers in career.
- Played in 700th career game, Sept. 5 at Detroit...Scored 400th career run, June 12 vs. San Diego; Collected 700th career hit, July 11 at Oakland; Connected for 150th career home run, Sept. 8 at Toronto and drove in 500th career RBI, Sept. 25 vs. Texas on two-home run...Became quickest player to reach 500 RBI in club history.
- Hit in season-best 12 straight games, July 3-17 (.378; 17/45, 4 HR, 13 RBI)...Posted RBI in eight straight games, July 3-13 (10 total)...Also collected multiple-RBI in six straight games, July 29-25 (14 total).
- Named A.L. Player of the Month for July, batting .390 (39/100) with 19 runs scored, six doubles, seven home runs, 32 RBI and 17 walks in 27 games...Led league in RBI and on-base percentage (.483)...Finished second in slugging percentage (.660) and hits (tied)...Hit safely in 23 of 27 games, posting 12 multiple-hit games (two 3-hit & one 4-hit) and nine multi-RBI contests (four 3-RBI)...During month, raised batting average from .277 to .306...Marked first such honor in career.
- Was ejected by home plate umpire Mike Everitt following strikeout in 12th inning, Sept. 7 against Detroit...Marked first ejection of career.
- Appeared in 153 games (all starts) in outfield, posting .971 fielding percentage...Committed 11 errors in 378 total chances...Errors total was most by right fielder in A.L., yet percentage was sixth best in circuit at position...Totaled team high 15 outfield assists and was involved in five double plays.
- In 1996, completed fourth full major league season with **Angels**, batting .286 (166/581) with 90 runs scored, 27 doubles, four triples, 30 home runs and 98 RBI in 156 games.
- Became first player in Angels' history to post 30-or-more home runs in three different seasons (31 in 1993 & 34 in 1995).
- 98 RBI marked third season with 95 RBI-or-better (95 in 1993 & 105 in 1995).
- Set career high in triples.
- Led club in games, runs scored, total bases (291), triples (tied), home runs, RBI, walks (93), strikeouts (125) and slugging percentage (.501)...Collected 18 of 30 home runs at home, tops on club.
- 30 home runs tied for 10th on Angels' single season list, while 291 total bases ranked eighth and 93 walks ranked tied for fifth.
- Set club record for home runs in any month (13-June).
- Home run June 4 in Minnesota was career hit No. 500...100th career home run came June 5 at Minnesota (Scott Aldred).
- Posted two home runs, June 16 vs. Toronto, lone multiple-HR game of season and 10th of career.
- Collected home run in consecutive games five times (2 - June 28-29, June 18-19 & June 9-10; 3 - June 3-5 & April 5-7)...Homered in four straight home games, June 18-19, 27-28.
- First inning HR May 7 vs. Kansas City was fourth of season and first since April 7 vs. Chicago...Drought of 26 games (112 PA & 98 AB) was longest of career.
- Posted .975 fielding percentage, committing eight errors in 320 total chances (153 games, 152 starts)...Errors total ranked third highest and fielding percentage ranked sixth best among A.L. right fielders...153 outfield appearances ranked first in league...Ranked tied for third in A.L. with 13 outfield assists.
- In 1995, completed third full major league season with .330 (177/537) average, 111 runs scored, 34 doubles, three triples, 34 home runs and 105 RBI in 143 games for **Angels**.
- Received second Owner's Trophy (1993 with Mark Langston) as club's most valuable player (selected by teammates).
- Became first Angel in club history to post .300 average with 30 home runs and 100 runs scored and RBI.
- With 34 HRs, became second Angel in club history to hit 30-or-more HRs in two seasons (31 in 1993), joining Don Baylor (36 in 1978 & 36 in 1979).
- Established career bests in average, runs, hits and home runs.
- Posted career-best 15-game hit streak, Aug. 26-Sept. 11...Hit .400 (24/60) with four home runs and eight RBI during streak.
- Led club in average, hits, total bases (319), doubles, home runs and slugging percentage (.594)...Tied for club lead in games (J.T. Snow), hit by pitch (6-Damion Easley) and on-base percentage (.429-Chili Davis).
- .330 average is best by right-hander in club history...Tied club record and career-best four runs scored, July 22 vs. Detroit.
- Posted three two-HR games, June 27 at Texas, Aug. 4 vs. Texas and Aug. 9 at Kansas City.
- Registered second career grand slam, May 29 vs. Baltimore (Mike Mussina).
- Ranked among A.L. leaders in average (3rd), home runs (8th), RBI (9th), multiple-hit games (2nd-55), runs scored (5th), hits (4th), total bases (4th), doubles (T6th), walks (6th), on-base percentage (T4th), slugging percentage (4th), extra base hits (T4th), games played (T8th) and home run ratio (9th-15.8).
- Registered .988 fielding percentage in 142 starts in right field...Committed four errors in 331 total chances (seven assists)...Tied for fifth in errors by right fielder and second in fielding percentage by right fielder.
- Homered in back-to-back games seven times, including June 27-28 at Texas (3 HRs total).
- Struck out four times (three called) and finished 0-for-4 in one-game division playoff, Oct. 2 in Seattle...Four strikeouts equalled career high and club record.
- In 1994, finished **Angels'** sophomore season batting .287 (107/373) with 23 home runs and 70 RBI...Led club in hit by pitch (5; tied with Chad Curtis) and strikeouts (102).
- Ranked tied for 10th in A.L. in home runs, seventh in strikeouts and seventh in fewest grounded into double play per GDP situation (3.3%; 3/90).

- Hit 20th HR Aug. 6 vs. Chicago, marking third player in Angels' history to collect 20-or-more HRs in rookie and sophomore seasons (Lee Thomas, 1961-62 & Wally Joyner, 1986-87).
- Tied single game club records for most runs (4, May 13 at Seattle), most hits (5, May 13 at Seattle) and most strikeouts (4, April 9 at Milwaukee)...Became 13th Angel in club history to post 5-for-5 performance.
- Collected two home runs in a game four times (2 - May 6 vs. Oakland, May 13 at Seattle, July 1 at Baltimore & Aug. 6 vs. Chicago).
- Set personal-game bests in hits and RBI (5 - May 13 at Seattle & June 13 at Kansas City).
- Belted 50th career home run, July 1 at Baltimore, in 245th contest of career...Only other Angels' to reach plateau with club quicker were Leon Wagner in 207 games (1961-62) and Reggie Jackson in 210 contests (1982-83).
- Was Opening Day starting right fielder, becoming first Angel to start at position in consecutive season openers since Dan Ford (1980-81).
- Tied A.L. record, May 10-11 & 13, for most hits in three consecutive games with 13 (13-for-15)...Other two A.L. players to accomplish feat were Joe Cronin, Washington, June 19, 21-22, 1933 and Walt Dropo, Detroit, July 14-15 (2G), 1952...M.L. record is 15 set by Cal McVey, Chicago (NL), July 20, 22, 25, 1876.
- Named A.L. Player of the Week for period of May 9-15...Batted .593 (16/27) with five home runs, 13 RBI, 35 total bases, 1.296 slugging percentage and .645 on-base percentage, all league highs for week.
- Collected home runs in four consecutive contests (five total), May 11-15, matching career best set Aug. 16-19, 1993 (five total), one shy of club record set by Bobby Bonds, Aug. 2-7, 1977.
- Appeared in 99 games in right field, including 97 starts (tops on club)...Compiled .966 fielding percentage, committing eight errors (six fielding) in 236 total chances (nine assists)...Fielding percentage was second lowest and errors total second highest by right fielder in A.L. (Ruben Sierra: .947 FC & nine errors).
- Placed on disabled list, July 26 (retroactive to July 18), with strained right hamstring...Activated Aug. 3...Marked first D.L. stint of career...Also missed from Sept. 16 until end of season in 1993 due to broken ring finger of left hand.
- In 1993, named BBWAA American League Rookie of the Year...Represents first time Angel has been honored in club history.
- Selected co-winner of Owner's Trophy with Mark Langston.
- Finished campaign hitting .283 (146/515) in 142 games with 31 home runs, 95 RBI, 35 doubles, 82 base on balls and 93 runs scored.
- In the process, established club rookie single-season record for doubles, home runs, extra-base hits (67), walks; was second in runs, RBI, total bases (276), tied for second in sacrifice flies (8); was fourth in average and tied for fourth in hits...Extra-base hit total tied for fourth highest figure in club annals overall during regular season while doubles total was fifth and home runs seventh.
- Collected 23 home runs at Anaheim Stadium, a club record.
- Of his 95 RBI, 33 tied game or put Angels ahead (35 percent; 23 go-ahead); 14 of his home runs fell into that category, 12 of which gave Angels lead.
- Is fourth player in club history to hit 30-or-more home runs in first season with Angels: Reggie Jackson - 39 in 1982, Doug DeCinces - 30 in 1982 and Frank Robinson - 30 in 1973.
- Became 19th rookie in major league history to reach 30 home run level.
- Following is breakdown of how his RBI were accounted for: outs (1), singles (18), doubles (13), home runs (53), sacrifice flies (8) and walks (2).
- In addition, following is breakdown of the 95 RBI that scored from each base: home (31), first (15), second (22) and third (27).
- Rookie of the Year Award made him fourth **Baseball America's** Minor League "Player of the Year" recipient to be honored following year, joining Ron Kittle (1982-83), Dwight Gooden (1983-84) and Sandy Alomar, Jr. (1989-90).
- Last at-bat of season was grand slam against Seattle's Tim Leary, Sept. 15...In fact, finished season with nine hits in final 18 at-bats.
- Grand slam was first GS at Anaheim Stadium, since Sept. 4, 1992 when Lee Stevens connected against Baltimore's Rick Sutcliffe.
- Season ended same night when he charged line drive off bat of designated-hitter Larry Sheets in fifth inning...In attempting to field ball, sustained broken ring finger on left hand...Underwent surgery, Sept. 21 at Centinela Hospital in Inglewood, CA by Dr. Norman Zemel...At same time, had surgery on top of right foot to relieve pressure from pinched nerve.
- Recorded 12 outfield assists and charged with seven errors in 354 total chances in right field for .980 fielding percentage.
- Among American League rookies, led in plate appearances (610); games (142); runs (93); extra-base hits (67); doubles (35); home runs (31); RBI (95); sacrifice flies (8) walks (82) and was second in at-bats (515; Gates, 535) and hits (146; Gates, 155).
- Led off bottom of ninth inning, April 28 against New York's Jim Abbott and connected for fifth home run and dramatic 3-2 California win after Yankees scored two in top of ninth for tie.
- Homered twice in game, July 27 vs. Oakland and again, Aug. 18 against Detroit and former Athletic Mike Moore.
- Hit home runs in consecutive games six times...His home runs in four straight games, Aug. 16-19, fell one shy of club record.
- Was removed from game of June 8 during first inning in Toronto after being struck by broken bat of Stan Javier...Was struck while standing in on-deck circle and received multiple abrasions on left elbow.
- In 1992, recalled from Edmonton, Aug. 20 and made major league debut following night in Yankee Stadium...Was 0-for-4, but collected first hit Aug. 22 with single against Melido Perez.
- First home run also came against Yankees, Aug. 23, a solo home run against Scott Sanderson.

- Missed eight games from Sept. 6-15 with soreness in left wrist...Pinch-ran Sept. 16, but did not bat again until Sept. 22...With only three hits in final 34 at-bats, manager Buck Rodgers sat Salmon down after Sept. 29 game...The following day, a cast was placed on wrist for further protection.
- Second home run of major league career came in dramatic fashion, a two-out, 15th-inning home run against Derek Lilliquist at home, Sept. 2.

## Minor League Career:

- In 1992, was selected by *Baseball America* and *The Sporting News* as Minor League "Player of the Year"...Also named Pacific Coast League's "Most Valuable Player" and to Topps Class-AAA All-Star Squad.
- Led PCL with 29 home runs, 105 RBI, 275 total bases, .469 on-base percentage, .672 slugging percentage, 71 extra-base hits and tied for top honors with Wayne Kirby of Colorado with 101 runs.
- Finished second in circuit with .347 average (Troy Neel of Tacoma led at .351) and second in walks with 91 behind Vancouver's Chris Cron (94)...His 38 doubles ranked third.
- Led all PCL outfielders with .992 fielding percentage - (231 PO, 14 A, 2 E).
- Selected by California's minor league coaching staff and player development staff as 1992 winner of Kenny Myers Award for most outstanding position player...Right-hander John Fritz of Quad City (20-4 & 3.03 ERA) won honor among system pitchers.
- In 1991, played full season with double-A **Midland**, hitting .245 with 23 home runs and 94 RBI.
- Finished with 16 outfield assists in 130 games.
- Led Texas League in walks (89), tied for second in games (131), finished third in home runs, tied for fourth in extra-base hits (53) and ranked fifth in runs (100).
- In 1990, split time between single-A **Palm Springs** and double-A **Midland**.
- Hit .288 for Palm Springs with two home runs, 21 RBI and 11 steals in 36 games before earning promotion to Midland...Hit .268 in 27 games with three home runs and 16 RBI at Midland.
- In 1989, made professional debut at **Bend** after selection in 3rd round of June draft.
- Led club with five triples (all others combined for 10).

## Personal/Misc.:

- Timothy James Salmon.
- Involved in Orange County Community during season...Along with wife Marci, established Tim Salmon Foundation which donates \$100 per RBI each year to benefit Family Solutions and Laurel House...Also provided 200 tickets in the "Fish Bowl" section of Edison Field (right field pavilion) to all Angels games for youth and charity groups...Frequently meets with Family Solutions children during season...Initiated Family Solutions Golf Tournament.
- Served as Angels' representative for Calif. Dept. of Health Mentoring Program...Also assisted Calif. Dept. of Social Services, taking part in Major League Dads Campaign...Visited UCI Medical Center and CHOC Hospital during season.
- Took part in Rod Carew's "Friends of Kiley" benefit which raised \$30,000 for Anaheim policeman's sick child.
- Named Angels' 1998 Roberto Clemente True Value Man of the Year.
- Attended Greenway High (Phoenix, AZ)...Hit .381 with .905 slugging percentage senior year and was named All-State and chosen Phoenix "Player of the Year."
- Played collegiate ball at Grand Canyon College (Phoenix, AZ)...In 1987, hit .421 with 15 home runs and 61 RBI in 57 games.
- In 1988, batted .382 with 17 home runs, 63 RBI in 61 games and helped team to second place finish in NAIA World Series...Selected to All-Tournament team.
- In 1989, hit .356 with 19 home runs and 68 RBI in 65 games...Was NAIA District 7, All-Area II first team and All-America Honorable Mention in 1988-89.
- Set Grand Canyon career records for most runs (225), home runs (51) and RBI (192) in addition to a season record for most walks (81).
- Brother Mike played safety for USC and San Francisco 49ers football teams.
- Signed by Angels' scout Tim Kelly.

## Salmon's Lifetime Playing Record

Year	Club	AVG	G	AB	R	H	2B	3B	HR	RBI	BB	SO	SB
1989	Bend	.245	55	196	37	48	8	5	5	21	33	60	2
1990	Palm Springs	.288	36	118	19	34	6	0	2	21	21	44	11
	Midland	.268	27	97	17	26	3	1	3	16	18	38	1
1991	Midland	.245	131	465	100	114	26	4	23	94	89★	166★	12
1992	Edmonton	.347	118	409	101★	142★	38	4	20★	105★	91	103	9
	California	.177	23	79	6	14	1	0	2	6	11	23	1
1993	California	.283	142	515	93	146	35	1	31	95	82	135	5
1994	California	.287	100	373	67	107	18	2	23	70	54	102	1
1995	California	.330	143	537	111	177	34	3	34	105	91	111	5
1996	California	.286	156	581	90	166	27	4	30	98	93	125	4
1997	Anaheim	.296	157	582	95	172	28	1	33	129	95	142	9
1998	Anaheim	.300	136	463	84	139	28	1	26	88	90	100	0
1999	Anaheim	.266	98	353	60	94	24	2	17	69	63	62	4
	Lake Elstmore	.600	1	5	0	3	2	0	0	2	0	1	0
<b>Major Totals</b>		<b>.291</b>	<b>955</b>	<b>3483</b>	<b>608</b>	<b>1015</b>	<b>195</b>	<b>14</b>	<b>196</b>	<b>660</b>	<b>579</b>	<b>820</b>	<b>29</b>

Selected by Toronto Blue Jays organization in 18th round of June, 1986 free agent draft...Did not sign.

- Disabling Injuries:** 1999 — Sprained left wrist, disabled May 4 - July 17.  
 1998 — Strained plantar fascia left foot, disabled April 2 - May 9  
 1994 — Strained right hamstring, disabled July 18-Aug. 3.

## 1999

## Career

	AVG	AB	H	HR	RBI	AVG	AB	H	HR	RBI
Arizona	—	—	—	—	—	.000	2	0	0	0
Baltimore	.063	16	1	0	4	.263	285	75	19	63
Boston	.172	29	5	1	4	.268	280	75	9	46
Chicago	.313	32	10	1	8	.272	268	73	13	44
Cleveland	.382	34	13	3	7	.294	248	73	22	49
Colorado	—	—	—	—	—	.333	27	9	0	2
Detroit	.357	28	10	2	7	.268	239	64	17	50
Kansas City	.206	34	7	3	7	.283	279	79	16	58
Los Angeles	.000	5	0	0	1	.174	23	4	1	4
Minnesota	.250	20	5	0	0	.287	230	66	13	34
New York	.273	11	3	0	2	.286	269	77	16	53
Oakland	.211	19	4	2	6	.354	237	84	17	54
San Diego	.111	9	1	0	0	.136	22	3	0	1
San Francisco	—	—	—	—	—	.360	25	9	0	3
Seattle	.381	21	8	0	3	.264	269	71	12	53
Tampa Bay	.077	26	2	0	2	.154	52	8	1	7
Texas	.486	37	18	4	15	.407	285	116	21	70
Toronto	.219	32	7	1	3	.303	251	76	13	42
Home	.245	192	47	7	29	.279	1757	490	106	329
Away	.292	161	47	10	40	.304	1726	525	90	331
Pre-ASG	.347	95	33	7	25	.289	1785	515	110	349
Post-ASG	.236	258	61	10	44	.294	1698	500	86	311
Vs. RHP	.257	280	72	15	44	.295	2620	774	147	510
Vs. LHP	.301	73	22	2	15	.279	863	241	49	150
Pinch-Hit	—	—	—	—	—	.333	6	2	0	2
Desig.-Hit	.042	24	1	1	5	.293	451	132	21	84
In April	.349	86	30	7	23	.275	499	137	30	94
May	.333	9	3	0	2	.281	572	161	28	106
June	—	—	—	—	—	.301	551	166	41	113
July	.125	48	6	0	5	.296	581	172	31	120
Aug.	.267	105	28	4	14	.295	713	210	42	120
Sept.-Oct.	.257	105	27	6	25	.298	567	169	24	107
Longest Streak — 6 games, April 15-25						Lifetime — 15 games (1995)				

## Career Multiple-Home Run Games (15)

Oct. 2, 1999 vs. Texas  
 April 24, 1999 at Kansas City  
 April 15, 1999 at Oakland  
 April 12, 1998 at Cleveland  
 Sept. 4, 1997 at Detroit  
 June 16, 1996 vs. Toronto  
 Aug. 9, 1995 at Kansas City  
 Aug. 4, 1995 vs. Texas

June 27, 1995 at Texas  
 Aug. 6, 1994 vs. Chicago  
 July 1, 1994 at Baltimore  
 May 13, 1994 at Seattle  
 May 6, 1994 vs. Oakland  
 Aug. 18, 1993 vs. Detroit  
 July 27, 1993 vs. Oakland

## Career Grand Slams (4)

April 15, 1999 at Oakland  
 April 4, 1997 vs. Cleveland

May 29, 1995 vs. Baltimore  
 Sept. 15, 1993 vs. Seattle

## Career Fielding

POS	PCT	G	PO	A	E	TC	DP
OF	.976	816	1815	65	46	1926	13

## Salmon's Bests

Season	Game
AVG .330 — 1995	H 5 — at Sea., 5-13-94
H 177 — 1995	HR 2 — last time: vs. Tex.; 10-2-99
HR 34 — 1995	RBI 6 — at Oak., 4-15-99
RBI 129 — 1997	SB 1 — last time: at Sea.; 9-25-99
SB 9 — 1997	



SM

# Scott Schoeneweis 60

**Hits:** Left    **Throws:** Left    **Ht.:** 6-0    **Wt.:** 186

**Opening Day Age:** 26

**Born:** Oct. 2, 1973

**Birthplace:** Long Blanch, NJ

**Resides:** Scottsdale, AZ

**Acquired:** Selected in third round of June, 1996 free agent draft

**Signed Thru:** 2000

**Major League Service:** 111 days.



## Left-handed Pitcher

### 1999 Season:

- Was on **Angels'** opening day roster and made major league debut as reliever, April 7 vs. Cleveland at Edison Field (.1 IP, 4 H, 5 R, 5 ER, 1 BB).
- Posted 0.71 ERA in May (12.2 IP - 1 ER) and did not allow earned run in nine straight relief appearances, May 8 - June 4 (7.1 IP, 6 SO) to lower ERA from 5.06 to 3.23.
- Suffered loss, June 16 at Toronto, for first major league decision of career (1 IP, 2 H, 1 R, 1 ER, 1 BB).
- Earned first major league win in relief, June 24 at Seattle (.2 IP, 1 H, 1 SO)...Longest outing of season came May 3 vs. Chicago (3.2 IP, 4 H, 1 R, 1 ER, 2 SO).
- Collected season-high three strikeouts, July 21 at Texas (2.1 IP, 4 H, 1 R, 1 ER)...Optioned to triple-A Edmonton, July 23.
- At **Edmonton**, went 2-4 with 7.64 ERA (35.1 IP - 30 ER) in nine games (seven starts) with Trappers.
- Posted 1.74 ERA (10.1 IP - 2 ER) in two wins and 11.15 mark (15.1 IP - 19 ER) in four losses.
- Suffered loss in longest outing of season, Aug. 18 vs. Calgary (7 IP, 8 H, 3 R, 2 ER, 1 HR, 1 BB, 1 SO).
- Best outing of season came in final start of campaign, Sept. 5 vs. Iowa (Win; 5.1 IP, 4 H, 1 R, 1 ER, 1 HR, 1 BB, 6 SO)...Strikeout total marked season-high.

### Minor League Career:

- In **1998**, spent third professional season at triple-A **Vancouver** of Pacific Coast League.
- Posted 11-8 record and 4.50 ERA (180 IP - 90 ER) with two complete games in 27 starts for the Canadians.
- Established career highs in wins, games, innings pitched and strikeouts (133)...Led club in innings pitched and strikeouts...Tied for club lead in wins (Rich Robertson)...Ranked second in PCL in innings pitched.
- Named PCL "Player of the Week" for June 8-14 (1-0, 1.69 ERA, 16 IP - 3 ER, 3 BB, 13 SO).
- Won three straight decisions from Aug. 7-19 (21.1 IP - 10 ER, 5 BB, 15 SO)...Collected complete games May 18 at Las Vegas and July 28 vs. Tacoma.
- Best outing of season came July 28 vs. Tacoma (9 IP, 1 ER, 1 BB, 4 SO) in complete game victory.
- In **1997**, spent second professional season with double-A **Midland**...Owned 7-5 record with career-high three complete games and 5.96 ERA (113.1 IP - 75 ER) in 20 starts.
- Won first three decisions of season (6 GS, 4.31 ERA; 39.2 IP - 19 ER), April 4-May 1.
- Earned first complete game win vs. El Paso (7 IP, 6 H, 1 ER, 1 BB, 4 SO), April 27 (Game 1)...Other complete games came May 11 (8 IP, 7 H, 3 ER, 2 BB, 7 SO) and July 15 (9 IP, 8 H, 1 ER, 2 BB, 4 SO).
- Twice struck out season-best nine batters: May 1 vs. Wichita & July 4 at Tulsa.
- Placed on disabled list with pulled muscle in rib cage, May 27-June 3...Suffered blistered left index finger, disabled Aug. 16-end of season.
- Put up 3-2 record with one complete game and 6.55 ERA (55 IP - 40 ER) at home and 4-3 mark with two complete games and 5.40 ERA (58.1 IP - 35 ER) on road.
- In **1996**, began professional career at single-A **Lake Elsinore**...Posted 8-3 record with 3.94 ERA (93.2 ERA - 41 ER) in 14 games (12 starts) for Storm.
- Led club in earned run average and ranked tied for first in wins.
- Named California League "Player of the Week" for June 23-29...Was 1-0 with 1.28 ERA (7.0 IP, 2 H, 1 ER, 1 BB, 8 SO) during stint.
- Struck out season high 12 batters (7.0 IP) in 2-4 loss Aug. 3 at San Bernardino.
- Closed campaign by winning last four starts (3.80 ERA, 26 IP, 11 ER, 5 BB, 20 SO).
- Was 7-2 with 3.94 ERA (61.2 IP - 27 ER) at home and 1-1 with 3.94 ERA (32 IP - 14 ER) on road.
- Made three post-season starts for 96' California League Champion Storm, posting 1-2 mark with 3.93 ERA (18.1 IP - 8 ER).

### Personal/Misc.:

- Scott David Schoeneweis (pronounced SHOW-en-WEISS).
- Graduated from Lenape High School (NJ) in 1992...Lettered in baseball and basketball.
- Received degree in History while attending Duke University, 1992-96...Was All-American in freshman season (1993) and North Carolina Collegiate "Player of the Year" in 1996.
- Ranks first among Duke all-time leaders in wins (30) and games started (51)...Ranks second all-time in strikeouts (315) and fifth in games (67) and innings pitched (302.2).
- Had "Tommy John" surgery on left elbow following sophomore season.
- Signed by Angels' scout Tom Burns.

## Schoeneweis' Lifetime Pitching Record

Year	Club	W-L	ERA	G	GS	CG	SHO	SV	IP	H	R	ER	BB	SO
1996	Lake Elsinore	8-3	3.94	14	12	0	0	0	93.2	86	47	41	27	83
1997	Midland	7-5	5.96	20	20	3	0	0	113.1	145	84	75	39	94
1998	Vancouver	11-8	4.50	27	27	2	0	0	180	188	102	90	59	133
1999	Anaheim	1-1	5.49	31	0	0	0	0	39.1	47	27	24	14	22
	Edmonton	2-4	7.64	9	7	0	0	0	35.1	58	35	30	12	29

HRs Allowed: 1999-4.

## 1999 & Career

	W-L	ERA	IP	ER	SO	SV		W-L	ERA	IP	ER	SO	SV
Arizona	0-0	0.00	1.2	0	1	0	Home	0-0	6.85	22.1	17	12	0
Baltimore	0-0	0.00	2.1	0	2	0	Away	1-1	3.71	17	7	10	0
Boston	0-0	0.00	3	0	0	0	Pre-ASG	1-1	5.05	35.2	20	18	0
Chicago	0-0	2.45	3.2	1	2	0	Post-ASG	0-0	9.82	3.2	4	4	0
Cleveland	0-0	19.29	2.1	5	1	0	In April	0-0	5.84	12.1	8	4	0
Colorado	0-0	0.00	1.1	0	1	0	May	0-0	0.71	12.2	1	7	0
Los Angeles	0-0	19.29	2.1	5	2	0	June	1-1	11.74	7.2	10	5	0
New York	0-0	0.00	1	0	0	0	July	0-0	6.75	6.2	5	6	0
Oakland	0-0	3.86	4.2	2	3	0							
San Francisco	0-0	54.00	.1	2	0	0							
Seattle	1-0	2.70	3.1	1	1	0							
Tampa Bay	0-0	0.00	3	0	3	0							
Texas	0-0	9.00	5	5	4	0							
Toronto	0-1	5.06	5.1	3	2	0							

SO High — 3; July 21 at Tex.

Win Streak — 1 game, June 24

Lifetime — 1 game (1999)

## Career Fielding

POS	PCT	G	PO	A	E	TC	DP
P	1.000	31	1	10	0	11	1

## Schoeneweis' Bests

Season	Game
W 1 — 1999	SO 3 — vs. Tex., 7-21-99
ERA 5.49 — 1999	IP 3.2 — vs. Chi., 5-3-99
IP 39.1 — 1996	
SO 22 — 1989	

## Scot Shields

# 62

Bats: Right Throws: Right Ht.: 6-1 Wt.: 175

Opening Day Age: 24 Born: July 22, 1975

Birthplace: Ft. Lauderdale, FL

Resides: Ft. Lauderdale, FL

Acquired: Selected in 38th round June, 1997 free agent draft

Signed Thru: 2000



## Right-handed Pitcher

## 1999 Season:

- Began third professional season at single-A **Lake Elsinore** of California League, posting 10-3 record with two complete games, one shutout and 2.52 ERA (107.1 IP - 30 ER) and one save in 24 games (nine starts)...Struck out 113 batters while allowing 91 hits and 39 walks.
- Hurled complete game three-hit shutout (4 BB, 8 SO), July 7 at Stockton.
- In nine starts, was 4-1 with 2.08 ERA (69.1 IP - 16 ER)...Struck out 77 batters while allowing 55 hits and 19 walks...Pitched into the seventh inning or later in seven starts...Allowed three earned runs or less in all nine starts.
- Struck out season-high 13 hitters (8 IP), June 12 vs. Rancho Cucamonga...Posted 10-or-more strikeouts in three contests (12 - June 7 at San Jose & 10 - June 27 at Rancho Cucamonga).
- Best months came in June, recording 2-1 mark with one save, one complete game and 2.29 ERA (39.1 IP - 10 ER) in six games (five starts), and in July, posting 2-0 record with one shutout and 1.04 ERA (26 IP - 3 ER) in three starts.
- In relief, posted 6-2 record with 3.32 ERA (38 IP - 14 ER) and one save in 15 contests.
- Registered 5-1 record with 2.73 ERA (52.2 IP - 16 ER) in 12 games (five starts) at home and was 5-2 with 2.30 ERA (54.2 IP - 14 ER) in 12 games (four starts) on road.
- Named as participant for California League All-Star Game and was selected to California League All-Star Team Pitcher (post-season award).
- Had contract transferred to double-A **Erie**, July 14.

- Was 4-4 with one shutout and 2.89 ERA (74.2 IP - 24 ER) in 10 starts...Struck out 81 batters while allowing 57 hits and 26 walks.
- Recorded complete game six-hit shutout (0 BB, 12 SO), Aug. 2 vs. Akron...Posted 10-or-more strikeouts in two other contests (12 - Aug. 13 at Portland & 10 - Aug. 18 at Trenton).
- Pitched into the seventh inning or later and allowed three earned runs or less in eight of 10 starts.
- Earned organization's Minor League Pitcher of Year.

## Minor League Career:

- In 1998, played second professional season at single-A Cedar Rapids.
- Was 6-5 with seven saves and 3.65 ERA (74.0 IP - 30 ER) in 58 relief appearances for Kernels.
- In 1997, began professional career single-A Boise.
- Owned 7-2 mark with two saves and 2.94 ERA (52.0 IP - 17 ER) in 30 relief appearances for Hawks.

## Personal/Misc.:

- Robert Scot Shields.
- Graduated from Ft. Lauderdale High School (FL).
- Attended Lincoln Memorial University.
- Signed by Angels' scout Tom Kotchman.

## Shields' Lifetime Pitching Record

Year	Club	W-L	ERA	G	GS	CG	SHO	SV	IP	H	R	ER	BB	SO
1997	Boise	7-2	2.94	30*	0	0	0	2	52.0	45	20	17	24	61
1998	Cedar Rapids	6-5	3.65	58	0	0	0	7	74.0	62	33	30	29	81
1999	Lake Elsinore	10-3	2.52	24	9	2	1	1	107.1	91	37	30	39	113
	Ene	4-4	2.89	10	10	1	1	0	74.2	57	26	24	26	61

## Scott Spiezio

# 23

**Bats:** Switch **Throws:** Right **Ht.:** 6-2 **Wt.:** 225  
**Opening Day Age:** 27 **Born:** Sept. 21, 1972  
**Birthplace:** Joliet, IL  
**Resides:** Morris, IL  
**Married:** Amy Anderson, Jan. 7, 1995  
**Children:** Tyler  
**Acquired:** Signed as free agent, Jan. 7, 2000  
**Signed Thru:** 2000  
**Major League Service:** 2 yrs., 163 days.



# Infielder

## 1999 Season:

- Began seventh professional season and third on Oakland's opening day roster.
- Started 18 of A's first 26 games at second base...Hit in 12-straight games, April 7-25, batting .317 (13/41) with six runs scored, seven doubles, one home run and eight RBI.
- Batted .128 (11/86) over next 33 games before option to triple-A Vancouver, June 18.
- Posted .390 mark (41/105) with six home runs and 27 RBI in 28 games with Canadians...Hit in 15 straight games, June 30-July 16, batting .424 (25/59) with six home runs and 20 RBI.
- Recalled by Oakland, July 26, and connected for home run in first at-bat at Minnesota.
- Hit safely in each of 14 starts after recall (.345, 20/58) and .309 (21/68) overall in 23-game span.
- Best game of season came Aug. 17 at Boston...Finished 3-for-4 with two runs scored, one home run and three RBI...Posted 11 multi-hit efforts on season (three 3-hit, eight 2-hit) and 10 multi-RBI games (two 3-RBI, eight 2-RBI).
- Made major league debut at first base, Aug. 2 vs. Baltimore, and finished campaign with five starts at position...For season, made 32 starts at second base, 21 at third base, five at first base and one as designated hitter.
- Notched eight-game hit streak, Sept. 2-14, batting .467 (14/30) with two home runs and six RBI to boost average to .250 clip.
- Batted .300 (36/120) with six of eight home runs after All-Star Break...Hit .229 (16/70) with one home run vs. left-handers and .249 (44/177) with seven home runs vs. right-handers.

## Career Highlights:

- In 1998, made second consecutive Opening Day start at second base for Oakland...Finished season with .259 batting average (105/406) with nine home runs, and 50 RBI.
- Hit two grand slams, April 4 vs. New York and May 18 at Chicago, and has three in career.
- Posted career and A's season-high 18-game hitting streak (May 21-June 10)...Streak was longest ever by A's second baseman and A's switch-hitter and tied for sixth-longest in Oakland history.

- Tore cartilage in left knee scoring winning run in bottom of 10th vs. Seattle, June 14...Placed on disabled list, June 17, and had surgery next day...Went 3-for-13 (.231) in five rehab games at triple-A **Edmonton**...Activated from D.L., July 31.
- Collected first career two home run game, Aug. 18 vs. Toronto...Home runs snapped 29-game, 105-at-bat homerless streak.
- Equalled career-high with four 4-RBI games.
- Hit four of nine home runs against Toronto.
- Registered .975 fielding percentage which was fourth-lowest among A.L. second basemen.
- In 1997, began season as **A's** Opening Day starter at second base, despite playing just one game at position in professional career (1995 at double-A Huntsville)...Was moved to second base in spring training following the release of Brent Gates, March 10, and started 18 of final 19 spring games.
- Started 140 games for Oakland and led A.L. second basemen with .990 fielding percentage, committing eight errors in 702 total chances...Only one other A's second baseman led league in fielding (Dick Green, 1969, .986)...Also ranked second with 415 assists and 93 double plays...Had errorless streaks of 21, 24 and 42 games and committed just two errors over final 66 games.
- Hit .243 (131/538) with 14 home runs and 65 RBI...Home runs total was two shy of franchise record for homers by second baseman (16, Jimmy Dykes in 1921 and Davey Lopes in 1983).
- Led A's in games played (147) and at-bats (538), tied for team lead in triples (4), ranked second in hits, doubles (28) and multi-hit games (32) and tied for second in stolen bases (9).
- Hit first career grand slam, April 23, becoming part of 58th father-son duo to have hit grand slams...Father, Ed, hit his lone grand slam, Aug. 18, 1970 at Wrigley Field.
- Placed on disabled list, June 8, with tendinitis in right hand...Activated June 25 following rehab assignment at single-A **Southern Oregon**.
- In 1996, recalled to **Oakland**, Sept. 13, after spending season at triple-A **Edmonton**...Made major league debut and first major league start at third base in second game of doubleheader, Sept. 14...Singled in first major league at-bat (off Chad Ogea).
- Posted .310 average (9/29) with two home runs and eight RBI in nine games.
- Hit first major league home run, Sept. 22 at Seattle (off Rusty Meacham)...Also homered Sept. 27 vs. Seattle (both were 3-run HRs).

## Minor League Career:

- In 1998, played five rehab games at triple-A **Edmonton** (July 26-31), going 3-for-13 (.231) before being activated from D.L., July 31.
- In 1997, underwent two-game rehab assignment (July 23-25) at single-A **Southern Oregon**, hitting .556 (5/9).
- In 1996, spent fourth professional season at triple-A **Edmonton**, leading Trappers to Pacific Coast League championship...Batted .262 (137/523) with career-best 20 home runs and 91 RBI.
- Led league in games (140), ranked second in RBI, third in at-bats, fifth in runs (87) and tied for fifth in extra-base hits (54).
- Led Trappers in RBI, hits, doubles (30) and home runs.
- Hit six home runs in eight playoff games, batting .333 with 10 runs, 11 RBI and eight walks.
- Recalled to Oakland, Sept. 13.
- In 1995, spent third professional season at double-A **Huntsville**, posting .282 average (149/528) with 13 home runs and 86 RBI in 141 games.
- Ranked second in league in doubles (33), third in hits and extra-base hits (54), tied for third in triples (8), fourth in RBI, tied for fourth in total bases (237) and fifth in walks (67).
- Selected as third baseman for Southern League's post-season All-Star team...Named Southern League Player of Week (July 14).
- Played 134 of 141 games at third base, leading league's third basemen in games, total chances (424), assists (291), errors (29) and double plays (34).
- In 1994, spent entire season at single-A **Modesto**, recording .280 average (127/453) with 14 home runs and 68 RBI in 127 games.
- Ranked second in California League with 88 walks and tied for second with 32 doubles...Walks' total tied for ninth-most in all of minor leagues.
- Went 3-for-4 with home run and three RBI for North squad in June 21 California League All-Star Game to earn MVP honors.
- Led league's third basemen with .948 fielding percentage.
- In 1993, began professional career at single-A **Southern Oregon**, posting .328 average (41/125) in 31 games.
- Promoted to single-A **Modesto**, July 29, compiling .255 average (28/110) in 32 games.
- Hit .125 (1/8) in four playoff games with A's.
- Overall, batted .294 (69/235) with four home runs and 32 RBI in 63 minor league games.

## Personal/Misc.:

- Scott Edward Spiezio.
- Graduated from Morris High (IL) in 1990...Was league MVP and All-State selection.
- Majored in finance at University of Illinois...Named All-Big 10 in 1992 and 1993.
- Sings in a garage band, Sand Frog.
- Father, Ed, played nine seasons in major leagues (1964-72) with St. Louis, San Diego and Chicago White Sox...Hit .238 with 39 home runs and 174 RBI in 554 games.
- Signed by Oakland scout Marty Miller.

## Spiezio's Lifetime Playing Record

Year	Club	AVG	G	AB	R	H	2B	3B	HR	RBI	BB	SO	SB
1993	Southern Oregon	.328	31	125	32	41	10	2	3	19	16	18	0
	Modesto	.255	32	110	12	28	9	1	1	13	23	19	1
1994	Modesto	.280	127	453	84	127	32	5	14	68	88	72	5
1995	Huntsville	.282	141	528	78	149	33	8	13	86	67	78	10
1996	Edmonton	.262	140	523	87	137	30	4	20	91	56	66	6
	Oakland	.310	9	29	6	9	2	0	2	8	4	4	0
1997	Southern Oregon	.556	2	9	1	5	0	0	0	2	2	1	0
	Oakland	.243	147	538	58	131	28	4	14	65	44	75	9
1998	Edmonton	.231	5	13	3	3	1	0	1	4	3	2	0
	Oakland	.259	114	406	54	105	19	1	9	50	44	56	1
1999	Vancouver	.390	28	105	27	41	7	1	6	27	15	16	0
	Oakland	.243	89	247	31	60	24	0	8	33	29	36	0
<b>Major Totals</b>		<b>.250</b>	<b>359</b>	<b>1220</b>	<b>149</b>	<b>305</b>	<b>73</b>	<b>5</b>	<b>33</b>	<b>156</b>	<b>121</b>	<b>171</b>	<b>10</b>

Selected by Oakland Athletics organization in 6th round of June, 1993 free agent draft.  
 Granted free agency, Dec. 21, 1999.

**Disabling Injuries:** 1998 — Surgery to repair torn cartilage left knee, disabled June 15-July 31.  
 1997 — Tendinitis right hand, disabled June 8-25.

### 1999

### Career

	AVG	AB	H	HR	RBI	AVG	AB	H	HR	RBI
Anaheim	.333	3	1	0	0	.193	57	11	1	1
Arizona	—	—	—	—	—	.231	13	3	0	3
Baltimore	.313	16	5	1	4	.221	77	17	3	12
Boston	.263	19	5	1	4	.233	86	20	2	11
Chicago	.214	28	6	0	3	.255	110	28	3	15
Cleveland	.237	38	9	2	5	.276	127	35	2	17
Colorado	—	—	—	—	—	.286	7	2	0	1
Detroit	.467	15	7	0	2	.318	85	27	1	9
Kansas City	.125	16	2	0	0	.326	95	31	2	17
Los Angeles	.000	1	0	0	0	.095	21	2	0	0
Minnesota	.316	19	6	1	2	.310	84	26	4	14
New York	.182	22	4	2	5	.242	95	23	4	13
San Diego	.000	3	0	0	0	.200	10	2	0	1
San Francisco	.250	4	1	0	0	.250	20	5	1	5
Seattle	.273	11	3	0	1	.253	91	23	3	10
Tampa Bay	.200	20	4	0	3	.220	41	9	1	4
Texas	.333	9	3	1	4	.149	67	10	1	7
Toronto	.174	23	4	0	0	.200	90	18	5	15
Home	.230	122	28	3	16	.260	615	160	16	85
Away	.256	125	32	5	17	.240	605	145	17	71
Pre-ASG	.189	127	24	2	14	.240	638	153	17	84
Post-ASG	.300	120	36	6	19	.261	582	152	16	72
Vs. RHP	.249	177	44	7	26	.254	866	220	24	109
Vs. LHP	.229	70	16	1	7	.240	354	85	9	47
Pinch-Hit	.100	10	1	0	0	.154	13	2	0	1
Desig.-Hit	.125	8	1	0	1	.269	26	7	2	7
In April	.254	59	15	1	8	.261	249	65	6	34
May	.125	48	6	0	3	.253	253	64	8	33
June	.150	20	3	1	3	.186	118	22	2	14
July	.500	8	4	1	2	.264	106	28	3	13
Aug.	.254	67	17	3	11	.231	264	61	6	32
Sept.-Oct.	.333	45	15	2	6	.283	230	65	8	30
Longest Streak — 12 games, April 7-25						Lifetime — 18 games (1998)				

### Career Multiple-Home Run Games (1)

Aug. 18, 1998 vs. Toronto

### Career Grand Slams (3)

May 18, 1998 at Chicago

April 4, 1998 vs. New York

April 23, 1997 vs. Minnesota

### Career Fielding

POS	PCT	G	PO	A	E	TC	DP
2B	.984	300	535	858	23	1416	190
3B	.912	37	22	40	6	68	0
1B	1.000	10	51	1	0	52	6

### Spiezio's Bests

Season	Game
AVG .259 — 1998	H 3 — 17 times; last time: at Bal. 9-14-99
H 131 — 1997	HR 2 — vs. Tor., 8-18-98
HR 14 — 1997	RBI 4 — Six times; last time: vs. Tor., 8-18-98
RBI 65 — 1997	SB 1 — 10 time; last time: at Cle., 4-30-98
SB 9 — 1997	

# Derrick Turnbow

# 54

**Bats:** Right    **Throws:** Right    **Ht.:** 6-3    **Wt.:** 180

**Opening Day Age:** 22    **Born:** Jan. 25, 1978

**Birthplace:** Union City, TN

**Resides:** Franklin, TN

**Acquired:** Selected in Rule V Major League Draft, Dec. 13, 1999

**Signed Thru:** 2000



## Right-handed Pitcher

### 1999 Season:

- Spent season with Philadelphia's single-A affiliate at **Piedmont** of South Atlantic League, establishing career bests in several pitching categories...Went 12-8 with four complete games, one shutout and 3.35 ERA (161 IP - 60 ER) in 26 starts.
- Led club in wins, complete games (tied) and strikeouts (149)...Tied for first in South Atlantic League in complete games and led all Phillies' minor league pitchers in complete games (tied) and strikeouts.
- Named Phillies' Pitcher of Week on July 12...Went 2-0 with 0.75 ERA (12 IP - 1 ER) in two starts.
- Posted strikeout highs of 10 on May 14 vs. Augusta and Aug. 4 at Asheville, each coming in seven innings pitched.
- Best month came in July, going 3-1 with 1.99 ERA (31.2 IP - 7 ER) and 28 strikeouts in five starts, limiting opponents to .110 average against.
- 18-of-26 games were quality starts (6 IP - 3 ER-or-less)...Limited left-handers to .218 average against and all opponents to .221 mark.
- Was 7-4 with one complete game and 3.01 ERA (71.2 IP - 24 ER) on road and 5-4 with three complete games and 3.63 ERA (89.1 IP - 36 ER) at home.
- Posted two three-game winning streaks, April 11 - May 4 and June 14 - July 5.

### Career Highlights:

- In **1998**, went 2-6 with one complete game and 5.01 ERA (70 IP - 39 ER) in 13 starts at rookie-level **Martinsville**...Ranked tied for third in league in starts.
- Posted 1.50 ERA (12 IP - 2 ER) in two victories and 6.82 ERA (31.2 IP - 24 ER) in six defeats.
- Had three-game unbeaten streak, June 28 - July 9, going 2-0 with 1.58 ERA (17 IP - 3 ER)...Had strikeout highs of seven, July 15 vs Princeton and July 31 at Bluefield.
- Best outing of season came June 28 vs. Kingsport (Win; 7 IP, 3 H, 1 BB, 2 SO).
- In **1997**, made professional debut with **Martinsville** of Appalachian League...Went 1-3 with 7.40 ERA (24.1 IP - 20 ER) in seven starts.

### Personal/Misc.:

- Thomas Derrick Turnbow.
- Graduated Franklin H.S. (TN).
- Signed by Philadelphia scout Eli Grba.

### Turnbow's Lifetime Pitching Record

Year	Club	W-L	ERA	G	GS	CG	SHO	SV	IP	H	R	ER	BB	SO
1997	Martinsville	1-3	7.40	7	7	0	0	0	24.1	34	29	20	16	7
1998	Martinsville	2-6	5.01	13	13	1	0	0	70	66	44	39	26	45
1999	Piedmont	12-8	3.35	26	26	4	1	0	161	130	67	60	53	149

Selected by Philadelphia Phillies organization in fifth round of June, 1997 free agent draft.



SM

# Mo Vaughn

# 42

**Bats:** Left    **Throws:** Right    **HT:** 6-1    **WT:** 268

**Opening Day Age:** 32    **Born:** Dec. 15, 1967

**Birthplace:** Norwalk, CT

**Resides:** Easton, MA

**Acquired:** Signed as free agent draft, Nov. 25, 1998

**Signed Thru:** 2004

**Major League Service:** 8 yrs., 71 days.



## Infielder

### 1999 Season:

- Completed seventh full major league season and first with **Angels**, batting .281 (147/524) with 63 runs scored, 20 doubles, 33 home runs, 108 RBI and 54 walks in 139 games.
- Was Angels' starting first baseman Opening Night, making Angels' debut. ...Suffered bone bruise and sprained ligaments of left ankle, falling into visiting dugout attempting to catch foul pop fly in first inning. ...Left contest in sixth frame and was examined by Angels' Medical Director Dr. Lewis Yocum. ...Placed on 15-day disabled list, April 8 (retroactive to April 7). ...Activated from 15-day disabled list, April 22.
- Also missed six games due to staph infection of right shin, Aug. 4-9.
- Led club in home runs, RBI, hit by pitch (11), slugging percentage (.508) and on-base percentage (.358).
- 108 RBI ranks sixth in Angels' history...33 home runs ranks tied for eighth (Salmon in 1997 & Edmonds in 1995) and 11 hit by pitch ranks tied for ninth (Baylor in 1980 & 1979) in club history.
- Among A.L. leaders, ranked 10th in strikeouts (127), tied for ninth in hit by pitch, 10th in average vs. LHP (.336) and eighth in on-base percentage vs. LHP (.433).
- Tied club record with two hits in inning, July 7 vs. Seattle (5th inn.).
- Average was lowest since 1992 (.234).
- Batted .410 (34/86) with 10 HR and 25 RBI in last 23 games, including 10 multi-hit efforts (two 4-hit, three 3-hit and five 2-hit).
- Named A.L. Player of the Week for May 10-16, batting .455 (10/22) with five runs, one double, four home runs, 14 RBI and 1.045 slugging percentage. ...Became second Angel to be honored with award this season (Salmon; April 12-18) and 38th in club history.
- Connected for 250th career home run, April 17 at Chicago (Jamie Navarro).
- Collected 200th career double, April 26 vs. Toronto, and 800th career RBI, June 26 vs. Oakland.
- Connected for eighth career grand slam (first as Angel), May 14 vs. Tampa Bay (off Bobby Witt; 6th inn.).
- Collected 30th home run of season (solo off Gil Meche; 4th inn.), Sept. 24 at Seattle. ...Marked 11th Angel and 15th time in club history player has reached 30 HR. ...Became 10th player in club annals to total 30 HR and 100 RBI in same season. ...Marked fifth straight season with 30-plus HR. ...HR was first to reach upper deck in right field at Safeco Field (444 feet).
- Totaled five RBI, Sept. 22 vs. Tampa Bay, giving him 101 RBI on season. ...Marked 13th Angels' player (15th time) to collect 100-or-more RBI in a season and fifth time he has done so in career.
- Connected for 25th home run (2-run off Brad Radke, 3rd inn.), Sept. 10 at Minnesota. ...Marked seventh consecutive season with 25-or-more home runs.
- Hit two home runs in game, June 24 at Seattle and April 28 vs. Toronto. ...Owns 24 multiple-home run games in career.
- Totaled 90 games with base hit, including 41 multiple-hit games (nine 3-hit, two 4-hit & one 5-hit). ...Collected 58 games with RBI, including 30 multi-RBI contests (four 3-RBI, two 4-RBI, one 5-RBI & one 6-RBI).
- Registered 45 clutch RBI, including 33 which gave Angels lead.
- Equalled career-best five hits, June 24 at Seattle. ...Along with Randy Velarde, became first Angels' duo to collect five hits in same game. ...Other five-hit game in career came June 5, 1996 vs. Chicago.
- Equalled career-best (regular season) six RBI twice, June 24 at Seattle and May 14 vs. Tampa Bay. ...Owns four six-RBI games in career.
- Scored season-best four runs, Oct. 2 vs. Texas. ...Totaled Angels' season-best 12 total bases, June 24 at Seattle.
- Homered in consecutive games five times, including career-tying four straight contests, Sept. 9-13 (10 RBI). ...Also homered in three straight games, May 26-28.
- Longest hitting streak was eight games, May 20-28 (.438; 14/32, 4 HR).
- Batted .343 (46/134, 13 HR) with runners in scoring position, including .388 (19/49, 9 HR) mark with two outs. ...Hit .375 (15/40) with runner on third base and .800 (4/5, 1 HR) with bases loaded.
- Batted .336 (51/152) vs. left-handers and .258 (96/372) vs. right-handers. ...Average was .266 (67/252) at home, .294 (80/272) on road, .243 (67/276, 15 HR) with none on, .323 (80/248) with runners on, .282 (20/71) in close & late situations, .375 (33/88) when putting first pitch in play and .162 (39/240) with two strikes in count.
- Average was better than .300 in April (.344) and Sept. (.327). ...Collected 10 home runs in May and Sept.
- As designated hitter, batted .292 (76/260) with 21 home runs and 64 RBI.
- Batted .303 (46/152) with eight home runs and 39 RBI after sixth inning.
- Posted average above .300 against six opponents, including .400 (18/45) vs. Tampa Bay. ...Hit four home runs against Chicago, Seattle and Tampa Bay.
- Posted .995 fielding percentage (3/622) in 72 starts at first base.

## Career Highlights:

- In **1998**, completed sixth full major league season, batting .337 (205/609) with 31 doubles, two triples, 40 HRs, 115 RBI and 61 walks in 154 games with **Boston**.
- Only third player in Red Sox history with two-or-more 40-plus HR seasons (Carl Yastrzemski 1967, 69, 70 & Jimmie Foxx 1936, 38).
- Became third player in Red Sox history to hit 30-plus home runs in four consecutive seasons (Williams 1941-42, 46-47 & Jimmie Foxx 1936-40).
- Hit seven HRs vs. Texas on season...Most HRs by Red Sox player vs. one team in one season since his seven HRs vs. Baltimore in 1996.
- Posted 200 hits for second time in career...Marked 22nd time in Red Sox history.
- Established career highs in batting average and slugging percentage (.591)...Batting average was highest by Red Sox player since Wade Boggs hit .366 in 1988.
- Ranks on Red Sox All-Time career list with 230 HR (4th), 752 RBI (8th) and 519 BB (15th).
- Led club in batting average, hits, total bases (360), home runs, strikeouts (144), slugging percentage (.591) and on-base percentage (.402).
- Finished among A.L. leaders ranked second in batting average, hits, strikeouts and intentional walks (13), tied for second in multiple-hit games (60), fifth in total bases, sixth in on-base percentage and slugging percentage, eighth in home runs, ninth in home run ratio (15.2) and 10th in extra base hits (73).
- Ended year with season-best 16-game hitting streak, Sept. 13-27 (.382; 26/68, 3 2B, 1 3B, 5 HR, 18 RBI)...Hitting streak ties career-best (1993 & 1996).
- Connected for multiple HRs in game four times (June 5 vs. New York Mets, July 18 at Detroit, August 6 & 9 at Texas).
- Homered in consecutive games twice (April 14-15, May 3 & 5).
- Selected to third All-Star game...Did not play.
- Registered seventh career grand slam, April 10 vs. Seattle...HR was game-winning ninth inning grand slam off Paul Spoljaric...Red Sox scored seven runs in ninth inning to win 9-7...Was second game-ending HR...Marked third GS at home (July 25, 1993 vs. Oakland & July 21, 1995 vs. Minnesota).
- Appeared in 154 games (all starts), 12 as DH (.267; 12/45, 2 2B, 4 HR, 12 RBI).
- In **1997**, began fifth full major league season and batted .315 (166/527) with 91 runs scored, 24 doubles, 35 home runs, 96 RBI and 86 walks in 141 **Red Sox** games.
- Became fourth Red Sox player to collect 30 home runs in three consecutive seasons (Jim Rice 1977-79, Ted Williams 1941-42 & 1946-47 and Jimmie Foxx 1936-40).
- Tied career-high with three home runs and 13 total bases, May 30 vs. New York Yankees.
- Equalled career-best with six RBI, April 16 vs. Cleveland.
- Posted season-high 12-game hitting streak, August 17-31 (.304; 17-56, 2 HR, 8 RBI).
- Hit first game-winning home run of career, July 27 vs. Anaheim...HR came in ninth inning off Troy Percival...Red Sox trailed Anaheim 6-3 and won contest 7-6.
- Placed on disabled list, June 17 (retroactive to June 15) with torn lateral meniscus in left knee...Activated July 10...Marked first D.L. stint of career.
- In **1996**, batted .326 (207/635) with 29 doubles, one triple, 44 home runs, 143 RBI and 95 walks in 161 games with **Boston**.
- Recipient of Thomas A. Yawkey Award (MVP) by Boston Writers Association for fourth consecutive year...Only Red Sox player to win award four straight seasons.
- Among A.L. leaders, ranked second in intentional walks (19), third in RBI, strikeouts (154) and total bases (370), fourth in hits and hit by pitch (14), fifth in at-bats, sixth in on-base percentage (.420), tied for sixth in home runs, ninth in extra base hits (74), tied for ninth in walks and 10th in average, runs scored and slugging percentage (.583).
- Posted first career three home run game, Sept. 24 vs. Baltimore...Three home run game was first by Red Sox left-handed hitter since Carl Yastrzemski (May 19, 1976 at Detroit)...Established career-high 13 total bases (4/5, 3 R, 3 HR, 5 RBI).
- On Sept. 24, became first major league player with 40 home runs and 200 hits since Jim Rice in 1978 (Ellis Burks of Colorado reached 40-HR & 200 hits, Sept. 28).
- Tied Red Sox record with eight home runs in April (Fred Lynn, 1979).
- Named A.L. Player of Week, April 29-May 5 (.556; 10-18, 7 R, 3 2B, 2 HR, 6 RBI)...Named A.L. Player of Week, Sept. 9-15 (.560; 14-25, 1 2B, 3 HR, 11 RBI).
- Named A.L. Player of Month for May (.396; 42/106, 24 R, 6 2B, 1 3B, 12 HR, 28 RBI).
- Posted career-best five hits June 5 at Chicago...Tied career-high 16-game hitting streak set in 1993, June 12-29 (.348; 24/69).
- Selected to second consecutive All-Star game (first start)...Was 1-for-3 with double.
- Registered sixth career grand slam, July 12 at Detroit off Omar Olivares.
- Started every contest except for July 25 game at Minnesota...Red Sox lost 16-6.
- In **1995**, named A.L. MVP by B.B.W.A.A...Received 12 first place votes and 308 points, edging Cleveland Indian's Albert Belle (11 first place votes & 300 votes), marking as fifth-tightest race in A.L. MVP history.
- Named to **Sporting News** Silver Slugger team for first time, posting .300 batting average (165/550) with 98 runs scored, 28 doubles, 3 triples, 39 home runs, 126 RBI and 68 walks in 140 games.
- Winner of Thomas A. Yawkey Award (MVP) by Boston Writers Association for third straight season...Became only second Red Sox player to win award three straight years (Roger Clemens 1990-92).
- Led Red Sox with 39 home runs (T4th in A.L.), 126 RBI (T1st in A.L.), .575 SLG (6th in A.L.), 70 extra base hits (5th in A.L.), 316 total bases (5th in A.L.), 17 IBB (4th in A.L.), 150 strikeouts (1st in M.L.), 140 games, 550 at-bats and 165 hits.
- Named Player of Week, July 31-Aug. 6 (.481; 2 2B, 3 HR, 12 RBI).
- Selected to first Mid-Summer Classic (0/2, 2 SO) at The Ballpark in Arlington.
- Registered three grand slams (May 2 at New York, Boehringer; July 21 vs. Minnesota, Klingenbeck; Aug. 3 at Detroit, Boeyer) falling one short of Babe Ruth's 1919 major league record.
- Established career-high 6 RBI, July 3 in Kansas City...Hit two-run HR in 3rd inning off Kevin Appier, bases-loaded triple in 4th inning and solo HR in 8th inning off Billy Brewer.
- Posted four multiple-home run games (all two-HR; May 16 at Milwaukee, July 2 vs. Detroit, July 3 at Kansas City & Sept. 12 at Baltimore).

- Set career highs with 11 stolen bases (15 attempts; successful in first eight attempts) and three triples.
- Recorded 11 home runs in May (.324; 35/108, 29 RBI), most in one month by Red Sox since Dwight Evans' 13 HR in Aug. 1987 and most in May since Jim Rice's club record 13 in 1978.
- Posted season-high 14-game hitting streak, July 8-26 (.327; 18/55, 2 HR, 14 RBI).
- In 1994, batted .310 (122/394) with 65 runs scored, 25 doubles, one triple, 26 home runs, 82 RBI and 82 walks in 111 **Red Sox** games.
- Ranked among A.L. leaders, first in intentional walks (20), third in hit by pitch (10), sixth in slugging percentage (.576), tied for seventh in home runs (26) and eleventh in total bases (227) and extra base hits (52).
- Posted four multiple-home run games (all two-HR; including two vs. left-handed pitchers Terry Mulholland at New York, May 8 and Kenny Rogers vs. Texas, June 4).
- Tied major league record with two doubles in one inning (first), June 21 at Toronto (Jody Reed, Sept. 8, 1991 vs. Seattle, sixth inning).
- Set career-high with five walks vs. Cleveland, Aug. 7 (game 2).
- Bothered by left knee and hamstring problem last seven weeks... Had arthroscopic surgery on Oct. 20 at UMASS Medical Center in Worcester, MA.
- Recipient of second straight Thomas A. Yawkey Award (MVP) by Boston Writers Association... Became fourth Red Sox player to win award in consecutive years (Rick Burleson 1979-80, Dwight Evans 19-81-82, Roger Clemens 1990-92).
- In 1993, completed first full season in major leagues, batting .297 (160/539) with 86 runs scored, 34 doubles, one triple, 29 home runs, 101 RBI in 152 games.
- Most home runs and RBI in season for Red Sox player since Nick Esasky (30 HR & 101 RBI) in 1989.
- Ranked among A.L. leaders, tied for third in intentional walks (23), ninth in slugging percentage (.509) and 10th in on-base percentage (.390).
- Set career-best 16-game hitting streak, Aug. 19-Sept. 5 (.403; 25/62, 3 HR, 7 RBI).
- Registered first two major league grand slams on July 8 at Oakland (3/5, 5 RBI) and July 25 vs. Oakland (4/5, 2 2B, 5 RBI).
- Posted first career multiple-home run game, May 23 vs. New York (two solo HR off Jimmy Key).
- Winner of Thomas A. Yawkey Award (MVP) by Boston Writers Association... Recognized as Annual Man of Year by Boston Red Sox Club and WSBK-TV 38 10th player... Named Pro Athlete of Year by CT Sports Writers Alliance.
- In 1992, split time at **Boston** and triple-A **Pawtucket**.
- Began season with Boston, hitting home run in first at-bat off Scott Sanderson, April 7 at New York... Also homered in second game of season off Dennis Cook, April 11 in Cleveland.
- Hit .185 (12/65) with two home runs and 11 RBI in first 23 games.
- Optioned to Pawtucket May 11 and recalled June 22.
- During second stint hit .245 (71/290) with 11 home runs and 46 RBI in 90 games.
- Batted .308 (4/13) as pinch-hitter with one home run, three RBI and one walk... HR came off Mike Hennemen (9th inning) on Sept. 21 at Detroit.
- Made 82 starts at first and 16 as designated hitter.
- In 1991, had contract purchased June 27, staying with **Boston** for remainder of season.
- Made major league debut, June 27 at Boston, starting at first base... Went 0-for-2 with one walk.
- Collected first major league hit (single), June 28 at Baltimore off Todd Frohwrth.
- Registered first major league home run (solo) June 30 at Baltimore off Jeff Robinson... Ball traveled 438 feet to right field and came approximately five rows from clearing the stands as only second ball to leave Memorial Stadium.

## Minor League Career:

- In 1992, optioned to triple-A **Pawtucket** May 11 before being recalled to **Boston**.
- Batted .282 (42/149) with 15 runs scored, six doubles, six home runs and 28 RBI in 39 games.
- In 1991, began season at **Pawtucket**, batting .274 (64/234) with 35 runs scored, 10 doubles, 14 home runs and 50 RBI in 69 games.
- Connected for two home runs June 15 at McCoy Stadium vs. Louisville.
- Posted .993 fielding percentage (3 E/469 TC) in 53 games at first base.
- In 1990, played second professional season with **Pawtucket**, batting .295 (114/386) with 62 runs scored, 26 doubles, one triple, 22 home runs and 72 RBI in 108 games.
- Named International League Player of Month for August (.344; 45/131, 6 HR, 22 RBI in 35 games).
- Recorded 16-game hitting streak, Aug. 19-Sept. 2 (.328; 20/61).
- In 1989, began professional career with double-A **New Britain**, batting .278 (68/245) with 28 runs scored, 15 doubles, eight home runs and 38 RBI in 73 games.
- Named co-winner of 1989 Tony Latham Memorial Award for player who exemplifies most enthusiasm during Florida Instructional League season.

## Personal/Misc.:

- Maurice Samuel Vaughn.
- Actively supported Boys & Girls Clubs of Orange County and Gene Autry RBI League... Provided funds for baseball field, signed autographs at RBI fundraiser and took part in Disneyland parade (allowing 400 Boys & Girls Clubs youths to attend theme park).
- Also assisted UCI Medical Center, donating funds for Pediatric Activity Room and attending Neonatal Intensive Care Unit reunion.
- Took part in Rod Carew's "Friends of Kiley" benefit which raised \$30,000 for Anaheim policeman's sick child.
- Active with community related efforts in New England... Creator and overseer of Mo Vaughn Youth Center in Dorchester, MA... Visits Charles Taylor elementary school in Mattapan, MA under Red Sox Adopt-A School Program.
- Graduated from Trinity Pawling Prep in Pawling, NY in 1986.
- Attended Seton Hall University for three years (1987-89)... Batted .417 with school-record 57 home runs and 218 RBI in his career... Hit 28 home runs as freshman to set school single-season mark.
- Signed by Red Sox scout Matt Sczesny.

## Vaughn's Lifetime Playing Record

Year	Club	AVG	G	AB	R	H	2B	3B	HR	RBI	BB	SO	SB
1989	New Britain	.278	73	245	28	68	15	0	8	38	25	47	1
1990	Pawtucket	.295	108	366	62	114	26	1	22	72	44	87	3
1991	Pawtucket	.274	69	234	35	64	10	0	14	50	60	44	2
	Boston	.260	74	219	21	57	12	0	4	32	26	43	2
1992	Boston	.234	113	355	42	83	16	2	13	57	47	67	3
	Pawtucket	.282	39	149	15	42	6	0	6	28	18	35	1
1993	Boston	.297	152	539	86	160	34	1	29	101	79	130	4
1994	Boston	.310	111	394	65	122	25	1	26	82	57	112	4
1995	Boston	.300	140	550	98	165	28	3	39	126*	68	150*	11
1996	Boston	.326	161	635	118	207	29	1	44	143	95	154	2
1997	Boston	.315	141	527	91	166	24	0	35	96	86	154	2
1998	Boston	.337	154	609	107	205	31	2	40	115	61	144	0
1999	Anaheim	.281	139	524	63	147	20	0	33	108	54	127	0
<b>Major Totals</b>		<b>.301</b>	<b>1185</b>	<b>4352</b>	<b>691</b>	<b>1312</b>	<b>219</b>	<b>10</b>	<b>263</b>	<b>860</b>	<b>573</b>	<b>1081</b>	<b>28</b>

Selected by Boston Red Sox organization in first round (23rd pick overall) of June, 1989 free agent draft.  
Granted free agency, Oct. 23, 1998.

**Disabling Injuries:** 1999 — Bone bruise and sprained ligaments left ankle, disabled April 7 - 22.  
1997 — Torn lateral meniscus in left knee, disabled June 17 - July 9.

### 1999

### Career

	AVG	AB	H	HR	RBI	AVG	AB	H	HR	RBI
Anaheim	—	—	—	—	—	.291	285	81	15	60
Arizona	.273	11	3	1	1	.273	11	3	1	1
Baltimore	.313	48	15	2	7	.320	366	117	30	85
Boston	.150	20	3	0	2	.150	20	3	0	2
Chicago	.237	38	9	4	8	.302	288	87	16	55
Cleveland	.217	23	5	1	3	.309	327	101	13	59
Colorado	.273	11	3	0	1	.273	11	3	0	1
Detroit	.162	37	6	1	6	.273	333	91	20	62
Kansas City	.214	42	9	3	5	.276	304	84	15	54
Los Angeles	.238	21	5	0	2	.238	21	5	0	2
Minnesota	.294	34	10	3	9	.312	317	99	16	67
New York	.270	37	10	3	9	.276	359	99	27	68
Oakland	.359	39	14	2	10	.351	342	120	21	71
San Diego	.167	12	2	0	1	.167	12	2	0	1
San Francisco	.375	8	3	0	1	.375	8	3	0	1
Seattle	.353	34	12	4	9	.297	300	89	17	56
Tampa Bay	.400	45	18	4	20	.355	93	33	6	30
Texas	.333	27	9	2	3	.351	282	99	21	50
Toronto	.297	37	11	3	11	.287	331	95	18	66
Home	.266	252	67	16	55	.320	2180	698	134	448
Away	.294	272	80	17	53	.283	2172	614	129	412
Pre-ASG	.287	268	70	16	52	.309	2174	671	150	447
Post-ASG	.273	256	104	19	59	.294	2178	641	113	413
Vs RHP	.258	372	96	22	60	.303	3030	917	179	567
Vs. LHP	.336	152	51	11	48	.299	1322	395	84	293
Pinch-Hit	—	—	—	—	—	.250	24	6	1	5
Desig.-Hit	.292	260	76	21	64	.265	599	159	33	117
In April	.344	32	11	3	10	.326	552	180	36	122
May	.292	106	31	10	28	.307	737	226	60	153
June	.234	94	22	3	11	.303	674	204	37	113
July	.278	97	27	2	15	.295	769	227	43	162
August	.214	84	18	4	15	.282	822	232	41	151
Sept./Oct.	.342	111	38	11	29	.305	798	243	46	159
<b>Longest Streak</b> — 8 games, May 20-28						<b>Lifetime</b> — 16 games (1998, 1996 & 1993)				

## Career Multiple-Home Run Games (24)

June 24, 1999 at Seattle	April 28, 1999 vs. Toronto	Aug. 9, 1998 at Texas
Aug. 6, 1998 at Texas	July 18, 1998 at Detroit	June 5, 1998 vs. New York
Aug. 31, 1997 vs. Atlanta	April 16, 1997 vs. Cleveland	May 30, 1997 vs. New York (3)
Sept. 15, 1996 vs. Chicago	Sept. 24, 1996 vs. Baltimore (3)	Aug. 4, 1996 vs. Minnesota
July 7, 1996 at Baltimore	May 15, 1996 vs. California	April 25, 1996 vs. Texas
Sept. 12, 1995 at Baltimore	July 3, 1995 at Kansas City	July 2, 1995 vs. Detroit
May 16, 1995 at Milwaukee	July 29, 1994 vs. Milwaukee	June 4, 1994 vs. Texas
May 8, 1994 at New York	April 19, 1994 vs. Oakland	May 23, 1993 vs. New York

## Career Grand Slams (8)

May 14, 1999 vs. Tampa Bay	April 10, 1998 vs. Seattle	July 12, 1996 at Detroit
July 21, 1995 vs. Minnesota	Aug. 3, 1995 at Detroit	July 25, 1993 vs. Oakland
May 2, 1995 at New York	July 8, 1993 at Oakland	

## All-Star Game Record

Year	Club, Site	AVG	G	AB	R	H	2B	3B	HR	RBI	BB	SO	SB
1995	Bos., Tex.	.000	1	2	0	0	0	0	0	0	0	2	0
1996	Bos., Phi.	.333	1	3	0	1	1	0	0	0	0	0	0
1998	Bos., Col.												
(Selected, did not appear)													
<b>Totals</b>		<b>.200</b>	<b>2</b>	<b>5</b>	<b>0</b>	<b>1</b>	<b>1</b>	<b>0</b>	<b>0</b>	<b>0</b>	<b>0</b>	<b>2</b>	<b>0</b>

## Division Series Record

Year	Club, Opp.	AVG	G	AB	R	H	2B	3B	HR	RBI	BB	SO	SB
1995	Bos., Cle.	.000	3	14	0	0	0	0	0	0	0	2	0
1998	Bos., Cle.	.412	4	17	3	7	2	0	2	7	1	5	0
<b>Totals</b>		<b>.226</b>	<b>7</b>	<b>31</b>	<b>3</b>	<b>7</b>	<b>2</b>	<b>0</b>	<b>2</b>	<b>7</b>	<b>1</b>	<b>7</b>	<b>0</b>

## Career Fielding

POS	PCT	G	PO	A	E	TC	DP
1B	.989	1000	8425	579	102	9106	847

## Vaughn's Bests

	Season	Game
AVG	.337 — 1998	at Sea., 6-24-99 & vs. Chi., 6-5-96
H	207 — 1996	vs. N.Y., 5-30-97 & vs. Bal., 9-24-96
HR	40 — 1998	four times; last time: at Sea., 6-24-99
RBI	143 — 1996	28 times; last time: vs. Mil., 5-26-97
SB	11 — 1995	

# Matt Walbeck

# 6

**Bats:** Switch **Throws:** Right **HL:** 5-11 **WL:** 188  
**Opening Day Age:** 30 **Born:** Oct. 2, 1969  
**Birthplace:** Sacramento, CA  
**Resides:** Sacramento, CA  
**Married:** Stephenie Jeffery, Nov. 18, 1995  
**Children:** Lucas  
**Acquired:** Re-signed as free agent, Nov. 17, 1998  
**Signed Thru:** 2000  
**Major League Service:** 6 yrs., 42 days.



## C a t c h e r

### 1999 Season:

- Completed 13th professional season and second with **Angels**.
- Batted .240 (69/288) with 26 runs scored, eight doubles, one triple, three home runs, 22 RBI, 26 walks and two stolen bases in 107 games.
- Was Angels' starting catcher Opening Night, April 6 vs. Cleveland...Marked first catcher to start consecutive Opening Days for Angels since Lance Parrish (1991-92).
- Among A.L. leaders, ranked sixth in caught stealing percentage as catcher (31.4), fifth in lowest average with runners on base (.206) and third in lowest fielding percentage by catcher (.989).
- Appeared in 500th career game, July 6 vs. Seattle.
- Connected for second career grand slam (off Chan Ho Park; 4th inn.) and tied career-high four RBI (third time), June 5 at Los Angeles...Marked fifth grand slam by Angel in 1999.
- Collected career-high three hits (19th time), June 23 at Seattle (3/4, 2B, 1 RBI).
- Posted season-high five-game hitting streaks, June 2-7 (.500; 8/16), July 4-10 (.375; 6/16) and Sept. 19-25 (.316; 6/19).
- Hit safely in 55 games, including 13 multiple-hit contests (one 3-hit)...Totaled 17 games with RBI, including three multi-RBI contests (one 4-RBI).
- Batted .215 (17/79) with runners in scoring position, .238 (5/21) with runner on third and .400 (2/5, 1 HR) with bases loaded.
- Batted .266 (17/64) vs. left-handers and .232 (52/224, 3 HR) vs. right-handers.
- Average was .203 (28/138) at home, .273 (41/150) on road, .270 (41/152) with none on, .206 (28/136) with runners on, .322 (19/59) with none on/out, .276 (16/58) in close & late situations, .190 (12/63) when putting first pitch in play and .204 (23/114) with two strikes in count.
- Batted .281 (9/32) in Aug. and .317 (20/63) in seventh slot of batting order.
- Finished 1-for-2 (.500) as designated hitter and 4-for-16 (.250) as pinch-hitter.
- Registered .300 average-or-better against four opponents, including .385 (10/26) mark vs. Seattle.
- Totaled 10 clutch RBI, seven which put Angels in lead.
- Angels' ERA was 4.65 (721.1 IP - 373 ER) when he was catching.
- Posted .989 fielding percentage (5/458)...Posted 46 assists, six passed balls and was involved in nine double plays...Threw out 27 of 86 base stealers (31.4%).

### Career Highlights:

- In **1998**, completed 12th professional season and first with **Anaheim**.
- Batted .257 (87/338) with 41 runs scored, 15 doubles, two triples, six home runs and 46 RBI in 108 games...Set career highs in home runs, triples, RBI, runs scored and walks (30)...Equalled career high for average (set in 1995).
- Appeared in 400th major league game, July 21 at Minnesota.
- Hit safely in season-best six games, June 7-13 (.280, 7/25).
- Twice had career-high three hits in game (April 22 vs. Baltimore, June 4 at Seattle).
- Recorded .990 fielding percentage (77/35) in 104 games (91 starts at catcher)...Fielding percentage ranked ninth in A.L....Allowed eight passed balls.
- Threw out 30 of 126 (24%) base stealers.
- In **1997**, began season with **Detroit Tigers**...Batted .277 (38/137) with 18 runs scored, three doubles, three HRs and 10 RBI in 47 games.

- Connected for first HR (off Rick Aguilera) in first game of season, April 2 vs. Minnesota.
- Stole home on double steal to score winning run vs. Chicago, April 11...Represented Detroit's first steal of home since May 17, 1989 vs. Oakland (Pat Sheridan).
- Fractured right wrist after diving for pop-up vs. Oakland, April 18...Placed on 60-day disabled list, April 19-July 8.
- Reinstated from disabled list and recalled to Detroit, July 9.
- Posted season-best six-game hitting streak (.500; 10/20), Sept. 6-23.
- Was 12-of-39 (31%) in throwing out would-be basestealers.
- In 1996, opened season on disabled list with stress fracture to right hamate bone (April 5 surgery).
- Recalled to **Minnesota** and made season debut, June 18 at New York...Owned .223 (48/215) batting average with 25 runs, 10 doubles, two HRs and 24 RBI in 63 contests.
- Notched season-best seven-game hitting streak, July 3-15.
- Caught 13-of-43 (30%) runners attempting to steal.
- In 1995, played second consecutive campaign at **Minnesota**...Hit .257 (101/393) with 40 runs, 18 doubles, one triple, one HR and 44 RBI in career-high 115 games.
- Hit safely in career-best nine straight games (.432; 16/37), Sept. 18-27...Also owned seven-game hit streak (.461; 12/26), July 14-22.
- Base stealers were 56-of-75 (75%) in attempts against.
- In 1994, spent entire season with **Minnesota**...Batted .204 (69/338) with 31 runs scored, 12 doubles, five HRs and 35 RBI in 97 games.
- Won Bill Boni Award as Minnesota's "Outstanding Rookie".
- Doubled off Mark Langston for first A.L. hit, April 5 vs. California.
- Caught Scott Erickson's no-hitter vs. Milwaukee, April 27.
- Connected for lone M.L. grand slam (off Jesse Orosco) at Milwaukee, May 4.
- Posted season-high five-game hitting streak (6/18, 7 RBI), May 4-9.
- Threw out 31% (28/90) of would-be basestealers.
- In 1993, opened season at major league level with **Chicago Cubs**...Was optioned to triple-A **Iowa**, April 29 and recalled Sept. 17.
- Made M.L. debut vs. Atlanta, April 7...Notched game-tying RBI single in ninth inning off Kent Mercker for first M.L. hit.
- Connected for first major league HR off Jose DeLeon, April 18 vs. Philadelphia.

## Minor League Career:

- In 1997, started rehabilitation assignment at single-A **Lakeland**, June 11...Hit .500 (5/10) with four runs, one double and three RBI.
- Was transferred to triple-A **Toledo**, June 15...Posted .305 batting average (18/59) with six runs scored, two doubles, one triple, one HR and eight RBI in 17 contests for Mud Hens.
- In 1996, began rehabilitation at single-A **Fort Myers**, May 31...Appeared in nine games, hitting 273 (9/33) with four runs, one double, one triple and nine RBI prior to being transferred to double-A **New Britain**, June 10...Batted .208 (5/24) with one run in seven games for Rock Cats.
- In 1993, played majority of year at triple-A **Iowa**...Hit .281 (93/331) with 31 runs, 18 doubles, two triples, six HRs and 43 RBI in 87 contests.
- Led American Association catchers in fielding percentage (.998), total chances (561) and assists (64), and tied for lead in double plays (9).
- Named "Best Catching Prospect" and "Best Defensive Catcher" in American Association during mid-season poll of league managers by *Baseball America*.
- Selected to league All-Star team...Rated seventh-best overall prospect and "Top Catching Prospect" in league by *Baseball America*.
- Recorded two multi-HR games: May 22 vs. Nashville & June 11 vs. Omaha.
- Was 29-for-70 (41%) in throwing out attempting basestealers.
- In 1992, promoted to double-A **Charlotte**...Appeared in 105 games, batting .301 (116/385) with 48 runs scored, 22 doubles, one triple, seven HRs and 42 RBI.
- Named Chicago Cubs double-A "Player of the Year"...Selected to play in league All-Star Game.
- Ranked sixth in Southern League in batting and 10th in on-base percentage (.358).
- Hit safely in 26 of 27 games (.407; 44/108), May 4-June 13.
- Established career-bests in hits, total bases (161), doubles and HRs.
- Threw out league-high 50-of-105 (48%) runners attempting to steal...Ranked second among league catchers in assists (76) and third in total chances (637).
- Placed on disabled list with fractured right thumb, Sept. 5 - end of season.
- In 1991, played fifth professional season at single-A **Winston-Salem**.
- Posted .269 batting average (70/260) with 25 runs scored, 11 doubles, three HRs and 41 RBI in 91 contests.
- Selected to Carolina League All-Star team.
- Ranked tied for league lead in sacrifice flies (10)...Threw out 34-of-82 (42%) would-be basestealers, fifth in Carolina League.
- In 1990, began campaign on disabled list while rehabbing left knee, April 12-July 11.
- Learned to bat left-handed during rehabilitation.
- Activated July 12...Batted .227 (15/66) with two runs, one double and five RBI in 25 games for single-A **Peoria**.
- In 1989, spent entire season at **Peoria**...Hit .252 (86/341) with 38 runs scored, 19 doubles, four HRs and 47 RBI (career-best) in 94 games.
- Named to Midwest League All-Star team.
- Suffered torn anterior cruciate ligament and partially torn medial collateral ligament in left knee after collision at plate, July 30...Was placed on disabled list July 31-Sept. 11...Missed close to one full year due to injury.
- In 1988, played full campaign at single-A **Charleston**...Appeared in 104 contests, batting .218 (68/312) with 28 runs, nine doubles, two HRs and 24 RBI.
- Stole career-high seven bases in 12 attempts (58%)...Was charged with career-high 14 passed balls (.978 fielding percentage).
- In 1987, began professional career at **Wytheville** (rookie)...Notched .314 (53/169) batting average with 24 runs, nine doubles, three triples, one HR and 28 RBI in 51 games.
- Posted .997 fielding percentage (316 TC, 1 E), ranked first for league catchers.
- Owned third-highest batting average in Appalachian League.
- Set career-bests in triples, slugging percentage (.420) and on-base percentage (.387).

## Personal/Misc.:

- Matthew Lovick Walbeck.
- Took part in Rod Carew's "Friends of Kiley" benefit which raised \$30,000 for Anaheim policeman's sick child.
- Graduated from Sacramento High School (CA) in 1987...Was two-time All-City selection and named "Player of the Year" in senior baseball season.
- Signed by Chicago Cubs scout Tom Davis.

## Walbeck's Lifetime Playing Record

Year	Club	AVG	G	AB	R	H	2B	3B	HR	RBI	BB	SO	SB
1987	Wynneville	.314	41	169	24	53	9	3	1	28	22	39	0
1988	Charleston	.218	104	312	28	68	9	0	2	24	30	44	7
1989	Peoria	.252	94	341	38	86	19	0	4	47	20	47	5
1990	Peoria	.227	25	66	2	15	1	0	0	5	5	7	1
1991	Winston-Salem	.269	91	260	25	70	11	0	3	41	20	23	3
1992	Charlotte	.301	105	385	48	116	22	1	7	42	33	56	0
1993	Iowa	.281	87	331	31	93	18	2	6	43	18	47	1
	Chicago (NL)	.200	11	30	2	6	2	0	1	6	1	6	0
1994	Minnesota	.204	97	338	31	69	12	0	5	35	17	37	1
1995	Minnesota	.257	115	393	40	101	18	1	1	44	25	71	3
1996	Fl. Myers	.273	9	33	4	9	1	1	0	9	4	2	0
	New Britain	.208	7	24	1	5	0	0	0	0	1	1	0
	Minnesota	.223	63	215	25	48	10	0	2	24	9	34	3
1997	Detroit	.277	47	137	18	38	3	0	3	10	12	19	3
	Lakeland	.500	4	10	4	5	1	0	0	3	4	1	0
	Toledo	.305	17	59	6	18	2	1	1	8	4	15	0
1998	Anaheim	.257	108	338	41	87	15	2	6	46	30	68	1
1999	Anaheim	.240	107	288	26	69	8	1	3	22	26	46	2
<b>Angels Totals</b>		<b>.249</b>	<b>215</b>	<b>626</b>	<b>67</b>	<b>156</b>	<b>23</b>	<b>3</b>	<b>9</b>	<b>68</b>	<b>56</b>	<b>114</b>	<b>3</b>
<b>A.L. Totals</b>		<b>.241</b>	<b>537</b>	<b>1709</b>	<b>181</b>	<b>412</b>	<b>66</b>	<b>4</b>	<b>20</b>	<b>181</b>	<b>119</b>	<b>275</b>	<b>13</b>
<b>N.L. Totals</b>		<b>.200</b>	<b>11</b>	<b>30</b>	<b>2</b>	<b>6</b>	<b>2</b>	<b>0</b>	<b>1</b>	<b>6</b>	<b>1</b>	<b>6</b>	<b>0</b>
<b>Major Totals</b>		<b>.241</b>	<b>548</b>	<b>1739</b>	<b>183</b>	<b>418</b>	<b>68</b>	<b>4</b>	<b>21</b>	<b>187</b>	<b>120</b>	<b>281</b>	<b>13</b>

Selected by Chicago Cubs organization in eighth round of June, 1987 free agent draft.

Traded to Minnesota Twins with pitcher Dave Stevens for pitcher Willie Banks, Nov. 24, 1993.

Traded to Detroit Tigers for pitcher Brent Stentz, Dec. 11, 1996.

Traded to Anaheim Angels with infielder Phil Nevin for pitcher Nick Skuse, Nov. 20, 1997.

**Disabling Injuries:** 1997 — Broken right hand, disabled April 19-July 9.

1996 — Fractured right hamate bone, disabled March 31-June 17.

## 1999

## Career

	AVG	AB	H	HR	RBI	AVG	AB	H	HR	RBI	
Anaheim						.250	68	17	1	2	
Arizona	.125	8	1	0	1	.211	19	4	1	4	
Baltimore	.160	25	4	0	0	.214	112	24	0	3	
Boston	.308	13	4	0	1	.292	113	33	1	18	
Chicago	.250	12	3	0	1	.260	154	40	3	18	
Cleveland	.231	13	3	0	0	.210	138	29	2	19	
Colorado	.300	10	3	0	2	.278	18	5	0	3	
Detroit	.313	16	5	1	3	.275	102	28	1	14	
Kansas City	.250	20	5	0	0	.240	121	29	0	14	
Los Angeles	.294	17	5	1	5	.233	30	7	1	8	
Minnesota	.154	13	2	0	0	.196	56	11	3	5	
New York	.214	14	3	0	0	.195	113	22	0	6	
Oakland	.167	24	4	0	1	.229	131	30	0	13	
San Diego	.222	9	2	0	1	.200	25	5	0	2	
San Francisco	.286	7	2	0	0	.300	10	3	0	0	
Seattle	.385	26	10	1	5	.317	120	38	2	15	
Tampa Bay	.235	17	4	0	0	.205	39	8	0	1	
Texas	.174	23	4	0	2	.246	126	31	3	18	
Toronto	.238	21	5	0	0	.229	118	27	1	10	
Home	.203	138	28	1	6	.235	841	198	8	87	
Away	.273	150	41	2	16	.245	898	220	13	100	
Pre-ASG	.251	183	46	3	13	.236	906	214	13	102	
Post-ASG	.219	105	23	0	9	.245	833	204	8	85	
Vs. RHP	.232	224	52	3	17	.228	1318	300	19	135	
Vs. LHP	.266	64	17	0	5	.280	421	118	2	52	
Pinch-Hit	.250	16	4	0	0	.222	36	8	0	2	
Desig-Hit	.500	2	1	0	0	.500	4	2	0	0	
In April	.269	52	14	1	3	.250	244	61	4	29	
May	.220	50	11	1	1	.254	260	66	6	34	
June	.242	62	15	1	7	.213	310	66	2	30	
July	.216	51	11	0	4	.223	341	76	5	31	
August	.281	32	9	0	4	.262	301	79	3	36	
Sept./Oct.	.220	41	9	0	3	.247	283	70	1	27	
Longest Streak — 5 games, three times, last time, Sept. 19-25						Lifetime — 9 games (1995)					

## Career Grand Slams (2)

June 5, 1999 at Los Angeles

May 4, 1994 at Milwaukee

## Career Fielding

POS	PCT	G	PO	A	E	TC	DP	PB
C	.991	525	2804	208	27	3039	22	36

## Walbeck's Bests

Season	Game
AVG	.257 — 1998 & 1995
H	101 — 1995
HR	6 — 1998
RBI	46 — 1998
SB	3 — 1997, 1996 & 1995
H	3 — 19 times; last time at Sea., 6-23-99
HR	1 — 19 times; last time at L.A., 6-5-99
RBI	4 — three times; last time at L.A., 6-5-99
SB	1 — 13 times; last time at Sea., 9-24-99

# Jarrod Washburn

# 56



**Bats:** Left    **Throws:** Left    **HT:** 6-1    **WT:** 198  
**Opening Day Age:** 25    **Born:** Aug. 13, 1974  
**Birthplace:** La Crosse, WI  
**Resides:** Danbury, WI  
**Married:** Kerrie Main, Oct. 24, 1998  
**Acquired:** Selected in 2nd round June, 1995 free agent draft  
**Signed Thru:** 2000  
**Major League Service:** 151 days.

## Left-handed Pitcher

### 1999 Season:

- Began fourth professional season at triple-A **Edmonton**, compiling 1-5 record with one complete game and 4.73 ERA (59 IP - 31 ER) in 11 starts...Allowed 50 hits (including six home runs) and 17 walks while striking out 55.
- Made three starts for Trappers and went 0-2 (6.43 ERA, 14 IP, 15 H, 10 R, 10 ER, 6 BB, 11 SO) before being placed on disabled list with strained oblique muscle (April 26-June 17).
- Made four starts after coming off D.L. and went 0-2 (4.18 ERA, 23.2 IP, 19 H, 11 R, 11 ER, 7 BB, 21 SO).
- Recalled by **Anaheim**, July 2, posting 7.71 ERA (7 IP, 7 H, 6 R, 6 ER, 5 BB, 5 SO) in six relief appearances...Pitched one third of an inning (1 BB), July 3 at Oakland, in season debut.
- Inherited seven runners but did not allow any to score...Retired four of six (67%) first batters faced.
- Optioned to **Edmonton**, July 23, posting 1-1 record with one complete game in final four starts (3.38 ERA, 21.1 IP, 16 H, 8 R, 8 ER, 4 BB, 18 SO).
- Longest triple-A outing was 7.1 innings, June 28 vs. Memphis (no decision).
- Pitched complete game for only win, Aug. 6 at Albuquerque (4-1 in 7 innings), allowing three hits and one walk with season-best 10 strikeouts.
- Opponents hit .226 (50/221) against him, including .210 (30/143) by right-handers and .232 (13/56) by left-handers.
- Recalled by **Anaheim**, Aug. 16...Went 4-5 in next 10 appearances (all starts) with 4.94 ERA (54.2 IP - 30 ER).
- Overall for Angels, was 4-5 with 5.25 ERA (61.2 IP - 36 ER) in 16 appearances (10 starts)...Registered 61 hits (including six home runs), 36 runs, 26 walks and 39 strikeouts.
- Pitched longest outing of career (8.2 IP) in 1-0 victory over Texas, Oct. 3...Limited Rangers to five singles (no runner reached second base) and no walks while striking out seven for fourth win of season.
- Captured first win of season, Sept. 6 vs. New York (5-3), allowing three runs on five hits (including two home runs) and two walks while striking out three.
- Struck out season-high seven batters in second win, Sept. 12 at Minnesota (6-3), giving up one run on three hits and no walks in eight innings...Also struck out seven in final outing vs. Texas, Oct. 3.
- Compiled 3-0 record with 2.10 ERA (25.2 IP - 6 ER) with two home runs allowed in five day games compared to 1-5 mark and 7.50 ERA (36 IP - 30 ER) with four home runs allowed in 11 night games.
- Opponents hit .261 (61/234) against him, including .216 (11/51) by left-handers and .273 (50/183) by right-handers.
- Allowed three earned runs-or-less in six of 10 starts.
- Pitched into seventh inning-or-later in four of 10 starts, posting 4-0 record and 2.32 ERA (31 IP - 8 ER).
- Retired first batter faced in inning 40 times in 60 opportunities (67%).
- Angels were 5-12 in game he pitched.
- Angels scored 30 runs in his 10 starts (3.0 per start), 24 while in game (2.4 per start; 4.0 per 9 IP).
- Posted 1.000 fielding percentage (seven total chances), collecting two putouts and five assists...Took part in three double plays.

### Career Highlights:

- In **1998**, began season at triple-A **Vancouver**...Was recalled by Angels three times (May 8, June 2 & Sept. 7) and optioned twice (May 9 & July 30).
- Finished rookie season with 6-3 record and 4.62 ERA (74 IP - 38 ER) in 15 games (11 starts)...Allowed 11 home runs, walked 27 and struck out 48 in that span.
- Posted 6-2 record and 4.21 ERA (68.1 IP - 32 ER) as starter and 0-1 mark and 9.53 ERA (5.2 IP - 6 ER) as reliever.
- Opened career 4-0, one victory shy of club record for consecutive wins to start career (5-0)...Record is shared by Terry Clark (1988) and Bo Belinsky (1962).
- First victory came in major league debut, June 2 at Kansas City, defeating Chris Haney and Royals, 7-5...Allowed unearned run in second inning...Both hits allowed were doubles (Jermaine Dye and Shane Halter)...Game included 12 ejections, the result of five hit batters and two bench-clearing altercations.
- Made first career relief appearance, Sept. 13 at Baltimore (3.2 IP, 4 H, 4 R, 4 ER, 1 HR, 2 BB, 1 SO).

- Longest outing as starter was 7.1 innings, July 18 vs. Seattle (11-5 win), while shortest outing was five innings, July 4 vs. Oakland (8-3 loss) and July 25 at Kansas City (ND in Angels' 6-5 win).
- Base on balls high was six, June 2 at Kansas City (M.L. debut), while strikeout best was five (four times).
- Longest outing as reliever was 3.2 innings, Sept. 13 at Baltimore.
- As batter, was 0-for-1 with two sacrifice hits and strikeout, June 28 at San Diego.

## Minor League Career:

- In **1998**, spent time at triple-A **Vancouver** and double-A **Midland**...Was promoted three times to Anaheim (May 8, June 2 & Sept. 7).
- At Vancouver, finished 4-5 with two complete games and 4.32 ERA (91.2 IP - 44 ER) in 14 starts.
- Complete games came May 22 vs. Calgary and Aug. 12 at Omaha (2nd game).
- Strikeout high was nine, Aug. 5 vs. Oklahoma City...Walked eight batters, Sept. 1 at Calgary.
- Made one start at double-A Midland (May 28 at San Antonio), posting 0-1 record with 6.23 ERA (8.2 IP - 6 ER).
- In **1997**, began season with **Midland** (double-A)...Was 15-12 with five complete games, one shutout and 4.80 ERA (189.1 IP - 101 ER) in 29 starts.
- Led Texas League in strikeouts (146), innings pitched, losses and HRs allowed (23)...Ranked second in wins and tied for second in complete games.
- Came within one out of no-hitter in 2-1 win over Wichita (8.2 IP, 1 H, 1 ER, 7 SO, 4 BB), June 26...Allowed bloop RBI single single to Jeremy Giambi...Gave way to Nick Skuse who recorded final out.
- Struck out season-best 13 batters (8.0 IP), July 6 at Tulsa.
- Earned lone shutout and 11th win (9.0 IP, 6 H, 7 SO), July 23 vs. Shreveport.
- Promoted to **Vancouver**, Aug. 30.
- Received no decision in lone triple-A appearance (5.0 IP, 4 H, 2 ER, 2 BB, 6 SO, 2 WP, 1 E: 4-2 win), Aug. 31 at Colorado Springs.
- In **1996**, split season between Vancouver, Midland (double-A) and Lake Elsinore (single-A).
- Began with **Lake Elsinore** Storm, registering 6-3 mark with three complete games and 3.30 ERA (92.2 IP - 34 ER) in 14 starts.
- Notched complete games in back-to-back starts, May 14 at San Jose & May 19 at Stockton...Lost both games, 1-3 and 3-6 (16 IP, 19 H, 9 R, 8 ER, 2 BB, 11 SO)...Other complete game came June 7 vs. Stockton in 3-1 win (9 IP, 6 H, 1 ER, 6 SO).
- Transferred from Lake Elsinore to **Midland**, June 14.
- Was 5-6 with one complete game and 4.40 ERA (88 IP - 43 ER) in 13 starts for Midland Angels.
- Tossed complete game three-hit, 2-1 win over Jackson, July 10 (1 ER, 1 BB, 4 SO).
- Strikeout high was nine, July 3 vs. Wichita.
- Promoted to Canadians from Midland, July 19...Was assigned back to Midland, July 27.
- Overall in **Vancouver**, posted 0-2 mark with 10.80 ERA (8.1 IP - 10 ER) in two starts.
- Made triple-A debut, July 20 at Albuquerque...Picked up first loss in six innings of work (3-7 score; 6 H, 6 R, 2 ER, 3 SO)...Walked seven batters, tying club single game record for walks allowed.
- In **1995**, began professional career at **Boise** (single-A).
- Was 3-2 with 3.33 ERA (46 IP - 17 ER) and 54 strikeouts in eight starts for Hawks.
- Among Northwest League starters, ranked second in strikeouts per nine innings (10.57), runners per nine innings (9.98) and third in average against (.208).
- Promoted to **Cedar Rapids** (single-A), posting 0-1 mark with 3.44 ERA (18.1 IP - 7 ER) in three starts.
- Overall, was 3-3 with 3.36 ERA (64.1 IP - 24 ER) in 11 starts.

## Personal/Misc.:

- Jarrod Michael Washburn.
- Graduated from Webster High School (WI)...Lettered in football, basketball, baseball and track.
- Attended University of Wisconsin-Oshkosh, majoring in elementary education.
- Member of 1994 NCAA Division III National Champion baseball squad...Named 1995 All-American second team.
- Signed by Angels' scout Ted Brzenek.

## Washburn's Lifetime Pitching Record

Year	Club	W-L	ERA	G	GS	CG	SHO	SV	IP	H	R	ER	BB	SO
1995	Cedar Rapids	0-1	3.44	3	3	0	0	0	18.1	17	7	7	7	20
	Boise	3-2	3.33	8	8	0	0	0	46	35	17	17	14	54
1996	Lake Elsinore	6-3	3.30	14	14	3	0	0	92.2	79	38	34	33	93
	Midland	5-6	4.40	13	13	1	0	0	88	77	44	43	25	58
1997	Midland	15-12★	4.80	29	29★	5	1★	0	189.1★	211	115	101	65	146★
	Vancouver	0-0	3.60	1	1	0	0	0	5	4	2	2	2	6
1998	Midland	0-1	6.23	1	1	0	0	0	8.2	13	8	6	2	8
	Vancouver	4-5	4.32	14	14	2	0	0	91.2	91	44	44	43	66
	Anaheim	6-3	4.62	15	11	0	0	0	74	70	40	38	27	48
1999	Edmonton	1-5	4.73	1	1	1	0	0	59	50	31	31	17	55
	Anaheim	4-5	5.25	16	10	0	0	0	61.2	61	36	36	26	39
<b>Major Totals</b>		<b>10-8</b>	<b>4.91</b>	<b>31</b>	<b>21</b>	<b>0</b>	<b>0</b>	<b>0</b>	<b>135.2</b>	<b>131</b>	<b>76</b>	<b>74</b>	<b>53</b>	<b>87</b>

HRs Allowed: 1998-11, 1999-6. Totals-17.

## 1999

## Career

	W-L	ERA	IP	ER	SO	SV	W-L	ERA	IP	ER	SO	SV
Baltimore	0-1	4.76	5.2	3	2	0	1-2	6.00	15	10	8	0
Boston	0-0	3.60	5	2	4	0	0-0	3.60	5	2	4	0
Chicago	0-1	9.82	3.2	4	0	0	0-1	9.82	3.2	4	0	0
Cleveland	0-1	27.00	2	6	2	0	0-1	27.00	2	6	2	0
Colorado	0-0	0.00	2	0	0	0	0-0	3.86	7	3	4	0
Detroit	0-1	9.00	3	3	2	0	0-1	9.00	3	3	2	0
Kansas City	—	—	—	—	—	—	1-0	3.18	11.1	4	8	0
Los Angeles	0-0	18.00	1	2	0	0	0-0	6.43	7	5	3	0
Minnesota	1-0	1.13	8	1	7	0	1-0	1.13	8	1	7	0
New York	1-0	3.52	7.2	3	3	0	1-0	3.52	7.2	3	3	0
Oakland	0-1	7.71	4.2	4	1	0	1-3	5.64	22.1	14	15	0
San Diego	—	—	—	—	—	—	1-0	2.57	7	2	3	0
Seattle	0-0	10.13	2.2	3	3	0	1-0	6.17	11.2	8	9	0
Tampa Bay	1-0	5.40	6.2	4	6	0	1-0	5.40	6.2	4	6	0
Texas	1-0	0.84	10.2	1	9	0	2-0	2.50	18	5	13	0
Home	3-3	4.95	40	22	24	0	5-4	5.10	72.1	41	47	0
Away	1-2	5.82	21.2	14	15	0	5-4	4.69	63.1	33	40	0
Pre-ASG	0-0	7.36	3.2	3	3	0	4-1	3.88	48.2	21	29	0
Post-ASG	4-5	5.12	58	33	36	0	6-7	5.48	87	53	58	0
In June	—	—	—	—	—	—	4-0	3.38	40	15	22	0
July	0-0	7.71	7	6	5	0	1-2	6.59	28.2	21	22	0
Aug.	0-2	6.94	11.2	9	6	0	0-2	6.94	11.2	9	6	0
Sept.-Oct.	4-3	4.40	43	21	28	0	5-4	4.72	55.1	29	37	0

SO High — 7, twice; last time, Oct. 3 vs. Tex.

Win Streak — 2, Sept. 6-12

Lifetime — 4 games (1998)

## Major League Hitting Totals

AVG	AB	H	HR	RBI
.000	1	0	0	0

## Career Fielding

POS	PCT	G	PO	A	E	TC	DP
P	1.000	31	6	13	0	19	3

## Washburn's Bests

Season	Game
W 6 — 1998	SO 7 — at Min., 9-12-99 & vs. Tex., 10-3-99
ERA 4.62 — 1998	IP 8.2 — vs. Tex., 10-3-99
IP 74 — 1998	
SO 48 — 1998	



# Matt Wise

# 64



**Bats:** Right   **Throws:** Right   **Ht.:** 6-4   **Wt.:** 190  
**Opening Day Age:** 24   **Born:** Nov. 18, 1975  
**Birthplace:** Montclair, CA  
**Resides:** LaVerne, CA  
**Married:** Amy Moran, Jan. 29, 2000  
**Acquired:** Selected in 6th round of June, 1997 free agent draft  
**Signed Thru:** 2000

## Right-handed Pitcher

### 1999 Season:

- Began third professional season at double-A Erie, posting 8-5 record with three complete games and 3.77 ERA (98 IP - 41 ER) in 16 starts...Struck out 72 batters while allowing 102 hits and 24 walks.
- Hurled third complete game of season, striking out season-high nine batters, June 23 at New Britain...Other complete games came vs. Reading on April 18 and May 21.
- Won season-high five straight games, May 6-27...During streak, posted 2.06 ERA (35 IP - 8 ER) with one complete game, while striking out 25 and walking eight...Opponents batted .200 (25/125)...Pitched into seventh inning or later in four starts and allowed three earned runs or less in all five contests.
- Was 5-3 with 4.21 ERA (51.1 IP - 24 ER) in eight starts at home and 3-2 with 3.28 ERA (46.2 IP - 17 ER) in eight starts on road.
- Opponents hit .269 (102/379) against him, including .248 (41/165) with runners on base and .237 (28/118) with runners in scoring position.
- Left-handers batted .234 (43/184) against him while right-handers hit .303 (59/195).
- Named as Organization's Pitcher of Month for May.
- Was placed on disabled list, July 9 with strained right elbow...Did not pitch remainder of season.

### Minor League Career:

- In 1998, spent second professional season at double-A Midland.
- Posted 9-10 mark with three complete games, one shutout and 5.42 ERA (167.2 IP - 101 ER) in 27 starts with Angels...Led club in innings pitched (second in Texas League) and tied for first in wins.
- In 1997, began professional career at single-A Boise.
- Was 9-1 with 3.25 ERA (83 IP - 34 ER) in 15 starts with Hawks...Led league in wins and was fourth in strikeouts (86).
- Named to Northwest League All-Star Team.
- In playoffs, was 1-1 with 3.60 ERA and 14 strikeouts in two starts.

### Personal/Misc.:

- Matthew John Wise.
- Graduated from Bonita High School (CA) in 1993.
- Attended Pepperdine University and Cal State University Fullerton.
- Signed by Angels' scout Steve Gruwell.

### Wise's Lifetime Pitching Record

Year	Club	W-L	ERA	G	GS	CG	SHO	SV	IP	H	R	ER	BB	SO
1997	Boise	★9-1	3.25	15	15	0	0	0	83.0	62	37	30	34	86
1998	Midland	9-10	5.42	27	27	3	1★	0	167.2	195	111	101	46	131
1999	Erie	8-5	3.77	16	16	3	0	0	98	102	48	41	24	72



SM

# Non-Roster Players

## Jason Bates

7

**Bats:** Switch **Throws:** Right **Ht.:** 5-11 **Wt.:** 170

**Opening Day Age:** 29

**Born:** Jan. 5, 1971

**Birthplace:** Downey, CA

**Resides:** Highlands Ranch, CO

**Acquired:** Signed as minor league free agent, Jan. 7, 2000

**Signed Thru:** 2000

**Major League Service:** 3 yrs., 83 days.



### Infielder

#### Bates' Lifetime Playing Record

Year	Club	AVG	G	AB	R	H	2B	3B	HR	RBI	BB	SO	SB
1992	Bend	.286	70	255	57	73	10	3	6	31	56	55	18
1993	Colorado Springs	.267	122	449	76	120	21	2	13	62	45	99	9
1994	Colorado Springs	.286	125	458	68	131	19	5	10	76	60	57	4
1995	Colorado	.267	116	322	42	86	17	4	8	46	42	70	3
1996	Colorado	.206	88	160	19	33	8	1	1	9	23	34	2
1997	Colorado	.240	62	121	17	29	10	0	3	11	15	27	0
	Colorado Springs	.237	35	135	21	32	6	1	3	18	13	36	1
1998	Colorado	.189	53	74	10	14	3	0	0	3	8	21	0
	Colorado Springs	.324	49	182	37	59	9	1	5	20	17	31	1
1999													
						Injured - Did Not Play							
<b>Major Totals</b>		<b>.239</b>	<b>319</b>	<b>677</b>	<b>88</b>	<b>162</b>	<b>38</b>	<b>5</b>	<b>12</b>	<b>69</b>	<b>88</b>	<b>152</b>	<b>5</b>

**SIGNED BY:** Randy Johnson (Rockies)

## Justin Baughman

75

**Bats:** Right **Throws:** Right **Ht.:** 5-11 **Wt.:** 180

**Opening Day Age:** 25

**Born:** Aug. 1, 1974


**Birthplace:** Mt. View, CA

**Resides:** Portland, OR

**Acquired:** Selected in fifth round of June, 1995 free agent draft

**Signed Thru:** 2000

**Major League Service:** 107 days.



### Infielder

#### Baughman's Lifetime Playing Record

Year	Club	AVG	G	AB	R	H	2B	3B	HR	RBI	BB	SO	SB
1995	Boise	.233	58	215	26	50	4	3	1	20	18	38	19
1996	Cedar Rapids	.248	127	464	78	115	17	8	5	48	45	78	50
1997	Lake Elsinore	.274	134	478	71	131	14	3	2	48	40	79	68
1998	Vancouver	.297	54	222	35	66	10	4	0	15	13	28	26
	Anaheim	.255	63	196	24	50	9	1	1	20	6	36	10
1999													
						Injured - Did Not Play							

**PRONOUNCED:** BOCK-man

**SIGNED BY:** Jack Uhey (Angels)

# Non-Roster Players

## Darren Blakely

# 67

**Bats:** Switch **Throws:** Right **Ht.:** 6-0 **Wt.:** 190  
**Opening Day Age:** 23 **Born:** March 14, 1977  
**Birthplace:** West Islip, NY  
**Resides:** Pensacola, FL  
**Acquired:** Selected in fifth round of June, 1998 free agent draft  
**Signed Thru:** 2000



## O u t f i e l d e r

### Blakely's Lifetime Playing Record

Year	Club	AVG	G	AB	R	H	2B	3B	HR	RBI	BB	SO	SB
1998	—Boise	.277	71	267	50	74	9	6	5	33	34	69	9
1999	—Lake Elsinore	.251	124	510	88	128	38	10	12	63	36	159	23

**SIGNED BY:** Bob Fontaine, Jr. (Angels)

## Greg Cadaret

# 38

**Bats:** Left **Throws:** Left **Ht.:** 6-3 **Wt.:** 215  
**Opening Day Age:** 38 **Born:** Feb. 27, 1962  
**Birthplace:** Detroit, MI  
**Resides:** Mesa, AZ  
**Married:** Debbie Hodge, Sept. 22, 1984  
**Children:** Ryan, Shane and Caitlin  
**Acquired:** Signed as minor league free agent, Jan. 5, 2000  
**Signed Thru:** 2000  
**Major League Service:** 8 yrs., 138 days.



## L e f t - h a n d e d P i t c h e r

### Cadaret's Lifetime Pitching Record

Year	Club	W-L	ERA	G	GS	CG	SHO	SV	IP	H	R	ER	BB	SO
1983	—Medford	7-3	4.36	12	11	1	1	0	64	73	36	31	36	51
1984	—Modesto	13-8	3.05	26	26	6	2	0	171.1	162	79	58	82	138
1985	—Huntsville	3-7	6.12	17	17	0	0	0	82.1	96	61	56	57	60
	Modesto	3-9	5.87	12	12	1	1	0	61.1	59	50	40	54	43
1986	—Huntsville	12-5	5.41	28	28	1	0	0	141.1	166	106	85	98	113
1987	—Huntsville	5-2	2.90	24	0	0	0	9	40.1	31	16	13	20	48
	Tacoma	1-2	3.46	7	0	0	0	0	13	5	6	5	13	12
	Oakland	6-2	4.54	29	0	0	0	0	39.2	37	22	20	24	30
1988	—Oakland	5-2	2.89	58	0	0	0	3	71.2	60	26	23	36	64
1989	—Oakland	0-0	2.28	26	0	0	0	0	27.2	21	9	7	19	14
	New York (AL)	5-5	4.58	20	13	3	1	0	92.1	109	53	47	38	66
1990	—New York (AL)	5-4	4.15	54	6	0	0	3	121.1	120	62	56	64	80
1991	—New York (AL)	8-6	3.62	68	5	0	0	3	121.2	110	52	49	59	105
1992	—New York (AL)	4-8	4.25	46	11	1	1	1	103.2	104	53	49	74	73
1993	—Cincinnati	2-1	4.96	34	0	0	0	1	32.2	40	19	18	23	23
	Kansas City	1-1	2.93	13	0	0	0	0	15.1	10	5	5	7	2
1994	—Toronto	0-1	5.85	21	0	0	0	0	20	24	15	13	17	15
	Detroit	1-0	3.60	17	0	0	0	2	20	17	9	8	16	14
1995	—Louisville	1-0	3.09	12	0	0	0	0	11.2	14	4	4	1	7
	Las Vegas	3-5	5.88	28	4	0	0	0	52	56	40	34	22	52
1996	—Calgary	0-3	6.57	9	0	0	0	0	12.1	19	18	9	12	10
	Buffalo	1-5	3.66	32	3	0	0	2	64	59	28	26	29	44
1997	—Buffalo	2-2	4.86	29	1	0	0	4	50	46	31	27	35	49
	Vancouver	0-1	3.14	9	0	0	0	3	14.1	11	5	5	4	16
	Anaheim	0-0	3.29	15	0	0	0	0	13.2	11	5	5	8	11
1998	—Vancouver	2-1	0.00	9	0	0	0	1	10	4	2	0	3	12
	Anaheim	1-2	4.14	39	0	0	0	1	37	38	17	17	15	37
	Texas	0-0	4.70	11	0	0	0	0	7.2	11	4	4	3	5
1999	—Buffalo	0-0	2.70	10	0	0	0	0	6.2	6	3	2	7	8
<b>Angels Totals</b>		<b>1-2</b>	<b>3.91</b>	<b>54</b>	<b>0</b>	<b>0</b>	<b>0</b>	<b>1</b>	<b>50.2</b>	<b>49</b>	<b>22</b>	<b>22</b>	<b>23</b>	<b>48</b>
<b>A.L. Totals</b>		<b>36-31</b>	<b>3.92</b>	<b>417</b>	<b>35</b>	<b>4</b>	<b>2</b>	<b>13</b>	<b>691.2</b>	<b>672</b>	<b>332</b>	<b>303</b>	<b>380</b>	<b>516</b>
<b>N.L. Totals</b>		<b>2-1</b>	<b>4.96</b>	<b>34</b>	<b>0</b>	<b>0</b>	<b>0</b>	<b>1</b>	<b>32.2</b>	<b>40</b>	<b>19</b>	<b>18</b>	<b>23</b>	<b>23</b>
<b>Major Totals</b>		<b>38-32</b>	<b>3.99</b>	<b>451</b>	<b>35</b>	<b>4</b>	<b>2</b>	<b>14</b>	<b>724.1</b>	<b>712</b>	<b>351</b>	<b>321</b>	<b>403</b>	<b>539</b>

**SIGNED BY:** D. Wiencek/Franchi (Athletics)

# Non-Roster Players

## Tom Candiotti

# 49



**Bats:** Right    **Throws:** Right    **Ht.:** 6-2    **Wt.:** 215  
**Opening Day Age:** 42    **Born:** Aug. 31, 1957  
**Birthplace:** Walnut Creek, CA  
**Resides:** Castro Valley, CA  
**Married:** Donna Beck, Jan. 9, 1993  
**Children:** Brett, Julie and Casey Koufax  
**Acquired:** Signed as minor league free agent,  
 Jan. 24, 2000  
**Signed Thru:** 2000  
**Major League Service:** 14 yrs., 73 days.

### Right-handed Pitcher

### Candiotti's Lifetime Playing Record

Year	Club	W-L	ERA	G	GS	CG	SHO	SV	IP	H	R	ER	BB	SO
1979	—Victoria	5-1	2.44	12	9	3	0	1	70	63	23	19	16	66
1980	—Jacksonville	7-8	2.77	17	17	8	2	0	117	98	45	36	40	93
	Ft. Myers	3-2	2.25	7	5	3	0	0	44	32	16	11	9	31
1981	—El Paso	7-6	2.80	21	14	6	1	0	119	137	51	37	27	68
1982	—Vancouver	Injured - Did Not Play												
1983	—El Paso	1-0	2.92	7	0	0	0	2	24.2	23	10	8	7	18
	Vancouver	6-4	2.81	15	14	5	2	0	99.1	87	35	31	16	61
	Milwaukee	4-4	3.23	10	8	2	1	0	55.2	62	21	20	16	21
1984	—Vancouver	8-4	2.89	15	15	4	0	0	96.2	96	36	31	22	53
	Beloit	0-1	2.70	2	2	0	0	0	10	12	5	3	5	12
	Milwaukee	2-2	5.29	8	6	0	0	0	32.1	38	21	19	10	23
1985	—Vancouver	9-13	3.94	24	24	0	0	0	150.2	178	83	66	36	97
	El Paso	1-0	2.76	4	4	2	1	0	29.1	29	11	9	7	16
1986	—Cleveland	16-12	3.57	36	34	17★	3	0	252.1	234	112	100	106	167
1987	—Cleveland	7-18	4.78	32	32	7	2	0	201.2	193	132	107	93	111
1988	—Cleveland	14-8	3.28	31	31	11	1	0	216.2	225	86	79	53	137
1989	—Cleveland	13-10	3.10	31	31	4	0	0	206	188	80	71	55	124
1990	—Cleveland	15-11	3.65	31	29	3	1	0	202	207	92	82	55	128
1991	—Cleveland	7-6	2.24	15	15	3	0	0	108.1	88	35	27	28	86
	Toronto	6-7	2.98	19	19	3	0	0	129.2	114	47	43	45	81
1992	—Los Angeles	11-15★	3.00	32	30	6	2	0	203.2	177	78	68	63	152
1993	—Los Angeles	8-10	3.12	33	32	2	0	0	213.2	192	86	74	71	155
1994	—Los Angeles	7-7	4.12	23	22	5	0	0	153	149	77	70	54	102
1995	—Los Angeles	7-14	3.50	30	30	1	1	0	190.1	187	93	74	58	141
1996	—San Bernardino	0-1	5.00	2	2	0	0	0	9	11	6	5	4	10
	Los Angeles	9-11	4.49	28	27	1	0	0	152.1	172	91	76	43	79
1997	—Los Angeles	10-7	3.60	41	18	0	0	0	135	128	60	54	40	89
1998	—Oakland	11-16★	4.84	33	33	3	0	0	201	222	124	108	63	98
1999	—Oakland	3-5	6.35	11	11	0	0	0	56.2	67	46	40	23	30
	Cleveland	1-1	11.05	7	2	0	0	0	14.2	19	18	18	7	11
<b>A.L. Totals</b>		<b>99-100</b>	<b>3.83</b>	<b>264</b>	<b>251</b>	<b>53</b>	<b>8</b>	<b>0</b>	<b>1677</b>	<b>1657</b>	<b>814</b>	<b>714</b>	<b>554</b>	<b>1017</b>
<b>N.L. Totals</b>		<b>52-64</b>	<b>3.57</b>	<b>187</b>	<b>159</b>	<b>15</b>	<b>3</b>	<b>0</b>	<b>1048</b>	<b>1005</b>	<b>485</b>	<b>416</b>	<b>329</b>	<b>718</b>
<b>Major Totals</b>		<b>151-164</b>	<b>3.73</b>	<b>451</b>	<b>410</b>	<b>68</b>	<b>11</b>	<b>0</b>	<b>2725</b>	<b>2662</b>	<b>1299</b>	<b>1130</b>	<b>883</b>	<b>1735</b>



# Non-Roster Players

## Archi Cianfrocco

## 72

**Bats:** Right    **Throws:** Right    **Ht.:** 6-5    **Wt.:** 215

**Opening Day Age:** 33    **Born:** Oct. 6, 1966

**Birthplace:** Rome, NY

**Resides:** San Diego, CA

**Married:** Maria Reily, Feb. 25, 1989

**Children:** Angelo Jr., Teresa and Katy

**Acquired:** Signed as minor league free agent,  
Jan. 19, 2000

**Signed Thru:** 2000

**Major League Service:** 5 yrs., 94 days.



### Infielder

### Cianfrocco's Lifetime Playing Record

Year	Club	AVG	G	AB	R	H	2B	3B	HR	RBI	BB	SO	SB
1987	Jamestown	.247	70	251	28	62	8	4	2	27	9	59	2
1988	Rockford	.253	126	455	54	115	34	0	15	65	26	99	6
1989	Jacksonville	.245	132	429	46	105	22	7	7	50	37	126	3
1990	Jacksonville	.219	62	196	18	43	10	0	5	29	12	45	0
1991	Harrisburg	.316	124	456	71	144	21	10	9	77	38	112	11
1992	Indianapolis	.305	15	59	12	18	3	0	4	16	5	15	1
	Montreal	.241	86	232	25	56	5	2	6	30	11	66	3
1993	Ottawa	.298	50	188	21	56	14	2	4	27	7	33	4
	Montreal	.235	12	17	3	4	1	0	1	1	0	5	0
	San Diego	.244	84	279	27	68	10	2	11	47	17	64	2
1994	San Diego	.219	59	146	9	32	8	0	4	13	3	39	2
	Las Vegas	.304	32	112	11	34	11	1	1	21	12	23	0
1995	Las Vegas	.311	89	322	51	100	20	2	10	58	16	61	5
	San Diego	.263	51	118	22	31	7	0	5	31	11	28	0
1996	San Diego	.281	79	192	21	54	13	3	2	32	8	56	1
1997	San Diego	.245	89	220	25	54	12	0	4	26	25	80	7
1998	San Diego	.125	40	72	4	9	3	0	1	5	5	22	1
	Las Vegas	.283	38	127	15	36	8	1	6	16	11	35	3
1999	Seibu (Japan)	.163	15	43	3	7	0	0	2	5	4	14	2
<b>Major Totals</b>		<b>.241</b>	<b>500</b>	<b>1276</b>	<b>136</b>	<b>308</b>	<b>59</b>	<b>7</b>	<b>34</b>	<b>185</b>	<b>80</b>	<b>360</b>	<b>16</b>

**PRONOUNCED:** AR-kee SEE-un-FROCK-oh

**SIGNED BY:** Stan Zielinski (Expos)



SM

# Non-Roster Players

## Steve Decker

32

**Bats:** Right **Throws:** Right **Ht.:** 6-3 **Wt.:** 217  
**Opening Day Age:** 34 **Born:** Oct. 25, 1965  
**Birthplace:** Rock Island, IL  
**Resides:** Keizer, OR  
**Married:** Maite Theresa Castro, Nov. 18, 1989  
**Children:** Hailey, Camden  
**Acquired:** Signed as minor league free agent,  
 Oct. 27, 1998  
**Signed Thru:** 2000  
**Major League Service:** 4 yrs., 125 days.



### C a t c h e r

### Decker's Lifetime Playing Record

Year	Club	AVG	G	AB	R	H	2B	3B	HR	RBI	BB	SO	SB
1988	San Jose	.320	47	175	31	56	9	0	4	34	21	21	0
	Everett	.524	13	42	11	22	2	0	2	13	7	5	0
1989	Shreveport	.324	44	142	19	46	8	0	1	18	11	24	0
	San Jose	.289	64	225	27	65	12	0	3	46	44	36	8
1990	Shreveport	.293	116	403	52	118	22	1	15	80	39	64	3
	San Francisco	.296	15	54	5	16	2	0	3	8	1	10	0
1991	San Francisco	.206	79	233	11	48	7	1	5	24	16	44	0
	Phoenix	.252	31	111	20	28	5	1	6	14	13	29	0
1992	Phoenix	.282	125	450	50	127	22	2	8	74	47	64	2
	San Francisco	.163	15	43	3	7	1	0	0	1	6	7	0
1993	Florida	.000	8	15	0	0	0	0	0	1	3	3	0
1994	Edmonton	.390	73	259	38	101	23	0	11	48	27	24	0
1995	Florida	.226	51	133	12	30	2	1	3	13	19	22	1
1996	Colorado Springs	.400	7	25	4	10	1	0	0	3	4	3	0
	Colorado	.320	10	25	8	8	2	0	1	8	3	3	1
	San Francisco	.230	57	122	16	28	1	0	1	12	15	26	0
1997	Tacoma	.297	99	350	44	104	25	1	10	52	22	37	0
1998	Nashville	.129	18	62	5	8	3	0	2	4	5	14	0
	Norfolk	.314	102	354	55	111	21	0	12	60	54	29	0
1999	Edmonton	.284	64	225	51	64	19	2	15	51	44	38	0
	Anaheim	.238	28	63	5	15	6	0	0	5	13	9	0
<b>N.L. Totals</b>		<b>.219</b>	<b>235</b>	<b>625</b>	<b>55</b>	<b>137</b>	<b>15</b>	<b>2</b>	<b>13</b>	<b>67</b>	<b>63</b>	<b>115</b>	<b>2</b>
<b>Major Totals</b>		<b>.219</b>	<b>263</b>	<b>688</b>	<b>60</b>	<b>152</b>	<b>21</b>	<b>2</b>	<b>13</b>	<b>72</b>	<b>76</b>	<b>124</b>	<b>2</b>

SIGNED BY: John Shafer (Giants)

## Seth Etherton

85

**Bats:** Right **Throws:** Right **Ht.:** 6-1 **Wt.:** 200  
**Opening Day Age:** 23 **Born:** Oct. 17, 1976  
**Birthplace:** Laguna Beach, CA  
**Resides:** Las Vegas, NV  
**Acquired:** Selected in first round of June, 1998 free  
 agent draft  
**Signed Thru:** 2000



### R i g h t - h a n d e d P i t c h e r

### Etherton's Lifetime Playing Record

Year	Club	W-L	ERA	G	GS	CG	SHO	SV	IP	H	R	ER	BB	SO
1998	Midland	1-5	6.14	9	7	1	0	0	48.1	57	36	33	12	35
1999	Erie	10-10	3.27	24	24	4	1	0	167.2	153	72	61	43	153
	Edmonton	0-2	5.48	4	4	0	0	0	21.1	25	13	13	6	19


SIGNED BY: Steve Gruwell (Angels)

# Non-Roster Players

## Carlos Garcia

# I

**Bats:** Right    **Throws:** Right    **Ht.:** 6-1    **Wt.:** 195  
**Opening Day Age:** 32    **Born:** Oct. 15, 1967  
**Birthplace:** Tachira, Venezuela  
**Resides:** Depew, NY  
**Married:** Cathy Elizabeth, Oct. 22, 1993  
**Children:** Carlos, Jr.  
**Acquired:** Signed as minor league free agent,  
 Jan. 31, 2000  
**Signed Thru:** 2000  
**Major League Service:** 6 yrs., 44 days.



### Infielder

## Garcia's Lifetime Playing Record

Year	Club	AVG	G	AB	R	H	2B	3B	HR	RBI	BB	SO	SB
1987	—Macon	.255	110	373	44	95	14	3	3	38	23	80	20
1988	—Augusta	.290	73	269	32	78	13	2	1	45	22	46	11
	—Salem	.275	62	236	21	65	9	3	1	28	10	32	8
1989	—Salem	.283	81	304	45	86	12	4	7	49	18	51	19
	—Harrisburg	.282	54	188	28	53	5	5	3	25	8	36	6
1990	—Harrisburg	.277	65	242	36	67	11	2	5	25	16	36	12
	—Buffalo	.264	63	197	23	52	10	0	5	18	16	41	7
	—Pittsburgh	.500	4	4	1	2	0	0	0	0	0	2	0
1991	—Buffalo	.266	127	463	62	123	21	6	7	60	33	78	30
	—Pittsburgh	.250	12	24	2	6	0	2	0	1	1	8	0
1992	—Buffalo	.303	113	426	73	129	28	9	13	70	24	64	21
	—Pittsburgh	.205	22	39	4	8	1	0	0	4	0	9	0
1993	—Pittsburgh	.269	141	546	77	147	25	5	12	47	31	67	18
1994	—Pittsburgh	.277	98	412	49	114	15	2	6	28	16	67	18
1995	—Pittsburgh	.294	104	367	41	108	24	2	6	50	25	55	8
1996	—Pittsburgh	.285	101	390	66	111	18	4	6	44	23	58	16
	—Calgary	.333	2	6	0	2	0	1	0	0	0	0	0
1997	—Toronto	.220	103	350	29	77	18	2	3	23	15	60	11
1998	—Anaheim	.143	19	35	4	5	1	0	0	0	3	11	2
	—Vancouver	.255	44	161	18	41	6	0	3	15	8	22	2
1999	—San Diego	.182	6	11	1	2	0	0	0	0	1	3	0
	—Las Vegas	.281	78	274	36	77	19	0	3	28	17	61	5
<b>A.L. Totals</b>		<b>.213</b>	<b>122</b>	<b>385</b>	<b>33</b>	<b>82</b>	<b>19</b>	<b>2</b>	<b>3</b>	<b>23</b>	<b>18</b>	<b>71</b>	<b>13</b>
<b>N.L. Totals</b>		<b>.278</b>	<b>488</b>	<b>1793</b>	<b>241</b>	<b>498</b>	<b>83</b>	<b>15</b>	<b>30</b>	<b>174</b>	<b>97</b>	<b>269</b>	<b>60</b>
<b>Major Totals</b>		<b>.266</b>	<b>610</b>	<b>2178</b>	<b>274</b>	<b>580</b>	<b>102</b>	<b>17</b>	<b>33</b>	<b>197</b>	<b>115</b>	<b>340</b>	<b>73</b>

SIGNED BY: Pablo Cruz (Pirates)



SM

# Non-Roster Players

## Benji Gil

# 10

**Bats:** Right **Throws:** Right **Ht.:** 6-2 **Wt.:** 190

**Opening Day Age:** 27 **Born:** Oct. 6, 1972

**Birthplace:** Tijuana, MX


**Resides:** San Diego, CA

**Married:** Carly Jarmon, Nov. 27, 1998

**Acquired:** Signed as minor league free agent, Feb. 1, 2000

**Signed Thru:** 2000

**Major League Service:** 2 yrs., 107 days.



## Infielder

### Gil's Lifetime Playing Record

Year	Club	AVG	G	AB	R	H	2B	3B	HR	RBI	BB	SO	SB
1991	—Butte	.287	32	129	25	37	4	6	2	15	14	36	9
1992	—Gastonia	.274	132	482	75	132	21	1	9	55	50	106	26
1993	—Texas	.123	22	57	3	7	0	0	0	2	5	22	1
	Tulsa	.275	101	342	45	94	9	1	17	59	35	89	20
1994	—Oklahoma City	.248	139	487	62	121	20	6	10	55	33	120	14
1995	—Texas	.219	130	415	36	91	20	3	9	46	26	147	2
1996	—Charlotte	.258	11	31	2	8	6	0	1	7	3	7	0
	Oklahoma City	.223	84	292	32	65	15	1	6	28	21	90	4
	Texas	.400	5	5	0	2	0	0	0	1	1	1	0
1997	—Texas	.224	110	317	35	71	13	2	5	31	17	96	1
1998	—Calgary	.248	128	460	80	114	24	5	14	69	41	90	11
1999	—Calgary	.279	116	412	74	115	29	1	17	64	27	101	17
<b>Major Totals</b>		<b>.215</b>	<b>267</b>	<b>794</b>	<b>74</b>	<b>171</b>	<b>33</b>	<b>5</b>	<b>14</b>	<b>80</b>	<b>49</b>	<b>266</b>	<b>4</b>

**SIGNED BY:** Len Strelitz and Sandy Johnson (Rangers)

## Bryan Graves

# 46

**Bats:** Right **Throws:** Right **Ht.:** 6-0 **Wt.:** 200

**Opening Day Age:** 25 **Born:** Oct. 8, 1974

**Birthplace:** Bogalusa, LA

**Resides:** Bogalusa, LA

**Acquired:** Selected in 20th round of June, 1995 free agent

**Signed Thru:** 2000



## Catcher

### Graves' Lifetime Playing Record

Year	Club	AVG	G	AB	R	H	2B	3B	HR	RBI	BB	SO	SB
1995	—Boise	.229	31	48	9	11	2	0	1	4	17	11	0
1996	—Cedar Rapids	.224	83	228	27	51	5	2	4	27	46	59	4
1997	—Cedar Rapids	.204	68	191	14	39	12	0	1	17	32	32	1
1998	—Lake Elsinore	.200	8	20	1	4	1	0	0	1	1	7	0
	Midland	.224	29	85	8	19	3	0	1	6	16	18	0
1999	—Lake Elsinore	.237	15	38	3	9	2	0	0	6	7	13	0
	Edmonton	.400	2	5	2	2	1	0	0	1	1	2	0
	Erie	.194	37	103	22	20	2	1	1	8	32	32	1

**SIGNED BY:** Ron Marigny (Angels)

# Non-Roster Players

## Steve Green

68

**Bats:** Right **Throws:** Right **Ht.:** 6-2 **Wt.:** 180

**Opening Day Age:** 22 **Born:** Jan. 26, 1978

**Birthplace:** Longueuil, Quebec

**Resides:** Longueuil, Quebec

**Acquired:** Selected in 10th round of June, 1997 free agent draft

**Signed Thru:** 2000



### Right-handed Pitcher

#### Green's Lifetime Playing Record

Year	Club	W-L	ERA	G	GS	CG	SHO	SV	IP	H	R	ER	BB	SO
1997	—													
							Did Not Play							
1998	Cedar Rapids	2-6	4.54	18	10	1	0	0	83.1	86	49	42	25	6
1999	Lake Elsinore	7-6	3.95	19	19	4	4	0	120.2	130	70	53	37	91
	Erie	3-1	3.32	6	6	1	0	0	40.2	34	25	15	19	32

**SIGNED BY:** Kris Kline (Angels)

## Nathan Haynes

53

**Bats:** Left **Throws:** Left **Ht.:** 5-9 **Wt.:** 170

**Opening Day Age:** 20 **Born:** Sept. 7, 1979

**Birthplace:** Oakland, CA

**Resides:** Hercules, CA

**Acquired:** From Oakland with OF Jeff DaVanon and RHP Elvin Nina in exchange for INF Randy Velarde and RHP Omar Olivares, July 29, 1999

**Signed Thru:** 2000



### Outfielder

#### Haynes' Lifetime Playing Record

Year	Club	AVG	G	AB	R	H	2B	3B	HR	RBI	BB	SO	SB
1997	Athletics	.278	17	54	8	15	1	0	0	6	7	9	5
	Oregon	.280	24	82	18	23	1	1	0	9	26	21	19
1998	Modesto	.252	125	507	89	128	13	7	1	41	54	139	42
1999	Visalia	.313	35	144	28	45	7	1	1	14	17	27	12
	Lake Elsinore	.327	26	110	19	36	5	5	1	15	12	19	10
	Erie	.158	5	19	3	3	1	0	0	0	5	5	0

**SIGNED BY:** Will Schock (Athletics)

# Non-Roster Players

## Brett Hinchliffe

# 74

**Bats:** Right **Throws:** Right **Ht.:** 6-5 **Wt.:** 190

**Opening Day Age:** 25 **Born:** July 21, 1974

**Birthplace:** Detroit, MI

**Resides:** Detroit, MI

**Acquired:** Signed as minor league free agent,  
Jan. 19, 2000

**Signed Thru:** 2000

**Major League Service:** 59 days.



### Right-handed Pitcher

### Hinchliffe's Lifetime Playing Record

Year	Club	W-L	ERA	G	GS	CG	SHO	SV	IP	H	R	ER	BB	SO
1992	—Tempe	5-4	2.31	24★	0	0	0	3	35	42	17	9	9	26
1993	—Peoria	0-4	5.08	10	9	0	0	0	44.1	55	32	25	5	29
1994	—Appleton	11-7	3.21	27	27	3	1	0	173.2	140	79	62	50	160
1995	—Riverside	3-8	6.61	15	15	0	0	0	77.2	110	69	57	35	68
1996	—Lancaster	11-10	4.24	27	26	0	0	0	163.1	179	105	77	64	146
1997	—Memphis	10-10	4.45	24	24	5	1	0	145.2	159	81	72	45	107
1998	—Lancaster	1-1	1.59	3	3	0	0	0	17	8	5	3	5	26
	—Tacoma	10-8	4.00	25	25	2	0	0	159.2	132	80	71	88	100
1999	—Seattle	0-4	8.80	11	4	0	0	0	30.2	41	31	30	21	14
	—Tacoma	9-7	5.15	21	21	3	0	0	131	141	78	75	44	107

**SIGNED BY:** Ken Madeja (Mariners)

## Greg Keagle

# 33

**Bats:** Right **Throws:** Right **Ht.:** 6-2 **Wt.:** 195

**Opening Day Age:** 28 **Born:** June 20, 1971

**Birthplace:** Corning, NY

**Resides:** Horseheads, NY


**Married:** Danielle Day, Feb. 14, 1998

**Children:** Olivia

**Acquired:** Signed as minor league free agent,  
Dec. 8, 1999

**Signed Thru:** 2000

**Major League Service:** 1 yr., 108 days.



### Right-handed Pitcher

### Keagle's Lifetime Pitching Record

Year	Club	W-L	ERA	G	GS	CG	SHO	SV	IP	H	R	ER	BB	SO
1993	—Spokane	3-3	3.25	15	15	1	0	0	83	80	37	30	40	77
1994	—Rancho Cucu.	11-1	2.05	14	14	1	1	0	92	62	23	21	41	91
	—Wichita	3-9	6.27	13	13	0	0	0	70.1	84	53	49	32	57
1995	—Memphis	4-9	5.11	15	15	1	0	0	81	82	52	46	41	82
	—Rancho Cucu.	0-0	4.50	2	2	0	0	0	14	14	9	7	2	11
	—Las Vegas	7-6	4.28	14	13	0	0	0	75.2	76	47	36	42	49
1996	—Detroit	3-6	7.39	26	6	0	0	0	87.2	104	76	72	68	70
	—Toledo	2-3	10.00	6	6	0	0	0	27	42	32	30	11	24
1997	—Toledo	11-7	3.81	23	23	3	1	0	151.1	136	68	64	61	140
	—Detroit	3-5	6.55	11	10	0	0	0	45.1	58	33	33	18	33
1998	—Detroit	0-5	5.59	9	7	0	0	0	38.2	46	26	24	20	25
	—Toledo	5-3	4.63	15	14	0	0	0	81.2	94	48	42	32	61
1999	—Lakeland	1-3	4.50	6	6	0	0	0	36	35	19	18	13	26
	—Jacksonville	4-2	2.85	9	9	1	0	0	53.2	58	22	17	22	28
	—Toledo	1-4	7.16	7	7	0	0	0	32.2	50	29	26	13	19
<b>Majors Totals</b>		<b>6-16</b>	<b>6.76</b>	<b>46</b>	<b>23</b>	<b>0</b>	<b>0</b>	<b>0</b>	<b>171.2</b>	<b>208</b>	<b>135</b>	<b>129</b>	<b>106</b>	<b>128</b>

**SIGNED BY:** Scott Lovekamp (Padres)

# Non-Roster Players

## Pat Kelly

## 5



**Bats:** Right   **Throws:** Right   **Ht.:** 6-0   **Wt.:** 180

**Opening Day Age:** 32   **Born:** Oct. 14, 1967

**Birthplace:** Philadelphia, PA

**Resides:** Clearwater Beach, FL

**Married:** Rebecca Pontifex, Nov. 12, 1994

**Acquired:** Signed as minor league free agent,  
Jan. 7, 2000

**Signed Thru:** 2000

**Major League Service:** 7 yrs., 97 days

### O u t f i e l d e r

## Kelly's Lifetime Playing Record

Year	Club	AVG	G	AB	R	H	2B	3B	HR	RBI	BB	SO	SB
1988	Oneonta	.329	71	280	49	92	11	6	2	34	16	45	25
1989	Prince William	.266	124	436	61	116	21	7H	3	45	32	79	31
1990	Albany	.270	126	418	67	113	19	6	8	44	37	79	32
1991	Columbus	.336	31	116	27	39	9	2	3	19	9	16	8
	New York (AL)	.242	96	298	35	72	12	4	3	23	15	52	12
1992	New York (AL)	.226	106	318	38	72	22	2	7	27	25	72	8
	Albany	.000	2	6	1	0	0	0	0	0	2	4	0
1993	New York (AL)	.273	127	406	49	111	24	1	7	51	24	68	14
1994	New York (AL)	.280	93	286	35	80	21	2	3	41	19	51	6
	Albany	.250	1	4	1	1	0	0	0	0	0	1	1
1995	New York (AL)	.237	89	270	32	64	12	1	4	29	23	65	8
	GCL Yankees	.000	1	2	2	0	0	0	0	1	1	0	0
	Tampa	.235	3	17	0	4	1	0	0	2	0	1	0
1996	New York (AL)	.143	13	21	4	3	0	0	0	2	2	9	0
	GCL Yankees	.353	5	17	7	6	2	0	1	1	3	2	3
	Tampa	.273	6	22	6	6	0	0	1	2	1	7	0
	Columbus	.378	8	37	6	14	1	1	2	7	2	11	3
	Norwich	.294	4	17	3	5	2	1	0	0	0	2	1
1997	New York (AL)	.242	67	120	25	29	6	1	2	10	14	37	8
	Columbus	.341	11	44	8	15	4	0	2	6	4	6	1
1998	Syracuse	.282	80	291	58	82	22	3	17	39	39	60	18
	St. Louis	.216	53	153	18	33	5	0	4	14	13	48	5
1999	Toronto	.267	37	116	17	31	7	0	6	20	10	23	0
<b>A.L. Totals</b>		<b>.252</b>	<b>628</b>	<b>1835</b>	<b>235</b>	<b>462</b>	<b>104</b>	<b>11</b>	<b>32</b>	<b>203</b>	<b>132</b>	<b>377</b>	<b>56</b>
<b>N.L. Totals</b>		<b>.216</b>	<b>53</b>	<b>153</b>	<b>18</b>	<b>33</b>	<b>5</b>	<b>0</b>	<b>4</b>	<b>14</b>	<b>13</b>	<b>48</b>	<b>5</b>
<b>Major Totals</b>		<b>.249</b>	<b>681</b>	<b>1988</b>	<b>253</b>	<b>495</b>	<b>109</b>	<b>11</b>	<b>36</b>	<b>217</b>	<b>145</b>	<b>425</b>	<b>61</b>

SIGNED BY: Joe DiCarlo (Yankees)



SM

# Non-Roster Players

## Keith Luvloa

# 39

**Bats:** Right    **Throws:** Right    **Ht.:** 6-0    **Wt.:** 185  
**Opening Day Age:** 25    **Born:** Dec. 24, 1974  
**Birthplace:** Honolulu, HI  
**Resides:** Canyon Lake, CA  
**Married:** Denise Yanagesawa, Sept. 28, 1996  
**Children:** Cheyne and Ashton  
**Acquired:** Selected in 33rd round of June, 1993 free agent draft  
**Signed Thru:** 2000



### Infielder

### Luvloa's Lifetime Playing Record

Year	Club	AVG	G	AB	R	H	2B	3B	HR	RBI	BB	SO	SB
1994	Mesa	.299	28	97	14	29	4	1	1	10	8	14	3
1995	Lake Elsinore	.263	102	380	50	100	22	7	5	53	24	47	1
1996	Midland	.260	134	531	80	138	24	2	7	44	47	54	4
1997	Midland	.273	120	421	67	115	29	5	9	59	36	59	7
1998	Midland	.334	130	479	85	160	43	10	17	102	75	54	6
	Vancouver	.333	8	30	4	10	1	0	0	3	4	3	1
1999	Edmonton	.285	115	396	54	113	23	1	4	46	44	53	7

**PRONOUNCED:** lew-UH-low-uh

**SIGNED BY:** Jerry Streeter (Angels)

## Kent Mercker

# 47

**Bats:** Left    **Throws:** Left    **Ht.:** 6-2    **Wt.:** 200  
**Opening Day Age:** 32    **Born:** Feb. 1, 1968  
**Birthplace:** Dublin, OH  
**Resides:** Dublin, OH  
**Married:** Julie McCloy, Nov. 10, 1991  
**Children:** Madison Diane and Sophia  
**Acquired:** Signed as minor league free agent, Jan. 26, 2000  
**Signed Thru:** 2000  
**Major League Service:** 9 yrs., 148 days.



### Left-handed Pitcher

### Mercker's Lifetime Playing Record

Year	Club	W-L	ERA	G	GS	CG	SHO	SV	IP	H	R	ER	BB	SO
1986	GCL Braves	4-3	2.47	9	8	0	0	0	47.1	37	21	13	16	42
1987	Durham	0-1	5.40	3	3	0	0	0	11.2	11	8	7	6	14
1988	Durham	11-4	2.75★	19	19	5	0	0	127.2	102	44	39	47	159
	Greenville	3-1	3.35	9	9	0	0	0	48.1	36	20	18	26	60
1989	Richmond	9-12	3.20	27	27★	4	0	0	168.2	107	66	60	95★	144★
	Atlanta	0-0	12.46	2	1	0	0	0	4.1	8	6	6	6	4
1990	Richmond	5-4	3.55	12	10	0	0	1	58.1	60	30	23	27	69
	Atlanta	4-7	3.17	36	0	0	0	7	48.1	43	22	17	24	39
1991	Atlanta	5-3	2.58	50	4	0	0	6	73.1	56	23	21	35	62
1992	Atlanta	3-2	3.42	53	0	0	0	6	68.1	51	27	26	35	49
1993	Atlanta	3-1	2.86	43	6	0	0	0	66	52	24	21	36	59
1994	Atlanta	9-4	3.45	20	17	2	1	0	112.1	90	46	43	45	111
1995	Atlanta	7-8	4.15	29	26	0	0	0	143	140	73	66	61	102
1996	Baltimore	3-6	7.76	14	12	0	0	0	58	73	56	50	35	22
	Buffalo	0-2	3.94	3	3	0	0	0	16	11	7	7	9	11
	Cleveland	1-0	3.09	10	0	0	0	0	11.2	10	4	4	3	7
1997	Cincinnati	8-11	3.92	28	25	0	0	0	144.2	135	65	63	62	75
1998	St. Louis	11-11	5.07	30	29	0	0	0	161.2	199	99	91	53	72
1999	St. Louis	6-5	5.12	25	18	0	0	0	103.2	125	73	59	51	64
	Boston	2-0	3.51	5	5	0	0	0	25.2	23	12	10	13	17
<b>A.L. Totals</b>		<b>6-6</b>	<b>6.04</b>	<b>29</b>	<b>17</b>	<b>0</b>	<b>0</b>	<b>0</b>	<b>95.1</b>	<b>106</b>	<b>72</b>	<b>64</b>	<b>51</b>	<b>46</b>
<b>N.L. Totals</b>		<b>56-52</b>	<b>4.02</b>	<b>316</b>	<b>126</b>	<b>2</b>	<b>1</b>	<b>19</b>	<b>925.2</b>	<b>899</b>	<b>458</b>	<b>413</b>	<b>408</b>	<b>637</b>
<b>Major Totals</b>		<b>62-58</b>	<b>4.20</b>	<b>345</b>	<b>143</b>	<b>2</b>	<b>1</b>	<b>19</b>	<b>1021</b>	<b>1005</b>	<b>530</b>	<b>477</b>	<b>459</b>	<b>683</b>

**SIGNED BY:** Bill Wight (Braves)

# Non-Roster Players

## Steve Mintz

# 71



**Bats:** Right    **Throws:** Right    **Ht.:** 5-11    **Wt.:** 190  
**Opening Day Age:** 31    **Born:** Nov. 24, 1968  
**Birthplace:** Leland, NC  
**Resides:** Vero Beach, FL  
**Married:** Cathi Nicholson, Nov. 5, 1994  
**Children:** Abby and Hunter  
**Acquired:** Signed as minor league free agent,  
 Jan. 25, 1999  
**Signed Thru:** 2000  
**Major League Service:** 82 days.

## Right-handed Pitcher

### Mintz's Lifetime Playing Record

Year	Club	W-L	ERA	G	GS	CG	SHO	SV	IP	H	R	ER	BB	SO
1990	—Yakima	2-3	2.42	20	0	0	0	3	26	21	9	7	16	38
1991	—Bakersfield	6-6	4.30	28	11	0	0	3	92	85	56	44	58	101
1992	—Vero Beach	3-6	3.13	43	2	0	0	6	77.2	66	29	27	30	66
1993	—New Britain	2-4	2.08	43	1	0	0	7	69.1	52	22	16	30	51
1994	—Shreveport	10-2	2.20	30	0	0	0	0	65.1	45	29	16	22	42
	Phoenix	0-1	5.50	24	0	0	0	3	36	40	24	22	13	27
1995	—Phoenix	5-2	2.39	31	0	0	0	7	49	42	16	13	21	36
	San Francisco	1-2	7.45	14	0	0	0	0	19.1	26	16	16	12	7
1996	—Phoenix	3-5	5.37	59★	0	0	0	27★	57	63	39	34	25	35
1997	—Chia-Nan (Taiw)	1-0	0.73	9	0	0	0	3	12	8	—	—	7	8
	Las Vegas	5-2	8.05	27	0	0	0	5	34.2	50	31	31	17	28
1998	—Nashville	4-4	5.45	56	0	0	0	1	72.2	85	48	44	32	45
1999	—Erie	1-1	2.23	26	0	0	0	9	32.1	26	12	8	12	34
	Edmonton	4-3	2.35	31	0	0	0	9	30.2	31	11	8	6	17
	Anaheim	0-0	3.60	3	0	0	0	0	5	8	2	2	2	2
<b>Major Totals</b>		<b>1-2</b>	<b>6.66</b>	<b>17</b>	<b>0</b>	<b>0</b>	<b>0</b>	<b>0</b>	<b>24.1</b>	<b>34</b>	<b>18</b>	<b>18</b>	<b>14</b>	<b>9</b>

**SIGNED BY:** Danny Montgomery (Dodgers)



SM

# Non-Roster Players

## Brian Oliver

51

**Bats:** Right **Throws:** Right **Ht.:** 5-10 **Wt.:** 170

**Opening Day Age:** 23 **Born:** Nov. 7, 1976

**Birthplace:** Antioch, CA

**Resides:** Antioch, CA

**Married:** Jenn Farhit, Jan. 15, 2000

**Acquired:** Selected in fourth round of June, 1998 free agent draft

**Signed Thru:** 2000



### Infielder

#### Oliver's Lifetime Playing Record

Year	Club	AVG	G	AB	R	H	2B	3B	HR	RBI	BB	SO	SB
1998	Boise	.259	17	54	6	14	3	1	0	5	8	6	0
1999	Cedar Rapids	.274	66	252	43	69	16	1	6	29	26	30	12

**SIGNED BY:** Rick Schroeder (Angels)

## Juan Tolentino

52

**Bats:** Right **Throws:** Right **Ht.:** 6-0 **Wt.:** 165

**Opening Day Age:** 24 **Born:** March 12, 1976

**Birthplace:** San Pedro de Macoris, DR

**Resides:** San Pedro de Macoris, DR

**Acquired:** Signed as minor league free agent, Dec. 21, 1994

**Signed Thru:** 2000



### Outfielder

#### Tolentino's Lifetime Playing Record

Year	Club	AVG	G	AB	R	H	2B	3B	HR	RBI	BB	SO	SB
1995	—												
						Dominican Summer League							
1996	Mesa	.282	49	170	30	48	9	6	2	14	11	33	21
1997	Butte	.300	61	213	44	64	16	4	10	53	24	53	21
1998	Cedar Rapids	.261	133	495	82	129	27	6	11	57	51	135	49
1999	Erie	.252	136	489	61	123	19	5	9	61	47	116	47

**SIGNED BY:** Lee Figueroa (Angels)

# Non-Roster Players

## Eric Weaver

78

**Bats:** Right **Throws:** Right **Ht.:** 6-5 **Wt.:** 230  
**Opening Day Age:** 26 **Born:** Aug. 4, 1973  
**Birthplace:** Springfield, IL  
**Resides:** Springfield, IL  
**Married:** Erica Hinton, Jan. 21, 1995  
**Children:** Tristan  
**Acquired:** Signed as minor league free agent,  
 Jan. 26, 2000  
**Signed Thru:** 2000  
**Major League Service:** 1 yr., 29 days.



### Right-handed Pitcher

#### Weaver's Lifetime Playing Record

Year	Club	W-L	ERA	G	GS	CG	SHO	SV	IP	H	R	ER	BB	SO
1992	Vero Beach	4-11	4.12	19	18	1	0	0	89.2	73	52	41	57	73
1993	Bakersfield	6-11	4.28	28	27*	0	0	0	157.2	135	89	75	118*	110
1994	Vero Beach	1-3	6.75	7	7	0	0	0	24	28	20	18	9	22
1995	San Antonio	8-11	4.07	27	26	1	0	0	141.2	147	83	64	72	105
1996	San Antonio	10-5	3.30	18	18	1	1	0	122.2	106	51	45	44	69
	Albuquerque	1-4	5.40	13	8	0	0	0	46.2	63	39	28	22	38
1997	San Antonio	7-2	3.61	13	13	2	1*	0	84.2	80	43	34	38	60
	Albuquerque	0-3	6.42	21	8	0	0	0	68.2	101	53	49	38	54
1998	Albuquerque	2-5	5.55	46	0	0	0	3	61.2	65	41	38	32	63
	Los Angeles	2-0	0.93	7	0	0	0	0	9.2	5	1	1	6	5
1999	Seattle	0-1	10.61	8	0	0	0	0	9.1	14	12	11	8	14
	Tacoma	1-2	3.86	16	3	0	0	1	25.2	22	11	11	7	22
<b>Major Totals</b>		<b>2-1</b>	<b>5.68</b>	<b>15</b>	<b>0</b>	<b>0</b>	<b>0</b>	<b>0</b>	<b>19</b>	<b>19</b>	<b>13</b>	<b>12</b>	<b>14</b>	<b>19</b>

**SIGNED BY:** Glen Van Proyen (Dodgers)

## Shawn Wooten

76

**Bats:** Right **Throws:** Right **Ht.:** 5-10 **Wt.:** 205  
**Opening Day Age:** 27 **Born:** July 24, 1972  
**Birthplace:** Glendora, CA  
**Resides:** LaVerne, CA  
**Acquired:** Signed as minor league free agent,  
 Feb. 26, 1997  
**Signed Thru:** 2000



### Catcher

#### Wooten's Lifetime Playing Record

Year	Club	AVG	G	AB	R	H	2B	3B	HR	RBI	BB	SO	SB
1993	Bristol	.350	52	177	26	62	12	2	8	39	24	20	1
	Fayetteville	.250	5	16	2	4	0	0	1	5	3	3	0
1994	Fayetteville	.269	121	439	45	118	25	1	3	61	27	84	1
1995	Moose Jaw	.373	52	201	38	75	12	2	11	55	18	26	3
	Jacksonville	.129	20	70	4	9	1	0	2	7	1	17	0
	Lakeland	.230	38	135	11	31	10	1	2	11	10	28	0
1996	Moose Jaw	.305	77	292	44	89	17	0	12	57	18	46	2
1997	Cedar Rapids	.289	108	353	43	102	23	1	15	75	49	71	0
1998	Lake Elsinore	.294	105	395	56	116	31	0	16	74	38	82	0
	Midland	.321	8	28	3	9	4	0	1	6	3	4	0
1999	Erie	.292	137	518	70	151	27	1	19	88	50	102	3

**SIGNED BY:** Rob Wilfong (Tigers)

# How The 2000 Angels Were Built

(40-Man Roster)  
(How Originally Acquired)

## Amateur Free Agent Draft (20)

Player	Draft	Phase	Round
Garret Anderson	June, 1990	Regular	4th
Mike Colangelo	June, 1997	Regular	21st
Brian Cooper	June, 1995	Regular	4th
Jason Dickson	June, 1994	Regular	6th
Gary DiSarcina	June, 1988	Regular	6th
Jim Edmonds	June, 1988	Regular	7th
Darin Erstad	June, 1995	Regular	1st (1st overall)
Troy Glaus	June, 1997	Regular	1st
Todd Greene	June, 1993	Regular	12th
Bret Hemphill	June, 1994	Regular	14th
Mike Holtz	June, 1994	Regular	17th
Norm Hutchins	June, 1994	Regular	2nd
Orlando Palmeiro	June, 1991	Regular	33rd
Troy Percival	June, 1990	Regular	6th
Tim Salmon	June, 1989	Regular	3rd
Scott Schoeneweis	June, 1996	Regular	3rd
Scot Shields	June, 1997	Regular	38th
Derrick Turnbow	Dec., 1999	Rule V	1st
Jarrod Washburn	June, 1995	Regular	2nd
Matt Wise	June, 1997	Regular	6th

## Signed as Major League Free Agent (5)

Player	Organization	Date
Tim Belcher	Kansas City	Dec. 18, 1998
Shigetoshi Hasegawa	Orix (Japan)	Jan. 9, 1997
Ken Hill	Anaheim	Nov. 16, 1997
Scott Spiezio	Oakland	Jan. 7, 2000
Mo Vaughn	Boston	Nov. 25, 1998

## Signed as Minor League Free Agent (9)

Player	Organization	Date
Juan Alvarez	None	Aug. 15, 1995
Larry Barnes	None	June 6, 1995
Jason Dewey	None	May 4, 1997
Trent Durrington	None	April 22, 1994
Mike Fyhrie	New York (NL)	Nov. 4, 1998
Elpidio Guzman	None	Nov. 27, 1995
Bengie Molina	None	June 5, 1995
Ramon Ortiz	None	June 20, 1995
Lou Pote	St. Louis	Dec. 15, 1997

## Acquired by Trade (4)

Player	From	Date	For
Jeff DaVanon	Oakland	July 29, 1999	Randy Velarde & Omar Olivares
Elvin Nina	Oakland	July 29, 1999	Randy Velarde & Omar Olivares
Mark Petkovsek	St. Louis	Dec. 14, 1998	Matthew Garrick
Matt Walbeck	Detroit	Nov. 20, 1997	Nick Skuse

## Claimed Off Waivers (1)

Player	Organization	Date
Al Levine	Texas	April 2, 1999

# 2000 Anaheim Angels Roster

**MANAGER:** Mike Scioscia (14) **COACHES:** Mickey Hatcher (2), Hitting: Bud Black (24), Pitching: Bobby Ramos (13), Bullpen: Alfredo Griffin (4) **First Base:** Ron Roenicke (12) **Third Base:** Joe Maddon (70), **Bench:** **BULLPEN COORDINATOR:** Orlando Mercado (88) **STRENGTH & CONDITIONING SPECIALIST:** Brian Grapes **TRAINERS:** Ned Bergert, Rick Smith **MANAGER, BASEBALL INFORMATION:** Larry Babcock **TRAVEL COORDINATOR:** Tom Taylor **EQUIPMENT MANAGER:** Ken Higdon

No.	PITCHERS (19)	B	T	Ht.	Wt.	Born	Birthplace	Residence	1999 Club	W-L	ERA	G	GS	CG	SHO	SV	IP	H	R	ER	BB	SO	MLSW
18	Alvarez, Juan	L	L	6-0	175	8/9/73	Coral Gables, FL	Miami, FL	Erie	1-2	2.05	23	0	0	0	4	30.2	20	14	7	6	22	0.033
									Edmonton	0-3	3.49	27	0	0	0	0	28.1	30	13	11	8	25	
41	Belcher, Tim	R	R	6-3	235	10/19/61	Sparta, OH	Mt. Gilead, OH	Anaheim	0-1	3.00	8	0	0	0	0	3	1	1	1	4	4	
45	Cooper, Brian	R	R	6-1	185	8/19/74	Hollywood, CA	Glendora, CA	Erie	6-8	6.73	24	22	0	0	0	132.1	168	104	99	46	52	11.167
									Edmonton	10-5	3.30	22	22	6	0	0	158	146	61	58	29	143	0.030
									Edmonton	2-1	3.77	5	5	0	0	0	31	30	17	13	10	32	
									Anaheim	1-1	4.88	5	5	0	0	0	27.2	23	15	15	18	15	
19	Dickson, Jason	L	R	6-0	195	3/30/73	Ontario, Can.	New Brunswick, Can.	Anaheim	9-5	3.47	19	18	0	0	0	114	90	47	44	40	113	3.028
27	Fyhrie, Mike	R	R	6-2	203	12/9/69	Long Beach, CA	Huntington Beach, CA	Edmonton	0-4	5.05	16	7	0	0	0	51.2	61	32	29	21	26	0.112
21	Hasegawa, Shigetoshi	R	R	5-11	178	8/1/68	Kobe, Japan	Newport Beach, CA	Anaheim	4-6	4.91	64	1	0	0	2	77	80	45	42	34	44	3.000
44	Hill, Ken	R	R	6-2	215	12/14/65	Lynn, MA	Southlake, TX	Anaheim	4-11	4.77	26	22	0	0	0	128.1	129	72	68	76	76	10.161
65	Holtz, Mike	L	L	5-9	188	10/10/72	Arlington, VA	Holidaysburg, PA	Anaheim	2-3	8.06	28	0	0	0	0	22.1	26	20	20	15	17	3.008
43	Levine, Al	R	R	6-3	198	5/22/68	Park Ridge, IL	Gilbert, AZ	Edmonton	2-1	2.30	20	0	0	0	1	27.1	20	7	7	11	39	
59	Nina, Elvin	R	R	6-0	185	11/25/75	San Cristobal, DR	East Orange, NJ	Anaheim	1-1	3.39	50	1	0	0	0	85	76	40	32	29	37	2.081
									Midland	5-2	2.09	17	12	0	0	0	73.1	59	31	17	41	74	0.000
									Midland	3-2	4.80	7	4	0	0	0	30	36	21	16	18	18	
									Erie	3-0	4.07	4	4	0	0	0	24.1	20	12	11	15	19	
36	Ortiz, Ramon	R	R	6-0	175	3/23/76	Cottui, DR	Cottui, DR	Erie	9-4	2.82	15	15	2	2	0	102	88	38	32	40	86	0.046
									Edmonton	5-3	4.05	9	9	0	0	0	53.1	46	26	24	19	64	
40	Percival, Troy	R	R	6-3	236	8/9/69	Fontana, CA	Riverside, CA	Anaheim	2-3	6.52	9	9	0	0	0	48.1	50	35	35	25	44	
34	Peikovsek, Mark	R	R	6-0	198	11/18/65	Beaumont, TX	Beaumont, TX	Anaheim	4-6	3.79	60	0	0	0	31	57	38	24	24	22	58	5.000
58	Pote, Lou	R	R	6-3	208	8/21/71	Evergreen Park, IL	Chicago, IL	Anaheim	10-4	3.47	64	0	0	0	0	83	85	37	32	21	43	5.071
60	Schoeneweis, Scott	L	L	6-0	186	10/2/73	Long Beach, NJ	Scottsdale, AZ	Edmonton	7-9	4.50	24	23	3	0	0	150	171	80	75	41	118	0.056
									Anaheim	1-1	2.15	20	0	0	0	3	29.1	23	9	7	82	73	
									Edmonton	2-4	7.64	9	7	0	0	0	35.1	58	35	30	12	29	0.111
62	Shields, Scot	R	R	6-1	175	7/22/75	Ft. Lauderdale, FL	Ft. Lauderdale, FL	Anaheim	1-1	5.49	31	0	0	0	0	39.1	47	27	24	14	22	0.000
									Lake Elsinore	10-3	2.52	24	9	2	1	1	107.1	91	37	30	39	113	0.000
54	Turnbow, Derrick	R	R	6-3	180	1/25/78	Union City, TN	Franklin, TN	Erie	4-4	2.89	10	10	1	1	0	74.2	57	26	24	26	81	0.000
56	Washburn, Jarrod	L	L	6-1	198	8/13/74	La Crosse, WI	Danbury, WI	Edmonton	12-8	3.35	26	26	4	1	0	161	130	67	60	53	149	0.000
									Anaheim	1-5	4.73	1	1	0	0	0	59	50	31	31	17	55	0.151
									Anaheim	4-5	5.25	16	10	0	0	0	61.2	61	36	36	26	39	
64	Wise, Matt	R	R	6-4	190	11/18/75	Montclair, CA	LaVerne, CA	Erie	8-5	3.77	16	16	3	0	0	98	102	48	48	24	72	0.000

# 2000 Anaheim Angels Roster

No.	CATCHERS (4)	B	T	Ht.	Wt.	Born	Birthplace	Residence	1999 Club	AVG	G	AB	R	H	2B	3B	HR	RBI	BB	SO	SB	CS	MLSV
61	Dewey, Jason	R	R	6-1	190	4/18/77	Syracuse, NY	Valrico, FL	Lake Eslinore	.322	66	242	48	78	23	0	10	31	30	62	0	0	0.000
8	Hemphill, Bret	S	R	6-2	215	12/17/71	Santa Clara, CA	Roseville, CA	Edmonton	.313	74	246	29	77	16	1	7	31	31	58	1	0	0.053
63	Molina, Bengie	R	R	5-11	207	7/20/74	Rio Piedras, PR	San Luis, AZ	Edmonton	.286	65	241	28	69	16	0	7	41	15	17	1	2	0.077
6	Walbeck, Matt	S	R	5-11	188	10/2/69	Sacramento, CA	Sacramento, CA	Anaheim	.257	31	101	8	26	5	0	1	10	6	6	0	1	6.042
37	Barnes, Larry	L	L	6-1	195	7/23/74	Bakersfield, CA	Bakersfield, CA	1999 Club	.286	130	497	73	142	25	9	20	100	49	99	14	3	0.000
9	DiSarcina, Gary	R	R	6-2	195	11/19/67	Malden, MA	East Sandwich, MA	Anaheim	.229	81	271	32	62	7	1	1	29	15	32	2	0	8.094
20	Durrington, Trent	R	R	5-10	188	8/27/75	Sydney, Aus.	Broadbeach Waters, Aus.	Lake Eslinore	.083	4	12	0	1	0	0	0	0	0	0	0	0	0
28	Glaus, Troy	R	R	6-5	229	8/3/76	Tarzana, CA	Anaheim Hills, CA	Erie	.300	5	20	1	6	0	0	0	2	0	4	0	2	0.059
23	Spizzio, Scott	S	R	6-2	225	9/21/72	Joliet, IL	Morris, IL	Anaheim	.180	43	122	14	22	2	0	0	2	9	28	4	3	1.060
42	Vaughn, Mo	L	R	6-1	268	12/15/67	Norwalk, CT	Easton, MA	Oakland	.243	89	247	31	60	24	0	8	33	29	36	0	0	2.163
									Vancouver	.390	28	105	27	41	7	1	6	27	15	16	0	0	8.071
									Anaheim	.281	139	524	63	147	20	0	33	108	54	127	0	0	
No.	OUTFIELDERS (10)	B	T	Ht.	Wt.	Born	Birthplace	Residence	1999 Club	AVG	G	AB	R	H	2B	3B	HR	RBI	BB	SO	SB	CS	MLSV
16	Anderson, Garret	L	L	6-3	220	6/30/72	Los Angeles, CA	Sand Canyon, CA	Anaheim	.303	157	620	88	188	36	2	21	80	34	81	3	4	5.049
81	Colangelo, Mike	R	R	6-1	185	10/22/76	Teaneck, NJ	Dumfries, VA	Erie	.339	28	109	24	37	10	3	1	13	14	22	3	3	0.113
55	DaVanon, Jeff	S	R	6-0	185	12/8/73	San Diego, CA	Del Mar, CA	Edmonton	.362	26	105	13	38	7	1	0	9	13	18	2	1	
									Anaheim	.500	1	2	0	1	0	0	0	0	1	0	0	0	
									Midland	.342	100	374	87	128	29	11	11	60	53	68	18	10	0.027
									Edmonton	.326	34	132	35	43	8	3	6	19	20	27	11	4	
									Anaheim	.200	7	20	4	4	0	1	1	4	2	7	0	1	
25	Edmonds, Jim	L	L	6-1	212	6/27/70	Fullerton, CA	Orange, CA	Lake Eslinore	.421	5	19	4	8	2	0	0	3	4	2	2	0	6.027
17	Erstad, Darin	R	L	6-2	212	6/4/74	Jamestown, ND	Fargo, ND	Anaheim	.250	55	204	34	51	17	2	5	23	28	45	5	4	
22	Greene, Todd	R	R	5-10	208	5/8/71	Augusta, GA	Evans, GA	Anaheim	.253	142	585	84	148	22	5	13	53	47	101	13	7	3.077
48	Guzman, Elpidio	L	L	6-0	165	2/24/79	Santo Domingo, DR	Santo Domingo, DR	Anaheim	.243	97	321	36	78	20	0	14	42	12	63	1	4	2.155
35	Hutchins, Norm	S	L	5-11	198	11/20/75	White Plains, NY	Greenburgh, NY	Edmonton	.243	19	74	10	18	6	0	5	14	0	12	0	0	
3	Palmeiro, Orlando	L	L	5-11	175	1/19/69	Hoboken, NJ	Miami, FL	Cedar Rapids	.274	130	526	74	144	26	13	4	48	41	84	52	17	0.000
15	Salmon, Tim	R	R	6-3	231	8/24/68	Long Beach, CA	Scottsdale, AZ	Edmonton	.250	126	521	80	130	27	6	7	51	40	127	25	16	0.000
									Anaheim	.278	109	317	46	88	12	1	1	23	39	30	5	5	3.091
									Anaheim	.266	98	353	60	94	24	2	17	69	63	82	4	1	7.045
									Lake Eslinore	.600	1	5	0	3	2	0	0	2	0	1	0	0	

# 2000 Anaheim Angels Non-Roster Invitees

No.	PITCHERS (9)	B	T	Ht.	Wt.	Born	Birthplace	Residence	1999 Club	WL	ERA	G	GS	CG	SHO	SV	IP	H	R	ER	BB	SO	MLSV
38	Cadaret, Greg	L	L	6-3	215	2/27/62	Detroit, MI	Mesa, AZ	Buffalo	0-0	2.70	10	0	0	0	0	6.2	6	3	2	7	8	8.138
49	Candiotti, Tom	R	R	6-2	215	8/31/57	Walnut Creek, CA	Castro Valley, CA	Oakland	3-5	6.35	11	11	0	0	0	56.2	67	46	40	23	30	14.073
85	Etherton, Seth	R	R	6-1	200	10/17/76	Laguna Beach, CA	Las Vegas, NV	Cleveland	1-1	11.05	7	2	0	0	0	14.2	19	18	18	7	11	0.000
68	Green, Steve	R	R	6-2	180	1/26/78	Longueuil, Quebec	Longueuil, Quebec	Edmonton	10-10	3.27	24	4	4	1	0	167.2	153	72	61	43	153	0.000
74	Hinchliffe, Brett	R	R	6-5	190	7/21/74	Detroit, MI	Detroit, MI	Lake Elsinore	0-2	5.48	4	4	0	0	0	21.1	25	13	13	6	19	0.000
33	Keagle, Greg	R	R	6-2	195	6/20/71	Corning, NY	Horseheads, NY	Erie	7-6	3.95	19	19	4	4	0	120.2	130	70	53	37	91	0.000
47	Mercker, Kent	L	L	6-2	200	2/1/68	Dublin, OH	Dublin, OH	Seattle	3-1	3.32	6	6	1	0	0	40.2	34	25	15	19	32	0.059
71	Mintz, Steve	R	R	5-11	190	11/24/68	Leland, NC	Vero Beach, FL	Seattle	0-4	8.80	11	4	0	0	0	30.2	41	31	30	21	14	0.059
78	Weaver, Eric	R	R	6-5	230	8/4/73	Springfield, IL	Springfield, IL	Tacoma	9-7	5.15	21	3	0	0	0	131	141	78	75	44	107	1.108
47	Mercker, Kent	L	L	6-2	200	2/1/68	Dublin, OH	Dublin, OH	Tacoma	1-3	4.50	6	6	0	0	0	36	35	19	18	13	26	1.108
71	Mintz, Steve	R	R	5-11	190	11/24/68	Leland, NC	Vero Beach, FL	Lakeland	4-2	2.85	9	9	1	0	0	53.2	58	22	17	22	28	0.082
47	Mercker, Kent	L	L	6-2	200	2/1/68	Dublin, OH	Dublin, OH	Jacksonville	1-4	7.16	7	7	0	0	0	32.2	50	29	26	13	19	9.148
71	Mintz, Steve	R	R	5-11	190	11/24/68	Leland, NC	Vero Beach, FL	Toledo	6-5	5.12	25	18	0	0	0	103.2	125	73	59	51	64	9.148
78	Weaver, Eric	R	R	6-5	230	8/4/73	Springfield, IL	Springfield, IL	St. Louis	2-0	3.51	5	5	0	0	0	25.2	23	12	10	13	17	0.082
32	Decker, Steve	R	R	6-3	217	10/25/65	Rock Island, IL	Keizer, OR	Boston	1-1	2.23	26	0	0	0	9	32.1	26	12	8	12	34	0.000
46	Graves, Bryan	R	R	6-0	200	10/8/74	Bogalusa, LA	Bogalusa, LA	Erie	4-3	2.35	31	0	0	0	9	30.2	31	11	8	6	17	0.000
76	Wooten, Shawn	R	R	5-10	205	7/24/72	Glendora, CA	LaVerne, CA	Edmonton	0-0	3.60	3	0	0	0	0	5	8	2	2	2	2	1.029
		R	R	5-10	205	7/24/72	Glendora, CA	LaVerne, CA	Seattle	0-1	10.61	8	0	0	0	0	9.1	14	12	11	8	14	1.029
		R	R	5-10	205	7/24/72	Glendora, CA	LaVerne, CA	Tacoma	1-2	3.86	16	3	0	0	1	25.2	22	11	11	7	22	0.000
No.	CATCHERS (3)	B	T	Ht.	Wt.	Born	Birthplace	Residence	1999 Club	AVG	G	AB	R	H	2B	3B	HR	RBI	BB	SO	SB	CS	MLSV
32	Decker, Steve	R	R	6-3	217	10/25/65	Rock Island, IL	Keizer, OR	Edmonton	.284	64	225	51	64	19	2	15	51	44	38	0	0	4.125
46	Graves, Bryan	R	R	6-0	200	10/8/74	Bogalusa, LA	Bogalusa, LA	Anaheim	.238	28	63	5	15	6	0	0	5	13	9	0	0	0.000
76	Wooten, Shawn	R	R	5-10	205	7/24/72	Glendora, CA	LaVerne, CA	Lake Elsinore	.237	15	38	3	9	2	0	0	6	7	13	0	0	0.000
		R	R	5-10	205	7/24/72	Glendora, CA	LaVerne, CA	Edmonton	.400	2	5	2	2	1	0	0	1	1	2	0	0	0.000
		R	R	5-10	205	7/24/72	Glendora, CA	LaVerne, CA	Erie	.194	37	103	22	20	2	1	1	8	32	32	1	0	0.000
		R	R	5-10	205	7/24/72	Glendora, CA	LaVerne, CA	Erie	.292	137	518	70	151	27	1	19	88	50	102	3	1	0.000

# 2000 Anaheim Angels Non-Roster Invitees


No.	INFELDERS (6)	B	T	Ht.	Wt.	Born	Birthplace	Residence	1999 Club	AVG	G	AB	R	H	2B	3B	HR	RBI	BB	SO	SB	CS	MLSV
7	Bates, Jason	S	R	5-11	170	1/5/71	Downey, CA	Highlands Ranch, CO	Seibu (Jpn)	.163	15	43	3	7	0	0	2	5	4	14	2	n/a	3.083
75	Baughman, Justin	R	R	5-11	180	8/1/74	Mt. View, CA	Portland, OR	San Diego	.182	6	11	1	2	0	0	0	0	1	3	0	0	5.094
72	Cianfrocco, Archi	R	R	6-5	215	10/6/66	Rome, NY	San Diego, CA	Las Vegas	.281	78	274	36	77	19	0	3	28	17	61	5	0	6.044
1	Garcia, Carlos	R	R	6-1	195	10/1/5/67	Iachira, Venez.	Depew, NY	Calgary	.279	116	412	74	115	29	1	17	64	27	101	17	5	2.107
10	Gil, Benji	R	R	6-2	190	10/6/72	Tijuana, Mex.	San Diego, CA	Toronto	.267	37	116	17	31	7	0	6	20	10	23	0	1	7.097
5	Kelly, Pat	R	R	6-0	182	10/14/67	Philadelphia, PA	Clearwater Beach, FL	Edmonton	.285	115	396	54	113	23	1	4	46	44	53	7	7	0.000
39	Luuloa, Keith	R	R	6-0	185	12/24/74	Honolulu, HI	Canyon Lake, CA	Cedar Rapids	.274	66	252	43	69	16	1	6	29	26	39	12	1	0.000
51	Oliver, Brian	R	R	5-10	170	11/7/76	Antioch, CA	Antioch, CA															
No.	OUTFIELDERS (3)	B	T	Ht.	Wt.	Born	Birthplace	Residence	1999 Club	AVG	G	AB	R	H	2B	3B	HR	RBI	BB	SO	SB	CS	MLSV
67	Blakely, Darren	S	R	6-0	190	3/14/77	West Islip, NY	Pensacola, FL	Lake Elsinore	.251	124	510	88	128	38	10	12	63	36	159	23	13	0.000
53	Haynes, Nathan	L	L	5-9	170	9/7/79	Oakland, CA	Hercules, CA	Visalia	.313	35	144	28	45	7	1	1	14	17	27	12	10	0.000
									Lake Elsinore	.327	26	110	19	36	5	5	1	15	12	19	10	5	
									Erie	.158	5	19	3	3	1	0	0	0	5	5	0	0	
52	Tolentino, Juan	R	R	6-0	165	3/12/76	San Pedro de Macoris, DR	San Pedro de Macoris, DR	Erie	.252	136	489	61	123	19	5	9	61	47	116	47	14	0.000

# 2000 Angels Numerical Roster

(As of Spring Training)

1	GARCIA, CARLOS ★	INF
2	HATCHER, MICKEY	CCH
3	PALMEIRO, ORLANDO	OF
4	GRIFFIN, ALFREDO	CCH
5	KELLY, PAT★	INF
6	WALBECK, MATT	C
7	BATES, JASON ★	INF
8	HEMPHILL, BRET	C
9	DISARCINA, GARY	INF
10	GIL, BENJI ★	INF
12	ROENICKE, RON	CCH
13	RAMOS, BOBBY	CCH
14	SCIOSCIA, MIKE	MGR
15	SALMON, TIM	OF
16	ANDERSON, GARRET	OF
17	ERSTAD, DARIN	OF
18	ALVAREZ, JUAN	LHP
19	DICKSON, JASON	RHP
20	DURRINGTON, TRENT	INF
21	HASEGAWA, SHIGETOSHI	RHP
22	GREENE, TODD	OF
23	SPIEZIO, SCOTT	INF
24	BLACK, BUD	CCH
25	EDMONDS, JIM	OF
27	FYHRIE, MIKE	RHP
28	GLAUS, TROY	INF
32	DECKER, STEVE ★	C
33	KEAGLE, GREG ★	RHP
34	PETKOVSEK, MARK	RHP
35	HUTCHINS, NORM	OF
36	ORTIZ, RAMON	RHP
37	BARNES, LARRY	INF
38	CADARET, GREG ★	LHP
39	LUULOA, KEITH ★	INF
40	PERCIVAL, TROY	RHP
41	BELCHER, TIM	RHP
42	VAUGHN, MO	INF
43	LEVINE, AL	RHP
44	HILL, KEN	RHP
45	COOPER, BRIAN	RHP
46	GRAVES, BRYAN ★	C
47	MERCKER, KENT ★	LHP
48	GUZMAN, ELPIDIO	OF
49	CANDIOTTI, TOM ★	RHP
51	OLIVER, BRIAN ★	INF
52	TOLENTINO, JUAN ★	OF
53	HAYNES, NATHAN ★	OF
54	TURNBOW, DERRICK	RHP
55	DaVANON, JEFF	OF
56	WASHBURN, JARROD	LHP
58	POTE, LOU	RHP
59	NINA, ELVIN	RHP
60	SCHOENEWEIS, SCOTT	LHP
61	DEWEY, JASON	C
62	SHIELDS, SCOT	RHP
63	MOLINA, BENGIE	C
64	WISE, MATT	RHP
65	HOLTZ, MIKE	LHP
67	BLAKELY, DARREN ★	OF
68	GREEN, STEVE ★	RHP
70	MADDON, JOE	CCH
71	MINTZ, STEVE ★	RHP
72	CIANFROCCO, ARCHI ★	INF
74	HINCHLIFFE, BRETT ★	RHP
75	BAUGHMAN, JUSTIN ★	INF
76	WOOTEN, SHAWN ★	C
78	WEAVER, ERIC ★	RHP
81	COLANGELO, MIKE	OF
85	ETHERTON, SETH ★	RHP
88	MERCADO, ORLANDO	CCH

★ INDICATES NON-ROSTER INVITEES



Minor  
League  
System

# Major League Instructors

Field Coordinator .....	Darrell Miller
Roving Defense Instructor .....	Bruce Hines
Roving Hitting Instructor .....	Gene Richards
Roving Pitching Instructor .....	Mike Couchee
Roving Catching Instructor .....	John McNamara
Roving Special Assignment Instructor .....	Bob Clear
Roving Strength & Conditioning Instructor .....	Trent Clark

## Minor League Affiliates

### EDMONTON TRAPPERS

Class AAA – Pacific Coast League

**TELUS Field**  
 10233 96th Avenue  
 Edmonton, Alberta T5K 0A5  
 (780) 414-4450  
 (780) 414-4475 FAX

President & General Manager .....	Mel Kolwalchuk
Manager .....	Garry Templeton
Pitching Coach .....	Greg Minton
Coach .....	Leon Durham
Trainer .....	Doug Baker
1999 Record: .....	65-74 (3rd place)

### ERIE SEAWOLVES

Class AA – Eastern League

**Jerry Uht Park**  
 110 East 10th Street  
 Erie, PA 16507-0076  
 (814) 456-1300  
 (800) 456-1304  
 (814) 456-7520 FAX  
[www.seawolves.com](http://www.seawolves.com)

Managing General Partner .....	Alan Levin
General Manager .....	John Frey
Manager .....	Don Wakamatsu
Pitching Coach .....	Howie Gershberg
Coach .....	Bill Lachemann
Trainer .....	Geoff Hostetter
1999 Record: .....	81-61 (1st place)

### LAKE ELSINORE STORM

Class A – California League

**Lake Elsinore Diamond**  
 500 Diamond Drive  
 Lake Elsinore, CA 92530  
 (909) 245-4487  
 (909) 245-0305 FAX  
[www.stormbaseball.com](http://www.stormbaseball.com)

Managing Director .....	Ken Stickney
President & General Manager .....	Dave Oster
Manager .....	Mario Mendoza
Pitching Coach .....	Kernan Ronan
Coach .....	John Orton
Trainer .....	Adam Nevala
1999 Record: .....	1st half, 30-40 (3rd place, tie) 2nd half, 33-37 (4th place)

# Minor League Affiliates

## CEDAR RAPIDS KERNELS

Class A – Midwest League

### Veterans Memorial Stadium

950 Rockford Road S.W.  
Cedar Rapids, IA 52404  
(319) 363-3887  
(319)363-5631 FAX

President .....	Wally Krouse
General Manager .....	Jack Roeder
Manager .....	Mitch Seoane
Pitching Coach .....	Randy Kramer
Coach .....	Tyrone Boykin
Trainer .....	Alfonso Flores
1999 Record: .....	1st half, 30-38 (4th place)

## BOISE HAWKS

Short Class A – Northwest League

### Memorial Stadium

5600 Glenwood St.  
Boise, ID 83714  
(208) 322-5000  
(208) 322-7432 FAX

President .....	Cord Pereira
General Manager .....	Ryan Brech
Manager .....	Tom Kotchman
Pitching Coach .....	Zeke Zimmerman
Coach .....	Todd Claus
Trainer .....	TBA
1999 Record: Northern Division .....	47-29 (1st place)

## BUTTE COPPER KINGS

Advanced Rookie – Pioneer League

### Alumni Coliseum

Montana Tech of the University of Montana  
1300 W. Park Street  
PO Box 888  
Butte, MT 59701  
(406) 723-8206  
(406) 723-3376 FAX

Chief Executive Office .....	Kevin Haughian
President & General Manager .....	Brent Boznanski
Manager .....	Joe Urso
Pitching Coach .....	Mike Butcher
Coach .....	José Monzon
Trainer .....	Jamie Macias
1999 Record: .....	1st half, 17-21 (3th place) 2nd half, 15-22 (4th place)

## 1999 Minor League Review

Anaheim's farm system concluded the 1999 season with a 345-365 (.486) record overall. Double-A Erie qualified for post-season competition after capturing the Eastern League Southern Division championship.

**EDMONTON (65-74):** The Trappers, who returned as Anaheim's triple-A affiliate and were led by first-year manager **CARNEY LANSFORD**, finished 65-74 for third place in the Pacific Coast League's North Division (17.5 games behind PCL champion Vancouver). Edmonton played well down the stretch, winning seven of its final 10 games. On the mound, the club posted a 4.94 ERA, placing eighth in the 16-team league. **RHP MIKE FYHRIE** was Edmonton's leading pitcher with a 9-5 record and 3.47 ERA (third-best in PCL). **RHP SCOTT BROW**, who posted a club-record 15 saves, led the league in games (64). **RHP LOU POTE** tied for third in the PCL with three complete games. Offensively, the Trappers compiled a .281 team batting average (tied for No. 12 in the league). **1B-DH BROOKS KIESCHNICK**, on loan from Tampa Bay, led Edmonton with 23 home runs and 73 RBI. He was named the Trappers' Player of the Year. **C BRET HEMPHILL** hit .313 and **3B JAMIE BURKE**, who hit .336, had a club-best 16-game hitting streak. **CF NORM HUTCHINS** led the club with 25 stolen bases, 27 doubles and six triples. **BROW** and **FYHRIE** represented Edmonton at the PCL's All-Star Game.

**ERIE (81-61):** Led by manager **GARRY TEMPLETON**, the SeaWolves won the Eastern League Southern Division championship with an 81-61 record (five games over second place Harrisburg). It was Erie's inaugural season at the double-A level and first as an Anaheim affiliate. After winning seven of their final 10 games, the SeaWolves lost in the Eastern League Semifinals to Harrisburg, going 1-3 in the best-of-five series. On the mound, Erie posted the league's best ERA (3.75) and led the EL in complete games (19). **RHP RAMON ORTIZ**, who was 9-4 with a 2.82 ERA, was named the Eastern League's Pitcher of the Year. Other top pitchers for the club included **RHP SETH ETHERTON** (10-10, 3.27 ERA) and **RHP BRIAN COOPER** (10-5, 3.30 ERA), who ranked sixth and seventh in the league in ERA, respectively. **ETHERTON** finished second in the league with 153 strikeouts while **COOPER** ranked fifth (143). **COOPER** had a league-best six complete games while **ETHERTON** ranked third with four complete games. **ETHERTON'S** team-leading 167.2 innings ranked No. 4 in the league. **LHP MATT BEAUMONT** recorded a club-best 12 saves. Offensively, Erie compiled a .258 batting average (tied for ninth in the league). **1B LARRY BARNES** led the club with 20 home runs and 100 RBI (third-most in EL play). **3B SHAWN WOOTEN** (.292, 19 HR, 88 RBI) ranked fourth in the league with 151 hits. **2B TRENT DURRINGTON** was second in the league with 59 stolen bases. **BARNES** and **COOPER** were selected to the EL's All-Star Team.

**LAKE ELSINORE (63-77):** The Storm was led in 1999 by manager **MARIO MENDOZA**, in his second year at Lake Elsinore and ninth with the Angels. Lake Elsinore finished with a 63-77 overall record (30-40 in the first half for a third-place tie, 33-37 in the second half for fourth place) in California League South Division play. The Storm, who drew the league's second-highest attendance (281,521), compiled a .273 team average (tied for sixth-best in the league). **OF JUAN RODRIGUEZ** led the club with a .302 average. **IF MATT CURTIS** collected a team-best 17 home runs and 76 RBI. **SS NELSON CASTRO** led the league with 53 stolen bases and tied for second with 12 triples. **OF DARREN BLAKELY** collected a team-high 38 doubles (No. 4 in league). On the mound, the Storm ranked sixth in the league with a 4.63 team ERA and led all California League teams with 21 complete games. Lake Elsinore pitchers walked just 481 batters (second-fewest in the league). **RHP STEVE GREEN** (7-6) ranked 10th in the league with a 3.95 ERA and was tops in the league with four shutouts. **RHP STEVE FISH** had a team-high 11 wins and led the league with 180 strikeouts and 196.2 innings pitched. Three of the Storm's pitchers ranked in the Top 5 for complete games: **FISH** (5, tied for first), **RHP BRENDON COWSILL** (4, tied for third) and **GREEN** (4, tied for third). **BLAKELY** and **RHP SCOT SHIELDS** (20-3, 2.52 ERA) were participants in the All-Star Game.

## 1999 Minor League Review

**CEDAR RAPIDS (61-77):** The Kernels were managed by **MITCH SEOANE**, who was in his first season at Cedar Rapids. The club posted a 61-77 overall mark in Midwest League play, going 30-38 for fourth place in the first half and 31-39 for third place in the second half. The Kernels tied for No. 11 in the league with a .255 batting average. **C JASON HILL** led Cedar Rapids with a .287 average and added nine home runs and 52 RBI. **3B MIKE CHRISTENSEN** (.282) had a team-leading 18 home runs and 71 RBI, and tied for second in the Midwest League with 36 doubles. **OF ELPIDIO GUZMAN** ranked second in the league with 13 triples and tied for third with 52 stolen bases. On the mound, the Kernels, who ranked eighth with a 4.49 ERA, led the league with 21 complete games and ranked second in fewest walks allowed (459). **LHP DOUG BRIDGES**, who was 15-5 with a 3.59 ERA, led the league in wins. **LHP JEFF HUNDLEY** (9-9, 4.04 ERA) had a league-leading six complete games while **RHP BRANDON EMANUEL** (7-12, 4.47 ERA) ranked second with five. **HUNDLEY** led the club with 140 strikeouts while **LHP CHRIS DEMOUY** led the Kernels with 16 saves. Cedar Rapids had four players selected to the 1999 Midwest League All-Star Team: **HILL, CHRISTENSEN, RHP RENNEY DUARTE** and **RHP GREG JONES**.

**BOISE (43-33):** The defending Northwest League Northern Division-champion Hawks were again led by **TOM KOTCHMAN**, who has managed Boise since 1990. Boise concluded the 1999 season with a 43-33 record in the South Division, winning five of the final six games to finish one game behind league-champion Spokane. Boise ranked as the Northwest League's top offensive team with a league-best .302 batting average. The Hawks also led the league in runs scored (556), at-bats (2,697) and hits (814, 65 more than second-place Spokane). Boise had three hitters ranked in the league's Top 10: **DH CHRIS BARSKI** (.348) was third, **OF MICHAEL O'KEEFE** (.326) was eighth and **3B ROBB QUINLAN** (.322) was 10th. **QUINLAN**, who was named the Northwest League's Most Valuable Player, led the league in hits (95) and RBI (77). **O'KEEFE** ranked second with 70 RBI and fourth with 86 hits. **OF SCOTT BIKOWSKI** was tied for tops in the league with 22 doubles and ranked third with a team-leading 59 runs scored. **2B ALFREDO AMEZAGA**, who was selected the Hawks' Most Popular Player by the fans, hit in 22 straight games to establish a club record. **O'KEEFE** and **AMEZAGA** were also named to the League's All-Star Team. On the mound, Boise ranked fifth with a 4.89 ERA and led the league in fewest walks allowed (254). **LHP WESLEY CRAWFORD** (5-1) led the league with a 2.21 ERA. **RHP JOHN LACKEY** (6-2, 4.98) posted a club-high 77 strikeouts (tied for fourth in the league). **RHP MARIO MENDOZA** (8-2) ranked third in the league in wins. **RHP BEN GREZLOVSKI** led the club with seven saves and **RHP PALMER EBANKS** led the Hawks with 27 appearances (tied for third in the league).

**BUTTE (32-43):** The Copper Kings, under first-year manager **JOE URSO**, finished with a 32-43 record overall (17-21 in the first half for third place; 15-22 in the second half for fourth place) in the Pioneer League's South Division. Butte finished as the league's top offensive team with a .290 average and a league-leading 765 hits. **3B CORDELL LINDSEY**, who led Butte with 10 home runs and 58 RBI, ranked fourth in the league with a .341 average while **INF GREGORY WHITE** was eighth with a .327 average. **LINDSEY** also tied for second in the Pioneer League with 23 doubles and ranked third in slugging percentage (.604), extra-base hits (40) and runs scored (72). **1B PETER ORGILL's** .420 on-base percentage ranked No. 5 in the league. **OF ED WELCH** led the Copper Kings with 24 stolen bases. On the mound, Butte ranked No. 8 in the league with a 6.66 ERA. **RHP AARON FRANKE** led the Copper Kings with a 4-5 record and 4.35 ERA in 15 starts. **FRANKE** tied with **RHP FRANCISCO RODRIGUEZ** with a team-best 69 strikeouts. **LHP JULIAN HARRIS**, who posted a club-best 81.2 innings, had a league-leading nine losses (2-9). **RHP JEFFREY NEBEL's** 29 appearances ranked No. 2 in the league while **LHP SINUHE SANCHEZ** was fourth with 27 outings. **LINDSEY** was selected to the Pioneer League All-Star Team while **IF FRANCISCO DURAN** was named as Honorable Mention.

# Minor League Award & Honors

## Edmonton

Scott Brow, RHP	Roloids PCL Reliever of Month, May
Brian Cooper, RHP	PCL Pitcher of Week, Aug. 16-23
Jeff DaVanon, OF	Trapper Player of Month, Aug.
Steve Decker, C-INF	Organization's & Trapper's Player of Month, April
Mike Fyhrie, RHP	Trapper Player of Month, May
Bret Hemphill, C	Organization's Defensive Player of Month, June
Bengie Molina, C	Organization's Defensive Player of Year Organization's Defensive Player of Month, April
Ramon Ortiz, RHP	Howe Sportsdata All-Prospect Team Howe Sportsdata Minor League Comeback Player of Year Organization's & Trapper's Pitcher of Month, July
Tomas Perez, SS	Organization's Defensive Player of Month, Aug.
Dave Silvestri, INF	Trapper Player of Month, June Pacific Coast League Batter of Week, April 26-May 2

## Erie

Larry Barnes, INF	Organization's Minor League Player of Year Organization's Player of Month, May
Mike Bovee, RHP	Organization's Pitcher of Month, Aug.
Brian Cooper, RHP	Organization's Pitcher of Month, April
Trent Durrington, INF	Organization's Defensive Player of Month, July
Seth Etherton, RHP	Eastern League Pitcher of Week, Aug. 8-14
Ramon Ortiz, RHP	Eastern League Pitcher of Year Organization & Eastern League's Player of Month, June
Juan Tolentino, OF	Organization's Defensive Player of Month, May
Matt Wise, RHP	Organization's Pitcher of Month, May

## Lake Elsinore

Nelson Castro, INF	California League All-Star Team Shortstop
Matt Curtis, INF	California League Player of Week, Aug. 16-23
Jason Dewey, C	Storm Player of Month, Aug.
Jeb Dougherty, OF	Storm Player of Month, May
Steve Fish, RHP	California League Player of Week, May 31-June 6
Steve Green, RHP	California League Player of Week, Aug. 2-9 California League All-Star Team Honorable Mention
Nate Murphy, OF	Storm Player of Month, April
Scot Shields, RHP	Organization's Pitcher of Year California League All-Star Team Pitcher
Benji Simonton, OF	Storm Player of Month, June
Chris Walther, INF	Storm Player of Month, July

## Cedar Rapids

Steve Ahlers, INF	Kernels' Player of Month, July
Doug Bridges, LHP	Kernels' Player of Month, April Midwest League Player of Week, June 20-26
Mike Christensen, INF	Kernels' Most Valuable Player & Fans Choice Award Kernels' Player of Month, May
Brandon Emanuel, RHP	Kernels' Player of Month, Aug.
Jeff Hundley, LHP	Midwest League Pitcher of Week, April 25-May 1
Greg Jacobs, LHP	Kernels' Player of Month, June

## Boise

Alfredo Amezaga, INF	Northwest League All-Star Team Northwest League Player of Week, July 26-Aug. 1 Boise Player of the Year
Chris Barski, DH/C	Organization's Player of Month, Aug. Northwest League Player of Week, Aug. 9-16
Gary Johnson, OF	Northwest League Player of Week, June 18-20
Robb Quinlan, OF	Northwest League Most Valuable Player Northwest League Player of Week, July 5-11 & Aug. 2-8
Michael O'Keefe, OF	Northwest League All-Star Team
Jon Palmieri, INF	Northwest League Player of Week, Aug. 16-22
Felipe Suarez, RHP	Northwest League Pitcher of Week, June 18-20

## Butte

Cordell Lindsey, INF	Organization's Player of Month, June & July Pioneer League All-Star Team
Francisco Duran, INF	Pioneer League All-Star Team Honorable Mention

# 1999 Edmonton Trappers

BATTERS	AVG	G	AB	R	H	TB	2B	3B	HR	RBI	SH	SF	HP	BB	SO	SB	CS	GI		
																		DP	SLG	OBP
Betten, Randy	.379	12	29	5	11	12	1	0	0	3	2	0	0	0	5	0	0	0	.414	.379
Burke, Jamie	.336	46	149	29	50	68	9	0	3	16	2	0	3	23	18	0	1	2	.456	.434
Carvajal, Jovino	.245	108	367	38	90	126	15	3	5	40	4	3	3	20	63	17	13	7	.343	.288
Christian, Eddie	.236	44	148	24	35	57	5	1	5	15	0	0	0	12	31	4	3	6	.385	.294
Colangelo, Mike	.362	26	105	13	38	47	7	1	0	9	1	0	2	13	18	2	1	1	.448	.442
Davanon, Jeff	.326	34	132	35	43	75	8	3	6	19	1	1	1	20	27	11	4	1	.568	.416
Decker, Steve	.284	64	225	51	64	132	19	2	15	51	0	7	3	44	38	0	0	7	.587	.398
Foster, Jim	.295	24	88	13	26	42	10	0	2	15	0	1	0	4	13	1	0	2	.477	.323
Foster, Jim	.289	35	114	17	33	50	11	0	2	18	0	2	0	8	15	1	0	5	.439	.331
Graves, Bryan	.400	2	5	2	2	3	1	0	0	1	0	0	1	1	2	0	0	0	.600	.571
Greene, Todd	.243	19	74	10	18	39	6	0	5	14	0	0	1	0	12	0	0	0	.452	.253
Hemphill, Bret	.313	74	246	29	77	116	16	1	7	31	7	2	4	31	58	1	0	8	.472	.396
Herrick, Jason	.208	25	72	6	15	21	3	0	1	7	0	0	0	1	27	0	2	0	.292	.219
Hutchins, Norm	.250	126	521	80	130	190	27	6	7	51	4	4	8	40	27	25	16	8	.365	.311
Johns, Keith	.208	81	236	32	49	71	9	2	3	26	1	2	2	26	38	2	0	8	.301	.289
Kieschnick, B.	.314	77	296	54	93	188	20	3	23	73	0	2	2	19	60	0	1	5	.635	.357
Luke, Matt	.429	6	21	7	9	28	2	1	5	15	0	0	0	6	4	0	0	1	.1333	.556
Luloloa, Keith	.285	115	396	54	113	150	23	1	4	46	4	2	5	44	53	7	7	14	.379	.362
Molina, Ben	.286	65	241	28	69	106	16	0	7	41	1	4	6	15	17	1	2	7	.440	.338
Pennyfeather, Will	.212	34	99	16	21	34	5	1	2	10	1	0	0	5	21	3	0	1	.343	.250
Perez, Tomas	.260	83	296	31	77	108	17	1	4	40	2	3	2	19	43	2	2	1	.365	.306
Pritchett, Chris	.279	96	348	60	97	150	15	1	12	45	1	2	3	47	70	1	1	7	.431	.368
Sheets, Andy	.289	12	45	6	13	16	1	1	0	4	2	0	0	2	11	0	1	0	.356	.319
Silvestri, Dave	.318	79	318	55	101	137	18	0	6	42	4	2	2	22	43	4	3	12	.431	.363
Stoner, Mike	.346	22	81	12	28	44	5	1	3	12	0	0	4	11	0	1	0	2	.543	.376
Stoner, Mike	.363	36	102	14	37	54	6	1	3	18	0	1	0	6	14	0	1	2	.529	.394
Tejero, Fausto	.294	5	17	3	5	8	0	0	1	2	0	0	0	3	3	0	0	0	.471	.400
Unroe, Tim	.386	10	44	10	17	39	5	1	5	18	0	0	0	5	9	0	0	0	.886	.449
Williams, Reggie	.314	35	137	25	43	72	9	1	6	31	0	2	0	16	29	3	2	4	.526	.381
Y'Heen, E.J.	.138	9	29	2	4	4	0	0	0	0	1	0	0	2	7	0	0	0	.138	.194

PITCHERS	W-L	PCT	ERA	G	GS	CG	SHO	GF	SV	IP	H	R	ER	HR	HB	BB	SO	WP	BK
Alvarez, Juan	0-3	.000	3.49	27	0	0	0	13	0	28.1	30	13	11	2	1	8	25	0	1
Borland, Toby	2-1	.667	7.00	21	0	0	0	10	0	27.0	31	24	21	5	3	23	34	2	0
Brow, Scott	1-6	.143	5.70	64	0	0	0	32	15	79.0	94	53	50	7	1	31	48	6	0
Burke, Jamie	1-0	1.000	0.00	1	0	0	0	1	0	3.0	1	0	0	0	0	1	3	0	0
Cooper, Brian	2-1	.667	3.77	5	5	0	0	0	0	31.0	30	17	13	0	1	10	32	1	0
Edsell, Geoff	1-4	.200	5.01	30	0	0	0	7	0	46.2	46	27	26	6	2	25	37	1	0
Etherton, Seth	0-2	.000	5.48	4	4	0	0	0	0	21.1	25	13	13	7	0	6	19	1	0
Fyhrie, Mike	9-5	.643	3.47	19	18	0	0	0	0	114.0	90	47	44	8	3	40	113	0	0
Hawblitzel, Ryan	4-4	.500	5.34	24	7	0	0	2	0	64.0	81	47	38	8	4	24	37	0	0
Herrick, Jason	0-0	.000	0.00	1	0	0	0	1	0	0.2	0	0	0	0	0	1	0	0	0
Holtz, Mike	2-1	.667	2.30	20	0	0	0	8	1	27.1	20	7	7	4	0	11	39	1	0
Jacobsen, Joe	0-1	.000	7.20	12	0	0	0	7	0	15.0	24	13	12	2	0	5	6	1	0
James, Mike	1-2	.333	8.64	8	1	0	0	0	0	8.1	16	14	8	3	1	2	3	1	0
Lomon, Kevin	7-8	.467	5.75	23	17	0	0	0	0	123.2	170	86	79	23	5	35	91	11	2
Lubozynski, Matt	0-0	.000	0.00	1	0	0	0	1	0	2.0	1	0	0	0	0	1	1	0	0
McDowell, Jack	1-0	1.000	5.73	2	2	0	0	0	0	11.0	12	7	7	1	0	3	2	0	0
Menhart, Paul	3-3	.500	6.80	9	9	0	0	0	0	42.1	58	34	32	10	1	14	21	0	0
Michalak, Chris	1-0	1.000	5.72	24	0	0	0	7	0	28.1	28	20	18	3	1	14	25	1	0
Mintz, Steve	4-3	.571	2.35	31	0	0	0	27	9	30.2	31	11	8	2	2	6	17	2	0
Montoya, Norm	4-1	.800	5.61	38	3	0	0	14	0	67.1	92	49	42	5	3	17	30	2	0
Morse, Paul	1-5	.167	7.11	10	9	0	0	1	0	49.1	64	44	39	10	1	34	30	6	1
Ortiz, Ramon	5-3	.625	4.05	9	9	0	0	0	0	53.1	46	26	24	7	2	19	64	6	2
Pote, Lou	7-9	.438	4.50	24	23	3	0	1	0	150.0	171	80	75	19	2	41	118	6	0
Schoeneweis, Scott	2-4	.333	7.64	9	7	0	0	0	0	35.1	58	35	30	6	3	12	29	4	0
Troutman, Keith	1-0	1.000	3.54	6	3	0	0	1	0	20.1	23	12	8	4	3	2	22	2	0
Washburn, Jarrod	1-5	.167	4.73	11	11	1	0	0	0	59.0	50	31	31	6	1	17	55	1	0
Williams, Shad	5-3	.625	3.72	16	11	1	0	1	0	75.0	73	36	31	9	1	19	35	2	0



SM

# 1999 Erie Sea Wolves

BATTERS	AVG	G	AB	R	H	TB	2B	3B	HR	RBI	SH	SF	HP	BB	SO	SB	CS	GI		
																		DP	SLG	OBP
Abbott, Chuck	.239	125	444	70	106	139	13	1	6	46	6	2	2	47	138	9	10	10	.313	.313
Barnes, Larry	.286	130	497	73	142	245	25	9	20	100	0	16	5	49	99	14	3	7	.493	.346
Betten, Randy	.150	7	20	3	3	5	0	1	0	1	1	0	0	7	3	0	0	0	.250	.150
Christian, Eddie	.283	53	205	29	58	80	11	1	3	27	8	1	0	20	34	14	3	5	.390	.345
Colangelo, Mike	.339	28	109	24	37	56	10	3	1	13	0	0	4	14	22	3	3	5	.514	.433
Dewey, Jason	.223	40	139	17	31	50	7	0	4	14	0	0	0	17	50	0	1	2	.360	.308
DiSarcina, Gary	.300	5	20	1	6	6	0	0	0	2	0	0	0	4	0	2	0	0	.300	.300
Durrington, Trent	.288	107	396	84	114	151	26	1	3	34	12	5	9	52	66	59	16	4	.381	.379
Foster, Jim	.250	4	16	2	4	8	1	0	1	3	0	0	0	2	0	0	0	1	.500	.333
Graves, Bryan	.194	37	103	22	20	27	2	1	1	8	3	0	2	32	32	1	0	1	.262	.394
Guiel, Jeff	.263	57	175	34	46	80	10	3	6	24	1	3	33	0	33	3	3	3	.457	.380
Haynes, Nathan	.158	5	19	3	3	4	1	0	0	0	0	0	1	5	5	0	0	2	.211	.360
Herrick, Jason	.167	25	78	9	13	26	5	1	2	6	1	1	0	8	28	1	0	2	.333	.241
Leggett, Adam	.167	24	72	8	12	15	0	0	1	6	1	1	0	21	14	2	3	2	.208	.351
Murphy, Nate	.267	104	359	48	96	171	17	8	14	56	4	2	3	54	85	6	5	7	.476	.366
Pennyfeather, W.	.205	11	39	4	8	9	1	0	0	4	0	1	0	5	13	1	2	0	.231	.289
Rapp, Travis	.250	3	8	1	2	3	1	0	0	0	0	0	2	4	0	0	0	0	.375	.400
Simonton, Benji	.242	62	182	13	44	59	10	1	1	19	2	1	2	28	55	4	3	6	.324	.347
Stoner, Mike	.339	14	62	10	21	34	4	0	3	15	0	0	0	2	8	0	1	0	.548	.359
Tejero, Fausto	.213	62	211	19	45	63	9	0	3	18	4	0	3	13	38	0	2	7	.299	.269
Tolentino, Juan	.252	136	489	61	123	179	19	5	9	61	8	2	2	47	116	47	14	7	.366	.319
Walther, Chris	.355	9	31	5	11	18	2	1	1	6	0	0	0	4	4	0	0	3	.581	.429
Wolff, Mike	.248	91	307	43	76	133	21	3	10	40	1	0	5	63	85	4	6	6	.433	.384
Wooten, Shawn	.292	137	518	70	151	237	27	1	19	88	1	8	10	50	102	3	1	12	.458	.360
†Hoen, E.J.	.203	56	187	18	38	58	12	1	2	21	5	1	3	13	52	6	2	4	.310	.265

PITCHERS	W-L	PCT	ERA	G	GS	CG	SHO	GF	SV	IP	H	R	ER	HR	HB	BB	SO	WP	BK
Anderson, Bill	1-1	.500	5.40	5	5	0	0	0	0	18.1	20	12	11	2	0	8	12	2	0
Beaumont, Matt	5-6	.455	4.73	32	12	0	0	6	1	106.2	97	64	56	13	7	59	76	3	3
Bovee, Mike	1-1	.500	1.32	26	0	0	0	23	12	34.0	26	6	5	2	2	5	33	0	0
Brown, Alvin	0-1	.000	6.75	6	0	0	0	4	2	6.2	9	6	5	0	2	7	6	3	0
Brown, Alvin	4-2	.667	6.55	13	6	0	0	4	2	33.0	38	28	24	0	3	24	21	9	1
Callier, Jeremy	0-0	.000	18.00	1	0	0	0	1	0	1.0	2	2	2	0	0	2	2	0	0
Cooper, Brian	10-5	.667	3.30	22	22	6	0	0	0	158.0	146	61	58	17	13	29	143	5	1
Cummings, Ryan	1-1	.500	5.09	3	3	0	0	0	0	17.2	18	12	10	3	3	10	7	0	0
Edsell, Geoff	2-3	.400	3.46	26	2	0	0	14	2	39.0	45	20	15	1	6	13	28	0	0
Etherton, Seth	10-10	.500	3.27	24	24	4	1	0	0	167.2	153	72	61	14	3	43	153	4	4
Green, Steve	3-1	.750	3.32	6	6	1	0	0	0	40.2	34	25	15	4	2	19	32	1	0
Hancock, Ryan	0-1	.000	5.27	8	0	0	0	3	1	13.2	23	8	8	2	0	2	6	1	0
Harriger, Mark	2-1	.667	4.70	6	6	0	0	0	0	30.2	31	16	16	4	0	15	13	4	0
Hill, Jason	1-2	.333	9.96	23	0	0	0	7	0	28.0	37	37	31	4	4	24	14	1	0
Johnson, Greg	0-0	.000	12.00	2	0	0	0	1	0	3.0	8	4	4	0	0	1	4	0	0
Mintz, Steve	1-1	.500	2.23	26	0	0	0	14	9	32.1	26	12	8	3	2	12	34	0	0
Morse, Paul	8-6	.571	3.33	15	14	2	0	0	0	97.1	83	44	36	9	5	54	52	10	1
Nina, Elvin	3-0	1.000	4.07	4	4	0	0	0	0	24.1	20	12	11	2	0	15	19	1	0
Ortiz, Ramon	9-4	.692	2.82	15	15	2	2	0	0	102.0	88	38	32	12	2	40	86	1	0
Petroff, Dan	0-0	.000	9.45	8	0	0	0	4	0	13.1	21	17	14	1	1	4	8	0	1
Salter, Cody	6-2	.750	4.10	27	3	0	0	8	0	52.2	65	29	24	2	4	14	16	3	1
Shields, Scot	4-4	.500	2.89	10	10	1	1	0	0	74.2	57	26	24	10	6	26	81	2	0
Troutman, Keith	5-4	.556	4.12	38	0	0	0	26	6	59.0	66	32	27	8	0	19	49	3	0
Wise, Matt	8-5	.615	3.77	16	16	3	0	0	0	98.0	102	48	41	10	4	24	72	1	0



SM

# 1999 Lake Elsinore Storm

BATTERS	GI																			
	AVG	G	AB	R	H	TB	2B	3B	HR	RBI	SH	SF	HP	BB	SO	SB	CS	DP	SLG	OBP
Betten, Randy	.327	15	52	11	17	22	2	0	1	7	0	0	1	3	10	3	0	2	.423	.375
Blakely, Darren	.251	124	510	88	128	222	38	10	12	63	1	4	20	36	159	23	13	3	.435	.323
Castro, Nelson	.250	125	444	68	111	154	16	12	1	50	5	4	3	36	75	53	18	5	.347	.308
Curtis, Matt	.261	126	460	72	120	201	26	2	17	76	0	6	2	68	84	2	2	8	.437	.354
Dewey, Jason	.322	66	242	48	78	131	23	0	10	31	0	2	2	30	62	0	0	8	.541	.399
DiSarcina, Gary	.083	4	12	0	1	1	0	0	0	1	0	0	1	0	0	0	0	0	.083	.154
Dougherty, Jeb	.260	115	381	66	99	141	13	4	7	45	4	3	10	54	68	35	13	11	.370	.364
Edmonds, Jim	.421	5	19	4	8	10	2	0	0	3	0	0	0	4	2	2	0	0	.526	.522
Freitas, Joe	.111	3	9	1	1	2	1	0	0	1	0	0	0	1	3	0	0	0	.222	.200
Graves, Bryan	.237	15	38	3	9	11	2	0	0	6	0	1	0	7	13	0	0	1	.289	.348
Guiet, Jeff	.328	15	58	12	19	36	4	2	3	12	0	0	0	11	18	2	1	0	.621	.435
Hagins, Steve	.262	40	141	21	37	65	14	1	4	22	0	1	5	5	39	2	1	3	.461	.309
Haynes, Nathan	.327	26	110	19	36	54	5	5	1	15	0	1	1	12	19	10	5	2	.491	.395
Haynes, Nathan	.319	61	254	47	81	111	12	6	2	29	2	4	29	46	22	15	3	.437	.394	
Hood, Jay	.235	102	374	48	88	121	14	5	3	43	5	6	2	24	81	8	9	7	.324	.281
Huisman, Jason	.275	91	346	50	95	127	17	3	3	43	0	4	8	24	64	10	4	8	.367	.332
Johnson, Patrick	.205	26	78	7	16	19	0	0	1	6	2	0	0	10	26	0	0	1	.244	.295
Kennedy, Gus	.204	29	93	13	19	33	5	0	3	13	0	1	0	15	25	4	1	3	.355	.312
Leggett, Adam	.243	57	185	19	45	68	14	0	3	25	2	2	2	20	30	6	3	3	.368	.321
Lopez, Norberto	.000	2	4	0	0	0	0	0	0	0	0	0	0	2	0	0	0	0	.000	.000
Luke, Matt	.340	13	53	10	18	29	5	3	0	7	0	0	0	1	7	14	2	0	.547	.426
Mott, Bill	.318	25	88	16	28	38	5	1	1	12	2	2	1	10	18	6	3	1	.432	.386
Murphy, Nate	.355	28	107	21	38	63	8	1	5	20	0	1	2	11	27	9	4	0	.589	.421
Rapp, Travis	.176	12	34	2	6	8	2	0	0	1	0	0	1	2	14	0	0	0	.235	.243
Rodriguez, Juan	.302	86	315	54	95	137	12	6	6	50	4	1	2	32	70	7	4	5	.435	.369
Ross, Justin	.258	22	66	10	17	22	3	1	0	5	0	2	0	16	16	2	1	2	.333	.393
Salmon, Tim	.600	1	5	0	3	5	2	0	0	2	0	0	0	0	1	0	0	0	1.000	.600
Simonton, Benji	.370	49	184	39	68	110	14	2	8	48	0	2	2	29	52	0	0	3	.598	.456
Stuart, Rich	.186	11	43	3	8	11	1	1	0	3	0	0	1	1	11	1	2	0	.256	.222
Walther, Chris	.295	100	380	48	112	151	26	2	3	60	1	6	0	27	31	3	3	15	.397	.337

PITCHERS	W-L	PCT	ERA	G	GS	CG	SHO	GF	SV	IP	H	R	ER	HR	HB	BB	SO	WP	BK
Brooks, Jacob	3-3	.500	7.12	27	0	0	0	15	4	36.2	38	33	29	7	1	29	43	9	1
Callier, Jeremy	5-3	.625	3.86	34	7	0	0	9	2	95.2	107	48	41	5	3	33	69	6	1
Cowsill, Brandon	4-10	.286	5.37	27	20	4	1	2	1	125.2	155	87	75	17	5	36	62	3	0
Cummings, Ryan	3-1	.750	3.28	7	7	0	0	0	0	46.2	43	19	17	3	4	15	41	1	0
Duarte, Renney	0-1	.000	6.43	3	3	0	0	0	0	14.0	22	13	10	2	1	8	6	0	1
Emanuel, Brandon	0-2	.000	5.14	2	2	0	0	0	0	14.0	15	11	8	1	1	7	12	0	0
Fish, Steve	11-11	.500	4.90	32	29	5	2	0	0	196.2	220	125	107	17	10	72	180	15	2
Gangemi, Joe	3-11	.214	7.16	21	15	1	0	2	0	81.2	118	81	65	10	5	41	55	7	0
Green, Steve	7-6	.538	3.95	19	19	4	4	0	0	120.2	130	70	53	9	6	37	91	1	3
Hill, Jason	0-2	.000	13.06	10	0	0	0	5	2	10.1	16	19	15	3	3	12	12	2	0
James, Mike	0-0	.000	5.79	3	3	0	0	0	0	9.1	12	6	6	0	1	0	6	0	0
Johnson, Greg	4-4	.500	3.21	39	5	1	0	12	1	81.1	83	36	29	5	0	15	63	7	1
Lubozynski, Matt	1-1	.500	2.31	30	0	0	0	15	3	39.0	35	12	10	1	0	17	18	4	1
McDowell, Jack	0-1	.000	7.36	1	1	0	0	0	0	7.1	11	7	6	2	0	1	7	0	0
Morrison, Cody	4-8	.333	5.32	45	0	0	0	27	3	67.2	65	57	40	2	11	50	64	7	1
Perozo, Felix	0-5	.000	5.70	32	0	0	0	23	2	36.1	44	26	23	3	2	18	23	5	0
Pipes, Joey	1-0	1.000	1.69	2	2	1	0	0	0	16.0	16	3	3	1	0	4	19	0	1
Rodriguez, Juan	0-0	.000	0.00	1	0	0	0	1	0	1.0	0	0	0	0	0	1	0	0	0
Salter, Cody	1-0	1.000	4.91	7	2	0	0	0	0	22.0	27	12	12	0	2	8	9	3	1
Shepherd, Alvie	0-0	.000	15.88	5	0	0	0	2	0	5.2	11	11	10	2	2	3	6	2	0
Shields, Scot	10-3	.769	2.52	24	9	2	1	6	1	107.1	91	37	30	1	5	39	113	6	1
Stephens, Jason	3-3	.500	4.19	15	11	1	0	0	0	68.2	84	39	32	6	2	24	66	2	0



SM

# 1999 Cedar Rapids KERNELS

BATTERS	AVG	G	AB	R	H	TB	2B	3B	HR	RBI	SH	SF	HP	BB	SO	SB	CS	GI		
																		DP	SLG	OBP
Ahlers, Steve	.265	74	260	27	69	79	5	1	1	29	3	3	1	30	44	15	9	6	304	.340
Christensen, Mike	.282	127	504	68	142	236	36	2	18	71	0	4	5	42	102	1	2	12	468	.341
Condon, Mike	.122	13	41	2	5	5	0	0	0	1	0	0	1	3	7	0	0	0	122	.200
Croud, Will	.231	87	281	39	65	92	11	5	2	31	3	5	2	46	44	5	5	8	327	.338
Delgado, Ariel	.259	102	359	52	93	131	27	1	3	47	4	5	5	29	63	14	1	8	365	.319
Diaz, Angel	.242	81	281	43	68	111	11	1	10	42	0	0	6	34	85	0	3	4	395	.336
Diaz, Michael	.181	25	72	12	13	14	1	0	0	6	1	3	0	14	22	3	1	1	194	.303
Downing, Brad	.234	13	47	7	11	20	3	0	2	7	0	0	1	3	10	0	0	1	426	.294
Encarnacion, B.	.262	57	206	28	54	64	3	2	1	23	6	2	0	11	33	4	2	8	311	.297
Gastelum, Carlos	.227	19	66	8	15	16	1	0	0	8	1	0	0	6	5	2	2	1	242	.292
Gay, Dennis	.191	16	47	4	9	12	3	0	0	8	1	1	2	4	14	0	0	0	255	.278
Guzman, Elpidio	.274	130	526	74	144	208	26	13	4	48	5	3	2	41	84	52	17	11	395	.327
Hill, Jason	.287	111	390	59	112	161	22	0	9	52	4	5	12	36	59	3	2	5	413	.361
Knight, Marcus	.216	132	462	69	100	161	20	7	9	52	1	2	6	61	97	21	8	5	348	.315
Lopez, Norberto	.167	2	6	0	1	1	0	0	0	1	0	0	0	1	2	0	0	0	167	.286
Medosch, Keith	.125	20	40	4	5	5	0	0	0	0	0	0	1	9	15	0	1	0	125	.300
Oliver, Bill	.062	21	61	6	5	9	1	0	1	1	0	0	3	6	28	0	0	1	148	.200
Oliver, Brian	.274	86	252	43	69	105	16	1	6	29	4	4	6	26	30	12	1	3	417	.351
Pond, Ryan	.246	44	167	18	41	65	12	0	4	21	3	1	2	11	34	2	1	2	389	.298
Rapp, Travis	.189	14	37	6	7	13	3	0	1	8	0	1	2	2	16	0	0	0	351	.262
Ross, Justin	.288	51	184	43	53	76	14	0	3	23	0	0	1	53	30	10	3	5	413	.450
Stuart, Rich	.288	67	250	46	72	137	16	2	15	55	0	0	2	30	53	8	4	5	548	.369
Ticon, Kevin	.284	27	88	8	25	32	4	0	1	10	1	0	3	8	24	0	1	4	364	.364

PITCHERS	W-L	PCT	ERA	G	GS	CG	SHO	GF	SV	IP	H	R	ER	HR	HB	BB	SO	WP	BK
Cummings, Ryan	5-8	.385	4.39	19	19	3	1	0	0	121.0	104	69	59	14	6	35	97	18	2
Demouy, Chris	2-1	.667	2.40	46	0	0	0	28	16	48.2	39	18	13	3	0	28	51	8	0
Dobson, Dwayne	1-7	.125	8.51	22	6	0	0	2	0	61.1	94	75	58	6	9	43	31	7	2
Duarte, Renney	6-11	.353	4.75	31	18	3	2	4	1	132.2	145	81	70	19	2	33	102	5	1
Emanuel, Brandon	7-12	.368	4.47	23	23	5	0	0	0	153.0	173	92	76	16	4	50	88	9	1
Ferrier, Shayne	0-0	.000	5.06	7	0	0	0	4	0	10.2	11	10	6	1	2	8	8	3	1
Frehill, Mike	0-0	.000	11.57	2	0	0	0	1	0	2.1	2	3	3	0	1	4	2	0	1
Gangemi, Joe	1-2	.333	3.58	5	5	0	0	0	0	27.2	37	17	11	4	1	13	23	2	0
Gilich, Denny	3-7	.300	4.22	51	0	0	0	19	2	64.0	62	36	30	5	11	31	79	4	2
Harwas, Oliver	3-4	.429	5.61	37	0	0	0	16	2	51.1	50	40	32	3	9	29	37	12	0
Hundley, Jeff	9-9	.500	4.04	25	25	6	1	0	0	158.0	163	99	71	17	8	62	140	10	2
Jacobs, Greg	2-5	.286	4.44	36	10	0	0	10	1	105.1	108	62	52	7	5	37	106	8	1
Jones, Greg	2-4	.333	3.83	34	0	0	0	29	13	40.0	37	18	17	5	0	13	41	5	0
Parker, Allan	0-0	.000	54.00	1	0	0	0	0	0	1.0	7	6	6	1	0	0	0	0	0
Pipes, Joey	4-1	.800	2.95	7	6	1	0	1	0	42.2	45	24	14	1	4	11	23	2	1
Shepherd, Alvie	0-0	.000	4.70	6	0	0	0	3	0	7.2	4	5	4	0	0	8	5	0	0
Suarez, Luis	1-1	.500	7.00	4	4	0	0	0	0	18.0	25	19	14	3	1	9	15	2	0



SM

# 1999 Boise Hawks

BATTERS	AVG	G	AB	R	H	TB	2B	3B	HR	RBI	SH	SF	HP	BB	SO	SB	CS	GI		SLG	OBP
																		DP	DP		
Amezaga, Alfredo	.322	48	205	52	66	86	6	4	2	29	3	1	5	23	29	14	3	7	420	.402	.402
Barski, Chris	.348	53	184	39	64	96	14	0	6	39	0	3	4	30	44	1	0	3	522	.443	.443
Bikowski, Scott	.297	65	246	59	73	101	22	0	2	45	3	1	5	46	42	11	4	3	411	.416	.416
Boeth, Timothy	.296	51	169	36	50	71	11	2	2	22	0	4	4	24	21	9	6	3	420	.388	.388
Doudt, Anthony	.242	23	62	9	15	25	4	0	2	12	0	3	0	6	17	0	0	2	403	.295	.295
Gay, Dennis	.242	10	33	5	8	10	2	0	0	5	0	1	1	3	6	0	0	0	303	.316	.316
Gregorio, Thomas	.296	52	186	29	55	82	10	1	5	36	0	2	2	11	33	0	1	3	441	.338	.338
Hart, Dickie	.000	4	2	0	0	0	0	0	0	0	0	0	0	0	2	0	0	0	000	.000	.000
Johnson, Gary	.314	71	264	56	83	108	17	1	2	48	0	3	2	34	44	6	2	6	409	.393	.393
Kelleher, Pat	.176	9	17	4	3	5	2	0	0	2	2	0	0	8	4	3	0	0	294	.440	.440
Kelley, Casey	.307	61	205	45	63	104	12	4	7	37	0	1	1	32	60	2	1	3	457	.402	.402
Lombardi, D.	.292	6	24	1	7	9	2	0	0	5	0	0	0	2	3	0	0	1	375	.346	.346
Lopez, Norberto	.231	5	13	1	3	4	1	0	0	0	0	0	0	2	5	0	0	0	308	.333	.333
O'Keefe, Michael	.326	72	264	52	86	128	13	1	9	70	0	5	6	54	41	4	1	7	485	.444	.444
Palmieri, Jon	.325	48	151	34	49	69	10	2	2	31	0	4	6	17	10	4	4	3	457	.404	.404
Quinlan, Robb	.322	73	295	51	95	144	20	1	9	77	0	1	4	35	52	5	3	5	488	.400	.400
Santos, Jose	.000	1	1	0	0	0	0	0	0	0	0	0	0	0	0	0	0	0	000	.000	.000
Seever, Brian	.320	36	103	32	33	40	5	1	0	7	1	1	1	21	27	14	3	1	388	.437	.437
Shaffer, Josh	.209	66	225	46	47	61	11	0	1	21	4	0	0	30	65	3	4	6	271	.302	.302
Ticen, Kevin	.292	14	48	5	14	19	5	0	0	9	0	1	3	3	10	1	0	3	396	.364	.364

PITCHERS	W-L	PCT	ERA	G	GS	CG	SHO	GF	SV	IP	H	R	ER	HR	HB	BB	SO	WP	BK
Berryman, Chad	1-1	.500	2.35	24	0	0	0	11	1	46.0	34	16	12	4	2	13	42	8	2
Brummett, Sean	1-2	.333	6.68	17	3	0	0	2	0	32.1	41	25	24	3	1	12	26	1	0
Crawford, Wesley	5-1	.833	2.21	11	9	2	0	0	0	61.0	52	23	15	3	1	17	54	6	0
Diaz, Zach	1-2	.333	2.43	17	0	0	0	4	2	29.2	36	11	8	0	1	7	24	1	0
Ebanks, Palmer	6-3	.667	3.94	27	0	0	0	13	3	48.0	44	23	21	4	3	22	53	2	0
Fernier, Shayne	0-0	.000	27.00	4	0	0	0	3	0	3.1	9	10	10	2	1	4	2	1	0
Glysch, Craig	3-4	.429	3.62	22	0	0	0	11	2	32.1	30	15	13	1	2	7	28	0	0
Grzlovski, Ben	0-1	.000	2.16	14	0	0	0	14	7	16.2	11	5	4	2	0	3	20	0	0
Haworth, Brent	0-0	.000	6.75	15	0	0	0	4	0	20.0	30	26	15	2	1	14	14	4	1
Hurtado, Ed	0-0	.000	18.00	4	0	0	0	0	0	4.0	8	9	8	2	0	3	3	2	0
LaCorte, Vince	2-6	.250	5.40	11	9	0	0	1	0	50.0	64	38	30	5	3	15	32	5	1
Lackey, John	6-2	.750	4.98	15	15	1	0	0	0	81.1	81	59	45	7	8	50	77	14	1
Mendoza, Mario	8-2	.800	5.49	15	15	0	0	0	0	78.2	93	58	48	5	7	29	47	9	2
Moore, Greg	2-2	.500	5.02	10	4	0	0	2	0	28.2	39	22	16	6	1	6	24	1	1
Padilla, Charly	1-0	1.000	7.23	10	0	0	0	4	0	18.2	21	16	15	4	0	13	14	0	1
Rodriguez, Francisco	1-0	1.000	5.40	1	1	0	0	0	0	5.0	3	4	3	0	0	1	6	0	0
Schreyer, Brett	0-0	.000	1.08	9	0	0	0	4	2	8.1	6	5	1	0	1	7	8	0	0
Suarez, Felipe	1-2	.333	6.07	5	5	0	0	0	0	29.2	32	26	20	2	4	11	33	2	0
Sullivan, Luke	0-0	.000	13.50	2	0	0	0	0	0	1.1	2	2	2	1	0	2	1	1	0



SM

# 1999 Butte Copper Kings

BATTERS	AVG	G	AB	R	H	TB	2B	3B	HR	RBI	SH	SF	HP	BB	SO	SB	CS	GI		
																		DP	SLG	OBP
Amezaga, Alfredo	.294	8	34	11	10	12	2	0	0	5	0	0	1	5	5	6	2	0	.353	.400
Curtis, Bill	.319	66	238	40	76	114	18	1	6	46	0	2	5	35	58	0	2	4	.479	.414
Diaz, Michael	.327	14	49	22	16	17	1	0	0	2	0	0	1	15	7	11	2	1	.347	.492
Duran, Francisco	.249	53	209	39	52	66	6	1	2	43	3	6	3	26	40	8	4	1	.316	.332
Duverge, Alcides	.213	26	89	12	19	29	3	2	1	9	1	0	2	5	28	1	1	1	.326	.271
Gastelum, Carlos	.261	58	211	37	55	71	12	2	0	28	4	3	4	22	28	11	5	6	.336	.338
Gosewisch, Chip	.246	55	207	29	51	68	10	2	1	30	1	3	1	12	43	0	2	6	.329	.287
Hills, Christopher	.217	31	92	15	20	23	3	0	0	13	2	2	5	8	30	2	1	0	.250	.308
Jackson, Brandon	.279	22	68	16	19	32	2	1	3	13	2	0	3	10	28	3	1	1	.471	.395
Lindsey, Cordell	.341	63	255	72	87	154	23	7	10	58	0	1	4	23	46	13	4	5	.604	.403
Lopez, Norberto	.118	8	17	1	2	2	0	0	0	0	0	0	1	0	8	0	0	0	.118	.167
Martin, Brandon	.246	45	142	22	35	50	4	4	1	21	2	1	1	23	40	11	4	3	.352	.353
Orgili, Peter	.323	58	217	43	70	95	8	1	5	36	0	2	12	26	38	0	0	6	.438	.420
Ortiz, Miguel	.387	31	124	24	48	80	8	3	6	29	1	0	0	2	19	3	3	3	.645	.397
Pichardo, Gilberto	.234	41	137	32	32	54	6	2	4	16	2	1	3	9	39	2	0	4	.394	.293
Sharp, Preston	.327	26	98	25	32	46	3	4	1	12	2	1	1	11	15	9	2	0	.469	.396
Templeton, Garry	.204	33	93	16	19	19	0	0	0	11	2	1	3	8	28	4	1	0	.204	.286
Wagner, Jeffrey	.382	8	34	7	13	23	4	0	2	10	0	0	0	0	5	0	0	2	.676	.382
Welch, Ed	.344	31	122	29	42	50	4	2	0	19	0	0	0	18	30	24	6	0	.410	.429
White, Gregory	.327	55	205	37	67	113	15	2	9	47	0	3	4	26	50	1	2	5	.551	.408

PITCHERS	W-L	PCT	ERA	G	GS	CG	SHO	GF	SV	IP	H	R	ER	HR	HB	BB	SO	WP	BK
Brunet, Michael	1-0	1.000	1.69	9	0	0	0	6	3	10.2	8	2	2	1	0	4	12	1	0
Bukowski, Stan	1-2	.333	3.21	10	5	0	0	1	0	28.0	26	13	10	0	3	16	29	1	1
Easton, Eric	0-1	.000	12.00	16	0	0	0	5	0	18.0	29	37	24	3	0	20	18	4	0
Flading, Cameron	1-0	1.000	7.24	20	0	0	0	4	0	27.1	39	26	22	0	7	17	19	6	0
Franke, Aaron	4-5	.444	4.35	15	15	0	0	0	0	78.2	76	52	38	6	2	32	69	8	1
Gomez, Odalis	2-7	.222	10.22	22	5	0	0	6	0	37.0	44	58	42	3	5	50	42	11	3
Harris, J.T.	3-4	.429	4.35	23	0	0	0	8	0	39.1	43	25	19	3	2	13	34	5	0
Harris, Julian	2-9	.182	8.38	17	16	0	0	0	0	81.2	132	95	76	7	2	36	67	15	0
Haworth, Brent	0-0	.000	10.38	5	0	0	0	3	1	4.1	4	6	5	0	2	4	3	0	0
Matias, Adalberto	3-2	.600	7.85	17	7	0	0	0	0	47.0	68	47	41	3	10	23	27	11	2
McClain, Kevin	4-5	.444	8.95	18	11	0	0	1	0	58.1	85	67	58	13	10	28	51	9	0
Nebel, Jeffrey	3-2	.600	4.06	29	0	0	0	23	5	31.0	34	15	14	2	4	12	26	7	0
Rodriguez, Francisco	1-1	.500	3.31	12	9	1	0	0	0	51.2	33	21	19	1	3	21	69	10	3
Sanchez, Sinuhe	3-3	.500	5.94	27	0	0	0	5	2	36.1	52	36	24	5	3	11	33	5	0
Schroyer, Brett	0-0	.000	2.53	10	0	0	0	7	0	10.2	9	3	3	0	0	9	6	4	0
Wakefield, Doug	0-0	.000	4.15	3	0	0	0	3	0	4.1	5	2	2	2	0	1	3	0	0
Warren, Joshua	2-0	1.000	10.93	14	0	0	0	2	1	28.0	44	38	34	6	4	16	16	3	0



SM

# Organizational Players

## Charles (Chuck) Anthony Abbott

INF

AGE: 25 BORN: Jan. 26, 1975 in Chicago, IL RESIDES: Schaumburg, IL HT.: 6-1 WT.: 180

BATS & THROWS: Right ACQUIRED: Selected in second round of June, 1996 free agent draft

Year	Club	AVG	G	AB	R	H	2B	3B	HR	RBI	BB	SO	SB
1996	Boise	.198	70	268	41	53	9	2	0	20	24	59	11
1997	Cedar Rapids	.231	133	520	86	120	21	5	7	54	62	170	31
1998	Midland	.263	132	525	74	138	21	9	2	62	38	135	16
1999	Erie	.239	125	444	70	106	13	1	6	46	47	138	9

SIGNED BY: John Burden

HIGH SCHOOL: Schaumburg (IL)

COLLEGE: Austin Peay State University (TN)

## Steven M. Ahlers

INF

AGE: 21 BORN: Nov. 18, 1978 in Walnut Creek, CA RESIDES: Livermore, CA HT.: 6-0 WT.: 175

BATS & THROWS: Right ACQUIRED: Selected in 53rd round of June, 1997 free agent draft

Year	Club	AVG	G	AB	R	H	2B	3B	HR	RBI	BB	SO	SB
1997	—												
Did Not Play													
1998	Butte	.206	61	214	35	44	7	0	0	25	33	37	6
1999	Cedar Rapids	.265	74	260	27	69	5	1	1	29	30	44	15

SIGNED BY: Tom Davis

HIGH SCHOOL: Livermore (CA)

## Alfredo Amezaga

INF

AGE: 22 BORN: Jan. 16, 1978 in Obregon, Sonora, Mexico RESIDES: Sonora, Mexico HT.: 5-10 WT.: 165

BATS & THROWS: Right ACQUIRED: Selected in 13th round of June, 1999 free agent draft

Year	Club	AVG	G	AB	R	H	2B	3B	HR	RBI	BB	SO	SB
1998	Butte	.294	8	34	11	10	2	0	0	5	5	5	6
1999	Boise	.322	48	205	52	66	6	4	2	29	23	29	14

SIGNED BY: Tom Kotchman

HIGH SCHOOL: Miami (FL)

COLLEGE: St. Petersburg JC (FL)

## Jose Ricardo Arias

OF

AGE: 18 BORN: Sept. 4, 1981 in San Antonio De Maturin, Venezuela RESIDES: Monagas, Venezuela

HT.: 6-1 WT.: 150 BATS & THROWS: Right ACQUIRED: Signed as free agent Sept. 15, 1998

Year	Club	AVG	G	AB	R	H	2B	3B	HR	RBI	BB	SO	SB
1998	—												
Did Not Play													
1999	—												
Did Not Play													

SIGNED BY: J. Leiva and G. Lauzerique

HIGH SCHOOL: Manuel Saturnino Pemalver (VEN)

## Almonzo Banks

OF

AGE: 18 BORN: May 28, 1981 in Washington, D.C. RESIDES: Washington, D.C.

HT.: 6-1 WT.: 190 BATS & THROWS: Right ACQUIRED: Signed as free agent Aug. 15, 1999

Year	Club	AVG	G	AB	R	H	2B	3B	HR	RBI	BB	SO	SB
1999	—												
Did Not Play													

SIGNED BY: Darrell Miller

HIGH SCHOOL: Dunbar (DC)

## Chris D. Barski

C

AGE: 22 BORN: Jan. 14, 1978 in Burnaby, BC, Canada RESIDES: Langley, BC, Canada

HT.: 6-2 WT.: 210 BATS & THROWS: Right ACQUIRED: Selected in 11th round of June 1999, free agent draft

Year	Club	AVG	G	AB	R	H	2B	3B	HR	RBI	BB	SO	SB
1999	Boise	.348	53	184	39	64	14	0	6	39	30	44	1

SIGNED BY: Darrell Miller

HIGH SCHOOL: Brookwood (BC)

COLLEGE: New Mexico State University

## Simon E. Basanta

OF

AGE: 18 BORN: Sept. 4, 1981 in San Antonio De Maturin, Venezuela RESIDES: Monagas, Venezuela

HT.: 6-1 WT.: 150 BATS & THROWS: Right ACQUIRED: Signed as free agent Aug. 27, 1998

Year	Club	AVG	G	AB	R	H	2B	3B	HR	RBI	BB	SO	SB
1998	—												
Did Not Play													
1999	—												
Did Not Play													

SIGNED BY: J. Leiva and G. Lauzerique

## Yermin S. Bautista

C

AGE: 18 BORN: July 6, 1981 in Zani, DR RESIDES: Zani, DR HT.: 6-2 WT.: 175

BATS & THROWS: Right ACQUIRED: Signed as free agent Jan 12, 1998

Year	Club	AVG	G	AB	R	H	2B	3B	HR	RBI	BB	SO	SB
1998	DSL	.295	40	122	11	36	5	0	1	18	16	14	0
1998	DSL	.192	37	104	13	20	3	1	2	16	24	19	2

SIGNED BY: Jose Gomez

# Organizational Players

## Matthew R. Beaumont

LHP

AGE: 26 BORN: April 22, 1973 in Wadsworth, OH RESIDES: Rittman, OH HT.: 6-3 WT.: 210

BATS & THROWS: Left ACQUIRED: Signed as free agent July 8, 1994

Year	Club	W-L	ERA	G	GS	CG	SHO	SV	IP	H	R	ER	BB	SO
1994	Boise	3-3	3.52	12	10	0	0	0	64.0	52	27	25	22	77
1995	Lake Elsinore	16-9	3.29	27	26	0	0	0	175.1	162	80	64	57	149
1996	Midland	7-16	5.85	28	28	2	0	0	161.2	198	124	105	71	132
1997	Midland	0-2	25.14	4	3	0	0	0	9.2	24	27	27	10	11
	Lake Elsinore	0-0	6.75	1	1	0	0	0	1.1	2	1	1	1	1
1998	Midland	9-12	4.20	34	18	1	0	1	128.2	124	81	60	67	107
1999	Erie	5-6	4.73	32	12	0	0	6	106.2	97	64	56	59	76

SIGNED BY: John Burden

HIGH SCHOOL: Rittman (OH)

COLLEGE: Ohio State University

## Dustin M. Bergman

LHP

AGE: 22 BORN: Feb. 1, 1978 in Carson City, NV RESIDES: Carson City, NV HT.: 6-4 WT.: 200

BATS & THROWS: Left ACQUIRED: Selected in 6th round of June, 1999 free agent draft

Year	Club	W-L	ERA	G	GS	CG	SHO	SV	IP	H	R	ER	BB	SO
1999	Boise	5-5	6.54	15	15	0	0	0	74.1	102	58	54	18	46

SIGNED BY: Jack Uhey

HIGH SCHOOL: Carson City (NV)

COLLEGE: University of Hawaii

## William Chad Berryman

RHP

AGE: 23 BORN: Aug. 2, 1976 in Concord, NC RESIDES: Kannapolis, NC HT.: 6-3 WT.: 190

BATS & THROWS: Right ACQUIRED: Selected in 22nd round of June, 1998 free agent draft

Year	Club	W-L	ERA	G	GS	CG	SHO	SV	IP	H	R	ER	BB	SO
1998	Bulle	0-4	12.10	11	8	0	0	0	38.2	85	63	52	15	24
1999	Boise	1-1	2.35	24	0	0	0	1	46.0	34	16	12	13	42

SIGNED BY: Tom Burns

HIGH SCHOOL: A.L. Brown (NC)

COLLEGE: Virginia Commonwealth (VA)

## Randall Scott Betten

INF

AGE: 28 BORN: July 28, 1971 in Highland, CA RESIDES: Highland, CA HT.: 5-11 WT.: 170

BATS & THROWS: Right ACQUIRED: Selected in 26th round of June, 1995 free agent draft

Year	Club	AVG	G	AB	R	H	2B	3B	HR	RBI	BB	SO	SB
1995	Cedar Rapids	.233	36	60	8	14	2	0	0	4	13	8	8
1996	Lake Elsinore	.259	74	274	32	71	15	3	3	34	22	49	11
	Midland	.171	28	82	5	14	2	0	0	5	5	19	3
1997	Lake Elsinore	.345	35	116	18	40	5	2	2	27	16	29	7
	Midland	.291	57	220	39	64	13	3	3	24	22	45	7
	Vancouver	.279	23	61	9	17	4	0	1	12	7	21	1
1998	Vancouver	.100	10	10	1	1	1	0	0	2	2	2	1
	Midland	.230	76	209	30	48	16	2	2	19	18	50	3
1999	Edmonton	.379	12	29	5	11	1	0	0	3	0	5	0
	Erie	.150	7	20	3	3	0	1	0	1	0	7	3
	Lake Elsinore	.327	15	52	11	17	2	0	1	7	3	10	3

SIGNED BY: Kris Kline

HIGH SCHOOL: New Life (CA)

COLLEGE: Arizona State University

## Scott T. Bikowski

OF

AGE: 23 BORN: Feb. 12, 1977 in Hartford, CT RESIDES: Suffield, CT HT.: 6-0 WT.: 185

BATS & THROWS: Left ACQUIRED: Selected in 17th round of June, 1999 free agent draft

Year	Club	AVG	G	AB	R	H	2B	3B	HR	RBI	BB	SO	SB
1999	Boise	.297	65	246	59	73	22	0	2	45	46	42	11

SIGNED BY: Tom Kotchman

HIGH SCHOOL: Suffield (CT)

COLLEGE: Florida Southern

## Timothy A. Boeth

INF

AGE: 23 BORN: Nov. 3, 1976 in St. Louis, MO RESIDES: Tallahassee, FL HT.: 6-0 WT.: 185

BATS: Right THROWS: Right ACQUIRED: Selected in 33rd round of June, 1999 free agent draft

Year	Club	AVG	G	AB	R	H	2B	3B	HR	RBI	BB	SO	SB
1999	Boise	.296	51	169	36	50	11	2	2	22	24	21	9

SIGNED BY: Tom Kotchman

HIGH SCHOOL: Leon (FL)

COLLEGE: Central Florida

# Organizational Players

## Patrick F. Bowen

RHP

AGE: 23 BORN: Feb. 28, 1977 in Providence, RI RESIDES: Millersville, MD HT.: 6-3 WT.: 220

BATS & THROWS: Right ACQUIRED: Selected in 34th round of June, 1999 free agent draft

Year	Club	W-L	ERA	G	GS	CG	SHO	SV	IP	H	R	ER	BB	SO
1999	Butte	2-2	7.64	20	7	0	0	0	55.1	81	59	47	35	48

SIGNED BY: Tom Kotchman

HIGH SCHOOL: Mt. St. Joseph (MD)

COLLEGE: St. Leo (FL)

## Douglas W. Bridges

LHP

AGE: 23 BORN: July 20, 1976 in Columbia, SC RESIDES: Columbia, SC HT.: 6-2 WT.: 185

BATS & THROWS: Left ACQUIRED: Selected in 17th round of June, 1998 free agent draft

Year	Club	W-L	ERA	G	GS	CG	SHO	SV	IP	H	R	ER	BB	SO
1998	Boise	6-2	2.98	15	15	0	0	0	81.2	73	37	27	35	63
1999	Cedar Rapids	15-5	3.59	22	22	3	2	0	150.1	136	67	60	45	128
	Lake Elsinore	3-2	4.33	5	5	2	0	0	35.1	42	19	17	11	34

SIGNED BY: Tom Kotchman

HIGH SCHOOL: Spring Valley (SC)

COLLEGE: Embry Riddle University (FL)

## Jacob C. Brooks

RHP

AGE: 22 BORN: March 23, 1978 in Ottawa, IL RESIDES: Largo, FL HT.: 6-1 WT.: 175

BATS & THROWS: Right ACQUIRED: Selected in 23rd round of June, 1998 free agent draft

Year	Club	W-L	ERA	G	GS	CG	SHO	SV	IP	H	R	ER	BB	SO
1998	Butte	2-7	7.08	28	3	0	0	4	54.2	64	53	43	39	63
1999	Lake Elsinore	3-3	7.12	27	0	0	0	4	36.2	7	33	29	29	43

SIGNED BY: Tom Kotchman

HIGH SCHOOL: East Lake (FL)

COLLEGE: Polk Community College (FL)

## Sean Brummett

LHP

AGE: 22 BORN: Jan. 10, 1978 in Lafayette, IN RESIDES: Brookston, IN HT.: 6-0 WT.: 200

BATS & THROWS: Left ACQUIRED: Selected in 15th round of June, 1999 free agent draft

Year	Club	W-L	ERA	G	GS	CG	SHO	SV	IP	H	R	ER	BB	SO
1997														
					Did Not Play									
1998	Boise	0-0	10.80	4	0	0	0	0	3.1	4	4	4	3	4
1999	Butte	1-0	1.69	9	0	0	0	3	10.2	8	2	2	4	12

SIGNED BY: John Burden

HIGH SCHOOL: Frontier (IN)

COLLEGE: Indiana State

## Michael A. Brunet

RHP

AGE: 23 BORN: Mar. 5, 1977 in Tampa, FL RESIDES: Land O'Lakes, FL HT.: 6-2 WT.: 165

BATS & THROWS: Right ACQUIRED: Selected in fifth round of June, 1997 free agent draft

Year	Club	W-L	ERA	G	GS	CG	SHO	SV	IP	H	R	ER	BB	SO
1997														
					Did Not Play									
1998	Boise	0-0	10.80	4	0	0	0	0	3.1	4	4	4	3	4
1999	Butte	1-0	1.69	9	0	0	0	3	10.2	8	2	2	4	12

SIGNED BY: Tom Kotchman

HIGH SCHOOL: Lando Lakes (FL)

COLLEGE: Pasco-Hernando CC (FL)

## Lorenzo G. Buelna

OF

AGE: 19 BORN: Jan. 24, 1981 in Obregon, Mexico RESIDES: Obregon, Mexico HT.: 5-11 WT.: 180

BATS & THROWS: Right ACQUIRED: Signed as free agent Jan 12, 1999

Year	Club	AVG	G	AB	R	H	2B	3B	HR	RBI	BB	SO	SB
1999	DSL	.270	66	263	47	71	12	1	2	36	33	34	18

SIGNED BY: Felipe Gutierrez

## Stanislaw (Stan) W. Bukowski

RHP

AGE: 18 BORN: Sept. 16, 1981 in Chicago, IL RESIDES: Clearwater, FL HT.: 6-4 WT.: 220

BATS & THROWS: Right ACQUIRED: Selected in fourth round of the June, 1999 free agent draft

Year	Club	W-L	ERA	G	GS	CG	SHO	SV	IP	H	R	ER	BB	SO
1999	Butte	1-2	3.21	10	5	0	0	0	28.0	26	13	10	16	29

SIGNED BY: Tom Kotchman

HIGH SCHOOL: Duidin (IL)

# Organizational Players

## James (Jamie) Eugene Burke

INF

AGE: 27 BORN: Sept. 24, 1971 in Roseburg, OR RESIDES: Roseburg, OR HT.: 6-0 WT.: 195

BATS & THROWS: Right ACQUIRED: Selected in ninth round of June, 1993 free agent draft

Year	Club	AVG	G	AB	R	H	2B	3B	HR	RBI	BB	SO	SB
1993	Boise	.301	66	226	32	68	11	1	1	30	39	28	2
1994	Cedar Rapids	.264	127	469	57	124	24	1	1	47	40	64	6
1995	Lake Elsinore	.274	106	365	47	100	15	6	2	56	32	53	6
1996	Midland	.319	45	144	24	46	8	2	2	16	20	22	1
	Vancouver	.250	41	156	12	39	5	0	1	14	7	18	2
1997	Midland	.329	116	428	77	141	44	3	6	72	40	46	2
	Vancouver	.296	8	17	4	8	1	0	0	3	3	2	0
1998	Vancouver	.216	61	162	16	35	6	0	2	14	13	25	0
	Midland	.244	12	41	7	10	1	0	0	4	7	4	0
1999	Edmonton	.336	46	149	29	50	9	0	3	16	23	18	0

SIGNED BY: Jack Uhey

HIGH SCHOOL: Roseburg (OR)

COLLEGE: Oregon State University

## Jeremy B. Callier

RHP

AGE: 24 BORN: Nov. 11, 1975 in St. Louis, MO RESIDES: Ballwin, MO HT.: 6-0 WT.: 195

BATS & THROWS: Right ACQUIRED: Signed as free agent June 5, 1998

Year	Club	W-L	ERA	G	GS	CG	SHO	SV	IP	H	R	ER	BB	SO
1998	Butte	3-9	3.54	19	11	2	0	0	101.2	102	51	40	26	78
1999	Lake Elsinore	5-3	3.86	34	7	0	0	2	95.2	107	48	41	33	69
	Erie	0-0	18.00	1	0	0	0	0	1.0	2	2	2	2	2

SIGNED BY: Tom Osowski

HIGH SCHOOL: Parkwan (MO)

COLLEGE: University of Missouri

## Eddie Laurence Christian

OF

AGE: 28 BORN: Aug. 26, 1971 in San Pablo, CA RESIDES: Richmond, CA HT.: 5-11 WT.: 180

BATS: Switch THROWS: Left ACQUIRED: Signed as free agent, Jan. 15, 1998

Year	Club	AVG	G	AB	R	H	2B	3B	HR	RBI	BB	SO	SB
1992	Marlins	.279	59	219	33	61	10	3	0	29	31	35	14
1993	Kane County	.268	112	366	49	98	21	5	3	46	58	77	9
1994	Portland	.232	65	228	27	53	11	0	1	21	19	52	1
	Brevard County	.260	54	192	20	50	11	0	2	22	18	35	3
1995	Long Beach	.339	83	333	66	113	27	2	1	50	48	39	27
1996	Lake Elsinore	.397	16	58	10	23	5	0	2	9	12	10	1
	Midland	.305	107	426	59	130	30	5	5	46	36	72	7
1997	Memphis	.397	16	58	10	23	5	0	2	9	12	10	1
	Tacoma	.319	35	135	16	43	5	1	1	9	14	24	3
1998	Midland	.333	105	400	80	133	39	4	5	49	49	61	13
1999	Edmonton	.236	44	148	24	35	5	1	5	15	12	31	4
	Erie	.397	16	58	10	23	5	0	2	9	12	10	1

SIGNED BY: Steve Minor

HIGH SCHOOL: Salesian (CA)

COLLEGE: Long Beach State University (CA)

## Michael F. Christensen

INF

AGE: 23 BORN: May 24, 1976 in Gainesville, FL RESIDES: Fort Myers, FL HT.: 6-2 WT.: 190

BATS & THROWS: Right ACQUIRED: Selected in 36th round of June, 1998 free agent draft

Year	Club	AVG	G	AB	R	H	2B	3B	HR	RBI	BB	SO	SB
1998	Boise	.262	70	286	47	75	22	0	9	47	18	63	1
1999	Cedar Rapids	.282	127	504	68	142	36	2	18	71	42	102	1

SIGNED BY: Tom Kotchman

HIGH SCHOOL: Fort Myers (FL)

COLLEGE: Florida Southern

## Albino Contreras

OF

AGE: 19 BORN: April 30, 1980 in Obragon, Sonora, Mexico RESIDES: Esperanza, Sonora, Mexico

HT.: 5-10 WT.: 180 BATS & THROWS: Left ACQUIRED: Signed as free agent on June 5, 1999

Year	Club	AVG	G	AB	R	H	2B	3B	HR	RBI	BB	SO	SB
1999													

Dominican Summer League

SIGNED BY: Felipe Gutierrez

HIGH SCHOOL: Amphitheater (AZ)

# Organizational Players

## Sergio Alberto Contreras

INF

AGE: 19 BORN: April 30, 1980 in Obragon, Sonora, Mexico RESIDES: Esperanza, Sonora, Mexico

HT.: 5-10 WT.: 180 BATS & THROWS: Left ACQUIRED: Signed as free agent on June 5, 1999

Year	Club	AVG	G	AB	R	H	2B	3B	HR	RBI	BB	SO	SB
1999—													

DSL

SIGNED BY: Felipe Gutierrez

HIGH SCHOOL: Amphitheater (AZ)

## Wesley Crawford

LHP

AGE: 23 BORN: Dec. 12, 1976 in Jackson, MS RESIDES: Panama City Beach, FL HT.: 6-3 WT.: 200

BATS & THROWS: Left ACQUIRED: Signed as free agent Aug. 25, 1998

Year	Club	W-L	ERA	G	GS	CG	SHO	SV	IP	H	R	ER	BB	SO
1998—														

Did Not Play

1999—Boise	5-1	2.21	11	9	2	0	0	0	61.0	52	23	15	17	54
------------	-----	------	----	---	---	---	---	---	------	----	----	----	----	----

SIGNED BY: Tom Kotchman

HIGH SCHOOL: Winter Haven (FL)

COLLEGE: Florida State University

## Ryan M. Cummings

RHP

AGE: 23 BORN: June 3, 1976 in Raleigh, NC RESIDES: Marietta, GA HT.: 6-0 WT.: 210

BATS & THROWS: Right ACQUIRED: Selected in eighth round of June, 1997 free agent draft

Year	Club	W-L	ERA	G	GS	CG	SHO	SV	IP	H	R	ER	BB	SO
1997—Boise	6-2	3.09	14	13	0	0	0	0	70.0	7	38	24	10	79
1998—Lake Elsinore	0-1	5.40	1	1	0	0	0	0	5.0	5	3	3	3	4
1999—Cedar Rapids	5-8	4.39	19	19	3	1	0	0	121.0	104	69	59	35	97
Lake Elsinore	3-1	3.28	7	7	0	0	0	0	46.2	43	19	17	15	41
Erie	1-1	5.09	3	3	0	0	0	0	17.2	18	12	10	10	7

SIGNED BY: Pete Coachman

HIGH SCHOOL: Walton (GA)

COLLEGE: Georgia Southern

## William Curtis

OF

AGE: 22 BORN: Nov. 11, 1977 in Hastings, MI RESIDES: Middleville, MI HT.: 6-2 WT.: 195

BATS: Switch THROWS: Right ACQUIRED: Selected in 45th round of June, 1999 free agent draft

Year	Club	AVG	G	AB	R	H	2B	3B	HR	RBI	BB	SO	SB
1999—Butte		.319	66	238	40	76	18	1	6	46	35	58	0

SIGNED BY: Bob Fontaine, Jr.

COLLEGE: Grand Canyon (AZ)

## Leonardo D'Amico

RHP

AGE: 18 BORN: Dec. 14, 1981 in Venezuela RESIDES: Mariara, VZ HT.: 6-2 WT.: 165

BATS & THROWS: Right ACQUIRED: Signed as a free agent on March 6, 1999

Year	Club	W-L	ERA	G	GS	CG	SHO	SV	IP	H	R	ER	BB	SO
1998—														

Did Not Play

SIGNED BY: Jose Leiva

## Ariel Delgado

OF

AGE: 23 BORN: Sept. 11, 1976 in Carolina, PR RESIDES: Carolina, PR HT.: 6-2 WT.: 190

BATS & THROWS: Left ACQUIRED: Signed as free agent June 28, 1994

Year	Club	AVG	G	AB	R	H	2B	3B	HR	RBI	BB	SO	SB
1994—Mesa		.143	38	105	14	15	1	1	0	3	6	19	5
1995—Mesa		.206	53	189	26	39	5	3	0	19	15	36	5
1996—Mesa		.229	47	166	21	38	6	1	1	11	20	38	15
1997—Boise		.242	60	207	37	50	10	1	1	22	16	43	6
1998—Cedar Rapids		.234	133	509	54	119	25	4	5	67	40	105	24
1999—Cedar Rapids		.259	102	359	52	93	27	1	3	47	29	63	14

SIGNED BY: Jorge Ortiz

HIGH SCHOOL: Lorenzo Vizcarrondo (PR)

## Chris S. Demouy

LHP

AGE: 24 BORN: Nov. 11, 1975 in Baton Rouge, LA RESIDES: Baton Rouge, LA HT.: 6-1 WT.: 205

BATS: Right THROWS: Left ACQUIRED: Selected in 24th round of June, 1998 free agent draft

Year	Club	W-L	ERA	G	GS	CG	SHO	SV	IP	H	R	ER	BB	SO
1998—Boise	5-1	1.54	20	0	0	0	0	9	23.1	11	5	4	11	29
1999—Cedar Rapids	2-1	2.40	46	0	0	0	0	16	48.2	39	18	13	28	51

SIGNED BY: Ronald Marignye

HIGH SCHOOL: Catholic (LA)

COLLEGE: Louisiana State University

# Organizational Players

## Angel L. Diaz

AGE: 23 BORN: July 27, 1976 in Meridan, CT RESIDES: Lakeland, FL HT.: 6-0 WT.: 198

BATS & THROWS: Right ACQUIRED: Selected in 29th round of June, 1998 free agent draft

Year	Club	AVG	G	AB	R	H	2B	3B	HR	RBI	BB	SO	SB
1998	—Boise	.200	3	10	3	2	0	0	1	1	3	4	0
	Butte	.306	50	160	38	49	10	3	6	33	28	36	0
	Cedar Rapids	.333	5	15	2	5	0	0	2	3	3	7	0
1999	—Cedar Rapids	.242	81	281	43	68	11	1	10	42	34	85	0

SIGNED BY: Tom Kotchman

HIGH SCHOOL: Lake Gibson (FL)

COLLEGE: University of Tampa (FL)

## Zachary Diaz

AGE: 23 BORN: June 5, 1976 in Tyler, TX RESIDES: Lakeland, FL HT.: 5-10 WT.: 160

BATS & THROWS: Left ACQUIRED: Signed as free agent July 12, 1998

Year	Club	W-L	ERA	G	GS	CG	SHO	SV	IP	H	R	ER	BB	SO
1999	—Boise	1-2	2.43	17	0	0	0	0	29.2	36	11	8	7	24

SIGNED BY: Tom Kotchman

HIGH SCHOOL: Santa Fe Catholic (FL)

COLLEGE: Florida State University

## Dwayne A. Dobson

AGE: 24 BORN: Feb. 23, 1976 in Louisville, KY RESIDES: Clearwater, FL HT.: 6-5 WT.: 205

BATS & THROWS: Right ACQUIRED: Selected in ninth round of June, 1997 free agent draft

Year	Club	W-L	ERA	G	GS	CG	SHO	SV	IP	H	R	ER	BB	SO
1997	—Boise	0-0	6.45	12	0	0	0	0	22.1	28	17	16	8	17
1998	—Cedar Rapids	4-7	3.40	23	14	1	1	0	100.2	87	43	38	30	67
1999	—Cedar Rapids	1-7	8.51	22	6	0	0	0	61.1	94	75	58	43	31

SIGNED BY: Tom Kotchman

COLLEGE: University of Southern Florida

## Anthony Doudt

AGE: 22 BORN: May 22, 1977 in Huntington, IN RESIDES: Muncie, IN HT.: 6-4 WT.: 204

BATS & THROWS: Right ACQUIRED: Signed as a free agent on July 6, 1999

Year	Club	AVG	G	AB	R	H	2B	3B	HR	RBI	BB	SO	SB
1999	—Boise	.242	23	62	9	15	4	0	2	12	6	17	0

SIGNED BY: Tom Kotchman

HIGH SCHOOL: Burriss (IN)

COLLEGE: Florida Atlantic University

## Jebediah B. Dougherty

AGE: 24 BORN: July 16, 1975 in Palm Springs, CA RESIDES: Yucca Valley, CA HT.: 6-0 WT.: 180

BATS & THROWS: Right ACQUIRED: Selected in 25th round of June, 1997 free agent draft

Year	Club	AVG	G	AB	R	H	2B	3B	HR	RBI	BB	SO	SB
1997	—Boise	.304	25	92	20	28	5	1	0	8	8	10	3
1998	—Cedar Rapids	.252	107	425	62	107	12	3	2	42	26	69	40
1999	—Lake Elsinore	.260	115	381	66	99	13	4	7	45	54	68	35

SIGNED BY: Tim Kelly

HIGH SCHOOL: Yucca Valley (CA)

COLLEGE: University of San Diego (CA)

COLLEGE: Cal Poly Pomona (CA)

## Renny Enrique Duarte (Rojas)

AGE: 21 BORN: Nov. 7, 1978 in Zulia, Venezuela RESIDES: Zulia, Venezuela HT.: 6-0 WT.: 220

BATS & THROWS: Right ACQUIRED: Signed as free agent, Jan. 2, 1996

Year	Club	W-L	ERA	G	GS	CG	SHO	SV	IP	H	R	ER	BB	SO
1996	—Mesa	2-0	3.58	10	1	1	0	1	27.2	23	4	11	8	28
1997	—Butte	8-4	3.51	15	5	0	0	0	110.1	113	54	43	19	65
1998	—Cedar Rapids	3-1	.056	4	4	2	0	0	32.0	17	7	2	1	28
	Lake Elsinore	6-7	4.96	32	14	3	0	3	127.0	148	84	70	48	74
1999	—Cedar Rapids	6-11	4.75	31	18	3	2	4	132.2	145	81	70	33	102
	Lake Elsinore	0-1	0.00	3	3	0	0	0	14.0	22	13	10	8	6

SIGNED BY: Pompeyo Davalillo

HIGH SCHOOL: Santissima Trinidad (VZ)

## Francisco A. Duran

AGE: 20 BORN: June 8, 1979 RESIDES: Jarabacoa, DR HT.: 5-11 WT.: 160

BATS & THROWS: Right ACQUIRED: Signed as free agent Sept. 15, 1996

Year	Club	AVG	G	AB	R	H	2B	3B	HR	RBI	BB	SO	SB
1997	—												
						Did Not Play							
1998	—DSL	.243	56	181	35	44	7	0	0	11	41	36	13
1999	—Butte	.249	53	209	39	52	6	1	2	43	26	40	8

SIGNED BY: Jose Gomez

HIGH SCHOOL: 2do Bach (VZ)

# Organizational Players

## Alcides Duverge

**AGE:** 20 **BORN:** Oct 5, 1979 in Queens, NY **RESIDES:** S. Ozone Park, NY **HT.:** 6-2 **WT.:** 202

**BATS & THROWS:** Right **ACQUIRED:** Signed as a free agent on July 6, 1999

Year	Club	AVG	G	AB	R	H	2B	3B	HR	RBI	BB	SO	SB
1999	Butte	.213	26	89	12	19	3	2	1	9	5	28	1

SIGNED BY: Todd Claus

HIGH SCHOOL: John Adams (NY)

COLLEGE: Norwalk Community Tech College (CT)

## Victor Palmer Ebanks

**AGE:** 23 **BORN:** Jan. 14, 1977 in Miami, FL **RESIDES:** Temple Terrace, FL **HT.:** 6-1 **WT.:** 170

**BATS & THROWS:** Right **ACQUIRED:** Selected in 26th round of June, 1999 free agent draft

Year	Club	W-L	ERA	G	GS	CG	SHO	SV	IP	H	R	ER	BB	SO
1999	Boise	6-3	3.94	27	0	0	0	3	48.0	44	23	21	22	53

SIGNED BY: Tom Kotchman

HIGH SCHOOL: King (FL)

COLLEGE: Jacksonville (FL)

## Dennis Brandon Emanuel

**AGE:** 23 **BORN:** April 9, 1976 in Panama City, FL **RESIDES:** Panama City, FL **HT.:** 6-3 **WT.:** 215

**BATS & THROWS:** Right **ACQUIRED:** Selected in second round of June, 1998 free agent draft

Year	Club	W-L	ERA	G	GS	CG	SHO	SV	IP	H	R	ER	BB	SO
1998	Boise	4-5	4.59	15	15	0	0	0	80.1	96	59	41	21	42
1999	Cedar Rapids	7-12	4.47	23	23	5	0	0	153.0	173	92	76	50	88
	Lake Elsinore	0-2	5.14	2	2	0	0	0	14.0	15	11	8	7	12

SIGNED BY: Ron Marigny

HIGH SCHOOL: A. Crawford Mosley (FL)

COLLEGE: Northwestern Louisiana State

## Bienvenido Enrique (Anito) Encarnacion

**AGE:** 2 **BORN:** Feb. 24, 1978 in Zani, DR **RESIDES:** Zani, DR **HT.:** 5-11 **WT.:** 155

**BATS & THROWS:** Right **ACQUIRED:** Signed as free agent June 20, 1995

Year	Club	AVG	G	AB	R	H	2B	3B	HR	RBI	BB	SO	SB
1995	Cedar Rapids	.209	42	86	4	18	3	0	0	6	2	12	0
1996													
				Dominican Summer League									
1997	Butte	.259	26	81	11	21	5	0	0	9	2	14	4
1998	Butte	.313	69	291	46	91	10	2	5	44	27	40	13
1999	Cedar Rapids	.262	57	206	28	54	3	2	1	23	11	33	4

SIGNED BY: Jose Gomez

HIGH SCHOOL: 4th Bachillerato (DR)

## Jamie A. Escalante

**AGE:** 22 **BORN:** April 5, 1977 in Los Angeles, CA **RESIDES:** Federalsburg, MD **HT.:** 6-2 **WT.:** 210

**BATS:** Switch **THROWS:** Right **ACQUIRED:** From the Orioles in the Rule V Minor League Draft, Dec. 13, 1999

Year	Club	AVG	G	AB	R	H	2B	3B	HR	RBI	BB	SO	SB
1997	Orioles	.273	50	143	12	39	9	1	0	17	18	34	0
1998	Bluefield	.247	53	166	24	41	9	0	3	12	17	46	3
1999	Frederick	.333	5	3	0	1	1	0	0	1	0	34	0
	Delmarva	.191	45	141	15	27	4	0	2	14	20	45	0

SIGNED BY: Jim Gilbert

HIGH SCHOOL: Colonel Richardson (MD)

COLLEGE: Hagerstown JC (MD)

## Steven Fish

**AGE:** 25 **BORN:** Oct 25, 1974 in Portland, OR **RESIDES:** Bend, OR **HT.:** 6-1 **WT.:** 190

**BATS & THROWS:** Right **ACQUIRED:** Selected in 22th round of June, 1997 free agent draft

Year	Club	W-L	ERA	G	GS	CG	SHO	SV	IP	H	R	ER	BB	SO
1997	Boise	5-2	4.08	24	4	0	0	0	75.0	69	41	34	23	79
1998	Cedar Rapids	10-4	2.47	30	14	3	1	0	127.2	111	52	35	28	121
1999	Lake Elsinore	11-11	4.90	32	29	5	2	0	196.2	220	125	107	72	180

SIGNED BY: Tom Osowski

HIGH SCHOOL: Jesuit (OR)

COLLEGE: University of Nebraska

## Cameron M. Flading

**AGE:** 21 **BORN:** Aug. 25, 1978 in Fullerton, CA **RESIDES:** Anaheim, CA **HT.:** 6-2 **WT.:** 190

**BATS:** Left **THROWS:** Right **ACQUIRED:** Signed as free agent June 7, 1999

Year	Club	W-L	ERA	G	GS	CG	SHO	SV	IP	H	R	ER	BB	SO
1999	Butte	1-0	7.24	20	0	0	0	0	27.1	39	26	22	17	19

SIGNED BY: Jeff Parker

HIGH SCHOOL: Katella (CA)

COLLEGE: Orange Coast CC (CA)

# Organizational Players

## Aaron J. Franke

RHP

AGE: 20 BORN: Aug. 13, 1979 in Oregon, OH RESIDES: Oregon, OH HT.: 6-3 WT.: 220

BATS & THROWS: Right ACQUIRED: Selected in the eighth round of the June, 1999 free agent draft

Year	Club	W-L	ERA	G	GS	CG	SHO	SV	IP	H	R	ER	BB	SO
1999	Butte	4-5	4.35	15	15	0	0	0	78.2	76	52	38	32	69

SIGNED BY: John Burden

HIGH SCHOOL: Oregon Clay (OH)

COLLEGE: Owens CC (OH)

## Jairo C. Galarza

OF

AGE: 18 BORN: Oct. 27, 1980 in Zacatecas, Mexico RESIDES: Zacatecas, Mexico HT.: 6-1 WT.: 175

BATS & THROWS: Left ACQUIRED: Signed as a free agent Jan. 12, 1999

Year	Club	AVG	G	AB	R	H	2B	3B	HR	RBI	BB	SO	SB
1999	—												

Did Not Play

SIGNED BY: Felipe Gutierrez

## Carlos A. Gastelum

INF

AGE: 18 BORN: Oct. 29, 1981 in Huatabampo, Mexico RESIDES: Huatabampo, Mexico HT.: 5-10 WT.: 158

BATS & THROWS: Right ACQUIRED: Signed as a free agent Jan. 12, 1999

Year	Club	AVG	G	AB	R	H	2B	3B	HR	RBI	BB	SO	SB
1999	Cedar Rapids	.227	19	66	8	15	1	0	0	8	6	5	2
	Butte	.261	58	211	37	55	12	2	0	28	22	28	11

SIGNED BY: Felipe Gutierrez

## Dennis L. Gilich

RHP

AGE: 24 BORN: Aug. 21, 1975 in Tacoma, WA RESIDES: Gig Harbor, WA HT.: 6-7 WT.: 210

BATS & THROWS: Right ACQUIRED: Signed as free agent July 28, 1998

Year	Club	W-L	ERA	G	GS	CG	SHO	SV	IP	H	R	ER	BB	SO
1998	Bend	2-0	4.41	6	5	0	0	0	32.2	34	18	16	19	33
	Boise	1-1	3.24	13	0	0	0	1	16.2	11	9	6	9	27
1999	Cedar Rapids	3-7	4.22	51	0	0	0	2	64.0	62	36	30	31	79

SIGNED BY: Jeff Parker

HIGH SCHOOL: Peninsula (WA)

COLLEGE: Long Beach State (CA)

## Odalis A. Gomez (Melo)

OF

AGE: 21 BORN: Nov. 30, 1978 in Barahona, DR RESIDES: Barahona, DR HT.: 6-0 WT.: 170

BATS: Switch THROWS: Right ACQUIRED: Signed as free agent May 14, 1998

Year	Club	AVG	G	AB	R	H	2B	3B	HR	RBI	BB	SO	SB
1998	—												

Dominican Summer League

Did Not Play

SIGNED BY: Ralph Avila

HIGH SCHOOL: 7th Intermedit (DR)

## Ian J. (Chip) Gosewich

C

AGE: 23 BORN: Feb. 28, 1977 RESIDES: Scottsdale, AZ HT.: 5-9 WT.: 185

BATS & THROWS: Right ACQUIRED: Selected in 30th round of June, 1999 free agent draft

Year	Club	AVG	G	AB	R	H	2B	3B	HR	RBI	BB	SO	SB
1999	Butte	.246	55	207	29	51	10	2	1	30	12	43	43

SIGNED BY: Tim Kelly

COLLEGE: Arizona State University

## Thomas A. Gregario

C

AGE: 22 BORN: May 5, 1977 in Brooklyn, NY RESIDES: Staten Island, NY HT.: 6-2 WT.: 200

BATS & THROWS: Right ACQUIRED: Selected in 27th round of June, 1999 free agent draft

Year	Club	AVG	G	AB	R	H	2B	3B	HR	RBI	BB	SO	SB
1999	Boise	.296	52	186	29	55	10	1	5	36	11	33	0

SIGNED BY: Pete Coachman

HIGH SCHOOL: Totenville (NY)

COLLEGE: Troy State University (AL)

## Benjamin (Ben) Grezlovski

RHP

AGE: 23 BORN: Nov. 22, 1976 in Dearborn, MI RESIDES: Miami, FL HT.: 5-11 WT.: 180

BATS & THROWS: Right ACQUIRED: Signed as a free agent on June 6, 1999

Year	Club	W-L	ERA	G	GS	CG	SHO	SV	IP	H	R	ER	BB	SO
1999	Boise	0-1	2.16	14	0	0	0	7	16.2	11	5	4	3	20

SIGNED BY: Tom Kotchman

High School: Palmetto (FL)

COLLEGE: University of Florida

# Organizational Players

## Jeffrey R. Guiel

OF

AGE: 26 BORN: Jan. 12, 1974 in North Vancouver, BC RESIDES: Langley, BC HT.: 5-11 WT.: 195

BATS: Left THROWS: Right ACQUIRED: Signed as free agent May 28, 1997

Year	Club	AVG	G	AB	R	H	2B	3B	HR	RBI	BB	SO	SB
1997	Cedar Rapids	.318	41	132	32	42	7	0	10	26	35	28	13
1998	Lake Elsinore	.270	101	315	64	85	24	7	16	60	83	87	19
1999	Erie	.263	57	175	34	46	10	3	6	24	33	33	3
	Lake Elsinore	.328	15	58	12	19	4	2	3	12	11	18	2

SIGNED BY: Kris Kline

HIGH SCHOOL: Woodlands Secondary (BC)

COLLEGE: Oklahoma State University

## Andres Gutierrez

INF

AGE: 18 BORN: June 24, 1981 in Puebla, Mexico RESIDES: Ignacio de la Llave, Mexico

HT.: 5-10 WT.: 165 BATS & THROWS: Right ACQUIRED: Signed as free agent Jan. 12, 1999

Year	Club	AVG	G	AB	R	H	2B	3B	HR	RBI	BB	SO	SB
1999	—												

Did Not Play

SIGNED BY: Felipe Gutierrez

## Stephen P. Hagins

C

AGE: 25 BORN: Mar. 7, 1975 in Statesboro, GA RESIDES: Laguna Beach, CA HT.: 6-1 WT.: 205

BATS & THROWS: Right ACQUIRED: Selected in 31st round of June, 1997 free agent draft

Year	Club	AVG	G	AB	R	H	2B	3B	HR	RBI	BB	SO	SB
1997	Butte	.351	64	268	59	94	20	1	17	56	17	53	13
1998	Lake Elsinore	.279	97	359	64	100	26	3	17	68	27	98	5
1999	Lake Elsinore	.262	40	141	21	37	14	1	4	22	5	39	2

SIGNED BY: Tim Kelly

HIGH SCHOOL: University (CA)

COLLEGE: San Diego State University (CA)

## Mark C. Harriger

RHP

AGE: 24 BORN: April 29, 1975 in Inglewood, CA RESIDES: Lakewood, CA HT.: 6-2 WT.: 196

BATS & THROWS: Right ACQUIRED: Selected in the 18th round of June, 1996 free agent draft

Year	Club	W-L	ERA	G	GS	CG	SHO	SV	IP	H	R	ER	BB	SO
1996	Boise	0-0	8.31	7	0	0	0	0	4.1	9	5	4	3	3
1997	Cedar Rapids	1-6	7.82	12	11	1	1	0	50.2	70	50	44	33	50
	Boise	3-4	7.94	13	12	0	0	0	51.0	51	52	45	36	42
1998	Cedar Rapids	8-4	2.23	16	16	3	1	0	117.0	86	37	29	38	105
	Lake Elsinore	5-5	4.09	13	12	3	1	0	81.1	86	43	37	23	68
1999	Erie	2-1	4.70	6	6	0	0	0	30.2	31	16	16	15	13

SIGNED BY: Tim Kelly

HIGH SCHOOL: St. John Bosco (CA)

COLLEGE: San Diego State University (CA)

## John (J.T.) Ellsworth Harris

RHP

AGE: 23 BORN: June 29, 1976 in Columbus, OH RESIDES: San Jose, CA HT.: 5-11 WT.: 165

BATS & THROWS: Right ACQUIRED: Signed as free agent June 4, 1998

Year	Club	W-L	ERA	G	GS	CG	SHO	SV	IP	H	R	ER	BB	SO
1998	Butte	1-0	8.16	16	0	0	0	0	28.2	41	40	31	24	24
1999	Butte	3-4	4.35	23	0	0	0	0	39.1	43	25	19	13	34

SIGNED BY: Bob Fontaine, Jr.

HIGH SCHOOL: Oak Grove (CA)

COLLEGE: Louisiana State University

## Julian Harris

LHP

AGE: 22 BORN: Sept. 26, 1977 in Columbus, OH RESIDES: San Jose, CA HT.: 6-3 WT.: 175

BATS & THROWS: Left ACQUIRED: Selected in 40th round of June, 1998 free agent draft

Year	Club	W-L	ERA	G	GS	CG	SHO	SV	IP	H	R	ER	BB	SO
1998	Butte	2-7	7.69	16	13	0	0	0	62.0	77	61	53	57	39
1999	Butte	2-9	8.38	17	16	0	0	0	81.2	132	95	76	36	67

SIGNED BY: Tom Davis

HIGH SCHOOL: Oak Grove (CA)

COLLEGE: West Valley CC (CA)

# Organizational Players

## Richard J. Hart

INF

**AGE:** 23 **BORN:** Dec. 15, 1976 in Pittsburgh, PA **RESIDES:** Palm Harbor, FL **HT.:** 5-9 **WT.:** 165

**BATS & THROWS:** Right **ACQUIRED:** Signed as a free agent August 25, 1999

Year	Club	AVG	G	AB	R	H	2B	3B	HR	RBI	BB	SO	SB
1999	Boise	.000	4	2	0	0	0	0	0	0	0	2	0

SIGNED BY: Tom Kotchman

HIGH SCHOOL: Clearwater Catholic (FL)

COLLEGE: Florida Atlantic University

## Oliver Harwas

RHP

**AGE:** 24 **BORN:** Aug. 7, 1975 in Fort Pierce, FL **RESIDES:** Okeechobee, FL **HT.:** 6-7 **WT.:** 210

**BATS & THROWS:** Right **ACQUIRED:** Selected in 21st round of June, 1998 free agent draft

Year	Club	W-L	ERA	G	GS	CG	SHO	SV	IP	H	R	ER	BB	SO
1998	Boise	1-3	3.16	20	1	0	0	0	37.0	42	19	13	12	29
1999	Cedar Rapids	3-4	5.61	37	0	0	0	2	51.1	50	40	32	29	37

SIGNED BY: Tom Kotchman

HIGH SCHOOL: Okeechobee (FL)

COLLEGE: Warner Southern (FL)

## Brent Haworth

RHP

**AGE:** 23 **BORN:** Feb. 26, 1977 in Pasadena, CA **RESIDES:** Orlando, FL **HT.:** 6-6 **WT.:** 205

**BATS & THROWS:** Right **ACQUIRED:** Selected in 21st round of June, 1998 free agent draft

Year	Club	W-L	ERA	G	GS	CG	SHO	SV	IP	H	R	ER	BB	SO
1999	Boise	0-0	0.00	15	0	0	0	0	20.0	30	19	13	12	29
	Butte	0-0	0.00	5	0	0	0	1	4.1	4	6	5	4	3

SIGNED BY: Tom Kotchman

HIGH SCHOOL: West Orange (FL)

COLLEGE: Rollins (FL)

## Kennie J. Hernandez

INF

**AGE:** 18 **BORN:** April 16, 1981 in Punta de Mata, VZ **RESIDES:** Monagas, VZ **HT.:** 6-3 **WT.:** 190

**BATS & THROWS:** Right **ACQUIRED:** Signed as a free agent, May 1, 1999

Year	Club	AVG	G	AB	R	H	2B	3B	HR	RBI	BB	SO	SB
1999													

Did Not Play

SIGNED BY: Will Schock

HIGH SCHOOL: Pinole Valley (CA)

## Jason A. Hill

C

**AGE:** 23 **BORN:** March 17, 1977 in San Francisco, CA **RESIDES:** Danville, CA **HT.:** 6-3 **WT.:** 210

**BATS & THROWS:** Right **ACQUIRED:** Selected in eighth round of June, 1998 free agent draft

Year	Club	AVG	G	AB	R	H	2B	3B	HR	RBI	BB	SO	SB
1998	Boise	.261	56	203	30	53	17	0	7	39	22	45	1
1999	Butte	.287	111	390	59	112	22	0	9	52	36	59	3

SIGNED BY: Tom Davis

HIGH SCHOOL: Monte Vista (CA)

COLLEGE: University of California, Berkeley

## Christopher Mills

OF

**AGE:** 22 **BORN:** Aug. 31, 1977 in Lynwood, CA **RESIDES:** Luling, LA **HT.:** 6-0 **WT.:** 180

**BATS & THROWS:** Right **ACQUIRED:** Selected in sixth round of June, 1998 free agent draft

Year	Club	AVG	G	AB	R	H	2B	3B	HR	RBI	BB	SO	SB
1998	Butte	.217	31	92	15	20	3	0	0	13	8	30	2

SIGNED BY: Ronald Marigny

HIGH SCHOOL: Hahnville (LA)

COLLEGE: Jackson State University (MS)

## James M. Hood

INF

**AGE:** 23 **BORN:** March 8, 1977 in Hollywood, FL **RESIDES:** Germantown, TN **HT.:** 6-0 **WT.:** 185

**BATS & THROWS:** Right **ACQUIRED:** Selected in sixth round of June, 1998 free agent draft

Year	Club	AVG	G	AB	R	H	2B	3B	HR	RBI	BB	SO	SB
1998	Boise	.197	41	132	20	26	6	0	3	19	23	22	1
1999	Lake Elsinore	.235	102	374	48	88	14	5	3	43	24	81	8

SIGNED BY: Bobby Coachman

HIGH SCHOOL: Germantown (TN)

COLLEGE: Georgia Tech University

## Jason R. Huisman

INF

**AGE:** 23 **BORN:** April 16, 1976 in Palos Heights, IL **RESIDES:** Thornton, IL **HT.:** 6-3 **WT.:** 195

**BATS & THROWS:** Right **ACQUIRED:** Selected in 14th round of June, 1998 free agent draft

Year	Club	AVG	G	AB	R	H	2B	3B	HR	RBI	BB	SO	SB
1998	Boise	.325	73	292	47	95	20	2	5	59	27	52	5
1999	Lake Elsinore	.275	91	346	50	95	17	3	3	43	24	64	10

SIGNED BY: Ronald Marigny

HIGH SCHOOL: Thornwood (IL)

COLLEGE: University of Mississippi

# Organizational Players

## Jeffrey P. Hundley

LHP

AGE: 23 BORN: Feb. 19, 1977 in Warren, OH RESIDES: Warren, OH HT.: 6-2 WT.: 205

BATS & THROWS: Left ACQUIRED: Selected in seventh round of June, 1998 free agent

Year	Club	W-L	ERA	G	GS	CG	SHO	SV	IP	H	R	ER	BB	SO
1998	Boise	8-3	3.40	16	16	0	0	0	92.2	77	42	35	27	89
1999	Cedar Rapids	9-9	4.04	25	25	6	1	0	158.0	163	99	71	62	140

SIGNED BY: John Burden

HIGH SCHOOL: Howland (OH)

COLLEGE: Bowling Green (OH)

## Brandon Jackson

OF

AGE: 23 BORN: Jan. 1, 1977 in Monroe, LA RESIDES: Savannah, GA HT.: 6-4 WT.: 195

BATS & THROWS: Right ACQUIRED: Selected in 15th round of June, 1999 free agent draft

Year	Club	AVG	G	AB	R	H	2B	3B	HR	RBI	BB	SO	SB
1999	Butte	.279	22	68	16	19	2	1	3	13	10	28	3

SIGNED BY: Tom Kotchman

HIGH SCHOOL: Groves (GA)

COLLEGE: Savannah State (GA)

## Gregory P. Jacobs

LHP

AGE: 23 BORN: Oct. 9, 1976 in Orange, CA RESIDES: Anaheim Hills, CA HT.: 5-10 WT.: 180

BATS & THROWS: Left ACQUIRED: Selected in 13th round of June, 1998 free agent

Year	Club	W-L	ERA	G	GS	CG	SHO	SV	IP	H	R	ER	BB	SO
1998	Boise	3-2	4.24	25	0	0	0	0	23.1	23	16	11	20	16
1999	Cedar Rapids	2-5	4.44	36	10	0	0	1	105.1	108	62	52	37	106

SIGNED BY: Steve Gruwell

HIGH SCHOOL: Canyon (CA)

COLLEGE: Cal State Fullerton (CA)

## Gerald C. Johnson

OF

AGE: 24 BORN: Oct. 29, 1975 in Monroe, LA RESIDES: Atherton, CA HT.: 6-3 WT.: 210

BATS & THROWS: Left ACQUIRED: Selected in 19th round of June, 1999 free agent draft

Year	Club	AVG	G	AB	R	H	2B	3B	HR	RBI	BB	SO	SB
1999	Boise	.314	71	264	56	83	17	1	2	48	34	44	6

SIGNED BY: Rick Schroeder

HIGH SCHOOL: Thornwood (IL)

COLLEGE: Brigham Young University (UT)

## Gregory Scott Johnson

LHP

AGE: 25 BORN: April 28, 1974 in Cumberland, MD RESIDES: Frostburg, MD HT.: 6-0 WT.: 185

BATS & THROWS: Left ACQUIRED: Signed as free agent July 20, 1996

Year	Club	W-L	ERA	G	GS	CG	SHO	SV	IP	H	R	ER	BB	SO
1996	Boise	0-0	10.24	8	0	0	0	0	9.2	17	11	11	2	6
1997	Lake Elsinore	1-0	3.43	34	0	0	0	0	44.2	46	21	17	9	35
1998	Lake Elsinore	3-3	4.28	37	1	0	0	0	75.2	78	40	36	23	63
	Midland	0-0	10.80	2	0	0	0	0	1.2	4	2	2	2	1
1999	Lake Elsinore	3-3	4.28	37	1	0	0	0	75.2	78	40	36	23	63
	Erie	0-0	12.00	2	0	0	0	0	3.0	8	4	4	1	4

SIGNED BY: Pete Coachman

HIGH SCHOOL: Westmer (MD)

COLLEGE: West Virginia University (VA)

## Greg A. Jones

RHP

AGE: 23 BORN: Nov. 15, 1976 in Clearwater, FL RESIDES: Seminole, FL HT.: 6-2 WT.: 190

BATS & THROWS: Right ACQUIRED: Signed as free agent July 26, 1997

Year	Club	W-L	ERA	G	GS	CG	SHO	SV	IP	H	R	ER	BB	SO
1997	Boise	2-2	3.62	21	4	0	0	2	37.1	35	19	15	19	39
1998	Boise	0-2	4.41	22	0	0	0	1	34.2	37	22	17	13	28
1999	Cedar Rapids	2-4	3.83	34	0	0	0	13	40.0	37	18	17	13	41

SIGNED BY: Tom Kotchman

HIGH SCHOOL: Seminole (FL)

COLLEGE: Pasco Hernando CC (FL)

## Patrick (Pat) L. Kelleher

OF

AGE: 22 BORN: Oct. 27, 1976 in Chicago, IL RESIDES: Paradise Valley, AZ HT.: 6-1 WT.: 185

BATS & THROWS: Left ACQUIRED: Signed as a free agent, June 17, 1999

Year	Club	AVG	G	AB	R	H	2B	3B	HR	RBI	BB	SO	SB
1997	Great Falls	.290	57	145	22	42	8	0	0	10	19	27	6
1998	Vero Beach	.263	58	194	20	51	7	1	1	12	17	38	8
1999	Boise	.176	9	17	4	3	2	0	0	2	8	4	3

SIGNED BY: Thomas Tom

COLLEGE: Cypress JC (CA)

# Organizational Players

## Casey R. Kelley

INF

AGE: 23 BORN: Nov. 4, 1976 in Ellensburg, WA RESIDES: Ellensburg, WA HT.: 6-2 WT.: 220

BATS: Left THROWS: Right ACQUIRED: Selected in 18th round of June, 1998 free agent draft

Year	Club	AVG.	G	AB	R	H	2B	3B	HR	RBI	BB	SO	SB
1998	—Boise	.224	55	161	31	36	13	0	7	37	32	64	1
1999	—Boise	.307	61	205	45	63	12	4	7	37	32	60	2

SIGNED BY: Jack Uhey

HIGH SCHOOL: Ellensburg (WA)

COLLEGE: Washington State University

## John D. Lackey

RHP

AGE: 23 BORN: Feb. 18, 1976 in Abilene, TX RESIDES: Abilene, TX HT.: 6-5 WT.: 200

BATS & THROWS: Right ACQUIRED: Signed as free agent Dec. 18, 1994

Year	Club	W-L	ERA	G	GS	CG	SHO	SV	IP	H	R	ER	BB	SO
1999	—Boise	6-2	4.98	15	15	1	0	0	81.1	81	59	45	50	77

SIGNED BY: Kris Kline

HIGH SCHOOL: Abilene (TX)

COLLEGE: Grayson County College (TX)

## Vincent Lacorte

RHP

AGE: 21 BORN: Sept. 10, 1978 in Richmond, VA RESIDES: Gilroy, CA HT.: 6-3 WT.: 203

BATS & THROWS: Right ACQUIRED: Signed as free agent June 30, 1999

Year	Club	W-L	ERA	G	GS	CG	SHO	SV	IP	H	R	ER	BB	SO
1999	—Boise	2-6	5.40	11	9	0	0	0	50.0	64	38	30	15	32

SIGNED BY: Tom Kotchman

HIGH SCHOOL: Chico (CA)

COLLEGE: San Jose State University (CA)

## Adam B. Leggett

INF

AGE: 24 BORN: Apr. 3, 1976 in Eastland, TX RESIDES: Longview, TX HT.: 6-0 WT.: 190

BATS: Switch THROWS: Left ACQUIRED: Selected in 14th round of June, 1997 free agent draft

Year	Club	AVG.	G	AB	R	H	2B	3B	HR	RBI	BB	SO	SB
1997	—Boise	.224	62	219	47	49	16	2	1	32	34	54	8
1998	—Cedar Rapids	.273	125	443	83	121	26	3	11	50	80	83	24
1999	—Lake Elsinore	.243	57	185	19	45	14	0	3	25	20	30	6
	—Erie	.167	24	72	8	12	0	0	1	6	21	14	2

SIGNED BY: Pete Coachman

HIGH SCHOOL: Carthage (TX)

COLLEGE: Georgia Tech University

## Cordell Lindsey

INF

AGE: 22 BORN: March 8, 1978 in Houston, TX RESIDES: Houston, TX HT.: 6-1 WT.: 190

BATS & THROWS: Right ACQUIRED: Signed as free agent June 19, 1999

Year	Club	AVG.	G	AB	R	H	2B	3B	HR	RBI	BB	SO	SB
1999	—Butte	.341	63	255	72	87	23	7	10	58	23	46	13

SIGNED BY: Kris Kline

HIGH SCHOOL: North Shore (TX)

COLLEGE: Texas A&M

## Pedro A. Liriano

RHP

AGE: 18 BORN: Oct. 23, 1980 in Fantino, DR RESIDES: Fantino, DR HT.: 6-2 WT.: 150

BATS & THROWS: Right ACQUIRED: Signed as free agent July 1, 1997

Year	Club	W-L	ERA	G	GS	CG	SHO	SV	IP	H	R	ER	BB	SO
1999	—													

Did Not Play

SIGNED BY: Jose Gomez

HIGH SCHOOL: 4th Bachillerato (DR)

## Dominick M. Lombardi

(

AGE: 24 BORN: March 10, 1976 in Laguna Beach, CA RESIDES: Mission Viejo, CA

HT.: 5-10 WT.: 205 BATS & THROWS: Right ACQUIRED: Signed as free agent June 3, 1999

Year	Club	AVG.	G	AB	R	H	2B	3B	HR	RBI	BB	SO	SB
1999	—Butte	.219	43	96	19	21	0	0	1	10	37	18	0
	—Boise	.292	6	24	1	7	2	0	0	5	2	3	0

SIGNED BY: Bob Fontaine, Jr.

HIGH SCHOOL: Capistrano Valley (CA)

COLLEGE: University of California, Riverside

## Israel L. Lameli

RHP

AGE: 20 BORN: Feb. 26, 1980 in Navajoa Mexico RESIDES: Navajoa, Mexico HT.: 6-1 WT.: 150

BATS & THROWS: Right ACQUIRED: Signed as free agent July 1, 1997

Year	Club	W-L	ERA	G	GS	CG	SHO	SV	IP	H	R	ER	BB	SO
1998	—													
1999	—													

Dominican Summer League

Dominican Summer League

SIGNED BY: Bob Fontaine, Jr.

HIGH SCHOOL: Secundaria General Ignacio Allende (MEX)

# Organizational Players

## Norberto Lopez

AGE: 23 BORN: Dec. 9, 1976 in Havana, Cuba RESIDES: Hialeah, FL HT.: 5-8 WT.: 190

BATS & THROWS: Right ACQUIRED: Signed as free agent June 19, 1999

Year	Club	AVG.	G	AB	R	H	2B	3B	HR	RBI	BB	SO	SB
1999	Butte	.118	8	17	1	2	0	0	0	0	0	8	0
	Boise	.231	5	13	1	3	1	0	0	0	2	5	0
	Lake Elsinore	.000	2	4	0	0	0	0	0	0	0	2	0
	Cedar Rapids	.167	2	6	0	1	0	0	0	1	1	2	0

SIGNED BY: Tom Kotchman

HIGH SCHOOL: Pace (FL)

COLLEGE: Nova Southeastern University (FL)

## Matthew M. Lubozynski

AGE: 23 BORN: Nov. 9, 1976 in Fairborne, OH RESIDES: San Antonio, TX HT.: 6-3 WT.: 180

BATS & THROWS: Left ACQUIRED: Selected in 42nd round of June, 1998 free agent draft

Year	Club	W-L	ERA	G	GS	CG	SHO	SV	IP	H	R	ER	BB	SO
1998	Boise	2-1	1.63	9	0	0	0	1	27.2	17	5	.5	7	21
	Cedar Rapids	2-0	2.53	19	0	0	0	1	21.1	17	10	6	5	12
1999	Lake Elsinore	1-1	2.31	30	0	0	0	3	39.0	35	12	10	17	16
	Edmonton	0-0	0.00	1	0	0	0	0	2.0	1	0	0	1	1

SIGNED BY: Tom Kotchman

HIGH SCHOOL: Chotaw (FL)

COLLEGE: Central Florida University

## Renan A. Martinez

AGE: 17 BORN: April 22, 1982 in Obregon, Mexico RESIDES: Obregon, Mexico HT.: 5-10 WT.: 164

BATS & THROWS: Left ACQUIRED: Signed as a free agent, January 12, 1999

Year	Club	W-L	ERA	G	GS	CG	SHO	SV	IP	H	R	ER	BB	SO
1999	—													

Did Not Play

SIGNED BY: Jose Gomez

## Kevin McClain

AGE: 22 BORN: Feb. 22, 1978 in Winter Park, FL RESIDES: Palm Bay, FL HT.: 6-4 WT.: 180

BATS & THROWS: Right ACQUIRED: Selected in ninth round of June, 1998 free agent draft

Year	Club	W-L	ERA	G	GS	CG	SHO	SV	IP	H	R	ER	BB	SO
1998	Butte	0-2	24.00	8	5	0	0	0	12.0	23	33	32	21	12
1999	Butte	4-5	8.95	18	11	0	0	0	58.1	85	67	58	28	51

SIGNED BY: Tom Kotchman

HIGH SCHOOL: Palm Bay (FL)

COLLEGE: Central Florida CC

## Mario Mendoza

AGE: 21 BORN: Jan. 19, 1979 in Navojoa, Sonora, Mexico RESIDES: Sonora, Mexico HT.: 6-3 WT.: 200

BATS & THROWS: Right ACQUIRED: Selected in 46th round of June, 1999 free agent draft

Year	Club	W-L	ERA	G	GS	CG	SHO	SV	IP	H	R	ER	BB	SO
1999	Boise	8-2	5.49	15	15	0	0	0	78.2	93	58	48	29	47

SIGNED BY: Tim Kelly

HIGH SCHOOL: Colegio de Bachilleres (MX)

COLLEGE: Central Arizona JC

## Wilton Mendoza, Jr.

AGE: 18 BORN: Nov. 10, 1981 in San Francisco, DR RESIDES: San Francisco, DR HT.: 6-4 WT.: 165

BATS & THROWS: Right ACQUIRED: Signed as free agent July 2, 1998

Year	Club	W-L	ERA	G	GS	CG	SHO	SV	IP	H	R	ER	BB	SO
1998	—													
1999	—													

Did Not Play

Did Not Play

SIGNED BY: Jose Gomez

HIGH SCHOOL: Zachillerato (DR)

## Ernest J. Miller

AGE: 23 BORN: July 7, 1975 in New York, NY RESIDES: Jackson Height, NY HT.: 6-5 WT.: 195

BATS & THROWS: Left ACQUIRED: Selected in 24th round of June, 1997 free agent draft

Year	Club	W-L	ERA	G	GS	CG	SHO	SV	IP	H	R	ER	BB	SO
1997	Butte	1-4	8.01	20	2	0	0	1	39.1	53	41	35	26	39
1998	Cedar Rapids	3-2	3.74	8	8	0	0	0	43.1	49	24	18	9	25

1999—Injured - Did Not Play

SIGNED BY: Tom Burns

HIGH SCHOOL: William C. Bryant (NY)

COLLEGE: Methodist College (NC)

## Gregory Moore

AGE: 20 BORN: May 23, 1979 in Derry, NH RESIDES: San Ramon, CA HT.: 6-6 WT.: 215

BATS & THROWS: Right ACQUIRED: Selected in the 28th round of June, 1998 free agent draft

Year	Club	W-L	ERA	G	GS	CG	SHO	SV	IP	H	R	ER	BB	SO
1999	Boise	2-2	5.02	10	4	0	0	0	28.2	39	22	16	6	24

SIGNED BY: Rick Schroeder

HIGH SCHOOL: Mission San Jose (CA)

COLLEGE: Ohlone College (CA)

# Organizational Players

## Paul Graham Morse

RHP

AGE: 27 BORN: Feb. 27, 1973 in Mt. Vernon, OH RESIDES: Danville, KY HT.: 6-2 WT.: 185

BATS & THROWS: Right ACQUIRED: Signed as free agent, April 12, 1999

Year	Club	W-L	ERA	G	GS	CG	SHO	SV	IP	H	R	ER	BB	SO
1994	—Elizabethton	0-0	7.36	7	0	0	0	0	7.1	8	7	6	3	8
	Ft. Wayne	0-3	5.75	16	0	0	0	3	20.1	27	15	13	10	17
1995	—Ft. Myers	3-1	3.82	35	0	0	0	15	61.1	57	30	26	12	56
1996	—Ft. Myers	1-0	2.57	13	0	0	0	9	14.0	8	4	4	5	10
	New Britain	6-4	5.34	35	1	0	0	4	55.2	55	36	33	26	48
1997	—New Britain	3-11	5.98	37	17	0	0	1	111.1	124	91	74	70	75
1998	—San Bernardino	7-14	5.27	30	26	0	0	0	153.2	160	110	90	77	116
	Albuquerque	1-1	3.00	2	2	0	0	0	15.0	8	4	5	6	11
1999	—Edmonton	1-5	7.11	10	9	0	0	0	49.1	64	44	39	34	30
	Erie	8-6	3.33	15	14	2	0	0	97.1	83	44	36	54	52

SIGNED BY: Ricky Taylor

HIGH SCHOOL: Danville (KY)

COLLEGE: University of Kentucky

## William R. Mott

OF

AGE: 24 BORN: Jan. 2, 1976 in San Luis Obispo, CA RESIDES: San Luis Obispo, CA HT.: 6-1 WT.: 180

BATS & THROWS: Left THROWS: Right ACQUIRED: Selected in 11th round of June, 1998 free agent draft

Year	Club	AVG.	G	AB	R	H	2B	3B	HR	RBI	BB	SO	SB
1998	—Boise	.304	63	207	54	63	11	0	7	37	48	41	21
1999	—Lake Elsinore	.318	25	88	16	28	5	1	1	12	10	18	6

SIGNED BY: Rick Schroeder

HIGH SCHOOL: Mission College Prep (CA)

COLLEGE: Santa Clara University (CA)

## Nathan L. Murphy

OF

AGE: 24 BORN: April 15, 1975 in Northampton, MA RESIDES: Montague, MA HT.: 6-0 WT.: 195

BATS & THROWS: Left ACQUIRED: Selected in 16th round of June, 1996 free agent draft

Year	Club	AVG.	G	AB	R	H	2B	3B	HR	RBI	BB	SO	SB
1996	—Boise	.286	67	266	58	76	18	1	7	41	41	63	12
1997	—Cedar Rapids	.221	51	149	21	33	4	2	0	13	19	43	4
1998	—Lake Elsinore	.167	40	120	15	20	2	0	5	10	9	46	5
1999	—Lake Elsinore	.355	28	107	21	38	8	1	5	20	11	27	9
	Erie	.267	104	359	48	96	17	8	14	56	54	85	6

SIGNED BY: Tony LaCava

HIGH SCHOOL: Amherst Regional (MA)

COLLEGE: University of Massachusetts

## Jeffrey S. Nebel

RHP

AGE: 23 BORN: July 7, 1976 in Atlanta, GA RESIDES: Lawrenceville, GA HT.: 6-1 WT.: 200

BATS & THROWS: Right ACQUIRED: Signed as free agent June, 1998

Year	Club	W-L	ERA	G	GS	CG	SHO	SV	IP	H	R	ER	BB	SO
1999	—Butte	3-2	4.06	29	0	0	0	5	31.0	34	15	14	12	26

SIGNED BY: Tom Kotchman

HIGH SCHOOL: Redan (GA)

COLLEGE: Mercer College (GA)

## Michael O'Keefe

OF

AGE: 21 BORN: June 28, 1978 in New Haven, CT RESIDES: Hamden, CT HT.: 5-10 WT.: 205

BATS & THROWS: Left ACQUIRED: Selected in 12th round of June, 1999 free agent draft

Year	Club	AVG.	G	AB	R	H	2B	3B	HR	RBI	BB	SO	SB
1999	—Boise	.326	72	264	52	86	13	1	9	70	54	41	4

SIGNED BY: Rick Schroeder

HIGH SCHOOL: Notre Dame (CT)

COLLEGE: Providence College

## Hugo Ogando

OF

AGE: 20 BORN: Apr. 14, 1979 in Guaymate, DR RESIDES: La Romana, DR HT.: 5-11 WT.: 164

BATS & THROWS: Right ACQUIRED: Signed as a free agent, Feb. 24, 1999

Year	Club	AVG.	G	AB	R	H	2B	3B	HR	RBI	BB	SO	SB
1999	—DSL	.225	33	80	22	18	5	2	2	11	14	21	4

SIGNED BY: Pablo Peguero

## Peter D. Orgill

INF

AGE: 23 BORN: Mar. 16, 1977 in Yakima, WA RESIDES: Yakima, WA HT.: 6-3 WT.: 200

BATS & THROWS: Right ACQUIRED: Signed as free agent Feb. 4, 1998

Year	Club	AVG.	G	AB	R	H	2B	3B	HR	RBI	BB	SO	SB
1999	—Butte	.323	58	217	43	70	8	1	5	36	26	38	0

SIGNED BY: Jack Uhey

HIGH SCHOOL: Davis (WA)

COLLEGE: University of Washington

# Organizational Players

## Miguel Angel Castilla Ortiz

INF

AGE: 21 BORN: Feb. 19, 1979 in Villa de Cura, VZ RESIDES: Villa de Cura, VZ HT.: 6-1 WT.: 175

BATS & THROWS: Right ACQUIRED: Signed as free agent May 26, 1999

Year	Club	AVG.	G	AB	R	H	2B	3B	HR	RBI	BB	SO	SB
1999	Butte	.387	31	124	24	48	8	3	6	29	2	19	3

SIGNED BY: Raul Ortega

## Edgar E. Padilla

RHP

AGE: 18 BORN: Aug. 11, 1981 in San Joaquin Carabobo, VZ RESIDES: San Joaquin, VA

HT.: 6-2 WT.: 170 BATS & THROWS: Right ACQUIRED: Signed as a free agent, Jan. 22, 1999

Year	Club	W-L	ERA	G	GS	CG	SHO	SV	IP	H	R	ER	BB	SO
1999	Did Not Play													

SIGNED BY: Jose Laiva

HIGH SCHOOL: UE Padre Domingo Segado(VZ)

## Jon E. Palmieri

INF

AGE: 22 BORN: June 19, 1977 in Elizabeth, NJ RESIDES: Melville, NY HT.: 6-1 WT.: 205

BATS & THROWS: Right ACQUIRED: Selected in 14th round June, 1999 free agent draft

Year	Club	AVG.	G	AB	R	H	2B	3B	HR	RBI	BB	SO	SB
1999	Boise	.325	48	151	34	49	10	2	2	31	17	10	4

SIGNED BY: Tom Burns

HIGH SCHOOL: Chaminade (NY)

COLLEGE: Wake Forest University (NC)

## Joel Gutierrez Peralta

INF

AGE: 20 BORN: March 23, 1980 in Bona0, DR RESIDES: Bona0, DR HT.: 5-11 WT.: 155

BATS & THROWS: Right ACQUIRED: Signed as free agent, Feb. 25, 1999

Year	Club	AVG.	G	AB	R	H	2B	3B	HR	RBI	BB	SO	SB
1999	DSL	.247	52	162	25	40	5	0	0	11	22	28	4

SIGNED BY: Luis Coronado

HIGH SCHOOL: 4th Bachillerato (DR)

## Felix A. Perozo

RHP

AGE: 26 BORN: Mar. 24, 1975 in San Pedro de Marcos, DR RESIDES: Pueblo Nuevo, DR

HT.: 6-5 WT.: 193 BATS & THROWS: Right ACQUIRED: Signed as free agent Feb. 6, 1997

Year	Club	W-L	ERA	G	GS	CG	SHO	SV	IP	H	R	ER	BB	SO
1997	Butte	1-6	5.81	14	14	2	0	0	79.0	106	63	51	35	54
1998	Cedar Rapids	0-3	2.52	26	0	0	0	16	25.0	16	10	7	12	23
	Lake Elsinore	0-1	2.25	10	0	0	0	2	12.0	11	4	3	6	12
1999	Lake Elsinore	0-5	5.70	32	0	0	0	2	36.1	44	26	23	18	23

SIGNED BY: Jose Gomez

## Maximo A. Pichardo

INF

AGE: 20 BORN: June 27, 1979 in Santo Domingo, DR RESIDES: Santo Domingo, DR

HT.: 6-0 WT.: 150 BATS & THROWS: Right ACQUIRED: Signed as a free agent, June 9, 1999

Year	Club	AVG.	G	AB	R	H	2B	3B	HR	RBI	BB	SO	SB	
1999	Did Not Play													

SIGNED BY: Jose Gomez

HIGH SCHOOL: 4th Bachillerato (DR)

## Joey L. Pipes

RHP

AGE: 26 BORN: Nov. 9, 1973 in St. Louis, MO RESIDES: Rolla, MO HT.: 6-4 WT.: 220

BATS & THROWS: Right ACQUIRED: Signed as free agent July 23, 1999

Year	Club	W-L	ERA	G	GS	CG	SHO	SV	IP	H	R	ER	BB	SO
1998	Astros	0-0	1.23	4	0	0	0	1	7.1	5	1	1	2	7
	Kissimmee	2-1	4.10	20	0	0	0	0	26.1	35	17	12	13	17
1999	River City	4-6	4.46	11	10	5	0	1	68.2	71	45	34	19	54
	Cedar Rapids	4-1	2.95	7	6	1	0	0	42.2	45	24	14	11	23
	Lake Elsinore	1-0	1.69	2	2	1	0	0	16.0	16	3	3	4	19

SIGNED BY: Joe Robinson

COLLEGE: Missouri Baptist

## Robb W. Quintan

INF

AGE: 23 BORN: March 17, 1977 RESIDES: Maplewood, MN HT.: 6-1 WT.: 195

BATS & THROWS: Right ACQUIRED: Selected in 56th round of June, 1997 free agent draft

Year	Club	AVG.	G	AB	R	H	2B	3B	HR	RBI	BB	SO	SB
1999	Boise	.322	73	295	51	95	20	1	9	77	35	52	5

SIGNED BY: Tom Osowski

HIGH SCHOOL: South Shores (NY)

COLLEGE: University of Minnesota

# Organizational Players

## Pablo C. Quintana

RHP

AGE: 19 BORN: Feb. 12, 1981 in Dominican Republic RESIDES: Esperanza, DR HT.: 6-2 WT.: 150

BATS & THROWS: Right ACQUIRED: Signed as a free agent, Dec. 9, 1998

Year	Club	AVG.	G	AB	R	H	2B	3B	HR	RBI	BB	SO	SB
1999—													

Did Not Play

SIGNED BY: Jose Gomez

HIGH SCHOOL: 2nd Bachillerato (DR)

## Alexis J. Ramirez

RHP

AGE: 17 BORN: Nov. 26, 1981 in Valencia Carabobo, VZ RESIDES: Valencia, VZ

HT.: 6-0 WT.: 165 BATS & THROWS: Right ACQUIRED: Signed as a free agent, Feb. 8, 1998

Year	Club	AVG.	G	AB	R	H	2B	3B	HR	RBI	BB	SO	SB
1999—													

Did Not Play

SIGNED BY: Jose Leiva

HIGH SCHOOL: Liceo Las Americas

## Travis Rapp

C

AGE: 25 BORN: Jan. 28, 1975 in Winter Haven, FL RESIDES: Sebring, FL HT.: 6-2 WT.: 205

BATS & THROWS: Right ACQUIRED: Signed as a free agent, Jan. 22, 1999

Year	Club	AVG.	G	AB	R	H	2B	3B	HR	RBI	BB	SO	SB
1999—	Cedar Rapids	.189	14	37	6	7	3	0	1	8	2	16	0
	Lake Elsinore	.176	12	34	2	6	2	0	0	1	2	14	0
	Erie	.250	3	8	1	2	1	0	0	0	2	4	0

SIGNED BY: Hernan Cortes

HIGH SCHOOL: South Shores (NY)

COLLEGE: North Florida

## Francisco J. Rodriguez

RHP

AGE: 18 BORN: Jan. 7, 1982 in Caracas, Venezuela RESIDES: Caracas, Venezuela HT.: 6-0 WT.: 165

BATS & THROWS: Right ACQUIRED: Signed as free agent Sept. 24, 1998

Year	Club	W-L	ERA	G	GS	CG	SHO	SV	IP	H	R	ER	BB	SO
1998—														
1999—	Butte	1-1	3.31	12	9	1	0	0	51.2	33	19	19	21	69
	Boise	1-0	5.40	1	1	0	0	0	5.0	3	4	3	1	6

Did Not Play

SIGNED BY: George Lauzerique

## Juan Gonzalez Rodriguez

INF/OF

AGE: 25 BORN: Dec. 16, 1974 in Arecibo, PR RESIDES: Arecibo, PR HT.: 5-10 WT.: 180

BATS: Switch THROWS: Right ACQUIRED: Signed as free agent Feb. 27, 1994

Year	Club	AVG.	G	AB	R	H	2B	3B	HR	RBI	BB	SO	SB
1995—	Mesa	.298	54	215	27	64	8	8	1	31	7	49	4
1996—	Boise	.297	52	192	24	57	9	0	2	28	12	52	3
	Cedar Rapids	.240	8	25	3	6	0	1	0	3	1	6	2
1997—	Cedar Rapids	.281	111	416	66	117	18	8	12	55	43	106	11
1998—	Lake Elsinore	.216	62	194	23	42	7	1	3	20	24	58	4
1999—	Lake Elsinore	.302	86	315	54	95	12	6	6	50	32	70	7

SIGNED BY: Jorge Ortiz

HIGH SCHOOL: Antonio Luchetti (PR)

## Justin N. Ross

OF

AGE: 23 BORN: Dec. 24, 1976 in Lemoore, CA RESIDES: Wexford, PA HT.: 6-2 WT.: 193

BATS & THROWS: Left ACQUIRED: Selected in 16th round of June, 1998 free agent draft

Year	Club	AVG.	G	AB	R	H	2B	3B	HR	RBI	BB	SO	SB
1998—	Butte	.309	65	220	53	68	13	4	1	42	81	31	7
1999—	Cedar Rapids	.288	51	184	43	53	14	0	3	23	53	30	10
	Lake Elsinore	.258	22	66	10	17	3	1	0	5	16	16	2

SIGNED BY: John Burden

HIGH SCHOOL: North Allegheny (PA)

COLLEGE: University of Tennessee

## Michael Thomas Russoniello

C

AGE: 22 BORN: May 29, 1977 in Scottsdale, AZ RESIDES: Scottsdale, AZ HT.: 6-0 WT.: 195

BATS & THROWS: Right ACQUIRED: Signed as free agent June 26, 1996

Year	Club	AVG.	G	AB	R	H	2B	3B	HR	RBI	BB	SO	SB
1996—	Mesa	.080	13	25	1	2	0	0	0	1	1	10	0
1997—	Boise	.000	2	3	1	0	0	0	0	1	0	2	0
1998—													
1999—													

Did Not Play

Did Not Play

SIGNED BY: Zeke Zimmerman

HIGH SCHOOL: Coronado (AZ)

COLLEGE: Mesa CC (AZ)

# Organizational Players

## Cody B. Salter

RHP

AGE: 24 BORN: Oct. 8, 1975 in Spokane, WA RESIDES: Plainfield, IL HT.: 6-4 WT.: 200

BATS & THROWS: Right ACQUIRED: Signed as free agent July 30, 1998

Year	Club	W-L	ERA	G	GS	CG	SHO	SV	IP	H	R	ER	BB	SO
1998	Butte	4-2	3.51	9	5	3	0	0	48.2	48	21	19	10	31
1999	Lake Elsinore	1-0	4.91	7	2	0	0	0	22.0	27	12	12	8	9
	Erie	6-2	4.10	27	3	0	0	0	52.2	65	29	24	14	16

SIGNED BY: Tom Osowski

HIGH SCHOOL: Plainfield (IL)

COLLEGE: University of Illinois

## Brian Seever

OF

AGE: 23 BORN: Aug. 18, 1976 in Fairfield, CA RESIDES: Fairfield, CA HT.: 6-0 WT.: 200

BATS & THROWS: Right ACQUIRED: Signed as free agent July 16, 1999

Year	Club	AVG.	G	AB	R	H	2B	3B	HR	RBI	BB	SO	SB
1999	Boise	.320	36	103	32	33	5	1	0	7	21	27	14

SIGNED BY: Tom Kotchman

HIGH SCHOOL: Fairfield (CA)

COLLEGE: University of Miami (FL)

## Joshua B. Shaffer

INF

AGE: 19 BORN: June 26, 1980 in Santa Ana, CA RESIDES: Las Vegas, NV HT.: 6-1 WT.: 175

BATS: Left THROWS: Right ACQUIRED: Selected in the 26th round of the June, 1999 free agent draft

Year	Club	AVG.	G	AB	R	H	2B	3B	HR	RBI	BB	SO	SB
1999	Boise	.209	66	225	46	47	11	0	1	21	30	65	3

SIGNED BY: Steve Gruwell

HIGH SCHOOL: Esperanza (CA)

COLLEGE: Rancho Santiago College (CA)

## Preston Sharp

INF

AGE: 22 BORN: April 22, 1977 in Walnut Creek, CA RESIDES: Chico, CA HT.: 6-0 WT.: 185

BATS: Switch THROWS: Right ACQUIRED: Signed as a free agent, July 14, 1999

Year	Club	AVG.	G	AB	R	H	2B	3B	HR	RBI	BB	SO	SB
1999	Butte	.327	26	98	25	32	3	4	1	12	11	15	9

SIGNED BY: Rick Schroeder

HIGH SCHOOL: Chico Senior (CA)

COLLEGE: University of California, Berkeley

## Brian J. Specht

INF

AGE: 18 BORN: Oct. 19, 1980 in Colorado Springs, CO RESIDES: Colorado Springs, CO HT.: 5-11 WT.: 150

BATS: Switch THROWS: Right ACQUIRED: Selected in the ninth round of the June, 1999 free agent draft

Year	Club	AVG.	G	AB	R	H	2B	3B	HR	RBI	BB	SO	SB
1999													

Did Not Play

SIGNED BY: Rick Schroeder

HIGH SCHOOL: Doherty (CO)

## Jason S. Stephens

RHP

AGE: 24 BORN: Sept. 10, 1975 in Shreveport, LA RESIDES: Springhill, LA HT.: 6-0 WT.: 180

BATS & THROWS: Right ACQUIRED: Selected in ninth round of June, 1996 free agent draft

Year	Club	W-L	ERA	G	GS	CG	SHO	SV	IP	H	R	ER	BB	SO
1996	Cedar Rapids	2-3	3.46	21	0	0	0	6	26	27	12	10	14	19
	Boise	2-0	8.10	3	0	0	0	1	3.1	4	3	3	1	5
1997	Lake Elsinore	7-11	5.40	24	22	1	0	0	126.2	149	86	76	42	101
1998	Lake Elsinore	7-6	4.10	35	13	1	1	0	123.0	128	72	56	47	89
1999	Lake Elsinore	3-3	4.19	15	11	1	0	0	68.2	84	39	32	24	66

SIGNED BY: Ron Marigny

HIGH SCHOOL: Springhill (LA)

COLLEGE: University of Arkansas-Fayetteville

## Michael Andre Stoner

DH/OF

AGE: 26 BORN: May 23, 1973 in Shelbyville, KY RESIDES: Simpsonville, KY HT.: 6-0 WT.: 200

BATS & THROWS: Right ACQUIRED: From Arizona in exchange for OF Jason Herrick, June 28, 1999

Year	Club	AVG.	G	AB	R	H	2B	3B	HR	RBI	BB	SO	SB
1996	Lethbridge	.321	24	78	13	25	1	2	1	13	12	13	13
	Bakersfield	.293	36	147	25	43	6	1	6	22	8	18	1
1997	High Desert	.358	136	567	115	203	44	5	33	142	36	91	6
1998	Tucson	.312	106	394	46	123	22	3	5	49	27	52	3
1999	Tucson	.429	14	21	2	9	1	0	0	6	2	3	0
	El Paso	.000	1	0	1	0	0	0	0	0	1	0	0
	Erie	.339	14	62	10	21	4	0	3	15	2	8	0
	Edmonton	.346	22	81	12	28	5	1	3	12	4	11	0

SIGNED BY: Howard McCullough

HIGH SCHOOL: Shelby County (KY)

COLLEGE: University of North Carolina

# Organizational Players

## Richard Carrion Stuart

OF

AGE: 23 BORN: July 31, 1976 in New York, NY RESIDES: Arecibo, PR HT.: 5-11 WT.: 170

BATS & THROWS: Right ACQUIRED: Selected in seventh round of June, 1994 free agent draft

Year	Club	AVG.	G	AB	R	H	2B	3B	HR	RBI	BB	SO	SB
1996	—Boise	.312	22	93	36	29	6	1	8	24	12	15	8
	—Cedar Rapids	.286	39	133	19	38	5	1	2	15	11	33	5
1997	—Lake Elsinore	.230	45	165	25	38	11	6	6	33	13	50	6
1998	—Injured—Did Not Play												
1999	—Cedar Rapids	.288	67	250	46	72	16	2	15	55	30	53	8
	—Lake Elsinore	.186	11	43	3	8	1	1	0	3	1	11	1

SIGNED BY: George Ortiz

HIGH SCHOOL: Dr. Maria Cadilla (PR)

## Luis F. Suarez

RHP

AGE: 24 BORN: March 12, 1976 in Bogota, Columbia RESIDES: Sunrise, FL HT.: 6-2 WT.: 180

BATS & THROWS: Right ACQUIRED: Signed as free agent June 15, 1998

Year	Club	W-L	ERA	G	GS	CG	SHO	SV	IP	H	R	ER	BB	SO
1998	—Boise	0-0	3.86	11	0	0	0	1	16.1	15	7	7	3	18
1999	—Cedar Rapids	1-1	7.00	4	4	0	0	0	18.0	25	19	14	9	15

SIGNED BY: Tom Kotchman

HIGH SCHOOL: Piper (FL)

COLLEGE: Brevard CC (FL)

## Luke M. Sullivan

LHP

AGE: 23 BORN: July 10, 1976 in Denver, CO RESIDES: Johnstown, CO HT.: 5-11 WT.: 170

BATS & THROWS: Left ACQUIRED: Selected in the 28th round of the June, 1999 free agent draft

Year	Club	W-L	ERA	G	GS	CG	SHO	SV	IP	H	R	ER	BB	SO
1999	—Boise	0-0	13.50	2	0	0	0	0	1.1	2	2	2	2	1

SIGNED BY: Darrell Miller

HIGH SCHOOL: Longmont (CO)

COLLEGE: New Mexico State University

## Evert-Jean "E.J." 't Hoen

INF

AGE: 24 BORN: Nov. 8, 1975 in Alphen Aandenryn, Netherlands RESIDES: Alphen Aandenryn, Netherlands

HT.: 6-2 WT.: 185 BATS & THROWS: Right ACQUIRED: Selected in 34th round of June, 1995 free agent draft

Year	Club	AVG.	G	AB	R	H	2B	3B	HR	RBI	BB	SO	SB
1996	—Boise	.200	18	60	6	12	1	0	2	4	4	17	0
1997	—Cedar Rapids	.203	123	384	41	78	19	3	3	46	31	114	2
1998	—Cedar Rapids	.218	130	441	57	96	22	1	18	55	50	129	10
1999	—Erie	.203	56	187	18	38	12	1	2	21	13	52	6
	—Edmonton	.138	9	29	2	4	0	0	0	0	2	7	0

SIGNED BY: Tom Kotchman

HIGH SCHOOL: Albananae (Netherlands)

COLLEGE: Indian River Community College (FL)

## Garry Templeton, Jr.

INF

AGE: 21 BORN: Aug 24, 1978 in St. Louis, MO RESIDES: Poway, CA DR HT.: 5-9 WT.: 175

BATS & THROWS: Right ACQUIRED: Selected in the 49th round of June, 1999 free agent draft

Year	Club	AVG.	G	AB	R	H	2B	3B	HR	RBI	BB	SO	SB
1999	—Butte	.204	33	93	16	19	0	0	0	11	8	28	4

SIGNED BY: Tom Burns

HIGH SCHOOL: Poway (CA)

COLLEGE: North Carolina A&T State University

## Kevin Ticen

INF

AGE: 23 BORN: April 9, 1976 in Portland, OR RESIDES: Bellevue, WA DR HT.: 5-11 WT.: 195

BATS & THROWS: Right ACQUIRED: Signed as free agent June 9, 1999

Year	Club	AVG.	G	AB	R	H	2B	3B	HR	RBI	BB	SO	SB
1999	—Boise	.292	14	48	5	14	5	0	0	9	3	10	1
	—Cedar Rapids	.284	27	88	8	25	4	0	1	10	8	24	0

SIGNED BY: Jack Uhey

HIGH SCHOOL: Interlake (WA)

COLLEGE: University of Washington

## Heath Timmerman

RHP

AGE: 22 BORN: Aug. 29, 1977 in Tulsa, OK RESIDES: Skiatook, OK HT.: 6-2 WT.: 185

BATS & THROWS: Right ACQUIRED: Selected in the third round of the June, 1997 free agent draft

Year	Club	W-L	ERA	G	GS	CG	SHO	SV	IP	H	R	ER	BB	SO
1997	—Butte	0-2	6.35	7	6	0	0	0	17.0	26	21	12	10	10
1998	—Cedar Rapids	7-13	4.30	27	27	4	1	0	161.1	170	100	77	61	132

SIGNED BY: Bob Fontaine, Jr.

HIGH SCHOOL: Skiatook, OK

COLLEGE: Northeastern Oklahoma A&M

# Organizational Players

## Marcelino Valdez

RHP

AGE: 18 BORN: June 2, 1981 in Bani, DR RESIDES: Bani, DR HT.: 5-11 WT.: 165

BATS & THROWS: Right ACQUIRED: Signed as free agent March 22, 1998

Year	Club	W-L	ERA	G	GS	CG	SHO	SV	IP	H	R	ER	BB	SO
1998	—													
1999	—													

SIGNED BY: Bob Fontaine, Jr.

## Ramon A. Valdez, Jr.

L

AGE: 18 BORN: May 27, 1981 in Zani, DR RESIDES: Zani, DR HT.: 5-11 WT.: 150

BATS & THROWS: Right ACQUIRED: Signed as free agent March 22, 1998

Year	Club	AVG.	G	AB	R	H	2B	3B	HR	RBI	BB	SO	SB
1998	—												
1999	—												

SIGNED BY: Bob Fontaine, Jr.

## Christian Valenzuela, Jr.

INF

AGE: 18 BORN: March 3, 1981 in Navajoa, Mexico RESIDES: Navajoa, Mexico HT.: WT.:

BATS & THROWS: Right ACQUIRED: Signed as free agent Feb. 6, 1998

Year	Club	AVG.	G	AB	R	H	2B	3B	HR	RBI	BB	SO	SB
1998	—												
1999	—												

SIGNED BY: Mario Mendoza

## Jesus A. Vega

C

AGE: 17 BORN: April 10, 1982 in Navajoa, Mexico RESIDES: Navajoa, Mexico HT.: 5-11 WT.: 190

BATS & THROWS: Right ACQUIRED: Signed as free agent June 5, 1999

Year	Club	AVG.	G	AB	R	H	2B	3B	HR	RBI	BB	SO	SB
1999	—												

SIGNED BY: Mario Mendoza

HIGH SCHOOL: Othonalmada (MX)

## Jeffrey Wagner

DH

AGE: 23 BORN: Jan. 5, 1977 in Louisville, KY RESIDES: Louisville, KY HT.: 6-3 WT.: 230

BATS & THROWS: Right ACQUIRED: Selected in 21st round of June, 1999 free agent draft

Year	Club	AVG.	G	AB	R	H	2B	3B	HR	RBI	BB	SO	SB
1999	Butte	.382	8	34	7	13	0	0	2	10	0	5	0

SIGNED BY: John Burden

HIGH SCHOOL: St. Xavier (KY)

COLLEGE: Notre Dame (IN)

## Kellen D. Wallace

OF

AGE: 18 BORN: Nov. 20, 1980 in Baltimore, MD RESIDES: Baltimore, MD HT.: 6-4 WT.: 200

BATS: Left THROWS: Right ACQUIRED: Signed as a free agent, August 25, 1999

Year	Club	AVG.	G	AB	R	H	2B	3B	HR	RBI	BB	SO	SB
1999	—												

SIGNED BY: Darrell Miller

HIGH SCHOOL: Dunbar (MD)

COLLEGE: Baltimore CC (MD)

## Christopher Otto Walther

INF/OF

AGE: 23 BORN: Aug. 28, 1976 in Tampa, FL RESIDES: Odessa, FL HT.: 6-2 WT.: 200

BATS & THROWS: Right ACQUIRED: Selected in Rule V draft from Milwaukee Brewers, Dec. 14, 1998

Year	Club	AVG.	G	AB	R	H	2B	3B	HR	RBI	BB	SO	SB
1995	Brewers	.259	50	174	28	45	3	2	0	19	10	9	4
1996	Ogden	.351	63	239	47	84	16	4	6	54	14	21	3
1997	Beloit	.300	113	437	55	131	25	4	0	38	28	41	5
1998	Stockton	.279	115	419	52	117	20	4	3	50	21	41	2
1999	Lake Eisnora	.295	100	380	48	112	26	2	36	60	27	31	3
	Erie	.355	9	31	5	11	2	1	1	6	4	4	0

SIGNED BY: Russ Bove

HIGH SCHOOL: Vivian Gaither (FL)

## Joshua J. Warren

RHP

AGE: 20 BORN: Apr. 9, 1979 in Sterling, IL RESIDES: Kirkland, WA HT.: 6-5 WT.: 220

BATS & THROWS: Right ACQUIRED: Selected in the 43rd round of June, 1998 free agent draft

Year	Club	W-L	ERA	G	GS	CG	SHO	SV	IP	H	R	ER	BB	SO
1999	Butte	2-0	10.93	14	0	0	0	1	28.0	44	38	34	16	16

SIGNED BY: Tom Kotchman

HIGH SCHOOL: Portales (NM)

COLLEGE: Polk CC (FL)

# Organizational Players

## Alan Wawrzyniak

RHP

AGE: 22 BORN: Sept. 14, 1977 in Reading, PA RESIDES: Blandon, PA HT.: 6-3 WT.: 205

BATS & THROWS: Right ACQUIRED: Selected in the seventh round of June, 1999 free agent draft

Year	Club	W-L	ERA	G	GS	CG	SHO	SV	IP	H	R	ER	BB	SO
1999	—													

SIGNED BY: Tom Burns

HIGH SCHOOL: Reading Central Catholic (PA)

COLLEGE: Philadelphia College of Textiles

## Edward P. Welch

OF

AGE: 20 BORN: Feb. 22, 1980 in Vancouver, B.C. RESIDES: Vancouver, BC HT.: 6-0 WT.: 190

BATS & THROWS: Left THROWS: Right ACQUIRED: Selected in 12th round of June, 1998 free agent draft

Year	Club	AVG.	G	AB	R	H	2B	3B	HR	RBI	BB	SO	SB
1998	—												

Did Not Play

1999	Butte	.344	31	122	29	42	4	2	0	19	18	30	24
------	-------	------	----	-----	----	----	---	---	---	----	----	----	----

SIGNED BY: Jon Neiderer

HIGH SCHOOL: Point Grey Secondary (BC)

## Gregory L. White

INF

AGE: 24 BORN: Feb. 17, 1976 in Chambersburg, PA RESIDES: Waynesboro, PA HT.: 6-5 WT.: 220

BATS & THROWS: Right ACQUIRED: Signed as free agent Oct. 22, 1998

Year	Club	AVG.	G	AB	R	H	2B	3B	HR	RBI	BB	SO	SB
1998	—												

Did Not Play

1999	Butte	.327	55	205	37	67	15	2	9	47	26	50	1
------	-------	------	----	-----	----	----	----	---	---	----	----	----	---

SIGNED BY: Tom Burns

HIGH SCHOOL: Waynesboro (PA)

COLLEGE: James Madison University (VA)

## Shad Clayton Williams

RHP

AGE: 29 BORN: Mar. 10, 1971 in Fresno, CA RESIDES: Fresno, CA HT.: 6-0 WT.: 198

BATS & THROWS: Right ACQUIRED: Selected in the 17th round of June, 1991 free agent draft

Year	Club	W-L	ERA	G	GS	CG	SHO	SV	IP	H	R	ER	BB	SO
1992	Quad City	13-11	3.26	27	27	7	0	0	179.1	161	81	65	55	152
1993	Midland	7-10	4.71	27	27	2	0	0	175.2	192	100	92	65	91
1994	Midland	3-0	1.11	5	5	1	1	0	32.1	13	4	4	4	29
	Vancouver	4-6	4.60	16	16	1	1	0	86.0	100	61	44	30	42
1995	Vancouver	9-7	3.37	25	25	3	1	0	149.2	142	65	56	48	114
1996	Vancouver	6-2	3.96	15	13	1	1	0	75.0	73	36	33	28	57
	California	0-2	8.89	13	2	0	0	0	28.1	42	34	28	21	26
1997	Vancouver	6-2	3.82	40	10	0	0	1	99.0	98	52	42	41	52
	Anaheim	0-0	0.00	1	0	0	0	0	1.0	1	0	0	1	0
1998	Columbus	0-1	12.75	5	1	0	0	0	12.0	24	19	17	8	10
	Norwich	4-2	4.29	9	8	0	0	0	42.0	55	22	20	11	18
	Vancouver	1-4	3.18	14	10	1	0	0	68.0	65	30	24	18	29
1999	Reading	2-2	3.13	16	2	0	0	0	31.2	30	17	11	10	19
	Scranton	0-2	19.80	2	2	0	0	0	5.0	17	11	11	3	2
	Edmonton	5-3	3.72	16	11	1	0	0	75.0	73	36	11	19	35

SIGNED BY: Roger Ferguson

HIGH SCHOOL: San Joaquin (CA)

COLLEGE: Fresno City CC (CA)

## Philip Wilson

RHP

AGE: 19 BORN: Apr. 1, 1981 in Charleston, WV RESIDES: Ramona, CA HT.: 6-0 WT.: 200

BATS & THROWS: Right ACQUIRED: Selected in the third round of June, 1999 free agent draft

Year	Club	W-L	ERA	G	GS	CG	SHO	SV	IP	H	R	ER	BB	SO
1999	—													

Did Not Play

SIGNED BY: Tim Kelly

HIGH SCHOOL: Poway (CA)

## Abel Xicotencatl

LHP

AGE: 19 BORN: Nov. 24, 1980 in San Luis Potosi, Mexico RESIDES: San Luis Potosi, Mexico HT.: 6-0 WT.: 187

BATS & THROWS: Right ACQUIRED: Selected in the third round of June, 1999 free agent draft

Year	Club	W-L	ERA	G	GS	CG	SHO	SV	IP	H	R	ER	BB	SO
1999	—													

Dominican Summer League

SIGNED BY: Jose Gomez

HIGH SCHOOL: Universidad Autonoma (MX)

COLLEGE: Esc. Prep. Por Cooperacion (MX)

## Minor League Awards

The Dick Wantz Memorial Trophy is given annually to the player who shows the most dedication and improvement during the Angels Arizona Instructional League program. Wantz, a right-handed pitcher for the Angels in 1965, died suddenly of a brain tumor. He pitched only one inning in a major league game. Past winners:

1966 — Jim Spencer (1b)	1984 — Tony Mack (rhp)
1967 — Tom Burgmeier (lhp)	1985 — Kevin Davis (inf)
1968 — Gordon Avery (2b)	1986 — Ray Chadwick (rhp)
1969 — Steve Schneider (2b)	1987 — Mike Knapp (c)
1970 — Joe Henderson (rhp)	1988 — Bobby Bell (c)
1971 — Junior Riggins (of)	1989 — Jim Edmonds (of)
1972 — Billy Smith (ss)	1990 — Chad Curtis (inf)
1973 — Frank Tanana (lhp)	1991 — Tyrone Boykin (of)
1974 — Marty Friedman (of)	1992 — Mark Simmons (inf)
1975 — Dave Machemer (inf)	1993 — Deshawn Warren (lhp)
1976 — Rance Mulliniks (inf)	1994 — Did Not Participate Due To Strike Shortened Season
1977 — Pat Kelly (c)	1995 — Tommy Darrell (rhp)
1978 — Brian Harper (c)	1996 — Ramon Ortiz (rhp)
1979 — Jeff Bertoni (ss)	1997 — Matt Wise (rhp)
1980 — Tom Brunansky (of)	1998 — Jay Hood (inf)
1981 — Steve Lubratich (inf)	1999 — Chris Hills (of)
1982 — Mike Brown (of)	
1983 — Jose Moreno (of)	

The Kenny Myers Memorial Award is given each year to the minor league player judged best in the Angels organization. Myers, who joined the Angels in 1969 as a scout and minor league hitting instructor, died in July, 1972. Past winners:

1972 — Doug Howard (inf)	1990 — Marcus Moore (rhp)
1973 — Frank Tanana (lhp)	1991 — Mark Howie (inf)
1974 — Bruce Bochte (of-1b)	Don Vidmar (rhp)
1975 — Dave Collins (of)	1992 — John Fritz (rhp)
1976 — Willie Aikens (1b)	Tim Salmon (of)
1977 — Rance Mulliniks (inf)	1993 — Mark Sweeney (of)
1978 — Bob Clark (of)	Bryan Harris (lhp)
1979 — Mike Bishop (1b)	1994 — Todd Greene (c)
1980 — Daryl Sconiers (1b)	Andrew Lorraine (lhp)
1981 — Tom Brunansky (of)	1995 — Todd Greene (c)
1982 — Steve Lubratich (inf)	Jason Dickson (rhp)
Dick Schofield (inf)	1996 — Larry Barnes (inf)
1983 — Mike Brown (of)	Dennis Springer (rhp)
1984 — Wally Joyner (inf)	1997 — Norm Hutchins (of)
1985 — Reggie Montgomery (of)	Ramon Ortiz (rhp)
1986 — Dante Bichette (of)	1998 — Troy Glaus (inf)
Willie Fraser (rhp)	Steve Fish (rhp)
1987 — Bryan Harvey (rhp)	1999 — Larry Barnes (inf)
1988 — Colin Charland (lhp)	Scot Shields (rhp)
Jeff Manto (inf)	
1989 — Glenn Carter (rhp)	
Bobby Rose (inf)	

# 1999 Draft Selections

(Signed Players Only)★

Rnd	Player	Pos	B	T	HT	WT	Born	School
2	John Lackey	RHP	R	R	6-6	210	10/23/78	Grayson County JC
3	Phil Wilson	RHP	R	R	6-6	200	4/1/81	Poway High School
4	Stan Bukowski	RHP	R	R	6-4	225	9/16/81	Dunedin High School
5	Vince LaCorte	RHP	R	R	6-3	210	9/10/78	San Jose State University
6	Dusty Bergman	LHP	L	L	6-4	195	2/1/78	University of Hawaii
7	Alan Wawrzyniak	RHP	R	R	6-3	205	9/14/77	PA College of Textiles
8	Aaron Franke	RHP	R	R	6-3	220	8/13/79	Owens CC
9	Brian Specht	INF	S	R	5-11	170	10/19/80	Doherty High School
10	Robb Quinlan	INF	R	R	6-1	195	3/17/77	University of Minnesota
11	Chris Barski	C	L	R	6-2	210	1/14/78	New Mexico State
12	Michael O'Keefe	OF	L	L	5-10	205	6/28/78	Providence College
13	Alfredo Amezaga	INF	R	R	5-9	160	1/16/78	St. Petersburg College
14	Jon Palmieri	INF	R	R	6-1	205	6/19/77	Wake Forest University
15	Sean Brummett	LHP	L	L	6-0	200	1/10/78	Indiana State University
16	Brandon Jackson	OF	R	L	6-4	195	1/1/77	Savannah State University
17	Scott Bikowski	OF	L	L	6-0	180	2/12/77	Florida Southern College
19	Gary Johnson	OF	L	L	6-3	210	10/29/75	Brigham Young University
20	Brent Haworth	RHP	R	R	6-6	205	2/26/77	Rollins College
21	Jeff Wagner	C	R	R	6-3	230	1/5/77	University of Notre Dame
23	Jhuniur Duverge	C	R	R	6-2	200	10/5/79	Norwalk Comm Tech
24	Benjamin Grezlovski	RHP	R	R	5-11	180	11/22/76	University of Florida
25	Shayne Ferrier	RHP	R	R	6-0	185	4/13/76	Southwest Missouri State
26	Palmer Ebanks	RHP	R	R	6-1	170	1/14/77	Jacksonville University
27	Tom Gregorio	C	R	R	6-2	200	5/5/77	Troy State University
28	Luke Sullivan	LHP	L	L	5-11	170	7/10/76	New Mexico State
29	Brett Schreyer	RHP	R	R	6-2	215	10/15/76	Florida Atlantic University
30	Chip Gosewich	INF	R	R	5-9	185	2/28/77	Arizona State University
32	Chris Hills	OF	R	R	6-0	180	8/31/77	Jackson State University
33	Timothy Boeth	INF	R	R	6-0	185	11/3/76	Univ. of Central Florida
34	Patrick Bowen	RHP	R	R	6-3	200	2/28/77	St. Leo College
35	Craig Glysich	RHP	L	R	6-3	215	11/15/76	University of Wisconsin
36	Pete Orgill	INF	L	R	6-3	225	3/16/77	University of Washington
41	Brandon Martin	OF	L	R	5-11	170	10/9/79	Riverside CC
45	Bill Curtis	OF	S	R	6-2	195	11/11/77	Grand Canyon College
49	Garry Templeton Jr.	INF	S	R	5-9	175	8/24/78	North Carolina A&T
50	Jeffrey Nebel	RHP	R	R	6-1	200	7/2/76	Mercer University

★ See Organizational Players for 1999 clubs.



John Lackey



1999 In  
Review

# 1999 Season In Review



**Back Row (Left to Right):** Juan Alvarez, Lou Poff, Al Levine, Matt Luke, Chuck Finley, Troy Glaus, Tim Lincecum, Jeff Huson, Mike Flynne, Andy Sheets

**Fourth Row (Left to Right):** Borge Molina, Brian Cooper, Ramon Orta, Jerrod Washburn, Troy Percival, Tim Lincecum, Garrett Anderson, Darin Erstad, Mark Patkovsk, Mike Mays, Trent Durrington

**Third Row (Left to Right):** Dr. Lewis Yrcum (Medical Director), Ken Higdon (Equipment Mgr.), Orlando Palmeira, Matt Walbeck, Shigetoshi Hasegawa, Jim Edmonds, Ken Hill, Gary DiSarcina, Mo Vaughn, Steve Sparks, Todd Greene, Mike Holz, Tom Taylor (Travel Coordinator), Dr. Craig Milhouse (Team Physician)

**Second Row (Left to Right):** Bill LeSuer (Muscle Therapist), Rick Harman (Physical Therapy Consultant), Rick Smith (Trainer), Mck Balmeyer (Bulpen Coordinator), George Hendrick (1st Base Coach), Dick Pole (Pitching Coach), Joe Maddon (Infield Manager), Rod Cariv (Hitting Instructor), Larry Bowls (3rd Base Coach), Joe Coleman (Bulpen Coach), Ned Berger (Head Trainer), Brian Grapes (Strength and Conditioning Specialist), Diego Lopez (St Vitec Coordinator)

**Front Row (Left to Right):** Rich Titlin, Steve Rivera, Tom Bolin, Corey Morbeck, Keith Tarter (Asst. Epl. Mgr.), Brian Harkins (Visiting Clubhouse Mgr.), Jim Greer (Umpire Room Attendant), Scott Smith, Hector Vasquez, Marcelo Miranda

**WINS & LOSSES:** The Anaheim Angels concluded the 1999 season, their 39th campaign overall and 34th in Anaheim, with a 70-92 record, in fourth place, 25 games behind Texas in the American League West...The 70 wins are the fewest by an Angels' club since 1996 (70-91, 4th, -19 1/2) and the 92 losses is the most since 1983 (70-92; 15th, -29)...The drop in wins by 15 from 1998 is the largest since 1986-87 (17; 92-70 in 1986 & 75-87 in 1987)...25 games off the pace is the most since 1988 (-29; 75-87)...The Angels' largest lead of the season in the A.L. West was one game, April 10 (3-2)...The Angels' largest deficit of the season was 29 games (3 times; Sept. 6-8)...The fourth place standing marked the lowest since 1996 (70-91), after finishing in second place the past two seasons...The Angels spent eight days in first place, 18 in second, 11 in third and 140 days in the last position in the division...The Angels' .432 winning percentage ranked 10th in the American League and 23rd in the major leagues, after finishing sixth and tied for 12th, respectively, in 1998...The percentage is the lowest since 1983 (.432) and the largest difference (.093) from the previous season (.525) since 1986-87 (.568 to .463)...The club finished below .500 for the 26th time in club history and fifth time in the last eight seasons...Anaheim posted a 41-45 record before the All-Star break and a 29-47 mark after...The 41 wins in the first half was the fewest by the Angels since 1994 (38-51), while the 45 losses was the most since 1995 (43-45)...The Angels were a season-best one game over .500 four times (last time: April 16, 6-5)...The club fell 32 games under .500, Sept. 5 (52-84), equalling the club record set Sept. 22, 1974 (61-93)...The Angels finished 37-44 at home and 33-48 on the road...The below-.500 record at home marked the 20th in club history, the first since 1994 (23-40), and just the third in the last 11 seasons...The 37 wins in Anaheim is the fewest since 1988 (35-46)...The 33-48 mark on the road marked the fewest wins away from home since 1996 (27-53)...Among A.L. foes, the club finished with a 20-36 record against the East, 24-28 vs. the Central and 20-16 against West opponents, for a final 64-80 mark (.444) record against the circuit...The winning record against the West marked the third straight (19-17 in 1998 & 25-11 in 1997), for the first time since 1978-80...The Angels have finished above .500 four times vs. the Central in the division's six-year existence...In interleague play, Anaheim posted a 6-12 record against the N.L. West, after posting a 10-6 record in 1998 and 4-12 mark in 1997...The winning percentage (.333) tied for second worst in the A.L. (Boston & Kansas City), after tying for second best (Cleveland) a season ago...The Angels posted a winning record vs. six teams (Colorado, Kansas City, Minnesota, Oakland, New York & Tampa Bay), a losing record against eight clubs (Arizona, Baltimore, Boston, Cleveland, Los Angeles, San Diego, San Francisco & Toronto) and a .500 record vs. four opponents (Chicago, Detroit, Seattle & Texas)...The club lost nine games against four opponents (Baltimore, Boston, Cleveland & Toronto), while the eight wins against Oakland (8-4) was the most against any club...The Angels won just one game against Boston and three against Toronto, the fewest against each team in club history...Anaheim finished 23-25 in one-run games (17-7 at home), 14-13 in two-run contests (4-5 at home) and 9-15 in three-run games, indicating 61% of Angels' games in 1998 were decided by three-runs-or-less...The Angels posted two winning months (Sept. 16-12 & Oct. 3-0), the first winning Sept. since 1991 (15-13) and the most wins in the month since 1986 (17-10)...The 3-0 record in Oct. equals a club record for wins (fifth time) and winning percentage (3-0 in 1982) in the month...The eight wins in July (8-17) is the fewest in the month in club history (nine three times), while the eight wins in Aug. (8-21) equals the fewest in the month in club annals (8-18 in 1963)...The Angels' longest winning streak was five games (Sept. 12-15 & Sept. 29-Oct. 3; final five games of season)...The Angels' longest losing streak was 11 games (July 16-26), equalling the second longest losing streak in club history (third time).

**NOTE:** All information is exclusive of strike-shortened seasons.

# 1999 Season In Review

## Following is a look at the 1999 Angels at a glance:

Record: . . . . .	70-92
Record under <b>Terry Collins</b> : . . . . .	<b>CAREER AS ANGEL:</b> 214-235
	<b>OVERALL CAREER:</b> 438-432
Record under <b>Joe Maddon</b> . . . . .	<b>1999 AS INTERIM:</b> 19-10
	<b>CAREER AS INTERIM:</b> 33-26
Pre-All-Star Break record: . . . . .	41-45
Post-All-Star Break record: . . . . .	29-47
Current streak: . . . . .	Won 5
Last series: . . . . .	3-0
Last homestand: . . . . .	5-1
Last road trip: . . . . .	1-2
Last 5 games: . . . . .	5-0
Last 10 games: . . . . .	7-3
Most games over .500: . . . . .	1; Four times; last time: April 16 (6-5)
Most games under .500: . . . . .	32; Sept. 6 (52-84)
Record at .500: . . . . .	Six times; last time: 6-6 (April 17)
Longest winning streak: . . . . .	5; Sept. 12-15 & Sept. 29-Oct. 3
Longest home winning streak: . . . . .	5; Sept.29-Oct. 3
Longest road winning streak: . . . . .	5; Sept. 12-15
Longest losing streak: . . . . .	11; July 16-26
Longest home losing streak: . . . . .	7; July 16-31
Longest road losing streak: . . . . .	7; July 11-26 & Aug. 27-Sept. 2
Longest game, innings: . . . . .	13; June 13 vs. Ari. (3-1 loss)
Largest margin, victory: . . . . .	16; April 29 vs. Tor. (17-1 win)
Largest margin, loss: . . . . .	14; June 30 vs. Tex. (18-4 loss)
Largest deficit overcome: . . . . .	5; 0-5, Sept. 4 vs. N.Y. (9-6 loss)
	2-7, June 24 at Sea. (12-7 win)
	1-6, Sept. 14 at K.C. (GM 1 - 8-6 win)
	0-5; Oct. 1 vs. Tex. (7-6 win)
Largest lead surrendered: . . . . .	10; 10-0, April 28 vs. Tor. (12-10 win)

## No. of Days...

In first place: . . . . .	8
In second place: . . . . .	18
In third place: . . . . .	11
In fourth place: . . . . .	140

## When Angels...

Score first: . . . . .	47-34
Score second or shutout: . . . . .	23-58
Score 4-or-more runs: . . . . .	62-24
Score 3 runs-or-fewer: . . . . .	8-68
Lead after 7 innings: . . . . .	47-10
Trail after 7 innings: . . . . .	8-74
Tied after 7 innings: . . . . .	15-8
Lead after 8 innings: . . . . .	59-3
Trail after 8 innings: . . . . .	4-83
Tied after 8 innings: . . . . .	7-6
Come-from-behind wins: . . . . .	36
Win/lose in final at-bat: . . . . .	20-20
Out-hit opponent: . . . . .	55-19
Out-hit by opponent: . . . . .	10-65
Opponent has equal hits: . . . . .	5-8
Collect 10-or-more hits: . . . . .	41-22
Allow 10-or-more hits: . . . . .	17-59
Collect a home run: . . . . .	53-44
Allow a home run: . . . . .	39-69
Commit an error: . . . . .	24-51
Starting pitcher 7 IP-or-more & 3 ER-or-less: . . . . .	35-17

# 1999 Season In Review

## Series Record...

Two-game set:	1-2-1
Three-game series:	15-24
Four-game series:	3-3-3
First game:	23-30
Second game:	19-33
Third game:	23-24
Fourth game:	5-5
Sweeps:	<b>3-game (4-9)</b>
	April 20-22 at Tor. (L)
	May 7-9 at Bos. (L)
	May 11-13 at N.Y. (W)
	June 15-17 at Tor. (L)
	June 25-27 vs. Oak. (W)
	June 28-30 vs. Tex. (L)
	July 18-20 vs. S.D. (L)
	July 23-25 at Bal. (L)
	Aug. 9-11 vs. Cle. (L)
	Aug. 27-29 at Bos. (L)
	Sept. 17-19 vs. Bal. (L)
	Sept. 20-22 vs. T.B. (W)
	Oct. 1-3 vs. Tex. (W)
	<b>4-game (0-1)</b>
	Aug. 30-Sept. 2 at Cle. (L)

## Daily Record...

Monday:	6-11 (12-5 in '98)
Tuesday:	11-15 (11-11 in '98)
Wednesday:	12-13 (15-11 in '98)
Thursday:	9-8 (10-9 in '98)
Friday:	12-13 (11-14 in '98)
Saturday:	9-18 (11-15 in '98)
Sunday:	11-14 (14-12 in '98)
Saturday Night Specials:	3-6
Turn Ahead the Clock:	1-1
Doubleheaders:	2-0

## Monthly Record...

April:	11-12 (15-11 in '98)
May:	13-15 (12-15 in '98)
June:	11-15 (22-6 in '98)
July:	8-17 (9-18 in '98)
Aug.:	8-21 (18-12 in '98)
Sept.:	16-12 (9-15 in '98)
Oct.:	3-0 (0-0 in '98)

**TERRY COLLINS:** Began third season as manager of the Angels, before resigning from position, Sept. 3...He posted a 214-235 (51-82 in 1999) managerial record with the Angels, guiding the club to consecutive second place finishes in 1997 (84-78) and 1998 (85-77)...Collins posted a 79-75 record in 1998, missing eight games due to suspension...The 85 total wins in 1998 were the most victories by an Angels' club since 1989 (91-71)...Collins finished third in the 1998 A.L. Manager of the Year voting, behind Joe Torre of New York and Jimmy Williams of Boston...Collins was appointed manager of the Angels, Nov. 4, 1996 and signed a contract extension this past June 22...He collected his 200th win as Angels' manager, July 4 at Oakland, to become only the sixth manager in club history to post 200-or-more wins...Prior to his appointment with Anaheim, Collins served as the manager of the Houston Astros for three seasons (1994-96)...He compiled a 224-197 overall record with Houston, including three straight second place finishes...Collins' 224 wins rank seventh on Houston's all-time list...He was relieved of his duties with the Astros, Oct. 4, 1996...Overall, Collins owns a 438-432 record as a major league manager.

## 1999 Season In Review

**JOE MADDON:** Appointed interim manager, Sept. 3, 1999, following resignation of Terry Collins, and was Angels' seventh interim manager, having served in that capacity twice previously...Had served as Angels' bench coach, his sixth season on Angels' major league coaching staff and 25th campaign with organization (played in minor league system, 1975-79)...He served as interim manager with Anaheim in 1998, replacing Collins, who was suspended eight games in conjunction with bench-clearing incidents in Kansas City, June 2...Managerial duties for Angels during Collins' suspension were handled by committee, while Maddon served as interim manager in relation to win/loss records, posting a 6-2 mark...In 1996, Maddon served as bench coach, first base coach and interim to the interim manager...He posted an 8-14 record as interim manager, replacing John McNamara, who was sidelined due to deep vein thrombosis (blood clot) of right calf...Maddon became seventh interim manager in club history and second interim to interim manager (Lachemann was interim to John Wathan, who was interim to Buck Rodgers) in club history...Owns overall managerial mark of 33-26 (19-10 in 1999).

**BILL BAVASI:** Began sixth season as Angels' Vice-President & General Manager, before resigning from position, Oct. 1...A member of the California/Anaheim Angels since 1980, he was re-assigned as Special Assistant to Anaheim Sports, Inc., President Tony Tavares...Bavasi will assist the club in a variety of projects, including preparing a comprehensive organizational philosophy which extends from the minor leagues to the major league team...Was appointed to Vice-President & General Manager, Jan. 12, 1994, having been responsible for the overall baseball operations of the club, including scouting, player personnel and player development...His career began as a Minor League Administrator in June, 1980...Bavasi was later appointed Director of Minor League Operations, Jan. 24, 1984, and held that position until Sept. 10, 1993 when he was named Assistant General Manager...Prior to joining the Angels, he began his baseball career working for Al Mattei in the Operations Department of the San Diego Padres in 1974...In conjunction with Director of Scouting Bob Fontaine, Bavasi was responsible for the Angels' system that has developed such major league talent as Chuck Finley, Tim Salmon, Gary DiSarcina, Jim Edmonds, Garret Anderson, Troy Percival, Jason Dickson, Kirk McCaskill, Wally Joyner and Devon White...He completed 36 trades as VP & General Manager, equaling the number of trades made in the previous 12 seasons (1982-93), and never went to arbitration with any player in his tenure.

**BATTING:** Anaheim finished 14th in the circuit with a .256 batting average, after finishing seventh (.272) a year ago...The average was the lowest by the Angels since 1992 (.243)...The Angels scored 711 runs, 13th in the league and lowest total in full season since 1993 (684)...Anaheim averaged 4.4 runs and 8.7 hits per game, a decrease in runs and hits from the 1998 season (4.9 & 9.4, respectively)...The Angels connected for 158 home runs, 11 more than the club recorded last season (147)...85 home runs came with the bases empty (54%)...The club hit five grand slams (Tim Salmon, Todd Greene, Andy Sheets, Mo Vaughn & Matt Walbeck), all by June 5...Anaheim hit grand slams in consecutive games, April 15 at Oakland (Salmon) and April 16 vs. Seattle (Greene) for the third time in club history and first since June 25-26, 1985 vs. Cleveland (Ruppert Jones & Reggie Jackson)...Anaheim's best month was April, posting a .282 mark (229/811) in 23 games...The Angels hit .251 at home, .260 on the road, .254 vs. RHP and .259 vs. LHP...Anaheim posted a .259 average with runners in scoring position, .294 with a runner on third and .275 with the bases loaded...The seventh position of the batting order led the club in average (.270)...The first position led in at-bats (686), runs scored (97), hits (173), triples (6), stolen bases (16) and caught stealing (12)...The third position led in RBI (112), walks (79), strikeouts (134) and on-base percentage (.354)...The fourth position led in doubles (41), home runs (31) and slugging percentage (.483)...No. 4 (112) was the other position to drive in 100 runs...The Angels hit .251 with none on and .262 with runners aboard...The Angels in the outfield combined to post a .272 average with 279 runs scored, 98 doubles, 59 home runs and 233 RBI...The Angels batted .302 when putting the first pitch in play and .185 with two strikes in the count...39 of 158 home runs hit came with two strikes (25%)...Anaheim's designated hitters hit .258 with 29 home runs and 106 RBI...Pinch-hitters registered a .255 (25/98) mark, highest since 1994 (.262)...The club hit two PH home runs (Greene & Matt Luke)...Greene's pinch-hit HR, April 11 vs. Cleveland, was the first by an Angel since July 30, 1996 at Detroit (Jack Howell)...The Angels set a club record in two-

## 1999 Season In Review

base hits for a game (10; April 12 at Texas)...Individual batters also tied four records in a game, including most hits inning (2; Jim Edmonds - Oct. 2 vs. Texas & Vaughn - July 7 vs. Seattle), most two-base hits, game (3; Troy Glaus, April 12 at Texas), Most three-base hits, game (2; Reggie Williams - June 30 vs. Texas) and most strikeouts, game (4; Greene - June 30 vs. Texas & Williams - May 13 at New York)...Vaughn and Randy Velarde became the first Angels to collect five hits (5/6) in the same game, June 24 at Seattle...On Angels' all-time single season list, Anderson's 1999 totals are among top 10 in at-bats (620; 10th), hits (188; T3rd), total bases (291; T10th) and doubles (36; T9th)...Vaughn's ranks among the top 10 in home runs (33; T8th), RBI (108; 6th) and hit by pitch (11; T9th)...Glaus' 143 strikeouts is third most in club history...Anaheim was also no-hit (Eric Milton; Sept. 11 at Minnesota) and one-hit (John Burkett, Jeff Zimmerman & John Wetteland, June 29 vs. Texas) this season, the seventh no-hitter (sixth complete) and 23rd one-hitter (seventh combined) against the Angels in club history.

**PITCHING:** Anaheim finished with a 4.79 ERA, ranking fifth in the A.L., after posting a 4.49 ERA and sixth place ranking a year ago...The best month for ERA was May (4.28)...The staff ranked tied for 10th in saves with 37, led by Troy Percival (31)...The only other Angels to post saves were Shigetoshi Hasegawa (2), Mark Petkovsek (1) and Lou Pote (3)...The team issued 17 intentional walks, the fewest in club history...Starters compiled a 42-68 record with four complete games a 5.20 ERA...The complete games total was the second fewest in club history (3 in 1998) and ranked tied for 12th in the league...Overall, the staff posted seventh shutouts, tying the fifth fewest in club history (1961 & 1997), ranking seventh in the A.L....No Angels starter tossed a complete game shutout for the first time in club history...Relievers posted a 28-24 mark and 4.03 ERA...The bullpen was successful in 37 of 55 save opportunities (67%)...Three Angels pitchers finished with a record above .500...Chuck Finley (12) and Petkovsek (10) were the lone pitchers to post wins in double figures...Petkovsek's 10 wins were the second most by a reliever in club history (Mark Clear; 11 in 1979)...A total of 13 pitchers made at least one start, setting a club record...The bullpen inherited 310 runners, allowing 102 to score (33%)...Opponents hit .269 with 177 home runs against the staff...The HR total ranked fifth fewest in the A.L....102 of 177 home runs allowed were solo (58%)...Left-handers hit .260 and right-handers posted a .275 average...Starters' average against was .275, compared to .256 vs. relievers...First batter faced against the bullpen batted .223 (79/354) with 13 home runs and 62 RBI...Opponents hit .304 (243/800) with 31 home runs and 120 RBI when putting the first pitch in play and .196 with 47 home runs and 271 RBI with two strikes in the count...Overall, the staff struck out 877 batters (13th in A.L.)...Ramon Ortiz (Aug. 19 at Chicago) and Brian Cooper (Sept. 7 vs. Chicago) became the first Angels' rookies to win their major league debuts in the same season since Minnie Rojas and Clyde Wright in 1966...Ortiz also became just the second Dominican-born player to pitch for the Angels (Pedro Borbon in 1969)...Anaheim pitched back-to-back shutouts, May 12-13 at New York (1-0 & 2-0), marking the first time the Angels tossed consecutive shutouts on the road since Aug. 2-3, 1989 at Seattle (7-0 & 6-0)...Angels' pitchers allowed 18 runs, June 30 vs. Texas, equalling the most allowed at home in club history...Omar Olivares (June 13 vs. Arizona) and Steve Sparks (May 22 at Tampa Bay) equalled the club record for hit batters in a game with four (Ken McBride; April 23, 1964 vs. Cleveland) and the major league record (18th & 19th times)...Sparks also tied major league record hitting three consecutive batters in the game (3rd inn.), marking the 18th time it has occurred since 1900...Finley recorded career strikeout No. 2000, May 23 at Tampa Bay (Herbert Perry; 7th inn. - looking), becoming the 51st pitcher (eight active) in major league history to accomplish feat...Is second Angel to record 2,000 strikeouts (Nolan Ryan - 2,416, 1972-79)...Ranks 44th on all-time strikeout list with 2,151 strikeouts...Struck out seven straight batters, May 28 vs. Kansas City, one shy of Angels' and A.L. record (Nolan Ryan; Aug. 7, 1973 at Milwaukee & July 9, 1972 vs. Boston; Roger Clemens & Ron Davis)...Tied Angels and major league record, striking out four batters in an inning (33rd & 35th time in M.L., 14th & 16th time in A.L.), Aug 15 at Detroit (1st inn.) and May 12 at New York (3rd inn.)...Became second Angel to set record (Ryne Duren, May 18, 1961

## 1999 Season In Review

vs Chicago, 7th inn.) and first player in major league history to accomplish feat twice...14th season in Angels' uniform (1986-99) is longest in club history, surpassing Brian Downing (13; 1978-90)...Other Angels with tenures of 10-or-more seasons include Dick Schofield (12; 1982-92, 1996), Jim Fregosi (11; 1961-71), Bobby Grich (10; 1977-86) and Mike Witt (10; 1981-90)...Percival recorded 19 consecutive saves (26 games), May 5-July 9, to tie club record set by Lee Smith (1995)...Among A.L. leaders in 1999, Percival ranked tied for sixth in saves (31) and 10th in games finished (50), while Finley ranked tied for eighth in starts (33), ninth in innings pitched (213.1), second in strikeouts (200), sixth in opponents batting average against (.246), first in wild pitches (15), second in strikeouts per nine innings (8.4) and fourth in walks (94)...Finley extended all-time Angels' records in wins (165), starts (379), innings pitched (2,675), games (436) and wins by a left-hander (165)...Percival set the club record with 139 career saves, passing Bryan Harvey (126), while his 31 saves ranks tied for fifth best in a single season.

**FIELDING:** Anaheim ranked tied for third in the league with a .983 fielding percentage, two places better and the same percentage as a year ago...The Angels committed 106 errors in 162 games (same as 1998), tied for third fewest in the A.L....Of the 106 miscues, 13 were committed by pitchers, 12 by catchers, five by first basemen, 15 by second basemen, 21 by third basemen, 29 by shortstops and 11 by outfielders...Angels outfielders combined for 37 assists...The errors and 20 passed balls (second in A.L.) accounted for 64 unearned runs...The Angels utilized the services of 20 pitchers, six catchers, seven first basemen, six second basemen, four third basemen, four shortstops and 13 outfielders...Tim Salmon played in 89 games in the outfield, increasing his club record to 816 games played in his career.

**ROOKIES:** After six rookies appeared for the Angels in 1998 (four of them making their major league debut), 12 rookies appeared in 1999, nine making their initial outing in the majors...Mike Fyhrie (RHP), Bengie Molina (C) and Chris Pritchett (1B) each had prior major league service, while Juan Alvarez (LHP), Mike Colangelo (OF), Brian Cooper (RHP), Jeff DaVanon (OF), Trent Durrington (INF), Bret Hemphill (C), Ramon Ortiz (RHP), Lou Pote (RHP) and Scott Schoeneweis (LHP) made their debuts in 1999.

**DISABLING INJURIES:** Anaheim used the disabled list 18 times in 1999, following a club-record 23 in 1998...Angels players together missed a total of **1269 games** when on the disabled list, equivalent to **7.8 seasons** on the D.L....Four players finished the season on the disabled list, including **Justin Baughman-INF** - Broken left lower leg - March 24 - 15-day D.L. (transferred to 60-day D.L. - May 8); **Mike Colangelo-OF** - Torn ulna collateral ligament left thumb - June 16 (retro to June 14) - 15-day D.L. (transferred to 60-day D.L. - Sept. 7); **Jason Dickson-RHP** - Recovery right shoulder surgery - April 4 - 15-day D.L. (transferred to 60-day D.L. - July 7) and **Pep Harris-RHP** - Recovery from right elbow surgery - March 24 - 15-day D.L. (transferred to 60-day D.L. - June 13)...Other Angels on disabled list this season included: **Mo Vaughn-INF** - Bone bruise and sprained ligaments left ankle - April 8 (retro to April 7) - April 21; **Reggie Williams-OF** - Strained right hamstring - April 4 (retro to March 29) - April 21; **Gary DiSarcina-INF** - Broken left forearm - March 24 - June 21 (rehab., June 10-21); **Tim Salmon-OF** - Sprained left wrist - May 11 (retro to May 4) - July 16 (rehab July 16); **Ken Hill-RHP** - Inflammation of right elbow - July 2 (retro to July 1) - July 18; **Jack McDowell-RHP** - Recovery from right elbow & shoulder surgery - March 24 - July 22 (rehab July 5-22); **Charlie O'Brien-C** - Partial tear plantar fascia right foot - June 4 (retro to June 3) - July 22; **Jim Edmonds-OF** - Recovery from right shoulder surgery - April 4 (retro to March 30) - Aug. 1 (rehab - July 26-Aug.1); **Tim Belcher-RHP** - Fractured "pinkie finger" on right hand - June 28 (retro to June 27) - Aug. 6; **Darin Erstad-INF/OF** - Strained lateral collateral ligament right knee - Aug. 13 (retro to Aug. 11) - Aug. 25; **Ken Hill-RHP** - Strained right groin/abdominal muscle & tendinitis left knee - Aug. 15 - Aug. 31; **Matt Luke-OF/INF** - Partial tear of right oblique - June 27 (retro to June 26) - Sept. 2; **Mike James-RHP** - Recovery from right elbow & shoulder surgery - March 24 - Sept. 3; **Mike Holtz-LHP** - Strained right hamstring - Aug. 25 - Sept. 9.

## 1999 Season In Review

**RAINOUTS & DOUBLEHEADERS:** Anaheim posted one rainout (April 25 at Kansas City) in 1998...The lone whitewash was rescheduled as a doubleheader, Sept. 14, with the Angels winning both games by scores of 8-6 & 6-5...It marked the first doubleheader sweep for Anaheim since July 28, 1997 at Cleveland (2-0 & 10-7)...The twin-bill was the first against Kansas City since Aug. 4, 1992 at Royals Stadium (won 5-1 and lost 4-1) and first DH sweep against Kansas City since Sept. 9, 1978 in Anaheim (3-2 & 4-2)...The sweep was the first at Kansas City since Sept. 8, 1973 (9-6 & 4-3).

**THE GENE AUTRY TROPHY:** Outfielder Garret Anderson was the 1999 recipient of The Gene Autry Trophy (formerly Owner's Trophy)...The award is voted by players to the Angel who is most deserving as team Most Valuable Player... Anderson finished with a .303 average (188/620), 88 runs scored, 36 doubles, two triples, 21 home runs, 80 RBI, 34 walks and three stolen bases in 157 games...He set career bests in average (tied - 1997), games played, runs scored, total bases (291), home runs and walks (34)...His 188 hits was one shy of a career-high (189 - 1997)...Anderson led the club in average, games played, at-bats (eighth in A.L.), runs scored, hits, total bases, doubles, sacrifice flies (6 - tied) and intentional walks (8)...His 1999 totals are among Angels' all-time single season top 10 in at-bats (10th), hits (T3rd), total bases (T10th) and doubles (T9th)...Anderson hit in a club-best 17 straight games in 1999 (Aug. 30-Sept. 17; .380, 27/71)...He has posted 180-or-more hits in three straight seasons, the lone Angel to do so in club history...The Gene Autry Trophy honor is the first of Anderson's career.

**ATTENDANCE:** Anaheim finished the 1999 season with a home attendance of 2,253,123 (81 dates), seventh best in the A.L., and a road attendance of 2,203,406 (80 dates), 10th highest in the circuit...Home attendance marked the second straight season above the two million mark (2,519,063 in 1998), 16th time in club history and 14th highest in club history, while road attendance figures marked the seventh time over two million fans and fourth highest in club annals...The Angels drew 265,940 less fans at home and 30,983 less fans on the road compared to 1998...The home average of 27,816 was a decrease of 3,285 per date from a year ago, while the road average of 27,543 was a decrease of 387 per date...Anaheim's total home and road attendance in 1999 (4,456,529) was the seventh highest in club history after setting the franchise record a year ago (4,753,452)...The Angels set attendance highs at four road ballparks (Camden Yards, Jacobs Field, Network Associates Coliseum & Safeco Field - first year) and highs against five opponents at Edison Field (Arizona - first year, Los Angeles, Minnesota, San Diego - first year & Seattle)...The club also set Edison Field bests for a night game (43,911, July 15 vs. Los Angeles), three-game series (127,446, July 15-17 vs. Los Angeles) and four-game series (137,081, April 30-May 3 vs. Chicago)...Anaheim's season-high attendance at home was 43,911, July 15 vs. Los Angeles (Edison Field record), while the season-best on the road was 55,626, June 20 at New York...The club enjoyed three sellouts at Edison Field in 1999 after posting 10 in the inaugural season of the ballpark a year ago...The Angels' home attendance low was 16,165, Sept. 20 vs. Tampa Bay, while the lowest attendance on the road was 5,377, April 13 at Oakland.



SM

# 1999 Transactions

## FEBRUARY

- 23: Agreed to terms on 1999 contracts with **Nelson Castro (INF)** and **Norm Hutchins (OF)**.
- 26: Agreed to terms on 1999 contract with **Mark Harriger (RHP)**.
- 27: Agreed to terms on 1999 contract with **Scott Schoeneweis (LHP)**.

## MARCH

- 1: Agreed to terms on 1999 contract with one-year club option for 2000 with **Pep Harris (RHP)**.
- 2: Agreed to terms on 1999 contracts with **Mike Holtz (LHP)** and **Ramon Ortiz (RHP)**.
- 3: Agreed to terms on 1999 contract with **Justin Baughman (INF)**, **Jason Dickson (RHP)** and **Bret Hemphill (C)**
- 4: Agreed to terms on 1999 contracts with **Geoff Edsell (RHP)**, **Shigetoshi Hasegawa (RHP)**, **Jarrod Washburn (LHP)**, **Troy Glaus (INF)**, **Chris Pritchett (INF)**, **Orlando Palmeiro (OF)** and **Phil Nevin (C)**; Renewed contract of **Todd Greene (C)** for 1999 season.
- 6: Announced retirement of **Craig Shipley (INF)**; Reassigned **Chuck Abbott (INF)** to major league camp.
- 10: Optioned to double-A Erie **Nelson Castro (INF)**. Assigned to Gene Autry Park for work purposes **Mark Harriger (RHP)**, **Bret Hemphill (C)** and **Ramon Ortiz (RHP)**; Returned to minor league camp **Mike Bovee (RHP)**, **Mike Butcher (RHP)**, **Brian Cooper (RHP)**, **Seth Etherton (RHP)**, **Lou Pote (RHP)**, **Keith Troutman (RHP)** and **Fausto Tejero (C)**.
- 14: Returned **Scott Brow (RHP)**, **Kevin Lomon (RHP)**, **Paul Menhart (RHP)**, **Chuck Abbott (INF)** and **Ben Molina (C)**; Released **Reid Cornelius (RHP)**.
- 15: Optioned to triple-A Edmonton **Norm Hutchins (OF)**, **Geoff Edsell (RHP)** and **Bret Hemphill (C)**; Optioned to double-A Erie **Mark Harriger (RHP)** and **Ramon Ortiz (RHP)**.
- 19: Returned **Matt Luke (OF)** to minor league camp for rehabilitation purposes.
- 21: Returned to minor league camp **Ryan Hawblitzel (RHP)**, **Joe Jacobsen (RHP)** and **Darrin Winston (LHP)**.
- 24: Placed on 15-day disabled list **Justin Baughman (INF)**-fractured left lower leg), **Gary DiSarcina (INF)**-broken left distal ulna), **Pep Harris (RHP)**-recovery from right elbow surgery) and **Jack McDowell (RHP)**-recovery from right elbow and right shoulder surgery); Placed on 60-day D.L. **Mike James (RHP)**-recovery from right elbow and right shoulder surgery).
- 25: Optioned to Edmonton **Scott Schoeneweis (LHP)** and **Jarrod Washburn (LHP)**.
- 29: Acquired **Andy Sheets (INF)** and minor leaguer **Gus Kennedy (OF)** from San Diego in exchange for **Phil Nevin (C)** and minor leaguer **Keith Volkman (LHP)**; Announced retirement of **Luis Rivera (INF)**.
- 30: Acquired minor leaguer **Tomas Perez (INF)** from Toronto in exchange for **Dave Hollins (INF)**; Released **Rich DeLucia (RHP)** and **Andy Stankiewicz (INF)**.

## APRIL

- 2: Claimed off waivers **Al Levine (RHP)** from Texas.
- 4: Purchased minor league contracts of **Jeff Huson (INF)** and **Tim Unroe (INF)**; Recalled from Edmonton **Scott Schoeneweis (LHP)**; Optioned **Chris Pritchett (INF)** to Edmonton; Returned to minor league camp **Toby Borland (RHP)**, **Mike Fyhrie (RHP)**, **Steve Decker (C)**, and **Keith Luuloa (INF)**; Placed on 15-day disabled list **Jason Dickson (RHP)** - due to recovery from right shoulder surgery), **Jim Edmonds (OF)** - retroactive to March 30, due to strained right groin & irritated right shoulder) and **Reggie Williams (OF)** - retroactive to March 29, due to strained right hamstring).
- 8: Placed **Mo Vaughn (INF)** on 15-day disabled list (retroactive to April 7) due to bone bruise and sprained ligaments in left ankle; Recalled **Chris Pritchett (INF)** from Edmonton.
- 22: Activated **Mo Vaughn (INF)** from 15-day disabled list; Optioned **Chris Pritchett (INF)** to Edmonton; Activated from 15-day disabled list **Reggie Williams (OF)** and optioned to Edmonton.

# 1999 Transactions

## MAY

- 8: Purchased contract of **Dave Silvestri (INF)** from Edmonton; Optioned **Mike Holtz (LHP)** to Edmonton; Transferred **Justin Baughman (INF)** from 15-day disabled list to 60-day D.L.
- 11: Placed **Tim Salmon (OF)** on 15-day disabled list (retroactive to May 4) due to sprained left wrist.
- 12: Recalled **Reggie Williams (OF)** from Edmonton.
- 19: Purchased contract of **Steve Decker (INF)** from Edmonton and recalled **Chris Pritchett (INF)**; Optioned **Reggie Williams (OF)** to Edmonton and designated for assignment **Dave Silvestri (INF)**.

## JUNE

- 4: Placed **Charlie O'Brien (C)** on 15-day D.L. (retroactive to June 3) due to partial tear plantar fascia of right foot; Recalled **Reggie Williams (OF)** from Edmonton.
- 13: Optioned **Chris Pritchett (INF)** to Edmonton; Designated for assignment **Tim Unroe (INF)**; Selected contracts of **Mike Colangelo (OF)** and **Matt Luke (INF/OF)**; Transferred **Pep Harris (RHP)** from 15-day to 60-day disabled list.
- 16: Placed **Mike Colangelo (OF)** on 15-day D.L. (retroactive to June 14) due to torn ulna collateral ligament of left thumb; Outrighted **Tim Unroe (INF)** from Anaheim to Edmonton and selected his contract.
- 22: Recalled from rehabilitation assignment and activated from 15-day disabled list **Gary DiSarcina (INF)**; Designated for assignment **Tim Unroe (INF)**.
- 27: Placed **Matt Luke (OF)** on 15-day disabled list (retroactive to June 26) due to partial tear of right oblique muscle; Recalled **Mike Holtz (LHP)** from Edmonton.
- 28: Placed **Tim Belcher (RHP)** on 15-day disabled list (retroactive to June 27) due to fractured fifth finger right hand; Recalled **Bret Hemphill (C)** from Edmonton.

## JULY

- 2: Placed **Ken Hill (RHP)** on 15-day disabled list (retroactive to July 1) due to inflammation of right elbow; Recalled **Jarrod Washburn (LHP)** from Edmonton.
- 6: Optioned **Mike Holtz (LHP)** to Edmonton; Selected contract of **Mike Fyhrle (RHP)**.
- 7: Optioned **Todd Greene (C/OF)** to Edmonton; Selected contract of **Tim Unroe (INF)**; Transferred **Jason Dickson (RHP)** from 15-day disabled list to 60-day D.L.
- 17: Recalled from rehabilitation assignment and activated from 15-day disabled list **Tim Salmon (OF)**; Designated for assignment **Tim Unroe (INF)**.
- 19: Activated **Ken Hill (RHP)** from 15-day disabled list; Optioned **Andy Sheets (INF)** to Edmonton.
- 23: Recalled from rehabilitation and activated from the 15-day disabled list **Jack McDowell (RHP)**; Activated from the 15-day D.L. **Charlie O'Brien (C)**; Recalled from triple-A Edmonton **Mike Holtz (LHP)**; Optioned to Edmonton **Bret Hemphill (C)**, **Scott Schoeneweis (LHP)** and **Jarrod Washburn (LHP)**.
- 29: Acquired minor leaguers **Elvin Nina (RHP)**, **Jeff DaVanon (OF)** and **Nathan Haynes (OF)** from Oakland in exchange for **Omar Olivares (RHP)** and **Randy Velarde (INF)**.
- 30: Recalled **Andy Sheets (INF)** from Edmonton.

## AUGUST

- 2: Recalled from rehabilitation and activated from 60-day disabled list **Jim Edmonds (OF)**; Designated for assignment **Reggie Williams (OF)**.
- 3: Designated for assignment **Charlie O'Brien (C)**; Selected contract of **Bengie Molina (C)**.
- 5: **Reggie Williams (OF)** cleared waivers and was optioned to Edmonton.
- 6: Selected contract of **Trent Durrington (INF)** from Erie; Optioned **Andy Sheets (INF)** to Edmonton; Released **Charlie O'Brien (C)**.
- 9: Requested unconditional release waivers on **Jack McDowell (RHP)**; Selected contract of **Lou Pote (RHP)**.

# 1999-2000 Transactions

- 13: Placed on 15-day disabled list **Darin Erstad (INF/OF)** due to strained lateral collateral ligament right knee (retroactive to Aug. 11); Recalled **Andy Sheets (INF)** from Edmonton.
- 15: Placed on 15-day disabled list **Ken Hill (RHP)** due to strained right groin/abdominal muscle and tendinitis left knee.
- 16: Recalled **Jarrod Washburn (LHP)** from Edmonton.
- 19: Recalled **Ramon Ortiz (RHP)** from Edmonton; Optioned **Mike Fyhrie (RHP)** to Edmonton.
- 25: Placed **Mike Holtz (LHP)** on 15-day disabled list due to strained right hamstring.
- 26: Activated **Darin Erstad (INF/OF)** from 15-day disabled list.
- 31: Released **Reggie Williams (OF)**.

## SEPTEMBER

- 1: Activated from 15-day disabled list **Ken Hill (RHP)**; Selected contract of **Juan Alvarez (LHP)** from Edmonton; Recalled **Mike Fyhrie (RHP)** from Edmonton.
- 3: Announced resignation of **Terry Collins (MGR)**; Named **Joe Maddon (CCH)** interim manager; Recalled from rehabilitation and activated from 15-day disabled list **Matt Luke (INF/OF)**; Released **Mike James (RHP)**.
- 4: Selected contract of **Brian Cooper (RHP)** from Edmonton.
- 7: Recalled **Steve Decker (C/INF)** and **Bret Hemphill (C)** from Edmonton; Selected contracts of **Jeff DaVanon (OF)** and **Steve Mintz (RHP)** from Edmonton; Transferred **Mike Colangelo (OF)** from 15 day disabled list to 60-day D.L.; Designated for assignment **Geoff Edsell (RHP)**.
- 10: Activated **Mike Holtz (LHP)** from 15-day disabled list.

## OCTOBER

- 1: Announced resignation of **Bill Bavasi (VP & GM)**.
- 7: Exercised options for 2000 on **Garret Anderson (OF)** and **Jim Edmonds (OF)**.
- 11: Designated for assignment **Justin Baughman (INF)** and **Pep Harris (RHP)**; Outrighted to Edmonton **Steve Mintz (RHP)**.
- 13: Outrighted to Edmonton **Justin Baughman (INF)**, **Steve Decker (C)**, **Pep Harris (RHP)**, **Matt Luke (OF)**, **Chris Pritchett (INF)** and **Steve Sparks (RHP)**.

## NOVEMBER

- 1: Named **Bill Stoneman** Vice President & General Manager.
- 18: Named **Mike Scioscia** as Field Manager.
- 23: Named **Bud Black** (pitching), **Alfredo Griffin** (first base), **Mickey Hatcher** (hitting), **Joe Maddon** (bench) and **Ron Roenicke** (third base) as coaches for 2000 season.

## DECEMBER

- 6: Named **Bobby Ramos** as bullpen coach for 2000 season.
- 8: Agreed to terms on minor league contract with **Greg Keagle (RHP)**.
- 13: Selected **Derrick Turnbow (RHP)** and **Jaime Escalante (C)** in Rule V draft; **Marcus Knight (OF)** was selected by Seattle organization.
- 20: Did not tender contract for 2000 season to **Andy Sheets (INF)**.

## JANUARY

- 6: Agreed to terms on minor league contract with **Greg Caderet (LHP)**.
- 7: Agreed to terms on contract for 2000 season with **Scott Spiezio (INF)** and league contracts with **Jason Bates (INF)** and **Pat Kelly (INF)**.
- 18: Agreed to terms on 2000 contract with Orlando Palmeiro (OF).
- 19: Agreed to terms on minor league contracts with **Archi Cianfracco (INF)** and **Brett Hinchliffe (RHP)**.
- 24: Agreed to terms on minor league contracts with **Steve Mintz (RHP)** and **Tom Candiotti (RHP)**.
- 26: Agreed to terms on minor league contract with **Kent Mercker (LHP)** and **Eric Weaver (RHP)**.
- 31: Agreed to terms on minor league contract with **Carlos Garcia (INF)**.

## FEBRUARY

- 1: Agreed to terms on minor league contract with **Benji Gil (INF)**.

# 1999 Day-by-Day

PITCHER IN CAPS REPRESENTS COMPLETE GAME

Game	Date	Opp.	W-L	Score	WINNER	LOSER	Rec.	Pos.	GA/GB	Attd.	Total
—	4/5	—	—	—	OFF DAY	—	—	2	-1/2	—	—
1	4/6	CLE	W	6-5	Holtz (1-0)	Karsay (0-1)	1-0	1	+1/2	39,936	39,936
2	4/7	CLE	L	1-9	Burba (1-0)	Hill (0-1)	1-1	2	-1/2	21,689	61,625
3	4/8	CLE	L	1-9	Colon (1-0)	Sparks (0-1)	1-2	2	-1	25,084	86,709
4	4/9	@TEX	W	8-4	Finley (1-0)	Burkett (0-1)	2-2	T1	—	31,633	31,633
5	4/10	@TEX	W	10-0	Olivares (1-0)	Helling (0-2)	3-2	1	+1	37,974	69,607
6	4/11	@TEX	L	3-6	Seie (2-0)	Belcher (0-1)	3-3	T1	—	23,175	92,782
7	4/12	@TEX	W	13-5	Magnante (1-0)	Clark (0-1)	4-3	T1	—	24,601	117,383
8	4/13	@OAK	L	2-3	Oquist (1-0)	Sparks (0-2)	4-4	T1	—	5,377	122,760
9	4/14	@OAK	L	5-6	Mathews (2-0)	Finley (1-1)	4-5	T2	-1	8,377	131,137
10	4/15	@OAK	W	12-1	Olivares (2-0)	Heredia (1-1)	5-5	2	-1	7,148	138,285
11	4/16	SEA	W	9-5	Belcher (1-1)	Moyer (1-2)	6-5	T1	—	39,635	126,344
12	4/17*	SEA	L	3-4	Paniagua (1-0)	Percival (0-1)	6-6	T1	—	43,752	170,096
13	4/18	SEA	L	5-8	Cloude (1-1)	Sparks (0-3)	6-7	T2	-1	37,465	207,561
—	4/19	—	—	—	OFF DAY	—	6-7	T2	-1	—	—
14	4/20	@TOR	L	1-5	Escobar (2-0)	Finley (1-2)	6-8	T2	-1	23,775	162,060
15	4/21	@TOR	L	2-3	Carpenter (2-1)	Olivares (2-1)	6-9	T2	-1	23,749	185,809
16	4/22	@TOR	L	7-8	Davey (1-0)	Petkovsek (0-1)	6-10	4	-2	28,212	214,021
17	4/23	@KC	W	4-2	Hasegawa (1-0)	Montgomery (0-2)	7-10	T2	-2	13,209	227,230
18	4/24	@KC	L	3-4	Saniago (1-1)	Hasegawa (1-1)	7-11	4	-3	15,664	242,894
—	4/25	@KC	—	—	RAINOUT	—	7-11	4	-3 1/2	—	—
19	4/26*	TOR	W	4-3	Percival (1-1)	Rodriguez (0-1)	8-11	T3	-3	17,324	224,885
20	4/27	TOR	L	1-10	Hentgen (1-1)	Olivares (2-2)	8-12	T3	-3	17,899	242,784
21	4/28	TOR	W	12-10	Petkovsek (1-1)	Lloyd (2-1)	9-12	T2	-3	18,304	261,088
22	4/29	TOR	W	17-1	Hill (1-1)	Halladay (2-1)	10-12	T2	-2	18,346	279,434
23	4/30	CHI	W	3-1	Petkovsek (2-1)	Navarro (1-2)	11-12	T2	-2	35,053	314,487
24	5/1	CHI	L	5-8	Lundquist (1-0)	Percival (1-2)	11-13	T2	-2	35,296	349,783
25	5/2	CHI	W	6-3	OLIVARES (3-2)	Parque (3-2)	12-13	T2	-2	34,737	384,520
26	5/3	CHI	L	1-8	SNYDER (4-1)	Belcher (1-2)	12-14	T2	-2	31,995	416,515
27	5/4	@DET	L	1-3	Brocili (1-0)	Holtz (1-1)	12-15	4	-2 1/2	13,411	256,305
28	5/5	@DET	W	4-1	Sparks (1-3)	Weaver (0-1)	13-15	4	-2 1/2	12,676	268,981
29	5/6	@DET	L	2-4	Florie (1-0)	Finley (1-3)	13-16	4	-2 1/2	12,510	281,491
30	5/7	@BOS	L	0-6	Martinez (6-1)	Olivares (3-3)	13-17	4	-2 1/2	32,220	313,711
31	5/8	@BOS	L	1-6	Pena (1-0)	Belcher (1-3)	13-18	4	-3 1/2	29,385	343,096
32	5/9	@BOS	L	2-4	Portugal (3-1)	Hill (1-2)	13-19	4	-4 1/2	23,710	366,306
—	5/10	—	—	—	OFF DAY	—	13-19	4	-4	—	—
33	5/11	@NY	W	9-7	Petkovsek (3-1)	Mendoza (3-3)	14-19	4	-4	25,313	391,619
34	5/12	@NY	W	1-0	Finley (2-3)	Cone (4-1)	15-19	T3	-3 1/2	23,540	415,159
35	5/13	@NY	W	2-0	Olivares (4-3)	Iraju (1-1)	16-19	3	-3 1/2	26,702	441,861
36	5/14	TB	W	8-3	Belcher (2-3)	Witt (3-1)	17-19	3	-3 1/2	35,515	452,030
37	5/15	TB	L	1-3	Saunders (3-3)	Hill (1-3)	17-20	3	-4 1/2	36,939	488,969
38	5/16	TB	L	4-7	Alvarez (2-2)	Sparks (1-4)	17-21	3	-4 1/2	35,064	524,033
—	5/17	—	—	—	OFF DAY	—	17-21	T3	-4	—	—
39	5/18	@BAL	L	3-5	Mussina (6-1)	Finley (2-4)	17-22	4	-4	42,830	484,691
40	5/19	@BAL	W	5-4	Levine (1-0)	Timlin (1-3)	18-22	4	-4	38,557	523,248
41	5/20	@BAL	W	6-4	Belcher (3-3)	Johnson (0-1)	19-22	4	-3 1/2	38,388	561,636
42	5/21	@TB	L	9-10	White (4-0)	Magnante (1-1)	19-23	4	-3 1/2	20,697	582,333
43	5/22	@TB	W	8-6	Petkovsek (4-1)	Newman (0-1)	20-23	4	-3 1/2	23,168	605,501
44	5/23*	@TB	W	4-0	Finley (3-4)	Hernandez (0-3)	21-23	T3	-2 1/2	22,522	628,023
—	5/24	—	—	—	OFF DAY	—	21-23	T2	-3	—	—
45	5/25	BAL	W	4-1	Olivares (5-3)	Erickson (1-6)	22-23	T2	-3	20,398	544,431
46	5/26	BAL	L	2-3	Ponson (5-3)	Belcher (3-4)	22-24	4	-4	22,050	566,488
47	5/27	BAL	L	3-6	Guzman (2-4)	Hill (1-4)	22-25	4	-4 1/2	24,724	591,212
48	5/28	KC	L	4-11	Appler (6-2)	Finley (3-5)	22-26	4	-5 1/2	30,946	622,158
49	5/29	KC	W	4-3	Sparks (2-4)	Fussell (0-3)	23-26	4	-5 1/2	29,749	651,907
50	5/30	KC	W	4-3	Olivares (6-3)	ROSADO (3-4)	24-26	4	-5 1/2	31,429	683,336
51	5/31	MIN	L	2-3	Hawkins (2-7)	Hasegawa (1-2)	24-27	4	-6 1/2	20,466	703,802
52	6/1	MIN	W	5-1	Hill (2-4)	Lincoln (1-8)	25-27	4	-6 1/2	17,003	720,805
53	6/2	MIN	W	2-1	Finley (4-5)	RADKE (4-5)	26-27	4	-6 1/2	17,766	738,571
—	6/3	—	—	—	OFF DAY	—	26-27	4	-6 1/2	—	—

# 1999 Day-by-Day

Game	Date	Opp.	W-L	Score	WINNER	LOSER	Rec.	Pos.	GA/GB	Att'd.	Total	
54	6/4	@LA	L	4-5	Brown (6-3)	Olivares (6-4)	26-28	4	-6 1/2	49,213	677,236	
55	6/5	@LA	L	4-7	Masaoka (1-1)	Belcher (3-5)	26-29	4	-7 1/2	44,779	722,015	
56	6/6	@LA	W	7-5	Hill (3-4)	Perez (2-7)	27-29	4	-6 1/2	53,778	775,793	
57	6/7	@SF	L	2-5	Ortiz (7-4)	Finley (4-6)	27-30	4	-7 1/2	13,661	789,454	
58	6/8	@SF	L	2-6	Estes (3-4)	Sparks (2-5)	27-31	4	-8 1/2	11,721	801,175	
59	6/9	@SF	W	2-1	Belcher (4-5)	Brock (5-5)	28-31	4	-7 1/2	17,516	818,691	
—	6/10	—	—	—	OFF DAY	—	28-31	4	-7 1/2	—	—	
60	6/11	ARI	L	2-12	Ryynoso (4-1)	Hill (3-5)	28-32	4	-8 1/2	37,042	775,613	
61	6/12	ARI	W	4-3	Petkovsek (5-1)	Benes (4-6)	29-32	4	-7 1/2	37,916	813,529	
62	6/13	ARI	L	1-3	Nunez (1-0)	Petkovsek (5-2)	29-33	4	-7 1/2	29,176	842,705	
—	6/14	—	—	—	OFF DAY	—	29-33	4	-7	—	—	
63	6/15	@TOR	L	2-13	Wells (7-5)	Belcher (4-6)	29-34	4	-7	21,165	839,863	
64	6/16	@TOR	L	2-3	Lloyd (4-2)	Schoeneweis (0-1)	29-35	4	-8	22,184	862,047	
65	6/17	@TOR	L	0-3	Escobar (6-4)	Hill (3-6)	29-36	4	-9	20,465	882,512	
66	6/18	@NY	L	1-4	Pettitte (4-5)	Finley (4-7)	29-37	4	-10	39,996	922,508	
67	6/19	@NY	L	2-6	Irabu (4-3)	Olivares (6-5)	29-38	4	-10	49,408	971,916	
68	6/20	@NY	W	4-2	Belcher (5-6)	Cone (7-3)	30-38	4	-9	55,626	1,027,542	
—	6/21	—	—	—	OFF DAY	—	30-38	4	-8 1/2	—	—	
69	6/22	@SEA	W	4-2	Petkovsek (6-2)	Garcia (8-4)	31-38	4	-7 1/2	26,153	1,053,695	
70	6/23	@SEA	L	3-8	Halama (6-2)	Hill (3-7)	31-39	4	-8 1/2	25,087	1,078,782	
71	6/24	@SEA	W	12-7	Schoeneweis (1-1)	Mesa (0-3)	32-39	4	-8 1/2	26,431	1,105,213	
72	6/25	DAK	W	4-3	Percival (2-2)	Jones (1-2)	33-39	4	-8 1/2	29,911	872,616	
73	6/26	OAK	W	5-4	Magnante (2-1)	Rigby (3-3)	34-39	4	-7 1/2	29,957	902,573	
74	6/27	OAK	W	4-3	Sparks (3-5)	ROGERS (4-3)	35-39	4	-6 1/2	31,782	934,355	
75	6/28	TEX.	L	1-9	MORGAN (9-5)	Finley (4-8)	35-40	4	-7 1/2	20,539	954,894	
76	6/29	TEX.	L	0-5	Burkett (2-3)	Olivares (6-6)	35-41	4	-8 1/2	22,274	977,168	
77	6/30	TEX.	L	4-18	Glynn (2-2)	Hill (3-8)	35-42	4	-9 1/2	23,450	1,000,618	
—	7/1	—	—	—	OFF DAY	—	35-42	4	-9 1/2	—	—	
78	7/2	@OAK	W	10-6	Petkovsek (7-2)	Harville (0-1)	36-42	4	-9 1/2	8,570	1,113,783	
79	7/3	@OAK	L	7-9	Heredia (4-5)	Finley (4-9)	36-43	4	-9 1/2	50,916	1,164,699	
80	7/4	@OAK	W	5-2	OLIVARES (7-6)	Oquist (6-7)	37-43	4	-8 1/2	19,921	1,133,504	
81	7/5	SEA	L	0-10	Fassero (4-7)	Hasegawa (1-3)	37-44	4	-8 1/2	36,967	1,037,605	
82	7/6	SEA	W	8-2	Petkovsek (8-2)	Rodriguez (2-3)	38-44	4	-7 1/2	22,444	1,060,049	
83	7/7	SEA	W	10-3	Sparks (4-5)	Moyer (8-5)	39-44	4	-7 1/2	23,623	1,083,672	
—	7/8	—	—	—	OFF DAY	—	39-44	4	-7 1/2	—	—	
84	7/9	@COL	W	9-6	Finley (5-9)	Kile (5-7)	40-44	4	-7 1/2	44,122	1,228,542	
85	7/10	@COL	W	9-3	Olivares (8-6)	Astacio (8-8)	41-44	4	-6 1/2	48,069	1,276,611	
86	7/11	@COL	L	2-8	Dipoto (3-2)	Fyhrie (0-1)	41-45	4	-6 1/2	42,585	1,319,196	
—	7/13	—	—	—	<b>ALL STAR GAME @ BOSTON; AMERICAN LEAGUE 4, NATIONAL LEAGUE 1</b>						—	—
87	7/15*	LA	W	7-6	Petkovsek (9-2)	Mills (2-2)	42-45	3	-6 1/2	43,911	1,127,583	
88	7/16	LA	L	1-3	Valdes (8-7)	OLIVARES (8-7)	42-46	3	-7 1/2	43,727	1,171,310	
89	7/17	LA	L	3-13	Park (6-7)	Sparks (4-6)	42-47	4	-7 1/2	39,808	1,211,188	
90	7/18	SD	L	3-6	Boehringer (6-2)	Fyhrie (0-2)	42-48	4	-8 1/2	37,697	1,248,815	
91	7/19*	SD	L	1-4	Miceli (4-2)	Hasegawa (1-4)	42-49	4	-9 1/2	25,217	1,274,032	
92	7/20	SD	L	1-2	Ashby (9-4)	Petkovsek (9-3)	42-50	4	-10 1/2	35,247	1,302,279	
93	7/21	@TEX	L	5-9	Sete (9-6)	Olivares (8-8)	42-51	4	-11 1/2	35,849	1,355,045	
94	7/22	@TEX	L	7-9	Burkett (3-4)	Sparks (4-7)	42-52	4	-12 1/2	31,101	1,386,146	
95	7/23	@BAL	L	0-1	Guzman (5-8)	McDowell (0-1)	42-53	4	-13 1/2	43,945	1,430,091	
96	7/24	@BAL	L	4-8	Johnson (2-4)	Hill (3-9)	42-54	4	-14 1/2	48,544	1,478,635	
97	7/25*	@BAL	L	7-8	Kamieniecki (1-3)	Holtz (1-2)	42-55	4	-15 1/2	44,724	1,523,359	
98	7/26	@TB	L	0-7	WITT (6-6)	Olivares (8-9)	42-56	4	-16	15,596	1,538,955	
99	7/27	@TB	W	10-5	Magnante (3-1)	Callaway (1-1)	43-56	4	-16	15,702	1,554,657	
100	7/28	@TB	L	1-4	Rupe (5-5)	McDowell (0-2)	43-57	4	-16	18,336	1,572,993	
—	7/29	—	—	—	OFF DAY	—	43-57	4	-16 1/2	—	—	

# 1999 Day-by-Day

Game	Date	Opp.	W-L	Score	WINNER	LOSER	Rec.	Pos.	GA/GB	Attd.	Total
101	7/30	MIN	L	1-3	RADKE (8-9)	Hill (3-10)	43-56	4	-17 1/2	38,319	1,347,598
102	7/31	MIN	L	0-8	MILTON (4-8)	Finley (5-10)	43-59	4	-17 1/2	37,011	1,384,609
103	8/1	MIN	W	2-1	Sparks (5-7)	MAYS (4-4)	44-59	4	-17 1/2	24,045	1,408,654
104	8/2	KC	L	4-12	Rosario (7-8)	McDowell (0-3)	44-60	4	-18 1/2	17,029	1,425,683
105	8/3	KC	L	0-7	SUPPAN (6-6)	Fyhrle (0-3)	44-61	4	-19 1/2	18,454	1,444,137
106	8/4	KC	W	3-4	Hill (4-10)	Witasick (4-9)	45-61	4	-19 1/2	18,216	1,462,353
107	8/5	BOS	W	8-0	Finley (6-10)	Rose (6-4)	46-61	4	-19	26,175	1,488,528
108	8/6	BOS	L	1-5	Saberhagen (8-4)	Sparks (5-8)	46-62	4	-19	36,360	1,524,888
109	8/7	BOS	L	3-14	Rapp (4-5)	Belcher (5-7)	46-63	4	-20	36,577	1,561,465
110	8/8	BOS	L	3-9	Martinez (16-3)	McDowell (0-4)	46-64	4	-20	31,664	1,593,129
111	8/9	CLE	L	0-4	COLON (11-4)	Hill (4-11)	46-65	4	-20	22,013	1,615,142
112	8/10*	CLE	L	1-2	Rincon (1-2)	Petkovsek (9-1)	46-66	4	-21	25,777	1,640,919
113	8/11	CLE	L	3-4	Burba (9-7)	Sparks (5-9)	46-67	4	-22	26,399	1,667,402
—	8/12	—	—	—	OFF DAY	—	46-67	4	-21 1/2	—	—
114	8/13*	@DET	L	7-8	Jones (2-4)	Hasegawa (1-5)	46-68	4	-21	32,003	1,604,996
115	8/14	@DET	W	7-4	Magnante (4-1)	Moehler (8-12)	47-68	4	-20	36,651	1,641,647
116	8/15	@DET	W	10-2	Finley (7-10)	Thompson (9-11)	48-68	4	-20	34,237	1,675,884
117	8/16	@CHI	L	1-6	SIROTKA (8-10)	Washburn (0-1)	48-69	4	-21	18,212	1,694,096
118	8/17*	@CHI	L	3-4	Howry (4-3)	Holtz (1-3)	48-70	4	-22	14,943	1,709,039
119	8/18	@CHI	L	3-4	Baldwin (7-11)	Magnante (4-2)	48-71	4	-23	11,666	1,720,705
120	8/19	@CHI	W	9-2	Ortiz (1-0)	Parque (9-9)	49-71	4	-22	14,171	1,734,876
121	8/20	DET	W	5-1	FINLEY (8-10)	Moehler (8-13)	50-71	4	-22	29,910	1,697,312
122	8/21	DET	L	0-5	Weaver (7-9)	Washburn (0-2)	50-72	4	-23	28,575	1,725,887
123	8/22	DET	L	3-12	Micki (9-10)	Sparks (5-10)	50-73	4	-24	24,465	1,750,352
124	8/23	DET	W	6-5	Percival (3-2)	Brocail (4-4)	51-73	4	-23	17,145	1,767,497
125	8/24	TOR	L	1-5	Hentgen (8-10)	Ortiz (1-1)	51-74	4	-23	21,492	1,788,989
126	8/25	TOR	L	2-7	Hamilton (7-7)	Finley (8-11)	51-75	4	-24	21,592	1,810,581
—	8/26	—	—	—	OFF DAY	—	51-75	4	-24	—	—
127	8/27	@BOS	L	3-4	Garces (2-1)	Percival (3-3)	51-76	4	-25	32,921	1,767,797
128	8/28	@BOS	L	6-7	Lowe (8-2)	Pote (0-1)	51-77	4	-26	33,060	1,800,857
129	8/29	@BOS	L	4-7	Rapp (6-5)	Belcher (5-8)	51-78	4	-27	32,253	1,833,110
130	8/30	@CLE	L	5-7	Colon (15-4)	Levine (1-1)	51-79	4	-27	43,295	1,876,405
131	8/31	@CLE	L	12-14	Boole (1-0)	Percival (3-4)	51-80	4	-27	43,284	1,919,609
132	9/1	@CLE	L	1-8	Burba (12-7)	Washburn (0-3)	51-81	4	-28	43,399	1,963,088
133	9/2	@CLE	L	5-6	Nagy (15-9)	Sparks (5-11)	51-82	4	-28	43,369	2,006,457
134	9/3	NY	W	8-2	Belcher (6-8)	Pattita (12-10)	52-82	4	-28	35,782	1,846,363
135	9/4	NY	L	6-9	Watson (3-1)	Alvarez (0-1)	52-83	4	-28	30,589	1,876,952
136	9/5	NY	L	3-8	Yarnall (1-0)	Fyhrle (0-4)	52-84	4	-28 1/2	35,481	1,912,433
137	9/6	NY	W	5-3	Washburn (1-3)	Clemens (12-8)	53-84	4	-29	31,749	1,944,182
138	9/7	CHI	W	14-1	Cooper (1-0)	Sirotko (8-13)	54-84	4	-29	16,867	1,961,049
139	9/8*	CHI	W	6-5	Percival (4-4)	Simas (5-3)	55-84	4	-29	17,246	1,978,295
—	9/9	—	—	—	OFF DAY	—	55-84	4	-29	—	—
140	9/10	@MIN	W	4-2	Finley (9-11)	Radke (12-13)	56-84	4	-28	11,200	2,017,657
141	9/11	@MIN	L	0-7	MILTON (7-11)	Ortiz (1-2)	56-85	4	-28	11,222	2,028,879
142	9/12	@MIN	W	6-3	Washburn (2-3)	Mays (5-9)	57-85	4	-27	11,301	2,040,180
143	9/13	@MIN	W	6-5	Magnante (5-2)	Hawkins (9-13)	58-85	4	-27	8,716	2,048,896
144	9/14#	@KC	W	8-6	Pote (1-1)	Mormon (2-4)	59-85	4	-26 1/2	—	—
145	9/14	@KC	W	6-5	Hasegawa (2-5)	Byrdak (0-3)	60-85	4	-26 1/2	11,290	2,060,186
146	9/15	@KC	W	1-0	Finley (10-11)	Carter (0-1)	61-85	4	-26 1/2	10,781	2,070,967
147	9/16	@KC	L	1-7	SUPPAN (10-9)	Ortiz (1-3)	61-86	4	-27	11,602	2,082,569
148	9/17	BAL	L	2-4	Erickson (14-11)	Washburn (2-4)	61-87	4	-27	28,865	2,007,160
149	9/18	BAL	L	3-6	Ponson (12-11)	Cooper (1-1)	61-88	4	-28	36,531	2,043,691
150	9/19	BAL	L	4-5	Molina (1-1)	Percival (4-5)	61-89	4	-28	22,526	2,066,217
151	9/20	TB	W	10-5	Finley (11-11)	Alvarez (9-8)	62-89	4	-27 1/2	16,165	2,082,382
152	9/21	TB	W	7-5	Ortiz (2-3)	Eiland (4-8)	63-89	4	-26 1/2	16,486	2,098,868
153	9/22	TB	W	8-5	Washburn (3-4)	Wheeler (0-3)	64-89	4	-25 1/2	16,801	2,115,689
—	9/23	—	—	—	OFF DAY	—	64-89	4	-25 1/2	—	—
154	9/24*	@SEA	L	3-4	Mesa (3-6)	Percival (4-6)	64-90	4	-26 1/2	44,403	2,126,972
155	9/25	@SEA	W	7-3	Finley (12-11)	Moyer (14-6)	65-90	4	-26 1/2	44,308	2,171,280
156	9/26	@SEA	L	2-3	Davy (2-1)	Hasegawa (2-6)	65-91	4	-27 1/2	44,485	2,215,765
—	9/27	—	—	—	OFF DAY	—	65-91	4	-28	—	—
157	9/28	OAK	L	3-9	Hudson (11-2)	Washburn (3-5)	65-92	4	-29	17,981	2,133,650
158	9/29	OAK	W	7-4	Hasegawa (3-6)	Mathews (9-5)	66-92	4	-28	17,596	2,151,246
159	9/30	OAK	W	5-4	Petkovsek (10-4)	Isringhausen (0-1)	67-92	4	-28	19,567	2,170,813
160	10/1	TEX	W	7-6	Holtz (2-3)	Morgan (13-9)	68-92	4	-27	25,515	2,196,328
161	10/2	TEX	W	15-3	Hasegawa (4-6)	Helling (13-11)	69-92	4	-26	33,239	2,229,567
162	10/3	TEX	W	1-0	Washburn (4-5)	Morgan (13-10)	70-92	4	-25	23,556	2,253,123

#Doubleheader due to rainout 4/25

\*Extra Inning Games:

4/17, 10; 4/26, 11; 5/23, 10; 6/13, 13; 7/15, 10; 7/19, 10; 7/25, 11; 8/10, 10; 8/13, 10; 8/17, 12; 9/8, 10; 9/24, 10

# 1999 Won-Lost Breakdown

	HOME			AWAY			TOTALS		
	W	L	PCT.	W	L	PCT.	W	L	PCT.
Season	37	44	.457	33	48	.407	70	92	.432
Day Games	1	6	.143	11	13	.458	12	19	.387
Night Games	36	38	.486	22	35	.386	58	73	.443
vs. RHP	27	36	.429	24	37	.393	51	73	.411
vs. LHP	10	8	.555	9	11	.450	19	19	.500
One-Run Games	17	7	.708	6	18	.250	23	25	.479
Two-Run Games	4	5	.444	10	8	.556	14	13	.519
Extra Innings	3	4	.429	1	4	.200	4	8	.333
Shutouts	2	6	.250	5	5	.500	7	11	.389
Double Headers	0	0	.000	2	0	1.000	2	0	1.000
In April	6	5	.545	5	7	.417	11	12	.577
May	5	8	.385	8	7	.533	13	15	.464
June	6	5	.545	5	10	.333	11	15	.423
July	3	8	.273	5	9	.357	8	17	.320
Aug.	5	12	.294	3	9	.250	8	21	.276
Sept./Oct.	12	6	.667	7	6	.538	19	12	.613
Pre-All-Star Break	19	19	.500	22	26	.458	41	45	.477
Post-All-Star Break	18	25	.419	11	22	.333	29	47	.382
Vs. Oakland	5	1	.833	3	3	.500	8	4	.667
Seattle	3	3	.500	3	3	.500	6	6	.500
Texas	3	3	.500	3	3	.500	6	6	.500
<b>A.L. WEST</b>	<b>11</b>	<b>7</b>	<b>.611</b>	<b>9</b>	<b>9</b>	<b>.500</b>	<b>20</b>	<b>16</b>	<b>.555</b>
Vs. Cleveland	1	5	.167	0	4	.000	1	9	.100
Chicago	4	2	.667	1	3	.250	5	5	.500
Detroit	2	2	.500	3	3	.500	5	5	.500
Kansas City	3	3	.500	4	2	.667	7	5	.583
Minnesota	3	3	.500	3	1	.750	6	4	.600
<b>A.L. CENTRAL</b>	<b>13</b>	<b>15</b>	<b>.464</b>	<b>11</b>	<b>13</b>	<b>.458</b>	<b>24</b>	<b>28</b>	<b>.462</b>
Vs. Baltimore	1	5	.167	2	4	.333	3	9	.250
Boston	1	3	.250	0	6	.000	1	9	.100
New York	2	2	.500	4	2	.667	6	4	.600
Bay	4	2	.667	3	3	.500	6	5	.545
Toronto	3	3	.500	0	6	.000	3	9	.250
<b>A.L. EAST</b>	<b>11</b>	<b>15</b>	<b>.423</b>	<b>9</b>	<b>21</b>	<b>.300</b>	<b>20</b>	<b>36</b>	<b>.357</b>
Vs. Arizona	1	2	.333	0	0	.000	1	2	.333
Colorado	0	0	.000	2	1	.667	2	1	.667
Los Angeles	1	2	.333	1	2	.333	2	4	.333
San Francisco	0	0	.000	1	2	.333	1	2	.333
San Diego	0	3	.000	0	0	.000	0	3	.000
<b>N.L. WEST</b>	<b>2</b>	<b>7</b>	<b>.222</b>	<b>4</b>	<b>5</b>	<b>.444</b>	<b>6</b>	<b>12</b>	<b>.333</b>

## 1999 Games Won and Lost in Last At-Bat

WON (20)					LOST (20)						
NO.	DATE	OPPONENT	H/R	D/N	DESCRIPTION	NO.	DATE	OPPONENT	H/R	D/N	DESCRIPTION
1	4/6	Cleveland	H	N	1 run in 8th to win 6-5	1	4/17	Seattle	H	N	1 run in 10th to lose 3-4*
2	4/23	Kansas City	R	N	3 runs in 9th to win 4-2	2	4/22	Toronto	R	N	1 run in 8th to lose 7-8
3	4/26	Toronto	H	N	1 run in 11th to win 4-3*	3	4/24	Kansas City	R	D	1 run in 8th to lose 3-4
4	4/28	Toronto	H	N	2 runs in 8th to win 12-10*	4	5/1	Chicago	H	N	5 runs in 9th to lose 5-8*
5	4/30	Chicago	H	N	2 runs in 8th to win 3-1	5	5/4	Detroit	R	N	2 runs in 8th to lose 1-3*
6	5/19	Baltimore	R	N	2 runs in 9th to win 5-4	6	6/13	Arizona	H	N	2 runs in 13th to lose 1-3
7	5/23	Tampa Bay	R	D	4 runs in 10th to win 4-0	7	6/16	Toronto	R	N	1 run in 8th to lose 2-3
8	6/2	Minnesota	H	N	1 run in 8th to win 2-1	8	7/19	San Diego	H	N	3 runs in 10th to lose 1-4*
9	6/12	Arizona	H	N	2 runs in 8th to win 4-3	9	7/20	San Diego	H	D	1 run in 9th to lose 1-2
10	6/25	Oakland	H	N	1 run in 9th to win 4-3	10	7/25	Baltimore	R	D	1 run in 11th to lose 7-8
11	7/6	Seattle	H	N	6 runs in 8th to win 8-2	11	8/10	Cleveland	H	N	1 run in 10th to lose 1-2
12	7/15	Los Angeles	H	N	1 run in 10th to win 7-6	12	8/13	Detroit	R	N	1 run in 10th to lose 7-8
13	8/23	Detroit	H	N	1 run in 8th to win 6-5	13	8/17	Chicago	R	N	1 run in 12th to lose 3-4
14	9/8	Chicago	H	N	1 run in 10th to win 6-5	14	8/18	Chicago	R	N	2 runs in 8th to lose 3-4
15	9/14	Kansas City-1R	D	D	3 runs in 9th to win 8-6*	15	8/27	Boston	R	D	2 runs in 8th to lose 3-4
16	9/14	Kansas City-2R	N	2 runs in 9th to win 6-5	16	8/28	Boston	R	D	1 run in 8th to lose 6-7	
17	9/15	Kansas City	R	N	1 run in 9th to win 1-0*	17	8/31	Cleveland	R	N	10 runs in 8th to lose 12-14*
18	9/29	Oakland	H	N	3 runs in 8th to win 7-4	18	9/4	New York	H	D	3 runs in 9th to lose 6-9
19	9/30	Oakland	H	N	1 run in 8th to win 5-4	19	9/24	Seattle	R	N	2 runs in 10th to lose 3-4
20	10/1	Texas	H	N	1 run in 9th to win 7-6*	20	9/26	Seattle	R	D	1 run in 9th to lose 2-3*

\* Denotes game-winning home run

# 1999 Angels Highs & Lows

## TEAM BATTING

Runs, Game, Angels	17	- April 29 vs. Toronto
Runs, Game, Opponents	18	- June 30 vs. Texas
Runs, Inning, Angels	7	- Oct. 2 vs. Texas (7th) April 29 vs. Toronto (1st)
Runs, Inning, Opponents	10	- Aug. 31 at Cleveland (8th)
Hits, Game, Angels	20	- April 12 at Texas
Hits, Game, Opponents	20	- June 30 vs. Texas
Hits, Inning, Angels	9	- July 7 vs. Seattle
Hits, Inning, Opponents	9	- Aug. 31 at Cleveland (8th) June 15 at Toronto (6th)
Extra-Base Hits, Game, Angels	10	- April 12 at Texas
Extra-Base Hits, Game, Opponents	8	- June 11 vs. Arizona
Home Runs, Game, Angels	4	- Aug. 15 at Detroit July 9 at Colorado April 29 vs. Toronto
Home Runs, Game, Opponents	7	- July 5 vs. Seattle
Home Runs, Inning, Angels	2	- seven times; last time, Sept. 2 at Cleveland (9th)
Home Runs, Inning, Opponents	2	- nine times; last time, Sept. 1 at Cleveland (5th)
Singles, Game, Angels	14	- May 22 at Tampa Bay
Singles, Game, Opponents	16	- Aug. 22 vs. Detroit
Doubles, Game, Angels	10	- April 12 at Texas
Doubles, Game, Opponents	7	- Aug. 7 vs. Boston
Triples, Game, Angels	2	- June 30 vs. Texas (Williams 2)
Triples, Game, Opponents	2	- four times, last time, Sept. 24 at Seattle (Gipson, Hunter)
Total Bases, Game, Angels	31	- July 9 at Colorado
Total Bases, Game, Opponents	35	- July 5 vs. Seattle
Left on Base, Angels	13	- Aug. 17 at Chicago April 21 at Toronto
Left on Base, Opponents	15	- June 29 vs. Texas
Stolen Bases, Game, Angels	3	- Aug. 5 vs. Boston (Edmonds 2, Palmeiro) June 20 at New York (Huson 2, Erstad) May 1 vs. Chicago (Glaus, Palmeiro, Velarde)
Stolen Bases, Game, Opponents	5	- Sept. 4 vs. New York (Strawberry 2, Knoblauch, Jeter, Bellinger) April 27 vs. Toronto (Green 3, Delgado, Fernandez)
Stolen Bases, Inning, Angels	2	- five times; Sept. 7 vs. Chicago (4th; DiSarcina, Erstad)
Stolen Bases, Inning, Opponents	4	- April 27 vs. Toronto (Green 2, Delgado, Fernandez)
Caught Stealing, Game, Angels	2	- Sept. 6 vs. New York (Huson, Edmonds) May 29 vs. Kansas City (Erstad, Velarde)
Caught Stealing, Game, Opponents	3	- Aug. 21 vs. Detroit (Jefferies, Easley, Barteo) May 4 at Detroit (Cruz, Kapler, Catalanotto)
Sacrifice Hits, Game, Angels	3	- Aug. 31 at Cleveland (Durrington, Erstad, DiSarcina)
Sacrifice Hits, Game, Opponents	2	- four times; last time, July 3 at Oakland (Hinch, McDonald)
Sacrifice Flies, Game, Angels	3	- Oct. 2 vs. Texas (Anderson, Huson 2) Aug. 20 vs. Detroit (Anderson, Greene, Salmon)
Sacrifice Flies, Game, Opponents	3	- June 30 vs. Texas (Zeile, Stevens, McLemore) May 31 vs. Minnesota (Lawton, Cordova, Walker)
Pinch-Hits, Game, Angels	2	- Aug. 25 vs. Toronto (Walbeck, Huson)
Pinch-Hits, Inning, Angels	2	- Aug. 25 vs. Toronto (9th; Walbeck, Greene)
Pinch-Hitters Used, Game, Angels	4	- July 11 at Colorado (Unroe, Sheets, Walbeck, Huson) June 18 at New York (Luke, Decker, Unroe, Huson)

## TEAM FIELDING

Double Plays, Game, Angels	5	- June 13 vs. Arizona (Bell, Williams, Fox, Lee, Stinnett)
Double Plays, Game, Opponents	4	- April 18 vs. Seattle (Walbeck 2, Anderson, Erstad)
Errors, Game, Angels	3	- five times, last time, Sept. 21 vs. Tampa Bay (Glaus, Salmon 2)
Errors, Game, Opponents	4	- July 2 at Oakland (Grieve, Giambi 2, Chavez)
Errors, Angels, Inning	2	- Sept. 21 vs. Tampa Bay (7th; Salmon 2) June 18 at New York (6th; Anderson, Walbeck)
Errors, Game, Individual	3	- Aug. 21 vs. Detroit (DiSarcina)


# 1999 Angels Highs & Lows

## TEAM PITCHING

Strikeouts, Game, Angels	14 - Aug. 15 at Detroit (Finley - 12, Pote - 2)
Strikeouts, Game, Opponents	17 - May 7 at Boston (Martinez - 15, Wakefield - 2)
Base on Balls, Game, Angels	8 - Sept. 28 vs. Oakland (Washburn - 4, Levine, - 2, Fyhrle - 2) April 29 vs. Toronto (Hill - 8) April 12 at Texas (Hill - 7, Holtz - 1)
Base on Balls, Game, Opponents	8 - July 10 at Colorado (Astacio - 4, Leskancic - 2, Lee - 2) July 6 vs. Seattle (Meche - 5, Rodriguez - 3)
Fewest Hits Allowed, 9 innings, Angels	2 - Aug. 1 vs. Minnesota (Sparks - 2)
Fewest Hits Allowed, 9 innings, Opponents	0 - Sept. 11 at Minnesota (Milton)
Fewest Hits Allowed, Extra-Innings, Angels	3 - May 23 at Tampa Bay (Finley - 3)
Fewest Hits Allowed, Extra-Innings, Opps.	4 - May 23 at Tampa Bay (Rupe - 1, Hernandez - 3)
Pitchers Used, Game, Angels	7 - three times; last time, Sept. 13 at Minnesota (Cooper, Magnante, Pote, Hill, Petkovsek, Alvarez, Hasegawa)

## INDIVIDUAL BATTING

At-Bats, Game	6 - 18 times; last time, Edmonds, Oct. 2 vs. Texas
Runs, Game	4 - Salmon, Oct. 2 vs. Texas Vaughn, Oct. 2 vs. Texas Erstad, June 24 at Seattle
Hits, Game	5 - Vaughn, June 24 at Seattle Velarde, June 24 at Seattle
Hits, Inning	2 - Edmonds, Oct. 2 vs. Texas (7th) Vaughn, July 7 vs. Seattle (5th)
Doubles, Game	3 - Glaus, April 12 at Texas
Triples, Game	2 - Williams, June 30 vs. Texas
Home Runs, Game	2 - eight times; last time, Salmon, Oct. 2 vs. Texas
RBI, Game	6 - Vaughn, June 24 at Seattle Vaughn, May 14 vs. Tampa Bay Salmon, April 15 at Oakland
Extra-Base Hits, Game	3 - five times; last time, Salmon, Oct. 2 vs. Texas
Total Bases, Game	12 - Vaughn, June 24 at Seattle
Base on Balls, Game	3 - nine times; last time, Glaus, Oct. 2 vs. Texas
Strikeouts, Game	4 - Greene, June 30 vs. Texas Williams, May 13 at New York
Sacrifice Hits, Game	2 - Sheets, May 22 at Tampa Bay
Sacrifice Flies, Game	2 - Huson, Oct. 2 vs. Texas Salmon, July 25 at Baltimore
Stolen Bases, Game	2 - Durrington, Aug. 19 at Chicago Edmonds, Aug. 5 vs. Boston Huson, June 20 at New York
Caught Stealing, Game	1 - 45 times; last time, Erstad, Sept. 30 vs. Oakland
Longest Hitting Streak	17 - Anderson, Aug. 30-Sept. 17
Grand Slams	1 - five times; last time, Walbeck, June 5 at Los Angeles



Jim Edmonds

# 1999 Angels Highs & Lows

## INDIVIDUAL PITCHING

Strikeouts, Game	12	- Finley, Aug. 15 at Detroit
Base on Balls, Game	8	- Hill, April 29 vs. Toronto
Base on Balls, Inning	3	- five times; last time, Percival, July 18 vs. San Diego
Runs Allowed, Game	9	- McDowell, Aug. 2 vs. Kansas City Finley, June 28 vs. Texas
Runs Allowed, Inning	7	- Fyhrie, July 11 at Colorado (1st)
Hits Allowed, Game	12	- Sparks, July 7 vs. Seattle
Hits Allowed, Inning	7	- Belcher, April 28 vs. Toronto (5th)
Home Runs Allowed, Game	3	- four times; last time, Hasegawa, July 5 vs. Seattle
Home Runs Allowed, Inning	2	- nine times; last time, Fyhrie, Sept. 1 at Cleveland (5th)
Fewest Hits Allowed, Complete Game	5	- Olivares, July 4 at Oakland Olivares, May 2 vs. Chicago
Fewest Hits Allowed, Extra-Innings	3	- May 23 at Tampa Bay
Innings Pitched, Starter	9	- five times; last time, Finley, Aug. 20 vs. Detroit
Innings Pitched, Reliever	4.2	- Levine, June 28 vs. Texas
Fewest Innings Pitched, Starter	2	- Finley, Aug. 20 vs. Detroit Olivares, July 21 at Texas Hill, June 23 at Seattle
Longest Winning Streak	5	- Petkovsek, April 28-June 12
Longest Losing Streak	6	- Hill, June 11-July 30
Consecutive Scoreless Innings, Starter	13.1	- Olivares, April 10-15
Consecutive Scoreless Innings, Reliever	16.1	- Percival, May 5-June 20

## TEAM MISCELLANEOUS

Longest Winning Streak	5	- Sept. 29-Oct. 3 Sept. 12-15
Longest Home Winning Streak	5	- Sept. 29-Oct. 3
Longest Road Winning Streak	5	- Sept. 12-15
Longest Losing Streak	11	- July 16-26
Longest Home Losing Streak	7	- July 16-31
Longest Road Losing Streak	9	- July 11-26
Longest Game, Innings	13	- June 13 vs. Arizona
Longest Game, Time	3:43	- Sept. 4 vs. New York (nine innings) Aug. 31 vs. Cleveland (nine innings)
Shortest Game, Time	3:53	- June 13 vs. Arizona (13 innings)
Largest Margin, Victory	1:56	- Oct. 3 vs. Texas
Largest Margin, Loss	16	- April 29 vs. Toronto
Largest Crowd, Edison Field	14	- June 30 vs. Texas
Smallest Crowd, Edison Field	43,911	- July 15 vs. Los Angeles
Largest Crowd, Road	16,165	- Sept. 20 vs. Tampa Bay
Smallest Crowd, Road	55,626	- June 20 at New York
Biggest Deficit Overcome	5,377	- April 13 at Oakland
Biggest Lead Surrendered	5	- Sept. 14 at Kansas City Sept. 4 vs. New York June 24 at Seattle
Most Players Used, Game	10	- April 28 vs. Toronto
	19	- Sept. 4 vs. New York July 11 at Colorado



Ken Hill

# 1999 Club Records Tied or Established

## Club General

\*Most Games Lost vs. RHP .....75

## Game

### Club Batting

\*Most Two-Base Hits .....10 .....April 12 at Texas

### Club Pitching

#Most Runs Allowed, Home .....18 .....June 30 vs. Texas  
 #Most Hit Batsmen .....4 .....June 13 vs. Arizona (13 inn.)  
 May 22 at Tampa Bay

### Individual Batting

#Most Hits, Inning .....2 - Jim Edmonds .....Oct. 2 vs. Texas (7th inn.)  
 Mo Vaughn .....July 7 vs. Seattle (5th inn.)  
 #Most Two-Base Hits .....3 - Troy Glaus .....April 12 at Texas  
 #Most Three-Base Hits .....2 - Reggie Williams .....June 30 vs. Texas  
 #Most Strikeouts .....4 - Todd Greene .....June 30 vs. Texas  
 Reggie Williams .....May 13 at New York

### Individual Pitching

#No-Hitters, Opponents ..... Eric Milton .....Sept. 11 at Minnesota  
 #One-Hitters, Opponents ..... John Burkett, Jeff Zimmerman  
 & John Wetteland .....June 29 vs. Texas  
 #Most Strikeouts, Inning .....4 - Chuck Finley .....Aug. 15 vs. Detroit (1st inn.)  
 May 12 at New York (3rd inn.)  
 #Most Hit Batsmen .....4 - Omar Olivares .....June 13 vs. Arizona  
 Steve Sparks .....May 22 at Tampa Bay

## Consecutive

### Individual Pitching

#Saves .....19 - Troy Percival .....May 5-July 9

## Additional Records

### Career Leaders Pitching

\*Wins .....165 .....Chuck Finley  
 \*Starts .....379 .....Chuck Finley  
 \*Innings Pitched .....2,675 .....Chuck Finley  
 \*Games .....436 .....Chuck Finley  
 \*Most Wins Left-Hander .....165 .....Chuck Finley  
 \*Saves .....139 .....Troy Percival

### Career Leaders Fielding

\*Games Played Outfield .....816 .....Tim Salmon

### Opponents Section

\*Longest Win Streak By Tampa Bay .....3 .....May 15-21  
 \*Most Runs by Tampa Bay .....9 .....9-10, May 21 at Tropicana Field  
 #Widest Margin Victory By Tampa Bay .....7 .....7-0, July 26 at Tropicana Field  
 #Most Runs vs. Tampa Bay .....10 .....10-5, July 27 at Tampa Bay  
 10-5, Sept. 20 at Edison Field  
 #Most Runs By Texas .....18 .....18-4, June 30 at Edison Field  
 \*Most Runs By Arizona .....12 .....12-2, June 11 at Edison Field  
 \*Widest Margin Victory By Arizona .....10 .....12-2, June 11 at Edison Field  
 \*Widest Margin Victory vs. Colorado .....6 .....9-3, July 10 at Coors Field  
 \*Widest Margin Victory By Colorado .....6 .....8-2, July 11 at Coors Field  
 \*Longest Win Streak vs. Colorado .....5 .....June 5, 1998-July 10, 1999  
 \*Most Runs vs. Los Angeles .....7 .....7-5, June 6 at Dodger Stadium  
 7-6, July 15 at Edison Field  
 \*Most Runs By Los Angeles .....13 .....13-3, July 17 at Edison Field  
 #Widest Margin Victory vs. Los Angeles .....2 .....7-5, June 6 at Dodger Stadium  
 \*Widest Margin Victory By Los Angeles .....10 .....13-3, July 17 at Edison Field  
 #Longest Win Streak vs. Los Angeles .....2 .....June 6-July 15  
 \*Longest Win Streak By San Diego .....3 .....July 18-20  
 \*Longest Win Streak By San Francisco .....4 .....July 1, 1998-June 8, 1999

### Miscellaneous

#Day-By-Day/Best Records .....1-0 .....April 6  
 \*Day-By-Day/Worst Records .....51-80 .....Aug. 31  
 51-81 .....Sept. 1  
 51-82 .....Sept. 2  
 52-84 .....Sept. 5  
 #Day-By-Day/Worst Records .....52-82 .....Sept. 3  
 52-83 .....Sept. 4  
 #Most Games Under .500 .....32 .....Sept. 5 (52-84)

\* Set club record  
 # Tied club record

# 1999 Angels Home Runs

DATE	PLAYER	OPPONENT	MEN			PITCHER	MADE FINAL	
			INN.	ON	OUT		SCORE	SCORE
•4/6	Salmon (1)	Cleveland	4	0	0	Wright	2-2	6-5
#4/6	Anderson (1)	Cleveland	4	0	0	Wright	3-2	6-5
4/8	Glaus (1)	Cleveland	5	0	1	Colon	1-8	1-9
•4/9	Palmeiro (1)	@ Texas	1	0	0	Burkett	1-0	8-4
4/9	Greene (1)	@ Texas	2	1	0	Burkett	3-0	8-4
4/9	Salmon (2)	@ Texas	7	1	2	Loaiza	8-4	8-4
•4/11	Glaus (2)	@ Texas	6	0	0	Sele	3-6	3-6
•4/15	Salmon (3)	@ Oakland	5	0	0	Heredia	5-0	12-1
4/15	Greene (2)	@ Oakland	5	0	2	Heredia	6-0	12-1
★4/15	Salmon (4)	@ Oakland	5	3	1	Jarvis	10-0	12-1
4/16	Sheets (1)	Seattle	6	1	2	Moyer	5-2	9-5
★4/16	Greene (3)	Seattle	7	3	1	Moyer	9-2	9-5
4/17	Greene (4)	Seattle	4	1	2	Garcia	3-3	3-4
•4/18	Walbeck (1)	Seattle	2	0	0	Hinchliffe	2-0	5-8
•4/18	Glaus (3)	Seattle	4	0	0	Hinchliffe	3-5	5-8
4/21	Anderson (2)	@ Toronto	4	0	1	Carpenter	1-1	2-3
4/22	Vaughn (1)	@ Toronto	1	1	1	Hentgen	2-0	7-8
4/22	Erstad (1)	@ Toronto	2	1	2	Hentgen	4-1	7-8
4/22	Anderson (3)	@ Toronto	5	1	2	Rodriguez	7-2	7-8
4/24	Salmon (5)	@ Kansas City	4	1	1	Suppan	2-0	3-4
4/24	Salmon (6)	@ Kansas City	6	0	2	Suppan	3-2	3-4
•4/26	Erstad (2)	Toronto	11	0	0	Rodriguez	4-3	4-3
4/27	Sheets (2)	Toronto	8	0	1	Sinclair	1-10	1-10
4/28	Vaughn (2)	Toronto	3	1	0	Wells	4-0	12-10
4/28	Glaus (4)	Toronto	4	2	1	Davey	10-0	12-10
4/28	Vaughn (3)	Toronto	8	1	1	Lloyd	12-10	12-10
★4/29	Sheets (3)	Toronto	1	3	2	Halladay	7-0	17-1
4/29	Velarde (1)	Toronto	3	2	1	Halladay	11-0	17-1
4/29	Salmon (7)	Toronto	3	0	2	Sinclair	12-0	17-1
4/29	Glaus (5)	Toronto	6	1	0	Sinclair	15-1	17-1
•4/30	Anderson (4)	Chicago	5	0	0	Navarro	1-1	3-1
•5/1	Velarde (2)	Chicago	3	0	0	Baldwin	2-0	5-8
•5/2	Unroe (1)	Chicago	6	0	0	Parque	4-3	6-3
5/2	Anderson (5)	Chicago	7	1	0	Foulke	6-3	6-3
•5/4	Walbeck (2)	@ Detroit	5	0	0	Mlicki	1-0	1-3
5/5	Vaughn (4)	@ Detroit	4	1	0	Weaver	2-1	4-1
5/5	Erstad (3)	@ Detroit	8	1	1	Anderson	4-1	4-1
•5/6	Greene (5)	@ Detroit	5	0	0	Florie	1-3	2-4
5/6	Anderson (6)	@ Detroit	6	0	1	Nitkovski	2-3	2-4
5/11	Vaughn (5)	@ New York	4	2	2	Pettitte	6-5	9-7
5/11	Anderson (7)	@ New York	7	0	1	Mendoza	7-6	9-7
5/13	Vaughn (6)	@ New York	6	0	1	Irabu	1-0	2-0
★5/14	Vaughn (7)	Tampa Bay	6	3	0	Witt	4-0	8-3
5/16	Vaughn (8)	Tampa Bay	5	1	2	Alvarez	2-7	4-7
•5/16	Anderson (8)	Tampa Bay	8	0	0	Yan	3-7	4-7
5/16	Greene (6)	Tampa Bay	8	0	2	Yan	4-7	4-7
•5/18	Greene (7)	@ Baltimore	2	0	0	Mussina	1-1	3-5
5/18	Velarde (3)	@ Baltimore	8	1	1	Mussina	3-5	3-5
5/19	Velarde (4)	@ Baltimore	3	2	0	Erickson	3-1	5-4
•5/20	Greene (8)	@ Baltimore	6	0	0	Johnson	5-4	6-4
5/21	Vaughn (9)	@ Tampa Bay	2	2	2	Saunders	6-2	9-10
5/25	Anderson (9)	Baltimore	4	1	1	Erickson	2-1	4-1
5/25	Anderson (10)	Baltimore	6	0	2	Erickson	3-1	4-1
5/25	Erstad (4)	Baltimore	8	0	1	Erickson	4-1	4-1
•5/26	Vaughn (10)	Baltimore	4	0	0	Ponson	1-3	2-3
5/26	Anderson (11)	Baltimore	6	0	2	Ponson	2-3	2-3
•5/27	Vaughn (11)	Baltimore	8	0	0	Fetters	2-6	3-6
5/28	Pritchett (1)	Kansas City	5	0	2	Appier	3-9	4-11
5/28	Vaughn (12)	Kansas City	7	0	1	Santiago	4-11	4-11
5/29	Greene (9)	Kansas City	4	0	1	Fussell	1-0	4-3
5/29	Glaus (6)	Kansas City	6	1	2	Fussell	4-0	4-3
•5/30	Erstad (5)	Kansas City	1	0	0	Rosado	1-0	4-3
5/30	Vaughn (13)	Kansas City	5	2	2	Rosado	4-3	4-3
•5/31	Greene (10)	Minnesota	2	0	0	Hawkins	1-0	2-3
6/1	Glaus (7)	Minnesota	7	0	2	Radlosky	4-0	5-1

# 1999 Angels Home Runs

DATE	PLAYER	OPPONENT	MEN			PITCHER	MADE	FINAL SCORE
			INN.	ON	OUT			
6/1	Velarde (5)	Minnesota	8	0	2	Radlosky	5-0	5-1
6/2	Anderson (12)	Minnesota	6	0	1	Radke	1-1	2-1
6/4	Glaus (8)	@ Los Angeles	4	1	1	Brown	3-0	4-5
★6/5	Walbeck (3)	@ Los Angeles	4	3	2	Park	4-0	4-7
6/6	Glaus (9)	@ Los Angeles	6	2	0	Perez	6-2	7-5
6/6	Erstad (6)	@ Los Angeles	7	0	1	Perez	6-3	7-5
6/11	Glaus (10)	Arizona	9	1	2	Frascatore	2-12	2-12
6/12	Vaughn (14)	Arizona	8	0	1	Benes	3-3	4-3
6/15	Velarde (6)	@ Toronto	3	0	1	Wells	1-2	2-13
6/18	Glaus (11)	@ New York	3	0	1	Pettitte	1-3	1-4
•6/19	Greene (11)	@ New York	4	0	0	Irabu	1-3	2-6
6/20	Luke (1)	@ New York	2	1	2	Cone	2-0	4-2
•6/22	Luke (2)	@ Seattle	9	0	0	Watson	4-2	4-2
•6/23	Erstad (7)	@ Seattle	1	0	0	Halama	1-0	3-8
6/24	Velarde (7)	@ Seattle	3	1	0	Fassero	2-5	12-7
6/24	Vaughn (15)	@ Seattle	2	1	0	Mesa	9-7	12-7
6/24	Vaughn (16)	@ Seattle	9	2	2	Watson	12-7	12-7
6/28	Greene (12)	Texas	9	0	2	Morgan	1-9	1-9
7/4	Glaus (12)	@ Oakland	9	0	2	Rigby	5-1	5-2
7/6	Vaughn (17)	Seattle	1	0	2	Moyer	1-0	10-3
#7/9	Anderson (13)	@ Colorado	1	1	2	Kile	2-0	9-6
#7/9	Glaus (13)	@ Colorado	1	0	2	Kile	3-0	9-6
7/9	Glaus (14)	@ Colorado	7	0	2	DeJean	8-5	9-6
7/9	Williams (1)	@ Colorado	8	0	2	DeJean	9-5	9-6
•7/10	Anderson (14)	@ Colorado	2	0	0	Astacio	1-0	9-3
7/10	Glaus (15)	@ Colorado	5	1	0	Astacio	8-3	9-3
7/15	Velarde (8)	Los Angeles	7	0	2	Borbon	6-6	7-6
•7/20	Erstad (8)	San Diego	1	0	0	Ashby	1-0	1-2
•#7/21	Anderson (15)	@ Texas	4	0	0	Sele	2-8	5-9
#7/21	Glaus (16)	@ Texas	4	0	0	Sele	3-8	5-9
•7/22	Glaus (17)	@ Texas	2	0	0	Burkett	2-0	7-9
•7/22	Vaughn (18)	@ Texas	3	0	0	Burkett	3-0	7-9
7/24	O'Brien (1)	@ Baltimore	9	1	0	Rhodes	4-8	4-8
•7/25	Velarde (9)	@ Baltimore	3	0	0	Ponson	4-3	7-8
7/27	Anderson (16)	@ Tampa Bay	5	1	1	Callaway	6-1	10-5
•8/1	Erstad (9)	Minnesota	7	0	0	Mays	2-0	2-1
8/5	Glaus (18)	Boston	4	2	0	Rose	3-0	8-0
8/7	Salmon (8)	Boston	8	1	2	Wasdin	3-13	3-14
8/10	Erstad (10)	Cleveland	2	0	2	Langston	1-0	1-2
8/11	Greene (13)PH	Cleveland	9	1	2	Jackson	3-4	3-4
8/13	Glaus (19)	@ Detroit	2	0	2	Borkowski	2-3	7-8
8/13	Salmon (9)	@ Detroit	5	1	2	Borkowski	6-3	7-8
8/15	Glaus (20)	@ Detroit	1	1	2	Thompson	3-0	10-2
•8/15	Greene (14)	@ Detroit	4	0	0	Thompson	5-1	10-2
8/15	Anderson (17)	@ Detroit	4	1	2	Thompson	7-1	10-2
8/15	Salmon (10)	@ Detroit	9	2	1	Blair	10-2	10-2
•8/16	Vaughn (19)	@ Chicago	4	0	0	Sirotko	1-0	1-6
•8/17	Vaughn (20)	@ Chicago	4	0	0	Navarro	1-2	3-4
•8/19	Molina (1)	@ Chicago	3	0	0	Parque	1-0	9-2
•8/19	Glaus (21)	@ Chicago	4	0	0	Parque	2-0	9-2
8/19	Vaughn (21)	@ Chicago	6	1	2	Lowe	9-0	9-2
8/22	Glaus (22)	Detroit	7	1	0	Mlicki	2-6	3-12
8/24	Edmonds (1)	Toronto	1	0	1	Hentgen	1-0	1-5
•8/30	Vaughn (22)	@ Cleveland	2	0	0	Colon	1-1	5-7
8/30	Anderson (18)	@ Cleveland	3	2	2	Colon	4-4	5-7
•8/30	Edmonds (2)	@ Cleveland	4	0	0	Colon	5-4	5-7
8/31	Glaus (23)	@ Cleveland	4	1	1	Gooden	3-3	12-14
8/31	Glaus (24)	@ Cleveland	6	1	1	Reed	5-3	12-14
8/31	Salmon (11)	@ Cleveland	7	1	2	Assenmacher	7-4	12-14
9/2	Anderson (19)	@ Cleveland	9	1	1	Reed	3-6	5-6
9/2	Salmon (12)	@ Cleveland	9	1	2	Jackson	5-6	5-6
9/3	Vaughn (23)	New York	7	1	0	Pettitte	6-2	8-2
9/6	Glaus (25)	New York	1	2	2	Clemens	3-0	5-3
9/6	Edmonds (3)	New York	5	1	0	Clemens	5-1	5-3
9/7	Salmon (13)	Chicago	8	2	1	Howry	12-1	14-1

# 1999 Angels Home Runs

DATE	PLAYER	OPPONENT	MEN			PITCHER	MADE	FINAL
			INN.	ON	OUT		SCORE	
•9/8	Glaus (26)	Chicago	4	0	0	Baldwin	0-2	6-5
9/8	Vaughn (24)	Chicago	7	1	1	Pena	5-5	6-5
9/10	Vaughn (25)	@ Minnesota	3	1	2	Radke	4-0	4-2
9/12	Glaus (27)	@ Minnesota	1	1	1	Mays	3-0	6-3
•9/12	Vaughn (26)	@ Minnesota	6	0	0	Mays	4-0	6-3
9/13	Vaughn (27)	@ Minnesota	2	1	2	Hawkins	6-1	6-5
GM19/14	Edmonds (4)	@ Kansas City	3	0	2	Suzuki	1-4	8-6
GM19/14	Luke (3)PH	@ Kansas City	8	1	1	Service	5-6	8-6
GM19/14	Salmon (14)	@ Kansas City	9	2	0	Montgomery	8-6	8-6
GM29/14	Glaus (28)	@ Kansas City	2	0	0	Fussell	2-0	6-5
GM29/14	Vaughn (28)	@ Kansas City	6	0	0	Fussell	4-1	6-5
9/15	Erstad (11)	@ Kansas City	9	0	2	Carter	1-0	1-0
•9/20	Erstad (12)	Tampa Bay	1	0	0	Alvarez	1-0	10-5
9/20	Anderson (20)	Tampa Bay	3	1	1	Alvarez	7-1	10-5
9/21	DiSarcina (1)	Tampa Bay	6	1	2	Sparks	6-3	7-5
9/22	Vaughn (29)	Tampa Bay	5	2	2	Wheeler	3-2	8-5
9/24	Vaughn (30)	@ Seattle	4	0	1	Meche	1-0	3-4
9/24	Erstad (13)	@ Seattle	10	0	2	Mesa	3-2	3-4
9/28	Vaughn (31)	Oakland	1	1	1	Hudson	2-0	3-9
9/29	Vaughn (32)	Oakland	1	0	2	Olivares	1-0	7-4
9/29	Edmonds (5)	Oakland	5	0	2	Olivares	2-4	7-4
9/30	Anderson (21)	Oakland	4	0	1	Heredia	2-2	5-4
10/1	Glaus (29)	Texas	4	1	2	Loaiza	3-5	7-6
•10/1	DaVanon (1)	Texas	9	0	0	Morgan	7-6	7-6
10/2	Vaughn (33)	Texas	1	0	2	Helling	1-0	15-3
10/2	Salmon (15)	Texas	4	1	1	Helling	3-0	15-3
10/2	Salmon (16)	Texas	7	0	0	Patterson	8-3	15-3
10/3	Salmon (17)	Texas	7	0	2	Morgan	1-0	1-0

HR KEY: # Back-to-Back

\* Grand Slam

• Lead-off

PH Pinch-hit

## Come-From-Behind Wins (36)

NO.	DATE	OPPONENT	H/R	FINAL	COMMENTS
1	4/6	Cleveland	H	6-5	Trailed 5-3 after 7 1/2
2	4/12	Texas	R	13-5	Trailed 3-1 after 2
3	4/23	Kansas City	R	4-2	Trailed 2-1 after 8
4	4/26	Toronto	H	4-3 (11)	Trailed 3-2 after 6 1/2
5	4/30	Chicago	H	3-1	Trailed 1-0 after 4 1/2
6	5/2	Chicago	H	2-1	Trailed 2-1 after 4 1/2
7	5/5	Detroit	R	4-1	Trailed 1-0 after 3
8	5/11	New York	R	9-7	Trailed 5-3 after 3
9	5/19	Baltimore	R	5-4	Trailed 4-3 after 8
10	5/22	Tampa Bay	R	8-6	Trailed 4-2 after 5
11	5/25	Baltimore	H	4-1	Trailed 1-0 after 3 1/2
12	5/30	Kansas City	H	4-3	Trailed 2-1 after 4 1/2
13	6/2	Minnesota	H	2-1	Trailed 1-0 after 5 1/2
14	6/6	Los Angeles	R	7-5	Trailed 2-1 after 3
15	6/9	San Francisco	R	2-1	Trailed 1-0 after 3
16	6/12	Arizona	H	4-3	Trailed 3-2 after 7 1/2
17	6/22	Seattle	R	4-2	Trailed 1-0 after 7
18	6/24	Seattle	R	12-7	Trailed 7-3 after 7
19	6/25	Oakland	H	4-3	Trailed 3-1 after 7 1/2
20	6/26	Oakland	H	5-4	Trailed 4-3 after 5 1/2
21	7/2	Oakland	R	10-6	Trailed 5-4 after 6
22	7/6	Seattle	H	8-2	Trailed 2-1 after 5 1/2
23	7/7	Seattle	H	10-3	Trailed 2-1 after 1 1/2
24	7/10	Colorado	R	9-3	Trailed 3-2 after 3
25	7/15	Los Angeles	H	7-6 (10)	Trailed 6-5 after 6 1/2
26	8/14	Detroit	R	7-4	Trailed 1-0 after 2
27	9/3	New York	H	8-2	Trailed 1-0 after 1 1/2
28	9/7	Chicago	H	14-1	Trailed 1-0 after 1/2
29	9/8	Chicago	H	6-5 (10)	Trailed 5-3 after 6 1/2
30	9/14 (1)	Kansas City	R	8-6	Trailed 6-1 after 6
31	9/14 (2)	Kansas City	R	6-5	Trailed 5-4 after 8
32	9/21	Tampa Bay	H	7-5	Trailed 1-0 after 1 1/2
33	9/22	Tampa Bay	H	8-5	Trailed 2-0 after 4 1/2
34	9/29	Oakland	H	7-4	Trailed 4-2 after 5 1/2
35	9/30	Oakland	H	5-4	Trailed 4-2 after 6 1/2
36	10/1	Texas	H	7-6	Trailed 6-3 after 7 1/2

# 1999 Angels Home Run Breakdown

	At Home	On Road	Total
Vs. LHP	18	19	37
Vs. RHP	56	65	121
Game-tying	11	8	19
Go-ahead	23	25	48
Game winner (Last at-bat)	3	2	5
Seventh inning-or-later	25	22	47
Extra-inning	1	1	2
Solo	43	42	85
2-run	21	32	53
3-run	7	8	15
Grand Slam	3	2	5
None out	27	35	62
1-out	19	21	40
2-out	28	28	56

## 1999 Home Runs By Inning/With Men on Base

Inning	Total	Leader	Type	Total	Leader
1st	17	Vaughn (5)	Solo	85	Vaughn (15)
2nd	15	Vaughn (4)	2-Run	53	Glaus (12), Vaughn (12)
3rd	15	Velarde (6)	3-Run	15	Vaughn (5)
4th	30	Glaus (9)	Slam	5	Greene (1), Salmon (1), Sheets (1), Vaughn (1), Walbeck (1)
5th	17	Anderson (3), Salmon (3), Vaughn (3)			
6th	17	Glaus (5), Vaughn (5)			
7th	18	Salmon (4)			
8th	14	Vaughn (3)			
9th	13	Salmon (3)			
10+	2	Erstad (2)			

## 1999 Angels Multiple-Hit Games

Player	2	3	4	5	No. Games w/hit
Anderson	39	12	4		113
Colangelo					1
DaVanon	2				2
Decker	3	1			10
DiSarcina	12	2			46
Durrington	3	1			17
Edmonds	9	2	2		32
Erstad	31	7	1		98
Glaus	30	3	1		93
Greene	15	4			55
Hemphill	1				2
Huson	12	2			43
Luke	2				7
Molina	4	2			18
O'Brien					6
Palmeiro	21	4			59
Pritchett		1			5
Salmon	17	5	2		61
Sheets	12				36
Silvestri					1
Unroe	2				11
Vaughn	29	9	2	1	90
Velarde	23	5	3	1	69
Walbeck	12	1			55
Williams	2	1			10
PITCHERS					4
Team Totals	281	62	15	2	

## 1999 Runs by Inning/Margins of Decisions

	Runs										Totals
	1	2	3	4	5	6	7	8	9	10+	
OPPONENTS	99	57	109	102	132	94	78	89	54	12	826
ANGELS	83	72	80	90	71	81	90	92	44	8	711

	Margins										Totals
	1	2	3	4	5	6	7	8	9	10+	
WON BY	23	14	9	7	4	3	2	3	0	5	70
LOST BY	25	13	15	8	7	5	6	5	2	6	92

## 1999 Angels Multiple-RBI Games

PLAYER	2	3	4	5	6	No. Games w/RBI
Anderson	14	5				56
<b>Colangelo</b>						<b>0</b>
DaVanon	1					3
<b>Decker</b>						<b>5</b>
DiSarcina	8					20
<b>Durrington</b>						<b>2</b>
Edmonds	3	1				18
<b>Erstad</b>	<b>8</b>	<b>3</b>				<b>39</b>
Glaus	14	4	2			50
<b>Greene</b>	<b>9</b>		<b>1</b>			<b>30</b>
Hemphill						2
<b>Huson</b>	<b>2</b>	<b>1</b>				<b>14</b>
Luke	2					4
<b>Molina</b>	<b>2</b>		<b>1</b>			<b>5</b>
O'Brien	1					3
<b>Palmeiro</b>	<b>3</b>					<b>20</b>
Pritchett						2
<b>Salmon</b>	<b>9</b>	<b>4</b>	<b>1</b>	<b>2</b>	<b>1</b>	<b>36</b>
Sheets	6			1		19
<b>Silvestri</b>						<b>1</b>
Unroe	1					5
<b>Vaughn</b>	<b>21</b>	<b>4</b>	<b>2</b>	<b>1</b>	<b>2</b>	<b>58</b>
Velarde	7	1	2			33
<b>Walbeck</b>	<b>2</b>		<b>1</b>			<b>17</b>
Williams						6
<b>PITCHERS</b>	<b>1</b>					<b>1</b>
<b>Team Totals</b>	<b>114</b>	<b>23</b>	<b>10</b>	<b>4</b>	<b>3</b>	

## 1999 Angels Clutch RBI

PLAYER	GAME-TYING	GO-AHEAD	TOTAL
Anderson	7	13	20
<b>DaVanon</b>	<b>0</b>	<b>1</b>	<b>1</b>
Decker	1	2	3
<b>DiSarcina</b>	<b>5</b>	<b>1</b>	<b>6</b>
Durrington	1	0	1
<b>Edmonds</b>	<b>2</b>	<b>4</b>	<b>6</b>
Erstad	8	12	20
<b>Glaus</b>	<b>3</b>	<b>11</b>	<b>14</b>
Greene	3	7	10
<b>Hemphill</b>	<b>1</b>	<b>0</b>	<b>1</b>
Huson	3	5	8
Luke	0	1	1
<b>Molina</b>	<b>0</b>	<b>2</b>	<b>2</b>
O'Brien	0	1	1
<b>Palmeiro</b>	<b>1</b>	<b>5</b>	<b>6</b>
Salmon	7	14	21
<b>Sheets</b>	<b>2</b>	<b>6</b>	<b>8</b>
Unroe	1	1	2
<b>Vaughn</b>	<b>12</b>	<b>33</b>	<b>45</b>
Velarde	3	11	14
<b>Walbeck</b>	<b>3</b>	<b>7</b>	<b>10</b>
<b>PITCHERS</b>	<b>1</b>	<b>0</b>	<b>1</b>

# 1999 Angels Catchers/Outfielders Statistics

## Catchers

CATCHER	CS	ATT.	PCT.	P-CS	PO	INN.	ER	ERA
Decker	1	10	10	3	0	122	61	4.50
<b>Greene</b>	<b>5</b>	<b>12</b>	<b>42</b>	<b>1</b>	<b>0</b>	<b>92</b>	<b>54</b>	<b>5.28</b>
Hemphill	4	9	44	1	0	69	38	4.96
<b>Molina</b>	<b>8</b>	<b>23</b>	<b>35</b>	<b>2</b>	<b>0</b>	<b>256</b>	<b>129</b>	<b>4.54</b>
O'Brien	5	13	38	2	0	171	107	5.63
<b>Walbeck</b>	<b>27</b>	<b>86</b>	<b>31</b>	<b>3</b>	<b>0</b>	<b>721.1</b>	<b>373</b>	<b>4.65</b>

## Outfielders

PLAYER	ASSISTS
Anderson	7
<b>Colangelo</b>	<b>1</b>
Edmonds	4
<b>Erstad</b>	<b>7</b>
Greene	1
<b>Palmeiro</b>	<b>6</b>
Salmon	7
<b>Unroe</b>	<b>1</b>
Williams	3

## 1999 Angels Starters by Position & Batting Order

### Position

- C:** Walbeck (79), O'Brien (19), Greene (13), Decker (14), Hemphill (7), Molina (30)
- 1B:** Vaughn (72), Erstad (72), Pritchett (8), Decker (4), Huson (2), Edmonds (2), Luke (2)
- 2B:** Velarde (95), Huson (27), Silvestri (1), Sheets (3), Durrington (36)
- 3B:** Glaus (153), Unroe (1), Huson (8)
- SS:** Sheets (69), Huson (11), Silvestri (1), DiSarcina (81)
- LF:** Erstad (66), Palmeiro (45), Huson (1), Unroe (4), Greene (5), Silvestri (1), Colangelo (1), Williams (3), Luke (2), Anderson (31), DaVanon (3)
- CF:** Anderson (115), Williams (2), Erstad (2), Edmonds (42), Palmeiro (1)
- RF:** Salmon (89), Unroe (7), Palmeiro (21), Williams (10), Greene (25), Luke (3), Anderson (6), DaVanon (1)
- DH:** Greene (41), Pritchett (3), Vaughn (67), Walbeck (1), Anderson (5), Decker (2), Huson (3), Unroe (1), Salmon (7), Palmeiro (10), Erstad (2), Glaus (1), Edmonds (9), DaVanon (1)

### Batting Order

- 1st:** Erstad (97), Palmeiro (37), Huson (2), Velarde (3), Colangelo (1), Williams (1), Edmonds (1), Durrington (14), Anderson (3), DaVanon (3)
- 2nd:** Velarde (85), Palmeiro (4), Walbeck (3), Huson (4), Sheets (2), Silvestri (2), Erstad (2), Williams (1), Anderson (10), DiSarcina (13), Edmonds (31), Durrington (5)
- 3rd:** Vaughn (115), Erstad (13), Salmon (20), Velarde (2), Anderson (8), Edmonds (2), Greene (2)
- 4th:** Salmon (76), Glaus (5), Anderson (43), Greene (15), Decker (1), Velarde (1), Vaughn (21)
- 5th:** Anderson (56), Glaus (53), Erstad (8), Unroe (1), Greene (24), Velarde (1), Decker (2), Salmon (3), Vaughn (1), Edmonds (13)
- 6th:** Greene (13), Glaus (60), Anderson (32), Williams (2), Walbeck (2), Pritchett (8), Decker (7), Erstad (17), Unroe (2), Luke (4), Huson (2), Hemphill (1), Palmeiro (6), Edmonds (6)
- 7th:** Glaus (36), Greene (25), Pritchett (3), Unroe (8), Velarde (1), Anderson (4), Palmeiro (20), Huson (23), Walbeck (17), Luke (3), Erstad (6), Decker (4), Williams (4), Molina (3), Hemphill (5)
- 8th:** Walbeck (56), O'Brien (17), Greene (4), Velarde (2), Palmeiro (7), Sheets (8), Williams (7), Silvestri (1), Unroe (1), Huson (10), Glaus (1), Decker (6), Hemphill (1), DiSarcina (4), Molina (22), Durrington (14), DaVanon (1)
- 9th:** Sheets (61), Huson (11), O'Brien (3), Palmeiro (2), Olivares (2), Belcher (2), Hill (1), Finley (2), Sparks (1), DiSarcina (64), Fyhrie (1), Decker (1), Walbeck (3), Molina (5), Durrington (3)

# 1999 American League Standings

## 1999 Final

WESTERN	W	L	PCT.	GB	EASTERN	W	L	PCT.	GB	CENTRAL	W	L	PCT.	GB
Texas	95	67	.586	—	New York	98	64	.605	—	Cleveland	97	65	.599	—
Oakland	87	75	.537	8	Boston	94	68	.580	4	Chicago	75	86	.466	21.5
Seattle	79	83	.488	16	Toronto	84	78	.519	14	Detroit	69	92	.429	27.5
<b>ANAHEIM</b>	<b>70</b>	<b>92</b>	<b>.432</b>	<b>25</b>	Baltimore	78	84	.481	20	Kansas City	64	97	.398	32.5
					Tampa Bay	69	93	.426	29	Minnesota	63	97	.394	33

## Pre-All-Star Break

WESTERN	W	L	PCT.	GB	EASTERN	W	L	PCT.	GB	CENTRAL	W	L	PCT.	GB
Texas	48	39	.552	—	New York	52	34	.605	—	Cleveland	56	31	.644	—
Oakland	43	44	.494	5	Boston	49	39	.557	4	Chicago	42	43	.494	13
Seattle	42	45	.483	6	Toronto	47	43	.522	7	Detroit	36	52	.409	20.5
<b>ANAHEIM</b>	<b>41</b>	<b>45</b>	<b>.477</b>	<b>6.5</b>	Tampa Bay	39	49	.443	14	Kansas City	35	52	.402	21
					Baltimore	36	51	.414	16.5	Minnesota	34	52	.395	21.5

## Post-All-Star Break

WESTERN	W	L	PCT.	GB	EASTERN	W	L	PCT.	GB	CENTRAL	W	L	PCT.	GB
Texas	47	28	.627	—	New York	46	30	.605	—	Cleveland	41	34	.547	—
Oakland	44	31	.587	3	Boston	45	29	.608	—	Detroit	33	40	.452	7
Seattle	37	43	.463	12.5	Baltimore	42	33	.560	3.5	Chicago	33	43	.434	8.5
<b>ANAHEIM</b>	<b>29</b>	<b>47</b>	<b>.382</b>	<b>18.5</b>	Toronto	37	35	.514	7	Kansas City	29	45	.392	11.5
					Tampa Bay	30	44	.380	15	Minnesota	29	45	.392	11.5

## End of April

WESTERN	W	L	PCT.	GB	EASTERN	W	L	PCT.	GB	CENTRAL	W	L	PCT.	GB
Texas	13	10	.565	—	New York	14	7	.667	—	Cleveland	16	6	.727	—
<b>ANAHEIM</b>	<b>11</b>	<b>12</b>	<b>.478</b>	<b>2</b>	Toronto	13	11	.542	2.5	Chicago	11	9	.550	4
Seattle	11	12	.478	2	Boston	11	11	.500	3.5	Detroit	11	12	.478	5.5
Oakland	10	14	.417	3.5	Tampa Bay	12	12	.500	3.5	Kansas City	9	11	.450	6
					Baltimore	6	16	.273	8.5	Minnesota	9	14	.391	7.5

## End of May

WESTERN	W	L	PCT.	GB	EASTERN	W	L	PCT.	GB	CENTRAL	W	L	PCT.	GB
Texas	30	20	.600	—	Boston	31	19	.620	—	Cleveland	33	16	.673	—
Oakland	27	24	.529	3.5	New York	29	20	.592	1.5	Kansas City	23	26	.469	10
Seattle	26	24	.520	4	Toronto	24	28	.462	8	Chicago	22	25	.468	10
<b>ANAHEIM</b>	<b>24</b>	<b>27</b>	<b>.471</b>	<b>6.5</b>	Tampa Bay	23	28	.455	8.5	Detroit	21	30	.412	13
					Baltimore	19	31	.380	12	Minnesota	18	32	.360	15.5

## End of June

WESTERN	W	L	PCT.	GB	EASTERN	W	L	PCT.	GB	CENTRAL	W	L	PCT.	GB
Texas	45	33	.577	—	New York	46	29	.613	—	Cleveland	50	26	.658	—
Seattle	39	36	.506	5.5	Boston	45	32	.584	2	Chicago	37	38	.493	12.5
Oakland	37	40	.481	7.5	Toronto	39	41	.488	9.5	Detroit	33	45	.423	18
<b>ANAHEIM</b>	<b>35</b>	<b>42</b>	<b>.455</b>	<b>9.5</b>	Tampa Bay	33	44	.429	14	Kansas City	32	44	.421	18
					Baltimore	32	44	.421	14.5	Minnesota	29	47	.382	21

## End of July

WESTERN	W	L	PCT.	GB	EASTERN	W	L	PCT.	GB	CENTRAL	W	L	PCT.	GB
Texas	61	42	.592	—	New York	62	40	.608	—	Cleveland	63	40	.612	—
Oakland	53	50	.515	8	Toronto	58	48	.547	6	Chicago	48	54	.466	14.5
Seattle	50	53	.485	11	Boston	56	47	.544	6.5	Minnesota	44	58	.431	18.5
<b>ANAHEIM</b>	<b>43</b>	<b>59</b>	<b>.422</b>	<b>17.5</b>	Baltimore	46	57	.447	16.5	Kansas City	43	60	.417	20
					Tampa Bay	43	61	.413	20	Detroit	42	62	.404	21.5

## End of August

WESTERN	W	L	PCT.	GB	EASTERN	W	L	PCT.	GB	CENTRAL	W	L	PCT.	GB
Texas	79	54	.594	—	New York	81	50	.618	—	Cleveland	81	50	.618	—
Oakland	72	60	.545	6.5	Boston	74	58	.563	7.5	Chicago	62	71	.466	20
Seattle	66	66	.500	12.5	Toronto	70	64	.522	12.5	Minnesota	56	74	.431	24.5
<b>ANAHEIM</b>	<b>51</b>	<b>80</b>	<b>.389</b>	<b>27</b>	Tampa Bay	59	73	.447	22.5	Detroit	53	78	.405	28
					Baltimore	58	73	.443	23	Kansas City	51	81	.386	30.5

# 1999 Angels Batting & Pitching

PLAYER	AVG	G	AB	R	H	TB	GI											E	SLG	OBP		
							2B	3B	HR	RBI	SH	SF	HP	BB	IBB	SO	SB				CS	DP
Andersson,G	.303	157	620	88	188	291	36	2	21	80	0	6	0	34	8	81	3	4	15	3	.469	.336
Belcher,T	.200	24	5	0	1	2	1	0	0	0	0	0	0	0	0	2	0	0	0	2	.400	.200
Colangelo,M	.500	1	2	0	1	1	0	0	0	0	0	0	0	1	0	0	0	0	0	0	.500	.667
Davanon,J	.200	7	20	4	4	9	0	1	1	4	0	0	0	2	0	7	0	1	0	0	.450	.273
RIGHT	.000		6		0	0	0	0	0	0	0	0	1	0	6			0			.000	.143
LEFT	.286	14	4	9	0	1	1	4	0	0	0	1	0	1	0	1		0			.643	.333
Decker,S	.238	28	63	5	15	21	6	0	0	5	1	1	1	13	0	9	0	0	4	1	.333	.372
Disarcina,G	.229	81	271	32	62	74	7	1	1	29	9	1	2	15	0	32	2	2	8	15	.273	.273
Durrington,T	.180	43	122	14	22	24	2	0	0	2	5	0	0	9	0	28	4	3	1	6	.197	.237
Edmonds,J	.250	55	204	34	51	87	17	2	5	23	0	1	0	28	0	45	5	4	3	1	.426	.339
Erstad,D	.253	142	585	84	148	219	22	5	13	53	2	3	1	47	3	101	13	7	16	1	.374	.308
Finley,C	.000	33	4	0	0	0	0	0	0	0	1	0	0	0	0	3	0	0	0	3	.000	.000
Glasz,T	.240	154	551	85	132	248	29	0	29	79	0	3	6	71	1	143	5	1	9	19	.450	.331
Greene,T	.243	97	321	36	78	140	20	0	14	42	0	2	3	12	0	63	1	4	8	2	.436	.275
Hemphill,B	.143	12	21	3	3	3	0	0	0	2	1	1	0	4	0	4	0	0	1	2	.143	.269
RIGHT	.125		8		1	1	0	0	0	2	0	1	0	0	0	3		1			.125	.111
LEFT	.154		13		2	2	0	0	0	0	1	0	0	4	0	1		0			.154	.353
Hill,K	.000	26	3	0	0	0	0	0	0	0	0	0	0	0	0	0	0	0	1	0	.000	.000
Huson,J	.262	97	225	21	59	68	7	1	0	18	1	3	0	16	0	27	10	1	9	5	.302	.307
Luke,M	.300	18	30	4	9	18	0	0	3	6	0	0	0	2	0	10	0	0	2	0	.600	.244
Molina,B	.257	31	101	8	26	34	5	0	1	10	0	0	2	6	0	6	0	1	5	2	.337	.312
O'Brien,C	.097	27	62	3	6	9	0	0	1	4	1	1	2	1	0	12	0	0	1	1	.145	.136
Olivares,D	.333	32	6	0	2	3	1	0	0	0	1	0	0	0	0	1	0	0	0	3	.500	.333
ANA	.333	20	6	0	2	3	1	0	0	0	1	0	0	0	0	1	0	0	0	2	.500	.200
Palmeiro,O	.278	109	317	46	88	105	12	1	1	23	6	3	6	39	1	30	5	5	4	1	.331	.364
Pritchett,C	.156	20	45	3	7	11	1	0	1	2	1	1	0	2	0	9	1	1	0	1	.244	.188
Salmon,T	.266	98	353	60	94	173	24	2	17	69	0	6	0	63	2	82	4	1	7	4	.490	.372
Sheets,A	.197	87	244	22	48	67	10	0	3	29	6	5	0	14	0	59	1	2	6	12	.275	.236
Silvestro,D	.091	3	11	0	1	2	1	0	0	1	0	0	0	0	0	1	0	0	1	1	.182	.091
Sparks,S	.333	29	3	0	1	2	1	0	0	2	0	0	0	0	0	1	0	0	0	3	.667	.333
Unroe,T	.241	27	54	5	13	18	2	0	1	6	0	0	1	4	0	16	0	0	0	0	.333	.305
Vaughn,M	.281	139	524	63	147	266	20	0	33	108	0	3	11	54	7	127	0	0	11	3	.508	.358
Vejarde,R	.317	156	631	105	200	287	25	7	16	76	4	0	6	70	2	98	24	8	19	14	.455	.390
ANA	.306	95	376	57	115	165	15	4	9	48	2	0	4	43	1	56	13	4	8	7	.439	.383
Walbeck,M	.240	107	288	26	69	88	8	1	3	22	3	1	3	26	1	46	2	3	12	5	.306	.308
RIGHT	.250		76		19	23	4	0	0	5	0	0	0	3	0	12					.303	.278
LEFT	.236		212		50	65	4	1	3	17	3	1	3	23	1	34					.307	.318
Williams,R	.222	30	63	8	14	22	1	2	1	6	1	1	1	5	0	21	2	1	3	1	.349	.286
RIGHT	.250		32		8	11	1	1	0	4	0	1	1	3	0	9					.344	.324
LEFT	.194		31		6	11	0	1	1	2	1	0	0	2	0	12					.355	.242
PITCHERS	.190	162	21	0	4	7	3	0	0	2	2	0	0	0	0	7	0	0	1	13	.333	.190
<b>ANAHEIM</b>	<b>.256</b>	<b>162</b>	<b>5494</b>	<b>711</b>	<b>1404</b>	<b>2170</b>	<b>248</b>	<b>22</b>	<b>158</b>	<b>673</b>	<b>41</b>	<b>42</b>	<b>43</b>	<b>511</b>	<b>24</b>	<b>1022</b>	<b>71</b>	<b>45</b>	<b>135</b>	<b>106</b>	<b>.395</b>	<b>.322</b>
<b>OPPONENTS</b>	<b>.269</b>	<b>162</b>	<b>5477</b>	<b>826</b>	<b>1472</b>	<b>2338</b>	<b>285</b>	<b>25</b>	<b>177</b>	<b>787</b>	<b>36</b>	<b>65</b>	<b>56</b>	<b>624</b>	<b>17</b>	<b>877</b>	<b>103</b>	<b>62</b>	<b>132</b>	<b>96</b>	<b>.427</b>	<b>.346</b>
<b>DH</b>	<b>.258</b>	<b>162</b>	<b>590</b>	<b>66</b>	<b>152</b>	<b>268</b>	<b>29</b>	<b>0</b>	<b>29</b>	<b>106</b>	<b>1</b>	<b>2</b>	<b>7</b>	<b>51</b>	<b>4</b>	<b>118</b>	<b>5</b>	<b>1</b>	<b>13</b>	<b>0</b>	<b>.454</b>	<b>.323</b>

PITCHER	W	L	ERA	G	GS	CG	GF	SHD	SV	IP	H	R	ER	HR	HB	BB	IBB	SO	WP	BK	DPP	AVG
Alvarez,J	0	1	3.00	8	0	0	1	0	0	3.0	1	1	1	0	0	4	0	4	1	0	0	.111
Belcher,T	6	8	6.73	24	24	0	0	0	0	132.1	168	104	99	27	5	46	0	52	7	1	315	
Cooper,B	1	1	4.88	5	5	0	0	0	0	27.2	23	15	15	3	4	18	0	15	0	0	.228	
Finley,C	12	11	4.43	33	33	1	0	0	0	213.1	197	117	105	23	8	94	2	200	15	0	.246	
Fyhrie,M	0	4	5.05	16	7	0	5	0	0	51.2	61	32	29	8	0	21	1	26	0	0	.286	
Hasegawa,S	4	6	4.91	64	1	0	26	0	2	77.0	80	45	42	14	2	34	2	44	4	0	.276	
Hill,K	4	11	4.77	26	22	0	2	0	0	128.1	129	72	68	14	4	76	1	76	5	0	.270	
Holtz,M	2	3	8.06	26	0	0	9	0	0	22.1	26	20	20	3	2	15	1	17	3	0	.295	
Levins,A	1	1	3.39	50	1	0	12	0	0	85.0	76	40	32	13	3	29	2	37	3	0	.247	
Magnante,M	5	2	3.38	53	0	0	13	0	0	69.1	68	30	26	2	3	29	4	44	3	1	.262	
McDowell,J	0	4	8.95	4	4	0	0	0	0	19.0	31	17	17	4	2	5	0	12	0	0	.369	
Mintz,S	0	0	3.60	3	0	0	2	0	0	5.0	8	2	2	1	0	2	0	2	0	0	.381	
Olivares,D	15	11	4.16	32	32	4	4	0	0	205.2	217	105	95	19	9	81	0	85	6	0	.276	
ANA	8	9	4.05	20	20	3	3	0	0	131.0	135	62	59	11	6	49	0	49	4	0	.273	
Ortiz,R	2	3	6.52	9	9	0	0	0	0	48.1	50	35	35	7	2	25	0	44	2	2	.265	
Percival,T	4	6	3.79	60	0	0	50	0	31	57.0	38	24	24	9	3	22	0	58	3	0	.186	
Petkovsek,M	10	4	3.47	64	0	0	18	0	1	83.0	85	37	32	6	2	21	2	43	3	1	.269	
Pota,L	1	1	2.15	20	0	0	10	0	3	29.1	23	9	7	1	0	12	1	20	1	0	.219	
Schoenweis,S	1	1	5.49	31	0	0	8	0	0	39.1	47	27	24	4	0	14	1	22	1	0	.294	
Sparks,S	5	11	3.42	28	26	0	1	0	0	147.2	165	101	89	21	9	82	0	73	8	0	.281	
Washburn,J	4	5	5.25	16	10	0	3	0	0	61.2	61	36	36	6	1	26	0	39	2	0	.261	
<b>ANAHEIM</b>	<b>70</b>	<b>92</b>	<b>4.79</b>	<b>162</b>	<b>162</b>	<b>14</b>	<b>148</b>	<b>11</b>	<b>50</b>	<b>1431.1</b>	<b>1472</b>	<b>826</b>	<b>762</b>	<b>177</b>	<b>56</b>	<b>624</b>	<b>17</b>	<b>877</b>	<b>65</b>	<b>5</b>	<b>.269</b>	
<b>OPPONENTS</b>	<b>92</b>	<b>70</b>	<b>4.06</b>	<b>162</b>	<b>162</b>	<b>14</b>	<b>148</b>	<b>11</b>	<b>50</b>	<b>1441.1</b>	<b>1484</b>	<b>711</b>	<b>650</b>	<b>158</b>	<b>43</b>	<b>511</b>	<b>24</b>	<b>1022</b>	<b>41</b>	<b>5</b>	<b>.256</b>	

# 1999 Angels Statistics

	HOME		ROAD		TOTALS	
	W	L	W	L	W	L
VS. BALTIMORE	1	5	2	4	3	9
VS. BOSTON	1	3	0	6	1	9
VS. NEW YORK	2	2	4	2	6	4
VS. TAMPA BAY	4	2	3	3	7	5
VS. TORONTO	3	3	0	6	3	9
<b>TOTALS VS. EAST</b>	<b>11</b>	<b>15</b>	<b>9</b>	<b>21</b>	<b>20</b>	<b>36</b>

VS. CLEVELAND	1	5	0	4	1	9
VS. CHICAGO	4	2	1	3	5	5
VS. DETROIT	2	2	3	3	5	5
VS. KANSAS CITY	3	3	4	2	7	5
VS. MINNESOTA	3	3	3	1	6	4
<b>TOTALS VS. CENTRAL</b>	<b>13</b>	<b>15</b>	<b>11</b>	<b>13</b>	<b>24</b>	<b>28</b>

VS. OAKLAND	5	1	3	3	8	4
VS. SEATTLE	3	3	3	3	6	6
VS. TEXAS	3	3	3	3	6	6
<b>TOTALS VS. WEST</b>	<b>11</b>	<b>7</b>	<b>9</b>	<b>9</b>	<b>20</b>	<b>16</b>
<b>TOTALS VS. A.L.</b>	<b>35</b>	<b>37</b>	<b>29</b>	<b>43</b>	<b>64</b>	<b>80</b>

VS. ARIZONA	1	2	0	0	1	2
VS. COLORADO	0	0	2	1	2	1
VS. LOS ANGELES	1	2	1	2	2	4
VS. SAN DIEGO	0	3	0	0	0	3
VS. SAN FRANCISCO	0	0	1	2	1	2
<b>TOTALS VS. N.L.</b>	<b>2</b>	<b>7</b>	<b>4</b>	<b>5</b>	<b>6</b>	<b>12</b>
<b>OVERALL TOTALS</b>	<b>37</b>	<b>44</b>	<b>33</b>	<b>48</b>	<b>70</b>	<b>92</b>

DOUBLEHEADERS (HOME)	WON 0	LOST 0	SPLIT 0
DOUBLEHEADERS (ROAD)	WON 1	LOST 0	SPLIT 0

## ATTENDANCE

HOME	2,253,123	81 DATES	27,816 AVG
ROAD	2,210,881	80 DATES	27,636 AVG

	ANA	OPP
DOUBLE PLAYS	156	160
TRIPLE PLAYS	0	0
LEFT ON BASE	1097	1138
GRAND SLAM HR	5	3
HOME RUNS - HOME	74	105
HOME RUNS - ROAD	84	72

	HOME		ROAD		TOTALS	
	W	L	W	L	W	L
SHUTOUTS	2	6	5	5	7	11
SHO - INDIVIDUAL	0	3	0	2	0	5
EXTRA INNINGS	3	4	1	4	4	8
ONE-RUN DECISIONS	17	7	6	18	23	25
TWO-RUN DECISIONS	4	5	10	8	14	13
VS. LH STARTERS	10	8	9	11	19	19
VS. RH STARTERS	27	36	24	37	51	73
GRASS FIELDS	37	44	25	37	62	81
ARTIFICIAL FIELDS	0	0	8	11	8	11
DAY GAMES	1	6	11	13	12	19
NIGHT GAMES	36	38	22	35	58	73

	WON	LOST
STARTERS	42	68
RELIEVERS	28	24
STREAKS	*5	11

(\* FOR CURRENT STREAK)



# 1999 Batting/Runners In Scoring Position

PLAYER	OUTS	AVG	AB	H	2B	3B	HR	RBI-SP	MISP	MOB	BB	IBB	SO	SH	SF	GIOP
Anderson,G	<2	.299	77	23	4	0	1	27	104	161	8	3	13	0	6	7
Anderson,G	=2	.217	83	18	4	0	1	19	100	143	9	5	15	0	0	0
Anderson,G		.256	160	41	8	0	2	46	204	304	17	8	28	0	6	7
Davanon,J	<2	.000	1	0	0	0	0	1	1	1	0	0	0	0	0	0
Davanon,J	=2	.500	2	1	0	1	0	1	3	5	0	0	0	0	0	0
Davanon,J		.333	3	1	0	1	0	2	4	6	0	0	0	0	0	0
Decker,S	<2	.375	8	3	2	0	0	4	13	18	1	0	1	1	1	1
Decker,S	=2	.000	5	0	0	0	0	0	6	9	0	0	1	0	0	0
Decker,S		.231	13	3	2	0	0	4	19	27	1	0	2	1	1	1
Disarcina,G	<2	.355	31	11	2	0	0	13	44	61	2	0	2	5	1	1
Disarcina,G	=2	.270	37	10	1	0	0	14	47	63	2	0	3	0	0	0
Disarcina,G		.309	68	21	3	0	0	27	91	124	4	0	5	5	1	1
Durrington,T	<2	.125	8	1	0	0	0	1	13	20	0	0	0	3	0	1
Durrington,T	=2	.182	11	2	1	0	0	1	14	21	1	0	5	0	0	0
Durrington,T		.158	19	3	1	0	0	2	27	41	1	0	5	3	0	1
Edmonds,J	<2	.154	13	2	1	0	0	4	16	22	2	0	4	0	1	0
Edmonds,J	=2	.227	22	5	2	0	0	6	28	44	4	0	6	0	0	0
Edmonds,J		.200	35	7	3	0	0	10	44	66	6	0	10	0	1	0
Erstad,D	<2	.246	65	16	0	0	0	20	87	123	5	1	14	0	3	8
Erstad,D	=2	.273	66	18	3	0	1	18	86	111	6	2	14	0	0	0
Erstad,D		.260	131	34	3	0	1	38	173	234	11	3	28	0	3	8
Glaus,T	<2	.257	70	18	4	0	6	23	103	149	18	1	23	0	3	3
Glaus,T	=2	.206	68	14	3	0	4	12	83	128	8	0	25	0	0	0
Glaus,T		.232	138	32	7	0	10	35	186	277	26	1	48	0	3	3
Greene,T	<2	.159	44	7	1	0	1	11	55	86	1	0	15	0	2	3
Greene,T	=2	.293	41	12	4	0	2	13	55	74	2	0	10	0	0	0
Greene,T		.224	85	19	5	0	3	24	110	160	3	0	25	0	2	3
Hemphill,B	<2	.000	2	0	0	0	0	1	4	6	0	0	1	0	1	0
Hemphill,B	=2	.167	6	1	0	0	0	1	9	14	0	0	1	0	0	0
Hemphill,B		.125	8	1	0	0	0	2	13	20	0	0	2	0	1	0
Hill,K	<2	.000	1	0	0	0	0	0	1	2	0	0	0	0	0	1
Hill,K	=2	.000	1	0	0	0	0	0	1	2	0	0	0	0	0	0
Hill,K		.000	2	0	0	0	0	0	2	4	0	0	0	0	0	1
Huson,J	<2	.320	25	8	0	0	0	10	37	48	1	0	3	1	3	3
Huson,J	=2	.171	35	6	1	0	0	5	44	60	3	0	9	0	0	0
Huson,J		.233	60	14	1	0	0	15	81	108	4	0	12	1	3	3
Luke,M	<2	.000	5	0	0	0	0	0	8	11	1	0	3	0	0	1
Luke,M	=2	.333	3	1	0	0	0	1	4	6	1	0	2	0	0	0
Luke,M		.125	8	1	0	0	0	1	12	17	2	0	5	0	0	1
Molina,B	<2	.294	17	5	1	0	0	5	18	29	0	0	0	0	0	2
Molina,B	=2	.308	13	4	0	0	0	4	17	22	1	0	2	0	0	0
Molina,B		.300	30	9	1	0	0	9	35	51	1	0	2	0	0	2
O'Brien,C	<2	.000	5	0	0	0	0	1	7	9	0	0	1	0	1	1
O'Brien,C	=2	.333	3	1	0	0	0	1	3	3	0	0	0	0	0	0
O'Brien,C		.125	8	1	0	0	0	2	10	12	0	0	1	0	1	1
Palmeiro,O	<2	.321	28	9	2	0	0	13	38	56	0	0	0	1	3	2
Palmeiro,O	=2	.237	38	9	1	0	0	8	47	68	4	1	4	0	0	0
Palmeiro,O		.273	66	18	3	0	0	21	85	124	4	1	4	1	3	2
Pritchett,C	<2	.000	7	0	0	0	0	1	10	15	0	0	1	1	1	0
Pritchett,C	=2	.000	4	0	0	0	0	0	5	8	0	0	0	0	0	0
Pritchett,C		.000	11	0	0	0	0	1	15	23	0	0	1	1	1	0

# 1999 Batting/Runners In Scoring Position

PLAYER	OUTS	AVG	AB	H	2B	3B	HR	RBI-SP	MISP	MOB	BB	IBB	SO	SH	SF	GIDP
Salmon,T	<2	.217	46	10	1	0	5	20	63	96	5	0	8	0	6	6
Salmon,T	=2	.327	55	18	4	1	2	19	73	95	9	2	15	0	0	0
Salmon,T		.277	101	28	5	1	7	39	136	191	14	2	23	0	6	6
Sheets,A	<2	.160	25	4	0	0	0	12	40	58	4	0	5	1	5	4
Sheets,A	=2	.222	27	6	1	0	1	10	34	44	2	0	6	0	0	0
Sheets,A		.192	52	10	1	0	1	22	74	102	6	0	11	1	5	4
Silvestri,D	<2	.200	5	1	1	0	0	1	5	8	0	0	0	0	0	1
Silvestri,D	=2	.000	1	0	0	0	0	0	1	1	0	0	0	0	0	0
Silvestri,D		.167	6	1	1	0	0	1	6	9	0	0	0	0	0	1
Sparks,S	<2	.000	0	0	0	0	0	0	0	0	0	0	0	0	0	0
Sparks,S	=2	1.000	1	1	1	0	0	1	1	2	0	0	0	0	0	0
Sparks,S		1.000	1	1	1	0	0	1	1	2	0	0	0	0	0	0
Unroe,T	<2	.500	6	3	1	0	0	3	9	12	2	0	2	0	0	0
Unroe,T	=2	.167	6	1	0	0	0	1	6	8	0	0	2	0	0	0
Unroe,T		.333	12	4	1	0	0	4	15	20	2	0	4	0	0	0
Vaughn,M	<2	.318	85	27	4	0	4	35	103	155	6	2	21	0	3	3
Vaughn,M	=2	.388	49	19	4	0	9	21	65	96	11	5	10	0	0	0
Vaughn,M		.343	134	46	8	0	13	56	168	251	17	7	31	0	3	3
Velarde,R	<2	.364	44	16	2	0	3	20	60	85	8	0	3	2	0	3
Velarde,R	=2	.265	34	9	2	1	0	9	39	59	2	1	6	0	0	0
Velarde,R		.321	78	25	4	1	3	29	99	144	10	1	9	2	0	3
Walbeck,M	<2	.250	48	12	1	1	0	10	62	86	3	1	6	2	1	3
Walbeck,M	=2	.161	31	5	1	0	1	6	39	54	1	0	4	0	0	0
Walbeck,M		.215	79	17	2	1	1	16	101	140	4	1	10	2	1	3
Williams,R	<2	.500	2	1	0	0	0	2	4	6	0	0	0	0	1	0
Williams,R	=2	.286	7	2	1	0	0	2	8	11	0	0	3	0	0	0
Williams,R		.333	9	3	1	0	0	4	12	17	0	0	3	0	1	0
<b>ANGELS</b>	<2	.265	668	177	27	1	20	238	905	1323	67	8	126	17	42	54
<b>ANGELS</b>	=2	.251	649	163	34	3	21	173	818	1151	66	16	143	0	0	0
<b>ANGELS</b>		.258	1317	340	61	4	41	411	1723	2474	133	24	269	17	42	54



SM

# 1999 Batting/Runner On Third

PLAYER	OUTS	AVG	AB	H	2B	3B	HR	RBI-SP	MISP	MOB	BB	IBB	SO	SH	SF	GIDP
Anderson,G	<2	.391	23	9	1	0	0	16	30	62	1	1	6	0	6	1
Anderson,G	=2	.357	28	10	2	0	0	11	31	54	3	0	4	0	0	0
Anderson,G		.373	51	19	3	0	0	27	61	116	4	1	10	0	6	1
Davanon,J	<2	.000	1	0	0	0	0	1	1	1	0	0	0	0	0	0
Davanon,J	=2	.000	1	0	0	0	0	0	1	3	0	0	0	0	0	0
Davanon,J		.000	2	0	0	0	0	1	2	4	0	0	0	0	0	0
Decker,S	<2	.333	3	1	0	0	0	2	4	9	0	0	0	0	1	1
Decker,S	=2	.000	4	0	0	0	0	0	4	7	0	0	1	0	0	0
Decker,S		.143	7	1	0	0	0	2	8	16	0	0	1	0	1	1
Disarcina,G	<2	.444	9	4	1	0	0	8	10	21	0	0	1	0	1	0
Disarcina,G	=2	.375	16	6	1	0	0	6	16	28	0	0	3	0	0	0
Disarcina,G		.400	25	10	2	0	0	14	26	49	0	0	4	0	1	0
Durrington,T	<2	.000	5	0	0	0	0	0	5	10	0	0	0	0	0	1
Durrington,T	=2	.000	3	0	0	0	0	0	3	7	0	0	2	0	0	0
Durrington,T		.000	8	0	0	0	0	0	8	17	0	0	2	0	0	1
Edmonds,J	<2	.200	5	1	0	0	0	3	6	10	0	0	2	0	1	0
Edmonds,J	=2	.364	11	4	2	0	0	4	12	22	1	0	3	0	0	0
Edmonds,J		.313	16	5	2	0	0	7	18	32	1	0	5	0	1	0
Erstad,D	<2	.190	21	4	0	0	0	13	27	53	3	1	4	0	3	4
Erstad,D	=2	.241	29	7	1	0	0	7	31	57	2	1	5	0	0	0
Erstad,D		.220	50	11	1	0	0	20	58	110	5	2	9	0	3	4
Glaus,T	<2	.286	21	6	2	0	1	11	29	56	3	0	8	0	3	2
Glaus,T	=2	.190	21	4	1	0	1	4	25	45	2	0	8	0	0	0
Glaus,T		.238	42	10	3	0	2	15	54	101	5	0	16	0	3	2
Greene,T	<2	.250	16	4	0	0	1	9	18	39	0	0	5	0	2	1
Greene,T	=2	.250	20	5	2	0	0	5	20	41	0	0	7	0	0	0
Greene,T		.250	36	9	2	0	1	14	38	80	0	0	12	0	2	1
Hemphill,B	<2	.000	1	0	0	0	0	1	2	4	0	0	0	0	1	0
Hemphill,B	=2	.200	5	1	0	0	0	1	5	12	0	0	1	0	0	0
Hemphill,B		.167	6	1	0	0	0	2	7	16	0	0	1	0	1	0
Hill,K	<2	.000	0	0	0	0	0	0	0	0	0	0	0	0	0	0
Hill,K	=2	.000	1	0	0	0	0	0	1	2	0	0	0	0	0	0
Hill,K		.000	1	0	0	0	0	0	1	2	0	0	0	0	0	0
Huson,J	<2	.417	12	5	0	0	0	9	15	29	0	0	1	0	3	2
Huson,J	=2	.158	19	3	1	0	0	3	20	34	1	0	2	0	0	0
Huson,J		.258	31	8	1	0	0	12	35	63	1	0	3	0	3	2
Luke,M	<2	.000	3	0	0	0	0	0	4	7	1	0	3	0	0	0
Luke,M	=2	.500	2	1	0	0	0	1	2	3	0	0	1	0	0	0
Luke,M		.200	5	1	0	0	0	1	6	10	1	0	4	0	0	0
Mollina,B	<2	.571	7	4	0	0	0	4	7	12	0	0	0	0	0	1
Mollina,B	=2	.400	5	2	0	0	0	2	5	9	0	0	1	0	0	0
Mollina,B		.500	12	6	0	0	0	6	12	21	0	0	1	0	0	1
O'Brien,C	<2	.000	2	0	0	0	0	1	3	5	0	0	0	0	1	0
O'Brien,C	=2	1.000	1	1	0	0	0	1	1	1	0	0	0	0	0	0
O'Brien,C		.333	3	1	0	0	0	2	4	6	0	0	0	0	1	0
Palmeiro,O	<2	.333	6	2	0	0	0	6	10	23	0	0	0	0	3	1
Palmeiro,O	=2	.182	11	2	0	0	0	3	14	26	3	1	1	0	0	0
Palmeiro,O		.235	17	4	0	0	0	9	24	49	3	1	1	0	3	1
Pritchett,C	<2	.000	0	0	0	0	0	1	1	3	0	0	0	0	1	0
Pritchett,C	=2	.000	1	0	0	0	0	0	1	3	0	0	0	0	0	0
Pritchett,C		.000	1	0	0	0	0	1	2	6	0	0	0	0	1	0

# 1999 Batting/Runner On Third

PLAYER	DUTS	AVG	AB	H	2B	3B	HR	RBI-SP	MISP	MOB	BB	IBB	SO	SH	SF	GIDP
Salmon,T	<2	.176	17	3	0	0	2	13	23	45	0	0	5	0	6	4
Salmon,T	=2	.308	26	8	2	1	1	8	28	50	2	1	5	0	0	0
Salmon,T		.256	43	11	2	1	3	21	51	95	2	1	10	0	6	4
Sheets,A	<2	.111	9	1	0	0	0	11	15	29	1	0	2	0	5	1
Sheets,A	=2	.364	11	4	0	0	1	4	12	19	1	0	2	0	0	0
Sheets,A		.250	20	5	0	0	1	15	27	48	2	0	4	0	5	1
Silvestri,D	<2	.333	3	1	1	0	0	1	3	5	0	0	0	0	0	1
Silvestri,D	=2	.000	0	0	0	0	0	0	0	0	0	0	0	0	0	0
Silvestri,D		.333	3	1	1	0	0	1	3	5	0	0	0	0	0	1
Unroe,T	<2	.667	3	2	0	0	0	2	4	6	1	0	1	0	0	0
Unroe,T	=2	.333	3	1	0	0	0	1	3	5	0	0	0	0	0	0
Unroe,T		.500	6	3	0	0	0	3	7	11	1	0	1	0	0	0
Vaughn,M	<2	.391	23	9	0	0	1	16	29	52	2	1	5	0	3	1
Vaughn,M	=2	.353	17	6	2	0	1	6	23	39	5	2	3	0	0	0
Vaughn,M		.375	40	15	2	0	2	22	52	91	7	3	8	0	3	1
Velarde,R	<2	.438	16	7	1	0	1	11	20	39	3	0	1	0	0	3
Velarde,R	=2	.444	9	4	0	0	0	4	11	19	2	1	1	0	0	0
Velarde,R		.440	25	11	1	0	1	15	31	58	5	1	2	0	0	3
Walbeck,M	<2	.250	12	3	0	0	0	4	14	29	1	1	2	0	1	2
Walbeck,M	=2	.222	9	2	1	0	1	2	10	20	1	0	0	0	0	0
Walbeck,M		.238	21	5	1	0	1	6	24	49	2	1	2	0	1	2
Williams,R	<2	1.000	1	1	0	0	0	2	2	5	0	0	0	0	1	0
Williams,R	=2	.400	5	2	1	0	0	2	5	8	0	0	1	0	0	0
Williams,R		.500	6	3	1	0	0	4	7	13	0	0	1	0	1	0
<b>ANGELS</b>	<2	<b>.306</b>	<b>219</b>	<b>67</b>	<b>6</b>	<b>0</b>	<b>6</b>	<b>145</b>	<b>282</b>	<b>554</b>	<b>16</b>	<b>4</b>	<b>46</b>	<b>0</b>	<b>42</b>	<b>26</b>
<b>ANGELS</b>	=2	<b>.283</b>	<b>258</b>	<b>73</b>	<b>16</b>	<b>1</b>	<b>5</b>	<b>75</b>	<b>284</b>	<b>514</b>	<b>3</b>	<b>6</b>	<b>51</b>	<b>0</b>	<b>0</b>	<b>0</b>
<b>ANGELS</b>		<b>.294</b>	<b>477</b>	<b>140</b>	<b>22</b>	<b>1</b>	<b>11</b>	<b>220</b>	<b>566</b>	<b>1068</b>	<b>9</b>	<b>10</b>	<b>97</b>	<b>0</b>	<b>42</b>	<b>26</b>




# 1999 Batting/Bases Loaded

PLAYER	OUTS	AVG	AB	H	2B	3B	HR	RBI-SP	MISP	MOB	BB	IBB	SO	SH	SF	GIDP
Anderson,G	<2	.000	5	0	0	0	0	4	16	24	0	0	1	0	3	0
Anderson,G	=2	.000	1	0	0	0	0	1	4	6	1	0	0	0	0	0
Anderson,G		.000	6	0	0	0	0	5	20	30	1	0	1	0	3	0
Davanon,J	<2	.000	0	0	0	0	0	0	0	0	0	0	0	0	0	0
Davanon,J	=2	.000	1	0	0	0	0	0	2	3	0	0	0	0	0	0
Davanon,J		.000	1	0	0	0	0	0	2	3	0	0	0	0	0	0
Decker,S	<2	1.000	1	1	0	0	0	2	4	6	0	0	0	0	1	0
Decker,S	=2	.000	0	0	0	0	0	0	0	0	0	0	0	0	0	0
Decker,S		1.000	1	1	0	0	0	2	4	6	0	0	0	0	1	0
Disarcina,G	<2	.333	3	1	0	0	0	4	6	9	0	0	0	0	0	0
Disarcina,G	=2	1.000	2	2	0	0	0	3	4	6	0	0	0	0	0	0
Disarcina,G		.600	5	3	0	0	0	7	10	15	0	0	0	0	0	0
Durrington,T	<2	.000	0	0	0	0	0	0	0	0	0	0	0	0	0	0
Durrington,T	=2	.000	1	0	0	0	0	0	2	3	0	0	0	0	0	0
Durrington,T		.000	1	0	0	0	0	0	2	3	0	0	0	0	0	0
Erstad,D	<2	.333	3	1	0	0	0	3	10	15	1	0	1	0	1	1
Erstad,D	=2	.167	6	1	1	0	0	2	12	18	0	0	1	0	0	0
Erstad,D		.222	9	2	1	0	0	5	22	33	1	0	2	0	1	1
Glaus,T	<2	.000	0	0	0	0	0	2	4	6	0	0	0	0	1	0
Glaus,T	=2	.000	2	0	0	0	0	0	4	6	0	0	1	0	0	0
Glaus,T		.000	2	0	0	0	0	2	8	12	0	0	1	0	1	0
Greene,T	<2	.200	5	1	0	0	1	2	10	15	0	0	1	0	0	1
Greene,T	=2	.000	5	0	0	0	0	0	10	15	0	0	3	0	0	0
Greene,T		.100	10	1	0	0	1	2	20	30	0	0	4	0	0	1
Hemphill,B	<2	.000	0	0	0	0	0	0	0	0	0	0	0	0	0	0
Hemphill,B	=1	.000	3	0	0	0	0	0	6	9	0	0	1	0	0	0
Hemphill,B		.000	3	0	0	0	0	0	6	9	0	0	1	0	0	0
Huson,J	<2	.000	2	0	0	0	0	1	6	9	0	0	0	0	1	2
Huson,J	=2	.000	1	0	0	0	0	0	2	3	0	0	0	0	0	0
Huson,J		.000	3	0	0	0	0	1	8	12	0	0	0	0	1	2
Palmeiro,O	<2	.000	2	0	0	0	0	2	6	9	0	0	0	0	1	1
Palmeiro,O	=2	.000	1	0	0	0	0	1	4	6	1	0	0	0	0	0
Palmeiro,O		.000	3	0	0	0	0	3	10	15	1	0	0	0	1	1
Pritchett,C	<2	.000	0	0	0	0	0	1	2	3	0	0	0	0	1	0
Pritchett,C	=2	.000	1	0	0	0	0	0	2	3	0	0	0	0	0	0
Pritchett,C		.000	1	0	0	0	0	1	4	6	0	0	0	0	1	0
Salmon,T	<2	.500	2	1	0	0	1	6	12	18	0	0	0	0	4	1
Salmon,T	=2	.400	5	2	1	0	0	4	10	15	0	0	0	0	0	0
Salmon,T		.429	7	3	1	0	1	10	22	33	0	0	0	0	4	1
Sheets,A	<2	.000	1	0	0	0	0	3	8	12	0	0	0	0	3	1
Sheets,A	=2	1.000	2	2	0	0	1	4	4	6	0	0	0	0	0	0
Sheets,A		.667	3	2	0	0	1	7	12	18	0	0	0	0	3	1
Vaughn,M	<2	.750	4	3	0	0	1	6	8	12	0	0	1	0	0	0
Vaughn,M	=2	1.000	1	1	0	0	0	2	2	3	0	0	0	0	0	0
Vaughn,M		.800	5	4	0	0	1	8	10	15	0	0	1	0	0	0
Velarde,R	<2	.500	2	1	0	0	0	3	6	9	1	0	0	0	0	1
Velarde,R	=2	.000	1	0	0	0	0	0	2	3	0	0	0	0	0	0
Velarde,R		.333	3	1	0	0	0	3	8	12	1	0	0	0	0	1
Walbeck,M	<2	.333	3	1	0	0	0	2	6	9	0	0	1	0	0	1
Walbeck,M	=2	.500	2	1	0	0	1	2	4	6	0	0	0	0	0	0
Walbeck,M		.400	5	2	0	0	1	4	10	15	0	0	1	0	0	1
Williams,R	<2	.000	0	0	0	0	0	1	2	3	0	0	0	0	1	0
Williams,R	=2	.000	1	0	0	0	0	0	2	3	0	0	1	0	0	0
Williams,R		.000	1	0	0	0	0	1	4	6	0	0	1	0	1	0
<b>ANGELS</b>	<2	<b>.303</b>	<b>33</b>	<b>10</b>	<b>0</b>	<b>0</b>	<b>3</b>	<b>42</b>	<b>105</b>	<b>159</b>	<b>2</b>	<b>0</b>	<b>5</b>	<b>0</b>	<b>17</b>	<b>9</b>
<b>ANGELS</b>	=2	<b>.250</b>	<b>36</b>	<b>9</b>	<b>2</b>	<b>0</b>	<b>2</b>	<b>19</b>	<b>76</b>	<b>114</b>	<b>2</b>	<b>0</b>	<b>7</b>	<b>0</b>	<b>0</b>	<b>0</b>
<b>ANGELS</b>		<b>.275</b>	<b>69</b>	<b>19</b>	<b>2</b>	<b>0</b>	<b>5</b>	<b>61</b>	<b>182</b>	<b>273</b>	<b>4</b>	<b>0</b>	<b>12</b>	<b>0</b>	<b>17</b>	<b>9</b>

# 1999 Angels At Home

BATTER	AVG	G	AB	R	H	2B	3B	HR	RBI	SH	SF	HP	BB	SO	SB	CS	GI		
																	DP	E	
Anderson,G	.294	78	299	43	88	16	1	10	37	0	3	0	13	37	3	2	5	1	
Colangelo,M	.500	1	2	0	1	0	0	0	0	0	0	0	1	0	0	0	0	0	
Davanon,J	.308	4	13	3	4	0	1	1	3	0	0	0	1	3	0	0	0	0	
Decker,S	.242	15	33	1	8	4	0	0	2	0	0	0	6	5	0	0	3	1	
Disarcina,G	.215	44	149	16	32	2	1	1	20	3	0	1	8	17	2	0	5	12	
Durrington,T	.151	25	73	6	11	1	0	0	1	0	0	1	4	17	1	1	1	3	
Edmonds,J	.256	32	117	21	30	10	1	3	15	0	1	0	20	28	4	2	2	1	
Erstad,D	.262	71	282	44	74	10	4	7	23	1	2	0	25	55	5	5	9	0	
Glaus,T	.243	77	263	39	64	17	0	12	42	0	2	4	38	73	2	0	2	8	
Greene,T	.197	44	142	14	28	6	0	7	18	0	1	1	7	29	0	1	5	2	
Hemphill,B	.167	9	12	1	2	0	0	0	2	1	1	0	3	4	0	0	1	1	
Huson,J	.313	50	115	13	36	4	1	0	13	1	2	0	5	10	4	1	6	3	
Luke,M	.000	7	6	0	0	0	0	0	0	0	0	0	0	3	0	0	1	0	
Molina,B	.196	16	51	2	10	3	0	0	6	0	0	1	3	3	0	0	3	1	
O'Brien,C	.120	11	25	1	3	0	0	0	2	0	1	1	1	4	0	0	1	1	
Palmeiro,O	.279	51	147	18	41	5	1	0	9	2	2	6	20	14	5	3	0	0	
Pritchett,C	.227	9	22	1	5	1	0	1	1	0	0	0	1	4	0	1	0	0	
Salmon,T	.245	54	192	26	47	10	1	7	29	0	3	0	31	48	2	0	3	4	
Sheets,A	.189	42	111	9	21	4	0	3	16	3	2	0	7	22	0	0	2	8	
Silvestri,D	.000	1	3	0	0	0	0	0	0	0	0	0	0	0	0	0	1	0	
Unroe,T	.296	13	27	3	8	1	0	1	3	0	0	1	2	7	0	0	0	0	
Vaughn,M	.266	70	252	31	67	11	0	16	55	0	1	6	32	60	0	0	6	0	
Velarde,R	.313	44	166	26	52	7	0	4	17	2	0	0	23	27	9	2	2	2	
Walbeck,M	.203	55	138	14	28	5	0	1	6	3	0	2	16	21	1	2	6	1	
Williams,R	.346	11	26	5	9	1	2	0	2	1	0	0	6	0	1	3	0	0	
PITCHERS	.000	81	0	0	0	0	0	0	0	0	0	0	0	0	0	0	0	10	
<b>TOTALS</b>	<b>.251</b>	<b>81</b>	<b>2666</b>	<b>337</b>	<b>669</b>	<b>118</b>	<b>13</b>	<b>74</b>	<b>322</b>	<b>18</b>	<b>21</b>	<b>23</b>	<b>267</b>	<b>497</b>	<b>38</b>	<b>21</b>	<b>67</b>	<b>59</b>	

PITCHER	ERA	W	L	G	GS	CG	SHO	SV	IP	AB	H	R	ER	HR	HB	BB	SO	WP	OPP
																			AVG
Alvarez,J	4.50	0	1	5	0	0	0	0	2.0	7	1	1	1	0	0	2	2	0	.143
Belcher,T	6.06	3	3	12	12	0	0	0	65.1	258	74	48	44	15	1	29	29	2	.287
Cooper,B	4.76	1	1	3	3	0	0	0	17.0	57	9	9	9	2	3	13	9	0	.158
Finley,C	4.56	4	4	15	15	1	0	0	98.2	371	93	51	50	10	3	46	93	5	.251
Fyhrie,M	5.12	0	3	8	5	0	0	0	31.2	131	41	19	18	5	0	15	16	0	.313
Hasegawa,S	5.63	2	3	30	1	0	0	0	40.0	154	46	28	25	9	1	19	24	4	.299
Hill,K	3.92	3	7	14	12	0	0	0	78.0	288	74	38	34	7	0	42	48	3	.257
Holtz,M	9.00	2	0	15	0	0	0	0	15.0	62	21	15	15	3	2	8	11	1	.339
Levine,A	2.74	0	0	26	1	0	0	0	49.1	177	40	21	15	8	3	14	23	0	.226
Magnante,M	3.15	1	0	28	0	0	0	0	34.1	128	32	14	12	1	1	13	19	0	.250
McDowell,J	18.00	0	2	2	2	0	0	0	7.0	37	18	14	14	4	1	3	4	0	.486
Mintz,S	0.00	0	0	1	0	0	0	0	1.0	5	2	0	0	0	0	0	1	0	.400
Olivares,O	3.07	3	3	8	8	2	0	0	58.2	211	50	21	20	5	5	20	25	1	.237
Ortiz,R	6.95	1	1	4	4	0	0	0	22.0	89	24	17	17	4	1	10	20	1	.270
Percival,T	3.94	4	3	29	0	0	0	14	29.2	110	25	13	13	5	0	11	25	0	.227
Petkovsek,M	3.59	6	3	32	0	0	0	0	42.2	165	46	22	17	3	2	10	26	2	.279
Pote,L	2.45	0	0	10	0	0	0	3	14.2	53	12	6	4	1	0	7	6	1	.226
Schoeneweis,S	6.85	0	0	13	0	0	0	0	22.1	91	26	20	17	4	0	8	12	0	.286
Sparks,S	6.11	4	7	13	12	0	0	0	70.2	287	86	50	48	14	3	36	37	2	.300
Washburn,J	4.95	3	3	9	6	0	0	0	40.0	151	42	22	22	5	1	16	24	2	.278
<b>TOTALS</b>	<b>4.80</b>	<b>37</b>	<b>44</b>	<b>81</b>	<b>81</b>	<b>3</b>	<b>2</b>	<b>17</b>	<b>740.0</b>	<b>832</b>	<b>762</b>	<b>429</b>	<b>395</b>	<b>105</b>	<b>27</b>	<b>22</b>	<b>454</b>	<b>24</b>	<b>.269</b>




Garret Anderson

# 1999 Angels On Road

BATTER	AVG	G	AB	R	H	2B	3B	HR	RBI	SH	SF	HP	BB	SO	SB	CS	GI	
																	DP	E
Anderson,G	.312	79	321	45	100	20	1	11	43	0	3	0	21	44	0	2	10	2
Davanon,J	.000	3	7	1	0	0	0	0	1	0	0	0	1	4	0	1	0	0
Decker,S	.233	13	30	4	7	2	0	0	3	1	1	1	7	4	0	0	1	0
Disarcina,G	.246	37	122	16	30	5	0	0	9	6	1	1	7	15	0	2	3	3
Durrington,T	.224	18	49	8	11	1	0	0	1	4	0	0	5	11	3	2	0	3
Edmonds,J	.241	23	87	13	21	7	1	2	8	0	0	0	8	17	1	2	1	0
Erstad,D	.244	71	303	40	74	12	1	6	30	1	1	1	22	46	8	2	7	1
Glaus,T	.236	77	288	46	68	12	0	17	37	0	1	2	33	70	3	1	7	11
Greene,T	.279	53	179	22	50	14	0	7	24	0	1	2	5	34	1	3	3	0
Hemphill,B	.111	3	9	2	1	0	0	0	0	0	0	0	1	0	0	0	0	1
Huson,J	.209	47	110	8	23	3	0	0	5	0	1	0	11	17	6	0	3	2
Luke,M	.375	11	24	4	9	0	0	3	6	0	0	0	2	7	0	0	1	0
Molina,B	.320	15	50	6	16	2	0	1	4	0	0	1	3	3	0	1	2	1
O'Brien,C	.081	16	37	2	3	0	0	1	2	1	0	1	0	8	0	0	0	0
Palmeiro,O	.276	58	170	28	47	7	0	1	14	4	1	0	19	16	0	2	4	1
Pritchett,C	.087	11	23	2	2	0	0	0	1	1	1	0	1	5	1	0	0	1
Salmon,T	.292	44	161	34	47	14	1	10	40	0	3	0	32	34	2	1	4	0
Sheets,A	.203	45	133	13	27	6	0	0	13	3	3	0	7	37	1	2	4	4
Silvestri,D	.125	2	8	0	1	1	0	0	1	0	0	0	0	1	0	0	0	1
Unroe,T	.185	14	27	2	5	1	0	0	3	0	0	0	2	9	0	0	0	0
Vaughn,M	.294	69	272	32	80	9	0	17	53	0	2	5	22	67	0	0	5	3
Velarde,R	.300	51	210	31	63	8	4	5	31	0	0	4	20	29	4	2	6	5
Walbeck,M	.273	52	150	12	41	3	1	2	16	0	1	1	10	25	1	1	6	4
Williams,R	.135	19	37	3	5	0	0	1	4	0	1	1	5	15	2	0	0	1
PITCHERS	.190	81	21	0	4	3	0	0	2	2	0	0	0	7	0	0	1	3
<b>TOTALS</b>	<b>.260</b>	<b>81</b>	<b>2828</b>	<b>374</b>	<b>735</b>	<b>130</b>	<b>9</b>	<b>84</b>	<b>351</b>	<b>23</b>	<b>21</b>	<b>20</b>	<b>244</b>	<b>525</b>	<b>33</b>	<b>24</b>	<b>68</b>	<b>47</b>

PITCHER	ERA	W	L	G	GS	CG	SHO	SV	IP	AB	H	R	ER	HR	HB	BB	SO	WP	OPP
																			AVG
Alvarez,J	0.00	0	0	3	0	0	0	0	1.0	2	0	0	0	0	0	2	2	1	.000
Belcher,T	7.39	3	5	12	12	0	0	0	67.0	276	94	56	55	12	4	17	23	5	.341
Cooper,B	5.06	0	0	2	2	0	0	0	10.2	44	14	6	6	1	1	5	6	0	.318
Finley,C	4.32	8	7	18	18	0	0	0	114.2	430	104	66	55	13	5	48	107	10	.242
Fyhrie,M	4.95	0	1	8	2	0	0	0	20.0	82	20	13	11	3	0	6	10	0	.244
Hasegawa,S	4.14	2	3	34	0	0	0	2	37.0	136	34	17	17	5	1	15	20	0	.250
Hill,K	6.08	1	4	12	10	0	0	0	50.1	190	55	34	34	7	4	34	28	2	.289
Holtz,M	6.14	0	3	13	0	0	0	0	7.1	26	5	5	5	0	0	7	6	2	.192
Levine,A	4.29	1	1	24	0	0	0	0	35.2	131	36	19	17	5	0	15	14	3	.275
Magnante,M	3.60	4	2	25	0	0	0	0	35.0	132	36	16	14	1	2	16	25	3	.273
McDowell,J	2.25	0	2	2	0	0	0	0	12.0	47	13	3	3	0	1	2	8	0	.277
Mintz,S	4.50	0	0	2	0	0	0	0	4.0	16	6	2	2	1	0	2	1	0	.375
Olivares,O	4.85	5	6	12	12	1	0	0	72.1	284	85	41	39	6	1	29	24	3	.299
Ortiz,R	6.15	1	2	5	5	0	0	0	26.1	100	26	18	18	3	1	15	24	1	.260
Percival,T	3.62	0	3	31	0	0	0	17	27.1	94	13	11	11	4	3	11	33	3	.138
Petkovsek,M	3.35	4	1	32	0	0	0	1	40.1	151	39	15	15	3	0	11	17	1	.258
Pote,L	1.84	1	1	10	0	0	0	0	14.2	52	11	3	3	0	0	5	14	0	.212
Schoeneweis,S	3.71	1	1	18	0	0	0	0	17.0	69	21	7	7	0	0	6	10	1	.304
Sparks,S	4.79	1	4	15	14	0	0	0	77.0	300	79	51	41	7	6	46	36	6	.263
Washburn,J	5.82	1	2	7	4	0	0	0	21.2	83	19	14	14	1	0	10	15	0	.229
<b>TOTALS</b>	<b>4.78</b>	<b>33</b>	<b>48</b>	<b>81</b>	<b>81</b>	<b>1</b>	<b>5</b>	<b>20</b>	<b>691.1</b>	<b>2645</b>	<b>710</b>	<b>397</b>	<b>367</b>	<b>72</b>	<b>29</b>	<b>302</b>	<b>423</b>	<b>41</b>	<b>.268</b>




Mo Vaughn

# 1999 Angels vs. RHP

BATTER	AVG	G	AB	R	H	2B	3B	HR	RBI	SH	SF	HP	BB	SO	SB	CS	GI	DP
Anderson,G	.312	150	459	70	143	33	1	18	57	0	4	0	28	57	3	1	11	
Davanon,J	.286	4	14	2	4	0	1	1	4	0	0	0	1	1	0	0	0	
Decker,S	.314	21	35	3	11	5	0	0	3	1	0	1	8	7	0	0	1	
Disarcina,G	.237	74	211	20	50	5	0	1	24	9	1	2	13	24	0	2	8	
Durrington,T	.157	35	83	6	13	1	0	0	0	3	0	0	8	19	2	1	1	
Edmonds,J	.277	50	141	27	39	13	2	5	18	0	1	0	17	28	5	4	2	
Erstad,D	.245	130	428	54	105	16	4	8	34	2	1	0	39	71	10	6	13	
Glaus,T	.246	148	435	63	107	19	0	24	62	0	1	4	54	115	3	1	7	
Greene,T	.239	85	226	23	54	12	0	12	26	0	2	3	10	46	1	1	5	
Hemphill,B	.154	9	13	3	2	0	0	0	0	1	0	0	4	1	0	0	0	
Huson,J	.266	94	214	18	57	7	1	0	18	1	3	0	15	26	9	1	9	
Luke,M	.381	16	21	3	8	0	0	2	5	0	0	0	2	5	0	0	2	
Molina,B	.256	29	82	5	21	4	0	0	5	0	0	2	4	5	0	1	4	
O'Brien,C	.043	23	47	0	2	0	0	0	0	0	0	2	1	10	0	0	1	
Palmeiro,O	.287	105	282	40	81	12	1	1	21	6	2	3	34	22	3	5	4	
Pritchett,C	.171	18	41	3	7	1	0	1	2	1	1	0	2	8	1	1	0	
Salmon,T	.257	94	280	41	72	20	2	15	54	0	4	0	45	64	2	1	6	
Sheets,A	.190	72	174	13	33	7	0	1	22	6	4	0	8	45	1	0	5	
Silvestri,D	.200	2	5	0	1	1	0	0	1	0	0	0	0	0	0	0	0	
Unroe,T	.136	20	22	2	3	0	0	0	0	0	0	0	2	6	0	0	0	
Vaughn,M	.258	128	372	44	96	13	0	22	60	0	2	7	31	91	0	0	9	
Velarde,R	.292	89	284	33	83	11	4	6	36	2	0	3	28	45	9	1	6	
Walbeck,M	.232	101	224	21	52	5	1	3	17	3	1	3	24	36	2	3	10	
Williams,R	.194	24	31	3	6	0	1	1	2	1	0	0	2	12	1	0	2	
PITCHERS	.214		14	0	3	2	0	0	0	2	0	0	0	5	0	0	0	
<b>TOTALS</b>	<b>.254</b>		<b>4138</b>	<b>497</b>	<b>1053</b>	<b>187</b>	<b>18</b>	<b>121</b>	<b>471</b>	<b>38</b>	<b>27</b>	<b>30</b>	<b>380</b>	<b>749</b>	<b>52</b>	<b>29</b>	<b>106</b>	

PITCHERS	AVG	AB	H	HR	HB	BB	SO
Alvarez,J	.000	3	0	0	0	1	2
Belcher,T	.315	260	82	14	2	14	23
Cooper,B	.196	51	10	0	3	7	9
Finley,C	.249	643	160	20	5	76	158
Fytrie,M	.307	127	39	4	0	10	10
Hasegawa,S	.277	177	49	11	2	16	25
Hill,K	.302	232	70	7	3	28	43
Holtz,M	.340	50	17	2	0	6	7
Levine,A	.255	188	48	8	2	17	23
Magnante,M	.290	155	45	1	1	15	31
McDowell,J	.359	39	14	2	1	0	3
Mintz,S	.500	12	6	1	0	1	1
Olivares,O	.300	243	73	3	1	18	30
Ortiz,R	.233	90	21	1	1	12	24
Percival,T	.152	92	14	4	2	7	25
Petkovsek,M	.286	192	55	5	0	15	27
Pote,L	.239	67	16	1	0	9	14
Schoeneweis,S	.313	96	30	3	0	8	9
Sparks,S	.269	38	83	12	6	36	38
Washburn,J	.273	183	50	5	0	21	26
<b>TOTALS</b>	<b>.275</b>	<b>328</b>	<b>882</b>	<b>104</b>	<b>29</b>	<b>317</b>	<b>528</b>




Mark Petkovsek

# 1999 Angels vs. LHP

BATTER	AVG	G	AB	R	H	2B	3B	HR	RBI	SH	SF	HP	BB	SO	SB	CS	DP	GI
Anderson,G	.280	90	161	18	45	3	1	3	23	0	2	0	6	24	0	3	4	
Colangelo,M	.500	1	2	0	1	0	0	0	0	0	0	0	1	0	0	0	0	
Davanon,J	.000	4	6	2	0	0	0	0	0	0	0	0	1	6	0	1	0	
Decker,S	.143	14	28	2	4	1	0	0	2	0	1	0	5	2	0	0	3	
Disarcina,G	.200	31	60	12	12	2	1	0	5	0	0	0	2	8	2	0	0	
Durrington,T	.231	18	39	8	9	1	0	0	2	2	0	0	1	9	2	2	0	
Edmonds,J	.190	38	63	7	12	4	0	0	5	0	0	0	11	17	0	0	1	
Erstad,D	.274	80	157	30	43	6	1	5	19	0	2	1	8	30	3	1	3	
Glaus,T	.216	62	116	22	25	10	0	5	17	0	2	2	17	28	2	0	2	
Greene,T	.253	39	95	13	24	8	0	2	16	0	0	0	2	17	0	3	3	
Hemphill,B	.125	5	8	0	1	0	0	0	2	0	1	0	0	3	0	0	1	
Huson,J	.182	13	11	3	2	0	0	0	0	0	0	0	1	1	1	0	0	
Luke,M	.111	5	9	1	1	0	0	1	1	0	0	0	0	5	0	0	0	
Molina,B	.263	11	19	3	5	1	0	1	5	0	0	0	2	1	0	0	1	
O'Brien,C	.267	10	15	3	4	0	0	1	4	1	1	0	0	2	0	0	0	
Palmeiro,O	.200	34	35	6	7	0	0	0	2	0	1	3	5	8	2	0	0	
Pritchett,C	.000	4	4	0	0	0	0	0	0	0	0	0	0	1	0	0	0	
Salmon,T	.301	49	73	19	22	4	0	2	15	0	2	0	18	18	2	0	1	
Sheets,A	.214	41	70	9	15	3	0	2	7	0	1	0	6	14	0	2	1	
Silvestri,D	.000	2	6	0	0	0	0	0	0	0	0	0	0	1	0	0	1	
Unroe,T	.313	15	32	3	10	2	0	1	6	0	0	1	2	10	0	0	0	
Vaughn,M	.336	84	152	19	51	7	0	11	48	0	1	4	23	36	0	0	2	
Velarde,R	.348	49	92	24	32	4	0	3	12	0	0	1	15	11	4	3	2	
Walbeck,M	.266	37	64	5	17	3	0	0	5	0	0	0	2	10	0	0	2	
Williams,R	.250	18	32	5	8	1	1	0	4	0	1	1	3	9	1	1	1	
PITCHERS	.143		7	0	1	1	0	0	2	0	0	0	0	2	0	0	1	
<b>TOTALS</b>	<b>.259</b>		<b>1356</b>	<b>214</b>	<b>351</b>	<b>61</b>	<b>4</b>	<b>37</b>	<b>202</b>	<b>3</b>	<b>15</b>	<b>13</b>	<b>131</b>	<b>273</b>	<b>19</b>	<b>16</b>	<b>29</b>	

PITCHERS	AVG	AB	H	HR	HB	BB	SO
Alvarez,J	.167	6	1	0	0	3	2
Belcher,T	.314	274	86	13	3	32	29
Cooper,B	.260	50	13	3	1	11	6
Finley,C	.234	158	37	3	3	18	42
Fyhrie,M	.256	86	22	4	0	11	16
Hasegawa,S	.274	113	31	3	0	18	19
Hill,K	.240	246	59	7	1	48	33
Holtz,M	.237	38	9	1	2	9	10
Levine,A	.233	120	28	5	1	12	14
Magnante,M	.219	105	23	1	2	14	13
McDowell,J	.378	45	17	2	1	5	9
Mintz,S	.222	9	2	0	0	1	1
Olivares,O	.246	252	62	8	5	31	19
Ortiz,R	.293	99	29	6	1	13	20
Percival,T	.214	112	24	5	1	15	33
Petkovsek,M	.242	124	30	1	2	6	16
Pote,L	.184	38	7	0	0	3	6
Schoeneweis,S	.266	64	17	1	0	6	13
Sparks,S	.294	279	82	9	3	46	35
Washburn,J	.216	51	11	1	1	5	13
<b>TOTALS</b>	<b>.260</b>	<b>2269</b>	<b>590</b>	<b>73</b>	<b>27</b>	<b>307</b>	<b>349</b>




Lou Pote

# 1999 Angels Day Games

BATTER	AVG	G	AB	R	H	2B	3B	HR	RBI	SH	SF	HP	BB	SO	SB	CS	GI	
																	DP	E
Anderson,G	.336	28	110	17	37	8	0	1	9	0	1	0	7	16	0	1	2	0
Davanon,J	.000	3	10	0	0	0	0	0	1	0	0	0	1	7	0	1	0	0
Decker,S	.000	6	11	0	0	0	0	0	1	1	1	0	5	4	0	0	0	1
Disarcina,G	.244	13	45	6	11	2	0	0	4	3	0	0	2	5	0	0	2	3
Durrington,T	.189	12	37	3	7	1	0	0	0	0	0	0	0	11	3	1	0	1
Edmonds,J	.208	12	48	6	10	3	0	0	4	0	0	0	4	10	1	1	0	0
Erstad,D	.265	23	98	12	26	5	1	2	12	0	1	0	8	10	2	2	0	1
Glaus,T	.234	29	107	13	25	3	0	5	16	0	0	1	10	27	1	0	4	2
Greene,T	.237	19	59	10	14	5	0	2	7	0	0	1	2	13	0	1	2	0
Hemphill,B	.000	3	7	0	0	0	0	0	0	0	0	0	0	2	0	0	1	1
Huson,J	.286	18	42	4	12	1	0	0	3	0	0	0	3	4	4	0	1	1
Luke,M	.273	4	11	1	3	0	0	1	2	0	0	0	0	5	0	0	0	0
Molina,B	.310	9	29	4	9	2	0	1	4	0	0	1	1	1	0	0	0	0
O'Brien,C	.091	5	11	1	1	0	0	1	2	0	0	1	0	2	0	0	0	0
Palmeiro,O	.281	21	57	8	16	4	1	0	4	1	0	0	6	8	0	0	0	0
Pritchett,C	.000	5	11	1	0	0	0	0	0	0	0	0	0	3	1	0	0	1
Salmon,T	.292	20	72	18	21	5	0	7	26	0	2	0	12	17	0	0	2	0
Sheets,A	.136	18	44	6	6	2	0	0	3	0	2	0	3	9	0	1	3	1
Silvestri,D	.250	1	4	0	1	1	0	0	1	0	0	0	0	0	0	0	0	1
Unroe,T	.125	6	8	0	1	0	0	0	0	0	0	0	1	3	0	0	0	0
Vaughn,M	.273	27	99	8	27	5	0	2	17	0	2	2	10	33	0	0	0	1
Velarde,R	.182	16	66	10	12	1	1	1	2	0	0	1	6	7	2	1	4	1
Walbeck,M	.244	17	41	4	10	1	0	1	7	0	0	0	3	7	0	0	0	1
Williams,R	.000	7	14	2	0	0	0	0	0	0	0	1	4	6	1	0	0	0
PITCHERS	.182	31	11	0	2	2	0	0	2	0	0	0	0	3	0	0	1	3
<b>TOTALS</b>	<b>.239</b>	<b>31</b>	<b>1052</b>	<b>134</b>	<b>251</b>	<b>51</b>	<b>3</b>	<b>24</b>	<b>127</b>	<b>5</b>	<b>9</b>	<b>8</b>	<b>88</b>	<b>213</b>	<b>15</b>	<b>9</b>	<b>22</b>	<b>19</b>

PITCHER	ERA	W	L	G	GS	CG	SHO	SV	IP	AB	H	R	ER	HR	HB	BB	SO	WP	OPP
																			AVG
Alvarez,J	27.00	0	1	1	0	0	0	0	0.1	1	0	1	1	0	0	1	0	0	.000
Belcher,T	7.45	2	5	7	7	0	0	0	38.2	155	51	34	32	4	2	7	12	4	.329
Finley,C	2.72	2	1	5	5	0	0	0	36.1	128	25	11	11	3	1	17	39	4	.195
Fyhrie,M	13.50	0	1	4	1	0	0	0	6.0	32	14	9	9	0	0	4	2	0	.438
Hasegawa,S	5.40	0	2	13	0	0	0	0	16.2	68	20	10	10	5	1	4	11	0	.294
Hill,K	6.95	1	2	5	5	0	0	0	22.0	88	29	17	17	4	1	15	15	0	.330
Holtz,M	18.90	0	1	7	0	0	0	0	3.1	16	7	7	7	0	0	5	3	2	.438
Levine,A	3.00	0	0	11	0	0	0	0	12.0	45	11	8	4	3	0	6	9	1	.244
Magnante,M	0.73	2	0	9	0	0	0	0	12.1	43	8	2	1	1	0	5	10	1	.186
Mintz,S	4.50	0	0	2	0	0	0	0	4.0	16	6	2	2	1	0	2	1	0	.375
Olivares,O	1.69	2	0	2	2	1	0	0	16.0	52	9	3	3	1	0	3	7	1	.173
Ortiz,R	7.40	1	2	5	5	0	0	0	24.1	96	29	20	20	3	2	12	21	0	.302
Percival,T	4.15	0	0	10	0	0	0	4	8.2	31	6	4	4	1	1	6	11	0	.194
Petkovsek,M	1.17	0	1	8	0	0	0	0	7.2	31	8	2	1	1	0	2	6	0	.258
Pote,L	2.45	0	1	7	0	0	0	1	11.0	38	7	3	3	0	0	5	8	1	.184
Schoeneweis,S	6.97	0	0	7	0	0	0	0	10.1	47	15	8	8	1	0	4	4	0	.319
Sparks,S	6.55	0	2	5	4	0	0	0	22.0	92	28	18	16	3	1	13	12	3	.304
Washburn,J	1.50	2	0	4	2	0	0	0	18.0	60	10	3	3	0	0	1	14	0	.167
<b>TOTALS</b>	<b>5.07</b>	<b>12</b>	<b>19</b>	<b>31</b>	<b>31</b>	<b>1</b>	<b>2</b>	<b>5</b>	<b>269.2</b>	<b>1039</b>	<b>283</b>	<b>162</b>	<b>152</b>	<b>31</b>	<b>9</b>	<b>112</b>	<b>185</b>	<b>17</b>	<b>.272</b>




Tim Salmon

# 1999 Angels Night Games

BATTER	AVG	G	AB	R	H	2B	3B	HR	RBI	SH	SF	HP	BB	SO	SB	CS	GI		
																	DP	CS	E
Anderson,G	.296	129	510	71	151	28	2	20	71	0	5	0	27	65	3	3	13	3	
Colangelo,M	.500	1	2	0	1	0	0	0	0	0	0	0	1	0	0	0	0	0	
Davanon,J	.400	4	10	4	4	0	1	1	3	0	0	1	0	0	0	0	0	0	
Decker,S	.288	22	52	5	15	6	0	0	4	0	0	1	8	5	0	0	4	0	
Disarcina,G	.226	68	226	26	51	5	1	1	25	6	1	2	13	27	2	2	6	12	
Durrington,T	.176	31	85	11	15	1	0	0	2	5	0	0	9	17	1	2	1	5	
Edmonds,J	.263	43	156	28	41	14	2	5	19	0	1	0	24	35	4	3	3	1	
Erstad,D	.251	119	487	72	122	17	4	11	41	2	2	1	39	91	11	5	16	0	
Glaus,T	.241	125	444	72	107	26	0	24	63	0	3	5	61	116	4	1	5	17	
Greene,T	.244	78	262	26	64	15	0	12	35	0	2	2	10	50	1	3	6	2	
Hemphill,B	.214	9	14	3	3	0	0	0	2	1	1	0	4	2	0	0	0	1	
Huson,J	.257	79	183	17	47	6	1	0	15	1	3	0	13	23	6	1	8	4	
Luke,M	.316	14	19	3	6	0	0	2	4	0	0	0	2	5	0	0	2	0	
Molina,B	.236	22	72	4	17	3	0	0	6	0	0	1	5	5	0	1	5	2	
O'Brien,C	.098	22	51	2	5	0	0	0	2	1	1	1	1	10	0	0	1	1	
Palmeiro,O	.277	88	260	38	72	8	0	1	19	5	3	6	33	22	5	5	4	1	
Pritchett,C	.206	15	34	2	7	1	0	1	2	1	1	0	2	6	0	1	0	0	
Saimon,T	.260	78	281	42	73	19	2	10	43	0	4	0	51	65	4	1	5	4	
Sheets,A	.210	69	200	16	42	8	0	3	26	6	3	0	11	50	1	1	3	11	
Silvestri,D	.000	2	7	0	0	0	0	0	0	0	0	0	0	1	0	0	1	0	
Unroe,T	.261	21	46	5	12	2	0	1	6	0	0	1	3	13	0	0	0	0	
Vaughn,M	.282	112	425	55	120	15	0	31	91	0	1	9	44	94	0	0	11	2	
Velarde,R	.332	79	310	47	103	14	3	8	46	2	0	3	37	49	11	3	4	6	
Walbeck,M	.239	90	247	22	59	7	1	2	15	3	1	3	23	39	2	3	12	4	
Williams,R	.286	23	49	6	14	1	2	1	6	1	1	0	1	15	1	1	3	1	
PITCHERS	.200	131	10	0	2	1	0	0	0	2	0	0	0	4	0	0	0	10	
<b>TOTALS</b>	<b>.260</b>	<b>131</b>	<b>4442</b>	<b>577</b>	<b>1153</b>	<b>197</b>	<b>19</b>	<b>134</b>	<b>546</b>	<b>36</b>	<b>33</b>	<b>35</b>	<b>423</b>	<b>809</b>	<b>56</b>	<b>36</b>	<b>113</b>	<b>87</b>	

PITCHER	ERA	W	L	G	GS	CG	SHO	SV	IP	AB	H	R	ER	HR	HB	BB	SO	WP	OPP
																			AVG
Alvarez,J	0.00	0	0	7	0	0	0	0	2.2	8	1	0	0	0	0	3	4	1	.125
Belcher,T	6.44	4	3	17	17	0	0	0	93.2	379	117	70	67	23	3	39	40	3	.309
Cooper,B	4.88	1	1	5	5	0	0	0	27.2	101	23	15	15	3	4	18	15	0	.228
Finley,C	4.78	10	10	28	28	1	0	0	177.0	673	172	106	94	20	7	77	161	11	.256
Fyhrie,M	3.94	0	3	12	6	0	0	0	45.2	181	47	23	20	8	0	17	24	0	.260
Hasegawa,S	4.77	4	4	51	1	0	0	2	60.1	222	60	35	32	9	1	30	33	4	.270
Hill,K	4.32	3	9	21	17	0	0	0	106.1	390	100	55	51	10	3	61	61	5	.256
Holtz,M	6.16	2	2	21	0	0	0	0	19.0	72	19	13	13	3	2	10	14	1	.264
Levine,A	3.45	1	1	39	1	0	0	0	73.0	263	65	32	28	10	3	23	28	2	.247
Magnante,M	3.95	3	2	44	0	0	0	0	57.0	217	60	28	25	1	3	24	34	2	.276
McDowell,J	8.05	0	4	4	4	0	0	0	19.0	84	31	17	17	4	2	5	12	0	.369
Mintz,S	0.00	0	0	1	0	0	0	0	1.0	5	2	0	0	0	0	0	1	0	.400
Olivares,O	4.38	6	9	18	18	2	0	0	115.0	443	126	59	56	10	6	46	42	3	.284
Ortiz,R	5.63	1	1	4	4	0	0	0	24.0	93	21	15	15	4	0	13	23	2	.226
Percival,T	3.72	4	6	50	0	0	0	27	48.1	173	32	20	20	8	2	16	47	3	.185
Petkovsek,M	3.70	10	3	56	0	0	0	1	75.1	285	77	35	31	5	2	19	37	3	.270
Pote,L	1.96	1	0	13	0	0	0	2	18.1	67	16	6	4	1	0	7	12	0	.239
Schoeneweis,S	4.97	1	1	24	0	0	0	0	29.0	113	32	19	16	3	0	10	18	1	.283
Sparks,S	5.23	5	9	23	22	0	0	0	125.2	495	137	83	73	18	8	69	61	5	.277
Washburn,J	6.80	2	5	12	8	0	0	0	43.2	174	51	33	33	6	1	25	25	2	.293
<b>TOTALS</b>	<b>4.73</b>	<b>58</b>	<b>73</b>	<b>131</b>	<b>131</b>	<b>3</b>	<b>5</b>	<b>32</b>	<b>1161.2</b>	<b>4438</b>	<b>1189</b>	<b>664</b>	<b>610</b>	<b>146</b>	<b>47</b>	<b>512</b>	<b>692</b>	<b>48</b>	<b>.268</b>



Shigetoshi Hasegawa

# 1999 Angels On Natural Surfaces

BATTER	AVG	G	AB	R	H	2B	3B	HR	RBI	SH	SF	HP	BB	SO	SB	CS	DP	E
Anderson,G	.306	139	549	80	168	31	1	18	67	0	5	0	29	70	3	4	13	3
Colangelo,M	.500	1	2	0	1	0	0	0	0	0	0	0	1	0	0	0	0	0
Davanon,J	.235	6	17	4	4	0	1	1	4	0	0	1	4	0	0	0	0	0
Decker,S	.222	22	45	2	10	5	0	0	3	1	1	0	12	7	0	0	3	1
Disarcina,G	.221	72	244	30	54	7	1	1	27	8	1	2	13	29	2	1	8	15
Durrington,T	.185	41	119	14	22	2	0	0	2	5	0	0	9	27	4	3	1	6
Edmonds,J	.255	52	192	30	49	15	2	5	22	0	1	0	26	40	5	4	3	1
Edmond,D	.258	124	511	71	132	20	5	11	47	2	3	1	37	90	10	7	14	1
Glaus,T	.242	137	487	76	118	26	0	28	77	0	3	6	65	127	4	1	9	18
Greene,T	.243	84	276	33	67	16	0	14	38	0	2	3	12	56	1	3	8	2
Hemphill,B	.167	11	18	3	3	0	0	0	2	1	1	0	4	4	0	0	1	1
Huson,J	.279	84	190	19	53	5	1	0	16	1	2	0	15	20	10	1	7	5
Luke,M	.267	12	15	2	4	0	0	2	4	0	0	0	5	0	0	1	0	0
Molina,B	.244	28	90	8	22	5	0	1	10	0	0	2	5	5	0	1	4	2
O'Brien,C	.096	22	52	2	5	0	0	1	4	1	1	1	1	11	0	0	1	1
Palmeiro,O	.281	95	278	41	78	10	1	1	22	4	3	6	35	25	5	5	3	1
Pritchett,C	.162	16	37	1	6	1	0	1	1	1	0	0	1	7	1	1	0	1
Salmon,T	.276	89	319	57	88	23	2	17	67	0	6	0	58	74	4	1	6	4
Sheets,A	.204	77	216	21	44	10	0	3	27	4	4	0	14	51	1	1	4	12
Silvestri,D	.091	3	11	0	1	1	0	0	1	0	0	0	0	1	0	0	1	1
Unroe,T	.235	25	51	4	12	1	0	1	4	0	0	1	4	15	0	0	0	0
Vaughn,M	.262	123	462	53	121	17	0	26	86	0	2	10	48	116	0	0	9	3
Velarde,R	.307	80	316	47	97	11	3	7	37	2	0	3	36	50	12	4	6	4
Walbeck,M	.239	99	264	24	63	7	1	3	21	3	1	3	24	43	2	3	11	4
Williams,R	.207	26	58	8	12	1	2	1	5	1	1	1	4	21	1	1	3	1
PITCHERS	.190	143	21	0	4	3	0	0	2	2	0	0	7	0	0	0	1	13
<b>TOTALS</b>	<b>.256</b>	<b>143</b>	<b>4840</b>	<b>630</b>	<b>1238</b>	<b>217</b>	<b>20</b>	<b>142</b>	<b>596</b>	<b>36</b>	<b>37</b>	<b>39</b>	<b>454</b>	<b>905</b>	<b>65</b>	<b>41</b>	<b>117</b>	<b>100</b>

PITCHER	ERA	W	L	G	GS	CG	SHO	SV	IP	AB	H	R	ER	HR	HB	BB	SO	WP	AVG
Alvarez,J	3.86	0	1	7	0	0	0	0	2.1	8	1	1	1	0	0	3	3	1	.125
Belcher,T	6.31	6	7	22	22	0	0	0	122.2	487	147	91	86	23	5	43	49	7	.302
Cooper,B	4.18	1	1	4	4	0	0	0	23.2	83	16	11	11	3	4	15	14	0	.193
Finley,C	4.40	10	10	29	29	1	0	0	188.1	715	180	103	92	21	7	82	178	11	.252
Fyhrie,M	5.40	0	4	15	7	0	0	0	48.1	202	60	31	29	8	0	20	24	0	.297
Hasegawa,S	5.16	4	6	56	1	0	0	1	66.1	252	71	41	38	13	2	28	35	4	.282
Hill,K	4.21	4	9	22	19	0	0	0	115.1	426	114	58	54	11	4	65	72	4	.268
Holtz,M	9.47	2	3	24	0	0	0	0	19.0	76	24	20	20	3	2	14	15	2	.316
Levine,A	2.88	1	1	44	1	0	0	0	78.0	280	67	32	25	11	3	28	34	1	.239
Magnante,M	2.93	3	1	45	0	0	0	0	55.1	203	49	22	18	2	1	22	35	2	.241
McDowell,J	10.66	0	3	3	3	0	0	0	12.2	59	24	15	15	4	2	4	8	0	.407
Mintz,S	2.25	0	0	2	0	0	0	0	4.0	16	6	1	1	1	0	1	1	0	.375
Olivares,O	3.74	8	7	18	18	3	0	0	120.1	451	117	53	50	8	6	45	44	4	.259
Ortiz,R	5.93	2	2	8	8	0	0	0	44.0	170	43	29	29	6	1	24	41	2	.253
Percival,T	4.13	4	6	54	0	0	0	28	52.1	190	38	24	24	9	3	20	53	3	.200
Petkovsek,M	3.47	8	3	53	0	0	0	0	70.0	269	71	32	27	6	2	18	40	2	.264
Pote,L	2.17	1	1	19	0	0	0	3	29.0	104	23	9	7	1	0	12	20	1	.221
Schoeneweis,S	5.70	0	0	26	0	0	0	0	36.1	149	44	26	23	4	0	12	19	1	.295
Sparks,S	5.53	5	11	24	22	0	0	0	128.2	515	145	91	79	21	5	70	65	8	.282
Washburn,J	5.87	3	5	15	9	0	0	0	53.2	207	58	35	35	6	1	26	32	2	.280
<b>TOTALS</b>	<b>4.70</b>	<b>62</b>	<b>81</b>	<b>143</b>	<b>143</b>	<b>4</b>	<b>6</b>	<b>32</b>	<b>1270.1</b>	<b>4862</b>	<b>1298</b>	<b>725</b>	<b>664</b>	<b>161</b>	<b>48</b>	<b>552</b>	<b>782</b>	<b>55</b>	<b>.267</b>



Troy Glaus

# 1999 Angels On Artificial Surfaces

BATTER	AVG	G	AB	R	H	2B	3B	HR	RBI	SH	SF	HP	BB	SO	SB	CS	GI	
																	DP	E
Anderson,G	.282	18	71	8	20	5	1	3	13	0	1	0	5	11	0	0	2	0
Davanon,J	.000	1	3	0	0	0	0	0	0	0	0	0	1	3	0	1	0	0
Decker,S	.278	6	18	3	5	1	0	0	2	0	0	1	1	2	0	0	1	0
Disarcina,G	.296	9	27	2	8	0	0	0	2	1	0	0	2	3	0	1	0	0
Durrington,T	.000	2	3	0	0	0	0	0	0	0	0	0	0	1	0	0	0	0
Edmonds,J	.167	3	12	4	2	2	0	0	1	0	0	0	2	5	0	0	0	0
Erstad,D	.216	18	74	13	16	2	0	2	6	0	0	0	10	11	3	0	2	0
Glaus,T	.219	17	64	9	14	3	0	1	2	0	0	0	6	16	1	0	0	1
Greene,T	.244	13	45	3	11	4	0	0	4	0	0	0	0	7	0	1	0	0
Hemphill,B	.000	1	3	0	0	0	0	0	0	0	0	0	0	0	0	0	0	1
Huson,J	.171	13	35	2	6	2	0	0	2	0	1	0	1	7	0	0	2	0
Luke,M	.333	6	15	2	5	0	0	1	2	0	0	0	2	5	0	0	1	0
Molina,B	.364	3	11	0	4	0	0	0	0	0	0	0	1	1	0	0	1	0
O'Brien,C	.100	5	10	1	1	0	0	0	0	0	0	1	0	1	0	0	0	0
Palmeiro,O	.256	14	39	5	10	2	0	0	1	2	0	0	4	5	0	0	1	0
Pritchett,C	.125	4	8	2	1	0	0	0	1	0	1	0	1	2	0	0	0	0
Salmon,T	.176	9	34	3	6	1	0	0	2	0	0	0	5	8	0	0	1	0
Sheets,A	.143	10	28	1	4	0	0	0	2	2	1	0	0	8	0	1	2	0
Unroe,T	.333	2	3	1	1	1	0	0	2	0	0	0	0	1	0	0	0	0
Vaughn,M	.419	16	62	10	26	3	0	7	22	0	1	1	6	11	0	0	2	0
Velarde,R	.300	15	60	10	18	4	1	2	11	0	0	1	7	6	1	0	2	3
Walbeck,M	.250	8	24	2	6	1	0	0	1	0	0	0	2	3	0	0	1	1
Williams,R	.400	4	5	0	2	0	0	0	1	0	0	0	1	0	1	0	0	0
PITCHERS	.000	19	0	0	0	0	0	0	0	0	0	0	1	0	0	0	0	0
TOTALS	.254	19	654	81	166	31	2	16	77	5	5	4	57	117	6	4	18	6

PITCHER	ERA	W	L	G	GS	CG	SHO	SV	IP	AB	H	R	ER	HR	HB	BB	SO	WP	AVG	OPP
Alvarez,J	0.00	0	0	1	0	0	0	0	0.2	1	0	0	0	0	0	1	1	0	.000	
Belcher,T	12.10	0	1	2	2	0	0	0	9.2	47	21	13	13	4	0	3	3	0	.447	
Cooper,B	9.00	0	0	1	1	0	0	0	4.0	18	7	4	4	0	0	3	1	0	.389	
Finley,C	4.68	2	1	4	4	0	0	0	25.0	86	17	14	13	2	1	12	22	4	.198	
Fyhrie,M	0.00	0	0	1	0	0	0	0	3.1	11	1	1	0	0	0	1	2	0	.091	
Hasegawa,S	3.38	0	0	8	0	0	0	1	10.2	38	9	4	4	1	0	6	9	0	.237	
Hill,K	9.69	0	2	4	3	0	0	0	13.0	52	15	14	14	3	0	11	4	1	.288	
Holtz,M	0.00	0	0	4	0	0	0	0	3.1	12	2	0	0	0	0	1	2	1	.167	
Levine,A	9.00	0	0	6	0	0	0	0	7.0	28	9	8	7	2	0	1	3	2	.321	
Magnante,M	5.14	2	1	8	0	0	0	0	14.0	57	19	8	8	0	2	7	9	1	.333	
McDowell,J	2.84	0	1	1	1	0	0	0	6.1	25	7	2	2	0	0	1	4	0	.280	
Mintz,S	9.00	0	0	1	0	0	0	0	1.0	5	2	1	1	0	0	1	1	0	.400	
Olivares,O	7.59	0	2	2	2	0	0	0	10.2	44	18	9	9	3	0	4	5	0	.409	
Ortiz,R	12.46	0	1	1	1	0	0	0	4.1	19	7	6	6	1	1	1	3	0	.368	
Percival,T	0.00	0	0	6	0	0	0	3	4.2	14	0	0	0	0	0	2	5	0	.000	
Petkovsek,M	3.46	2	1	11	0	0	0	1	13.0	47	14	5	5	0	0	3	3	1	.298	
Pote,L	0.00	0	0	1	0	0	0	0	0.1	1	0	0	0	0	0	0	0	0	.000	
Schoeneweis,S	3.00	1	1	5	0	0	0	0	3.0	11	3	1	1	0	0	2	3	0	.273	
Sparks,S	4.74	0	0	4	4	0	0	0	19.0	72	20	10	10	0	4	12	8	0	.278	
Washburn,J	1.13	1	0	1	1	0	0	0	8.0	27	3	1	1	0	0	0	7	0	.111	
TOTALS	5.48	8	11	19	19	0	1	5	161.0	615	174	101	98	16	8	72	95	10	.283	

## 1999 Designated Hitters

BATTER	AVG	G	AB	R	H	TB	2B	3B	HR	RBI	SH	SF	HP	BB	IBB	SO	SB	CS	SLG	OBP
Anderson,G	.500	4	16	1	8	10	2	0	0	1	0	0	0	2	0	1	0	0	.625	.556
Davanon,J	.000	2	3	1	0	0	0	0	0	0	0	0	0	0	0	3	0	0	.000	.000
Decker,S	.143	3	7	0	1	1	0	0	0	0	0	0	0	1	0	2	0	0	.143	.250
Durrington,T	.000	1	0	0	0	0	0	0	0	0	0	0	0	0	0	0	0	0	.000	.000
Edmonds,J	.250	9	36	6	9	13	4	0	0	3	0	0	2	0	8	3	0	0	.361	.289
Erstad,D	.000	2	8	0	0	0	0	0	0	0	0	0	1	0	2	1	0	0	.000	.111
Glaus,T	.000	1	4	1	0	0	0	0	0	0	0	0	1	0	0	0	0	0	.000	.200
Greene,T	.236	44	161	18	38	69	10	0	7	25	0	1	1	6	0	33	0	0	.429	.266
Huson,J	.273	7	11	2	3	4	1	0	0	4	0	0	0	0	4	0	0	1	.364	.273
Palmeiro,O	.303	10	33	1	10	11	1	0	0	2	1	0	1	5	0	1	1	1	.333	.410
Pritchett,C	.167	5	12	0	2	2	0	0	0	0	0	0	1	0	1	0	0	0	.167	.231
Salmon,T	.042	7	24	3	1	4	0	0	1	5	0	0	0	7	0	6	0	0	.167	.258
Sparks,S	.000	1	0	0	0	0	0	0	0	0	0	0	0	0	0	0	0	0	.000	.000
Unroe,T	.222	8	9	1	2	2	0	0	0	1	0	0	1	0	0	2	0	0	.222	.300
Vaughn,M	.292	67	260	31	76	150	11	0	21	64	0	1	4	24	4	53	0	0	.577	.360
Walbeck,M	.500	1	2	1	1	1	0	0	0	0	0	0	1	0	0	0	0	0	.500	.667
Williams,R	.250	3	4	0	1	1	0	0	0	1	0	0	0	0	2	0	0	0	.250	.250
TOTALS	.258		590	66	152	268	29	0	29	106	1	2	7	51	4	118	5	1	.454	.323

# 1999 Angels Fielding Statistics

## PITCHER

PLAYER	TEAM	T	PCT	RANK	G	GS	PO	A	E	TC	DP	TP
Alvarez,J	ANA	L	1.000	0	8	0	0	2	0	2	0	0
Belcher,T	ANA	R	.929	0	24	24	11	15	2	28	1	0
Cooper,B	ANA	R	1.000	0	5	5	2	5	0	7	2	0
Finley,C	ANA	L	.921	0	33	33	7	28	3	38	1	0
Fyhrie,M	ANA	R	1.000	0	16	7	2	3	0	5	0	0
Hasegawa,S	ANA	R	1.000	0	64	1	5	14	0	19	1	0
Hill,K	ANA	R	1.000	0	26	22	6	25	0	31	3	0
Holtz,M	ANA	L	1.000	0	28	0	2	5	0	7	0	0
Levine,A	ANA	R	.895	0	50	1	5	12	2	19	3	0
Magnante,M	ANA	L	1.000	0	53	0	3	13	0	16	3	0
McDowell,J	ANA	R	1.000	0	4	4	0	6	0	6	0	0
Mintz,S	ANA	R	.000	0	3	0	0	0	0	0	0	0
Olivares,O	OAK	R	.944	0	32	32	13	38	3	54	4	0
Ortiz,R	ANA	R	1.000	0	9	9	4	6	0	10	0	0
Percival,T	ANA	R	1.000	0	60	0	3	1	0	4	0	0
Petkovsek,M	ANA	R	.955	0	64	0	5	16	1	22	1	0
Pote,L	ANA	R	1.000	0	19	0	0	5	0	5	1	0
Schoeneweis,S	ANA	L	1.000	0	31	0	1	10	0	11	1	0
Sparks,S	ANA	R	.933	0	28	26	7	35	3	45	4	0
Washburn,J	ANA	L	1.000	0	16	10	2	5	0	7	3	0
Olivares,O	ANA	R	.941	0	20	20	6	26	2	34	2	0
Olivares,O	OAK	R	.950	0	12	12	7	12	1	20	2	0

## CATCHER

PLAYER	TEAM	T	PCT	RANK	G	GS	PO	A	E	TC	DP	TP	PB
Decker,S	ANA	R	.987	0	17	15	73	4	1	78	0	0	5
Greene,T	ANA	R	.984	0	12	11	55	7	1	63	0	0	5
Hemphill,B	ANA	R	.955	0	12	7	36	6	2	44	1	0	1
Molina,B	ANA	R	.991	0	30	30	192	19	2	213	2	0	3
O'Brien,C	ANA	R	.993	0	27	20	140	11	1	152	2	0	0
Walbeck,M	ANA	R	.989	11	97	79	407	46	5	458	9	0	6

## FIRST BASE

PLAYER	TEAM	T	PCT	RANK	G	GS	PO	A	E	TC	DP	TP
Decker,S	ANA	R	1.000	0	6	4	30	4	0	34	2	0
Edmonds,J	ANA	L	1.000	0	2	2	19	1	0	20	2	0
Erstad,D	ANA	L	.999	0	78	72	669	41	1	711	59	0
Huson,J	ANA	R	1.000	0	8	2	25	1	0	26	3	0
Luke,M	ANA	L	1.000	0	4	2	20	4	0	24	5	0
Pritchett,C	ANA	R	.990	0	15	8	96	8	1	105	8	0
Vaughn,M	ANA	R	.995	0	72	72	584	35	3	622	62	0

## SECOND BASE

PLAYER	TEAM	T	PCT	RANK	G	GS	PO	A	E	TC	DP	TP
Durrington,T	ANA	R	.966	0	41	36	73	98	6	177	19	0
Huson,J	ANA	R	.993	0	41	27	53	92	1	146	20	0
Sheets,A	ANA	R	.929	0	7	3	6	7	1	14	0	0
Silvestri,D	ANA	R	1.000	0	1	1	0	3	0	3	0	0
Unroe,T	ANA	R	.000	0	1	0	0	0	0	0	0	0
Velarde,R	OAK	R	.983	6	156	156	298	493	14	805	104	0
Velarde,R	ANA	R	.986	6	95	95	191	307	7	505	61	0
Velarde,R	OAK	R	.977	6	61	61	107	186	7	300	43	0

# 1999 Angels Fielding Statistics

## THIRD BASE

PLAYER	TEAM	T	PCT	RANK	G	GS	PO	A	E	TC	DP	TP
Glaus,T	ANA	R	.954	4	153	153	114	277	19	410	25	0
Huson,J	ANA	R	.971	0	9	8	11	22	1	34	4	0
Sheets,A	ANA	R	.500	0	1	0	0	1	1	2	0	0
Unroe,T	ANA	R	1.000	0	3	1	1	2	0	3	0	0

## SHORTSTOP

PLAYER	TEAM	T	PCT	RANK	G	GS	PO	A	E	TC	DP	TP
Disarcina,G	ANA	R	.963	0	81	81	138	249	15	402	62	0
Huson,J	ANA	R	.939	0	22	12	14	32	3	49	7	0
Sheets,A	ANA	R	.966	0	76	68	107	174	10	291	37	0
Silvestri,D	ANA	R	.833	0	1	1	2	3	1	6	0	0

## OUTFIELDERS

PLAYER	TEAM	T	PCT	RANK	G	GS	PO	A	E	TC	DP	TP
Anderson,G	ANA	L	.993	7	153	152	406	7	3	416	1	0
Colangelo,M	ANA	R	1.000	0	1	1	1	1	0	2	1	0
Davanon,J	ANA	R	1.000	0	5	4	5	0	0	5	0	0
Edmonds,J	ANA	L	.992	0	42	42	119	4	1	124	1	0
Erstad,D	ANA	L	1.000	0	69	68	185	7	0	192	1	0
Greene,T	ANA	R	.974	0	30	30	36	1	1	38	0	0
Huson,J	ANA	R	1.000	0	2	1	1	0	0	1	0	0
Luke,M	ANA	L	1.000	0	6	5	8	0	0	8	0	0
Palmeiro,O	ANA	L	.994	0	92	67	154	6	1	161	0	0
Salmon,T	ANA	R	.981	0	89	89	204	7	4	215	1	0
Silvestri,D	ANA	R	1.000	0	1	1	1	0	0	1	0	0
Unroe,T	ANA	R	1.000	0	12	11	13	1	0	14	0	0
Williams,R	ANA	R	.974	0	24	15	34	3	1	38	3	0

## American League Designated Hitting

CLUB	AVG	AB	R	H	TB	2B	3B	HR	RBI	SH	SF	HP	BB	IBB	SO	SB	CS	DP	SLG	OBP
TEXAS	.323	566	104	183	342	28	1	43	138	1	8	2	94	14	79	5	4	15	.604	.416
SEATTLE	.318	556	99	177	292	38	1	25	95	1	4	6	104	8	113	9	2	11	.525	.428
BALTIMORE	.303	588	93	178	302	38	1	28	115	1	6	7	66	4	76	2	5	19	.514	.376
KANSAS CITY	.296	577	94	171	257	30	1	18	97	2	7	11	68	3	93	7	2	19	.445	.377
BOSTON	.282	611	81	172	292	43	7	21	91	0	1	7	55	2	139	1	0	17	.478	.347
CHICAGO	.281	573	80	161	257	40	1	18	93	0	9	9	77	12	83	7	0	20	.449	.370
NEW YORK	.275	561	87	154	257	32	1	23	84	0	3	2	99	8	124	9	1	13	.458	.383
OAKLAND	.274	563	117	154	304	30	0	40	125	0	2	12	114	4	155	2	0	17	.540	.405
CLEVELAND	.265	566	82	150	255	31	1	24	114	1	4	4	87	5	130	4	2	19	.451	.365
MINNESOTA	.259	572	79	148	235	35	5	14	82	0	6	10	67	5	123	14	7	28	.411	.344
<b>ANAHEIM</b>	<b>.258</b>	<b>590</b>	<b>66</b>	<b>152</b>	<b>268</b>	<b>29</b>	<b>0</b>	<b>29</b>	<b>106</b>	<b>1</b>	<b>2</b>	<b>7</b>	<b>51</b>	<b>4</b>	<b>118</b>	<b>5</b>	<b>1</b>	<b>13</b>	<b>.454</b>	<b>.323</b>
TAMPA BAY	.257	587	92	151	289	19	1	39	109	0	7	8	78	4	166	3	2	25	.492	.349
DETROIT	.252	603	79	152	262	39	4	21	68	1	6	6	50	2	86	14	10	10	.434	.313
TORONTO	.250	608	80	152	251	27	0	24	81	3	4	6	46	4	129	0	1	13	.413	.307
<b>TOTALS</b>	<b>.278</b>	<b>8121</b>	<b>1233</b>	<b>2255</b>	<b>3863</b>	<b>459</b>	<b>24</b>	<b>367</b>	<b>1398</b>	<b>11</b>	<b>69</b>	<b>97</b>	<b>1056</b>	<b>79</b>	<b>1614</b>	<b>82</b>	<b>37</b>	<b>239</b>	<b>.476</b>	<b>.365</b>

## American League Pinch Hitting

CLUB	AVG	AB	R	H	TB	2B	3B	HR	RBI	SH	SF	HP	BB	IBB	SO	SB	CS	DP	SLG	OBP
BOSTON	.287	101	12	29	46	5	0	4	22	0	3	1	15	2	28	2	0	8	.455	.375
BALTIMORE	.276	123	15	34	51	3	1	4	25	1	2	2	13	1	31	1	0	4	.415	.350
OAKLAND	.270	115	17	31	39	8	0	0	22	2	2	2	23	3	31	1	0	2	.339	.394
CLEVELAND	.267	86	12	23	33	7	0	1	14	1	2	1	9	0	21	0	0	3	.384	.337
<b>ANAHEIM</b>	<b>.255</b>	<b>98</b>	<b>15</b>	<b>25</b>	<b>37</b>	<b>6</b>	<b>0</b>	<b>2</b>	<b>11</b>	<b>0</b>	<b>2</b>	<b>0</b>	<b>17</b>	<b>0</b>	<b>30</b>	<b>0</b>	<b>1</b>	<b>3</b>	<b>.378</b>	<b>.359</b>
MINNESOTA	.250	132	15	33	46	5	1	2	25	1	4	2	22	3	29	2	0	4	.348	.356
CHICAGO	.250	72	7	18	22	4	0	0	11	1	0	0	5	1	11	0	0	4	.306	.299
TEXAS	.244	45	9	11	16	2	0	1	6	0	1	1	9	0	10	0	0	1	.356	.375
TORONTO	.238	84	9	20	36	4	0	4	13	1	2	0	5	2	23	0	0	2	.429	.275
NEW YORK	.234	94	5	22	29	4	0	1	17	0	1	0	17	4	30	0	0	2	.309	.348
DETROIT	.194	98	9	19	33	6	1	2	10	0	0	1	2	0	24	0	0	0	.337	.218
SEATTLE	.182	99	7	18	27	3	0	2	12	3	0	1	15	3	17	0	0	3	.273	.296
TAMPA BAY	.161	56	7	9	15	4	1	0	1	0	0	2	8	1	15	0	0	0	.268	.288
KANSAS CITY	.156	96	8	15	17	2	0	0	10	1	3	0	11	0	24	1	0	2	.177	.236
<b>TOTALS</b>	<b>.236</b>	<b>1299</b>	<b>147</b>	<b>307</b>	<b>447</b>	<b>63</b>	<b>4</b>	<b>23</b>	<b>199</b>	<b>11</b>	<b>22</b>	<b>13</b>	<b>171</b>	<b>20</b>	<b>324</b>	<b>7</b>	<b>1</b>	<b>38</b>	<b>.344</b>	<b>.326</b>

# 1999 American League Club Rankings

## CLUB BATTING

CLUB	GI																								
	AVG	G	AB	R	DR	H	TB	2B	3B	HR	GS	RBI	SH	SF	HP	BB	IBB	SO	SB	CS	DP	LOB	SHO	SLG	OBP
TEXAS	.293	162	5651	945	859	1653	2705	304	29	230	8	897	35	62	29	611	41	937	111	54	147	1176	7	.479	.361
CLEVELAND	.289	162	5634	1009	860	1629	2629	309	32	209	12	960	54	67	55	743	41	1099	147	50	136	1234	3	.467	.373
KANSAS CITY	.282	161	5624	856	921	1584	2435	294	52	151	2	800	46	56	64	535	25	932	127	39	156	1165	4	.433	.348
NEW YORK	.282	162	5568	900	731	1568	2521	302	36	193	7	855	22	53	55	718	47	978	104	57	137	1244	6	.453	.366
TORONTO	.280	162	5642	883	862	1580	2581	337	14	212	3	856	28	45	76	578	29	1077	119	48	129	1177	8	.457	.352
BALTIMORE	.279	162	5637	851	815	1572	2522	299	21	203	3	804	41	55	61	815	34	890	107	46	146	1241	8	.447	.353
BOSTON	.278	162	5679	836	718	1551	2497	334	42	176	7	808	34	56	55	597	27	929	67	39	131	1213	5	.448	.350
CHICAGO	.277	162	5644	777	870	1563	2421	298	37	162	5	742	40	45	34	499	22	810	110	50	138	1157	7	.429	.337
TAMPA BAY	.274	162	5586	772	913	1531	2296	272	29	145	2	726	30	48	64	544	24	1042	73	49	157	1169	7	.411	.343
SEATTLE	.269	162	5572	859	905	1499	2536	263	21	244	10	825	38	48	42	610	38	1056	130	45	114	1147	9	.455	.343
MINNESOTA	.264	161	5495	866	845	1450	2110	265	30	105	4	643	24	56	49	500	28	978	118	60	151	1118	10	.384	.328
DETROIT	.261	161	5481	747	882	1433	2426	269	34	212	3	704	35	39	82	458	19	1049	108	70	108	1061	12	.443	.326
OAKLAND	.259	162	5519	893	846	1430	2462	287	20	235	8	845	39	41	71	770	32	1129	70	37	129	1246	4	.446	.355
ANAHEIM	.256	162	5494	711	826	1404	2170	248	22	158	5	673	41	42	43	511	24	1022	71	45	135	1097	11	.395	.322
TOTALS	.275		78126		11853		34311		419	79		507		780		431		1462		1914		101		.439	
		1133		11725		21447		4121		2635		11140		713		8289		13967		689		16445			

## CLUB PITCHING

CLUB	OPP																			
	W	L	ERA	G	CG	SHO	REL	SV	IP	H	R	ER	HR	HB	BB	IBB	SO	WP	BK	AVG
BOSTON	94	68	4.00	162	6	12	412	50	1438.2	1396	718	638	160	55	463	25	1131	28	0	.253
NEW YORK	98	64	4.13	162	6	10	359	30	1439.2	1402	731	661	158	57	581	27	1111	49	4	.255
OAKLAND	87	75	4.69	162	6	5	406	48	1438.1	1537	846	750	160	54	569	45	967	57	8	.274
BALTIMORE	78	84	4.77	162	17	11	393	33	1435.0	1468	815	760	198	49	647	34	983	55	6	.269
ANAHEIM	70	92	4.79	162	4	7	400	37	1431.1	1472	826	762	177	56	624	17	877	65	5	.269
CLEVELAND	97	65	4.90	162	3	6	466	48	1450.1	1503	860	788	197	54	634	55	1120	54	3	.268
CHICAGO	75	86	4.92	162	6	3	409	39	1438.1	1608	870	786	210	61	595	31	968	60	9	.282
TORONTO	84	78	4.92	162	14	9	377	39	1439.0	1582	862	787	191	53	575	25	1009	55	4	.280
MINNESOTA	63	97	5.00	161	13	6	417	34	1423.1	1591	845	791	208	28	487	22	927	57	6	.283
TAMPA BAY	69	93	5.60	162	6	5	453	45	1433.0	1606	913	805	172	79	695	25	1055	52	5	.286
TEXAS	95	67	5.70	162	6	9	439	47	1436.1	1626	859	809	186	40	509	23	979	50	2	.286
DETROIT	69	92	5.17	161	4	6	421	33	1421.0	1528	882	817	209	70	583	26	976	43	4	.276
SEATTLE	79	83	5.24	162	7	6	346	40	1433.2	1613	905	834	191	71	684	39	980	63	3	.287
KANSAS CITY	64	97	5.35	161	11	3	416	29	1420.2	1607	921	844	202	68	643	34	831	60	6	.288
TOTALS	122	1141	4.86	1133	109	100	5714	570	20076.2	21539	11853	10832	2619	795	8296	428	13914	748	65	.275

## CLUB FIELDING

CLUB	PCT	G	PO	A	E	TC	DP	TP	PB
BALTIMORE	.986	162	4305	1781	89	6175	191	0	5
MINNESOTA	.985	161	4270	1613	92	5975	150	0	12
CLEVELAND	.983	162	4351	1739	106	6196	154	0	8
ANAHEIM	.983	162	4294	1723	106	6123	156	0	20
TORONTO	.983	162	4317	1664	106	6087	165	0	13
DETROIT	.982	161	4263	1623	106	5992	156	0	12
NEW YORK	.982	162	4319	1577	111	6007	132	0	18
SEATTLE	.981	162	4301	1689	113	6103	182	0	8
TEXAS	.981	162	4309	1729	119	6157	169	1	2
OAKLAND	.980	162	4315	1700	122	6137	166	0	18
KANSAS CITY	.980	161	4262	1727	125	6114	188	0	10
BOSTON	.979	162	4310	1548	127	5985	132	0	31
TAMPA BAY	.978	162	4299	1776	135	6210	198	0	12
CHICAGO	.977	162	4315	1563	136	6014	149	0	14
TOTALS	.981	1133	60230	23452	1593	85275	2288	1	183

# 1999 American League Club Rankings

## CLUB MISC

CLUB	VS LHS	VS RHS	GRASS	ARTIF	DAY	NIGHT	1-RUN	X-INN	vs.N.L.	DOUBLE HEADERS			ATTENDANCE	
										W	L	S	HOME	ROAD
ANAHEIM	19-19	51-73	62-81	8-11	12-19	58-73	23-25	4-8	6-12	1	0	0	2,253,123	2,210,881
BALTIMORE	12-15	66-69	70-71	8-13	23-25	55-59	16-26	8-6	11-7	0	1	1	3,433,150	2,203,282
BOSTON	18-17	76-51	83-57	11-11	36-22	58-46	21-20	4-4	6-12	0	0	1	2,446,162	2,401,772
CHICAGO	16-11	59-75	62-80	13-6	25-28	50-58	20-19	6-9	9-9	2	2	2	1,338,851	2,320,519
CLEVELAND	28-15	69-50	82-56	15-9	27-22	70-43	26-19	7-7	9-9	0	0	0	3,468,460	2,455,295
DETROIT	15-14	54-78	57-76	12-16	22-25	47-67	19-22	5-5	8-10	0	0	0	2,026,441	2,156,145
KANSAS CITY	15-17	49-80	55-83	9-14	14-32	50-65	11-32	5-10	6-12	0	2	1	1,506,068	2,215,368
MINNESOTA	13-24	50-73	27-39	36-58	19-24	44-73	19-26	6-5	10-7	0	0	0	1,202,829	2,254,232
NEW YORK	19-14	79-50	83-58	15-6	33-24	65-40	22-12	7-2	9-9	0	0	1	3,292,343	2,696,973
OAKLAND	23-17	64-58	75-67	12-8	32-26	55-49	22-19	3-7	12-6	0	0	1	1,434,610	2,249,238
SEATTLE	13-22	66-61	49-59	30-24	22-21	57-62	20-23	5-6	7-11	1	0	0	2,916,803	2,446,783
TAMPA BAY	8-23	61-70	29-35	40-58	21-22	48-71	27-20	3-6	4-14	0	1	0	1,696,294	2,206,903
TEXAS	20-10	75-57	74-64	21-3	17-18	78-49	24-16	6-2	10-8	1	1	0	2,774,511	2,075,373
TORONTO	13-15	71-63	33-26	51-52	26-26	58-52	26-18	6-3	9-9	0	0	0	2,163,473	2,186,949

## WON AT HOME

CLUB	OAK	TEX	BOS	NYY	CLE	SEA	BAL	TOR	CWS	DET	ANA	KC	TB	MIN	NL	WON	LOST	PCT
OAKLAND	-	4	4	2	1	4	4	2	4	2	3	5	5	4	8	52	29	.642
TEXAS	5	-	3	2	4	4	3	1	3	4	3	5	2	6	6	51	30	.630
BOSTON	2	4	-	4	3	4	2	4	4	5	6	3	1	3	4	49	32	.605
NEW YORK	2	4	2	-	4	5	4	5	4	5	2	1	3	2	5	48	33	.593
CLEVELAND	5	1	1	1	-	4	6	1	4	4	4	4	4	4	4	47	34	.580
SEATTLE	4	2	1	0	1	-	5	4	4	4	3	2	4	5	4	43	38	.531
BALTIMORE	3	3	1	1	1	4	-	1	4	2	4	4	3	5	5	41	40	.506
TORONTO	0	1	1	1	2	0	6	-	1	5	6	3	5	3	6	40	41	.494
CHICAGO	3	4	3	3	1	2	1	1	-	3	3	2	4	4	4	38	42	.475
DETROIT	2	3	4	4	3	1	3	1	2	-	3	5	1	2	4	38	43	.469
ANAHEIM	5	3	1	2	1	3	1	3	4	2	-	3	4	3	2	37	44	.457
KANSAS CITY	5	3	1	3	3	3	2	2	2	3	2	-	1	2	3	33	47	.413
TAMPA BAY	0	0	4	1	2	2	4	3	2	3	3	5	-	2	2	33	48	.407
MINNESOTA	5	0	3	2	1	3	0	3	2	2	1	3	1	-	5	31	50	.383
NATIONAL LEAGUE	5	5	7	5	4	6	3	6	4	5	5	5	7	3	-	70	55	.560
LOST ON ROAD	46	37	36	31	31	45	44	37	44	49	48	50	45	47	61	651	606	.518

## WON ON ROAD

CLUB	NYY	CLE	BOS	TOR	TEX	CWS	BAL	TB	SEA	OAK	ANA	MIN	DET	KC	NL	WON	LOST	PCT
NEW YORK	-	3	2	5	4	3	5	5	4	4	2	4	2	3	4	50	31	.617
CLEVELAND	2	-	3	4	2	5	3	1	3	5	5	4	3	5	50	31	.617	
BOSTON	4	5	-	5	0	3	5	3	3	2	3	3	2	5	2	45	36	.556
TORONTO	1	5	2	-	3	3	5	3	2	2	3	3	5	4	3	44	37	.543
TEXAS	2	3	2	5	-	2	3	6	4	2	3	6	1	1	4	44	37	.543
CHICAGO	2	2	2	5	1	-	2	2	2	0	2	4	4	4	5	37	44	.457
BALTIMORE	3	0	4	0	3	3	-	2	1	2	5	3	3	2	6	37	44	.457
TAMPA BAY	3	2	5	2	4	2	3	-	2	1	2	3	2	3	2	36	45	.444
SEATTLE	1	2	2	3	3	4	0	4	-	2	3	3	3	3	3	36	45	.444
OAKLAND	2	1	2	6	1	3	3	4	2	-	1	4	1	4	1	36	46	.432
ANAHEIM	4	0	0	0	3	1	2	3	3	3	-	3	3	4	4	33	48	.407
MINNESOTA	2	2	1	1	0	1	1	4	1	2	3	-	4	5	5	32	47	.405
DETROIT	1	2	1	1	2	3	2	3	2	2	4	-	2	4	1	31	49	.388
KANSAS CITY	2	2	1	1	1	4	2	1	4	1	3	4	-	4	3	31	50	.383
NATIONAL LEAGUE	4	5	5	3	3	5	4	7	5	1	7	4	5	7	-	65	61	.516
LOST AT HOME	33	34	32	41	30	42	40	48	38	29	44	50	43	47	55	606	651	.482

## HOME RUNS BY CLUB

CLUB	SEA	OAK	TEX	TOR	DET	CLE	BAL	NYY	BOS	CWS	ANA	KC	TB	MIN	NL	HIT	ALLWD
SEATTLE	-	12	14	20	14	12	19	8	11	20	21	23	18	30	22	244	191
OAKLAND	16	-	17	18	22	18	21	11	11	12	10	18	18	14	29	235	160
TEXAS	16	15	-	17	16	18	22	11	11	22	13	8	19	21	21	230	186
TORONTO	16	11	16	-	21	20	21	9	7	8	19	13	14	16	21	212	191
DETROIT	13	11	16	16	-	13	15	7	25	12	9	20	8	15	32	212	209
CLEVELAND	14	22	9	16	16	-	14	14	12	18	12	15	10	13	24	209	197
BALTIMORE	5	14	20	15	18	7	-	18	4	24	17	11	11	13	26	203	198
NEW YORK	13	14	18	14	13	15	18	-	13	10	11	4	16	12	22	193	158
BOSTON	13	6	6	13	22	17	17	16	-	11	7	9	8	12	19	176	160
CHICAGO	13	10	5	7	16	11	9	12	12	-	12	14	10	12	19	162	210
ANAHEIM	13	8	15	15	12	13	12	9	2	12	-	14	10	9	14	158	177
KANSAS CITY	17	13	7	6	6	12	10	13	7	19	13	-	5	8	15	151	202
TAMPA BAY	12	6	19	14	5	8	7	7	17	9	7	14	-	4	16	145	172
MINNESOTA	9	5	5	4	12	11	3	3	5	8	4	13	7	-	16	105	208
TOTALS OFF PITCHING	170	147	167	175	193	175	188	138	137	185	155	176	154	179	296	2635	2619

# 1999 American League Batting Leaders

## BATTING AVERAGE

.357	Garciaparr,N	BOS
.349	Jeter,D	NYY
.342	Williams,B	NYY
.337	Martinez,E	SEA
.333	Ramirez,M	CLE
.333	Vizquel,O	CLE
.332	Rodriguez,I	TEX
.328	Fernandez,T	TOR
.326	Gonzalez,J	TEX
.324	Palmeiro,R	TEX

## RUNS

138	Alomar,R	CLE
134	Jeter,D	NYY
134	Green,S	TOR
131	Ramirez,M	CLE
123	Griffey Jr,K	SEA
120	Knoblauch,C	NYY
116	Rodriguez,I	TEX
116	Williams,B	NYY
115	Giambi,J	OAK
114	Gonzalez,J	TEX

## DOUBLES

45	Green,S	TOR
44	Dye,J	KC
44	Sweeney,M	KC
42	Garciaparr,N	BOS
41	Zelle,T	TEX
41	Fernandez,T	TOR
41	Greer,R	TEX
40	Alomar,R	CLE
39	(04) PLAYERS TIED	

## WALKS

127	Thome,J	CLE
105	Giambi,J	OAK
101	Jaha,J	OAK
101	Belle,A	BAL
100	Williams,B	NYY
99	Alomar,R	CLE
97	Martinez,E	SEA
97	Palmeiro,R	TEX
96	(04) PLAYERS TIED	
	.418	

## OUTFIELD ASSISTS

17	Dye,J	KC
17	Belle,A	BAL
16	Surhoff,B	BAL
16	Beltran,C	KC
15	Hunter,B	SEA
13	Stairs,M	OAK
12	Ordonez,M	CWS
11	Lofton,K	CLE
10	(03) PLAYERS TIED	

## HOME RUNS

48	Griffey Jr,K	SEA
47	Palmeiro,R	TEX
44	Ramirez,M	CLE
44	Delgado,C	TOR
42	Rodriguez,A	SEA
42	Green,S	TOR
39	Gonzalez,J	TEX
38	Fernandez,T	OAK
38	Palmer,D	DET
37	Belle,A	BAL

## HITS

219	Jeter,D	NYY
207	Surhoff,B	BAL
202	Williams,B	NYY
200	Velarde,R	OAK
199	Rodriguez,I	TEX
197	Randa,J	KC
194	Beltran,C	KC
191	Vizquel,O	CLE
190	Garciaparr,N	BOS
190	Green,S	TOR

## TRIPLES

11	Offerman,J	BOS
9	Febles,C	KC
9	Damon,J	KC
9	Jeter,D	NYY
8	Durham,R	CWS
8	Dye,J	KC
8	Polonia,L	DET
8	Randa,J	KC
7	(05) PLAYERS TIED	

## ON BASE PERCENTAGE

.447	Martinez,E	SEA
.442	Ramirez,M	CLE
.438	Jeter,D	NYY
.435	Williams,B	NYY
.427	Fernandez,T	TOR
.426	Thome,J	CLE
.425	Alomar,R	CLE
.422	Giambi,J	OAK
.420	Palmeiro,R	TEX
	Garciaparr,N	BOS

## RUNS BATTED IN

165	Ramirez,M	CLE
148	Palmeiro,R	TEX
134	Griffey Jr,K	SEA
134	Delgado,C	TOR
128	Gonzalez,J	TEX
123	Giambi,J	OAK
123	Green,S	TOR
120	Alomar,R	CLE
119	Dye,J	KC
117	(02) PLAYERS TIED	

## TOTAL BASES

361	Green,S	TOR
356	Palmeiro,R	TEX
349	Griffey Jr,K	SEA
346	Jeter,D	NYY
346	Ramirez,M	CLE
338	Gonzalez,J	TEX
335	Rodriguez,I	TEX
331	Surhoff,B	BAL
330	Belle,A	BAL
327	Delgado,C	TOR

## STOLEN BASES

44	Hunter,B	SEA
42	Vizquel,O	CLE
39	Goodwin,T	TEX
37	Stewart,S	TOR
37	Alomar,R	CLE
36	Damon,J	KC
36	Anderson,B	BAL
34	Durham,R	CWS
33	Encarnacio,J	DET
32	Bush,H	TOR

## SLUGGING PERCENTAGE

.663	Ramirez,M	CLE
.630	Palmeiro,R	TEX
.603	Garciaparr,N	BOS
.601	Gonzalez,J	TEX
.588	Green,S	TOR
.586	Rodriguez,A	SEA
.576	Griffey Jr,K	SEA
.571	Delgado,C	TOR
.563	Canseco,J	TB
.558	Rodriguez,I	TEX

## MULTI-HIT GAMES

67	Jeter,D	NYY
62	Vizquel,O	CLE
62	Surhoff,B	BAL
58	Stewart,S	TOR
58	Williams,B	NYY
57	Rodriguez,I	TEX
57	Ordonez,M	CWS
56	Velarde,R	OAK
56	Palmeiro,R	TEX
56	Green,S	TOR

## GRAND SLAMS

3	Rodriguez,A	SEA
3	Thome,J	CLE
3	Palmeiro,R	TEX
2	(14) PLAYERS TIED	

## HITTING STREAKS

28	Green,S	TOR
	06/29 - 07/31	
26	Stewart,S	TOR
	08/01 - 08/29	
25	Sweeney,M	KC
	07/18 - 08/13	
21	Thomas,F	CWS
	05/24 - 06/15	
21	Surhoff,B	BAL
	05/29 - 06/20	

## EXTRA BASE HITS

87	Green,S	TOR
83	Delgado,C	TOR
81	Ramirez,M	CLE
79	Dye,J	KC
78	Palmeiro,R	TEX
77	Griffey Jr,K	SEA
76	Gonzalez,J	TEX
74	Belle,A	BAL
73	Garciaparr,N	BOS
70	(02) PLAYERS TIED	

# 1999 American League Batting Leaders

## CAUGHT STEALING

14	Caruso,M	CWS
14	Stewart,S	TOR
12	Encarnacio,J	DET
12	Rodriguez,I	TEX
12	Offerman,J	BOS
11	Durham,R	CWS
11	Goodwin,T	TEX
10	Walker,T	MIN
10	Lewis,D	BOS
10	Williams,B	NYN

## SACRIFICE BUNTS

17	Vizquel,O	CLE
14	Cruz,D	DET
14	Lewis,D	BOS
12	Febles,C	KC
12	Alomar,R	CLE
11	Caruso,M	CWS
10	Sanchez,R	KC
10	Martinez,D	TB
10	Wilson,D	SEA
9	(05) PLAYERS TIED	

## SACRIFICE FLIES

13	Alomar,R	CLE
12	Gonzalez,J	TEX
10	Beltran,C	KC
10	Flaherty,J	TB
10	Bordick,M	BAL
10	O'Neill,P	NYN
9	Brosius,S	NYN
9	Palmeiro,R	TEX
9	Ramirez,M	CLE
8	(08) PLAYERS TIED	

## STRIKEOUTS

171	Thome,J	CLE
153	Palmer,D	DET
<b>143</b>	<b>Glaus,T</b>	<b>ANA</b>
141	Delgado,C	TOR
135	Canseco,J	TB
133	Clark,T	DET
132	Stevens,L	TEX
131	Ramirez,M	CLE
129	Jaha,J	OAK
<b>127</b>	<b>Vaughn,M</b>	<b>ANA</b>

## GROUNDED INTO DP

31	Rodriguez,I	TEX
25	Bordick,M	BAL
24	O'Neill,P	NYN
24	Ordonez,M	CWS
22	Cordova,M	MIN
21	Sweeney,M	KC
21	O'Leary,T	BOS
20	Zelle,T	TEX
19	(05) PLAYERS TIED	

## INTENTIONAL WALKS

17	Griffey Jr,K	SEA
17	Williams,B	NYN
15	Belle,A	BAL
14	Palmeiro,R	TEX
13	Thome,J	CLE
13	Thomas,F	CWS
11	Justice,D	CLE
11	McGriff,F	TB
11	Fernandez,T	TOR
10	Stevens,L	TEX

## HIT BY PITCH

24	Anderson,B	BAL
21	Knoblauch,C	NYN
19	Easley,D	DET
15	Delgado,C	TOR
15	Saenz,O	OAK
14	Ausmus,B	DET
13	Ramirez,M	CLE
12	Jeter,D	NYN
11	(03) PLAYERS TIED	

## AT-BATS

673	Surhoff,B	BAL
663	Beltran,C	KC
631	Bordick,M	BAL
631	Velarde,R	OAK
628	Randa,J	KC
627	Jeter,D	NYN
624	Ordonez,M	CWS
<b>620</b>	<b>Anderson,G</b>	<b>ANA</b>
614	Green,S	TOR
612	Durham,R	CWS

## HARDEST TO FAN

(PLATE APP. PER SO)		
15.7	Caruso,M	CWS
15.3	Garciparr,N	BOS
13.4	Sweeney,M	KC
13.3	Vizquel,O	CLE
13.2	Damon,J	KC
12.5	Knoblauch,C	NYN
11.8	Singleton,C	CWS
11.0	Cairo,M	TB
10.8	Sanchez,R	KC
10.6	Ordonez,M	CWS

## RBI RATIO

(AT-BATS PER RBI)		
3.2	Ramirez,M	CLE
3.8	Palmeiro,R	TEX
4.1	Jaha,J	OAK
4.1	Sexson,R	CLE
4.3	Delgado,C	TOR
4.4	Gonzalez,J	TEX
4.5	Rodriguez,A	SEA
4.5	Griffey Jr,K	SEA
4.5	Canseco,J	TB
4.6	Thome,J	CLE

## HOME RUN RATIO


(AT-BATS PER HOME RUN)		
11.9	Ramirez,M	CLE
12.0	Rodriguez,A	SEA
12.0	Palmeiro,R	TEX
12.6	Griffey Jr,K	SEA
12.6	Canseco,J	TB
13.0	Delgado,C	TOR
13.1	Jaha,J	OAK
14.0	Stairs,M	OAK
14.4	Gonzalez,J	TEX
14.6	Green,S	TOR

## HARDEST TO DOUBLE UP

(AT-BATS PER GIDP)		
94.0	Lewis,D	BOS
94.0	Anderson,B	BAL
88.2	Caruso,M	CWS
86.1	Knoblauch,C	NYN
85.7	Martinez,D	TB
85.3	Bell,D	SEA
82.3	Thome,J	CLE
77.5	Clayton,R	TEX
77.5	Lofton,K	CLE
75.8	Griffey Jr,K	SEA

## GAMES PLAYED

162	Surhoff,B	BAL
161	Belle,A	BAL
160	Bordick,M	BAL
160	Griffey Jr,K	SEA
159	Tejada,M	OAK
159	Martinez,T	NYN
159	Alomar,R	CLE
158	(05) PLAYERS TIED	



Gary DiSarcina

# 1999 American League Pitching Leaders

## EARNED RUN AVERAGE

2.07	Martinez,P	BOS
3.44	Cone,D	NYN
3.50	Mussina,M	BAL
3.75	Radke,B	MIN
3.85	Rosado,J	KC
3.87	Moyer,J	SEA
3.95	Colon,B	CLE
4.00	Sirotko,M	CWS
4.07	Garcia,F	SEA
4.12	Hernandez,O	NYN

## SAVES

45	Rivera,M	NYN
43	Hernandez,R	TB
43	Wetteland,J	TEX
39	Jackson,M	CLE
33	Mesa,J	SEA
31	Koch,B	TOR
<b>31</b>	<b>Percival,T</b>	<b>ANA</b>
30	Jones,T	DET
28	Howry,B	CWS
27	Timlin,M	BAL

## GAMES

76	Groom,B	OAK
76	Wells,B	MIN
75	Trombley,M	MIN
74	Lowe,D	BOS
74	Lloyd,G	TOR
73	Stanton,M	NYN
72	Shuey,P	CLE
72	Hernandez,R	TB
72	Jackson,M	CLE
70	(03) PLAYERS TIED	

## WINNING PERCENTAGE

.852	Martinez,P	BOS	(23-04)
.783	Colon,B	CLE	(18-05)
.720	Mussina,M	BAL	(18-07)
.680	Garcia,F	SEA	(17-08)
.667	Sele,A	TEX	(18-09)
.654	Hernandez,O	NYN	(17-09)
.636	Moyer,J	SEA	(14-08)
.630	Wells,D	TOR	(17-10)
.625	Burba,D	CLE	(15-09)
.625	Saberhagen,B	BOS	(10-06)

## WINS

23	Martinez,P	BOS
18	Colon,B	CLE
18	Mussina,M	BAL
18	Sele,A	TEX
17	Hernandez,O	NYN
17	Garcia,F	SEA
17	Nagy,C	CLE
17	Wells,D	TOR
16	Appier,K	OAK
15	(03) PLAYERS TIED	

## GAMES STARTED

35	Helling,R	TEX
34	Milton,E	MIN
34	Erickson,S	BAL
34	Hentgen,P	TOR
34	Burba,D	CLE
34	Appier,K	OAK
34	Wells,D	TOR
33	(09) PLAYERS TIED	

## INNINGS PITCHED

231.2	Wells,D	TOR
230.1	Erickson,S	BAL
228.0	Moyer,J	SEA
220.0	Burba,D	CLE
219.1	Helling,R	TEX
218.2	Radke,B	MIN
214.1	Hernandez,O	NYN
213.1	Martinez,P	BOS
<b>213.1</b>	<b>Finley,C</b>	<b>ANA</b>
210.0	Ponson,S	BAL

## SHUTOUTS

3	Erickson,S	BAL
2	Milton,E	MIN
2	Moehler,B	DET
2	Witt,B	TB
2	Sele,A	TEX
1	(16) PLAYERS	TIED

## WINNING STREAKS

10	Karsay,S	CLE
	04/10 - 08/19	
9	Zimmerman,J	TEX
	04/14 - 08/02	
9	Halama,J	SEA
	04/30 - 08/03	
9	Martinez,P	BOS
	04/20 - 06/04	
8	(04) STREAKS	TIED

## COMPLETE GAMES


7	Wells,D	TOR
6	Ponson,S	BAL
6	Erickson,S	BAL
5	Milton,E	MIN
5	Rosado,J	KC
5	Martinez,P	BOS
4	(06) PLAYERS	TIED

## STRIKEOUTS

313	Martinez,P	BOS
<b>200</b>	<b>Finley,C</b>	<b>ANA</b>
186	Sele,A	TEX
177	Cone,D	NYN
174	Burba,D	CLE
172	Mussina,M	BAL
170	Garcia,F	SEA
169	Wells,D	TOR
163	Milton,E	MIN
163	Clemens,R	NYN

## OPPONENTS AVERAGE AGAINST

.205	Martinez,P	BOS
.229	Cone,D	NYN
.233	Hernandez,O	NYN
.242	Colon,B	CLE
.243	Milton,E	MIN
<b>.246</b>	<b>Finley,C</b>	<b>ANA</b>
.248	Rosado,J	KC
.254	Burba,D	CLE
.261	Clemens,R	NYN
.263	Garcia,F	SEA



Ramon Ortiz

# 1999 American League Pitching Leaders

## HITS ALLOWED

246	Wells,D	TOR
244	Erickson,S	BAL
244	Sele,A	TEX
239	Radke,B	MIN
238	Nagy,C	CLE
238	Hawkins,L	MIN
236	Sirotko,M	CWS
235	Moyer,J	SEA
230	Appier,K	OAK
229	Moehler,B	DET

## LOSSES

16	Moehler,B	DET
15	Parque,J	CWS
15	Witt,B	TB
14	Rosado,J	KC
14	Appier,K	OAK
14	Fassero,J	TEX
14	Radke,B	MIN
14	Hawkins,L	MIN
13	(03) PLAYERS TIED	

## HOME RUNS ALLOWED

41	Helling,R	TEX
35	Ponson,S	BAL
35	Fassero,J	TEX
34	Baldwin,J	CWS
32	Hentgen,P	TOR
32	Wells,D	TOR
30	Burba,D	CLE
29	Navarro,J	CWS
29	Blair,W	DET
29	Hawkins,L	MIN

## FEWEST WALKS PER 9 INNINGS

1.5	Heredia,G	OAK
1.6	Martinez,P	BOS
1.8	Radke,B	MIN
1.9	Moyer,J	SEA
2.3	Mussina,M	BAL
2.4	Wells,D	TOR
2.4	Irabu,H	NYG
2.5	Sirotko,M	CWS
2.6	Nagy,C	CLE
2.7	Suppan,J	KC

## WILD PITCHES

15	Finley,C	ANA
13	Burba,D	CLE
13	Candiotti,T	OAK
12	Garcia,F	SEA
11	Suzuki,M	KC
11	Snyder,J	CWS
11	Baldwin,J	CWS
10	Erickson,S	BAL
10	Appier,K	OAK
9	(06) PLAYERS TIED	

## HIT BATSMEN

17	Weaver,J	DET
14	Arrojo,R	TB
12	Rupe,R	TB
12	Sele,A	TEX
12	Mlicki,D	DET
11	Erickson,S	BAL
11	Navarro,J	CWS
11	Cone,D	NYG
10	(03) PLAYERS TIED	

## EARNED RUNS

129	Hawkins,L	MIN
125	Fassero,J	TEX
124	Wells,D	TOR
123	Erickson,S	BAL
120	Appier,K	OAK
118	Helling,R	TEX
117	Witt,B	TB
113	Baldwin,J	CWS
111	Nagy,C	CLE
110	(03) PLAYERS TIED	

## STRIKEOUTS PER 9 INNINGS

13.2	Martinez,P	BOS
8.4	Finley,C	ANA
8.2	Cone,D	NYG
8.2	Sele,A	TEX
7.8	Clemens,R	NYG
7.6	Mussina,M	BAL
7.6	Garcia,F	SEA
7.1	Burba,D	CLE
7.1	Milton,E	MIN
7.1	(02) PLAYERS TIED	

## BALKS

3	Nitkowski,C	DET
3	Garcia,F	SEA
2	(10) PLAYERS TIED	

## WALKS

99	Erickson,S	BAL
96	Burba,D	CLE
96	Witt,B	TB
94	Finley,C	ANA
90	Garcia,F	SEA
90	Cone,D	NYG
90	Clemens,R	NYG
89	Pettitte,A	NYG
87	Hernandez,O	NYG
85	Helling,R	TEX

## RUNS ALLOWED


136	Hawkins,L	MIN
135	Fassero,J	TEX
132	Wells,D	TOR
131	Appier,K	OAK
130	Witt,B	TB
127	Helling,R	TEX
127	Erickson,S	BAL
126	Navarro,J	CWS
120	Nagy,C	CLE
119	(02) PLAYERS TIED	

## OPPONENTS AVERAGE AGAINST

.205	Martinez,P	BOS
.229	Cone,D	NYG
.233	Hernandez,O	NYG
.242	Colton,B	CLE
.243	Milton,E	MIN
.246	Finley,C	ANA
.248	Rosado,J	KC
.254	Burba,D	CLE
.261	Clemens,R	NYG
.263	Garcia,F	SEA

## GAMES FINISHED

66	Hernandez,R	TB
65	Jackson,M	CLE
63	Rivera,M	NYG
62	Jones,T	DET
60	Mesa,J	SEA
59	Wetteland,J	TEX
56	Trombly,M	MIN
54	Howry,B	CWS
52	Timlin,M	BAL
50	Percival,T	ANA



Darin Erstad

# 1999 National League Rankings

## CLUB BATTING

CLUB	GI																								
	AVG	G	AB	R	OR	H	TB	2B	3B	HR	GS	RBI	SH	SF	HP	BB	IBB	SO	SB	CS	DP	LOB	SHO	SLG	OBP
COLORADO	.268	162	5717	906	1028	1644	2696	305	39	223	2	863	54	46	43	508	31	863	70	43	125	1144	3	472	348
NEW YORK	.279	163	5572	853	711	1553	2421	297	14	181	8	814	63	54	48	717	53	994	150	61	149	1267	5	434	363
ARIZONA	.277	162	5658	908	676	1566	2585	289	46	216	8	865	61	60	48	588	52	1045	137	39	94	1169	6	459	347
PHILADELPHIA	.275	162	5588	841	846	1539	2412	302	44	161	3	797	70	41	46	631	37	1081	125	35	127	1221	7	431	351
MILWAUKEE	.273	161	5582	815	886	1524	2378	299	30	165	2	777	87	51	55	658	44	1065	81	33	110	1276	6	426	353
CINCINNATI	.272	163	5649	865	711	1536	2549	312	37	209	2	820	70	44	45	569	37	1125	164	54	107	1168	3	451	341
SAN FRANCISCO	.271	162	5563	872	831	1507	2414	307	18	188	4	828	87	42	60	696	40	1028	109	56	129	1230	2	434	356
HOUSTON	.267	162	5485	823	675	1463	2306	293	23	168	5	784	79	58	52	728	57	1138	166	75	127	1252	5	420	355
ATLANTA	.266	162	5569	840	661	1481	2427	309	23	197	2	791	74	47	53	608	62	962	148	66	120	1155	6	436	341
LOS ANGELES	.266	162	5567	793	787	1480	2340	253	23	187	4	761	74	51	52	594	34	1030	167	68	109	1173	6	420	339
MONTREAL	.265	162	5559	718	853	1473	2376	320	47	163	2	680	71	28	53	438	39	939	70	51	138	1094	8	427	323
FLORIDA	.263	162	5578	691	852	1485	2203	266	44	128	5	655	44	56	59	479	30	1145	92	46	119	1159	7	395	325
ST. LOUIS	.262	161	5570	809	838	1461	2371	274	27	194	6	783	75	44	51	613	51	1202	134	48	110	1188	4	426	338
PITTSBURGH	.259	161	5468	775	782	1417	2292	282	40	171	3	735	87	45	60	573	40	1197	112	44	111	1157	7	419	334
CHICAGO	.257	162	5482	747	920	1411	2303	255	35	189	3	717	65	44	39	571	38	1170	50	44	120	1130	7	420	329
SAN DIEGO	.252	162	5394	710	781	1386	2119	256	22	153	1	671	36	40	35	631	31	1163	174	67	132	1139	10	393	332
<b>TOTALS</b>	<b>.268</b>	<b>89011</b>	<b>12838</b>	<b>38202</b>	<b>512</b>	<b>60</b>	<b>1097</b>	<b>799</b>	<b>676</b>	<b>1959</b>	<b>1927</b>	<b>92</b>	<b>342</b>												
	<b>1296</b>	<b>12966</b>	<b>23880</b>	<b>4619</b>	<b>2893</b>	<b>12321</b>	<b>751</b>	<b>9602</b>	<b>17153</b>	<b>830</b>	<b>18922</b>	<b>429</b>													

## CLUB PITCHING

CLUB	OPP																			
	W	L	ERA	G	CG	SHO	REL	SV	IP	H	R	ER	HR	HB	BB	IBB	SO	WP	BK	AVG
ATLANTA	103	59	3.63	162	9	9	394	45	1471.0	1396	861	593	142	26	507	55	1197	34	3	251
ARIZONA	100	62	3.77	162	16	9	382	42	1467.1	1387	676	615	176	49	543	48	1198	39	10	249
HOUSTON	97	65	3.83	162	12	8	339	48	1458.2	1485	675	620	128	40	478	17	1204	54	0	267
CINCINNATI	96	67	3.95	163	6	11	381	55	1482.0	1309	711	647	190	45	636	46	1081	65	3	241
NEW YORK	97	66	4.27	163	5	7	439	49	1456.2	1372	711	691	167	52	617	53	1172	38	4	252
PITTSBURGH	78	83	4.33	161	8	3	425	34	1433.1	1444	782	689	160	51	633	54	1083	54	10	263
LOS ANGELES	77	85	4.45	162	8	6	399	37	1453.0	1438	787	718	192	62	594	26	1077	53	9	258
SAN DIEGO	74	88	4.47	162	5	6	403	43	1420.1	1454	781	705	193	35	529	48	1078	73	5	266
MONTREAL	68	94	4.69	162	6	4	432	44	1434.1	1505	853	748	152	60	572	39	1043	46	8	270
SAN FRANCISCO	86	76	4.71	162	6	3	450	42	1456.1	1486	831	762	194	51	655	41	1076	62	7	285
ST. LOUIS	75	86	4.74	161	5	3	454	38	1445.1	1519	838	761	161	63	667	38	1025	60	9	273
FLORIDA	64	98	4.90	162	6	5	453	33	1435.2	1560	852	781	171	54	655	54	943	46	12	281
PHILADELPHIA	77	85	4.92	162	11	6	441	32	1438.1	1494	846	787	212	58	622	24	1030	67	10	269
MILWAUKEE	74	87	5.07	161	2	5	453	40	1442.2	1618	886	813	213	51	616	42	987	64	10	284
CHICAGO	67	95	5.27	162	11	6	441	32	1430.2	1619	920	837	221	27	529	48	980	59	9	286
COLORADO	72	90	6.01	162	12	2	420	33	1429.0	1700	1028	955	237	60	737	46	1032	70	3	301
<b>TOTALS</b>	<b>1305</b>	<b>1286</b>	<b>4.56</b>	<b>1296</b>	<b>128</b>	<b>93</b>	<b>6706</b>	<b>647</b>	<b>23134.2</b>	<b>23788</b>	<b>12838</b>	<b>11722</b>	<b>2909</b>	<b>784</b>	<b>9595</b>	<b>679</b>	<b>17206</b>	<b>684</b>	<b>112</b>	<b>267</b>

## CLUB FIELDING

CLUB	PCT	G	PO	A	E	TC	DP	TP	PB
NEW YORK	.989	163	4370	1607	68	6045	147	0	10
PHILADELPHIA	.983	162	4315	1590	100	6013	144	1	13
HOUSTON	.983	162	4376	1732	106	6214	175	0	9
ARIZONA	.983	162	4402	1590	104	6096	132	0	17
SAN FRANCISCO	.983	162	4369	1630	105	6104	155	1	8
CINCINNATI	.983	163	4386	1551	105	6042	139	0	11
ATLANTA	.982	162	4413	1658	111	6182	127	0	10
COLORADO	.981	162	4287	1737	116	6142	189	0	9
MILWAUKEE	.979	161	4328	1669	127	6124	146	1	13
FLORIDA	.979	162	4307	1687	127	6121	150	0	10
SAN DIEGO	.979	162	4261	1639	129	6023	151	0	15
ST. LOUIS	.978	161	4336	1634	132	6102	163	0	9
LOS ANGELES	.976	162	4359	1725	137	6221	137	0	13
CHICAGO	.977	162	4292	1597	139	6028	135	0	14
PITTSBURGH	.976	161	4300	1746	147	6193	179	0	9
MONTREAL	.974	162	4303	1618	160	6081	125	0	16
<b>TOTALS</b>	<b>.980</b>	<b>1296</b>	<b>69404</b>	<b>26412</b>	<b>1915</b>	<b>97731</b>	<b>2394</b>	<b>3</b>	<b>185</b>

## CLUB PINCH HITTING

CLUB	GI																				
	AVG	AB	R	H	TB	2B	3B	HR	RBI	SH	SF	HP	BB	IBB	SO	SB	CS	DP	LOB	SHO	SLG
ARIZONA	.319	188	29	60	87	10	1	5	41	1	3	5	20	2	47	3	1	7	483	394	
COLORADO	.278	259	36	72	113	14	0	9	45	3	2	4	24	0	81	3	1	10	436	346	
LOS ANGELES	.271	188	22	51	76	9	2	4	32	6	2	4	31	0	52	2	2	4	404	382	
CINCINNATI	.257	214	25	55	84	11	0	6	37	4	1	0	25	3	56	3	0	4	393	333	
PHILADELPHIA	.255	204	31	52	84	13	2	5	29	3	1	0	29	4	50	3	0	6	412	346	
MONTREAL	.254	205	21	52	77	8	4	3	34	4	2	0	30	0	37	1	2	4	376	346	
HOUSTON	.234	209	22	49	77	11	1	5	30	5	0	0	27	2	65	5	2	2	368	322	
PITTSBURGH	.229	210	21	48	77	7	2	6	25	0	1	2	25	4	76	2	1	6	367	315	
MILWAUKEE	.227	247	22	56	77	7	1	4	30	0	2	2	31	3	69	3	1	6	312	316	
SAN FRANCISCO	.216	194	21	42	62	8	0	4	29	4	1	5	29	2	47	3	1	3	320	329	
CHICAGO	.211	270	28	57	89	8	0	8	28	2	3	4	30	0	88	2	0	9	330	296	
ATLANTA	.208	226	16	47	64	8	0	3	30	6	5	2	26	3	51	7	0	9	283	290	
ST. LOUIS	.208	231	14	48	66	9	0	3	26	2	1	2	24	3	56	2	1	7	286	287	
FLORIDA	.205	229	21	47	83	12	0	8	26	0	3	0	23	0	64	0	0	2	362	275	
SAN DIEGO	.203	251	21	51	80	8	0	7	41	1	4	1	33	1	69	2	1	4	319	294	
NEW YORK	.198	257	26	51	74	15	1	2	24	1	3	5	42	5	82	3	3	7	288	319	
<b>TOTALS</b>	<b>.234</b>	<b>3582</b>	<b>376</b>	<b>838</b>	<b>1270</b>	<b>158</b>	<b>14</b>	<b>82</b>	<b>507</b>	<b>42</b>	<b>34</b>	<b>36</b>	<b>448</b>	<b>32</b>	<b>960</b>	<b>44</b>	<b>16</b>	<b>90</b>	<b>355</b>	<b>322</b>	

# 1999 National League Club Rankings

## WON AT HOME

CLUB	ATL	ARI	HOU	SF	NY	SD	PIT	CIN	PHI	COL	STL	LA	FLA	MON	CHI	MIL	AL	WON	LOST	PCT
ATLANTA	-	3	3	2	5	3	5	6	4	2	5	1	5	4	1	2	5	56	25	.691
ARIZONA	1	-	2	4	4	6	2	0	5	3	2	5	5	4	4	1	3	52	29	.642
HOUSTON	1	3	-	2	1	6	4	1	2	3	3	4	2	4	4	5	50	32	.610	
SAN FRANCISCO	4	1	3	-	1	4	2	1	4	6	4	2	5	2	4	2	4	49	32	.605
NEW YORK	2	0	3	5	-	5	0	4	2	2	1	5	3	3	2	7	49	32	.605	
SAN DIEGO	4	1	1	3	1	-	4	2	1	6	1	5	4	2	2	3	6	46	35	.568
PITTSBURGH	2	1	5	3	1	1	-	3	3	4	8	4	2	4	5	0	4	45	36	.556
CINCINNATI	1	5	4	2	2	2	4	-	2	4	5	1	4	2	3	3	1	45	37	.549
PHILADELPHIA	2	1	0	2	4	4	2	2	-	1	1	2	6	2	5	2	5	41	40	.506
COLORADO	3	4	1	3	3	3	0	0	3	-	0	4	3	4	1	5	2	39	42	.481
ST. LOUIS	0	2	4	1	1	5	2	3	3	2	-	2	2	3	2	4	38	42	.475	
LOS ANGELES	2	4	1	4	1	2	1	1	2	2	2	-	2	1	4	2	6	37	44	.457
FLORIDA	2	0	0	3	2	1	2	1	1	4	2	3	-	5	1	3	5	35	45	.438
MONTREAL	2	1	0	3	1	3	1	2	2	1	4	2	3	-	2	2	6	35	46	.432
CHICAGO	2	0	1	1	3	5	5	2	1	2	4	0	1	1	-	3	3	34	47	.420
MILWAUKEE	1	2	3	0	0	2	2	3	4	2	3	1	1	1	3	-	4	32	48	.400
AL	5	5	2	6	4	1	6	3	3	4	3	4	3	7	3	2	-	61	65	.484
LOST ON ROAD	34	33	33	44	34	53	47	30	45	48	44	41	53	48	48	39	70	744	677	.524

## WON ON ROAD

CLUB	CIN	ARI	HOU	NY	ATL	MIL	LA	STL	SF	PHI	PIT	MON	COL	CHI	FLA	SD	AL	WON	LOST	PCT
CINCINNATI	-	3	5	3	0	3	3	3	2	4	3	2	3	5	2	4	6	51	30	.630
ARIZONA	1	-	3	3	3	4	2	2	5	2	3	2	3	3	5	4	4	48	33	.593
HOUSTON	3	1	-	3	0	3	2	2	3	4	1	3	3	5	5	2	7	47	33	.588
NEW YORK	5	2	2	-	1	3	3	3	2	2	2	5	3	3	5	2	5	48	34	.585
ATLANTA	2	2	3	4	-	3	4	3	2	4	1	5	3	1	4	2	4	47	34	.580
MILWAUKEE	3	2	2	2	1	-	1	4	4	1	6	4	1	3	3	1	4	42	39	.519
LOS ANGELES	2	2	2	3	2	5	-	1	4	4	2	4	3	3	0	1	2	40	41	.494
ST. LOUIS	1	2	3	1	1	4	4	-	2	2	3	2	3	2	2	2	3	37	44	.457
SAN FRANCISCO	4	2	1	1	1	3	3	2	-	2	3	3	3	2	0	3	3	37	44	.457
PHILADELPHIA	1	0	1	2	3	2	1	3	0	-	1	4	3	2	5	2	6	36	45	.444
PITTSBURGH	3	1	2	1	1	4	2	4	1	1	-	2	3	1	2	2	3	33	47	.413
MONTREAL	1	2	2	4	2	2	2	1	1	4	2	-	2	3	1	2	2	35	48	.407
COLORADO	2	3	1	1	1	1	4	4	1	2	2	2	-	4	2	1	2	33	48	.407
CHICAGO	3	2	2	0	3	3	2	3	0	1	2	1	2	-	5	1	3	33	48	.407
FLORIDA	0	1	2	1	2	2	4	1	1	1	1	3	0	2	-	2	6	29	53	.354
SAN DIEGO	1	1	0	1	0	2	4	1	2	2	2	1	3	1	2	-	5	28	53	.346
AL	5	3	1	2	4	4	3	5	2	4	2	3	4	6	4	3	-	55	70	.440
LOST AT HOME	37	29	32	32	25	48	44	42	32	40	36	46	42	47	45	35	65	677	744	.476

## HOME RUNS BY CLUB

CLUB	COL	ARI	CIN	ATL	STL	CHI	SF	LA	NY	PIT	HOU	MIL	MON	PHI	SD	FLA	AL	HIT	ALLWD
COLORADO	-	17	10	10	11	13	15	21	11	16	4	21	21	8	20	11	14	223	237
ARIZONA	18	-	6	11	4	12	23	20	11	10	9	16	15	12	14	12	23	216	176
CINCINNATI	14	8	-	9	18	23	15	5	10	11	13	19	6	20	11	9	18	209	190
ATLANTA	14	14	13	-	8	7	10	12	18	7	10	13	12	23	4	14	18	197	142
ST. LOUIS	11	5	12	7	-	20	11	18	9	14	14	12	5	13	13	10	20	194	161
CHICAGO	21	8	14	12	14	-	9	7	10	11	9	25	5	12	6	10	16	189	221
SAN FRANCISCO	18	16	14	6	11	11	-	18	6	10	9	10	4	14	18	10	13	188	194
LOS ANGELES	19	15	10	9	9	15	18	-	8	12	7	5	12	9	13	8	18	187	192
NEW YORK	9	10	17	7	7	11	9	4	-	10	9	15	10	17	14	12	20	181	167
PITTSBURGH	12	9	13	8	7	10	14	17	11	-	8	14	4	12	5	2	25	171	160
HOUSTON	7	9	14	3	13	14	10	8	10	5	-	9	10	9	15	15	17	168	128
MILWAUKEE	9	7	12	5	11	21	6	6	8	15	9	-	9	7	7	11	22	165	213
MONTREAL	15	12	8	9	9	6	9	11	11	7	2	13	-	21	12	3	15	163	152
PHILADELPHIA	15	4	13	9	9	15	7	8	11	2	4	4	9	-	17	15	21	161	212
SAN DIEGO	19	15	6	6	7	10	16	14	3	6	8	12	5	9	-	10	7	153	193
FLORIDA	10	10	8	6	5	14	9	10	7	5	1	7	10	4	9	-	13	128	171
TOTALS OFF PITCHING	211	159	170	117	143	202	181	177	144	141	116	195	137	190	178	152	280	2893	2909

# 1999 National League Batting Leaders

## BATTING AVERAGE

.379	Walker,L	COL
.336	Gonzalez,L	ARI
.335	Abreu,B	PHI
.332	Casey,S	CIN
.326	Cirillo,J	MIL
.326	Grudzielan,M	LA
.325	Everett,C	HOU
.325	Glanville,D	PHI
.320	Helton,T	COL
.319	Jones,C	ATL

## HOME RUNS

65	McGwire,M	STL
63	Sosa,S	CHI
45	Vaughn,G	CIN
45	Jones,C	ATL
42	Guerrero,V	MON
42	Bagwell,J	HOU
40	Piazza,M	NY
39	Giles,B	PIT
38	Bell,J	ARI
37	Walker,L	COL

## RUNS BATTED IN

147	McGwire,M	STL
142	Williams,M	ARI
141	Sosa,S	CHI
133	Bichette,D	CIN
131	Guerrero,V	MON
126	Bagwell,J	HOU
124	Piazza,M	NY
120	Ventura,R	NY
118	Vaughn,G	CIN
115	(03) PLAYERS TIED	

## MULTI-HIT GAMES

66	Casey,S	CIN
64	Cirillo,J	MIL
62	Glanville,D	PHI
61	Gonzalez,L	ARI
60	Perez (Dia,N)	COL
58	Karros,E	LA
58	Alfonzo,E	NY
57	Williams,M	ARI
56	Grace,M	CHI
54	(02) PLAYERS TIED	

## RUNS

143	Bagwell,J	HOU
132	Bell,J	ARI
123	Biggio,C	HOU
123	Alfonzo,E	NY
118	McGwire,M	STL
118	Abreu,B	PHI
116	Jones,C	ATL
114	Helton,T	COL
114	Sosa,S	CHI
112	Gonzalez,L	ARI

## HITS

206	Gonzalez,L	ARI
204	Glanville,D	PHI
198	Cirillo,J	MIL
197	Casey,S	CIN
193	Guerrero,V	MON
193	Perez (Dia,N)	COL
191	Alfonzo,E	NY
190	Williams,M	ARI
188	Biggio,C	HOU
185	Helton,T	COL

## TOTAL BASES

397	Sosa,S	CHI
366	Guerrero,V	MON
363	McGwire,M	STL
359	Jones,C	ATL
339	Helton,T	COL
337	Gonzalez,L	ARI
336	Williams,M	ARI
332	Bagwell,J	HOU
328	Bell,J	ARI
321	Bichette,D	CIN

## GRAND SLAMS

3	Tatis,F	STL
3	Ventura,R	NY
2	Lee,T	ARI
2	Avut,D	FLA
2	Olerud,J	NY
2	Williams,M	ARI
2	McGwire,M	STL
2	Gaetti,G	CHI
1	(42) PLAYERS TIED	

## DOUBLES

56	Biggio,C	HOU
45	Vidro,J	MON
45	Gonzalez,L	ARI
44	Grace,M	CHI
43	Jenkins,G	MIL
42	Casey,S	CIN
41	Young,K	PIT
41	Alfonzo,E	NY
41	Jones,C	ATL
40	(02) PLAYERS TIED	

## TRIPLES

11	Perez (Dia,N)	COL
11	Abreu,B	PHI
10	Finley,S	ARI
10	Womack,T	ARI
9	Kotsay,M	FLA
9	Cameron,M	CIN
8	Gonzalez,A	FLA
8	Martin,A	PIT
7	(04) PLAYERS TIED	

## STOLEN BASES

72	Womack,T	ARI
66	Cedenó,R	NY
51	Young,E	LA
50	Castillo,L	FLA
38	Cameron,M	CIN
38	Reese,P	CIN
37	Rentería,E	STL
37	Henderson,R	NY
36	Mondesi,R	LA
36	Sanders,R	SD

## HITTING STREAKS

31	Guerrero,V	MON	07/27 - 08/26
30	Gonzalez,L	ARI	04/11 - 05/18
25	McEwing,J	STL	06/08 - 07/04
24	Piazza,M	NY	05/25 - 06/22
22	Castillo,L	FLA	08/09 - 09/03

## WALKS

149	Bagwell,J	HOU
133	McGwire,M	STL
126	Jones,C	ATL
125	Olerud,J	NY
109	Abreu,B	PHI
101	Sheffield,G	LA
95	Giles,B	PIT
93	Larkin,B	CIN
91	Burnitz,J	MIL
88	Biggio,C	HOU

## ON BASE PERCENTAGE

.458	Walker,L	COL
.454	Bagwell,J	HOU
.446	Abreu,B	PHI
.441	Jones,C	ATL
.427	Olerud,J	NY
.424	McGwire,M	STL
.423	Henderson,R	NY
.418	Giles,B	PIT
.407	Sheffield,G	LA
.404	Tatis,F	STL

## SLUGGING PERCENTAGE

.710	Walker,L	COL
.697	McGwire,M	STL
.635	Sosa,S	CHI
.633	Jones,C	ATL
.614	Giles,B	PIT
.600	Guerrero,V	MON
.591	Bagwell,J	HOU
.587	Helton,T	COL
.575	Piazza,M	NY
.571	Everett,C	HOU

## EXTRA BASE HITS

89	Sosa,S	CHI
87	McGwire,M	STL
87	Jones,C	ATL
84	Guerrero,V	MON
79	Helton,T	COL
77	Bagwell,J	HOU
76	Finley,S	ARI
76	Bell,J	ARI
75	Gonzalez,L	ARI
75	Giles,B	PIT

## OUTFIELD ASSISTS

19	Kotsay,M	FLA
17	Bichette,D	CIN
15	Hidalgo,R	HOU
15	Guerrero,V	MON
14	Jenkins,G	MIL
13	Walker,L	COL
13	Jones,A	ATL
13	Glanville,D	PHI
11	Everett,C	HOU
10	(03) PLAYERS TIED	

# 1999 National League Batting Leaders

## CAUGHT STEALING

22	Young,E	LA
17	Castillo,L	FLA
17	Cedeno,R	NY
17	Veras,D	SD
14	Benard,M	SF
14	Biggio,C	HOU
14	Henderson,R	NY
13	Sanders,R	SD
13	Womack,T	ARI
12	(02) PLAYERS TIED	

## SACRIFICE BUNTS

17	Reynolds,S	HOU
13	Nunez,A	PIT
13	Brown,K	LA
13	Maddux,G	ATL
13	Lima,J	HOU
12	Karl,S	MIL
12	Schmidt,J	PIT
11	(04) PLAYERS TIED	

## SACRIFICE FLIES

10	Grace,M	CHI
10	Bichette,D	CIN
9	Kotsay,M	FLA
9	Jordan,B	ATL
9	Sheffield,G	LA
9	Bell,J	ARI
9	Alfonzo,E	NY
8	(06) PLAYERS TIED	

## STRIKEOUTS

171	Sosa,S	CHI
156	Wilson,P	FLA
145	Hernandez,J	ATL
145	Cameron,M	CIN
143	Rivera (Mo,R)	SD
141	McGwire,M	STL
137	Vaughn,G	CIN
134	Mondesi,R	LA
132	Brogna,R	PHI
132	Bell,J	ARI

## GROUNDED INTO DP

27	Piazza,M	NY
22	Olerud,J	NY
20	Bell,D	HOU
20	Jones,C	ATL
19	Brogna,R	PHI
18	Barrett,M	MON
18	Guerrero,V	MON
18	Bagwell,J	HOU
18	Karros,E	LA
17	(03) PLAYERS TIED	

## INTENTIONAL WALKS

21	McGwire,M	STL
18	Jones,C	ATL
16	Bagwell,J	HOU
14	Guerrero,V	MON
13	Casey,S	CIN
12	Beltre,A	LA
12	Ordonez,R	NY
11	Jones,A	ATL
11	Piazza,M	NY
10	(02) PLAYERS TIED	

## HIT BY PITCH

17	Sprague,E	PIT
16	Tatis,F	STL
16	Burnitz,J	MIL
12	Gonzalez,A	FLA
12	Young,K	PIT
12	Kendall,J	PIT
12	Walker,L	COL
11	(08) PLAYERS TIED	

## AT BATS

690	Perez (Dia,N)	COL
639	Biggio,C	HOU
628	Glanville,D	PHI
628	Alfonzo,E	NY
627	Williams,M	ARI
625	Sosa,S	CHI
619	Brogna,R	PHI
615	Castilla,V	COL
614	Gonzalez,L	ARI
614	Womack,T	ARI

## HARDEST TO FAN

### (PLATE APP. PER SO)

20.5	Young,E	LA
15.6	Grace,M	CHI
14.6	Hamilton,D	NY
13.6	Perez (Dia,N)	COL
12.1	Larkin,B	CIN
11.3	Loretta,M	MIL
11.0	Gonzalez,L	ARI
11.0	Olerud,J	NY
10.9	Guerrero,V	MON
10.7	Kotsay,M	FLA

## RBI RATIO

### (AT-BATS PER RBI)

3.5	McGwire,M	STL
3.8	Walker,L	COL
4.3	Everett,C	HOU
4.3	Piazza,M	NY
4.4	Williams,M	ARI
4.4	Sosa,S	CHI
4.5	Bichette,D	CIN
4.5	Bagwell,J	HOU
4.5	Giles,B	PIT
4.5	Burnitz,J	MIL

## HOME RUN RATIO

### (AT-BATS PER HOME RUN)

8.0	McGwire,M	STL
9.9	Sosa,S	CHI
11.8	Walker,L	COL
12.2	Vaughn,G	CIN
12.6	Jones,C	ATL
13.4	Piazza,M	NY
13.4	Giles,B	PIT
13.4	Bagwell,J	HOU
14.2	Burnitz,J	MIL
14.5	Guerrero,V	MON

## HARDEST TO DOUBLE UP

### (AT-BATS PER GIDP)

200.3	Mondesi,R	LA
172.5	Perez (Dia,N)	COL
171.0	McEwing,J	STL
162.3	Castillo,L	FLA
153.5	Womack,T	ARI
147.5	Finley,S	ARI
135.5	Cameron,M	CIN
134.5	Beltre,A	LA
127.8	Biggio,C	HOU
112.4	Benard,M	SF

\* Has not hit into GIDP

## GAMES PLAYED

162	Jones,A	ATL
162	Bagwell,J	HOU
162	Olerud,J	NY
162	Sosa,S	CHI
161	Snow,J	SF
161	Ventura,R	NY
161	Grace,M	CHI
161	Larkin,B	CIN
160	Guerrero,V	MON
160	Biggio,C	HOU



Matt Walbeck

# 1999 National League Pitching Leaders

## EARNED RUN AVERAGE

2.48	Johnson,R	ARI
2.68	Millwood,K	ATL
2.90	Hampton,M	HOU
3.00	Brown,K	LA
3.19	Smoltz,J	ATL
3.49	Ritchie,T	PIT
3.54	Schilling,C	PHI
3.57	Maddux,G	ATL
3.58	Lima,J	HOU
3.65	Daal,O	ARI

## SAVES

41	Urbina,U	MON
40	Hoffman,T	SD
39	Wagner,B	HOU
38	Rocker,J	ATL
37	Wickman,B	MIL
37	Nen,R	SF
34	Shaw,J	LA
32	Mantei,M	ARI
31	Veres,D	COL
27	Graves,D	CIN

## GAMES

82	Kline,S	MON
80	Wendell,T	NY
79	Sullivan,S	CIN
79	Telford,A	MON
77	Benitez,A	NY
75	Graves,D	CIN
74	Rocker,J	ATL
73	(04) PLAYERS	TIED

## WINNING PERCENTAGE

.846	Hampton,M	HOU (22-04)
.733	Parris,S	CIN (11-04)
.720	Millwood,K	ATL (18-07)
.720	Bottentfiel,K	STL (18-07)
.714	Schilling,C	PHI (15-06)
.688	Reed,R	NY (11-05)
.679	Maddux,G	ATL (19-09)
.677	Lima,J	HOU (21-10)
.667	(04) PLAYERS	TIED

## WINS

22	Hampton,M	HOU
21	Lima,J	HOU
19	Maddux,G	ATL
18	Ortiz,R	SF
18	Millwood,K	ATL
18	Bottentfiel,K	STL
18	Brown,K	LA
17	Astacio,P	COL
17	Johnson,R	ARI
16	(03) PLAYERS	TIED

## GAMES STARTED

35	Reynolds,S	HOU
35	Johnson,R	ARI
35	Glavine,T	ATL
35	Brown,K	LA
35	Lima,J	HOU
34	Hermanson,D	MON
34	Astacio,P	COL
34	Trachsel,S	CHI
34	Hampton,M	HOU
33	(11) PLAYERS	TIED

## INNINGS PITCHED

271.2	Johnson,R	ARI
252.1	Brown,K	LA
246.1	Lima,J	HOU
239.0	Hampton,M	HOU
234.0	Glavine,T	ATL
232.0	Astacio,P	COL
231.2	Reynolds,S	HOU
228.0	Millwood,K	ATL
219.1	Maddux,G	ATL
216.1	Hermanson,D	MON

## SHUTOUTS

3	Ashby,A	SD
2	Springer,D	FLA
2	Reynolds,S	HOU
2	Harnisch,P	CIN
2	Johnson,R	ARI
2	Jimenez,J	STL
2	Hampton,M	HOU
1	(22) PLAYERS	TIED

## WINNING STREAKS

11	Hampton,M	HOU
06/30 - 09/13		
8	(05) STREAKS	TIED

## COMPLETE GAMES

12	Johnson,R	ARI
8	Schilling,C	PHI
7	Astacio,P	COL
5	Brown,K	LA
4	Reynolds,S	HOU
4	Ashby,A	SD
4	Maddux,G	ATL
4	Trachsel,S	CHI
3	(07) PLAYERS	TIED

## STRIKEOUTS

364	Johnson,R	ARI
221	Brown,K	LA
210	Astacio,P	COL
205	Millwood,K	ATL
197	Reynolds,S	HOU
194	Hitchcock,S	SD
187	Lima,J	HOU
186	Lieber,J	CHI
177	Hampton,M	HOU
174	Park,C	LA

## OPPONENTS AVERAGE AGAINST

.202	Millwood,K	ATL
.208	Johnson,R	ARI
.222	Brown,K	LA
.236	Daal,O	ARI
.237	Schilling,C	PHI
.241	Hampton,M	HOU
.244	Ortiz,R	SF
.245	Smoltz,J	ATL
.249	Benson,K	PIT
.252	Harnisch,P	CIN



Troy Percival

# 1999 National League Pitching Leaders

## HITS ALLOWED

259	Glavine,T	ATL
258	Astacio,P	COL
258	Maddux,G	ATL
256	Lima,J	HOU
250	Reynolds,S	HOU
246	Karl,S	MIL
236	Bohanon,B	COL
231	Springer,D	FLA
227	Hernandez,L	SF
226	(02) PLAYERS	TIED

## LOSSES

18	Trachsel,S	CHI
16	Springer,D	FLA
15	Meadows,B	FLA
14	Valdes,I	LA
14	Benson,K	PIT
14	Hermanson,D	MON
14	Reynolds,S	HOU
14	Jimenez,J	STL
14	Hitchcock,S	SD
13	(03) PLAYERS	TIED

## HOME RUNS ALLOWED

38	Astacio,P	COL
36	Ogea,C	PHI
34	Benes,A	ARI
34	Byrd,P	PHI
33	Kile,D	COL
33	Williams,W	SD
32	Valdes,I	LA
32	Trachsel,S	CHI
31	(03) PLAYERS	TIED

## FEWEST WALKS PER 9 INNINGS

1.4	Reynolds,S	HOU
1.5	Maddux,G	ATL
1.6	Lima,J	HOU
1.8	Woodard,S	MIL
1.9	Smoltz,J	ATL
2.0	Lieber,J	CHI
2.1	Brown,K	LA
2.2	Schilling,C	PHI
2.3	Johnson,R	ARI
2.3	Millwood,K	ATL

## WILD PITCHES

15	Estes,S	SF
15	Hitchcock,S	SD
13	Williamson,S	CIN
13	Ortiz,R	SF
13	Kile,D	COL
11	Park,C	LA
11	Clement,M	SD
11	Byrd,P	PHI
10	(03) PLAYERS	TIED

## HIT BATSMEN

17	Byrd,P	PHI
14	Park,C	LA
14	Bohanon,B	COL
11	Astacio,P	COL
11	Hershiser,O	NY
11	Jimenez,J	STL
11	Oliver,D	STL
10	Spradlin,J	SF
9	(03) PLAYERS	TIED

## EARNED RUNS

140	Kile,D	COL
136	Bohanon,B	COL
130	Astacio,P	COL
127	Trachsel,S	CHI
113	Park,C	LA
111	Meadows,B	FLA
111	Rueter,K	SF
111	Estes,S	SF
107	Glavine,T	ATL
106	(03) PLAYERS	TIED

## STRIKEOUTS PER 9 INNINGS

12.1	Johnson,R	ARI
8.5	Hitchcock,S	SD
8.2	Lieber,J	CHI
8.2	Nomo,H	MIL
8.1	Astacio,P	COL
8.1	Millwood,K	ATL
8.1	Park,C	LA
7.9	Brown,K	LA
7.7	Reynolds,S	HOU
7.6	Schilling,C	PHI

## BALKS

4	Dreifort,D	LA
4	Schmidt,J	PIT
3	Perez,O	ATL
3	Pavano,C	MON
3	Darensbour,V	FLA
3	Silva,J	PIT
3	Byrd,P	PHI
3	Trachsel,S	CHI
3	Perez,C	LA
2	(16) PLAYERS	TIED

## WALKS

125	Ortiz,R	SF
112	Estes,S	SF
109	Kile,D	COL
101	Hampton,M	HOU
100	Park,C	LA
93	Dempster,R	FLA
93	Leiter,A	NY
92	Bohanon,B	COL
89	Bottenfiel,K	STL
86	Clement,M	SD

## RUNS ALLOWED


150	Kile,D	COL
146	Bohanon,B	COL
140	Astacio,P	COL
133	Trachsel,S	CHI
121	Springer,D	FLA
121	Karl,S	MIL
121	Estes,S	SF
120	Park,C	LA
119	Byrd,P	PHI
118	Rueter,K	SF

## OPPONENTS AVERAGE AGAINST

202	Millwood,K	ATL
208	Johnson,R	ARI
222	Brown,K	LA
236	Daal,O	ARI
237	Schilling,C	PHI
241	Hampton,M	HOU
244	Ortiz,R	SF
245	Smoltz,J	ATL
249	Benson,K	PIT
252	Harnisch,P	CIN

## GAMES FINISHED

64	Nen,R	SF
63	Wickman,B	MIL
63	Veres,D	COL
62	Urbina,U	MON
61	Rocker,J	ATL
60	Mantel,M	ARI
58	Gomes,W	PHI
56	Graves,D	CIN
56	Shaw,J	LA
55	Wagner,B	HOU



Tim Belcher

**ANGELS**

69



**Orange County's Brand  
of  
Country Music**



Club  
Records

# Anaheim Angels Records

(Editor's Note: All Records Exclusive of 1981, 1994 & 1995 Seasons Unless Otherwise Noted)

## Club General

Most Games Played	163	1974 & 1969
Most Games Won	93	1982
Fewest Games Won	65	1980
Most Games Won, Home	53	1967
Fewest Games Won, Home	30	1980
Most Games Won, Road	46	1962
Fewest Games Won, Road	24	1961
Best Record, Home	53-30	1967
Best Record, Road	46-35	1962
Highest Won-Lost Pct.	.574 (93-69)	1982
Lowest Won-Lost Pct.	.406 (65-95)	1980
Most Games Lost	95	1980 & 1968
Most Games Lost, Home	51	1980
Fewest Games Lost, Home	29	1989
Most Games Lost, Road	55	1961
Most Shutouts Participated	44	1964
Most Shutouts Won	28	1964
Most Shutouts Won, Home	18	1964
Most Shutouts Won, Road	12	1989
Most Shutouts Lost	23	1971
Fewest Shutouts Lost	3	1982
Most Shutouts Lost, Home	11	1972 & 1971
Most Shutouts Lost, Road	15	1969
Most One-Run Games	63	1967 & 1964
Most One-Run Games Won	37	1967
Fewest One-Run Games Won	15	1974
Most One-Run Wins, Home	26	1967
Fewest One-Run Wins, Home	9	1995 & 1974
Most One-Run Wins, Road	17	1966
Fewest One-Run Wins, Road	5	1993, 1987 & 1961
Most One-Run Losses, Home	19	1983
Fewest One-Run Losses, Home	4	1996
Most One-Run Losses, Road	24	1965
Fewest One-Run Losses, Road	5	1995
Most Games Won vs. One Club	14	1967 (Cleveland & Oakland)
Most Games Won vs. One Club, Home	9	1967 (Oakland)
Most Games Won vs. One Club, Road	8	1971 (Minnesota) 1962 (Boston)
Most Games Lost vs. One Club	14	1975 (Kansas City) 1961 (Detroit)
Most Games Lost vs. One Club, Home	8	1975 (Kansas City)
Most Games Lost vs. One Club, Road	9	1965 (Chicago) 1961 (New York)
Most Extra-Inning Games Won	13	1976
Best Extra-Inning Record	11-3 (.786)	1985
Most Extra-Inning Games Lost	14	1983
Most 1-0 Games Won	10	1964
Most 1-0 Games Lost	5	1971, 1968 & 1967
Most Double-Headers Won	9	1962
Best Double-Header Record	4-1-3	1970
Most Double-Headers Lost	12	1965
Most Games Won, Homestand	10	1992 (July 16-30) 1979 (July 2-15)
Best Homestand Record	6-0	1982 (April 13-18) 1979 (May 15-20)
Most Games Lost, Homestand	11	1988 (Sept. 13-25) 1963 (Aug. 2-18)
Worst Homestand Record	1-9	1980 (June 6-15)
Most Games Won, Road Trip	14	1962 (June 15-July 4)
Best Road Trip Record	6-0	1979 (April 13-19)
Most Games Lost, Road Trip	18	1961 (May 30-June 18)
Worst Road Trip Record	0-10	1969 (May 16-25)
Best Month	22-6	1998 (June)
Worst Month	7-20	1988 (Sept.)
Most Games Won vs. RHP	68	1986
Most Games Lost vs. RHP	75	1999
Most Games Won vs. LHP	35	1975
Most Games Lost vs. LHP	36	1974
Most Players Used	52	1996
Fewest Players Used	32	1978
Most Pitchers Used	29	1996
Fewest Pitchers Used	13	1978
Most Times Using Disabled List	23	1998

# Anaheim Angels Records

## Season

### Club Batting

Highest Average .....	282	1979
Lowest Average .....	227	1968
Highest Slugging Pct. ....	448	1995
Lowest Slugging Pct. ....	318	1976, 1968
Most At-Bats .....	5,686	1996
Most Runs .....	866	1979
Fewest Runs .....	454	1972
Most Total Bases .....	2,451	1996
Most Hits .....	1,571	1996
Fewest Hits .....	1,209	1968
Most Players, 100-or-more hits .....	9	1968, 1982 & 1978
Most One-Base Hits .....	1,114	1979
Most Two-Base Hits .....	314	1998
Most Three-Base Hits .....	54	1966
Most Home Runs .....	192	1996
Fewest Home Runs .....	55	1975
Most Grand Slams .....	8	1983, 1979
Most Home Runs, Home:		
Edison International Field of Anaheim .....	74	1999
Anaheim Stadium .....	104	1996
Chavez Ravine .....	50	1962
Wrigley Field .....	122	1961
Fewest Home Runs, Home .....	24	1976, 1975 & 1963
Most Home Runs, Road .....	96	1995
Fewest Home Runs, Road .....	31	1975
Most Extra-Base Hits .....	488	1998
Most Extra-Bases on Long Hits .....	880	1996
Most Runs Batted In .....	808	1979
Most Game-Winning RBI .....	85	1982
Most At-Bats, Pinch-Hitters .....	248	1961
Most Pinch-Hits .....	58	1961
Fewest Pinch-Hits .....	13	1989
Most PH Home Runs .....	9	1987
Most PH RBI .....	38	1973
Highest PH Average .....	338	1982
Most At-Bats, Designated Hitters .....	647	1992
Most Hits, DH .....	196	1979
Fewest Hits, DH .....	130	1975
Most Home Runs, DH .....	37	1979
Fewest Home Runs, DH .....	11	1992
Most RBI, DH .....	134	1979
Fewest RBI, DH .....	62	1997 & 1992
Highest Average, DH .....	318	1979
Most Strikeouts .....	1,080	1968
Fewest Strikeouts .....	682	1978
Most Stolen Bases .....	220	1975
Most Caught Stealing .....	108	1975
Most Sacrifice Hits .....	114	1982
Most Sacrifice Flies .....	61	1986
Most Base on Balls .....	681	1961
Fewest Base on Balls .....	416	1992
Most Hit by Pitcher .....	67	1978
Fewest Hit by Pitcher .....	22	1965
Most Grounded into Double Plays .....	148	1996
Fewest Grounded into Double Plays .....	98	1975
Most Left on Base .....	1,209	1996
Fewest Left on Base .....	975	1992

# Anaheim Angels Records

## Season

### Club Fielding

Highest Percentage .....	.985 .....	1989
Lowest Percentage .....	.969 .....	1961
Most Putouts .....	4,443 .....	1971
Fewest Putouts .....	4,133 .....	1972
Most Assists .....	2,077 .....	1983
Fewest Assists .....	1,576 .....	1980
Most Total Chances .....	6,653 .....	1983
Fewest Chances .....	5,740 .....	1972
Most Errors .....	192 .....	1961
Fewest Errors .....	96 .....	1989
Most Errorless Games .....	93 .....	1989
Most Double Plays .....	202 .....	1985
Fewest Double Plays .....	135 .....	1978, 1972 & 1967
Most Passed Balls .....	30 .....	1969
Fewest Passed Balls .....	4 .....	1984, 1982

### Club Pitching

Lowest ERA .....	2.91 .....	1964
Highest ERA .....	5.30 .....	1996
Most Complete Games .....	72 .....	1973
Fewest Complete Games .....	3 .....	1998
Most Innings Pitched .....	1,481 .....	1971
Fewest Innings Pitched .....	1,377 .....	1972
Most Hits .....	1,636 .....	1983
Fewest Hits .....	1,109 .....	1972
Most Runs .....	943 .....	1996
Fewest Runs .....	533 .....	1972
Most Earned Runs .....	847 .....	1996
Fewest Earned Runs .....	469 .....	1972, 1964
Most Base on Balls .....	713 .....	1961
Fewest Base on Balls .....	465 .....	1989
Most Strikeouts .....	1,091 .....	1998
Fewest Strikeouts .....	668 .....	1983
Most Saves .....	52 .....	1998
Fewest Saves .....	12 .....	1974
Most Shutouts .....	28 .....	1964
Fewest Shutouts .....	5 .....	1998, 1997 & 1961
Most Home Runs .....	219 .....	1996
Fewest Home Runs .....	90 .....	1972
Most Hit Batsmen .....	84 .....	1996
Most Wild Pitches .....	80 .....	1996
Most Balks .....	37 .....	1988



Don Baylor

# Anaheim Angels Records

## Season

### Individual Batting

Highest Average		
Right-Handed	.330	1995 (Tim Salmon)
Left-Handed	.339	1983 (Rod Carew)
Switch-Hitter	.318	1995 (Chili Davis)
Most Games	162	1979 (Don Baylor)
		1971, 1970 (Sandy Alomar)
		1966 (Jim Fregosi)
		1964 (Bobby Knoop)
Most At-Bats	689	1971 (Sandy Alomar)
Most Runs	120	1979 (Don Baylor)
		1995 (Jim Edmonds)
Most Hits		
Right-Handed	202	1970 (Alex Johnson)
Left-Handed	189	1997 (Garret Anderson)
Switch Hitter	184	1988 (Johnny Ray)
Most One-Base Hits		
Right-Handed	156	1970 (Alex Johnson)
Left-Handed	144	1992 (Luis Polonia)
		1975 (Mickey Rivers)
Switch Hitter	148	1971 (Sandy Alomar)
Most Two-Base Hits		
Right-Handed	42	1982 (Doug DeCinces)
Left-Handed	42	1998 (Jim Edmonds)
Switch Hitter	42	1988 (Johnny Ray)
Most Three-Base Hits		
Right-Handed	13	1968 (Jim Fregosi)
Left-Handed	13	1975 (Mickey Rivers)
Switch Hitter	13	1989 (Devon White)
Most Home Runs		
Right-Handed	37	1977 (Bobby Bonds)
Left-Handed	39	1982 (Reggie Jackson)
Switch Hitter	28	1996 (Chili Davis)
Most Home Runs, Home		
Edison International Field of Anaheim	16	1999 (Mo Vaughn)
Anaheim Stadium	23	1993 (Tim Salmon)
Chavez Ravine	13	1962 (Leon Wagner)
Wrigley Field	19	1961 (Leon Wagner)
Most Home Runs		
Road	24	1963 & 1962 (Leon Wagner)
Month	13	1996 (June - Tim Salmon)
Most Grand Slams	3	1979, 1978 (Joe Rudi)
Most Home Runs		
Leadoff Batter	7	1987 (Brian Downing)
Most Extra-Base Hits	77	1982 (Doug DeCinces)
Most Extra-Bases on Long Hits	152	1977 (Bobby Bonds)
Most RBI		
Right-Handed	139	1979 (Don Baylor)
Left-Handed	117	1987 (Wally Joyner)
Switch Hitter	112	1993 (Chili Davis)
Without a Sac-Fly	112	1993 (Chili Davis)
Most Game-Winning RBI	21	1982 (Don Baylor)
Most Total Bases		
Right-Handed	333	1979 (Don Baylor)
Left-Handed	306	1962 (Leon Wagner)
Switch Hitter	283	1987 (Devon White)
Highest Slugging Pct.	.594	1995 (Tim Salmon)
Highest Pinch-Hit Average (20+ AB)	.435	1964 (Willie Smith - 10/23)
Most At-Bats Pinch-Hitter	56	1973 (Winston Llenas)
Most Hits, PH	16	1973 (Winston Llenas)
Most Home Runs, PH	4	1996 (Jack Howell)
Most RBI, PH	18	1973 (Winston Llenas)

# Anaheim Angels Records

## Season

### Individual Batting continued

Highest Designated Hitter Average★	349	1979 (Don Baylor)
Most At-Bats, DH	608	1982 (Don Baylor)
Most Hits, DH	160	1982 (Don Baylor)
Most Home Runs, DH	28	1996 (Chili Davis)
Most RBI, DH	112	1993 (Chili Davis)
Most Strikeouts	156	1982 (Reggie Jackson)
Most Stolen Bases	70	1975 (Mickey Rivers)
Most Caught Stealing	24	1993 (Chad Curtis & Luis Polonia)
Most Base on Balls	113	1995 (Tony Phillips)
Most Sacrifice Hits	26	1982 (Tim Foli)
Most Sacrifice Flies	13	1979 (Dan Ford)
Most Hit by Pitch	18	1978 (Don Baylor)
		1968 (Rick Reichardt)
Most Grounded Into Double Plays	26	1978 (Lyman Bostock)

★Based on 250-or-more At-Bats

### Individual Pitching

Lowest ERA		
Starter	1.65	1964 (Dean Chance)
Reliever	1.36	1969 (Ken Tatum)
Most Games Won		
RHP	22	1974 (Nolan Ryan)
LHP	22	1970 (Clyde Wright)
Reliever	11	1979 (Mark Clear)
Most Games Lost		
RHP	19	1991 (Kirk McCaskill)
LHP	19	1974 (Frank Tanana)
		1973 (Clyde Wright)
		1967 (George Brunet)
Most Games	72	1967 (Minnie Rojas)
Most Games Started	41	1974 (Nolan Ryan)
Most Complete Games	26	1974 & 1973 (Nolan Ryan)
Most Saves, RHP	46	1991 (Bryan Harvey)
Most Saves, LHP	25	1978 (Dave LaRoche)
Best Save Pct.	.923 (36/39)	1996 (Troy Percival)
Most Shutouts	11	1964 (Dean Chance)
Most Innings	332.2	1974 (Nolan Ryan)
Most Hits	287	1983 (Tommy John)
Fewest Hits★	160	1971 (Rudy May)
Most Runs	130	1988 (Mike Witt)
Fewest Runs★	56	1964 (Dean Chance)
Most Earned Runs	118	1996 (Jim Abbott)
Fewest Earned Runs★	51	1964 (Dean Chance)
Most Base on Balls	204	1977 (Nolan Ryan)
Fewest Base on Balls★	44	1989 (Bert Blyleven)
Most Strikeouts	383	1973 (Nolan Ryan)
Fewest Strikeouts★	65	1973 (Clyde Wright)
Most Games, 10-or-more Strikeouts	23	1973 (Nolan Ryan)
Most Home Runs	40	1996 (Shawn Boskie)
Most Hit Batsmen	21	1969 (Tom Murphy)
Most Wild Pitches		
Starter	21	1977 (Nolan Ryan)
Reliever	10	1991 (Jeff Robinson)
Most 1-0 Victories	6	1964 (Dean Chance)
Most Games Finished	63	1991 (Bryan Harvey)
Highest Won-Lost Percentage	.773 (17-5)	1989 (Bert Blyleven)

★Based on 200-or-more Innings Pitched

# Anaheim Angels Records

## Game

### Club General

Players Used, Game .....	25 .....	1986 (Sept. 10 at Cleveland)
Longest Game Time, Home (9 inn.) .....	3:59 .....	1995 (Sept. 29 vs. Oakland)
Longest Game Time, Road (9 inn.) .....	4:12 .....	1998 (Aug. 25 at New York)
Shortest Game Time, Home (9 inn.) .....	1:31 .....	1972 (May 6 vs. Milwaukee)
Shortest Game Time, Road (9 inn.) .....	1:43 .....	1968 (April 10 at New York)
Longest Game Time, Extra-Innings, Home .....	6:06 .....	1982 (April 13 vs. Seattle; 20 inn.)
Longest Game Time, Extra-Innings, Road .....	5:31 .....	1990 (July 6 at Milwaukee; 16 inn.)
Longest Game, Innings, Home .....	20 .....	1982 (April 13 vs. Seattle)
Longest Game, Innings, Road .....	20 .....	1971 (July 9 at Oakland)
Most Left On Base (9 Inn.) .....	19 .....	1983 (April 22 vs. Baltimore)
Most Left On Base, Extra-Innings .....	20 .....	1968 (Aug. 21 vs. Baltimore - 15 inn.)
Most Double Plays Turned by Angels .....	6 .....	1998 (May 12 at Chicago) 1975 (Aug. 8 vs. New York) 1966 (May 1 at Boston) 1963 (Aug. 23 at Washington)
Largest Winning Margin .....	22 (24-2) .....	1979 (Aug. 25 at Toronto)
Largest Losing Margin .....	16 (18-2) .....	1993 (June 17 vs. Texas) 1996 (June 27 vs. Oakland)
Largest Deficit Overcome, Win .....	7 .....	1994 (April 15 vs. Toronto; 14-13 win, 10 inn.) 1986 (Aug. 29 vs. Detroit; 13-12 win) 1996 (July 15 at Texas; 10-7 win)
Largest Deficit Overcome, Loss .....	9 .....	1997 (July 31 vs. Chicago.; 14-12 loss)
Most Runs, Both Clubs .....	29 (15-14) .....	1988 (July 30 at Chicago)
Most Errors, 9 innings .....	6 .....	1975 (June 27 vs. Oakland)
Most Errors, Extra-Innings .....	6 .....	1963 (April 16 at Minn. - 13 inn.)

### Club Batting

Most Runs .....	24 .....	1979 (Aug. 25 at Toronto)
Most Runs, Inning .....	13 .....	1997 (May 12 vs. Chicago - 7th inn.) 1978 (Sept. 14 at Texas - 9th inn.)
Most Hits .....	26 .....	1980 (June 20 at Boston) 1979 (Aug. 25 at Toronto)
Most Hits, Inning .....	11 .....	1997 (May 12 vs. Chicago - 7th inn.) 1966 (April 30 at Boston - 8th inn.)
Most Total Bases .....	52 .....	1980 (June 20 at Boston)
Most Total Bases, Inning .....	24 .....	1966 (April 30 at Boston - 8th inn.)
Most One-Base Hits .....	20 .....	1967 (Aug. 23 at Cleveland)
Most Two-Base Hits .....	10 .....	1999 (April 12 at Texas)
Most Three-Base Hits .....	3 (last time) .....	1991 (May 13 at Cleveland)
Most Home Runs .....	6 (last time) .....	1990 (July 14 vs. Toronto)
Most Home Runs, Inning .....	3 (last time) .....	1997 (July 11 at Oakland - 5th inn.)
Most Home Runs, Both Clubs .....	11 .....	1994 (July 1 at Baltimore; Cal - 5, Bal. - 6)
Most Walks, 9 Innings .....	12 .....	1961 (Aug. 30 vs. Baltimore)
Most Walks, Extra-Innings .....	14 .....	1976 (May 8 vs. Cleveland - 13 inn.)
Most Strikeouts .....	18 .....	1978 (June 17 at New York - Ron Guidry)
Most Stolen Bases .....	7 .....	1981 (Aug. 25 vs. Boston)
Most Stolen Bases, Inning .....	4 (last time) .....	1997 (June 28 at Seattle, 7th inn.)
Most Steals of Home .....	2 .....	1966 (Sept. 3 vs. Washington)
Most Steals by Opponent .....	7 .....	1992 (May 3 at Cle.) & 1975 (May 1 at K.C.)
Most Extra-Base Hits .....	13 .....	1980 (June 20 at Boston) 1979 (Aug. 25 at Toronto)
Most Pinch-Hitters Used .....	7 .....	1968 (Sept. 4 vs. Cleveland)

# Anaheim Angels Records

## Game

### Club Pitching

Most Runs Allowed	20	1990 (July 8 at Milwaukee)
Most Runs Allowed, Home	18	1993 (June 17 vs. Texas) 1996 (June 27 vs. Oakland) 1996 (Aug. 10 vs. Kansas City) 1999 (June 30 vs. Texas)
Most Runs Allowed, Inning	13	1990 (July 8 at Milwaukee-5th inn.) 1996 (July 5 at Oakland-1st inn.)
Most Hits Allowed	26	1980 (Aug. 28 at Baltimore)
Most Hits Allowed, Inning	10	1990 (July 8 at Milwaukee-5th inn.)
Most Two-Base Hits Allowed	8	1994 (Aug. 9 vs. Kansas City) 1980 (Aug. 28 at Baltimore)
Most Home Runs Allowed	8	1996 (June 27 vs. Oakland)
Most Home Runs Allowed, Inning	4	1963 (July 31 at Cleveland-3rd inn.) 1995 (Sept. 5 at Baltimore-2nd inn.)
Most Base on Balls Allowed, 9 Innings	12	1979 (Aug. 5 at Minnesota - 2nd game) 1996 (May 27 vs. New York) 1996 (June 27 vs. Oakland)
Most Base on Balls Allowed, Extra-Innings	13	1994 (Aug. 6 vs. Chicago, 10 inn.) 1992 (July 12 at Detroit, 10 inn.)
Most Strikeouts, 9 Innings	19	1974 (Aug. 12 vs. Boston)
Most Strikeouts, Extra-Innings	20	1974 (June 14 vs. Boston)
Most Hit Batsmen	4 (last time)	1999 (June 13 vs. Arizona, 13 inn.) 1999 (May 22 at Tampa Bay)
Most Wild Pitches	6	1991 (April 13 at Minnesota)
Most Pitchers Used, 9 Innings	8	1986 (Sept. 10 at Cleveland)
Most Pitchers Used, Extra-Innings	9	1963 (April 16 at Minnesota - 13 inn.) 1995 (Sept. 10 vs. Minnesota - 10 inn.)

### Individual Batting

Most At-Bats	8	Johnny Ray, Wally Joyner, Dave Winfield 1990 (July 6 at Milwaukee)
Most Runs	5	Tim Salmon 1998 (April 12 at Cleveland)
Most Hits	6	Garret Anderson 1996 (Sept. 27 at Texas)
Most Hits, Inning	2	(last time - Jim Edmonds) .. 1999 (Oct. 2 vs. Texas - 7th)
Most Hits, Extra-Innings	6	Garret Anderson 1996 (Sept. 27 at Texas)
Most Two-Base Hits	3	(last time - Troy Glaus)..... 1999 (April 12 at Texas)
Most Three-Base Hits	2	(last time - Reggie Williams) .. 1999 (June 30 vs. Texas)
Most Home Runs, Game	3	Dave Winfield 1991 (April 13 at Minnesota) Wally Joyner 1987 (Oct. 3 vs. Cleveland) Reggie Jackson 1986 (Sept. 18 vs. Kansas City) Doug DeCinces 1982 (Aug. 8 at Seattle) 1982 (Aug. 3 vs. Minnesota) Fred Patek 1980 (June 20 at Boston) Carney Lansford 1979 (Sept. 1 at Cleveland) Lee Stanton 1973 (July 10 at Baltimore) Lee Thomas 1961 (Sept. 5 at Kansas City)
Most Total Bases	15	Dave Winfield 1991 (April 13 at Minnesota)
Most RBI	8	Don Baylor 1979 (Aug. 25 at Toronto) Leon Wagner 1961 (Sept. 28 vs. Washington) Lee Thomas 1961 (Sept. 5 at Kansas City)
Most Base on Balls	4	(last time - Tim Salmon) ..... 1998 (April 20 vs. Baltimore)
Most Strikeouts	4	(last time - Todd Greene) ..... 1999 (June 30 vs. Texas)
Most Strikeouts, Extra-Innings	6	(last time - Billy Cowan) ..... 1971 (July 9 at Oakland)
Most Stolen Bases	4	Chad Curtis 1993 (April 17 at Boston) Devon White 1989 (Sept. 9 vs. Boston) Luis Polonia 1992 (June 10 at Chicago)
Most Caught Stealing	3	Luis Polonia 1993 (May 24 at Seattle)
Players Hitting for Cycle		Dave Winfield 1991 (June 24 at Kansas City) Dan Ford 1979 (Aug. 10 vs. Seattle) Jim Fregosi 1968 (May 20 vs. Boston) 1964 (July 28 vs. New York)

# Anaheim Angels Records

## Game

5-for-5 Game.....	Gary DiSarcina .....	1998 (Sept. 24 at Oakland) 1998 (June 13 at Texas)
	Darin Erstad .....	1998 (June 9 at Arizona)
	Rex Hudler .....	1996 (May 26 vs. Boston)
	Tony Phillips .....	1995 (June 14 vs. Minnesota)
	Chili Davis .....	1995 (May 10 vs. Texas)
	Chris Turner .....	1994 (July 5 at Boston)
	Tim Salmon .....	1994 (May 13 at Seattle)
	Dave Winfield .....	1991 (June 24 at Kansas City)
	Dave Gallagher .....	1991 (May 19 at Baltimore)
	Bob Boone .....	1988 (June 17 at Kansas City)
	Juan Beniquez.....	1984 (May 29 vs. New York)
	Rod Carew .....	1981 (Aug. 21 vs. Cleveland)
	Rick Burleson.....	1981 (June 3 at Toronto)
	Dickie Thon .....	1980 (May 28 vs. Texas)
	Brian Downing .....	1979 (April 15 at Oakland)
	Mario Guerrero .....	1977 (June 14 at Minnesota)
	Richie Scheinblum.....	1973 (July 28 at Kansas City)
	Tom Satriano.....	1968 (Aug. 11 at Baltimore)
	Lee Thomas.....	1961 (Sept. 5 at Kansas City)

## Individual Pitching

Perfect Game .....	Mike Witt .....	1984 (Sept. 30 at Texas)
No-Hitters, Angels .....	Mark Langston, Mike Witt .....	1990 (April 11 vs. Seattle)
	Mike Witt.....	1984 (Sept. 30 at Texas - Perfect Game)
	Nolan Ryan .....	1975 (June 1 vs. Baltimore)
		1974 (Sept. 28 vs. Minnesota)
		1973 (July 15 at Detroit)
		1973 (May 15 at Kansas City)
	Clyde Wright .....	1970 (July 3 vs. Oakland)
	Bo Belinsky .....	1962 (May 5 vs. Baltimore)
No-Hitters, Opponents .....	Eric Milton .....	1999 (Sept. 11 at Minnesota)
	Kenny Rogers .....	1994 (July 28 at Texas - Perfect Game)
	Joe Cowley .....	1986 (Sept. 19 at Anaheim)
	Bert Blyleven .....	1977 (Sept. 22 at Anaheim)
	Dennis Eckersley .....	1977 (May 30 at Cleveland)
	Vida Blue .....	1975 (Sept. 28 at Oakland)
	Glenn Abbott	
	Paul Lindblad	
	Rollie Fingers	
	Earl Wilson .....	1962 (June 26 at Boston)
One-Hitters, Angels .....	(last time - Chuck Finley).....	1989 (May 26 at Boston)
One-Hitters, Opponents.....	(last time - John Burkett, Jeff Zimmerman & John Wetteland).....	1999 (June 29 vs. Texas)
	(last time - Scott Sanderson)	1993 (June 17 vs. Texas)
Most Runs Allowed .....	Paul Hartzell .....	1976 (Sept. 9 at Kansas City - 8.2 IP)
Most Hits Allowed .....	Willie Fraser .....	1988 (Aug. 16 at New York)
Most Home Runs Allowed.....	Andy Hassler .....	1974 (Sept. 4 at Oakland)
Most Base on Balls, 9 Innings.....	Nolan Ryan .....	1974 (April 5 at Chicago)
	Rudy May .....	1973 (Sept. 17 at Oakland - 12.2 IP)
Most Base on Balls, Extra-Innings ..	Nolan Ryan .....	1974 (Aug. 12 vs. Boston)
Most Strikeouts, 9 Innings .....	Nolan Ryan .....	1977 (June 8 vs. Toronto - 10 IP)
		1974 (Aug. 20 vs. Detroit - 11 IP)
		1974 (June 14 vs. Boston - 13 IP)
Most Strikeouts, Inning .....	Chuck Finley.....	1999 (Aug. 15 vs. Detroit, 1st inn.) 1999 (May 12 at New York, 3rd inn.)
	Ryne Duren .....	1961 (May 18 vs. Chicago, 7th inn.)
Most Hit Batsmen .....	Omar Olivares.....	1999 (June 13 vs. Arizona)
	Steve Sparks .....	1999 (May 22 at Tampa Bay)
	Ken McBride .....	1964 (April 23 vs. Cleveland)
Striking out the Side, 9 Pitches .....	Nolan Ryan.....	1972 (July 9 vs. Boston - 2nd inn.)

# Anaheim Angels Records

## Consecutive

### Club General

Games Won .....	11	.....	1964 (June 16-26)
Games Won, Home .....	12	.....	1967 (July 4-Aug. 4)
Games Won, Road.....	11	.....	1988 (July 6-Aug. 2)
Games Won vs. One Club, Home .....	9	.....	1967 (Kansas City)
Games Won vs. One Club, Road .....	9	.....	1965 (Kansas City - 3) 1964 (Kansas City - 6)
Double-Headers Won.....	5	.....	1964 (July 12-26)
Come-From-Behind Wins .....	7	.....	1996 (June 9-15)
Games Lost .....	13	.....	1988-89 (Sept. 19-April 4)
Games Lost, Home .....	15	.....	1974 (June 30-July 28)
Games Lost, Road .....	14	.....	1969 (April 29-June 8)
Games Lost vs. One Club, Home.....	13	.....	1975 (Cleveland - 6) 1974 (Cleveland - 6) 1973 (Cleveland - 1)
Games Lost vs. One Club, Road .....	12	.....	1966 (Chicago - 1) 1965 (Chicago - 9) 1964 (Chicago - 2)
Errorless Games .....	14	.....	(141 innings) 1991 (June 14-28)
Games Making Double Plays .....	18	.....	1963 (Aug. 13-Sept. 1 - 38 DP)

### Club Batting

Hits, Game .....	7	.....	1998 (July 29 vs. New York - 4th inn.) 1988 (Aug. 27 vs. New York - 2nd inn.) 1979 (May 13 at New York - 9th inn.)
Most Home Runs.....	18	.....	July 26-Aug. 13, 1982 (30 Total)
Most Doubles .....	28	.....	July 26-Aug. 24, 1990 (43 Total)
Most Consecutive Home Runs .....	3	.....	(Reggie Jackson, Bobby Grich, Brian Downing) 1984 (April 24 at Boston) (Bobby Bonds, Don Baylor, Ron Jackson) 1977 (May 11 vs. Baltimore) (Lee Thomas, Leon Wagner, Bob Rodgers) 1962 (Aug. 28 vs. Kansas City)
Most Stolen Bases.....	18	.....	1991 (May 30-June 22)

### Club Pitching

Complete Games.....	7	.....	1972 (Sept. 21-27)
Shutouts .....	3	.....	1974 (Sept. 28-Oct. 1) 1965 (July 9-11)
Shutout Innings Pitched .....	32.2	.....	1974 (Sept. 28-Oct. 2)
Games With Save .....	6	.....	1996 (June 10-15)
Innings, No Home Runs .....	84	.....	1967 (June 17-27)
Games Allowing a Home Run.....	17	.....	1994 (July 5-24; 28 total)
Games Allowing a Home Run (Starters).....	16	.....	1994 (July 5-23; 23 total)

### Individual Batting

Games Played .....	648	Sandy Alomar.....	(May 16, 1969-May 21, 1973)
Games Hitting Safely .....	28	Garret Anderson .....	1998 (June 28-July 31)
Hits.....	8	Chili Davis .....	1995 (May 10-11)
		Bobby Grich.....	1984 (Sept. 14-16)
		Dan Ford.....	1979 (Aug. 7-10)
		Jim Fregosi .....	1966 (Sept. 18-19)
Hits, Three Games .....	13	Tim Salmon.....	1994 (May 10-11 at Texas & May 13 at Seattle)
Times on Base Safely.....	12	Bobby Grich .....	1984 (Sept. 14-17)
Games with Home Runs.....	5	Bobby Bonds.....	1977 (Aug. 2-7)
Games with RBI .....	10	Wally Joyner.....	1986 (July 4-13)
		Fred Lynn .....	1984 (Aug. 23-Sept. 8)
Games with One-or-More Runs .....	13	Jim Edmonds .....	1995 (July 9-24)
Stolen Bases .....	22	Gary Pettis .....	1985 (April 9-May 29)

# Anaheim Angels Records


## Individual Pitching

Games Won .....	14	Chuck Finley .....	1997-98 (July 1-May 2)
Games Won, Start of Season.....	5	Shawn Boskie (9 starts) .....	1995
		Mike Butcher (18 games) .....	1995
		Terry Clark (6 starts - rookie) .....	1988
		Pat Clements (41 games - rookie).....	1985
		Frank Tanana (5 starts) .....	1978
		Bo Belinsky (5 starts-rookie) .....	1962
Games Won, Reliever.....	6	Stewart Cliburn.....	1985 (July 14-Sept. 22)
Complete Games Won .....	7	Nolan Ryan .....	1973 (Aug. 29-Sept. 27)
Games Lost.....	17	Andy Hassler.....	May 4, 1975-July 2, 1976
Games.....	7	Clyde Wright .....	1969 (Aug. 1-9)
Complete Games .....	14	Frank Tanana.....	1977 (April 29-July 3)
Shutouts .....	3	Nolan Ryan.....	Sept. 29, 1976-April 7, 1977
		Nolan Ryan.....	Aug. 22-31, 1972
		Jim McGlothlin .....	May 28-June 7, 1967
		Dean Chance.....	July 11-19, 1964
		Jim McGlothlin .....	1967
Shutout Innings .....	36	Greg Minton .....	June 18, 1988-June 10, 1989
Innings, No Home Runs .....	105.2	Nolan Ryan .....	1973 (Aug. 7 at Milwaukee)
Strikeouts.....	8	Nolan Ryan.....	1974 (July 9 vs. Boston)
		Nolan Ryan.....	1974 (Aug. 7 vs. Chicago- 13
			& Aug. 12 vs. Boston -19)
Strikeouts, Two Consecutive Games .....	32	Nolan Ryan.....	1974 (Aug. 12 vs. Boston -19
			Aug. 16 vs. Milwaukee - 9
			& Aug. 20 vs. Detroit - 19)
Strikeouts, Three Consecutive Games .....	47	Troy Percival .....	1999 (May 5-July 9)
		Lee Smith.....	1995 (April 28-June 25)
Saves.....	19		

## Rookie Season

### Individual Batting

Highest Season .....	294	.....	1978 (Carney Lansford)
Most Games .....	162	.....	1964 (Bobby Knoop)
Most At-Bats .....	639	.....	1987 (Devon White)
Most Runs .....	103	.....	1987 (Devon White)
Most Hits.....	172	.....	1986 (Wally Joyner)
Most Extra-Base Hits .....	67	.....	1993 (Tim Salmon)
Most Two-Base Hits .....	35	.....	1993 (Tim Salmon)
Most Three-Base Hits .....	6	.....	1984 (Gary Pettis)
		.....	1962 (Bob Rodgers)
Most Home Runs .....	31	.....	1993 (Tim Salmon)
Most Consecutive Games with			
One-or-More Home Runs.....	4 (5 total)	.....	1993 (Tim Salmon; Aug. 16-19)
Most Total Bases .....	283	.....	1987 (Devon White)
Most Runs Batted In .....	100	.....	1986 (Wally Joyner)
Most Game-Winning RBI .....	14	.....	1986 (Wally Joyner)
Most Stolen Bases .....	48	.....	1984 (Gary Pettis)
Longest Hitting Streak .....	16	.....	1968 (Aurelio Rodriguez)
Most Sacrifice Hits .....	15	.....	1987 (Mark McLemore)
Most Sacrifice Flies .....	12	.....	1986 (Wally Joyner)
Most Hit by Pitch .....	13	.....	1966 (Rick Reichardt)
Most Base on Balls .....	82	.....	1993 (Tim Salmon)
Most Strikeouts.....	135	.....	1993 Tim Salmon)
			1987 (Devon White)



Frank Tanana

# Anaheim Angels Records

## Starters

(Based on 200-or-more Innings Pitched)

Lowest ERA.....	2.93	1965 (Marcelino Lopez)
Most Games Won .....	14	1974 (Frank Tanana)
		1965 (Marcelino Lopez)
		1962 (Dean Chance)
Consecutive Wins to Start Career .....	5	1988 (Terry Clark)
		1962 (Bo Belinsky)
Most Games Lost.....	19	1974 (Frank Tanana)
Fewest Games Lost.....	10	1987 (Willie Fraser)
		1962 (Dean Chance)
Most Games★ .....	39	1974 (Frank Tanana)
Most Starts .....	36	1961 (Ken McBride)
Most Complete Games .....	12	1974 (Frank Tanana)
Most Innings Pitched.....	268.2	1974 (Frank Tanana)
Most Hits Allowed.....	262	1974 (Frank Tanana)
Fewest Hits Allowed.....	185	1965 (Marcelino Lopez)
Most Runs Allowed.....	113	1961 (Ken McBride)
Fewest Runs Allowed.....	79	1965 (Marcelino Lopez)
Most Earned Runs .....	97	1961 (Ken McBride)
Fewest Earned Runs .....	68	1962 (Dean Chance)
Most Base on Balls .....	122	1962 (Bo Belinsky)
Fewest Base on Balls .....	61	1984 (Ron Romanick)
Most Strikeouts.....	180	1974 (Frank Tanana)
		1961 (Ken McBride)
Most Shutouts.....	4	1974 (Frank Tanana)
No-Hitter .....	Bo Belinsky	1962 (May 5 vs. Baltimore)

★Tanana's Total Includes Four Relief Appearances.

## Relievers


(Based on 40-or-more games)

Lowest ERA.....	1.33	1964 (Bob Lee)
Most Games Won.....	11	1979 (Mark Clear)
Most Games★ .....	69	1967 (Bill Kelso)
Most Saves.....	22	1969 (Ken Tatum)
Most Innings Pitched .....	114	1987 (DeWayne Buice)
Most Hits Allowed.....	87	1987 (DeWayne Buice)
		1979 (Mark Clear)
		1995 (Troy Percival)
Fewest Hits Allowed .....	37	1995 (Troy Percival)
Most Runs Allowed.....	48	1979 (Mark Clear)
Fewest Runs Allowed.....	13	1969 (Ken Tatum)
Most Earned Runs .....	44	1979 (Mark Clear)
Fewest Earned Runs .....	13	1969 (Ken Tatum)
Most Base on Balls .....	68	1979 (Mark Clear)
Fewest Base on Balls .....	20	1988 (Bryan Harvey)
Most Strikeouts.....	109	1987 (DeWayne Buice)
Most Home Runs Allowed .....	12	1987 (DeWayne Buice)

★Kelso's Total Includes One Start.



Bryan Harvey



Club  
History

# Franchise History

In the winter of 1960, Gene Autry attended the American League expansion meeting in St. Louis seeking radio rights for his Golden West Broadcasting firm. On Dec. 6, 1960 he returned as Owner and Chairman of the Board of the expansion Los Angeles Angels.

Following is a chronological look of the beginning of the Los Angeles Angels:

## 1960

- Dec. 6** — At St. Louis, MO, the expansion Los Angeles Angels is awarded to Gene Autry, Robert O. Reynolds, Paul A. O'Bryan and associates.
- Dec. 8** — Fred Haney is named General Manager.
- Dec. 12** — Bill Rigney is named Field Manager.
- Dec. 14** — Haney and Rigney select 28 players from the American League player pool at a meeting in Boston...Total cost: \$2,150,000 including two minor league draft picks...First player drafted is pitcher Eli Grba.
- Dec. 16** — Palm Springs, CA announced as spring training site.

## 1961

- Jan. 14** — Leonard K. Firestone becomes part owner and Vice President of the Angels.
- Jan. 24** — Angels announce signing of first two players - outfielders Bob Cerv and Albie Pearson.
- Feb. 6** — Angels hold first public tryout camp at Sawtelle Hospital...Over 300 prospects attend tryout...Six players are signed.
- Feb. 24** — Angels open spring training camp in Palm Springs.
- Mar. 11** — Angels defeat Chicago Cubs in first exhibition game, 8-3, before an overflow crowd at the Polo Grounds in Palm Springs...Club also wins second game on March 12, 12-5.
- Apr. 11** — Behind the strong pitching of Eli Grba and power of Ted Kluszewski, the Angels rolled to a 7-2 victory in their first American League regular season game. Grba went the distance, allowing one earned run on six hits. Kluszewski hit a pair of home runs and collected five RBI. The Angels scored all seven runs in the first two frames, three in the first inning on back-to-back home runs by Kluszewski and Bob Cerv.

The Angels finished the 1961 season with a 70-91 record. The club's .435 winning percentage established and still stands as the best of any expansion team in major league history.

The Angels played at Wrigley Field in Los Angeles in 1961, then moved to Chavez Ravine (now Dodger Stadium) in 1962 and remained there through the 1965 season. In 1966, the franchise moved south to Anaheim and played 32 seasons at Anaheim Stadium. The club opened the 1997 season as the Anaheim Angels and began play at Edison Field in 1998.

## Angels Original Player Draft

The Angels drafted a total of 28 players from the existing American League clubs on December 14, 1960. Owners of the new Los Angeles and Washington clubs as well as their recently appointed front offices and field bosses — General Manager Fred Haney and Manager Bill Rigney of the Angels and General Manager Ed Doherty and Manager Mickey Vernon of the Senators — attended the session held in the league offices.

A price of \$75,000 was set on the players to be picked and both of the new clubs were required to select 28. The players were picked by categories, starting with pitchers, then catchers, infielders and outfielders. A toss of the coin determined which club had first choice in each group, and then they alternated. Haney won the toss for three positions — all but for outfielders.

Besides the 28 regular selections by both clubs, Los Angeles bought two players from the special minor league pool at \$25,000 apiece and Washington grabbed three. Thus, the Angels paid \$2,150,000 for their 30 players and the Senators shelled out \$2,175,000 for their 31 players in the unprecedented distribution.

Following is the order in which the Angels players were selected:

**NOTE:** Following the selections, Wilson notified the Angels and Cleveland that he intended to retire from the game. As a result, his selection was canceled several weeks later and the Indians sent pitcher Ted Bowsfield to the Angels as a replacement.

- |                              |   |
|------------------------------|---|
| 1. Eli Grba, p, NY           | 17. Jim Fregosi, inf, BOS                 |
| 2. Jerry Casale, p, BOS      | 18. Bob Cerv, of, NY                      |
| 3. Duke Maas, p, NY          | 19. Ken Hunt, of, NY                      |
| 4. Tex Clevenger, p, MIN     | 20. Jim McAnany, of, CHI                  |
| 5. Bob Sprout, p, DET        | 21. Earl Averill, c, CHI                  |
| 6. Audrey Gatewood, p, DET   | 22. Faye Throneberry, of, MIN             |
| 7. Ken McBride, p, CHI       | 23. Ted Kluszewski, inf, CHI              |
| 8. Ned Garver, p, KC         | 24. Don Ross, inf, BAL                    |
| 9. Ron Moeller, p, BAL       | 25. Julio Becquer, inf, MIN               |
| 10. Bob Davis, p, KC         | 26. Dean Chance, p, BAL                   |
| 11. Ed Sadowski, c, BOS      | 27. Fred Newman, p, BOS                   |
| 12. Bob Rodgers, c, DET      | 28. Bob Wilson, c, CLE                    |
| 13. Ed Yost, inf, DET        | 29. Steve Bilko, 1b, DET from Denver      |
| 14. Ken Aspromonte, inf, CLE | 30. Albie Pearson, of, BAL from Rochester |
| 15. Ken Hamlin, inf, KC      |   |
| 16. Gene Leek, inf, CLE      |   |

# The Los Angeles Angels Inaugural Game

## April 11, 1961

LOS ANGELES	AB	R	H	BI	BALTIMORE	AB	R	H	BI
Yost, 3b	4	0	0	0	Brandt, cf	5	1	2	0
Aspromonte, 2b	4	1	1	0	Snyder, rf	3	0	1	0
Pearson, rf	3	2	1	1	B. Robinson, 3b	4	0	1	0
Kluszewski, 1b	4	2	2	5	Gentile, 1b	4	1	1	0
Bequér, 1b	0	0	0	0	Triandós, c	4	0	0	0
Cerv, lf	4	1	1	1	Hansen, ss	4	0	0	0
Johnson, lf	0	0	0	0	Stephens, lf	2	0	1	0
Hunt, cf	2	0	0	0	Breeding, 2b	4	0	0	0
Brickell, ss	4	0	1	0	Pappas, p	0	0	0	0
Rice, c	2	0	0	0	Papa, p	0	0	0	0
Grba, p	3	1	0	0	Philley, ph	1	0	0	0
<b>TOTALS</b>	<b>30</b>	<b>7</b>	<b>6</b>	<b>7</b>	Stock, p	0	0	0	0
					E. Robinson, ph	1	0	0	0
					Hoelt, p	0	0	0	0
					Essegian, ph	1	0	0	0
					Wilhelm, p	0	0	0	0
					Zupo, ph	0	0	0	0
					<b>TOTALS</b>	<b>33</b>	<b>2</b>	<b>6</b>	<b>0</b>

LOS ANGELES	1	2	3	4	5	6	7	8	9	R	H	E	LOB
LOS ANGELES	3	4	0	0	0	0	0	0	0	7	6	3	3
BALTIMORE	0	1	1	0	0	0	0	0	0	2	6	0	8

E: Los Angeles - Brickell 2, Aspromonte  
 2B: B. Robinson  
 S: Rice, Grba  
 DP: Los Angeles - 1 Baltimore - 1  
 HR: Kluszewski 2, Cerv  
 GDP: B. Robinson, Brickell

LOS ANGELES	WLS	IP	H	R	ER	HR	BB	SO	HB	WP	BK
Grba	W	9	6	2	1	0	4	5	0	1	0
BALTIMORE	WLS	IP	H	R	ER	HR	BB	SO	HB	WP	BK
Pappas	L	1.2	3	6	6	2	4	1	0	0	0
Papa	—	.1	1	1	1	1	0	1	0	0	0
Stock	—	.2	1	0	0	0	0	1	1	0	0
Hoelt	—	.3	1	0	0	0	0	3	0	0	0
Wilhelm	—	.2	0	0	0	0	0	0	0	0	0

HB: Hunt (by Stock)  
 TIME: 2:33  
 PB: Triandós  
 ATTENDANCE: 37,352 UMPIRES: Stevens, Rice, Napp, Schwartz

## 1961 Los Angeles Angels' Firsts

### TEAM

**GAME** - April 11 at Baltimore (7-2 win)  
**PLATE UMPIRE** - Johnny Stevens, April 11 at Baltimore  
**GAME TIME** - 2:33, April 11 at Baltimore  
**WIN** - April 11 at Baltimore (7-2)  
**HOME GAME** - April 27 vs. Minnesota (4-2 loss)  
**HOME WIN** - April 28 vs. Minnesota (6-5, 12 inn.)  
**LOSS** - April 15 at Boston (3-0)  
**SERIES WIN** - April 27-29 vs. Minnesota (2-1)  
**ROAD SERIES WIN** - June 5-7 at Baltimore (3-1)  
**SERIES SWEEP** - July 3-4 vs. Kansas City (3-0)  
**ROAD SERIES SWEEP** - July 5-6 at Minnesota (2-0)  
**HOMESTAND WIN** - April 27 - May 10 (8-6)  
**EXTRA INNING GAME** - April 23 at Detroit (3-2 loss, 11 inn.)  
**EXTRA INNING WIN** - April 28 vs. Minnesota (6-5, 12 inn.)  
**COMPLETE GAME** - Eli Grba, April 11 at Baltimore (7-2 win)  
**COMPLETE GAME (against)** - Ike Delock, April 15 at Boston (3-0 win)  
**SHUTOUT** - May 23 vs. Cleveland (9-0, Ken McBride, 3-hitter)  
**SHUTOUT (against)** - April 15 at Boston (3-0, Ike Delock, 4-hitter)  
**LAST AT-BAT WIN** - April 28 vs. Minnesota (6-5, 2-runs in 12th)  
**DOUBLEHEADER** - April 20 at New York (lost 7-5 & 4-2)  
**HOME DOUBLEHEADER** - April 30 vs. Kansas City (split, 6-4 & 2-3)  
**DOUBLEHEADER SWEEP** - May 19 vs. Chicago (won 4-3 & 5-3)  
**EJECTION** - Ed Yost, April 11 at Boston (8th inn. by plate umpire Jim Honochick)

### BATTERS

**BATTER** - Ed Yost, April 11 at Baltimore (popout to shortstop)  
**FIRST PITCH** - Strike by Milt Pappas to Ed Yost, April 11 at Baltimore  
**BASERUNNER** - Albie Pearson, April 11 at Baltimore (1st inn; walk)  
**HIT** - Ted Kluszewski, April 11 at Baltimore (1st inn., 2-run HR)

**RUN** - Albie Pearson, April 11 at Baltimore (1st inn., scored on 2-run HR)  
**RBI** - Ted Kluszewski, April 11 at Baltimore (1st inn., 2-run HR)  
**EXTRA BASE HIT** - Ted Kluszewski, April 11 at Baltimore (1st inn., 2-run HR)  
**SINGLE** - Albie Pearson, April 11 at Baltimore (2nd inn. to center)  
**BUNT SINGLE** - Albie Pearson, April 15 at Boston (6th inn.)  
**DOUBLE** - Ken Hunt, April 17 at Boston (3rd inn.)  
**TRIPLE** - Ken Hunt, April 20 at New York (8th inn., 2nd game)  
**HOME RUN** - Ted Kluszewski, April 11 at Baltimore (1st inn., 2-run, Milt Pappas)  
**SOLO HOME RUN** - Bob Cerv, April 11 at Baltimore (1st inn., Milt Pappas)  
**TWO-RUN HOME RUN** - Ted Kluszewski, April 11 at Baltimore (1st inn., Milt Pappas)  
**THREE-RUN HOME RUN** - Ted Kluszewski, April 11 at Baltimore (2nd inn., John Papa)  
**GRAND SLAM HOME RUN** - Lee Thomas, June 6 at Baltimore (2nd inn., Milt Pappas)  
**GRAND SLAM HOME RUN AT HOME** - George Thomas, Sept. 9 vs. Chicago (5th inn., Frank Baumann)  
**PINCH-HIT HOME RUN** - Albie Pearson, April 17 at Boston (9th inn., Mike Fornieles)  
**HOME RUN BY A PITCHER** - Jerry Casale, May 9 vs. Boston (2nd inn., Ike Delock)  
**TWO-HOME RUN GAME** - Ted Kluszewski, April 11 at Baltimore (Milt Pappas), John Papa  
**THREE-HOME RUN GAME** - Lee Thomas, Sept. 5 at Kansas City (Lew Krausse, Ed Rakow, Bill Fischer)  
**BACK-TO-BACK HOME RUNS** - Ted Kluszewski & Bob Cerv, April 11 at Baltimore (1st inn., Milt Pappas)  
**PINCH-HITTER** - Faye Thronsbury, April 15 at Boston (7th inn., groundout to 2B)  
**PINCH-HIT** - Steve Bilko, April 17 at Boston (7th inn., double)  
**STOLEN BASE** - Ken Hunt, April 20 at New York (2nd game)  
**WALK** - Albie Pearson, April 11 at Baltimore (1st inn.)

**STRIKEOUT** - Ken Aspromonte, April 11 at Baltimore (1st inn.)  
**SACRIFICE** - Del Rice, April 11 at Baltimore (6th inn., 1-3)  
**SACRIFICE FLY** - Earl Averil, April 30 vs. Kansas City (2nd game)  
**HIT BY PITCH** - Ken Hunt, April 11 at Baltimore (3rd inn., Wes Stock)  
**GROUNDED INTO DOUBLE PLAY** - Fritz Brickell, April 11 at Baltimore (3rd inn., 5-4-3)  
**PUTOUT** - Fritz Brickell, April 11 at Baltimore (force out - Aspromonte to Brickell; batter - Russ Snyder; runner - Jackie Brandt)  
**ASSIST** - Ken Aspromonte, April 11 at Baltimore (force out - Aspromonte to Brickell; batter - Russ Snyder; runner - Jackie Brandt)  
**ERROR** - Fritz Brickell, April 11 at Baltimore (2nd inn. ground ball hit by Mary Breeding)

### PITCHERS

**PITCHER** - Eli Grba, April 11 at Baltimore (7-2 win)  
**FIRST PITCH** - Strike by Eli Grba to Jackie Brandt, April 11 at Baltimore  
**WINNING PITCHER** - Eli Grba, April 11 at Baltimore (7-2 score)  
**LOSING PITCHER** - Jerry Casale, April 15 at Boston (3-0 score)  
**SAVE** - Tom Morgan, April 30 vs. Kansas City, 1st game (1 IP)  
**HIT** - Jackie Brandt, April 11 at Baltimore (1st inn., single to left; Eli Grba)  
**DOUBLE** - Brooks Robinson, April 11 at Baltimore (5th inn. to center; Eli Grba)  
**TRIPLE** - Carl Yastrzemski, April 15 at Boston (3rd inn.; Jerry Casale)  
**HOME RUN** - Gary Geiger, April 17 at Boston (7th inn., Tom Morgan)  
**RUN** - Jim Gentile, April 11 at Baltimore (2nd inn., scored on error)  
**WALK** - Gene Stephens, April 11 at Baltimore (2nd inn. Eli Grba)  
**STRIKEOUT** - Jackie Brandt, April 11 at Baltimore (5th inn.; Eli Grba)  
**HIT BATTER** - Jerry Adair, May 2 vs. Baltimore (5th inn., Ted Bowsfield)  
**WILD PITCH** - Eli Grba, April 11 at Baltimore (6th inn.)

# Angels Year-by-Year Standings

Year	Pos.	W	L	Pct.	GA/GB	Manager	Home	Away
1961	8	70	91	.435	38 1/2	Bill Rigney	46-36	24-55
1962	3	86	76	.531	10	Bill Rigney	40-41	46-35
1963	9	70	91	.435	34	Bill Rigney	39-42	31-49
1964	5	82	80	.506	17	Bill Rigney	45-36	37-44
1965	7	75	87	.463	27	Bill Rigney	46-34	29-53
1966	6	80	82	.494	18	Bill Rigney	42-39	38-43
1967	5	84	77	.522	7 1/2	Bill Rigney	53-30	31-47
1968	8	67	95	.414	36	Bill Rigney	32-49	35-46
1969	3	71	91	.438	26	Bill Rigney (11-28) Lefty Phillips (60-63)	43-38	28-53
1970	3	86	76	.531	12	Lefty Phillips	43-38	43-38
1971	4	76	86	.469	25 1/2	Lefty Phillips	35-46	41-40
1972★	5	75	80	.484	18	Del Rice	44-46	31-44
1973	4	79	83	.488	15	Bob Winkles	43-38	36-45
1974	6	68	94	.420	22	Bob Winkles (30-44) +Dick Williams (36-48)	36-45	32-49
1975	6	72	89	.447	25 1/2	Dick Williams	35-46	37-43
1976	T4	76	86	.469	14	Dick Williams (39-57) Norm Sherry (37-29)	38-43	38-43
1977	5	74	88	.457	28	Norm Sherry (39-42) Dave Garcia (35-46)	39-42	35-46
1978	T2	87	75	.537	5	Dave Garcia (25-20) Jim Fregosi (62-55)	50-31	37-44
1979	1	88	74	.543	3	Jim Fregosi	49-32	39-42
1980	6	65	95	.406	32	Jim Fregosi	30-51	35-44
1981★★	5	51	59	.464	13 1/2	Jim Fregosi (22-25) Gene Mauch (29-34)	26-28	25-31
1982	1	93	69	.574	3	Gene Mauch	52-29	41-40
1983	T5	70	92	.432	29	John McNamara	35-46	35-46
1984	T2	81	81	.500	3	John McNamara	37-44	44-37
1985	2	90	72	.549	1	Gene Mauch	49-30	41-42
1986	1	92	70	.568	5	Gene Mauch	50-32	42-38
1987	T6	75	87	.463	10	Gene Mauch	38-43	37-44
1988	4	75	87	.463	29	++Cookie Rojas (75-79)	35-46	40-41
1989	3	91	71	.562	8	Doug Rader	52-29	39-42
1990	4	80	82	.494	23	Doug Rader	42-39	38-43
1991	7	81	81	.500	14	Doug Rader (61-63) Buck Rodgers (20-18)	40-41	41-40
1992	T5	72	90	.444	24	+++Buck Rodgers (33-40)	41-40	31-50
1993	T5	71	91	.438	23	Buck Rodgers	44-37	27-54
1994★★★★	4	47	68	.409	5 1/2	Buck Rodgers (16-23) ++++Marcel Lachemann (30-44)	23-40	24-28
1995★★★★★	2	78	67	.538	1	Marcel Lachemann	39-33	39-34
1996	4	70	91	.435	19 1/2	+++++Marcel Lachemann (52-59)	43-38	27-53
1997	2	84	78	.519	6	Terry Collins	46-36	38-42
1998	2	85	77	.525	3	+++++Terry Collins (79-75)	42-39	43-38
1999	4	70	92	.432	25	++++++Terry Collins (51-82)	37-44	33-48
<b>Totals</b>		<b>2987</b>	<b>3201</b>	<b>.483</b>			<b>1599-1507</b>	<b>1388-1694</b>

- + Totals do not include 2-2 under interim manager Whitey Herzog.
- ++ Totals do not include 0-8 under interim manager Moose Stubing.
- +++ Totals do not include 36-49 under interim manager John Wathan or 3-1 under interim/interim manager Marcel Lachemann.
- ++++ Totals do not include 1-1 under interim manager Bobby Knoop.
- +++++ Totals do not include 10-18 under interim manager John McNamara or 8-14 under interim/interim manager Joe Maddon.
- ++++++ Totals do not include 6-2 under interim manager Joe Maddon.
- +++++++ Totals do not include 19-10 under interim manager Joe Maddon.
- ★ Work stoppage, April 1-13, 1972.
- ★★ Work stoppage, June 12-July 30, 1981.
- ★★★ Work stoppage, Aug. 12, 1994-remainder of season.
- ★★★★ Work stoppage, April 2-24, 1995.

# Angels All-Time Roster

Includes every player who has been in at least one game for the Angels since 1961.

KEY: #-Right \*-Left +-Switch  
^-Interim manager

## Managers (19)

COLLINS, Terry ('97-99)  
FREGOSI, Jim ('78-81)  
GARCIA, Dave ('77-78)  
HERZOG, Whitey ('74)^  
KNOOP, Bobby ('94)^  
LACHEMANN, Marcel ('92^, '94-96)  
MADDON, Joe ('96^, '98^, '99^)  
MAUCH, Gene ('81-82, '85-87)  
McNAMARA, John ('83-84, '96^)  
PHILLIPS, Lefty ('69-71)  
RADER, Doug ('89-91)  
RICE, Del ('72)  
RIGNEY, Bill ('61-69)  
RODGERS, Buck ('91-94)  
ROJAS, Cookie ('86)  
SHERRY, Norm ('76-77)  
STUBING, Moose ('88)^  
WATHAN, John ('92-93)^  
WILLIAMS, Dick ('74-76)  
WINKLES, Bob ('73-74)

## Coaches (56)

ADAIR, Jerry ('75)  
BOWA, Larry ('97-99)  
BRIDGES, Rocky ('62-63, '68-71)  
BURLESON, Rick ('93-96)  
CAREW, Rod ('92-99)  
CLEAR, Bob ('76-87)  
COLEMAN, Joe ('87-90, '96-99)  
COUCHEE, Mike ('96)  
CRANDALL, Del ('77)  
DOWN, Rick ('87-88)  
ELLIOTT, Bob ('81)  
ETCHEBARREN, Andy ('77)  
GARCIA, Dave ('77)  
GOMEZ, Preston ('81-84)  
GRISSOM, Marv ('61-66, '68, '77-78)  
HEFFNER, Dan ('67-68)  
HENDRICK, George ('98-99)  
HERMAN, Billy ('67)  
HERMANDEZ, Chuck ('92-96)  
HERZOG, Whitey ('74-75)  
HINES, Bruce ('91)  
HOSCHET, Vern ('76)  
JOHNSON, Deron ('79-80, '89-92)  
KNOOP, Bobby ('79-96)  
KOENIG, Fred ('70-71)  
KRESS, Red ('61)  
LACHEMANN, Bill ('95-96)  
LACHEMANN, Marcel ('84-92, '97-98)  
LEMON, Bob ('67-68)  
LOWREY, peanuts ('72)  
MACHA, Ken ('92-94)  
**MADDON, Joe ('94-)**  
McDERMOTT, Mickey ('68)  
McNAMARA, John ('78)  
MORGAN, Tom ('72-74, '81-83)  
MUFFETT, Billy ('74-77)  
OLIVERAS, Max ('94)  
PAEPKE, Jack ('62-66)  
PARKER, Dave ('97)  
PARKER, Salty ('64-66, '73-74)  
POLE, Dick ('99)  
REBERGER, Frank ('91)  
REESE, Jimmie ('72-94)  
REISER, Pete ('70-71)  
RESINGER, Grover ('75-76)  
RICE, Del ('62-66)  
ROARKE, Mike ('67-69)  
RODRIGUEZ, Eddie ('96)  
ROBINSON, Frank ('77)  
ROSEBORO, John ('72-74)  
SHERRY, Larry ('79-80)  
SHERRY, Norm ('70-71, '76)  
SKINNER, Bob ('78)  
STUBING, Moose ('85-90)  
WATHAN, John ('92-93)  
WINKLES, Bob ('72)

## Players (694)

AASE, Don ('78-82, '84)^

ABBOTT, Jim ('89-92, '95-96)\*  
ABBOTT, Kyle ('91, '96)\*  
ABNER, Shawn ('91)^  
ADAMS, Ricky ('82-83)^  
ADCOCK, Joe ('64-66)^  
AIKENS, Willie ('77, '79)^  
ALDRETE, Mike ('95-96)\*  
ALICEA, Luis ('97)+  
ALLANSON, Andy ('95)^  
ALLIETTA, Bob ('75)^  
ALLEN, Lloyd ('69-73)^  
ALOMAR, Sandy ('69-74)+  
**ALVAREZ, Juan ('99-)**  
ALVAREZ, Orlando ('76)^  
AMARO, Ruben ('69)^  
AMARO, Ruben Jr. ('91)+  
ANDERSON, Brian ('93-95)\*  
**ANDERSON, Garret ('94-)**  
ANDERSON, Jim ('78-79)^  
ANDERSON, Kent ('89-90)^  
ARIAS, George ('96-97)^  
ARDELL, Dan ('61)  
ARMAS, Tony ('87-89)^  
ASPRONMONT, Ken ('61)^  
AVERILL, Earl ('61-62)^  
AZCUE, Joe ('69-70, '72)^

B  
BAHNSEN, Stan ('82)^  
BAILES, Scott ('90-92)\*  
BAILEY, Ed ('66)\*  
BALAZ, John ('74-75)^  
BANNISTER, Floyd ('91)\*  
BARBER, Steve ('72-73)\*  
BARLOW, Mike ('77-79)^  
BARR, Jim ('79-80)^  
**BAUGHMAN, Justin ('98-)**  
BAYLOR, Don ('77-82)^  
BEASLEY, Chris ('91)^  
BECQUER, Julio ('61)\*  
**BELCHER, Tim ('99-)**  
BELINSKY, Bo ('62-64)\*  
BENIQUEZ, Juan ('81-85)^  
BENNETT, Dennis ('68)\*  
BENNETT, Erik ('95)^  
BERRY, Ken ('71-73)^  
BICHETTE, Dante ('88-90)^  
BIELECKI, Mike ('95)^  
BILKO, Steve ('61-62)^  
BLATERIC, Steve ('75)^  
BLYLEVEN, Bert ('89-92)\*  
BOCHTE, Bruce ('74-77)\*  
BOLICK, Frank ('98)+  
BONDS, Bobby ('76-77)^  
BOONE, Bob ('82-88)^  
BORBON, Pedro ('69)^  
BORDERS, Pat ('96)^  
BOSKIE, Shawn ('95-96)^  
BOSLEY, Thad ('77, '88)\*  
BOSTOCK, Lyman ('78)\*  
BOTTING, Ralph ('79-80)\*  
BOTZ, Bob ('62)^  
BOVEE, Mike ('97)^  
BOWSFIELD, Ted ('61-62)\*  
BRADLEY, Tom ('69-70)^  
BRADY, Brian ('89)\*  
BRETT, Ken ('77-78)\*  
BREWER, Jim ('75-76)\*  
BRICKELL, Fritz ('61)^  
BRIDGES, Rocky ('61)^  
BRIGGS, Dan ('75-77)\*  
BROOKS, Bobby ('73)^  
BROOKS, Hubie ('92)^  
BROWN, Curt ('83)^  
BROWN, Mike ('83-85, '88)^  
BROWN, Randy ('69-70)\*  
BROWN, Steve ('83-84)^  
BRUNANSKY, Tom ('61)^  
BRUNET, George ('64-69)\*  
BRYDEN, T.R. ('86)^  
BUCKNER, Bill ('87-88)\*  
BUICE, DeWayne ('87-88)^  
BURDETTE, Lou ('66-67)^  
BURGESS, Tom ('62)\*  
BURGMEIER, Tom ('68)\*  
BURKE, Leo ('61-62)^  
BURLESON, Rick ('81-86)^  
BUTCHER, Mike ('92-95)^

C  
CADARET, Greg ('97-98)\*

CAMPANERIS, Bert ('79-81)^  
CANDELARIA, John ('85-87)\*  
CANERIA, John ('77-78)^  
CARDENAL, Jose ('65-67)^  
CARDENAS, Leo ('72)^  
CAREW, Rod ('79-85)\*  
CASALE, Jerry ('61)^  
CAUSEY, Wayne ('68)\*  
CERV, Bob ('61)^  
CHADWICK, Ray ('86)^  
CHALK, Dave ('73-78)^  
CHANCE, Bob ('69)\*  
CHANCE, Dean ('61-66)^  
CHAVEZ, Anthony ('97)^  
CHRISTENSEN, Bruce ('71)\*  
CIMINO, Pete ('67-68)^  
CIMOLI, Gino ('65)^  
CLARK, Bob ('79-83)^  
CLARK, Rick ('67-69, '71-72)^  
CLARK, Terry ('88-89)^  
CLEAR, Mark ('79-80, '90)^  
CLEMENTS, Pat ('85)\*  
CLEVENGER, Tex ('61)^  
CLUBURN, Stan ('80)^  
CLUBURN, Stewart ('84-85, '88)^  
CLINTON, Lou ('64-65)^  
COACHMAN, Pete ('90)^  
COATES, Jim ('65-67)^  
**COLANGELO, Mike ('99-)**  
COLETTA, Chris ('72)\*  
COLLINS, Dave ('75-76)+  
CONIGLIARO, Tony ('71)^  
CONSOLO, Billy ('62)^  
COOK, Mike ('66-88)^  
**COOPER, Brian ('99-)**  
CORBETT, Doug ('82-86)^  
CORBETT, Sherman ('88-90)\*  
CORREIA, Rod ('93-95)^  
COTTIER, Chuck ('68-69)^  
COUGHTRY, Marian ('62)\*  
COWAN, Billy ('69-72)^  
COWENS, Al ('80)^  
COX, Terry ('70)^  
CRIM, Chuck ('92-93)^  
CRON, Chris ('91)^  
CRUZ, Todd ('80)^  
CUELLAR, Mike ('77)\*  
CUMBERLAND, John ('74)\*  
CURTIS, Chad ('92-94)^  
CURTIS, John ('82-84)\*

D  
D'ACQUISTO, John ('81)^  
DADE, Paul ('75-76)^  
DALESANDRO, Mark ('94)^  
DARWIN, Bob ('62)^  
DAVALILLO, Vic ('69-69)\*  
**DAVANON, Jeff ('99-)**  
DAVANON, Jerry ('73)^  
DAVIS, Alvin ('92)\*  
DAVIS, Bob ('81)^  
DAVIS, Chili ('88-90, '93-96)+  
DAVIS, Doug ('88)^  
DAVIS, Mark ('91)^  
DAVIS, Tommy ('76)^  
DAVIS, Willie ('79)\*  
**DECKER, Steve ('99-)**  
DeGINCES, Doug ('82-87)^  
DEES, Charlie ('63-65)\*  
DeLUCIA, Rich ('97-98)^  
**DICKSON, Jason ('96-)**  
DIMICHELE, Frank ('88)\*  
**DISARCINA, Gary ('89-)**  
DOBSON, Chuck ('74-75)^  
DOHERTY, John ('74-75)\*  
DONOHUE, Jim ('61-62)^  
DONOHUE, Tom ('79-80)^  
DOPSON, John ('94)^  
DORSETT, Brian ('88)^  
DORSEY, Jim ('80)\*  
DOWNING, Brian ('78-90)\*  
DOYLE, Denny ('74-75)\*  
DOYLE, Paul ('70, '72)\*  
DRAGO, Dick ('76-77)^  
DUCEY, Rob ('92)\*  
DUKES, Tom ('72)^  
DULIBA, Bob ('63-64)^  
DUNNING, Steve ('78)^  
DUREN, Ryne ('61-62)^  
**DURRINGTON, Tremi ('99-)**

# Angels All-Time Roster

- EASLER, Mike** ('76)\*  
**EASLEY, Damion** ('92-96)#  
**EDDY, Steve** ('79)\*  
**EDENFIELD, Ken** ('95-96)#  
**EDMONDS, Jim** ('93)\*  
**EENHOORT, Robert** ('96-97)#  
**EGAN, Dick** ('66)\*  
**EGAN, Tom** ('65-70, '74-75)#  
**EICHHORN, Mark** ('90-92, '96)#  
**ELLIS, Robert** ('96)#  
**ELLIS, Sammy** ('68)#  
**ENCARNACION, Angelo** ('97)#  
**EPPARD, Jim** ('87-89)\*  
**EPSTEIN, Mike** ('73-74)\*  
**ERSTAD, Darin** ('96)\*  
**ETCHEBARRÉN, Andy** ('75-77)#  
 †  
**FABREGAS, Jorge** ('94-97)\*  
**FAIRLY, Ron** ('78)\*  
**FARRELL, John** ('93-94)#  
**FELIX, Junior** ('91-92)+  
**FERGUSON, Joe** ('81-83)#  
**FERRIS, Bob** ('78-80)#  
**FETTERS, Mike** ('89-91, '98)#  
**FIELDER, Cecil** ('90)#  
**FIGUEROA, Ed** ('74-75)#  
**FIMPLE, Jack** ('87)\*  
**FINLEY, Chuck** ('86-99)\*  
**FISCHER, Todd** ('86)#  
**FISHER, Eddie** ('69-72)#  
**FITZGERALD, Mike** ('92)\*  
**FITZMORRIS, Al** ('78)\*  
**FLORA, Kevin** ('91, '95)#  
**FLORES, Gil** ('77)\*  
**FOILES, Hank** ('83-64)#  
**FOLI, Tim** ('82-83)#  
**FORD, Dan** ('79-81)\*  
**FORSCH, Ken** ('81-86)\*  
**FORSTER, Terry** ('86)\*  
**FORTUGNO, Tim** ('92-93)\*  
**FOSTER, Alan** ('72)\*  
**FOWLER, Art** ('61-64)\*  
**FOWLKES, Atari** ('85)\*  
**FOYTACK, Paul** ('63-64)#  
**FRASER, Willie** ('86-90)#  
**FREGOSI, Jim** ('61-71)#  
**FREY, Steve** ('92-93)\*  
**FROHWIRTH, Todd** ('96)#  
**FROST, Dave** ('78-81)#  
**FYHRIE, Mike** ('99-)#  
 ‡  
**GABRIELSON, Len** ('67)\*  
**GAETTI, Gary** ('91-93)#  
**GALLAGHER, Al** ('73)#  
**GALLAGHER, Dave** ('91, '95)#  
**GARCIA, Carlos** ('98)#  
**GARCIA, Miguel** ('87)\*  
**GARR, Ralph** ('79-80)\*  
**GARRETT, Adrian** ('75-76)\*  
**GARRETT, Greg** ('70)\*  
**GARVER, Ned** ('61)\*  
**GATEWOOD, Aubrey** ('63-65)#  
**GEISHERT, Vern** ('69)#  
**GERBER, Craig** ('85)\*  
**GILBRETH, Bill** ('74)\*  
**GLAUS, Troy** ('98-)#  
**GOHR, Greg** ('96)#  
**GOLTZ, Dave** ('82-83)#  
**GONZALES, Larry** ('93)#  
**GONZALES, Rene** ('92-93, '95)#  
**GONZALEZ, Jose** ('92)\*  
**GONZALEZ, Tony** ('70-71)\*  
**GODDWIN, Dan** ('75, '77-78)\*  
**GOTAY, Julio** ('65)#  
**GRABARKIEWITZ, Bill** ('73)#  
**GRAHE, Joe** ('90-94)\*  
**GRBA, Eli** ('61-63)#  
**GREBECK, Craig** ('97)\*  
**GREEN, Lenny** ('64)\*  
**GREENE, Todd** ('96-)#  
**GRICH, Bobby** ('77-86)#  
**GRIFFIN, Doug** ('70)#  
**GRIFFIN, Tom** ('78)\*  
**GRIMSLEY, Jason** ('96)#  
**GROSS, Kevin** ('97)\*  
**GRUBER, Kelly** ('93)\*  
**GUBICZA, Mark** ('97)#  
**GUERRERO, Mario** ('76-77)#  
 ††  
**HABYAN, John** ('95)#  
**HALICKI, Ed** ('80)#  
**HALL, Jimmie** ('67-68)\*  
**HAMILTON, Jack** ('67-68)#  
**HAMLIN, Ken** ('61)\*  
**HAMPTON, Ike** ('75-79)+  
**HANCOCK, Ryan** ('96)#  
**HAND, Rich** ('73)#  
**HARKEY, Mike** ('95)#  
**HARLOW, Larry** ('79-81)\*  
**HARPER, Brian** ('79, '81)#  
**HARPER, Tommy** ('75)#  
**HARRELSON, Bill** ('68)#  
**HARRIS, John** ('79-81)\*  
**HARRIS, Pep** ('96-99)#  
**HARTZELL, Paul** ('76-78)#  
**HARVEY, Bryan** ('87-92)#  
**HASEGAWA, Shigetoshi** ('97-)#  
**HASSLER, Andy** ('71, '73-76, '80-83)\*  
**HATHAWAY, Hilby** ('92-93)\*  
**HAYES, Von** ('92)\*  
**HEFFNER, Bob** ('68)#  
**HEISE, Bob** ('74)#  
**HELD, Woodie** ('67-68)#  
**HEMAN, Russell** ('61)#  
**HEMPHILL, Bret** ('99-)+  
**HENDRICK, George** ('85-88)#  
**HENDERSON, Rickey** ('97)#  
**HERNANDEZ, Jackie** ('65-66)#  
**HERRMANN, Ed** ('76)\*  
**HIATT, Jack** ('64, '72)#  
**HIBBS, Jim** ('67)#  
**HICKS, Jim** ('89-70)#  
**HILL, Donnie** ('90-91)+  
**HILL, Ken** ('97-)#  
**HINTON, Chuck** ('68)#  
**HOBSON, Butch** ('81)#  
**HOCKENBERRY, Chuck** ('75)#  
**HOFFMAN, Glenn** ('89)#  
**HOLLAND, Al** ('85)\*  
**HOLLINS, Dave** ('97-98)+  
**HOLTZ, Mike** ('96-)\*  
**HOLZEMER, Mark** ('93, '95-96)\*  
**HOWARD, Doug** ('72-74)#  
**HOWELL, Jack** ('85-91, '96-97)\*  
**HUDLER, Rex** ('94-96)#  
**HUDSON, Charlie** ('75)\*  
**HUMPHREY, Terry** ('76-79)#  
**HUNJ, Ken** ('61-63)#  
**HUSON, Jeff** ('99)\*  
 †  
**JACKSON, Bo** ('94)#  
**JACKSON, Reggie** ('82-86)\*  
**JACKSON, Ron** ('75-78, '82-84)#  
**JAMES, Johnny** ('61)#  
**JAMES, Mike** ('95-99)#  
**JAVIER, Stan** ('93)+  
**JEFFERIES, Gregg** ('98)+  
**JEFFERSON, Jesse** ('81)#  
**JOHN, Tommy** ('82-85)\*  
**JOHNSON, Alex** ('70-71)#  
**JOHNSON, Lou** ('61, '69)#  
**JOHNSON, Mark** ('98)\*  
**JOHNSTONE, Jay** ('66-70)+  
**JONES, Bob** ('76-77)\*  
**JONES, Ruppert** ('85-87)\*  
**JOYNER, Wally** ('86-91)\*  
**JUDEN, Jeff** ('98)\*  
 †  
**KAUFMAN, Curt** ('84)#  
**KEALEY, Steve** ('68-70)#  
**KEEDY, Pat** ('85)#  
**KELLEHER, Mick** ('82)#  
**KELSO, Bill** ('64-67)#  
**KINGMAN, Dave** ('77)#  
**KIPPER, Bob** ('85)\*  
**KIRKPATRICK, Ed** ('62-68)\*  
**KIRKWOOD, Don** ('74-77)#  
**KISON, Bruce** ('80-84)#  
**KLINE, Ron** ('61)#  
**KLUSZEWSKI, Ted** ('61)\*  
**KNAPP, Chris** ('78-80)#  
**KNOPP, Bobby** ('64-69)#  
**KOPPE, Joe** ('61-65)#  
**KOSCO, Andy** ('72)#  
**KOSTRO, Frank** ('63)#  
**KRAWCZYK, Ray** ('88)#  
**KREUTER, Chad** ('97, '98)+  
**KUBSKI, Gil** ('80)\*  
**KUHAULUA, Fred** ('77)\*  
**KUSNYER, Art** ('71-73)#  
 †  
**LACEY, Bob** ('83)\*  
**LaCORTE, Frank** ('84)#  
**LAHOUD, Joe** ('74-76)\*  
**LANDREAUX, Ken** ('77-78)\*  
**LANGE, Dick** ('72-75)#  
**LANGSTON, Mark** ('90-97)\*  
**LANSFORD, Carney** ('78-80)#  
**LaROCHE, Dave** ('70-71, '77-80)\*  
**LASHER, Fred** ('71)#  
**LATMAN, Barry** ('64-65)#  
**LAZORKO, Jack** ('67-88)#  
**LEE, Bob** ('64-66)#  
**LEE, Don** ('62-65)#  
**LEE, Mike** ('63)\*  
**LEEK, Gene** ('61-62)#  
**LEFFERTS, Craig** ('94)\*  
**LEFTWICH, Phil** ('93-94, '96)#  
**LEITER, Mark** ('94)#  
**LEJA, Frank** ('62)\*  
**LEMANCZYK, Dave** ('80)#  
**LEVINE, Al** ('99-)#  
**LEWIS, Scott** ('90-94)#  
**LEYRITZ, Jim** ('97)#  
**LINARES, Rufino** ('85)#  
**LIND, Jose** ('95)#  
**LINTON, Doug** ('93)#  
**LLENAS, Winston** ('68-69, '72-75)#  
**LOCKE, Bobby** ('67-68)#  
**LOCKWOOD, Skip** ('74)#  
**LOPEZ, Carlos** ('76)#  
**LOPEZ, Marcelino** ('65-67)\*  
**LOPEZ, Ramon** ('66)#  
**LORRAINE, Andrew** ('94-95)\*  
**LOVELACE, Vance** ('88-80)\*  
**LOVULLO, Torey** ('93)+  
**LUBRATICH, Steve** ('81, '83)#  
**LUCAS, Gary** ('86-87)\*  
**LUGO, Urbano** ('85-88)#  
**LUKE, Matt** ('99)\*  
**LYONS, Barry** ('91)#  
**LYNN, Fred** ('81-84)\*  
 †  
**McBRIDE, Ken** ('61-65)#  
**McCASKILL, Kirk** ('85-91)#  
**McCLURE, Bob** ('89-91)\*  
**McCRAW, Tom** ('73-74)\*  
**McDOWELL, Jack** ('96-99)#  
**McELROY, Chuck** ('96-97)\*  
**McFARLANE, Orlando** ('67-68)#  
**McGLOTHLIN, Jim** ('65-69)#  
**McLAUGHLIN, Byron** ('83)#  
**McLEMORE, Mark** ('86-90)+  
**McMULLEN, Ken** ('70-72)\*  
 †  
**MACHEMER, Dave** ('78)#  
**MACK, Tony** ('85)#  
**MAGNAITE, Mike** ('99)+  
**MAGRANE, Joe** ('93-94)\*  
**MAHLER, Mickey** ('81-82)\*  
**MALONEY, Jim** ('71)#  
**MALZONE, Frank** ('66)#  
**MARSHALL, Mike** ('91)#  
**MARTIN, Paco** ('98)#  
**MARTINEZ, Carlos** ('95)#  
**MARTINEZ, Fred** ('80-81)#  
**MASHORE, Damon** ('98)#  
**MAY, Carlos** ('77)\*  
**MAY, Darrell** ('96-97)\*  
**MAY, Ruddy** ('65, '69-74)\*  
**MELTON, Bill** ('76)#  
**MELLON, Rudy** ('71, '73-75)\*  
**MESSERSMITH, Andy** ('68-72)\*  
**MEYER, Robert** ('64)\*  
**MILEY, Mike** ('75-76)+  
**MILLER, Darrell** ('84-88)#  
**MILLER, Dyar** ('77-79)\*  
**MILLER, Rick** ('78-80)\*  
**MINCHER, Don** ('67-68)\*  
**MINTON, Greg** ('87-90)#  
**MINTZ, Steve** ('99)#  
**MOLLER, Ron** ('61-63)\*  
**MOLINA, Bengie** ('98-)#  
**MONGE, Sid** ('75-77)\*  
**MONTAGUE, John** ('79-80)#  
**MONTANEZ, Guillermo** ('66)\*  
**MONTEAGUDO, Aurelio** ('73)#  
**MONTELEONE, Rich** ('88-89, '95-96)#  
**MOORE, Balor** ('77)\*  
**MOORE, Donnie** ('85-88)#

# Angels All-Time Roster

MORAN, Billy ('61-64)†  
 MORENO, Angel ('81-82)\*  
 MORENO, Jose ('82)+  
 MORGAN, Tom ('61-63)†  
 MORRIS, John ('92)\*  
 MORTON, Bubba ('66-69)†  
 MOSES, Jerry ('71)†  
 MOTTON, Curt ('72)†  
 MULLINIKS, Ranco ('77-79)\*  
 MURPHY, Tom ('68-72)†  
 MURRAY, Eddie ('97)+  
 MYERS, Greg ('92-95)\*  
 -N-  
 NARRON, Jerry ('83-85)\*  
 NAVARRO, Julio ('62-64)†  
 NELSON, Gene ('93)†  
 NELSON, Mel ('63)\*  
 NETTLES, Morris ('74-75)\*  
 NEVIN, Phil ('98)†  
 NEWMAN, Fred ('62-67)†  
 NIELSEN, Jerry ('93)\*  
 NOBOA, Junior ('88)†  
 NOLAN, Gary ('77)†  
 NORDBROOK, Tim ('76)†  
 NUXHALL, Joe ('62)\*  
 -O-  
 OBERKFEHL, Ken ('92)\*  
 O'BERRY, Mike ('83)†  
 O'BRIEN, Charlie ('98-99)†  
 O'BRIEN, Syd ('71-72)†  
 OLIVER, Bob ('72-74)†  
 OLIVARES, Omar ('98-99)†  
 ORTEGA, Phil ('69)†  
**ORTIZ, Ramon ('99)-†**  
 ORTON, John ('89-93)†  
 OSINSKI, Dan ('62-64)†  
 OTT, Ed ('81)\*  
 OVERY, Mike ('76)†  
 OWEN, Spike ('94-95)+  
 OYLER, Ray ('70)†  
 -P-  
 PACTWA, Joe ('75)\*  
**PALMEIRO, Orlando ('95)-†**  
 PARKER, Billy ('71-73)†  
 PARKER, Dave ('91)\*  
 PARRISH, Lance ('89-92)†  
 PATEK, Fred ('80-81)†  
 PATTERSON, Bob ('94-95)\*  
 PATTERSON, Ken ('93, '94)\*  
 PATTING, Marty ('68)†  
 PEARSON, Albie ('61-66)\*  
 PENA, Orlando ('74-75)†  
 PENNINGTON, Brad ('96)\*  
**PERCIVAL, Troy ('95)-†**  
 PEREZ, Eduardo ('93-95)†  
 PEREZ, Marty ('89-70)†  
 PERISHO, Matt ('97)\*  
 PERRANOSKI, Ron ('73)\*  
 PERRY, Bob ('63-64)†  
**PETKOVSEK, Mark ('99)-†**  
 PETRY, Dan ('88-89)†  
 PETTIS, Gary ('82-87)+  
 PHILLIPS, Tony ('95, '97)+  
 PICCINOLO, Rob ('84)†  
 PICHE, Ron ('65)†  
 PIERSALL, Jimmy ('63-67)†  
 PINA, Horacio ('74)†  
 PINSON, Vada ('72-73)\*  
 POLIDOR, Gustavo ('85-88)†  
 POLONIA, Luis ('90-93)\*  
**POTE, Lou ('99)-†**  
 POWER, Vic ('64-65)†  
 PRIDDY, Bob ('69)†  
 PRITCHETT, Chris ('96, '98-99)\*  
 -Q-  
 QUEEN, Mel ('70-72)†  
 QUINTANA, Luis ('74-75)\*  
 -R-  
 RAMIREZ, Orlando ('74-77, '79)†  
 RAMOS, Domingo ('88)†  
 RANREW, Merritt ('65)\*  
 RAU, Doug ('81)\*  
 RAY, Johnny ('87-90)+  
 RAZIANO, Barry ('74)†  
 REDFIELD, Joe ('88)†  
 REED, Howie ('66)†  
 REICHARDT, Rick ('64-70)†  
 REMY, Jerry ('75-77)\*  
 RENKO, Steve ('81-82)†

REPOZ, Roger ('67-72)\*  
 RETTENMUND, Merv ('78-80)†  
 REUSS, Jerry ('67)\*  
 REYNOLDS, Archie ('71)†  
 REYNOLDS, Harold ('94)+  
 REYNOLDS, Tom ('70-71)†  
 RICE, Del ('61)†  
 RICHARDSON, Jeff ('90)†  
 RIVERS, Mickey ('70-75)\*  
 ROBERTSON, Rlich ('98)\*  
 ROBINSON, Don ('92)†  
 ROBINSON, Jeff ('91)†  
 ROBINSON, Frank ('73-74)†  
 RODGERS, Bob ('61-69)+  
 RODRIGUEZ, Aurelio ('67-70)†  
 RODRIGUEZ, Ellie ('74-75)†  
 ROJAS, Minnie ('66-68)†  
 ROMANICK, Ron ('84-86)†  
 ROOF, Phil ('65)†  
 ROSE, Bobby ('89-92)†  
 ROSE, Don ('72)†  
 ROSS, Gary ('75-77)†  
 RUBIO, Jorge ('96-67)†  
 RUDI, Joe ('77-80)†  
 RUHLE, Vern ('86)†  
 RUIZ, Chico ('70-71)+  
 RYAL, Mark ('86-87)\*  
 RYAN, Nolan ('72-79)†  
 -S-  
 SADOWSKI, Bob ('63)\*  
 SADOWSKI, Ed ('61-63)†  
**SALMON, Tim ('92)-†**  
 SAMPEN, Bill ('94)†  
 SANCHEZ, Luis ('81-85)†  
 SANDERS, Ken ('74)†  
 SANDERSON, Scott ('93, '95-96)†  
 SANDS, Charlie ('73-74)\*  
 SANFORD, Jack ('65-67)†  
 SATTIAND, Tom ('61-69)\*  
 SCHAAL, Paul ('64-68, '74)†  
 SCHEINBLUM, Ritchie ('73-74)+  
 SCHMIDT, Jeff ('96)-†  
**SCHOENEWEIS, Scott ('99)-†**  
 SCHOFIELD, Dick ('83-92, '96)†  
 SCHROEDER, Bill ('89-90)†  
 SCHU, Rick ('90)†  
 SCHULER, Dave ('79-80)\*  
 SCHWARZ, Jeff ('94)†  
 SCONIERS, Daryl ('81-85)\*  
 SCOTT, Darryl ('93)†  
 SCOTT, Mickey ('75-77)\*  
 SELLS, Dave ('72-75)†  
 SELMA, Dick ('74)†  
 SEMPROCH, Roman ('61)†  
 SHANK, Harvey ('70)†  
 SHEETS, Andy ('99)†  
 SHERRY, Larry ('68)†  
 SHOCKLEY, Costen ('65)\*  
 SHIPLEY, Craig ('98)†  
 SIEBERN, Norm ('66)\*  
 SILVEREO, Tomas ('70-72)\*  
 SILVESTRI, Dave ('99)†  
 SIMMONS, Curt ('67)\*  
 SIMPSON, Dick ('62, '64-65)†  
 SIMPSON, Wayne ('77)†  
 SINGER, Bill ('73-75)†  
 SKAGGS, Dave ('80)†  
 SKOWRON, Bill ('67)†  
 SLATON, Jim ('84-86)†  
 SLAUGHT, Don ('96)†  
 SMITH, B.G. ('65)†  
 SMITH, Billy ('75-76)+  
 SMITH, D.W. ('84-85)†  
 SMITH, Dwight ('94)\*  
 SMITH, Lee ('95-96)†  
 SMITH, Willie ('64-66)\*  
 SNOW, J.T. ('93-96)+  
 SOJO, Luis ('91-92)†  
 SOLAITA, Tony ('76-78)\*  
 SPANGLER, Al ('65-66)\*  
 SPARKS, Steve ('98-99)†  
 SPENCER, Jim ('68-73)\*  
 SPRINGS, Jack ('61-64)\*  
 SPRINGER, Dennis ('96-97)†  
 SPRINGER, Russ ('93-95)†  
 SPROUT, Bob ('61)\*  
 STANTON, Leroy ('72-76)†  
 STEIRER, Ricky ('82-84)†  
 STELMASZEK, Rick ('73)\*  
 STEPHENSON, John ('71-73)\*

STEVENS, Lee ('90-92)\*  
 STILLWELL, Kurt ('93)+  
 STONEMAN, Bill ('74)†  
 STUART, Dick ('69)†  
 STUBING, Larry ('67)\*  
 SUKAKIS, Bill ('75)+  
 SUKLA, Ed ('64-65)†  
 SUTTON, Don ('85-87)†  
 SWAN, Craig ('84)†  
 SWINGLE, Paul ('93)†  
 -T-  
 TANANA, Frank ('73-80)\*  
 TANNER, Chuck ('61-62)\*  
 TATUM, Jarvis ('68-70)†  
 TATUM, Ken ('69-70)†  
 TAYLOR, Bob ('67)†  
 THOMAS, Dernel ('84)+  
 THOMAS, George ('61-63)†  
 THOMAS, Lee ('61-64)\*  
 THOMPSON, Jason ('80)\*  
 THON, Dickie ('79-80)†  
 THROEBERRY, Faye ('61)\*  
 TIANT, Luis ('82)†  
 TINGLEY, Ron ('89-93)†  
 TORBORG, Jeff ('71-73)†  
 TORRES, Rusty ('76-77)+  
 TORRES, Felix ('62-64)†  
 TRAVERS, Bill ('81-83)\*  
 TREVINO, Bobby ('66)†  
 TURLEY, Bob ('63)†  
 TURNER, Chris ('93-97)†  
 TURNER, Ken ('67)\*  
 -U-  
 UNROE, Tim ('99)†  
 -V-  
 VALENTINE, Bobby ('73-75)†  
 VALENTINE, Ellis ('83)+  
 VALENZUELA, Fernando ('01)\*  
 VALERA, Julio ('92-95)†  
 VAN BURKLEO, Ty ('93)\*  
 VAN RYH, Ben ('98)\*  
**VAUGHN, Mo ('99)-†**  
 VELARDE, Randy ('96-99)†  
 VENABLE, Max ('89-91)\*  
 VERHOEVEN, John ('76-77)†  
 VINSON, Charlie ('66)\*  
 VOSS, Bill ('69-70)\*  
 -W-  
 WAGNER, Leon ('61-63)\*  
**WALBECK, Matt ('98)-†**  
 WALEWANDER, Jim ('93)+  
 WALKER, Clinco ('88)+  
 WALKER, Tom ('77)†  
 WALLACE, Don ('67)\*  
 WALLACH, Tim ('96)†  
 WALTON, Jerome ('93)†  
 WANTZ, Dick ('65)†  
 WARNER, Jack ('66)†  
 WASHBURN, Greg ('69)†  
**WASHBURN, Jarrod ('98)-†**  
 WASHINGTON, Claudell ('89-90)\*  
 WATSON, Allen ('97-98)†  
 WEAVER, Jim ('67-68)\*  
 WERHAS, Gary ('67)†  
 WHEELLOCK, John ('76)†  
 WHITE, Devon ('85-90)+  
 WHITMER, Dan ('80)†  
 WILFONG, Rob ('82-86)\*  
 WILHELM, Hoyt ('69)†  
 WILLHITE, Nick ('67)\*  
 WILLIAMS, Mitch ('95)\*  
 WILLIAMS, Reggie ('92, '96-99)†  
 WILLIAMS, Shad ('96-97)†  
 WILSHUSEN, Terry ('73)†  
 WILSON, Tack ('87)†  
 WILSON, Trevor ('98)\*  
 WINDHORN, Gordon ('62)†  
 WINFIELD, Dave ('90-91)†  
 WITT, George ('62)†  
 WITT, Mike ('81-90)†  
 WOLF, Wally ('69-70)†  
 WRIGHT, Clyde ('66-73)\*  
 WYNEGAR, Bulch ('87-88)+  
 WYNNIE, Billy ('71)†  
 -Y-  
 YOUNG, Cliff ('90-91)\*  
 YOST, Eddie ('61-62)†  
 -Z-  
 ZAHN, Geoff ('81-85)\*

# Year-By-Year Statistical Review

(★ denotes league leader)

## 1961 Angels Batting

PLAYER	AVG	G	AB	R	H	TB	2B	3B	HR	RBI	SH	SF	HP	BB	IBB	SO	SB	CS
Ardell	.250	7	4	1	1	1	0	0	0	0	1	0	0	1	0	2	0	0
Aspromonte	.223	66	238	29	53	69	10	0	2	14	3	0	2	33	1	21	0	0
Averill	.266	115	323	56	86	158	9	0	21	59	1	4	2	62	1	70	1	0
Becquer	.000	11	8	0	0	0	0	0	0	0	0	0	0	1	0	5	0	0
Bilko	.279	114	294	49	82	160	16	1	20	59	0	2	0	58	2	81	1	1
Bowfield	.137	46	51	5	7	10	1	1	0	2	2	0	0	2	0	19	0	0
Brickell	.122	21	49	3	6	6	0	0	0	3	0	0	0	6	0	9	0	0
Bridges	.240	84	229	20	55	68	5	1	2	15	4	0	1	26	0	37	1	0
Burke	.000	6	5	0	0	0	0	0	0	0	0	0	0	0	0	1	0	0
Casale	.462	13	13	2	6	11	2	0	1	2	0	0	0	1	0	4	0	0
Cerv	.158	18	57	3	9	18	3	0	2	6	1	1	0	1	0	8	0	0
Chance	.000	5	5	0	0	0	0	0	0	0	0	0	0	0	0	2	0	0
Clevenger	.000	12	3	0	0	0	0	0	0	0	0	0	0	0	0	1	0	0
Donohue	.148	38	27	0	4	5	1	0	0	1	0	0	0	0	0	7	0	0
Duren	.040	40	25	2	1	1	0	0	0	3	1	0	0	3	0	15	0	0
Fowler	.077	53	13	1	1	1	0	0	0	0	3	0	0	0	0	3	0	0
Fregosi	.222	11	27	7	6	6	0	0	0	3	1	0	0	1	0	4	0	0
Garver	.000	12	6	0	0	0	0	0	0	0	1	0	0	0	0	3	0	0
Grba	.234	42	64	8	15	24	3	0	2	11	8	1	1	6	0	17	0	0
Hamlin	.209	42	91	4	19	25	3	0	1	5	1	1	1	11	2	9	0	1
Hernan	.000	6	1	0	0	0	0	0	0	0	0	0	0	0	0	1	0	0
Hunt	.255	149	479	70	122	232	29	3	25	84	3	6	4	49	1	120	8	2
James	.000	43	13	3	0	0	0	0	0	0	0	0	1	0	0	5	0	0
Johnson, J.	.000	1	0	0	0	0	0	0	0	0	0	0	0	0	0	0	0	0
Kline	.097	26	31	0	3	3	0	0	0	0	3	0	0	1	0	17	0	0
Kluszewski	.243	107	263	32	64	121	12	0	15	39	0	3	0	24	5	23	0	0
Koppe	.251	91	338	46	85	116	12	2	5	40	6	2	1	45	0	77	3	3
Leek	.226	57	199	16	45	71	9	1	5	20	3	0	2	7	0	54	0	1
McBride	.084	45	83	5	7	10	3	0	0	2	6	0	0	3	0	35	0	0
Moeller	.207	35	29	2	6	7	1	0	0	2	1	0	0	8	0	14	0	0
Moran	.260	54	173	17	45	60	7	1	2	22	6	1	1	17	1	16	0	0
Morgan	.083	59	12	1	1	1	0	0	0	0	0	0	0	1	0	4	0	0
Pearson	.288	144	427	92	123	171	21	3	7	41	7	2	3	96	1	40	11	3
Rice	.241	44	83	11	20	36	4	0	4	11	3	1	0	20	5	19	0	1
Rodgers	.321	16	56	8	18	26	2	0	2	13	0	0	0	1	0	6	0	0
Sadowski	.232	69	164	16	38	63	13	0	4	12	2	1	0	11	1	33	2	3
Satriano	.198	35	96	15	19	29	5	1	1	8	1	0	1	12	0	16	2	0
Semproch	.000	2	0	0	0	0	0	0	0	0	0	0	0	0	0	0	0	0
Spring	.000	18	8	0	0	0	0	0	0	0	3	0	0	1	0	5	0	0
Sprout	.000	1	0	0	0	0	0	0	0	0	1	0	0	0	0	0	0	0
Tanner	.125	7	8	0	1	1	0	0	0	0	0	0	0	2	0	2	0	0
Thomas, G.	.280	79	282	39	79	132	12	1	13	59	3	2	3	21	1	66	3	6
Thomas, L.	.284	130	450	77	128	221	11	5	24	70	2	3	2	47	2	74	0	5
Throneberry	.194	24	31	1	6	7	1	0	0	1	0	0	5	0	10	0	0	0
Wagner	.280	133	453	74	127	234	19	2	28	79	0	7	3	48	2	65	5	1
Yost	.202	76	213	29	43	56	4	0	3	15	2	0	2	50	0	48	0	1
<b>TOTALS</b>	<b>.245</b>	<b>161</b>	<b>5424</b>	<b>744</b>	<b>1331</b>	<b>2160</b>	<b>218</b>	<b>22</b>	<b>189</b>	<b>700</b>	<b>80</b>	<b>37</b>	<b>30</b>	<b>681</b>	<b>25</b>	<b>1068</b>	<b>37</b>	<b>28</b>

## 1961 Angels Pitching

PITCHER	W-L	ERA	G	GS	CG	SHO	SV	IP	H	R	ER	HR	HB	BB	IB	SO	WP	BK
Bowfield	11-8	3.73	41	21	4	1	0	157	154	75	65	18	1	63	3	88	3	0
Casale	1-5	6.54	13	7	0	0	0	42.2	52	34	31	9	1	25	0	35	6	0
Chance	0-2	7.00	5	4	0	0	0	18	33	15	14	0	1	5	1	11	1	0
Clevenger	2-1	1.69	12	0	0	0	1	16	13	5	3	1	0	13	1	11	1	0
Donohue	4-6	4.31	38	7	0	0	1	100.1	93	48	48	16	0	50	5	79	2	0
Duren	6-12	5.18	40	14	1	1	2	99	87	70	57	13	3	75	1	108	7	0
Fowler	5-8	3.64	53	3	0	0	11	89	68	42	36	12	0	29	3	78	1	0
Garver	0-3	5.59	12	2	0	0	0	29	40	18	18	2	0	16	0	9	1	0
Grba	11-13	4.25	40	30	8	0	2	212	197	119	100	26	7	114	10★	105	6	1
Hernan	0-0	1.80	6	0	0	0	0	10	4	3	2	1	1	2	0	2	0	0
James	0-2	5.30	36	3	0	0	0	71.1	66	44	42	12	2	54	1	41	5	0
Kline	3-6	4.90	26	12	0	0	0	104.2	119	62	57	16	1	44	5	70	2	1
McBride	12-15	3.64	38	36	11	1	1	242	229	114	98	28	7	102	4	180	8	0
Moeller	4-8	5.81	33	18	1	1	0	113	122	80	73	15	2	83	0	87	8	0
Morgan	8-2	2.35	59	0	0	0	10	92	74	31	24	7	5	17	3	39	0	0
Semproch	0-0	9.00	2	0	0	0	0	1	1	2	1	0	0	3	0	1	1	0
Spring	3-0	4.26	18	4	0	0	0	38	35	19	18	4	3	15	2	27	1	0
Sprout	0-0	4.50	1	1	0	0	0	4	4	3	2	0	0	3	0	2	0	0
<b>TOTALS</b>	<b>70-91</b>	<b>4.31</b>	<b>161</b>	<b>161</b>	<b>25</b>	<b>4</b>	<b>28</b>	<b>1439</b>	<b>1391</b>	<b>784</b>	<b>689</b>	<b>180</b>	<b>34</b>	<b>713</b>	<b>39</b>	<b>973</b>	<b>53</b>	<b>2</b>

WIN STREAK: 7, July 2-7 LOSING STREAK: 9, June 11-16

# Year-By-Year Statistical Review

## 1962 Angels Batting

PLAYER	AVG	G	AB	R	H	TB	2B	3B	HR	RBI	SH	SF	HP	BB	IBB	SO	SB	CS
Averill	.219	92	187	21	41	62	9	0	4	22	0	1	1	43	3	47	0	0
Belinsky	.167	34	60	1	10	10	0	0	0	2	2	0	0	7	0	24	0	0
Bilko	.287	64	164	26	47	82	9	1	8	38	0	7	2	25	0	35	1	1
Botz	.000	35	9	1	0	0	0	0	0	0	1	0	0	0	0	3	0	0
Bowsfield	.162	44	37	7	6	7	1	0	0	1	4	0	0	6	0	15	0	0
Burgess	.196	87	143	17	28	43	7	1	2	13	2	2	0	36	8	20	2	0
Burke	.266	19	64	8	17	30	1	0	4	14	0	0	1	5	1	11	0	0
Chance	.062	50	65	1	4	4	0	0	0	1	7	0	0	3	0	29	0	0
Consolo	.100	28	20	4	2	2	0	0	0	0	0	0	0	3	0	11	2	0
Coughtry	.182	11	22	0	4	4	0	0	0	2	0	0	0	0	0	6	0	0
Darwin	.000	1	1	0	0	0	0	0	0	0	0	0	0	0	0	1	0	0
Donohue	.250	12	4	1	1	1	0	0	0	1	1	0	0	1	0	2	0	0
Duren	.067	42	15	1	1	2	1	0	0	0	1	0	0	0	0	9	0	0
Fowler	.273	48	11	1	3	3	0	0	0	4	0	0	0	1	0	2	0	0
Fregosi	.291	58	175	15	51	71	3	4	3	23	2	1	0	18	1	27	2	1
Grba	.207	42	58	5	12	16	1	0	1	7	3	0	0	4	0	14	0	0
Hunt	.182	13	11	4	2	5	0	0	1	1	0	0	0	1	0	5	1	0
Kirkpatrick	.000	3	6	0	0	0	0	0	0	0	0	0	0	0	0	2	0	0
Koppe	.227	128	375	47	85	113	16	0	4	40	9	5	2	73	3	84	2	1
Lee, D.	.184	27	49	0	9	10	1	0	0	1	2	0	0	0	0	18	0	0
Leek	.143	7	14	0	2	2	0	0	0	0	0	0	0	0	0	6	0	0
Leja	.000	7	16	0	0	0	0	0	0	0	1	0	0	1	0	6	0	0
McBride	.164	24	55	6	9	14	2	0	1	2	0	0	0	0	0	23	0	0
Moran	.282	160	659	90	186	268	25	3	17	74	14	5	4	39	2	80	5	1
Morgan	.000	48	6	0	0	0	0	0	0	0	2	0	0	0	0	3	0	0
Navarro	.500	9	2	0	1	1	0	0	0	0	0	0	0	0	0	0	0	0
Newman	.000	4	1	0	0	0	0	0	0	0	0	0	0	0	0	0	0	0
Nuxhall	.000	5	0	0	0	0	0	0	0	0	0	0	0	0	0	0	0	0
Osinski	.000	33	11	1	0	0	0	0	0	0	1	0	1	1	0	3	0	0
Pearson	.261	160	614	115★	160	216	29	6	5	42	7	1	1	95	3	36	15	6
Rodgers	.258	155	565	65	146	210	34	6	6	61	6	8	0	45	6	68	1	8
Sadowski	.200	27	55	4	11	18	4	0	1	3	0	0	0	2	0	14	1	0
Satriano	.421	10	19	4	8	16	2	0	2	6	0	0	0	0	0	1	0	0
Simpson	.250	6	8	1	2	3	1	0	0	1	0	0	0	2	0	3	0	0
Spring	.091	57	11	0	1	1	0	0	0	0	1	0	0	0	0	7	0	0
Tanner	.125	7	8	0	1	1	0	0	0	0	0	0	0	0	0	0	0	0
Thomas, G.	.238	56	181	13	43	69	10	2	4	12	0	0	1	21	0	37	0	0
Thomas, L.	.290	160	583	88	169	272	21	2	26	104	4	4	6	55	3	74	6	1
Torres	.259	127	451	44	117	177	19	4	11	74	4	4	4	28	5	73	0	0
Wagner	.268	160	612	96	164	306	21	5	37	107	7	4	5	50	4	87	7	5
Windhorn	.178	40	45	9	8	14	6	0	0	1	1	0	0	7	1	10	1	1
Witt	.333	5	3	0	1	1	0	0	0	0	0	0	0	0	0	0	0	0
Yost	.240	52	104	22	25	36	9	1	0	10	0	1	1	30	0	21	0	2
<b>TOTALS</b>	<b>.250</b>	<b>162</b>	<b>5499</b>	<b>718</b>	<b>1377</b>	<b>2090</b>	<b>232</b>	<b>35</b>	<b>137</b>	<b>667</b>	<b>82</b>	<b>43</b>	<b>29</b>	<b>602</b>	<b>40</b>	<b>917</b>	<b>46</b>	<b>27</b>

## 1962 Angels Pitching

PITCHER	W-L	ERA	G	GS	CG	SHO	SV	IP	H	R	ER	HR	HB	BB	IB	SO	WP	BK	
Belinsky	10-11	3.56	33	31	5	3	1	187.1	149	86	74	12	13	122★	3	145	9	0	
Botz	2-1	3.43	35	0	0	0	2	63	71	30	24	7	2	11	0	24	0	1	
Bowsfield	9-8	4.40	34	25	1	0	1	139	154	82	68	12	2	40	0	52	3	0	
Chance	14-10	2.96	50	24	6	2	8	207	195	83	68	14	5	66	5	127	2	0	
Darwin	0-1	12.00	1	1	0	0	0	3.1	8	6	4	0	0	4	0	6	0	0	
Donohue	1-0	3.70	12	1	0	0	0	24.1	24	14	10	4	2	11	0	14	1	0	
Duren	2-9	4.44	42	3	0	0	0	8	71	53	38	35	1	6	57	2	74	4	1
Fowler	4-3	2.81	48	0	0	0	5	77	67	25	24	6	1	25	3	38	1	0	
Grba	8-9	4.55	40	29	1	0	1	176	185	101	89	19	2	75	5	90	4	1	
Lee	8-8	3.11	27	22	4	2	1	153.1	153	64	53	12	3	39	1	74	2	0	
McBride	11-5	3.50	24	23	6	4	0	149.1	136	66	58	9	9	70	3	83	5	0	
Morgan	5-2	2.90	48	0	0	0	9	59.1	53	23	19	6	1	19	6	29	2	0	
Navarro	1-1	4.80	9	0	0	0	0	15	20	9	8	2	0	4	2	11	3	0	
Newman	0-1	10.50	4	1	0	0	0	6.1	11	7	7	0	0	3	1	4	0	0	
Nuxhall	0-0	10.80	5	0	0	0	0	5.1	7	6	6	0	1	5	0	2	0	0	
Osinski	6-4	2.82	33	0	0	0	4	54.1	45	22	17	3	0	30	3	44	1	0	
Spring	4-2	4.02	57	0	0	0	6	65	66	32	29	7	2	30	10	31	2	0	
Witt	1-1	8.10	5	2	0	0	0	10	15	12	9	4	0	5	0	10	0	0	
<b>TOTALS</b>	<b>86-76</b>	<b>3.70</b>	<b>162</b>	<b>162</b>	<b>23</b>	<b>15</b>	<b>46</b>	<b>1466</b>	<b>1412</b>	<b>706</b>	<b>602</b>	<b>118</b>	<b>49</b>	<b>616</b>	<b>44</b>	<b>858</b>	<b>39</b>	<b>3</b>	

WIN STREAK: 5, June 8-12 & July 17-21

LOSING STREAK: 6, Sept. 12-18

# Year-By-Year Statistical Review

## 1963 Angels Batting

PLAYER	AVG	G	AB	R	H	TB	2B	3B	HR	RBI	SH	SF	HP	BB	IBB	SO	SB	CS
Belinsky	.074	13	27	0	2	2	0	0	0	1	0	0	0	1	0	11	0	0
Chance	.150	45	80	5	12	13	1	0	0	3	7	0	0	2	0	38	0	0
Dees	.307	60	202	23	62	84	11	1	3	27	3	3	8	11	1	31	3	3
Duliba	.000	6	1	0	0	0	0	0	0	0	0	0	0	0	0	0	0	0
Foiles	.214	41	84	8	18	33	1	1	4	10	1	0	1	8	1	13	0	0
Fowler	.222	57	9	3	2	2	0	0	0	0	2	0	0	1	0	5	0	0
Foytack	.267	26	15	0	4	4	0	0	0	0	2	0	0	1	0	4	0	0
Fregosi	.287	154	592	83	170	250	29	12	9	50	9	5	0	36	3	104	2	2
Gatewood	.000	4	8	0	0	0	0	0	0	0	0	0	0	0	0	5	0	0
Grba	.000	13	3	0	0	0	0	0	0	0	0	0	0	1	0	1	0	0
Hunt	.183	59	142	17	26	49	6	1	5	16	2	0	0	15	2	49	0	1
Kirkpatrick	.195	34	77	4	15	26	5	0	2	7	0	1	1	6	0	19	1	0
Koppe	.210	76	143	11	30	39	4	1	1	12	1	2	1	9	1	30	0	0
Kostro	.222	43	99	6	22	32	2	1	2	10	0	1	0	6	0	17	0	0
Lee, D.	.156	40	45	2	7	8	1	0	0	1	7	0	0	0	0	17	0	0
Lee, M.	.000	6	7	0	0	0	0	0	0	0	0	0	0	0	0	2	0	0
McBride	.172	38	87	9	15	23	6	1	0	6	5	3	0	1	0	32	0	0
Moeller	.000	3	0	0	0	0	0	0	0	0	0	0	0	0	0	0	0	0
Moran	.275	153	597	67	164	224	29	5	7	65	10	7	3	31	2	57	1	1
Morgan	.000	13	1	0	0	0	0	0	0	0	0	0	0	0	0	1	0	0
Navarro	.200	57	15	1	3	3	0	0	0	0	1	0	0	2	0	5	0	0
Nelson	.091	39	11	0	1	1	0	0	0	0	0	0	0	0	0	3	0	0
Newman	.250	12	16	1	4	4	0	0	0	0	0	0	0	0	0	7	0	0
Osinski	.111	47	45	3	5	5	0	0	0	2	2	1	1	0	0	11	0	0
Pearson	.304	154	578	92	176	230	26	5	6	47	10	1	3	92	5	37	17	10
Perry	.253	61	166	16	42	60	9	0	3	14	1	2	3	9	2	31	1	1
Piersall	.308	20	52	4	16	17	1	0	0	4	3	0	0	5	0	5	0	1
Rodgers	.233	100	300	24	70	88	6	0	4	23	7	2	2	29	2	35	2	2
Sadowski, E.	.172	80	174	24	30	45	1	1	4	15	2	1	0	17	5	33	2	1
Sadowski, R.	.250	88	144	12	36	45	6	0	1	22	1	2	0	15	2	34	2	1
Satriano	.180	23	50	1	9	10	1	0	0	2	0	0	0	9	2	10	0	0
Spring	.333	45	3	0	1	1	0	0	0	0	0	0	0	0	0	2	0	0
Thomas, G.	.210	53	167	14	35	56	7	1	4	15	1	0	1	9	1	32	0	0
Thomas, L.	.220	149	528	52	116	167	12	6	9	55	2	2	9	53	6	82	6	0
Torres	.261	138	463	40	121	167	32	1	4	51	5	6	3	30	0	73	1	0
Turley	.160	19	25	2	4	8	1	0	1	3	0	0	0	0	0	7	0	0
Wagner	.291	149	550	73	160	251	11	1	26	90	0	7	7	49	8	73	5	7
<b>TOTALS</b>	<b>.250</b>	<b>161</b>	<b>5506</b>	<b>597</b>	<b>1378</b>	<b>1947</b>	<b>208</b>	<b>38</b>	<b>95</b>	<b>551</b>	<b>84</b>	<b>46</b>	<b>431</b>	<b>448</b>	<b>43</b>	<b>916</b>	<b>43</b>	<b>30</b>

## 1963 Angels Pitching

PITCHER	W-L	ERA	G	GS	CG	SHO	SV	IP	H	R	ER	HR	HB	BB	IB	SO	WP	BK
Belinsky	2-9	5.73	13	13	2	0	0	77	78	54	49	12	4	35	2	60	2	0
Chance	13-18	3.19	45	35	6	2	3	248	229	109	88	10	10	90	7	168	7	1
Duliba	1-1	1.13	6	0	0	0	1	7.2	3	1	1	0	0	6	0	4	0	0
Fowler	5-3	2.43	57	0	0	0	7	89	70	26	24	5	0	19	8	53	1	0
Foytack	5-5	3.71	25	8	0	0	1	70.1	68	35	29	9	0	29	6	37	1	1
Gatewood	1-1	1.50	4	3	1	0	0	24	12	5	4	0	0	16	0	13	2	0
Grba	1-2	4.76	12	1	0	0	0	17.1	14	9	9	2	1	10	1	5	1	0
Lee, D.	8-11	3.68	40	22	3	2	1	154	148	74	63	12	9	51	4	89	5	0
Lee, M.	1-1	3.81	6	4	0	0	0	26	30	11	11	3	1	14	0	11	3	0
McBride	13-12	3.26	36	36	11	2	0	251	198	101	91	22	14	82	1	147	6	0
Moeller	0-0	6.75	3	0	0	0	0	2.2	5	2	2	1	0	1	0	2	1	1
Morgan	0-0	5.63	13	0	0	0	1	16.1	20	11	10	1	3	6	1	7	1	0
Navarro	4-5	2.90	57	0	0	0	5	90.1	75	36	29	7	2	32	6	53	4	0
Nelson	2-3	5.26	36	3	0	0	1	52.2	55	34	31	7	2	32	5	41	4	0
Newman	1-5	5.32	12	8	0	0	0	44	56	27	26	6	2	15	2	16	2	1
Osinski	8-8	3.28	47	16	4	1	0	159.1	145	66	58	15	2	80	6	100	6	0
Spring	3-0	3.08	45	0	0	0	1	38	40	18	13	3	0	9	0	13	0	1
Turley	2-7	3.30	19	12	3	2	0	87.1	71	41	32	5	2	51	6	70	2	0
<b>TOTALS</b>	<b>70-91</b>	<b>3.52</b>	<b>161</b>	<b>161</b>	<b>30</b>	<b>13</b>	<b>21</b>	<b>1455</b>	<b>1317</b>	<b>660</b>	<b>570</b>	<b>120</b>	<b>52</b>	<b>578</b>	<b>55</b>	<b>889</b>	<b>48</b>	<b>5</b>

WIN STREAK: 5, June 15-19 & July 27-30 LOSING STREAK: 10, June 30-July 12

# Year-By-Year Statistical Review

## 1964 Angels Batting

PLAYER	AVG	G	AB	R	H	TB	2B	3B	HR	RBI	SH	SF	HP	BB	IBB	SO	SB	CS
Adcock	.268	118	366	39	98	174	13	0	21	64	0	1	0	48	4	61	0	2
Belinsky	.095	23	42	2	4	5	1	0	0	1	5	0	0	2	0	11	0	0
Brunet	.182	10	11	0	2	2	0	0	0	1	1	0	1	0	0	5	0	0
Chance	.079	46	89	3	7	7	0	0	0	0	8	0	0	3	0	53	0	0
Clinton	.248	91	306	30	76	121	18	0	9	38	3	3	1	31	0	40	3	0
Dees	.077	26	26	3	2	3	1	0	0	1	0	0	1	1	0	4	1	2
Duliba	.000	58	5	1	0	0	0	0	0	0	1	0	0	0	0	2	0	0
Foiles	.250	4	4	0	1	1	0	0	0	0	0	0	0	0	0	2	0	0
Fowler	.000	4	1	0	0	0	0	0	0	0	0	0	0	0	0	1	0	0
Foytack	.000	2	0	0	0	0	0	0	0	0	0	0	0	0	0	0	0	0
Fregosi	.277	147	505	86	140	234	22	9	18	72	6	4	4	72	2	87	8	3
Gatewood	.100	23	20	3	2	2	0	0	0	1	0	0	0	0	0	13	0	0
Green	.250	39	92	13	23	31	2	0	2	4	0	1	1	10	0	8	2	0
Hiatt	.375	9	16	2	6	6	0	0	0	2	0	0	0	2	0	3	0	0
Kelso	.000	10	6	1	0	0	0	0	0	0	0	0	0	1	0	5	0	0
Kirkpatrick	.242	75	219	20	53	78	13	3	2	22	0	4	2	23	6	30	2	2
Knoop	.216	162★	486	42	105	136	8	1	7	38	7	3	5	46	6	109	3	2
Koppe	.257	54	113	10	29	35	4	1	0	6	2	0	0	14	1	16	0	0
Latman	.125	40	40	2	5	7	2	0	0	4	2	0	0	0	0	9	0	0
Lee, D.	.261	33	23	2	6	8	2	0	0	2	0	0	0	1	0	5	0	0
Lee, R.	.000	64	22	0	0	0	0	0	0	0	0	0	0	1	0	19	0	0
McBride	.214	29	28	0	6	6	0	0	0	2	2	0	1	6	0	7	0	0
Meyer	.000	6	5	0	0	0	0	0	0	0	2	0	0	0	0	3	0	0
Moran	.268	50	198	26	53	65	10	1	0	11	6	1	1	13	1	20	1	3
Navarro	.000	5	2	0	0	0	0	0	0	0	0	0	0	0	0	2	0	0
Newman	.180	39	61	5	11	14	0	0	1	3	5	0	0	4	0	23	0	0
Osinski	.056	47	18	1	1	1	0	0	0	0	2	0	0	1	0	5	0	0
Pearson	.223	107	265	34	59	72	5	1	2	16	4	0	1	35	2	22	6	4
Perry	.276	70	221	19	61	80	8	1	3	16	1	1	0	14	0	52	1	1
Piersall	.314	87	255	28	80	97	11	0	2	13	4	1	0	16	1	32	5	3
Power	.249	68	221	17	55	70	6	0	3	13	4	3	1	8	0	14	1	1
Reichardt	.162	11	37	0	6	6	0	0	0	0	0	0	0	1	1	12	1	0
Rodgers	.243	148	514	38	125	161	18	3	4	54	7	7	4	40	11	71	4	3
Satriano	.200	108	225	18	51	63	9	0	1	17	2	2	0	30	3	37	0	2
Schaal	.125	17	32	3	4	4	0	0	0	0	0	0	0	2	0	5	0	1
Simpson	.140	21	50	11	7	14	1	0	2	4	0	0	0	8	0	15	2	2
Smith	.301	118	359	46	108	167	14	6	11	51	1	3	2	8	1	39	7	5
Spring	.000	6	0	0	0	0	0	0	0	0	0	0	0	0	0	0	0	0
Sukla	.000	2	0	0	0	0	0	0	0	0	0	0	0	0	0	0	0	0
Thomas, L.	.273	47	172	14	47	63	8	1	2	24	3	1	0	18	1	22	1	0
Torres	.231	100	277	25	64	110	10	0	12	28	0	2	1	13	0	56	1	3
<b>TOTALS</b>	<b>.242</b>	<b>162</b>	<b>5362</b>	<b>544</b>	<b>1297</b>	<b>1843</b>	<b>186</b>	<b>27</b>	<b>102</b>	<b>508</b>	<b>78</b>	<b>37</b>	<b>26</b>	<b>472</b>	<b>40</b>	<b>920</b>	<b>49</b>	<b>39</b>

## 1964 Angels Pitching

PITCHER	W-L	ERA	G	GS	CG	SHO	SV	IP	H	R	ER	HR	HB	BB	IB	SO	WP	BK
Belinsky	9-8	2.86	23	22	4	1	0	135.1	120	45	43	8	6	49	5	91	10	1
Brunet	2-2	3.61	10	7	0	0	0	42.1	38	17	17	2	0	25	1	36	1	0
Chance	★20-9	1.65★	46	35	15★	11★	4	278.1★	194	56	51	7	2	86	9	207	9	0
Duliba	6-4	3.61	58	0	0	0	9	72.1	80	35	29	5	1	22	3	33	3	0
Fowler	0-2	10.29	4	0	0	0	1	7	8	8	8	2	1	5	2	5	0	0
Foytack	0-1	15.43	2	0	0	0	0	2.1	4	4	4	2	0	2	1	1	0	0
Gatewood	3-3	2.24	15	7	0	0	0	60.1	59	18	15	4	1	12	1	25	2	0
Kelso	2-0	2.28	10	1	1	1	0	23.2	19	6	6	3	1	9	0	21	1	0
Latman	6-10	3.85	40	18	2	1	2	138	128	72	59	15	7	52	6	81	1	0
Lee, D.	5-4	2.71	33	8	0	0	2	89.2	99	39	27	6	1	25	1	73	1	0
Lee, R.	6-5	1.51	64	5	0	0	19	137	87	31	23	6	1	58	8	111	3	0
McBride	4-13	5.26	29	21	0	0	1	116.1	104	77	68	14	16★	75	0	66	3	0
Meyer	1-1	5.00	6	5	0	0	0	18	25	10	10	2	1	13	0	13	0	0
Navarro	0-0	1.93	5	0	0	0	1	9.1	5	2	2	0	2	5	0	8	0	0
Newman	13-10	2.75	32	28	7	2	0	190	177	68	58	9	7	39	8	83	2	0
Osinski	3-3	3.48	47	4	1	1	2	93	87	47	36	8	2	39	7	88	4	0
Smith	1-4	2.84	15	1	0	0	0	31.2	34	13	10	5	1	10	1	20	2	0
Spring	1-0	2.70	6	0	0	0	0	3.1	3	1	1	1	0	3	1	0	0	0
Sukla	0-1	6.75	2	0	0	0	0	2.2	2	2	2	1	0	1	0	3	0	0
<b>TOTALS</b>	<b>82-80</b>	<b>2.91</b>	<b>162</b>	<b>162</b>	<b>30</b>	<b>28</b>	<b>41</b>	<b>1450.2</b>	<b>1273</b>	<b>551</b>	<b>469</b>	<b>100</b>	<b>50</b>	<b>530</b>	<b>54</b>	<b>965</b>	<b>42</b>	<b>1</b>

WIN STREAK: 11, June 16-26

LOSING STREAK: 5, May 27-June 1 & June 27-July 1

# Year-By-Year Statistical Review

## 1965 Angels Batting

PLAYER	AVG	G	AB	R	H	TB	2B	3B	HR	RBI	SH	SF	HP	BB	IBB	SO	SB	CS
Adcock	.241	122	349	30	84	140	14	0	14	47	0	0	1	37	3	74	2	2
Brunet	.054	41	56	3	3	5	2	0	0	1	6	0	0	4	0	34	0	1
Cardenal	.250	134	512	58	128	188	23	2	11	57	3	6	2	27	1	72	37	17
Chance	.093	36	75	3	7	8	1	0	0	5	5	0	0	5	0	56	0	0
Cimoli	.000	4	5	1	0	0	0	0	0	1	0	1	0	0	0	2	0	0
Clinton	.243	89	222	29	54	75	12	3	1	8	2	1	1	23	1	37	2	3
Coates	.000	17	1	0	0	0	0	0	0	0	0	0	0	0	0	0	0	0
Dees	.156	12	32	1	5	5	0	0	0	1	0	0	0	1	1	8	1	2
Egan	.263	18	38	3	10	12	0	1	0	1	0	0	0	3	0	12	0	0
Fregosi	.277	161	602	66	167	245	19	7	15	64	15	8	4	54	4	107	13	5
Gatewood	.214	46	14	1	3	4	1	0	0	0	0	0	0	2	0	5	0	1
Gotay	.247	40	77	6	19	26	4	0	1	3	1	0	0	4	2	9	0	0
Hernandez	.333	6	6	2	2	3	1	0	0	1	0	0	0	0	0	1	1	0
Kirkpatrick	.260	19	73	8	19	33	5	0	3	8	2	0	0	3	0	9	1	2
Knoop	.269	142	465	47	125	178	24	4	7	43	6	2	0	31	5	101	3	2
Koppe	.212	23	33	3	7	11	1	0	1	2	0	0	0	3	1	10	1	0
Latman	.000	18	2	0	0	0	0	0	0	0	0	0	0	0	0	1	0	0
Lee, D.	.333	10	3	0	1	2	1	0	0	0	0	0	0	0	0	1	0	0
Lee, R.	.143	69	21	1	3	6	0	0	1	3	4	0	1	0	0	7	0	0
Lopez	.203	52	69	10	14	19	2	0	1	2	7	1	0	2	0	23	1	0
McBride	.000	8	5	0	0	0	0	0	0	0	0	0	0	1	0	3	0	0
McGlothlin	.000	3	6	0	0	0	0	0	0	0	0	0	0	0	0	3	0	0
May	.200	30	30	2	6	9	3	0	0	1	2	0	1	4	0	15	0	0
Newman	.095	36	74	4	7	11	1	0	1	5	7	2	0	7	0	34	0	0
Pearson	.278	122	360	41	100	133	17	2	4	21	8	0	2	51	0	17	12	1
Piche	.000	14	1	0	0	0	0	0	0	0	0	0	0	0	0	0	0	0
Piersall	.268	53	112	10	30	45	5	2	2	12	3	0	1	5	1	15	2	2
Power	.259	124	197	11	51	63	7	1	1	20	6	0	1	5	1	13	2	2
Ranew	.209	41	91	12	19	26	4	0	1	10	2	2	0	7	0	22	0	0
Reichardt	.267	20	75	8	20	27	4	0	1	6	0	0	1	5	0	12	4	1
Rodgers	.209	132	411	33	86	109	14	3	1	32	4	8	3	35	9	61	4	5
Roof	.136	9	22	1	3	3	0	0	0	0	0	0	0	0	0	6	0	0
Sanford	.143	9	7	0	1	1	0	0	0	0	1	0	0	0	0	2	0	0
Satriano	.165	47	79	8	13	18	2	0	1	4	0	0	0	10	1	10	1	1
Schaal	.224	155	483	48	108	151	12	2	9	45	7	4	1	61	8	88	6	3
Shockley	.187	40	107	5	20	28	2	0	2	17	0	2	1	9	0	16	0	0
Stimpson	.222	8	27	2	6	7	1	0	0	3	0	1	0	2	0	8	1	0
Smith, B.G.	.228	23	57	1	13	16	3	0	0	5	1	1	1	2	0	10	0	1
Smith, W.	.261	136	459	52	120	194	14	9	14	57	1	5	1	32	10	60	9	8
Spangler	.260	51	96	17	25	26	1	0	0	1	0	0	0	8	0	9	4	0
Sukla	.000	25	0	0	0	0	0	0	0	0	0	0	0	0	0	0	0	0
Wantz	.000	1	0	0	0	0	0	0	0	0	0	0	0	0	0	0	0	0
<b>TOTALS</b>	<b>.239</b>	<b>162</b>	<b>5354</b>	<b>527</b>	<b>1279</b>	<b>1827</b>	<b>200</b>	<b>36</b>	<b>92</b>	<b>486</b>	<b>93</b>	<b>44</b>	<b>22</b>	<b>443</b>	<b>48</b>	<b>973</b>	<b>107</b>	<b>59</b>

## 1965 Angels Pitching

PITCHER	W-L	ERA	G	GS	CG	SHO	SV	IP	H	R	ER	HR	HB	BB	IB	SO	WP	BK
Brunet	9-11	2.56	41	26	8	3	2	197	149	64	56	9	3	69	8	141	3	3★
Chance	15-10	3.15	36	33	10	4	0	225.2	197	86	79	12	9	101	10	164	6	3★
Coates	2-0	3.54	17	0	0	0	3	28	23	13	11	1	0	16	2	15	1	0
Gatewood	4-5	3.42	46	3	0	0	0	92	91	41	35	5	1	37	3	37	9	0
Latman	1-1	2.84	18	0	0	0	0	31.2	30	12	10	3	0	16	3	18	2	0
Lee, D.	0-1	6.28	10	0	0	0	0	14.1	21	11	10	4	1	5	2	12	1	0
Lee, R.	9-7	1.92	69	0	0	0	23	131	95	35	28	11	1	42	8	89	1	1
Lopez	14-13	2.93	35	32	8	1	1	215.1	185	79	70	12	4	82	6	122	10	0
May	4-9	3.92	30	19	2	1	0	124	111	59	54	7	4	78	1	76	9	0
McBride	0-3	6.14	8	4	0	0	0	22	24	17	15	1	2	14	0	11	1	0
McGlothlin	0-3	3.50	3	3	1	0	0	18	18	9	7	1	0	7	1	9	0	0
Newman	14-16	2.93	36	36	10	2	0	260.2	225	94	85	15	1	64	10	109	6	1
Piche	0-3	6.86	14	1	0	0	0	19.2	20	15	15	5	0	12	2	14	1	0
Sanford	1-2	4.60	9	5	0	0	1	29.1	35	16	15	2	0	10	1	13	2	1
Sukla	2-3	4.50	25	0	0	0	3	32	32	16	16	3	1	10	2	15	0	0
Wantz	0-0	18.00	1	0	0	0	0	1	3	2	2	0	0	0	0	2	0	0
<b>TOTALS</b>	<b>75-87</b>	<b>3.17</b>	<b>162</b>	<b>162</b>	<b>39</b>	<b>14</b>	<b>33</b>	<b>1441.2</b>	<b>1259</b>	<b>569</b>	<b>508</b>	<b>91</b>	<b>27</b>	<b>563</b>	<b>59</b>	<b>847</b>	<b>52</b>	<b>9</b>

WIN STREAK: 5, May 3-7

LOSING STREAK: 5, June 23-27

# Year-By-Year Statistical Review

## 1966 Angels Batting

PLAYER	AVG	G	AB	R	H	TB	2B	3B	HR	RBI	SH	SF	HP	BB	IBB	SO	SB	CS
Adcock	.273	83	231	33	63	133	10	3	18	48	0	3	0	31	6	48	2	2
Bailey	.000	5	3	0	0	0	0	0	0	0	0	0	0	1	0	1	0	0
Brunet	.103	41	68	5	7	11	1	0	1	3	1	0	0	2	0	34	0	0
Burdette	.125	54	8	0	1	1	0	0	0	1	0	0	0	0	0	3	0	0
Cardenal	.276	154	561	67	155	224	15	3	16	48	3	4	4	34	5	69	24	11
Chance	.026	41	76	1	2	2	0	0	0	0	8	0	1	3	0	54	0	0
Coates	.091	9	11	1	1	1	0	0	0	0	0	0	0	0	0	9	0	0
Egan, D.	.000	11	1	0	0	0	0	0	0	0	0	0	0	0	0	0	0	0
Egan, T.	.000	7	11	0	0	0	0	0	0	0	0	0	0	1	0	5	0	0
Fregosi	.252	162★	611	78	154	239	32	7	13	67	10	6	2	67	1	89	17	8
Hernandez	.043	58	23	19	1	1	0	0	0	2	1	1	0	1	0	4	1	1
Johnstone	.264	61	254	35	67	96	12	4	3	17	2	0	1	11	1	36	3	3
Kelso	.000	5	1	0	0	0	0	0	0	0	0	0	0	0	0	0	0	0
Kirkpatrick	.192	117	312	31	60	102	7	4	9	44	6	3	5	51	8	67	7	4
Knoop	.232	161	590	54	137	228	18	11★	17	72	9	7★	1	43	8	144	1	5
Lee, R.	.000	61	11	1	0	0	0	0	0	0	3	0	0	3	0	8	0	0
Lopez, M.	.190	55	58	10	11	13	2	0	0	2	3	0	0	3	0	27	0	1
Lopez, R.	.000	5	0	0	0	0	0	0	0	0	0	0	0	0	0	0	0	0
Malzone	.206	82	155	6	32	43	5	0	2	12	0	1	0	10	1	11	0	0
McGlothlin	.059	19	17	0	1	3	0	1	0	0	1	0	0	2	0	10	0	0
Montanez	.000	8	2	2	0	0	0	0	0	0	0	0	0	0	0	2	1	0
Morton	.220	15	50	4	11	12	1	0	0	4	2	0	0	2	0	6	1	1
Newman	.200	21	30	0	6	6	0	0	0	3	3	0	0	2	0	8	1	0
Pearson	.000	2	3	0	0	0	0	0	0	0	0	0	0	0	0	1	0	0
Piersall	.211	75	123	14	26	31	5	0	0	14	6	2	0	13	0	19	1	2
Reed	.000	19	6	0	0	0	0	0	0	0	0	0	0	0	0	4	0	0
Reichardt	.288	89	319	48	92	153	5	4	16	44	1	1	13★	27	3	61	8	4
Rodgers	.236	133	454	45	107	154	20	3	7	48	0	6	2	29	8	57	3	4
Rojas	.071	47	14	0	1	2	1	0	0	0	1	0	0	1	0	5	0	0
Rubio	.000	7	8	0	0	0	0	0	0	0	1	0	0	0	0	5	0	0
Sanford	.136	50	22	1	3	5	2	0	1	1	1	1	0	2	0	12	0	0
Satriano	.239	103	226	16	54	65	5	3	0	24	2	0	0	27	2	32	3	3
Schaal	.244	138	386	59	94	141	15	7	6	24	0	2	5	69	0	56	6	4
Siebert	.247	125	336	29	83	114	14	1	5	41	0	5	0	63	7	61	0	1
Smith	.185	90	195	18	36	46	3	2	1	20	2	3	3	12	2	37	1	0
Spangler	.667	6	9	2	6	6	0	0	0	0	0	0	0	2	0	2	0	0
Sukla	.000	12	1	0	0	0	0	0	0	0	0	0	0	0	0	1	0	0
Vinson	.182	13	22	3	4	9	2	0	1	6	0	0	1	5	0	9	0	0
Warner	.211	45	123	22	26	53	4	1	7	16	0	1	0	9	0	55	0	0
Wright	.103	24	29	0	3	3	0	0	0	1	3	0	0	0	0	0	0	0
<b>TOTALS</b>	<b>.232</b>	<b>162</b>	<b>5360</b>	<b>604</b>	<b>1244</b>	<b>1897</b>	<b>179</b>	<b>54</b>	<b>122</b>	<b>562</b>	<b>69</b>	<b>46</b>	<b>38</b>	<b>525</b>	<b>52</b>	<b>1062</b>	<b>80</b>	<b>54</b>

## 1966 Angels Pitching

PITCHER	W-L	ERA	G	GS	CG	SHO	SV	IP	H	R	ER	HR	HB	BB	IB	SO	WP	BK
Brunet	13-13	3.31	41	32	8	2	0	212	183	88	78	21	5	106	8	148	4	4★
Burdette	7-2	3.39	54	0	0	0	5	79.2	80	32	30	4	1	12	2	27	2	2
Chance	12-17	3.08	41	37	11	2	1	259.2	206	113	89	18	7	114★	9	180	8	0
Coates	1-1	3.98	9	4	1	1	0	31.2	32	16	14	3	0	10	0	16	1	0
Egan, D.	0-0	4.40	11	0	0	0	0	14.1	17	7	7	2	0	6	2	11	0	1
Kelso	1-1	2.38	5	0	0	0	0	11.1	11	3	3	1	1	6	1	11	0	0
Lee, R.	5-4	2.74	61	0	0	0	12	101.2	90	39	31	8	1	31	2	46	2	1
Lopez, M.	7-14	3.93	37	32	6	2	1	199	188	95	87	20	9★	68	2	132	12	0
Lopez, R.	0-1	5.14	4	1	0	0	0	7	4	5	4	1	0	4	0	2	1	1
McGlothlin	3-1	4.52	19	11	0	0	0	67.2	79	37	34	9	1	19	0	41	6	1
Newman	4-7	4.73	21	19	1	0	0	102.2	112	54	54	7	6	31	2	42	5	0
Reed	0-1	2.93	19	1	0	0	1	43	39	14	14	5	0	15	2	17	1	0
Rojas	7-4	2.88	47	2	0	0	10	84.1	83	28	27	9	1	15	2	37	1	0
Rubio	2-1	2.96	7	4	1	1	0	27.1	22	10	9	2	1	16	1	27	2	0
Sanford	13-7	3.83	50	6	0	0	5	108	108	51	46	11	4	27	6	54	3	1
Sukla	1-1	6.48	12	0	0	0	1	16.2	18	12	4	0	0	6	0	8	0	0
Wright	4-7	3.74	20	13	3	1	0	91.1	92	39	38	11	1	25	4	37	1	0
<b>TOTALS</b>	<b>80-82</b>	<b>3.56</b>	<b>162</b>	<b>162</b>	<b>31</b>	<b>12</b>	<b>36</b>	<b>1457.1</b>	<b>1364</b>	<b>643</b>	<b>577</b>	<b>136</b>	<b>38</b>	<b>511</b>	<b>43</b>	<b>836</b>	<b>49</b>	<b>11</b>

WIN STREAK: 7, June 13-18

LOSING STREAK: 6, May 15-22

# Year-By-Year Statistical Review

## 1967 Angels Batting

PLAYER	AVG	G	AB	R	H	TB	2B	3B	HR	RBI	SH	SF	HP	BB	IBB	SO	SB	CS
Brunet	.077	40	78	2	6	6	0	0	0	0	4	0	0	1	0	40	0	0
Burdette	.000	19	0	0	0	0	0	0	0	0	0	0	0	0	0	0	0	0
Cardenal	.236	108	381	40	90	131	13	5	6	27	6	1	2	15	0	63	10	5
Cimino	.417	46	12	1	5	5	0	0	0	0	0	0	0	0	0	4	0	0
Clark	.040	32	50	0	2	2	0	0	0	0	9	0	0	1	0	23	0	0
Coates	.333	25	3	0	1	2	1	0	0	0	0	0	0	0	0	1	0	0
Egan	.000	1	1	0	0	0	0	0	0	0	0	0	0	0	0	0	0	0
Fregosi	.290	151	590	75	171	233	23	6	9	56	7	0	5	49	2	77	9	6
Gabrielson	.083	11	12	2	1	1	0	0	0	2	0	0	0	2	0	4	0	0
Hall	.249	129	401	54	100	162	8	3	16	55	1	3	0	42	7	65	4	1
Hamilton	.158	26	38	1	6	6	0	0	0	1	2	0	0	0	0	16	0	0
Held	.220	58	141	15	31	46	3	0	4	17	5	0	2	18	0	41	0	2
Hibbs	.000	3	3	0	0	0	0	0	0	0	0	0	0	0	0	2	0	0
Johnstone	.209	79	230	18	48	63	7	1	2	10	2	0	0	5	0	37	3	2
Kelso	.105	69	190	0	2	2	0	0	0	0	2	0	0	0	0	13	0	0
Kirkpatrick	.000	3	8	0	0	0	0	0	0	0	0	0	0	0	0	2	0	0
Knoop	.245	159	511	51	125	180	18	5	9	38	6	2	1	44	13	136	2	2
Locke	.667	9	3	0	2	2	0	0	0	0	0	0	0	0	0	0	0	0
Lopez	.500	7	2	2	1	1	0	0	0	0	0	0	0	0	0	0	0	0
McFarlane	.227	12	22	0	5	5	0	0	0	3	0	1	0	1	0	7	0	0
McGlothlin	.140	32	57	5	8	9	1	0	0	4	7	0	0	3	0	26	0	0
Mincher	.273	147	487	81	133	237	23	3	25	76	2	1	4	69	9	69	0	3
Morton	.313	80	201	23	63	78	9	3	0	32	4	0	2	22	1	29	0	3
Newman	.000	3	1	0	0	0	0	0	0	0	0	0	0	0	0	0	0	0
Piersall	.000	5	3	0	0	0	0	0	0	0	1	0	0	0	0	2	0	0
Reichardt	.265	146	498	56	132	201	14	2	17	69	2	3	7	35	4	90	5	3
Repoz	.250	74	176	25	44	70	9	1	5	20	0	3	0	19	1	37	2	2
Rodgers	.219	139	429	29	94	131	13	3	6	41	6	4	2	34	5	55	1	4
Rodriguez	.238	29	130	14	31	39	3	1	1	8	1	0	0	2	0	21	1	0
Rojas	.059	72	17	0	1	1	0	0	0	1	3	0	0	1	0	10	0	0
Rubio	.333	3	3	1	1	1	0	0	0	0	0	0	0	1	0	0	0	0
Sanford	.200	12	15	0	3	5	0	1	0	1	2	0	0	1	0	9	0	0
Satriano	.224	90	201	13	45	64	7	0	4	21	1	0	0	28	3	25	1	0
Schaal	.188	99	272	31	51	80	9	1	6	20	7	4	1	38	3	39	2	2
Simmons	.222	14	9	1	2	3	1	0	0	1	1	0	0	0	0	3	0	0
Skowron	.220	62	123	8	27	34	2	1	1	10	0	0	4	1	18	0	0	
Stubing	.000	5	5	0	0	0	0	0	0	0	0	0	0	0	0	4	0	0
Taylor	.308	23	52	5	16	22	3	0	1	3	0	0	0	4	0	8	0	0
Turner	.000	13	4	0	0	0	0	0	0	0	0	0	0	1	0	4	0	0
Wallace	.000	23	6	2	0	0	0	0	0	0	1	0	0	3	0	2	0	1
Weaver	.000	13	6	0	0	0	0	0	0	0	1	0	0	0	0	4	0	0
Werhas	.160	49	75	8	12	21	1	1	2	6	2	1	1	10	0	22	0	0
Willhite	.000	10	10	0	0	0	0	0	0	1	0	0	0	0	0	4	0	0
Wright	.273	23	22	4	6	8	2	0	0	1	3	0	0	0	0	9	0	0
<b>TOTALS</b>	<b>.238</b>	<b>161</b>	<b>5307</b>	<b>567</b>	<b>1265</b>	<b>1851</b>	<b>170</b>	<b>37</b>	<b>114</b>	<b>524</b>	<b>88</b>	<b>23</b>	<b>31</b>	<b>453</b>	<b>49</b>	<b>1021</b>	<b>40</b>	<b>36</b>

## 1967 Angels Pitching

PITCHER	W-L	ERA	G	GS	CG	SHO	SV	IP	H	R	ER	HR	HB	BB	IB	SO	WP	BK
Brunet	11-19★	3.31	40	37	7	2	1	250	203	99	92	19	4	90	9	165	5	0
Burdette	1-0	4.91	19	0	0	0	1	18.1	16	10	10	4	1	0	0	8	0	0
Cimino	3-3	3.26	46	1	0	0	1	88.1	73	38	32	12	2	31	4	80	2	0
Clark	12-11	2.59	32	30	1	1	0	174	144	69	50	15	6	69	0	81	12	1
Coates	1-2	4.30	25	1	0	0	0	52.1	47	26	25	5	4	23	5	39	2	0
Hamilton	9-6	3.24	26	20	0	0	0	119.1	104	47	43	6	1	63	3	74	11	0
Kelso	5-3	2.97	69	1	0	0	11	112	85	41	37	6	4	63	10	91	5	2
Locke	3-0	2.33	9	1	0	0	2	19.1	14	6	5	1	1	3	0	7	0	0
Lopez	0-2	9.00	4	3	0	0	0	9	11	10	9	1	0	9	0	6	2	1
McGlothlin	12-8	2.96	32	29	9	6	0	197.1	163	74	65	13	4	56	2	137	13	0
Newman	1-0	1.42	3	1	0	0	0	6.1	8	5	1	1	1	2	0	0	0	0
Rojas	12-9	2.52	72	0	0	0	22	121.2	106	45	34	7	3	38	17	83	5	1
Rubio	0-2	3.60	3	3	0	0	0	15	18	7	6	2	4	9	0	4	0	0
Sanford	3-2	4.47	12	9	0	0	0	48.1	53	26	24	6	0	7	1	21	0	1
Simmons	2-1	2.60	14	4	1	1	0	34.2	44	11	10	1	2	9	3	13	0	0
Turner	1-2	4.15	13	1	0	0	0	17.1	16	9	8	4	1	4	0	6	0	0
Weaver	3-0	2.67	13	2	0	0	1	30.1	26	11	9	2	1	9	2	20	1	0
Willhite	0-2	4.35	10	7	0	0	0	39.1	39	20	19	8	0	16	0	22	1	1
Wright	5-5	3.26	20	11	1	0	0	77.1	76	33	28	5	1	24	2	35	2	0
<b>TOTALS</b>	<b>84-77</b>	<b>3.19</b>	<b>161</b>	<b>161</b>	<b>19</b>	<b>14</b>	<b>39</b>	<b>1430.1</b>	<b>1246</b>	<b>587</b>	<b>507</b>	<b>118</b>	<b>40</b>	<b>525</b>	<b>58</b>	<b>892</b>	<b>61</b>	<b>7</b>

WIN STREAK: 7, July 17-25

LOSING STREAK: 7, Aug. 14-20

# Year-By-Year Statistical Review

## 1968 Angels Batting

PLAYER	AVG	G	AB	R	H	TB	2B	3B	HR	RBI	SH	SF	HP	BB	IBB	SO	SB	CS
Bennett	.077	16	13	0	1	1	0	0	0	0	2	0	0	0	0	9	0	0
Brunet	.081	39	74	3	6	6	0	0	0	2	4	0	1	2	0	38	0	1
Burgmeier	.000	71	2	7	0	0	0	0	0	0	0	0	0	1	0	0	1	0
Causey	.000	4	11	0	0	0	0	0	0	0	0	0	0	0	0	1	0	0
Cimino	.000	4	0	0	0	0	0	0	0	0	0	0	0	0	0	0	0	0
Clark	.107	21	28	2	3	3	0	0	0	3	0	0	0	0	0	14	0	0
Cottier	.194	33	67	2	13	19	4	1	0	1	0	0	0	2	0	15	0	0
Davalillo	.298	93	339	34	101	127	15	4	1	18	3	2	0	15	1	34	17	10
Egan	.116	16	43	2	5	9	1	0	1	4	0	0	0	2	0	15	0	0
Ellis	.045	42	44	3	2	2	0	0	0	7	0	2	0	0	0	21	0	0
Fregosi	.244	159	614	77	150	224	21	13*	9	49	10	4	5	60	4	101	9	4
Hall	.214	46	126	15	27	33	3	0	1	8	0	0	0	16	3	19	1	0
Hamilton	.143	21	7	0	1	1	0	0	0	1	0	0	0	0	0	5	0	0
Harrelson	.100	10	10	0	1	1	0	0	0	0	0	0	0	0	0	8	0	0
Heffner	.000	7	0	0	0	0	0	0	0	0	0	0	0	1	0	0	0	0
Held	.111	33	45	4	5	6	1	0	0	1	0	2	5	0	0	15	0	0
Hinton	.195	116	267	28	52	89	10	3	7	23	2	3	0	24	3	61	3	1
Johnstone	.261	41	115	11	30	36	4	1	0	3	2	0	0	7	0	15	2	1
Kealey	.000	6	0	0	0	0	0	0	0	0	0	0	0	0	0	0	0	0
Kirkpatrick	.230	89	161	23	37	44	4	0	1	15	3	3	1	25	2	32	1	3
Knoop	.249	152	494	48	123	160	20	4	3	39	2	2	3	35	6	128	3	2
Llenas	.128	16	39	5	5	6	1	0	0	1	0	0	1	2	0	5	0	0
Locke	.000	29	3	0	0	0	0	0	0	0	0	0	0	0	0	0	0	0
McFarlane	.290	18	31	1	9	9	0	0	0	2	0	0	0	5	1	9	0	0
McGlothlin	.111	40	63	4	7	9	2	0	0	2	6	0	0	1	0	30	0	0
Messersmith	.100	29	20	1	2	3	1	0	0	1	4	0	0	0	0	10	0	0
Mincher	.236	120	399	35	94	147	12	1	13	48	6	6	4	43	6	65	0	2
Morton	.270	81	163	13	44	53	6	0	1	18	2	1	4	14	0	18	2	1
Murphy	.000	15	28	2	0	0	0	0	0	0	5	0	0	1	0	10	0	0
Pattin	.083	52	12	0	1	1	0	0	0	1	0	0	0	0	0	2	0	0
Reichardt	.255	151	534	62	136	225	20	3	21	73	3	4	18	42	2	118	8	7
Repoz	.240	133	375	30	90	139	8	1	13	54	2	8*	3	38	3	83	8	7
Rodgers	.190	91	258	13	49	58	6	0	1	14	2	2	3	16	3	48	2	1
Rodriguez	.242	76	223	14	54	69	10	1	1	16	1	0	1	17	2	36	0	2
Rojas	.100	38	10	0	1	1	0	0	0	0	0	0	0	0	0	7	0	0
Satriano	.253	111	297	20	75	108	9	0	8	35	0	0	1	37	5	44	0	0
Schaal	.210	60	219	22	46	61	7	1	2	16	2	1	2	29	0	25	5	7
Sherry	.000	3	0	0	0	0	0	0	0	0	0	0	0	0	0	0	0	0
Spencer	.191	19	68	2	13	14	1	0	0	5	0	1	1	3	0	10	0	0
Tatum	.176	17	51	7	9	10	1	0	0	2	0	0	0	0	0	9	0	0
Trevino	.225	17	40	1	9	10	1	0	0	1	0	0	0	2	0	9	0	1
Weaver	.000	14	1	0	0	0	0	0	0	0	0	0	0	0	0	0	0	0
Wright	.216	51	37	7	8	10	2	0	0	2	2	0	0	2	0	11	0	0
<b>TOTALS</b>	<b>.227</b>	<b>162</b>	<b>5331</b>	<b>498</b>	<b>1209</b>	<b>1694</b>	<b>170</b>	<b>33</b>	<b>83</b>	<b>453</b>	<b>75</b>	<b>37</b>	<b>52</b>	<b>447</b>	<b>41</b>	<b>1080</b>	<b>62</b>	<b>50</b>

## 1968 Angels Pitching

PITCHER	W-L	ERA	G	GS	CG	SHO	SV	IP	H	R	ER	HR	HB	BB	IB	SO	WP	BK
Bennett	0-5	3.54	16	7	1	0	1	48.1	46	22	19	6	4	17	0	36	0	0
Brunet	13-17*	2.86	39	36	8	5	0	245.1	191	83	78	23	2	68	3	132	10	0
Burgmeier	1-4	4.33	56	2	0	0	6	72.2	65	41	35	5	0	24	3	33	1	0
Cimino	0-0	2.57	4	0	0	0	0	7	7	5	2	0	0	4	0	2	2	0
Clark	1-11	3.53	21	17	0	0	0	94.1	74	51	37	4	1	54	1	60	13	0
Ellis	9-10	3.95	42	24	3	0	2	164	150	80	72	22	6	56	4	93	1	0
Hamilton	3-1	3.32	21	2	1	0	2	38	34	15	14	0	0	15	1	18	5	0
Harrelson	1-6	5.08	10	5	1	0	0	33.2	28	23	19	4	1	26	0	22	4	0
Heffner	0-0	2.25	7	0	0	0	0	8	6	2	2	0	0	6	1	3	1	0
Kealey	0-1	2.70	6	0	0	0	0	10	10	3	3	0	0	5	2	4	0	0
Locke	2-3	6.44	29	0	0	0	2	36.1	51	29	26	3	1	13	3	21	2	1
McGlothlin	10-15	3.54	40	32	8	0	3	208.1	187	87	82	19	8	60	5	135	7	0
Messersmith	4-2	2.21	28	5	2	1	4	81.1	44	21	20	3	1	35	4	74	3	1
Murphy	5-6	2.17	15	15	3	0	0	99.1	67	30	24	5	5	28	0	56	2	0
Pattin	4-4	2.79	52	4	0	0	3	84	67	27	26	7	2	37	4	66	5	0
Rojas	4-3	4.25	38	0	0	0	6	55	55	29	26	11	0	15	4	33	5	0
Sherry	0-0	6.00	3	0	0	0	0	3	7	2	2	2	0	2	0	2	0	0
Weaver	0-1	2.38	14	0	0	0	0	22.2	22	7	6	4	0	10	2	8	0	0
Wright	10-6	3.94	41	13	2	1	3	125.2	123	58	55	13	2	44	6	71	7	0
<b>TOTALS</b>	<b>67-95</b>	<b>3.43</b>	<b>162</b>	<b>162</b>	<b>29</b>	<b>11</b>	<b>32</b>	<b>1437</b>	<b>1234</b>	<b>615</b>	<b>548</b>	<b>131</b>	<b>33</b>	<b>519</b>	<b>43</b>	<b>869</b>	<b>68</b>	<b>2</b>

WIN STREAK: 4, April 28-May 1

LOSING STREAK: 6, Sept. 21-27

# Year-By-Year Statistical Review

## 1969 Angels Batting

PLAYER	AVG	G	AB	R	H	TB	2B	3B	HR	RBI	SH	SF	HP	BB	IBB	SO	SB	CS
Allen	.500	4	2	0	1	2	1	0	0	0	0	0	0	0	0	0	0	0
Alomar	.250	134	559	60	140	157	10	2	1	30	3	0	0	36	2	48	18	3
Amaro	.222	41	27	4	6	6	0	0	0	1	5	0	0	4	0	6	0	0
Azcue	.218	80	248	15	54	63	6	0	1	19	1	4	2	27	11	28	0	1
Borbon	.000	22	3	0	0	0	0	0	0	0	0	0	0	0	0	1	0	0
Bradley	.000	3	0	0	0	0	0	0	0	0	0	0	0	0	0	0	0	0
Brown	.160	13	25	3	4	5	1	0	0	0	0	0	0	6	0	1	0	0
Brunet	.037	23	27	1	1	2	1	0	0	0	2	0	0	3	0	13	0	0
Chance	.143	5	7	0	1	1	0	0	0	1	0	0	0	0	0	4	0	0
Clark	.500	6	2	0	1	1	0	0	0	0	0	0	0	0	0	0	0	0
Cottier	.000	2	2	0	0	0	0	0	0	0	0	0	0	0	0	0	0	0
Cowan	.304	28	56	10	17	30	1	0	4	10	0	0	1	3	1	9	0	0
Davalillo	.155	33	71	10	11	14	1	1	0	1	0	0	1	6	1	5	3	0
Egan	.142	46	120	7	17	33	1	0	5	16	0	3	1	17	2	41	0	1
Fisher	.000	52	13	0	0	0	0	0	0	0	2	0	0	0	0	8	0	0
Fregosi	.260	161	580	78	151	221	22	6	12	47	7	4	1	93	7	86	9	2
Geishert	.000	11	9	1	0	0	0	0	0	0	0	0	0	1	0	3	0	0
Hicks	.083	37	48	6	4	13	0	0	3	8	0	1	0	13	1	18	0	1
Johnson	.203	67	133	10	27	35	8	0	0	9	1	1	3	10	1	19	5	1
Johnstone	.270	148	540	64	146	206	20	5	10	59	8	6	5	38	5	75	3	9
Kealey	.000	15	9	0	0	0	0	0	0	0	0	0	0	0	0	6	0	0
Knoop	.197	27	71	5	14	18	1	0	1	6	0	1	0	13	1	16	1	3
Llenas	.170	34	47	4	8	10	2	0	0	0	0	0	0	2	0	10	0	0
May	.082	44	49	1	4	4	0	0	0	0	1	0	0	4	0	22	0	0
McGlothlin	.121	37	58	0	7	9	2	0	0	1	5	0	0	3	0	21	0	0
Messersmith	.156	42	77	5	12	14	2	0	0	5	6	0	0	8	0	28	0	0
Morton	.244	87	172	18	42	75	10	1	7	32	1	2	3	28	1	29	0	0
Murphy	.141	36	171	2	10	12	2	0	0	4	5	1	0	3	0	26	0	0
Ortega	.000	5	0	0	0	0	0	0	0	0	0	0	0	0	0	0	0	0
Perez	.231	13	13	3	3	3	0	0	0	0	0	0	0	2	0	1	0	0
Priddy	.000	15	2	0	0	0	0	0	0	0	1	0	0	1	0	2	0	0
Reichardt	.254	137	493	60	125	183	11	4	13	68	6	7	8	43	5	100	3	6
Repoz	.164	103	219	25	36	63	1	1	8	19	3	1	0	32	2	52	1	3
Rodgers	.196	18	46	4	9	10	1	0	0	2	0	0	1	5	1	8	0	0
Rodriguez	.232	159	561	47	130	172	17	2	7	49	4	7	2	32	11	88	5	3
Satriano	.259	41	108	5	28	33	2	0	1	16	2	2	1	18	1	15	0	2
Spencer	.254	113	386	39	98	148	14	3	10	31	8	0	2	26	6	53	1	0
Stuart	.157	22	51	3	8	13	2	0	1	4	0	0	0	3	0	21	0	0
Tatum, J.	.318	10	22	2	7	7	0	0	0	0	0	0	0	0	0	6	0	1
Tatum, K.	.286	45	21	3	6	13	1	0	2	2	2	0	1	0	0	8	0	0
Voss	.261	133	349	33	91	116	11	4	2	40	2	1	0	35	6	40	5	3
Washburn	.000	8	0	0	0	0	0	0	0	0	0	0	0	0	0	0	0	0
Wilhelm	.000	44	8	0	0	0	0	0	0	0	0	0	0	0	0	6	0	0
Wolf	.000	2	0	0	0	0	0	0	0	0	0	0	0	0	0	0	0	0
Wright	.182	40	11	0	2	2	0	0	0	0	0	0	0	1	0	6	0	0
<b>TOTALS</b>	<b>.230</b>	<b>163</b>	<b>5416</b>	<b>528</b>	<b>1221</b>	<b>1694</b>	<b>151</b>	<b>29</b>	<b>88</b>	<b>480</b>	<b>75</b>	<b>41</b>	<b>32</b>	<b>516</b>	<b>65</b>	<b>929</b>	<b>54</b>	<b>39</b>

## 1969 Angels Pitching

PITCHER	W-L	ERA	G	GS	CG	SHO	SV	IP	H	R	ER	HR	HB	BB	IB	SO	WP	BK
Allen	0-1	5.40	4	1	0	0	0	10	5	7	6	1	0	10	0	5	0	0
Borbon	2-3	6.15	22	0	0	0	0	41	55	31	28	5	4	11	2	20	2	0
Bradley	0-1	27.00	3	0	0	0	0	2	9	9	6	1	0	0	0	2	0	0
Brunet	6-7	3.84	23	19	2	2	0	100.2	98	51	43	15	1	39	4	56	4	1
Clark	0-0	5.59	6	1	0	0	0	9.2	12	6	6	2	0	7	1	6	0	0
Fisher	3-2	3.63	52	1	0	0	2	96.2	100	46	39	9	1	28	3	47	0	0
Geishert	1-1	4.65	11	3	0	0	1	31	32	18	16	4	1	7	3	18	0	0
Kealey	2-0	3.93	15	3	1	1	0	36.2	48	18	16	4	1	13	1	17	2	0
May	10-13	3.44	43	25	4	0	2	180.1	142	81	69	20	3	66	5	133	3	4★
McGlothlin	8-16	3.18	37	35	4	1	0	201	188	86	71	19	5	58	1	96	5	1
Messersmith	16-11	2.52	40	33	10	2	2	250	169	81	70	17	5	100	7	211	16★	1
Murphy	10-16	4.21	36	35	4	0	0	215.2	213	110	101	12	21★	69	3	100	16★	0
Ortega	0-0	10.13	5	0	0	0	0	8	13	13	9	3	0	7	1	4	0	0
Priddy	0-1	4.78	15	0	0	0	0	26.1	24	14	14	4	0	7	1	15	2	0
Tatum, K.	7-2	1.36	45	0	0	0	22	86.1	51	13	13	1	4	39	5	65	5	0
Washburn	0-2	7.94	8	2	0	0	0	11.1	21	11	10	0	1	5	0	4	1	0
Wilhelm	5-7	2.47	44	0	0	0	10	65.2	45	21	18	4	3	18	4	53	5	0
Wolf	0-0	11.57	2	0	0	0	0	2.1	3	3	3	1	0	3	0	2	0	0
Wright	1-8	4.10	37	5	0	0	0	63.2	66	33	29	4	1	30	5	31	3	0
<b>TOTALS</b>	<b>71-91</b>	<b>3.54</b>	<b>163</b>	<b>163</b>	<b>25</b>	<b>9</b>	<b>39</b>	<b>1438.1</b>	<b>1294</b>	<b>652</b>	<b>566</b>	<b>126</b>	<b>51</b>	<b>517</b>	<b>46</b>	<b>885</b>	<b>64</b>	<b>7</b>

WIN STREAK: 6. Aug. 23-29

LOSING STREAK: 10. May 16-25

# Year-By-Year Statistical Review

## 1970 Angels Batting

PLAYER	AVG	G	AB	R	H	TB	2B	3B	HR	RBI	SH	SF	HP	BB	IBB	SO	SB	CS
Allen	.000	8	4	0	0	0	0	0	0	0	0	0	0	0	0	1	0	0
Alomar	.251	162★	672	82	169	197	18	2	2	36	11	2	1	49	2	65	35	12
Azcue	.242	114	351	19	85	106	13	1	2	25	1	3	2	24	4	40	0	0
Bradley	.167	17	18	0	3	4	1	0	0	1	3	0	0	1	0	9	0	0
Brown	.000	5	4	0	0	0	0	0	0	0	0	0	0	0	0	0	0	0
Cowan	.276	68	134	20	37	63	9	1	5	25	0	0	1	11	2	29	0	1
Cox	.000	3	0	0	0	0	0	0	0	0	0	0	0	0	0	0	0	0
Doyle	.000	40	3	0	0	0	0	0	0	0	0	0	0	0	0	3	0	0
Egan	.238	79	210	14	50	68	6	0	4	20	1	2	1	14	1	67	0	0
Fisher	.091	67	11	1	1	1	0	0	0	0	3	0	0	0	0	3	0	0
Fregosi	.278	158	601	95	167	276	33	5	22	82	2	4	3	69	3	92	0	2
Garrett	.067	32	15	0	1	1	0	0	0	0	1	0	0	1	0	9	0	0
Gonzalez	.304	26	92	9	28	33	2	0	1	12	2	0	1	2	0	11	3	2
Griffin	.127	18	55	2	7	8	1	0	0	4	1	0	0	6	1	5	0	0
Hicks	.250	4	4	0	1	1	0	0	0	0	0	0	0	0	0	2	0	0
Johnson	.3289★	156	614	85	202	282	26	6	14	86	0	3	7	35	9	68	17	2
Johnstone	.238	119	320	34	76	129	10	5	11	39	3	3	1	24	6	53	1	0
Kealey	.250	17	4	0	1	1	0	0	0	0	0	0	0	0	0	3	0	0
LaRoche	.250	38	8	0	2	3	1	0	0	0	0	0	0	1	0	0	0	0
May	.087	38	69	0	6	8	2	0	0	2	2	1	0	4	0	31	0	0
McMullen	.232	124	422	50	98	155	9	3	14	61	1	3	3	59	10	81	1	0
Messersmith	.157	38	70	4	11	17	3	0	1	2	5	0	0	0	0	28	0	0
Murphy	.184	39	76	7	14	18	1	0	1	7	8	1	0	5	0	32	0	0
Oyler	.083	24	24	2	2	2	0	0	0	1	2	0	0	3	0	6	0	0
Perez	.000	3	3	0	0	0	0	0	0	0	0	0	0	0	0	0	0	0
Queen	.250	37	16	1	4	4	0	0	0	1	0	0	0	0	0	2	0	0
Reichardt	.167	9	6	1	1	1	0	0	0	1	0	1	0	3	1	0	0	0
Repoz	.238	137	407	50	97	180	17	6	18	47	6	2	3	45	6	90	4	2
Reynolds	.250	59	120	11	30	38	3	1	1	6	0	0	1	6	0	10	1	1
Rivers	.320	17	25	6	8	10	2	0	0	3	1	0	1	3	0	5	1	0
Rodriguez	.270	17	63	6	17	23	2	2	0	7	0	0	1	3	0	6	0	1
Ruiz	.243	68	107	10	26	31	3	1	0	12	4	1	1	7	1	16	3	0
Shank	.000	1	0	0	0	0	0	0	0	0	0	0	0	0	0	0	0	0
Silverio	.000	15	15	1	0	0	0	0	0	0	0	0	0	2	1	4	0	1
Spencer	.274	146	511	61	140	204	20	4	12	68	6	5	0	28	6	61	0	2
Tatum, J.	.238	75	181	28	43	50	7	0	0	6	1	1	0	17	1	35	1	0
Tatum, K.	.182	62	11	2	2	5	0	0	1	3	0	0	0	0	0	5	0	0
Voss	.243	80	181	21	44	63	4	3	3	30	1	5	2	23	2	18	2	1
Wolf	.000	4	0	0	0	0	0	0	0	0	0	0	0	0	0	0	0	0
Wright	.171	47	105	9	18	28	4	0	2	10	4	0	0	2	0	32	0	0
<b>TOTALS</b>	<b>.251</b>	<b>162</b>	<b>5532</b>	<b>631</b>	<b>1391</b>	<b>2010</b>	<b>197</b>	<b>40</b>	<b>114</b>	<b>597</b>	<b>69</b>	<b>37</b>	<b>29</b>	<b>447</b>	<b>56</b>	<b>922</b>	<b>69</b>	<b>27</b>

## 1970 Angels Pitching

PITCHER	W-L	ERA	G	GS	CG	SHO	SV	IP	H	R	ER	HR	HB	BB	IB	SO	WP	BK
Allen	1-1	2.63	8	2	0	0	0	24	23	7	7	0	1	11	2	13	2	0
Bradley	2-5	4.13	17	11	1	1	0	69.2	71	38	32	3	1	33	6	53	5	0
Cox	0-0	3.86	3	0	0	0	0	2.1	4	1	1	0	0	0	0	3	0	0
Doyle	3-1	5.14	40	0	0	0	5	42	43	25	24	7	1	21	3	34	2	2
Fisher	4-4	3.04	67	2	0	0	8	130.1	117	51	44	15	2	35	1	74	6	1
Garrett	5-6	2.65	32	7	0	0	0	74.2	48	23	22	6	1	44	9	53	2	3
Kealey	1-0	4.15	17	0	0	0	1	21.2	19	11	10	2	0	6	2	14	0	0
LaRoche	4-1	3.44	38	0	0	0	4	49.2	41	20	19	6	4	21	6	44	1	1
May	7-13	4.01	38	34	2	2	0	208.2	190	102	93	20	3	81	7	164	8	2
Messersmith	11-10	3.01	37	26	6	1	5	194.2	144	75	65	21	6	78	6	162	2	0
Murphy	16-13	4.24	39	38	5	2	0	227	223	114	107	32	7	81	10	99	8	1
Queen	3-6	4.20	34	3	0	0	9	60	58	28	28	5	5	28	6	44	0	0
Shank	0-0	0.00	1	0	0	0	0	3	2	0	0	0	0	2	0	1	0	0
Tatum, K.	7-4	2.94	62	0	0	0	17	88.2	68	35	29	12	5	26	5	50	6	0
Wolf	0-0	5.06	4	0	0	0	0	5.1	3	3	3	1	0	4	0	5	2	0
Wright	22-12	2.83	39	39	7	2	0	260.2	226	97	82	24	7	88	4	110	8	0
<b>TOTALS</b>	<b>86-76</b>	<b>3.48</b>	<b>162</b>	<b>162</b>	<b>21</b>	<b>10</b>	<b>49</b>	<b>1462.1</b>	<b>1280</b>	<b>630</b>	<b>566</b>	<b>154</b>	<b>43</b>	<b>559</b>	<b>67</b>	<b>923</b>	<b>52</b>	<b>10</b>

WIN STREAK: 5, April 7-12 & Sept. 27-Oct. 1

LOSING STREAK: 9, Sept. 4-12

# Year-By-Year Statistical Review

## 1971 Angels Batting

PLAYER	AVG	G	AB	R	H	TB	2B	3B	HR	RBI	SH	SF	HP	BB	IBB	SO	SB	CS
Allen	.294	54	17	2	5	8	0	0	1	1	0	0	0	0	0	5	0	0
Alomar	.260	162★	689★	77	179	221	24	3	4	42	7	2	0	41	4	60	39	10
Berry	.221	111	298	29	66	92	17	0	3	22	3	4	3	18	0	33	3	2
Christensen	.270	29	63	4	17	18	1	0	0	3	2	0	0	6	1	5	0	1
Clark	.267	11	15	1	4	4	0	0	0	0	1	0	0	0	0	4	0	0
Conigliaro	.222	74	266	23	59	89	18	0	4	15	1	1	1	23	1	52	3	3
Cowan	.276	74	174	12	48	68	8	0	4	20	1	0	0	7	1	41	1	1
Fisher	.063	57	16	0	1	1	0	0	0	0	1	0	0	2	0	7	0	0
Fregosi	.233	107	347	31	81	113	15	1	5	33	5	3	5	39	6	61	2	1
Gonzalez	.245	111	314	32	77	99	9	2	3	38	2	3	3	28	5	28	0	1
Hassler	.000	6	5	0	0	0	0	0	0	0	1	0	0	0	0	1	0	0
Johnson	.260	65	242	19	63	77	8	0	2	21	1	1	2	15	3	34	5	2
Kusnyer	.154	6	13	0	2	2	0	0	0	0	0	0	0	0	0	3	0	0
LaRoche	.091	56	11	0	1	1	0	0	0	0	1	0	0	1	0	3	0	0
Lasher	.000	2	0	0	0	0	0	0	0	0	0	0	0	0	0	0	0	0
Maloney	.200	13	5	0	1	1	0	0	0	0	0	0	0	0	0	1	0	0
May	.147	32	68	2	10	11	1	0	0	4	2	0	0	4	0	40	0	0
McMullen	.250	160	593	63	148	234	19	2	21	68	4	4	3	53	10	74	1	1
Meoli	.000	7	3	0	0	0	0	0	0	0	0	0	0	0	0	1	0	0
Messersmith	.172	39	93	8	16	24	2	0	2	5	6	0	0	5	0	30	0	0
Moses	.227	69	181	12	41	65	8	2	4	15	1	1	0	10	4	34	0	0
Murphy	.173	37	75	5	13	16	3	0	0	6	6	0	0	2	0	19	0	0
O'Brien	.199	90	251	25	50	75	8	1	5	21	4	0	1	15	4	33	0	2
Parker	.229	20	70	4	16	21	0	1	1	6	0	0	0	2	0	20	1	1
Queen	.000	45	8	0	0	0	0	0	0	1	1	1	0	1	0	0	0	0
Repoz	.199	113	297	39	59	111	11	1	13	42	0	2	1	60	6	69	3	5
Reynolds, A.	.000	15	2	0	0	0	0	0	0	0	0	0	0	0	0	1	0	0
Reynolds, T.	.186	45	86	4	16	25	3	0	2	8	2	0	3	9	1	6	0	1
Rivers	.265	78	268	31	71	90	12	2	1	12	8	0	1	19	1	38	13	1
Ruiz	.263	31	19	4	5	5	0	0	0	3	0	0	0	2	0	7	1	0
Silverio	.333	3	3	0	1	1	0	0	0	0	0	0	0	0	0	0	0	0
Spencer	.237	148	510	50	121	200	21	2	18	59	6	5	3	48	7	63	0	1
Stephenson	.219	98	279	24	61	87	17	0	3	25	2	2	3	22	6	21	0	0
Torborg	.203	55	123	6	25	30	5	0	0	5	3	1	0	3	1	6	0	0
Wright	.154	40	91	4	14	19	3	1	0	5	9	1	0	6	0	27	0	1
Wynne	.000	3	0	0	0	0	0	0	0	0	0	0	0	0	0	0	0	0
<b>TOTALS</b>	<b>.231</b>	<b>162</b>	<b>5495</b>	<b>511</b>	<b>1271</b>	<b>1808</b>	<b>213</b>	<b>18</b>	<b>96</b>	<b>477</b>	<b>83</b>	<b>31</b>	<b>29</b>	<b>441</b>	<b>61</b>	<b>827</b>	<b>72</b>	<b>34</b>

## 1971 Angels Pitching

PITCHER	W-L	ERA	G	GS	CG	SHO	SV	IP	H	R	ER	HR	HB	BB	IB	SO	WP	BK
Allen	4-6	2.49	54	1	0	0	15	94	75	29	26	4	0	40	8	72	5	2
Clark	2-1	2.86	11	7	1	1	1	44	36	15	14	6	2	28	2	28	4	0
Fisher	10-8	2.72	57	3	0	0	3	119	92	46	36	11	2	50	5	82	4	0
Hassler	0-3	3.86	6	4	0	0	0	18.2	25	10	8	0	1	15	2	13	2	0
LaRoche	5-1	2.50	56	0	0	0	9	72	55	21	20	3	1	27	10	63	2	0
Lasher	0-0	27.00	2	0	0	0	0	1.1	4	4	4	0	0	2	0	0	0	0
Maloney	0-3	5.04	13	4	0	0	0	30.1	35	18	17	3	1	24	2	13	3	0
May	11-12	3.02	32	31	7	2	0	208.1	160	74	70	12	2	87	6	156	0	0
Messersmith	20-13	2.99	38	38	14	4	0	276.2	224	112	92	16	7	121	6	179	9	0
Murphy	6-17	3.77	37	36	7	0	0	243.1	228	108	102	24	9	82	9	89	17★	1
Queen	2-2	1.78	44	0	0	0	4	65.2	49	17	13	3	8	29	6	53	6	1
Reynolds, A.	0-3	4.61	15	1	0	0	0	27.1	32	15	14	2	0	18	5	15	1	0
Wright	16-17	2.99	37	37	10	2	0	276.2	225	105	92	17	3	82	10	135	7	0
Wynne	0-0	4.91	3	0	0	0	0	3.2	6	2	2	0	0	2	0	6	0	0
<b>TOTALS</b>	<b>76-86</b>	<b>3.10</b>	<b>162</b>	<b>162</b>	<b>39</b>	<b>11</b>	<b>32</b>	<b>1481</b>	<b>1246</b>	<b>576</b>	<b>510</b>	<b>101</b>	<b>36</b>	<b>607</b>	<b>71</b>	<b>904</b>	<b>60</b>	<b>4</b>

WIN STREAK: 7, April 12-18

LOSING STREAK: 4, three times

# Year-By-Year Statistical Review

## 1972 Angels Batting

PLAYER	AVG	G	AB	R	H	TB	2B	3B	HR	RBI	SH	SF	HP	BB	IBB	SO	SB	CS
Allen	.118	42	17	0	2	2	0	0	0	0	3	0	0	0	0	8	0	0
Alomar	.239	155	610	65	146	175	20	3	1	25	6	3	0	47	5	55	20	12
Azcue	.000	3	2	0	0	0	0	0	0	0	0	0	0	0	0	1	0	0
Barber	.143	34	7	0	1	1	0	0	0	0	2	0	0	3	0	4	0	0
Berry	.289	119	409	41	118	154	15	3	5	39	12	1	2	35	2	47	5	3
Cardenas	.223	150	551	25	123	156	11	2	6	42	13	1	2	35	4	73	1	2
Clark	.097	27	31	0	3	3	0	0	0	0	1	0	0	1	0	14	0	0
Coletta	.300	14	30	5	9	13	1	0	1	7	0	0	0	1	0	4	0	0
Cowan	.000	3	3	0	0	0	0	0	0	0	0	0	0	0	0	2	0	0
Doyle	.000	2	0	0	0	0	0	0	0	0	0	0	0	0	0	0	0	0
Dukes	.000	7	0	0	0	0	0	0	0	0	0	0	0	0	0	0	0	0
Fisher	.118	43	17	1	2	2	0	0	0	1	0	0	0	0	0	8	0	0
Foster	.000	8	0	0	0	0	0	0	0	0	0	0	0	0	0	0	0	0
Hiatt	.289	22	45	4	13	18	0	1	1	5	0	0	0	5	0	11	0	0
Howard	.263	11	38	4	10	11	1	0	0	2	0	0	1	1	0	3	0	0
Kosco	.213	49	142	15	34	60	4	2	6	13	1	2	1	5	1	23	1	0
Kusnyer	.207	64	179	13	37	47	2	1	2	13	1	0	1	16	3	33	0	0
Lange	.000	2	3	0	0	0	0	0	0	0	0	0	0	0	0	0	0	0
Llenas	.266	44	64	3	17	20	3	0	0	7	0	2	0	3	0	8	0	0
May	.113	35	62	3	7	8	1	0	0	1	2	0	0	3	0	29	0	0
McMullen	.269	137	472	36	127	174	18	1	9	34	1	2	0	48	2	59	1	2
Messersmith	.189	26	53	2	10	13	3	0	0	0	2	0	0	3	0	13	1	0
Motton	.154	42	39	6	6	7	1	0	0	1	0	0	0	5	0	12	0	0
Murphy	.000	6	1	0	0	0	0	0	0	0	0	0	0	0	0	1	0	0
O'Brien	.179	36	39	10	7	12	2	0	1	1	0	0	0	6	0	10	0	0
Oliver	.269	134	509	47	137	222	20	4	19	70	0	5	3	27	8	97	4	3
Parker	.213	36	80	11	17	25	2	0	2	8	0	2	0	9	0	17	0	2
Pinson	.275	136	484	56	133	182	24	2	7	49	4	4	5	30	12	54	17	6
Queen	.000	17	2	0	0	0	0	0	0	0	0	0	0	1	0	1	0	0
Repoz	.333	3	3	0	1	1	0	0	0	0	0	0	0	0	0	2	0	0
Rivers	.214	58	159	18	34	44	6	2	0	7	8	0	1	8	1	26	4	3
Rose	.200	16	10	1	2	5	0	0	1	1	1	0	0	1	0	3	0	0
Ryan	.135	39	96	4	13	20	5	1	0	3	1	0	0	2	0	48	1	0
Sells	.000	10	0	0	0	0	0	0	0	0	0	0	0	0	0	0	0	0
Silverio	.167	13	12	1	2	2	0	0	0	0	0	0	0	0	0	5	0	0
Spencer	.222	82	212	13	47	55	5	0	1	14	0	1	0	12	1	25	0	1
Stanton	.251	127	402	44	101	158	15	3	12	39	2	2	4	22	4	100	2	3
Stephenson	.274	66	146	14	40	51	3	1	2	17	0	0	4	11	5	8	0	0
Torborg	.209	59	153	5	32	35	3	0	0	8	0	0	1	14	4	21	0	0
Wright	.217	35	83	7	18	30	6	0	2	13	6	0	0	4	0	25	0	0
<b>TOTALS</b>	<b>.242</b>	<b>155</b>	<b>5165</b>	<b>454</b>	<b>1249</b>	<b>1706</b>	<b>171</b>	<b>26</b>	<b>78</b>	<b>420</b>	<b>66</b>	<b>25</b>	<b>25</b>	<b>358</b>	<b>52</b>	<b>850</b>	<b>57</b>	<b>37</b>

## 1972 Angels Pitching

PITCHER	W-L	ERA	G	GS	CG	SHO	SV	IP	H	R	ER	HR	HB	BB	IB	SO	WP	BK
Allen	3-7	3.48	42	6	0	0	5	85.1	76	38	33	7	3	55	5	53	8	0
Barber	4-4	2.02	34	3	0	0	2	58	37	16	13	4	1	30	11	34	1	0
Clark	4-9	4.50	26	15	2	0	1	109.2	105	59	55	10	2	55	2	61	7	0
Doyle	0-0	0.00	2	0	0	0	0	2.1	2	0	0	0	0	3	0	4	0	1
Dukes	0-1	1.64	7	0	0	0	1	11	11	3	2	1	1	0	0	8	1	0
Fisher	4-5	3.76	43	1	0	0	4	81.1	73	35	34	6	0	31	3	32	0	0
Foster	0-1	4.97	8	0	0	0	0	12.2	12	8	7	3	2	6	0	11	1	0
Lange	0-0	3.65	2	1	0	0	0	7.2	7	4	4	0	0	2	0	8	1	0
May	12-11	2.94	35	30	10	3	1	205.1	162	79	67	15	0	82	6	169	3	0
Messersmith	8-11	2.81	25	21	10	3	2	169.2	125	56	53	5	2	68	8	142	2	1
Murphy	0-0	5.40	6	0	0	1	0	10	13	6	6	0	0	8	1	2	1	0
Queen	0-0	4.35	17	0	0	0	0	31	31	17	15	2	3	19	1	19	1	0
Rose	1-4	4.22	16	4	0	0	0	42.2	49	25	20	9	0	19	5	39	0	1
Ryan	19-16	2.28	39	39	20	9★	0	284	166	80	72	14	10	157★	4	329★	18★	0
Sells	2-0	2.81	10	0	0	0	0	16	11	6	5	0	0	5	1	2	1	0
Wright	18-11	2.98	35	35	15	2	0	251	229	101	83	14	4	80	6	87	4	0
<b>TOTALS</b>	<b>75-80</b>	<b>3.06</b>	<b>155</b>	<b>155</b>	<b>57</b>	<b>18</b>	<b>16</b>	<b>1377.2</b>	<b>1109</b>	<b>533</b>	<b>469</b>	<b>90</b>	<b>28</b>	<b>620</b>	<b>53</b>	<b>1000</b>	<b>49</b>	<b>3</b>

WIN STREAK: 6, Sept. 24-30

LOSING STREAK: 6, July 16-21

# Year-By-Year Statistical Review

## 1973 Angels Batting

PLAYER	AVG	G	AB	R	H	TB	2B	3B	HR	RBI	SH	SF	HP	BB	IBB	SO	SB	CS
Alomar	.238	136	470	45	112	121	7	1	0	28	12	3	0	34	1	44	25	10
Berry	.284	136	415	48	118	142	11	2	3	36	8	2	1	26	0	50	1	6
Brooks	.143	4	7	0	1	1	0	0	0	0	0	0	0	0	0	3	0	0
Chalk	.232	24	69	14	16	18	2	0	0	6	0	0	1	9	0	13	0	0
DaVanon	.245	41	49	6	12	15	3	0	0	2	0	0	0	3	0	9	1	2
Epstein	.215	91	312	30	67	103	8	2	8	32	0	2	5	34	2	54	0	0
Gallagher	.273	110	311	16	85	93	6	1	0	26	1	4	1	35	3	31	1	3
Grabarkewitz	.163	61	129	27	21	38	6	1	3	9	1	0	1	28	0	27	2	2
Howard	.095	8	21	2	2	2	0	0	0	1	0	1	0	1	0	6	0	0
Kusnyer	.125	41	64	5	8	10	2	0	0	3	0	1	0	2	0	12	0	1
Llenas	.269	78	130	16	35	39	1	0	1	25	2	4	1	10	0	16	0	0
McCraw	.265	99	264	25	70	86	7	0	3	24	0	1	2	30	1	42	3	2
Meoli	.223	120	305	36	68	88	12	1	2	23	3	5	0	31	1	38	2	4
Oliver	.265	151	544	51	144	224	24	1	18	89	0	4	5	33	7	100	1	1
Parker	.225	38	102	14	23	27	2	1	0	7	3	1	1	8	1	23	0	1
Pinson	.260	124	466	56	121	171	14	6	8	57	8	7	0	20	3	55	5	5
Rivers	.349	30	129	26	45	59	6	4	0	16	3	0	1	8	0	11	8	3
Robinson	.266	147	534	85	142	261	29	0	30	97	1	3	10	82	12	93	1	1
Sands	.273	17	33	5	9	16	2	1	1	5	0	0	0	5	1	10	0	0
Scheinblum	.328	77	229	28	75	98	10	2	3	21	2	1	1	35	6	27	0	0
Spencer	.241	29	87	10	21	35	4	2	2	11	1	1	1	9	1	9	0	0
Stanton	.235	119	306	41	72	109	9	2	8	34	2	2	2	27	2	88	3	3
Stelmaszek	.154	22	26	2	4	5	1	0	0	3	1	0	0	6	0	7	0	0
Stephenson	.246	60	122	9	30	38	5	0	1	9	2	0	1	7	1	7	0	0
Torborg	.220	102	255	20	56	66	7	0	1	18	7	1	0	21	0	32	0	2
Valentine	.302	32	126	12	38	50	5	2	1	13	3	2	0	5	0	9	6	1
<b>TOTALS</b>	<b>.253</b>	<b>162</b>	<b>5505</b>	<b>629</b>	<b>1395</b>	<b>1915</b>	<b>183</b>	<b>29</b>	<b>93</b>	<b>595</b>	<b>60</b>	<b>45</b>	<b>34</b>	<b>509</b>	<b>42</b>	<b>816</b>	<b>59</b>	<b>47</b>

## 1973 Angels Designated Hitters

PLAYER	AVG	G	AB	R	H	TB	2B	3B	HR	RBI	SH	SF	HP	BB	IBB	SO	SB	CS
Grabarkewitz	.091	5	22	2	2	5	0	0	1	1	1	0	0	2	0	5	0	1
Llenas	.125	3	8	2	1	1	0	0	0	0	0	0	0	2	0	2	0	0
McCraw	.297	9	37	2	11	17	0	0	2	4	0	0	0	2	0	4	0	0
Oliver	.200	11	40	3	8	13	0	1	1	8	0	0	2	2	1	5	0	0
Parker	.000	2	2	0	0	0	0	0	0	0	0	0	0	0	0	2	0	0
Robinson	.260	127	466	75	121	224	25	0	26	84	1	3	9	76	10	82	1	1
Scheinblum	.417	7	24	4	10	14	1	0	1	2	0	0	0	5	1	3	0	0
Spencer	.000	1	3	0	0	0	0	0	0	0	0	0	0	1	0	1	0	0
<b>TOTALS</b>	<b>.254</b>	<b>162</b>	<b>602</b>	<b>88</b>	<b>153</b>	<b>274</b>	<b>26</b>	<b>1</b>	<b>31</b>	<b>99</b>	<b>2</b>	<b>3</b>	<b>11</b>	<b>90</b>	<b>12</b>	<b>104</b>	<b>1</b>	<b>2</b>

## 1973 Angels Pitching

PITCHER	W-L	ERA	G	GS	CG	SHO	SV	IP	H	R	ER	HR	HB	BB	IB	SO	WP	BK
Allen	0-0	10.38	5	0	0	0	1	8.2	15	10	10	0	0	5	0	4	2	0
Barber	3-2	3.53	50	1	0	0	4	89.1	90	40	35	5	3	32	3	58	4	0
Hand	4-3	3.62	16	6	0	0	0	54.2	58	29	22	5	1	21	0	19	2	0
Hassler	0-4	3.69	7	4	1	0	0	31.2	33	23	13	0	3	19	0	19	2	1
Lange	2-1	4.44	17	4	1	0	0	52.2	61	30	26	9	1	21	2	27	1	0
May	7-17	4.38	34	28	10	4	0	185	177	101	90	20	3	80	9	134	6	3
Monteagudo	2-1	4.20	15	0	0	0	3	30	23	18	14	2	4	16	3	8	2	0
Perranoski	0-2	4.09	8	0	0	0	0	11	11	5	5	0	1	7	0	5	1	0
Ryan	21-16	2.87	41	39	26	4	1	326	238	113	104	18	7	162★	2	383★	15	0
Sells	7-2	3.71	51	0	0	0	10	68	72	30	28	2	5	35	6	25	8	1
Singer	20-14	3.22	40	40	19	2	0	315.2	280	124	113	15	9	130	5	241	7	1
Tanana	2-2	3.08	4	4	2	1	0	26.1	20	11	9	2	0	8	0	22	2	0
Wilshusen	0-0	81.00	1	0	0	0	0	.1	0	3	3	0	1	2	0	0	0	0
Wright	11-19	3.68	37	36	13	1	0	257	273	120	105	26	3	76	0	65	4	0
<b>TOTALS</b>	<b>79-83</b>	<b>3.57</b>	<b>162</b>	<b>162</b>	<b>72</b>	<b>13</b>	<b>19</b>	<b>1456.1</b>	<b>1351</b>	<b>657</b>	<b>577</b>	<b>104</b>	<b>41</b>	<b>614</b>	<b>30</b>	<b>1010</b>	<b>56</b>	<b>6</b>

WIN STREAK: 5, May 12-16

LOSING STREAK: 5, May 6-11 & June 21-27

# Year-By-Year Statistical Review

## 1974 Angels Batting

PLAYER	AVG	G	AB	R	H	TB	2B	3B	HR	RBI	SH	SF	HP	BB	IBB	SO	SB	CS
Alomar	.222	46	54	12	12	14	0	1	0	1	1	0	0	2	0	8	2	0
Balaz	.238	14	42	4	10	13	0	0	1	5	1	0	1	2	0	10	0	0
Bochte	.270	57	196	24	53	74	4	1	5	26	4	2	1	18	0	23	6	3
Chaik	.252	133	465	44	117	147	9	3	5	31	9	4	7	30	1	57	10	10
Doherty	.256	74	223	20	57	82	14	1	3	15	4	1	0	8	1	13	2	1
Doyle	.260	147	511	47	133	159	19	2	1	34	9	2	1	25	2	49	6	7
Egan	.117	43	94	4	11	11	0	0	0	4	6	0	1	8	0	40	1	0
Epstein	.161	18	62	10	10	24	2	0	4	6	0	0	1	10	0	13	0	0
Heise	.267	29	75	7	20	27	7	0	0	6	3	0	0	5	0	10	0	1
Howard	.231	22	39	5	9	11	0	1	0	5	1	0	0	2	0	1	1	0
Lahoud	.271	127	325	46	88	149	16	3	13	44	1	1	3	47	3	57	4	5
Llenas	.261	72	138	16	36	48	6	0	2	17	1	7	0	11	1	19	0	0
McCraw	.286	56	119	21	34	51	8	0	3	17	0	1	0	12	2	13	2	1
Meoli	.244	36	90	9	22	24	2	0	0	3	2	0	0	8	0	10	2	4
Nettles	.274	56	175	27	48	52	4	0	0	8	2	0	0	16	0	38	20	11
Oliver	.248	110	359	22	89	124	9	1	8	55	0	6	1	16	2	51	2	1
Ramirez	.163	31	86	4	14	14	0	0	0	7	4	1	0	6	0	23	2	1
Rivers	.285	118	466	69	133	183	19	11*	3	31	11	1	1	39	0	47	30	13
Robinson	.251	129	427	75	107	197	26	2	20	63	1	5	10	75	14	85	5	1
Rodriguez	.253	140	395	48	100	141	20	0	7	36	8	4	9	69	6	56	4	5
Sands	.193	43	83	6	16	30	2	0	4	13	0	1	1	23	2	17	0	0
Schaal	.248	53	165	10	41	52	5	0	2	20	0	0	0	18	1	27	2	2
Scheinblum	.154	10	26	1	4	4	0	0	0	2	0	0	0	1	0	2	0	0
Stanton	.267	118	415	48	111	169	21	2	11	82	6	5	5	33	3	107	10	8
Valentine	.261	117	371	39	97	122	10	3	3	39	8	7	3	25	0	25	8	5
<b>TOTALS</b>	<b>.254</b>	<b>162</b>	<b>5401</b>	<b>618</b>	<b>1372</b>	<b>1922</b>	<b>203</b>	<b>31</b>	<b>95</b>	<b>550</b>	<b>82</b>	<b>48</b>	<b>45</b>	<b>509</b>	<b>38</b>	<b>801</b>	<b>119</b>	<b>79</b>

## 1974 Angels Designated Hitters

PLAYER	AVG	G	AB	R	H	TB	2B	3B	HR	RBI	SH	SF	HP	BB	IBB	SO	SB	CS
Alomar	.000	1	1	0	0	0	0	0	0	0	0	0	0	0	0	1	0	0
Doherty	.000	2	3	0	0	0	0	0	0	0	0	0	0	0	0	1	0	0
Howard	.000	3	3	1	0	0	0	0	0	0	0	0	0	0	0	0	0	0
Lahoud	.214	10	28	1	6	8	2	0	0	0	0	0	0	6	0	7	2	1
Llenas	.160	10	25	2	4	5	1	0	0	2	0	2	0	4	0	3	0	0
McCraw	.200	2	5	1	1	1	0	0	0	0	0	0	0	0	0	0	0	0
Oliver	.667	1	3	0	2	2	0	0	0	2	0	0	1	0	0	0	0	0
Robinson	.252	119	424	75	107	197	26	2	20	63	1	5	10	73	10	84	5	1
Rodriguez	1.000	1	1	0	1	2	1	0	0	1	0	0	0	0	0	0	0	0
Sands	.185	21	65	4	12	22	1	0	3	9	0	1	0	15	1	14	0	0
Scheinblum	.000	1	1	0	0	0	0	0	0	0	0	0	0	0	0	0	0	0
Valentine	.308	4	13	1	4	5	1	0	0	1	0	0	0	3	0	0	1	0
<b>TOTALS</b>	<b>.240</b>	<b>163</b>	<b>572</b>	<b>85</b>	<b>137</b>	<b>242</b>	<b>32</b>	<b>2</b>	<b>23</b>	<b>78</b>	<b>1</b>	<b>8</b>	<b>11</b>	<b>101</b>	<b>11</b>	<b>110</b>	<b>8</b>	<b>2</b>

## 1974 Angels Pitching

PITCHER	W-L	ERA	G	GS	CG	SHO	SV	IP	H	R	ER	HR	HB	BB	IB	SO	WP	BK
Cumberland	0-1	3.74	17	0	0	0	0	21.2	24	9	9	2	0	10	2	12	0	0
Dobson	2-3	5.70	5	5	2	0	0	30	39	19	19	3	0	13	1	16	3	0
Figueroa	2-8	3.67	25	12	5	1	0	105.1	119	46	43	3	4	36	2	49	0	1
Gilbreth	0-0	13.50	3	0	0	0	0	1.1	2	2	2	0	0	1	0	0	0	0
Hassler	7-11	2.61	23	22	10	2	1	162	132	64	47	10	9	79	2	76	7	1
Kirkwood	0-0	8.59	3	0	0	0	0	7.1	12	8	7	0	0	6	0	4	1	0
Lange	3-8	3.80	21	18	1	0	0	113.2	111	63	48	10	4	47	0	57	3	1
Lockwood	2-5	4.32	37	2	0	0	1	81.1	81	42	39	8	5	32	4	39	3	1
May	0-1	7.00	18	3	0	0	2	27	29	24	21	2	1	10	0	12	4	0
Pena	0-0	0.00	4	0	0	0	3	8	6	0	0	0	0	1	0	5	0	0
Pina	1-2	2.31	11	0	0	0	0	11.2	9	3	3	1	0	3	2	6	2	0
Quintana	2-1	4.26	18	0	0	0	0	12.2	17	6	6	0	0	14	1	11	0	0
Raziano	1-2	6.48	13	0	0	0	1	16.2	15	14	12	1	0	8	1	9	0	0
Ryan	22-16	2.89	42	41	26	3	0	332.2*	221	127	107	18	9	202*	3	367*	9	0
Sanders	0-0	2.79	9	0	0	0	1	9.2	10	5	3	0	0	3	0	4	1	0
Sells	2-3	3.69	20	0	0	0	2	39	48	19	16	3	3	16	0	14	3	0
Selma	2-2	5.09	18	0	0	0	1	23	22	13	13	2	1	17	2	15	4	0
Singer	7-4	2.98	14	14	8	0	0	108.2	102	48	36	3	1	43	0	77	4	1
Stoneman	1-8	6.14	13	11	0	0	0	58.2	78	41	40	8	2	31	0	33	2	0
Tanana	14-19	3.12	39	35	12	4	0	268.2	262	104	93	27	8	77	4	180	4	2
<b>TOTALS</b>	<b>68-94</b>	<b>3.52</b>	<b>162</b>	<b>162</b>	<b>64</b>	<b>13</b>	<b>12</b>	<b>1439</b>	<b>1339</b>	<b>657</b>	<b>564</b>	<b>101</b>	<b>47</b>	<b>649</b>	<b>24</b>	<b>986</b>	<b>50</b>	<b>7</b>

WIN STREAK: 6, April 29-May 5

LOSING STREAK: 11, June 30-July 10

# Year-By-Year Statistical Review

## 1975 Angels Batting

PLAYER	AVG	G	AB	R	H	TB	2B	3B	HR	RBI	SH	SF	HP	BB	IBB	SO	SB	CS
Allietta	.178	21	45	4	8	12	1	0	1	2	1	0	0	1	1	6	0	0
Balaz	.242	45	120	10	29	42	8	1	1	10	1	1	0	5	0	25	0	0
Bochte	.285	107	375	41	107	141	19	3	3	48	3	3	2	45	5	43	3	4
Briggs	.226	13	31	3	7	11	1	0	1	3	1	0	0	2	0	6	0	2
Chalk	.273	149	513	59	140	177	24	2	3	56	11	9	2	66	4	49	6	9
Collins	.266	93	319	41	85	115	13	4	3	29	3	3	2	45	1	55	24	10
Dade	.200	11	30	5	6	10	4	0	0	1	0	0	0	6	0	7	0	0
Doherty	.202	30	94	7	19	25	3	0	1	12	2	1	0	8	1	12	1	1
Doyle	.067	8	15	0	1	1	0	0	0	0	0	0	0	1	0	1	0	0
Egan	.229	28	70	7	16	21	3	1	0	3	4	0	0	5	0	14	0	0
Etchebarren	.280	31	100	10	28	39	0	1	3	17	1	1	0	14	0	19	1	0
Garrett	.262	37	107	17	28	51	5	0	6	18	1	1	0	14	0	28	3	0
Goodwin	.100	4	10	0	1	1	0	0	0	0	0	0	0	0	0	5	0	0
Hampton	.152	31	66	8	10	13	3	0	0	4	3	0	1	7	0	19	0	0
Harper	.239	89	285	40	68	89	10	1	3	31	4	3	2	38	5	51	19	8
Jackson	.231	13	39	2	9	11	2	0	0	2	2	0	0	2	0	10	1	1
Lahoud	.214	76	192	21	41	69	6	2	6	33	2	1	1	48	2	33	2	1
Llenas	.186	56	113	6	21	25	4	0	0	11	4	1	0	10	0	11	0	1
Meoli	.214	70	126	12	27	31	2	1	0	6	2	0	0	15	0	20	3	0
Miley	.174	70	224	17	39	58	3	2	4	26	7	2	1	16	1	54	0	1
Nettles	.231	112	294	50	68	79	11	0	0	23	3	1	1	26	2	57	22	15
Ramirez	.240	44	100	10	24	30	4	1	0	4	2	0	0	11	0	22	9	6
Remy	.258	147	569	82	147	177	17	5	1	46	12	3	0	45	1	55	34	21★
Rivers	.284	155	616	70	175	221	17	13★	1	53	7	4	2	43	5	42	70★	14
Rodriguez	.235	90	226	20	53	68	6	0	3	27	9	3	6	49	0	37	2	2
Smith	.203	59	143	10	29	36	5	1	0	14	3	1	0	12	0	27	1	3
Stanton	.261	137	440	67	115	183	20	3	14	82	8	4	6	52	4	85	18	6
Sudakis	.121	30	58	4	7	12	2	0	1	6	0	2	1	12	3	15	1	1
Valentine	.281	26	57	5	16	18	2	0	0	5	1	3	1	4	0	3	0	2
<b>TOTALS</b>	<b>.246</b>	<b>161</b>	<b>5377</b>	<b>628</b>	<b>1324</b>	<b>1766</b>	<b>195</b>	<b>41</b>	<b>55</b>	<b>572</b>	<b>97</b>	<b>47</b>	<b>27</b>	<b>593</b>	<b>35</b>	<b>811</b>	<b>220</b>	<b>108</b>

## 1975 Angels Designated Hitters

PLAYER	AVG	G	AB	R	H	TB	2B	3B	HR	RBI	SH	SF	HP	BB	IBB	SO	SB	CS
Balaz	.188	11	32	2	6	8	2	0	0	3	0	0	0	0	0	2	0	0
Bochte	.200	1	5	0	1	1	0	0	0	2	0	0	0	0	0	2	0	0
Briggs	.000	2	2	0	0	0	0	0	0	0	0	0	0	0	0	1	0	0
Collins	.222	12	36	4	8	14	0	0	2	9	0	1	0	6	1	5	1	0
Dade	.100	7	20	2	2	3	1	0	0	0	0	0	0	4	0	6	0	0
Doherty	.000	1	3	0	0	0	0	0	0	0	0	0	0	0	0	2	0	0
Garrett	.265	23	68	10	18	33	3	0	4	10	1	1	0	9	0	14	3	0
Goodwin	.111	3	9	0	1	1	0	0	0	0	0	0	0	0	0	4	0	0
Harper	.248	57	206	26	51	69	7	1	3	25	2	3	11	23	3	38	16	6
Lahoud	.223	35	103	16	23	39	5	1	3	19	1	1	0	30	2	15	1	0
Llenas	.176	6	17	0	3	4	1	0	0	1	0	0	0	2	0	1	0	0
Jackson	.000	1	1	0	0	0	0	0	0	0	0	0	0	0	0	1	0	0
Meoli	.000	3	0	1	0	0	0	0	0	0	0	0	0	0	0	0	1	0
Nettles	.375	9	8	5	3	4	1	0	0	3	1	1	0	2	0	1	1	0
Ramirez	.000	1	0	0	0	0	0	0	0	0	0	0	0	0	0	0	0	0
Rivers	.000	1	1	1	0	0	0	0	0	0	0	0	0	0	0	0	0	0
Smith	.000	4	0	2	0	0	0	0	0	0	0	0	0	0	0	0	0	0
Stanton	.000	1	0	0	0	0	0	0	0	0	0	0	0	0	0	0	0	0
Sudakis	.118	13	34	3	4	8	1	0	1	4	0	2	1	11	3	8	1	1
Valentine	.294	13	34	3	10	11	1	0	0	4	1	3	1	3	0	2	0	2
<b>TOTALS</b>	<b>.261</b>	<b>161</b>	<b>498</b>	<b>74</b>	<b>130</b>	<b>196</b>	<b>22</b>	<b>2</b>	<b>13</b>	<b>80</b>	<b>6</b>	<b>13</b>	<b>3</b>	<b>90</b>	<b>9</b>	<b>102</b>	<b>24</b>	<b>9</b>

## 1975 Angels Pitching

PITCHER	W-L	ERA	G	GS	CG	SHO	SV	IP	H	R	ER	HR	HB	BB	IB	SO	WP	BK
Blateric	0-0	6.23	2	0	0	0	0	4.1	9	5	3	0	0	1	0	5	1	0
Brewer	1-0	1.82	21	0	0	0	5	34.2	38	9	7	2	0	11	1	22	2	0
Dobson	0-2	6.75	9	2	0	0	0	28	30	26	21	5	2	13	1	14	4	0
Figueroa	16-13	2.91	33	32	16	2	0	244.2	213	96	79	14	5	84	6	139	5	2
Hassler	3-12	5.94	30	18	6	1	0	133.1	158	94	88	12	6	53	0	82	10	0
Hockenberry	0-5	5.27	16	4	0	0	1	41	48	27	24	3	3	19	2	15	3	0
Hudson	0-1	9.53	3	1	0	0	0	5.2	7	6	6	0	0	4	0	0	0	0
Kirkwood	6-5	3.11	44	2	0	0	7	84	85	38	29	6	0	28	2	49	1	0
Lange	4-6	5.21	30	8	1	0	1	102	119	70	59	12	1	53	3	45	3	1
Monge	0-2	4.18	4	2	2	0	0	23.2	22	12	11	3	1	10	0	17	2	0
Pactwa	1-0	3.86	4	3	0	0	0	16.1	23	7	7	0	0	10	0	3	1	0
Pena	0-2	2.13	7	0	0	0	0	12.2	13	3	3	0	0	8	1	4	1	0
Quintana	0-2	6.43	4	0	0	0	0	7	13	6	5	2	0	6	1	5	0	0
Ross	0-1	5.40	1	1	0	0	0	5	6	3	3	1	0	1	1	4	0	0
Ryan	14-12	3.45	28	28	10	5	0	198	152	90	76	13	7	132	0	186	12	0
Scott	4-2	3.29	50	0	0	0	1	68.1	59	34	25	8	1	18	5	31	2	0
Sells	0-0	8.64	4	0	0	0	0	8.1	9	10	8	3	0	8	1	7	1	0
Singer	7-15	4.98	29	27	8	0	1	179	171	107	99	18	6	81	5	78	6	1
Tanana	16-9	2.62	34	33	16	5	0	257.1	211	80	75	21	7	73	6	269★	8	1
<b>TOTALS</b>	<b>72-89</b>	<b>3.89</b>	<b>161</b>	<b>161</b>	<b>59</b>	<b>19</b>	<b>16</b>	<b>1453.1</b>	<b>1386</b>	<b>723</b>	<b>628</b>	<b>123</b>	<b>39</b>	<b>613</b>	<b>35</b>	<b>975</b>	<b>62</b>	<b>5</b>

WIN STREAK: 4, May 16-19; June 4-7

LOSING STREAK: 7, June 23-29

# Year-By-Year Statistical Review

## 1976 Angels Batting

PLAYER	AVG	G	AB	R	H	TB	2B	3B	HR	RBI	SH	SF	HP	BB	IBB	SO	SB	CS
Alvarez	.167	14	42	4	7	14	1	0	2	8	0	0	0	0	0	3	0	0
Bochte	.258	146	466	53	120	145	17	1	2	49	6	5	2	64	11	53	4	5
Bonds	.265	99	378	48	100	146	10	3	10	54	0	5	3	41	6	90	30	15
Briggs	.214	77	248	19	53	73	13	2	1	14	2	2	1	13	3	47	0	3
Chalk	.217	142	438	39	95	111	14	1	0	33	12	3	10	49	3	62	0	0
Collins	.263	99	365	45	96	122	12	1	4	28	7	1	0	40	2	55	32	19
Dade	.111	13	9	2	1	1	0	0	0	1	0	0	0	3	0	3	0	0
Davis	.265	72	219	16	58	72	5	0	3	26	0	2	1	15	3	18	0	1
Easler	.241	21	54	6	13	16	1	1	0	4	1	2	0	2	1	11	1	1
Etchebarren	.227	103	247	15	56	67	9	1	0	21	6	0	4	24	0	37	0	2
Garrett	.125	29	48	4	6	9	3	0	0	3	0	1	0	5	0	16	0	0
Guerrero	.284	83	268	24	76	91	12	0	1	18	5	5	3	7	2	12	0	0
Hampton	.000	3	2	0	0	0	0	0	0	0	0	0	0	0	0	0	0	0
Herrmann	.174	29	46	5	8	17	3	0	2	8	2	1	0	7	2	8	0	0
Humphrey	.245	71	196	17	48	61	10	0	1	19	4	2	5	13	0	30	0	1
Jackson	.227	127	410	44	93	141	18	3	8	40	4	3	7	30	1	58	5	4
Jones	.211	78	166	22	35	59	6	0	6	17	4	2	1	14	3	30	3	0
Lahoud	.177	42	96	8	17	21	4	0	0	4	0	0	2	18	1	16	0	0
Lopez	.000	9	10	1	0	0	0	0	0	0	0	0	0	2	0	3	2	0
Melton	.208	118	341	31	71	112	17	3	6	42	2	3	2	44	2	53	2	0
Miley	.184	14	38	4	7	9	2	0	0	4	1	1	0	4	1	8	1	0
Nordbrook	.000	5	8	1	0	0	0	0	0	0	1	0	0	1	0	3	1	0
Ramirez	.200	30	70	3	14	15	1	0	0	5	7	0	0	6	0	11	3	2
Remy	.263	143	502	64	132	152	14	3	0	28	13	4	0	38	1	43	35	16
Scott	.000	35	0	1	0	0	0	0	0	0	0	0	0	0	0	0	0	0
Smith	.375	13	8	0	3	3	0	0	0	0	1	0	0	0	0	2	0	0
Solaita	.270	63	215	25	58	94	9	0	9	33	1	2	0	34	3	44	1	1
Stanton	.190	93	231	12	44	65	13	1	2	25	5	3	1	24	1	57	2	6
Torres	.205	120	264	37	54	94	16	3	6	27	8	1	0	36	3	39	4	4
<b>TOTALS</b>	<b>.235</b>	<b>162</b>	<b>5385</b>	<b>550</b>	<b>1265</b>	<b>1710</b>	<b>210</b>	<b>23</b>	<b>63</b>	<b>511</b>	<b>92</b>	<b>48</b>	<b>42</b>	<b>534</b>	<b>49</b>	<b>812</b>	<b>126</b>	<b>80</b>

## 1976 Angels Designated Hitters

PLAYER	AVG	G	AB	R	H	TB	2B	3B	HR	RBI	SH	SF	HP	BB	IBB	SO	SB	CS
Alvarez	.200	2	5	2	1	4	0	0	1	3	0	0	0	0	0	0	0	0
Bochte	.000	1	1	0	0	0	0	0	0	0	0	0	0	0	0	1	0	0
Bonds	.000	1	3	0	0	0	0	0	0	0	0	0	0	1	0	1	0	0
Briggs	.000	1	0	0	0	0	0	0	0	0	0	0	0	0	0	0	0	0
Collins	.290	22	93	11	27	36	6	0	1	5	1	0	0	3	0	20	8	4
Dade	.000	1	0	0	0	0	0	0	0	0	0	0	0	0	0	0	0	0
Davis	.250	54	200	16	50	64	5	0	3	19	0	1	0	15	3	17	1	1
Easler	.224	16	49	5	11	12	1	0	0	4	1	2	0	2	1	9	1	0
Garrett	.083	4	12	1	1	2	1	0	0	1	0	0	0	2	0	6	0	0
Guerrero	.182	7	22	0	4	5	1	0	0	2	0	1	1	1	0	1	0	0
Jackson	.391	6	23	3	9	12	3	0	0	3	1	0	0	0	0	2	0	1
Jones	.000	2	1	0	0	0	0	0	0	1	0	0	0	0	0	0	0	0
Lahoud	.444	3	9	1	4	6	2	0	0	2	0	0	0	3	0	1	0	0
Lopez	.000	1	0	0	0	0	0	0	0	0	0	0	0	1	0	0	0	0
Melton	.207	51	169	17	35	60	9	2	4	26	1	2	2	25	2	27	1	0
Nordbrook	.000	1	0	0	0	0	0	0	0	0	0	0	0	0	0	0	0	0
Remy	.000	5	0	0	0	0	0	0	0	0	0	0	0	0	0	0	0	1
Smith	.000	1	0	0	0	0	0	0	0	0	0	0	0	0	0	0	0	0
Solaita	.375	7	24	5	9	16	1	0	2	6	0	0	0	5	0	6	0	0
Stanton	.571	4	7	2	4	9	0	1	1	6	1	0	0	0	0	2	0	0
Tanana	.000	1	0	0	0	0	0	0	0	0	0	0	0	0	0	0	0	0
Torres	.000	6	0	3	0	0	0	0	0	0	0	0	0	0	0	0	0	0
<b>TOTALS</b>	<b>.251</b>	<b>162</b>	<b>618</b>	<b>66</b>	<b>155</b>	<b>226</b>	<b>29</b>	<b>3</b>	<b>12</b>	<b>77</b>	<b>6</b>	<b>6</b>	<b>3</b>	<b>58</b>	<b>6</b>	<b>93</b>	<b>12</b>	<b>7</b>

## 1976 Angels Pitching

PITCHER	W-L	ERA	G	GS	CG	SHO	SV	IP	H	R	ER	HR	HB	BB	IB	SO	WP	BK
Brewer	3-1	2.70	13	0	0	0	2	20	20	7	6	0	0	6	0	16	0	0
Drago	7-8	4.42	43	0	0	0	6	79.1	80	42	39	7	5	31	8	43	3	0
Dunning	0-0	7.50	4	0	0	0	0	6	9	9	5	2	0	6	1	4	0	0
Hartzell	7-4	2.77	37	15	7	2	2	166	166	64	51	6	10	43	5	51	3	0
Hassler	0-6	5.13	14	4	0	0	0	47.1	50	31	27	3	0	17	2	16	1	0
Kirkwood	6-12	4.62	28	26	4	0	0	157.2	167	91	81	12	1	57	9	78	4	0
Monge	6-7	3.37	32	13	2	0	0	117.2	108	50	44	10	1	49	0	53	4	0
Overy	0-2	6.14	5	0	0	0	0	7.1	6	5	5	1	1	3	1	8	0	0
Ross	8-16	3.00	34	31	7	2	0	225	224	89	75	12	5	58	5	100	0	0
Ryan	17-18★	3.36	39	39	21	7★	0	284.1	193	117	106	13	5	183★	2	327★	5	2
Scott	3-0	3.23	33	0	0	0	3	39	47	17	14	3	0	12	4	10	1	0
Tanana	19-10	2.43	34	34	23	2	0	288.1	212	88	78	24	9	73	5	261	5	0
Verhoeven	0-2	3.38	21	0	0	0	4	37.1	35	15	14	2	0	14	8	23	1	0
Wheelock	0-0	27.00	2	0	0	0	0	2	6	6	6	0	1	1	0	2	0	0
<b>TOTALS</b>	<b>76-86</b>	<b>3.36</b>	<b>162</b>	<b>162</b>	<b>64</b>	<b>15</b>	<b>17</b>	<b>1477.1</b>	<b>1323</b>	<b>631</b>	<b>551</b>	<b>95</b>	<b>38</b>	<b>553</b>	<b>50</b>	<b>992</b>	<b>27</b>	<b>2</b>

WIN STREAK: 4, four times

LOSING STREAK: 6, April 21-30

# Year-By-Year Statistical Review

## 1977 Angels Batting

PLAYER	AVG	G	AB	R	H	TB	2B	3B	HR	RBI	SH	SF	HP	BB	IBB	SO	SB	CS
Aikens	.198	42	91	5	18	22	4	0	0	6	0	0	0	10	2	23	1	2
Baylor	.251	154	561	87	141	243	27	0	25	75	2	8	12	62	7	76	26	12
Bochte	.290	25	100	12	29	39	4	0	2	8	1	0	0	7	0	4	3	2
Bonds	.264	158	592	103	156	308	23	9	37	115	1	10	2	74	5	141	41	18
Bosley	.297	58	212	19	63	77	10	2	0	19	4	2	1	16	0	32	5	4
Briggs	.162	59	74	6	12	17	2	0	1	4	0	1	0	8	1	14	0	0
Chalk	.277	149	519	58	144	184	27	2	3	45	9	6	5	52	2	69	12	8
Etchebarren	.254	80	114	11	29	35	2	2	0	14	3	2	0	12	0	19	3	1
Flores	.278	104	342	41	95	125	19	4	1	26	6	0	1	23	2	39	12	10
Goodwin	.209	35	91	5	19	30	6	1	1	8	0	0	0	5	1	19	0	0
Grich	.243	52	181	24	44	71	6	0	7	23	3	3	1	37	4	40	6	6
Guerrero	.283	86	244	17	69	84	8	2	1	28	2	2	0	4	1	16	0	0
Hampton	.295	52	44	5	13	23	1	0	3	9	0	0	1	2	0	10	0	0
Humphrey	.227	123	304	17	69	86	11	0	2	34	7	3	4	21	0	58	1	1
Jackson	.243	106	292	38	71	114	15	2	8	28	3	2	1	24	2	42	3	2
Jones	.176	14	17	3	3	6	0	0	1	3	0	1	0	4	0	5	0	0
Kingman	.194	10	36	4	7	15	2	0	2	4	1	0	1	1	0	16	0	0
Landreaux	.250	23	76	6	19	26	5	1	0	5	0	0	0	5	1	15	1	1
May	.333	11	18	0	6	6	0	0	0	1	0	0	0	5	0	1	0	0
Mulliniks	.269	78	271	36	73	99	13	2	3	21	8	0	1	23	2	36	1	1
Nolan	.000	6	0	1	0	0	0	0	0	0	0	0	0	0	0	0	0	0
Ramirez	.077	25	13	6	1	1	0	0	0	0	0	0	0	0	0	3	1	0
Remy	.252	154	575	74	145	196	19	10	4	44	19	4	2	59	2	59	41	17
Rudi	.264	64	242	48	64	120	13	2	13	53	2	2	4	22	4	48	1	0
Solaíta	.241	116	324	40	78	135	15	0	14	53	2	4	0	56	6	77	1	3
Torres	.156	58	77	9	12	24	1	1	3	10	1	1	0	10	0	18	0	1
<b>TOTALS</b>	<b>.255</b>	<b>162</b>	<b>5410</b>	<b>675</b>	<b>1380</b>	<b>2086</b>	<b>233</b>	<b>40</b>	<b>131</b>	<b>636</b>	<b>74</b>	<b>51</b>	<b>36</b>	<b>542</b>	<b>42</b>	<b>880</b>	<b>159</b>	<b>89</b>

## 1977 Angels Designated Hitters

PLAYER	AVG	G	AB	R	H	TB	2B	3B	HR	RBI	SH	SF	HP	BB	IBB	SO	SB	CS
Aikens	.222	13	36	5	8	9	1	0	0	1	0	0	0	5	1	11	1	0
Baylor	.259	61	220	42	57	108	15	0	12	34	1	3	3	36	3	31	12	7
Bochte	.800	1	5	0	4	5	1	0	0	0	0	0	0	0	0	0	0	1
Bonds	.217	18	69	10	15	31	2	1	4	11	0	0	0	8	0	19	5	2
Flores	.313	8	16	4	5	6	1	0	0	1	0	0	0	3	1	3	1	2
Goodwin	.228	23	79	5	18	29	6	1	1	8	0	0	0	5	1	14	0	0
Guerrero	.227	19	66	5	15	21	1	1	1	8	0	1	0	3	1	5	0	0
Hampton	.000	2	4	0	0	0	0	0	0	0	0	0	0	0	0	1	0	0
Jackson	.208	20	53	6	11	16	2	0	1	3	1	0	0	9	2	7	1	0
Jones	.167	6	12	3	2	5	0	0	1	2	0	0	0	3	0	3	0	0
May	.000	1	3	0	0	0	0	0	0	0	0	0	0	1	0	0	0	0
Ramirez	.000	1	0	0	0	0	0	0	0	0	0	0	0	0	0	0	0	0
Rudi	.222	3	9	1	2	6	1	0	1	1	0	0	0	0	0	5	0	0
Solaíta	.300	6	20	2	6	9	0	0	1	4	1	0	0	0	0	5	0	0
<b>TOTALS</b>	<b>.242</b>	<b>162</b>	<b>592</b>	<b>83</b>	<b>143</b>	<b>245</b>	<b>30</b>	<b>3</b>	<b>22</b>	<b>73</b>	<b>3</b>	<b>4</b>	<b>3</b>	<b>73</b>	<b>9</b>	<b>104</b>	<b>20</b>	<b>12</b>

## 1977 Angels Pitching

PITCHER	W-L	ERA	G	GS	CG	SHO	SV	IP	H	R	ER	HR	HB	BB	IB	SO	WP	BK
Barlow	4-2	4.58	20	1	0	0	1	59	53	33	30	3	4	27	6	25	1	1
Brett	7-10	4.25	21	21	5	0	0	142	157	73	67	15	3	38	0	41	4	1
Cneira	2-2	4.08	6	4	0	0	0	28.2	27	15	13	5	0	16	2	17	1	1
Cuellar	0-1	18.90	2	1	0	0	0	3.1	9	7	7	2	0	3	1	3	0	0
Drago	0-1	3.00	13	0	0	0	2	21	22	8	7	3	0	3	2	15	1	0
Hartzell	8-12	3.57	41	23	6	0	4	189.1	200	92	75	14	4	38	6	79	5	1
Kirkwood	1-0	5.09	13	0	0	0	1	17.2	20	12	10	3	0	9	3	10	1	0
Kuhaulua	0-0	15.63	3	1	0	0	0	6.1	15	11	11	1	0	7	0	3	2	0
LaRoche	6-5	3.10	46	0	0	0	13	81.1	64	31	28	8	2	37	8	61	0	0
Miller	4-4	3.02	41	0	0	0	4	92.1	81	35	31	10	0	30	7	49	2	0
Monge	0-1	2.92	4	0	0	0	1	12.1	14	6	4	2	0	6	0	4	0	0
Moore	0-2	3.97	7	3	0	0	0	22.2	28	19	10	7	3	10	1	14	0	0
Nolan	0-3	8.84	5	5	0	0	0	18.1	31	19	18	5	0	2	0	4	0	0
Ross	2-4	5.55	14	12	0	0	0	58.1	83	41	36	10	2	11	1	30	2	0
Ryan	19-16	2.77	37	37	22★	4	0	299	198	110	92	12	9	204★	7	341★	21★	3
Scott	0-2	5.63	12	0	0	0	0	16	19	16	10	1	0	4	2	5	0	0
Simpson	6-12	5.83	27	23	0	0	0	122	154	90	79	14	7	62	3	55	8	0
Tanana	15-9	2.54	31	31	20	7★	0	241.1	201	72	68	19	12	61	2	205	8	1
Verhoeven	0-2	3.86	3	0	0	0	0	4.2	4	3	2	0	1	4	1	3	0	0
Walker	0-0	9.00	1	0	0	0	0	2	3	2	2	2	0	0	1	0	0	0
<b>TOTALS</b>	<b>74-88</b>	<b>3.76</b>	<b>162</b>	<b>162</b>	<b>53</b>	<b>13</b>	<b>26</b>	<b>1437.2</b>	<b>1383</b>	<b>695</b>	<b>600</b>	<b>136</b>	<b>47</b>	<b>572</b>	<b>52</b>	<b>965</b>	<b>56</b>	<b>8</b>

WIN STREAK: 4, April 28-May 1

LOSING STREAK: 6, Sept. 21-27

# Year-By-Year Statistical Review

## 1978 Angels Batting

PLAYER	AVG	G	AB	R	H	TB	2B	3B	HR	RBI	SF	HP	BB	IBB	SO	SB	CS	
Anderson	.194	48	108	6	21	28	7	0	0	7	7	1	0	11	1	16	0	0
Baylor	.255	158	591	103	151	279	26	0	34	99	0	12★	18★	56	9	71	22	9
Bostock	.296	147	568	74	168	215	24	4	5	71	4	4	2	59	8	36	15	12
Chalk	.253	135	470	42	119	134	12	0	1	34	11	1	7	38	0	34	5	8
Downing	.255	133	412	42	105	141	15	0	7	46	4	2	6	52	2	47	3	2
Fairly	.217	91	235	23	51	86	5	0	10	40	2	5	1	25	2	31	0	1
Goodwin	.276	24	58	9	16	27	5	0	2	10	0	1	0	10	0	13	0	0
Grich	.251	144	487	68	122	160	16	2	6	42	19	3	7	75	1	83	4	3
Hampton	.214	19	14	2	3	8	0	1	1	4	0	0	0	2	0	7	1	0
Humphrey	.219	53	114	11	25	34	4	1	1	9	2	3	2	6	0	12	0	1
Jackson	.297	105	387	49	115	163	18	6	6	57	2	4	9	16	1	31	2	3
Landreaux	.223	93	260	37	58	90	7	5	5	23	1	0	2	20	4	20	7	3
Lansford	.294	121	453	63	133	184	23	2	8	52	5	7	4	31	2	67	20	9
Machemer	.273	10	22	6	6	10	1	0	1	2	1	0	0	2	0	1	0	1
Miller	.263	132	475	66	125	161	25	4	1	37	10	4	4	54	1	70	3	13
Mulliniks	.185	50	119	6	22	30	3	1	1	6	0	2	1	8	0	23	2	0
Rettenmund	.269	50	108	16	29	39	5	1	1	14	1	1	2	30	0	13	0	3
Rudi	.256	133	497	58	127	207	27	1	17	79	3	6	2	28	4	82	2	1
Solaita	.223	60	94	10	21	27	3	0	1	14	0	0	0	16	3	25	0	0
<b>TOTALS</b>	<b>.259</b>	<b>162</b>	<b>5472</b>	<b>691</b>	<b>1417</b>	<b>2023</b>	<b>226</b>	<b>28</b>	<b>108</b>	<b>646</b>	<b>72</b>	<b>56</b>	<b>67</b>	<b>539</b>	<b>38</b>	<b>682</b>	<b>86</b>	<b>69</b>

## 1978 Angels Designated Hitters

PLAYER	AVG	G	AB	R	H	TB	2B	3B	HR	RBI	SH	SF	HP	BB	IBB	SO	SB	CS
Baylor	.249	102	386	65	96	174	18	0	20	64	0	8	9	35	6	52	12	5
Bostock	.250	1	4	0	1	1	0	0	0	0	0	0	0	0	0	0	0	0
Chalk	.000	1	0	0	0	0	0	0	0	0	1	0	0	0	0	0	0	0
Downing	.167	2	6	1	1	4	0	0	1	1	0	0	0	2	0	2	0	0
Fairly	.231	5	13	2	3	9	0	0	2	5	0	0	0	1	0	2	0	0
Goodwin	.275	15	51	8	14	24	4	0	2	9	0	1	0	9	0	11	0	0
Hampton	.250	4	8	1	2	5	0	0	1	2	0	0	0	2	0	5	1	0
Jackson	.000	1	0	0	0	0	0	0	0	0	0	0	1	0	0	0	0	0
Landreaux	.000	1	0	0	0	0	0	0	0	0	0	0	0	0	0	0	0	0
Lansford	.400	1	5	1	2	5	0	0	1	1	0	0	0	0	0	0	0	0
Mulliniks	.000	2	0	2	0	0	0	0	0	0	0	0	0	0	0	0	0	0
Rettenmund	.255	18	47	8	12	15	1	1	0	4	1	0	1	12	0	5	0	1
Rudi	.095	11	42	0	4	4	0	0	0	0	0	0	0	3	0	14	0	0
Solaita	.238	18	42	8	10	15	2	0	1	6	0	0	0	7	2	12	0	0
<b>TOTALS</b>	<b>.240</b>	<b>162</b>	<b>604</b>	<b>96</b>	<b>145</b>	<b>256</b>	<b>25</b>	<b>1</b>	<b>28</b>	<b>92</b>	<b>2</b>	<b>9</b>	<b>11</b>	<b>71</b>	<b>8</b>	<b>103</b>	<b>13</b>	<b>6</b>

## 1978 Angels Pitching

PITCHER	W-L	ERA	G	GS	CG	SHO	SV	IP	H	R	ER	HR	HB	BB	IB	SO	WP	BK
Aase	11-8	4.03	29	29	6	1	0	178.2	185	88	80	14	2	80	4	93	3	0
Barlow	0-0	4.50	1	0	0	0	0	2	3	1	1	0	0	0	0	1	0	0
Brett	3-5	4.95	31	10	1	1	1	100	100	60	55	12	1	42	5	43	1	2
Caneira	0-0	7.04	2	2	0	0	0	7.2	8	6	6	2	0	3	0	0	0	0
Fitzmorris	1-0	1.71	9	2	0	0	0	31.2	26	9	6	2	0	14	3	8	0	0
Frost	5-4	2.58	11	10	2	1	0	80.1	71	24	23	6	2	24	3	30	3	0
Griffin	3-4	4.02	24	4	0	0	0	56	63	39	25	8	1	31	2	35	2	0
Hartzell	6-10	3.44	54	12	5	0	6	157	168	67	60	8	5	41	9	55	5	1
Knapp	14-8	4.21	30	29	6	0	0	188.1	178	94	88	25	2	67	6	126	3	0
LaRoche	10-9	2.82	59	0	0	0	25	95.2	73	35	30	7	2	48	11	70	0	0
Miller	6-2	2.66	41	0	0	0	1	84.2	85	29	25	3	5	41	3	34	1	1
Ryan	10-13	3.72	31	31	14	3	0	234.2	183	106	97	12	3	148★	7	260★	13★	2
Tanana	18-12	3.65	33	33	10	4	0	239	239	108	97	26	9	60	7	137	5	8★
<b>TOTALS</b>	<b>87-75</b>	<b>3.65</b>	<b>162</b>	<b>162</b>	<b>44</b>	<b>13</b>	<b>33</b>	<b>1455.2</b>	<b>1382</b>	<b>666</b>	<b>590</b>	<b>125</b>	<b>32</b>	<b>599</b>	<b>60</b>	<b>892</b>	<b>36</b>	<b>14</b>

WIN STREAK: 4, seven times

LOSING STREAK: 7, May 27-June 3

# Year-By-Year Statistical Review

## 1979 Angels Batting

PLAYER	AVG	G	AB	R	H	TB	2B	3B	HR	RBI	SH	SF	HP	BB	IBB	SO	SB	CS
Aikens	.280	116	379	59	106	187	18	0	21	81	0	6	1	61	8	79	1	3
Anderson	.248	96	234	33	58	82	13	1	3	23	9	3	1	17	0	31	3	2
Baylor	.296	162★	628	120★	186	333	33	3	36	139★	0	12	11	71	6	51	22	12
Campaneris	.234	85	239	27	56	68	4	4	0	15	11	2	2	19	0	32	12	4
Carew	.318	110	409	78	130	160	15	3	3	44	8	3	0	73	7	46	18	8
Clark	.296	19	54	8	16	25	2	2	1	5	1	0	0	5	0	11	1	1
Davis	.250	43	56	9	14	18	2	1	0	2	1	0	0	4	0	7	1	0
Donohue	.224	38	107	13	24	38	3	1	3	14	1	0	2	3	0	29	2	0
Downing	.326	148	509	87	166	235	27	3	12	75	3	2	5	77	4	57	3	3
Ford	.290	142	569	100	165	264	26	5	21	101	3	13★	3	40	0	86	8	5
Garr	.125	6	24	0	3	3	0	0	0	0	0	0	0	0	0	3	0	0
Grich	.294	153	534	78	157	287	30	5	30	101	12	2	2	59	10	84	1	0
Hampton	.400	4	5	0	2	2	0	0	0	0	0	0	0	0	0	1	0	0
Harlow	.233	62	159	22	37	49	8	2	0	14	1	0	2	25	0	34	1	3
Harper	.000	1	2	0	0	0	0	0	0	0	0	0	0	0	0	1	0	0
Harris	.000	1	2	0	0	0	0	0	0	0	0	0	0	0	0	0	0	0
Humphrey	.059	9	17	2	1	1	0	0	0	0	1	0	0	1	0	2	0	0
Lansford	.287	157	654	114	188	285	30	5	19	79	12	4	3	39	2	115	20	8
Miller	.293	120	427	60	125	156	15	5	2	28	9	1	1	50	1	69	5	4
Mulliniks	.147	22	68	7	10	13	0	0	1	8	0	5	1	4	0	14	0	0
Ramirez	.000	13	12	1	0	0	0	0	0	0	1	0	1	1	0	6	1	0
Rettenmund	.263	35	76	7	20	25	2	0	1	10	1	1	1	11	1	14	1	0
Rudi	.242	90	300	35	80	130	11	3	11	61	4	2	1	24	3	61	0	0
Thon	.339	35	56	6	19	22	3	0	0	8	1	0	0	5	0	10	0	0
<b>TOTALS</b>	<b>.282</b>	<b>162</b>	<b>5550</b>	<b>866</b>	<b>1563</b>	<b>2383</b>	<b>242</b>	<b>43</b>	<b>164</b>	<b>808</b>	<b>79</b>	<b>56</b>	<b>37</b>	<b>589</b>	<b>42</b>	<b>843</b>	<b>100</b>	<b>53</b>

## 1979 Angels Designated Hitters

PLAYER	AVG	G	AB	R	H	TB	2B	3B	HR	RBI	SH	SF	HP	BB	IBB	SO	SB	CS
Aikens	.295	51	173	26	51	90	9	0	10	36	0	2	0	28	6	33	0	1
Baylor	.349	65	252	57	88	167	11	1	22	73	0	4	2	35	1	17	9	5
Campaneris	.000	1	0	0	0	0	0	0	0	0	0	0	0	0	0	0	1	0
Carew	.273	6	22	5	6	11	2	0	1	2	0	0	0	4	1	3	3	0
Davis	.400	6	20	6	8	10	2	0	0	1	1	0	0	0	0	4	0	0
Downing	.415	18	65	11	27	41	5	0	3	18	1	0	0	6	1	7	0	0
Garr	.125	6	24	0	3	3	0	0	0	0	0	0	0	0	0	3	0	0
Harper	.000	1	2	0	0	0	0	0	0	0	0	0	0	0	0	1	0	0
Miller	.000	2	1	0	0	0	0	0	0	0	0	0	0	0	0	1	0	0
Rettenmund	.283	17	46	5	13	18	2	0	1	4	0	1	1	7	0	10	1	0
Rudi	.000	3	11	0	0	0	0	0	0	0	0	0	0	0	0	3	0	0
<b>TOTALS</b>	<b>.318</b>	<b>162</b>	<b>616</b>	<b>110</b>	<b>196</b>	<b>340</b>	<b>31</b>	<b>1</b>	<b>37</b>	<b>134</b>	<b>2</b>	<b>7</b>	<b>3</b>	<b>80</b>	<b>9</b>	<b>82</b>	<b>14</b>	<b>6</b>

## 1979 Angels Pitching

PITCHER	W-L	ERA	G	GS	CG	SHO	SV	IP	H	R	ER	HR	HB	BB	IB	SO	WP	BK
Aase	9-10	4.81	37	28	7	1	2	185.1	200	104	99	19	1	77	7	96	5	0
Barlow	1-1	5.13	35	0	0	0	0	86	106	54	49	8	4	30	2	33	6	0
Barr	10-12	4.20	36	25	5	0	0	197	217	100	92	22	3	55	5	69	2	1
Botting	2-0	8.80	12	1	0	0	0	29.2	46	30	29	6	1	15	1	22	4	1
Clear	11-5	3.63	52	0	0	0	14	109	87	48	44	6	3	68	5	98	9	1
Eddy	1-1	4.73	7	4	0	0	0	32.1	36	19	17	1	2	20	0	7	0	0
Ferris	0-0	1.50	2	0	0	0	0	6	5	2	1	1	0	3	1	2	1	0
Frost	16-10	3.57	36	33	12	2	1	239.1	226	108	95	17	5	77	4	107	5	0
Knapp	5-5	5.51	20	18	3	0	0	98	109	73	60	8	2	35	1	36	2	0
LaRoche	7-11	5.57	53	1	0	0	10	85.2	107	54	53	13	2	32	4	59	0	1
Miller	1-0	3.31	14	1	0	0	0	35.1	44	14	13	2	2	13	0	16	1	0
Montague	2-0	5.09	14	0	0	0	6	17.2	16	12	10	3	0	9	0	6	2	0
Ryan	16-14	3.60	34	34	17	5★	0	222.2	169	104	89	15	6	114	3	223★	9	0
Schuler	0-0	10.80	1	0	0	0	0	1.2	2	2	2	1	0	0	0	0	1	0
Tanana	7-5	3.89	18	17	2	1	0	90.1	93	44	39	9	2	25	0	46	6	1
<b>TOTALS</b>	<b>88-74</b>	<b>4.34</b>	<b>162</b>	<b>162</b>	<b>46</b>	<b>9</b>	<b>33</b>	<b>1436</b>	<b>1463</b>	<b>768</b>	<b>692</b>	<b>131</b>	<b>33</b>	<b>573</b>	<b>33</b>	<b>820</b>	<b>53</b>	<b>5</b>

WIN STREAK: 10, April 11-21

LOSING STREAK: 7, June 21-28

# Year-By-Year Statistical Review

## 1980 Angels Batting

PLAYER	AVG	G	AB	R	H	TB	2B	3B	HR	RBI	SH	SF	HP	BB	IBB	SO	SB	CS
Baylor	.250	90	340	39	85	116	12	2	5	51	4	0	11	24	4	4	6	6
Campaneris	.252	77	210	32	53	69	8	1	2	18	7	2	1	14	0	33	10	5
Carew	.331	144	540	74	179	236	34	7	3	59	9	3	1	59	7	38	23	15
Clark	.230	78	261	26	60	87	10	1	5	23	1	0	2	11	0	42	0	1
Cilburn	.179	54	56	7	10	18	2	0	2	6	0	1	0	3	0	9	0	0
Covens	.227	34	119	11	27	35	5	0	1	17	0	0	1	12	1	21	1	2
Cruz	.275	18	40	5	11	17	3	0	1	5	0	0	0	5	1	8	0	0
Donohue	.188	84	218	18	41	53	4	1	2	14	3	1	1	7	0	63	5	1
Downing	.290	30	93	5	27	39	6	0	2	25	1	2	0	12	1	12	0	2
Ford	.279	65	226	22	63	95	11	0	7	26	1	1	2	19	1	45	0	1
Garr	.190	21	42	5	8	9	1	0	0	3	0	0	0	4	2	6	0	0
Grich	.271	150	498	60	135	203	22	2	14	62	5	5	4	84	2	108	3	7
Harlow	.276	109	301	47	83	116	13	4	4	27	4	1	1	48	1	61	3	2
Harris	.293	19	41	8	12	23	5	0	2	7	0	1	0	7	0	4	0	1
Kubski	.254	22	63	11	15	19	3	0	0	6	0	0	0	6	0	10	1	1
Lansford	.261	151	602	87	157	235	27	3	15	80	7	11*	0	50	2	93	14	5
Miller	.274	129	412	52	113	139	14	3	2	38	6	3	1	48	4	71	7	3
Patek	.264	86	273	41	72	107	10	5	5	34	8	2	1	15	1	26	7	6
Rettenmund	.250	2	4	0	1	1	0	0	0	0	0	0	0	1	0	1	0	0
Rudi	.237	104	372	42	88	155	17	1	16	53	2	3	5	17	2	84	1	0
Skaggs	.197	24	66	7	13	16	0	0	1	9	1	1	0	9	0	13	0	0
Thompson	.317	102	312	59	99	164	14	0	17	70	2	3	0	70	9	60	2	0
Thon	.255	80	267	32	68	84	12	2	0	15	5	2	1	10	0	28	7	5
Whitmer	.241	48	87	8	21	24	3	0	0	7	9	2	0	4	0	21	1	0
<b>TOTALS</b>	<b>.265</b>	<b>160</b>	<b>5443</b>	<b>698</b>	<b>1442</b>	<b>2060</b>	<b>236</b>	<b>32</b>	<b>106</b>	<b>655</b>	<b>75</b>	<b>44</b>	<b>32</b>	<b>539</b>	<b>38</b>	<b>889</b>	<b>91</b>	<b>63</b>

## 1980 Angels Designated Hitters

PLAYER	AVG	G	AB	R	H	TB	2B	3B	HR	RBI	SH	SF	HP	BB	IBB	SO	SB	CS
Baylor	.223	36	130	14	29	37	5	0	1	18	0	3	4	13	3	14	1	4
Campaneris	1.000	1	1	1	1	1	0	0	0	0	0	0	0	0	0	0	0	1
Carew	.362	32	127	20	46	59	8	1	1	16	1	2	1	13	0	5	4	2
Covens	1.000	1	1	1	1	4	0	0	1	3	0	0	0	0	0	0	0	0
Downing	.357	13	42	2	15	21	3	0	1	14	0	2	0	5	0	3	0	1
Ford	.276	15	58	5	16	19	3	0	0	5	0	1	1	7	0	11	0	1
Garr	.241	8	29	4	7	8	1	0	0	2	0	0	0	2	2	4	0	0
Harlow	1.000	1	1	1	1	2	1	0	0	1	0	0	0	0	0	0	0	0
Rettenmund	.333	1	3	0	1	1	0	0	0	0	0	0	0	1	0	1	0	0
Rudi	.182	3	11	0	2	3	1	0	0	1	0	0	1	1	0	3	0	0
Thompson	.351	45	148	34	52	89	4	0	11	36	0	2	0	31	4	28	2	0
Thon	.310	15	58	6	18	23	3	1	0	5	0	1	0	1	0	5	1	2
<b>TOTALS</b>	<b>.310</b>	<b>160</b>	<b>609</b>	<b>88</b>	<b>189</b>	<b>267</b>	<b>29</b>	<b>2</b>	<b>15</b>	<b>101</b>	<b>1</b>	<b>11</b>	<b>7</b>	<b>74</b>	<b>9</b>	<b>74</b>	<b>8</b>	<b>11</b>

## 1980 Angels Pitching

PITCHER	W-L	ERA	G	GS	CG	SHO	SV	IP	H	R	ER	HR	HB	BB	IB	SO	WP	BK
Aase	8-13	4.06	40	21	5	1	2	175	193	83	79	13	1	66	3	74	2	1
Barr	1-4	5.56	24	7	0	0	1	68	90	43	42	12	3	23	2	22	2	0
Botting	0-3	5.81	6	6	0	0	0	26.1	40	20	17	1	0	13	0	12	2	0
Clear	11-11	3.30	58	0	0	0	9	106.1	82	51	39	2	5	65	9	105	4	0
Dorsey	1-2	9.19	4	4	0	0	0	15.2	25	16	16	2	1	8	0	8	0	0
Ferris	0-2	5.87	5	3	0	0	0	15.1	23	13	10	2	0	9	0	4	1	0
Frost	4-8	5.29	15	15	2	0	0	78.1	97	53	46	8	2	21	1	28	3	0
Halicki	3-1	4.84	10	6	0	0	0	35.1	39	22	19	5	0	11	0	16	1	0
Hassler	5-1	2.49	41	0	0	0	10	83	67	25	23	8	1	37	8	75	1	0
Kison	3-6	4.91	13	13	2	1	0	73.1	73	46	40	5	3	32	2	28	0	2
Knapp	2-11	6.14	32	20	1	0	1	117.1	133	83	80	18	8	51	1	46	4	1
LaRoche	3-5	4.08	52	9	1	0	4	128	122	62	58	14	3	39	3	89	0	1
Lemanczyk	2-4	4.32	21	2	0	0	0	66.2	81	40	32	8	2	27	2	19	2	2
Martinez	7-9	4.52	30	23	4	1	0	149.1	150	81	75	14	1	59	2	57	5	0
Montague	4-2	5.13	37	0	0	0	3	73.2	97	47	42	8	1	21	1	22	2	0
Schuler	0-1	3.55	8	0	0	0	0	12.2	13	5	5	3	0	2	1	7	0	0
Tanana	11-12	4.15	32	31	7	0	0	204	223	107	94	18	8	45	0	113	3	1
<b>TOTALS</b>	<b>65-95</b>	<b>4.52</b>	<b>160</b>	<b>160</b>	<b>22</b>	<b>6</b>	<b>30</b>	<b>1428.1</b>	<b>1548</b>	<b>797</b>	<b>717</b>	<b>141</b>	<b>39</b>	<b>529</b>	<b>35</b>	<b>725</b>	<b>32</b>	<b>8</b>

WIN STREAK: 6, Aug. 4-9

LOSING STREAK: 9, June 11-19

# Year-By-Year Statistical Review

## 1981 Angels Batting

PLAYER	AVG	G	AB	R	H	TB	2B	3B	HR	RBI	SH	SF	HP	BB	IBB	SO	SB	CS
Baylor	.239	103	377	52	90	161	18	1	17	66	0	6	7	42	1	51	3	3
Beniquez	.181	58	166	18	30	44	5	0	3	13	4	1	1	15	0	16	2	1
Brunansky	.152	11	33	7	5	14	0	0	3	6	0	0	0	8	0	10	1	0
Burleson	.293	109★	430	53	126	160	17	1	5	33	11	4	3	42	2	38	4	6
Carnpaneris	.256	55	82	11	21	28	2	1	1	10	3	1	0	5	0	10	5	2
Carew	.305	93	364	57	111	136	17	1	2	21	10	2	0	45	7	45	16	9
Clark	.250	34	88	12	22	38	2	1	4	19	0	0	0	7	0	18	0	0
Davis	.000	1	2	0	0	0	0	0	0	0	0	0	0	0	0	0	0	0
Downing	.249	93	317	47	79	120	14	0	9	41	3	0	4	46	1	35	1	1
Ferguson	.233	12	30	5	7	11	1	0	1	5	1	1	0	9	0	8	0	0
Ford	.277	97	375	53	104	165	14	1	15	48	5	1	5	23	3	71	2	2
Grieh	.304	100	352	56	107	191	14	2	22★	61	5	3	4	40	4	71	2	4
Harlow	.207	43	82	13	17	18	1	0	0	4	2	0	0	16	0	25	1	1
Harper	.273	4	11	1	3	3	0	0	0	1	0	1	0	0	0	0	1	0
Harris	.247	36	77	5	19	31	3	0	3	9	0	0	0	3	0	11	0	0
Hobson	.235	85	268	27	63	90	7	4	4	36	2	4	1	35	0	60	1	1
Lubratich	.143	7	21	2	3	4	1	0	0	1	0	0	0	0	0	2	1	0
Lynn	.219	76	256	28	56	81	8	1	5	31	1	4	3	38	4	42	1	2
Ott	.217	75	258	20	56	72	8	1	2	22	4	2	1	17	1	42	2	1
Patek	.234	27	47	3	11	14	1	1	0	5	0	0	0	1	0	6	1	0
Sconiers	.269	15	52	6	14	20	1	1	1	7	0	0	0	1	0	10	0	0
<b>TOTALS</b>	<b>.256</b>	<b>110</b>	<b>3688</b>	<b>476</b>	<b>944</b>	<b>1401</b>	<b>134</b>	<b>16</b>	<b>97</b>	<b>439</b>	<b>51</b>	<b>30</b>	<b>29</b>	<b>393</b>	<b>23</b>	<b>571</b>	<b>44</b>	<b>33</b>
<b>OPP.</b>	<b>.261</b>	<b>110</b>	<b>3675</b>	<b>453</b>	<b>958</b>	<b>1394</b>	<b>157</b>	<b>18</b>	<b>81</b>	<b>426</b>	<b>36</b>	<b>34</b>	<b>21</b>	<b>323</b>	<b>—</b>	<b>—</b>	<b>73</b>	<b>—</b>

## 1981 Angels Designated Hitters

PLAYER	AVG	G	AB	R	H	TB	2B	3B	HR	RBI	SH	SF	HP	BB	IBB	SO	SB	CS
Baylor	.233	97	356	51	83	153	17	1	17	64	0	6	7	41	1	48	3	3
Beniquez	.000	1	3	0	0	0	0	0	0	0	0	0	0	0	0	0	0	0
Carew	.250	2	4	1	1	1	0	0	0	0	0	0	0	1	0	0	1	0
Downing	.222	5	18	1	4	4	0	0	0	2	0	0	0	3	0	0	0	0
Harper	.000	1	3	0	0	0	0	0	0	0	0	0	0	0	0	0	0	0
Harris	.000	1	3	0	0	0	0	0	0	0	0	0	0	0	0	0	0	0
Hobson	.143	2	7	0	1	1	0	0	0	1	0	0	0	2	0	1	0	0
Sconiers	.462	3	13	2	6	11	0	1	1	5	0	0	0	0	0	3	0	0
<b>TOTALS</b>	<b>.233</b>	<b>110</b>	<b>407</b>	<b>55</b>	<b>95</b>	<b>170</b>	<b>17</b>	<b>2</b>	<b>18</b>	<b>72</b>	<b>0</b>	<b>6</b>	<b>7</b>	<b>47</b>	<b>1</b>	<b>52</b>	<b>4</b>	<b>3</b>

## 1981 Angels Pitching

PITCHER	W-L	ERA	G	GS	CG	SHO	SV	IP	H	R	ER	HR	HB	BB	IB	SO	WP	BK
Aase	4-4	2.34	39	0	0	0	11	65.1	56	17	17	4	0	24	2	38	2	0
D'Acquisto	0-0	10.71	6	0	0	0	0	19.1	26	24	23	2	1	12	0	8	1	0
Forsch	11-7	2.88	20	20	10	4★	0	153	143	54	49	7	4	27	2	55	0	0
Frost	1-8	5.51	12	9	0	0	0	47.1	44	30	29	3	1	19	0	16	1	0
Hassler	4-3	3.21	42	0	0	0	5	75.2	72	29	27	8	0	33	8	44	3	0
Jefferson	2-4	3.62	26	5	0	0	0	77	80	39	31	4	2	24	4	27	4	3
Kison	1-1	3.48	11	4	0	0	0	44	40	18	17	8	0	14	1	19	1	0
Mahler	0-0	0.00	6	0	0	0	0	6.1	1	0	0	0	0	2	0	5	0	0
Martinez	0-0	3.00	2	0	0	2	0	6	5	2	2	1	0	3	0	4	0	0
Moreno	1-3	2.87	8	4	1	0	0	31.1	27	10	10	2	0	14	0	12	1	0
Rau	1-2	8.71	3	3	0	0	0	10.1	14	10	10	2	0	4	0	3	0	0
Renko	8-4	3.44	22	15	0	0	1	102	93	40	39	7	1	42	1	50	0	0
Sanchez	0-2	2.94	17	0	0	0	2	33.2	39	16	11	4	1	11	0	13	1	0
Travers	0-1	8.38	4	3	0	0	0	9.2	14	11	9	2	0	4	0	5	0	0
Witt	8-9	3.21	22	21	7	1	0	129	123	60	47	9	11★	47	4	75	2	0
Zahn	10-11	4.41	25	25	9	0	0	161.1	181	93★	79★	18★	0	43	2	52	2	2
<b>TOTALS</b>	<b>51-59</b>	<b>3.71</b>	<b>110</b>	<b>110</b>	<b>27</b>	<b>8</b>	<b>19</b>	<b>971.1</b>	<b>958</b>	<b>453</b>	<b>400</b>	<b>81</b>	<b>21</b>	<b>323</b>	<b>24</b>	<b>426</b>	<b>18</b>	<b>5</b>
<b>OPP.</b>	<b>59-51</b>	<b>3.83</b>	<b>110</b>	<b>110</b>	<b>33</b>	<b>4</b>	<b>22</b>	<b>976.2</b>	<b>944</b>	<b>476</b>	<b>416</b>	<b>97</b>	<b>29</b>	<b>393</b>	<b>—</b>	<b>571</b>	<b>31</b>	<b>6</b>

WIN STREAK: 5, May 9-14

LOSING STREAK: 8, Sept. 5-12

# Year-By-Year Statistical Review

## 1982 Angels Batting

PLAYER	AVG	G	AB	R	H	TB	2B	3B	HR	RBI	SH	SF	HP	BB	IBB	SO	SB	CS
Adams	.143	8	14	1	2	2	0	0	0	0	1	0	1	0	0	2	1	0
Baylor	.263	157	608	80	160	258	24	1	24	93	0	8	7	57	7	69	10	4
Beniquez	.265	112	196	25	52	76	11	2	3	24	16	0	1	15	1	21	3	0
Boone	.256	143	472	42	121	159	17	0	7	58	23	5	0	39	2	34	0	2
Burleson	.156	11	45	4	7	8	1	0	0	2	2	0	0	6	2	3	0	0
Carew	.319	138	523	88	167	211	25	5	3	44	16	4	2	67	5	49	10	17
Clark	.211	102	90	11	19	26	1	0	2	8	2	1	0	0	0	29	1	0
DeCinces	.301	153	575	94	173	315	42	5	30	97	4	9	1	66	7	80	7	5
Downing	.281	158	623	109	175	300	37	2	28	84	3	8	5	86	1	58	2	1
Ferguson	.226	36	84	10	19	30	2	0	3	8	1	0	0	12	0	19	0	0
Foli	.252	150	480	46	121	148	14	2	3	56	26*	6	2	14	1	22	2	4
Grieh	.261	145	506	74	132	227	28	5	19	65	6	3	8	82	3	109	3	3
Jackson, Re.	.275	153	530	92	146	282	17	1	39*	101	0	4	2	85	12	156*	4	5
Jackson, Ro.	.331	53	142	15	47	59	6	0	2	19	4	1	2	10	0	12	0	1
Kelleher	.163	34	49	9	8	9	1	0	0	1	3	0	1	5	0	5	1	1
Lynn	.299	138	472	89	141	244	38	1	21	86	5	7	3	58	4	72	7	8
Moreno	.000	11	3	3	0	0	0	0	0	0	0	0	0	2	0	0	0	2
Pettis	.200	10	5	5	1	4	0	0	1	1	0	0	0	0	0	2	0	0
Scotners	.154	12	13	0	2	2	0	0	0	2	0	0	0	2	0	1	0	0
Wilfong	.245	55	102	17	25	36	4	2	1	11	2	0	0	7	1	17	4	0
<b>TOTALS</b>	<b>.274</b>	<b>162</b>	<b>5532</b>	<b>814</b>	<b>1518</b>	<b>2396</b>	<b>268</b>	<b>26</b>	<b>186</b>	<b>760</b>	<b>114</b>	<b>56</b>	<b>35</b>	<b>613</b>	<b>46</b>	<b>760</b>	<b>55</b>	<b>53</b>
<b>OPP.</b>	<b>.259</b>	<b>162</b>	<b>5555</b>	<b>670</b>	<b>1436</b>	<b>2148</b>	<b>250</b>	<b>45</b>	<b>124</b>	<b>640</b>	<b>47</b>	<b>32</b>	<b>42</b>	<b>482</b>	<b>—</b>	<b>—</b>	<b>66</b>	<b>—</b>

## 1982 Angels Designated Hitters

PLAYER	AVG	G	AB	R	H	TB	2B	3B	HR	RBI	SH	SF	HP	BB	IBB	SO	SB	CS
Baylor	.263	155	608	79	160	258	24	1	24	93	0	8	7	55	7	69	10	4
Grieh	.000	1	4	0	0	0	0	0	0	0	0	0	0	0	0	1	0	0
Jackson, Re.	.238	5	21	5	5	15	1	0	3	10	0	0	0	3	0	5	0	0
Moreno	.000	1	0	0	0	0	0	0	0	0	0	0	0	1	0	0	0	0
Scotners	.000	1	1	0	0	0	0	0	0	0	0	0	0	0	0	0	0	0
Wilfong	.333	1	3	1	1	1	0	0	0	0	0	0	0	2	0	0	0	0
<b>TOTALS</b>	<b>.261</b>	<b>162</b>	<b>637</b>	<b>85</b>	<b>166</b>	<b>274</b>	<b>25</b>	<b>1</b>	<b>27</b>	<b>103</b>	<b>0</b>	<b>8</b>	<b>7</b>	<b>61</b>	<b>7</b>	<b>75</b>	<b>10</b>	<b>4</b>

## 1982 Angels Pitching

PITCHER	W-L	ERA	G	GS	CG	SHO	SV	IP	H	R	ER	HR	HB	BB	IB	SO	WP	BK
Aase	3-3	3.46	24	0	0	0	4	52	45	20	20	5	0	23	2	40	2	0
Bahnsen	0-1	4.66	7	0	0	0	0	9.2	13	6	5	0	0	8	1	5	0	0
Corbett	1-7	5.05	33	0	0	0	6	57	46	32	8	0	25	5	37	2	1	
Curtis	0-1	6.00	8	0	0	0	1	12	16	8	8	0	0	3	2	10	2	0
Forsch	13-11	3.87	37	35	12	4	0	228	225	108	98	25	11	57	2	73	1	0
Goltz	8-5	4.08	28	7	1	0	3	86	82	43	39	4	1	32	1	49	2	0
Hassler	2-1	2.78	54	0	0	0	4	71.1	58	24	22	5	4	40	5	38	4	1
John	4-2	3.86	7	7	1	0	0	35	49	18	15	4	0	5	0	14	2	0
Kison	10-5	3.17	33	16	3	1	1	142	120	54	50	15	5	44	3	86	5	0
Mahler	2-0	1.13	6	0	0	0	0	8	9	1	1	0	0	6	1	5	0	0
Moreno	3-7	4.74	13	8	2	0	1	49.1	55	31	26	7	1	23	0	22	2	0
Renko	11-6	4.44	31	23	4	0	0	156	163	78	77	17	1	51	0	81	3	0
Sanchez	7-4	3.21	46	0	0	0	5	92.2	89	36	33	3	7	34	4	58	1	1
Steirer	1-0	3.76	10	1	0	0	0	26.1	25	14	11	2	1	11	0	14	0	0
Tiant	2-2	5.76	6	5	0	0	0	29.2	39	20	19	3	0	8	0	30	0	0
Witt	8-6	3.51	33	26	5	1	0	179.2	177	77	70	8	7	47	2	85	8	1
Zahn	18-8	3.73	34	34	12	4	0	229.1	225	100	95	18	4	65	5	81	2	0
<b>TOTALS</b>	<b>93-69</b>	<b>3.82</b>	<b>162</b>	<b>162</b>	<b>40</b>	<b>10</b>	<b>27</b>	<b>1464</b>	<b>1436</b>	<b>670</b>	<b>621</b>	<b>124</b>	<b>42</b>	<b>482</b>	<b>33</b>	<b>728</b>	<b>36</b>	<b>4</b>
<b>OPP.</b>	<b>69-93</b>	<b>4.58</b>	<b>162</b>	<b>162</b>	<b>24</b>	<b>3</b>	<b>34</b>	<b>1452</b>	<b>1518</b>	<b>814</b>	<b>739</b>	<b>186</b>	<b>35</b>	<b>613</b>	<b>—</b>	<b>760</b>	<b>42</b>	<b>8</b>

WIN STREAK: 7, April 13-19

LOSING STREAK: 8, June 30-July 7

# Year-By-Year Statistical Review

## 1983 Angels Batting

PLAYER	AVG	G	AB	R	H	TB	2B	3B	HR	RBI	SH	SF	HP	BB	IBB	SO	SB	CS
Adams	.250	58	112	22	28	36	2	0	2	6	3	0	3	5	0	12	1	1
Beniquez	.305	92	315	44	96	120	15	0	3	34	6	1	4	15	0	29	4	2
Boone	.256	142	468	46	120	165	18	0	9	52	10	7	0	24	1	42	4	3
Brown, M.	.231	31	104	12	24	40	5	1	3	9	0	0	0	7	0	20	1	0
Burleson	.286	33	119	22	34	41	7	0	0	11	2	1	0	12	0	12	0	2
Carew	.339	129	472	66	160	194	24	2	2	44	3	3	1	57	9	48	6	7
Clark	.231	76	212	17	49	75	9	1	5	21	3	1	0	9	0	45	0	0
DeCinces	.281	95	370	49	104	183	19	3	18	65	1	8	0	32	2	56	2	0
Downing	.246	113	403	68	99	173	15	1	19	53	1	2	5	62	4	59	1	2
Ferguson	.074	12	27	3	2	2	0	0	0	2	1	0	0	5	0	8	0	0
Foli	.252	88	330	29	83	99	10	0	2	29	11	2	1	5	1	18	2	3
Grieh	.292	120	387	65	113	178	17	0	16	62	4	3	7	76	2	62	2	4
Lynn	.272	117	437	56	119	211	20	3	22	74	0	6	2	55	10	83	2	2
Narron	.136	10	22	1	3	6	0	0	1	4	0	0	0	1	0	3	0	0
O'Berry	.167	26	60	7	10	14	1	0	1	5	2	0	0	3	0	11	0	0
Pettis	.294	22	85	19	25	42	2	3	3	6	1	0	0	7	0	15	8	3
Schofield	.204	21	54	4	11	22	2	0	3	4	1	0	1	6	0	8	0	0
Sconiers	.274	106	314	49	86	135	19	3	8	46	2	1	0	17	2	41	4	2
Valentine	.240	86	271	30	65	118	10	2	13	43	1	4	0	18	0	48	2	1
Wilfong	.254	65	177	17	45	60	7	1	2	17	2	1	0	10	1	25	0	2
<b>TOTALS</b>	<b>.260</b>	<b>162</b>	<b>5640</b>	<b>722</b>	<b>1467</b>	<b>2214</b>	<b>241</b>	<b>22</b>	<b>154</b>	<b>682</b>	<b>68</b>	<b>46</b>	<b>31</b>	<b>509</b>	<b>39</b>	<b>835</b>	<b>41</b>	<b>39</b>
<b>OPP.</b>	<b>.284</b>	<b>162</b>	<b>5760</b>	<b>779</b>	<b>1636</b>	<b>2393</b>	<b>297</b>	<b>35</b>	<b>130</b>	<b>725</b>	<b>57</b>	<b>50</b>	<b>30</b>	<b>496</b>	<b>71</b>	<b>668</b>	<b>83</b>	<b>61</b>

## 1983 Angels Designated Hitters

PLAYER	AVG	G	AB	R	H	TB	2B	3B	HR	RBI	SH	SF	HP	BB	IBB	SO	SB	CS
Beniquez	.300	6	20	6	6	6	0	0	0	2	2	0	0	0	0	3	0	0
Carew	.370	24	100	10	37	42	2	0	1	12	0	1	0	14	3	11	1	3
Clark	.333	2	6	1	2	5	0	0	1	2	0	0	0	1	0	1	0	0
DeCinces	.225	10	40	1	9	9	0	0	0	1	0	0	0	2	0	4	0	0
Downing	.255	26	98	18	25	42	2	0	5	10	0	1	1	14	2	11	0	1
Jackson, Re.	.176	62	227	23	40	64	9	0	5	23	0	3	2	34	3	85	0	1
Jackson, Ro.	.289	16	38	6	11	21	1	0	3	11	0	0	0	5	0	8	0	0
Lynn	.375	2	8	2	3	9	0	0	2	2	0	0	0	1	0	2	0	0
Narron	.250	1	4	0	1	1	0	0	2	2	0	0	0	0	0	0	0	0
Sconiers	.309	27	94	17	29	48	7	0	4	17	0	0	0	5	1	13	1	1
<b>TOTALS</b>	<b>.257</b>	<b>162</b>	<b>635</b>	<b>84</b>	<b>163</b>	<b>247</b>	<b>21</b>	<b>0</b>	<b>21</b>	<b>82</b>	<b>2</b>	<b>5</b>	<b>3</b>	<b>76</b>	<b>9</b>	<b>138</b>	<b>2</b>	<b>6</b>

## 1983 Angels Pitching

PITCHER	W-L	ERA	G	GS	CG	SHO	SV	IP	H	R	ER	HR	HB	BB	IB	SO	WP	BK
Brown, C.	1-1	7.31	10	0	0	0	0	16	25	13	13	1	0	4	1	7	1	0
Brown, S.	2-3	3.52	12	4	2	1	0	46	45	19	18	4	0	16	1	23	0	0
Corbett	1-1	3.63	11	0	0	0	0	17.1	26	10	7	1	1	4	2	18	0	0
Curtis	1-2	3.80	37	3	0	0	5	90	89	44	38	5	2	40	11	36	8	0
Forsch	11-12	4.06	31	31	11	1	0	219.1	226	107	99	21	4	61	6	81	6	0
Goltz	0-6	6.22	15	6	0	0	0	63.2	81	48	44	10	1	37	2	27	1	1
Hassler	0-5	5.45	42	0	0	0	4	36.1	42	22	22	2	0	17	8	20	5	0
John	11-13	4.33	34	34	9	0	0	234.2	287	126	113	20	2	49	5	65	11	0
Kison	11-5	4.05	26	17	4	1	2	126.2	128	59	57	13	4	43	4	83	0	0
Lacey	1-2	5.19	8	0	0	0	0	8.2	12	5	5	1	0	0	0	7	0	0
McLaughlin	2-4	5.17	16	7	0	0	0	55.2	63	32	32	3	2	22	3	45	0	0
Sanchez	10-8	3.66	56	1	0	0	7	98.1	92	42	40	6	3	40	14	49	2	0
Steirer	3-2	4.82	19	5	0	0	0	61.2	77	40	33	3	3	18	4	25	1	0
Travers	0-3	5.91	10	7	0	0	0	42.2	58	32	28	4	2	19	1	24	4	0
Witt	7-14	4.91	43	19	2	0	5	154	173	90	84	14	6	75	7	77	8	0
Zahn	9-11	3.33	29	28	11	3	0	203	212	90	75	22	0	51	2	81	4	0
<b>TOTALS</b>	<b>70-92</b>	<b>4.32</b>	<b>162</b>	<b>162</b>	<b>39</b>	<b>7</b>	<b>23</b>	<b>1474</b>	<b>1636</b>	<b>779</b>	<b>708</b>	<b>130</b>	<b>30</b>	<b>496</b>	<b>72</b>	<b>668</b>	<b>51</b>	<b>1</b>
<b>OPP.</b>	<b>92-70</b>	<b>3.93</b>	<b>162</b>	<b>162</b>	<b>35</b>	<b>11</b>	<b>37</b>	<b>1483.1</b>	<b>1467</b>	<b>722</b>	<b>648</b>	<b>154</b>	<b>31</b>	<b>509</b>	<b>—</b>	<b>835</b>	<b>35</b>	<b>5</b>

WIN STREAK: 7, May 22-29

LOSING STREAK: 6, Sept. 8-14

# Year-By-Year Statistical Review

## 1984 Angels Batting

PLAYER	AVG	G	AB	R	H	TB	2B	3B	HR	RBI	SH	SF	HP	BB	IBB	SO	SB	CS
Beniquez	.336	110	354	60	119	160	17	0	8	39	4	3	3	18	0	43	0	3
Boone	.202	139	450	33	91	118	16	1	3	32	6	5	0	25	1	45	3	3
Brown	.284	62	148	19	42	77	8	3	7	22	2	0	0	13	1	23	0	2
Burleson	.000	7	4	2	0	0	0	0	0	0	1	0	0	0	0	2	0	0
Carew	.295	93	329	42	97	116	8	1	3	31	5	4	0	40	1	39	4	3
DeCinces	.269	146	547	77	147	236	23	3	20	82	0	12	0	53	4	79	4	1
Downing	.275	156	539	65	148	249	28	2	23	91	3	9	7	70	3	66	0	4
Grich	.256	116	363	60	93	164	15	1	18	58	6	4	2	57	3	70	2	5
Jackson, Re.	.223	143	525	67	117	213	17	2	25	81	1	0	3	55	7	141	8	4
Jackson, Ro.	.165	33	91	5	15	19	2	1	0	5	1	1	0	7	0	13	0	0
Lynn	.271	142	517	84	140	245	28	4	23	79	2	2	2	77	8	97	2	2
Miller	.171	17	41	5	7	7	0	0	0	1	0	0	0	4	0	9	0	0
Narron	.247	69	150	9	37	51	5	0	3	17	1	2	1	8	1	12	0	0
Pettis	.227	140	397	63	90	119	11	6	2	29	5	1	3	60	1	115	48	17
Picciole	.202	87	119	18	24	33	6	0	1	9	8	1	0	0	0	21	0	1
Schofield	.193	140	400	39	77	105	10	3	4	21	13	0	6	33	0	79	5	2
Scorniers	.244	57	160	14	39	55	4	0	4	17	0	0	0	13	2	17	1	2
Thomas	.138	14	29	3	4	6	0	1	0	2	1	0	0	3	0	4	0	0
Wilfong	.248	108	307	31	76	111	13	2	6	33	6	2	2	20	0	53	3	2
<b>TOTALS</b>	<b>.249</b>	<b>162</b>	<b>5470</b>	<b>696</b>	<b>1363</b>	<b>2084</b>	<b>211</b>	<b>30</b>	<b>150</b>	<b>649</b>	<b>65</b>	<b>46</b>	<b>29</b>	<b>556</b>	<b>32</b>	<b>928</b>	<b>80</b>	<b>51</b>
<b>OPP.</b>	<b>.271</b>	<b>162</b>	<b>5631</b>	<b>697</b>	<b>1526</b>	<b>2273</b>	<b>256</b>	<b>31</b>	<b>143</b>	<b>655</b>	<b>48</b>	<b>54</b>	<b>27</b>	<b>474</b>	<b>59</b>	<b>754</b>	<b>71</b>	<b>50</b>

## 1984 Angels Designated Hitters

PLAYER	AVG	G	AB	R	H	TB	2B	3B	HR	RBI	SH	SF	HP	BB	IBB	SO	SB	CS
Brown	.222	3	9	1	2	3	1	0	0	0	0	0	0	1	0	2	0	0
Carew	.500	1	4	0	2	2	0	0	0	0	0	0	0	1	0	0	0	0
DeCinces	.353	5	17	1	6	7	1	0	0	1	0	0	0	5	0	5	0	0
Downing	.222	21	72	8	16	32	4	0	4	15	1	1	0	7	0	9	0	0
Jackson, Re.	.225	134	507	66	114	208	15	2	25	80	1	0	3	55	6	136	8	4
Scorniers	.250	1	4	0	1	1	0	0	0	0	0	0	0	0	0	0	0	0
Wilfong	.000	1	0	0	0	0	0	0	0	0	0	0	0	0	0	0	0	0
<b>TOTALS</b>	<b>.230</b>	<b>162</b>	<b>613</b>	<b>76</b>	<b>141</b>	<b>253</b>	<b>21</b>	<b>2</b>	<b>29</b>	<b>96</b>	<b>2</b>	<b>1</b>	<b>3</b>	<b>69</b>	<b>6</b>	<b>152</b>	<b>8</b>	<b>4</b>

## 1984 Angels Pitching

PITCHER	W-L	ERA	G	GS	CG	SHO	SV	IP	H	R	ER	HR	HB	BB	IB	SO	WP	BK
Aase	4-1	1.62	23	0	0	0	8	39	30	7	7	1	0	19	5	28	0	0
Brown	0-1	9.00	3	3	0	0	0	11	16	13	11	0	0	9	1	5	1	0
Ciburn	0-0	13.50	1	0	0	0	0	2	3	3	3	0	0	1	1	1	0	0
Corbett	5-1	2.12	45	1	0	0	4	85	76	22	20	2	2	30	12	48	2	0
Curtis	1-2	4.40	17	0	0	0	0	28	30	16	14	4	0	11	1	18	3	0
Forsch	1-1	2.20	2	2	1	0	0	16	14	4	4	2	0	3	0	10	0	0
John	7-13	4.52	32	29	4	1	0	181.1	223	97	91	15	4	56	3	47	11	0
Kaufman	2-3	4.57	29	1	0	0	1	69	68	37	35	13	0	20	4	41	1	1
Kison	4-5	5.37	20	7	0	0	2	65.1	72	42	39	10	6	28	3	66	4	0
LaCorte	1-2	7.06	13	1	0	0	0	29.1	33	26	23	9	0	13	4	13	2	0
Romanick	12-12	3.76	33	33	8	2	0	229.2	240	107	96	23	4	61	3	87	3	0
Sanchez	9-7	3.33	49	0	0	0	11	83.2	84	34	31	10	3	33	9	62	1	1
Slaton	7-10	4.97	32	22	5	1	0	163.2	192	95	90	22	2	56	5	67	6	0
Smith	0-0	18.00	1	0	0	0	0	1	4	2	2	1	0	0	0	0	0	0
Steirer	0-1	16.88	1	1	0	0	0	2.2	6	5	5	0	0	2	1	2	0	0
Swan	0-1	10.80	2	1	0	0	0	5	8	6	6	3	0	0	0	2	0	0
Witt	15-11	3.47	34	34	9	2	0	246.2	227	103	95	17	5	84	3	196	7	1
Zahn	13-10	3.12	28	28	9	5	0	199.1	200	78	69	11	1	48	4	61	3	0
<b>TOTALS</b>	<b>81-81</b>	<b>3.96</b>	<b>162</b>	<b>162</b>	<b>36</b>	<b>12</b>	<b>26</b>	<b>1458</b>	<b>1526</b>	<b>697</b>	<b>641</b>	<b>143</b>	<b>27</b>	<b>474</b>	<b>59</b>	<b>754</b>	<b>44</b>	<b>3</b>
<b>OPP.</b>	<b>81-81</b>	<b>3.78</b>	<b>162</b>	<b>162</b>	<b>31</b>	<b>12</b>	<b>27</b>	<b>1457.1</b>	<b>1363</b>	<b>696</b>	<b>612</b>	<b>150</b>	<b>29</b>	<b>556</b>	<b>—</b>	<b>928</b>	<b>48</b>	<b>12</b>

WIN STREAK: 5, April 17-22

LOSING STREAK: 7, Aug. 15-21

# Year-By-Year Statistical Review

## 1985 Angels Batting

PLAYER	AVG	G	AB	R	H	TB	2B	3B	HR	RBI	SH	SF	HP	BB	IBB	SO	SB	CS
Beniquez	.304	132	411	54	125	172	13	5	8	42	9	1	5	34	3	48	4	3
Boone	.248	150	460	37	114	146	17	0	5	55	16	4	3	37	2	35	1	2
Brown	.268	60	153	23	41	64	9	1	4	20	3	0	1	7	0	21	0	1
Carew	.280	127	443	69	124	153	17	3	2	39	9	1	1	64	9	47	5	5
DeCinces	.244	120	427	50	104	188	22	1	20	78	5	7	2	47	11	71	1	4
Downing	.263	150	520	80	137	222	23	1	20	85	5	4	13	78	3	61	5	3
Gerber	.264	65	91	8	24	29	1	2	0	6	3	1	0	2	0	3	0	3
Grich	.242	144	479	74	116	178	17	3	13	53	8	0	3	81	3	77	3	5
Hendrick	.122	16	41	5	5	12	1	0	2	6	0	1	0	4	1	8	0	0
Howell	.197	43	137	19	27	46	4	0	5	18	4	1	0	16	2	33	1	1
Jackson	.252	143	460	64	116	224	27	0	27	85	0	2	1	78	12	138	1	2
Jones	.231	125	389	66	90	174	17	2	21	67	8	2	0	57	2	82	7	4
Keedy	.500	3	4	1	2	6	1	0	1	1	0	0	0	0	0	0	0	1
Linares	.258	18	43	7	11	22	2	0	3	11	0	1	0	2	0	5	2	0
Miller	.375	51	48	8	18	28	2	1	2	7	0	0	1	1	0	10	0	1
Narron	.220	67	132	12	29	48	4	0	5	14	0	0	0	11	2	17	0	0
Pettis	.257	125	443	67	114	143	10	8	1	32	9	2	0	62	0	125	56	9
Polidor	1.000	2	1	1	1	1	0	0	0	0	0	0	0	0	0	0	0	0
Schofield	.219	147	438	50	96	145	19	3	8	41	12	3	8	35	0	70	11	4
Sconiers	.286	44	98	14	28	42	6	1	2	12	0	3	0	15	0	18	2	1
White	.143	21	7	1	1	1	0	0	0	0	0	0	1	1	0	3	3	1
Wilfong	.189	83	217	16	41	56	3	0	4	13	8	2	0	16	1	32	4	1
<b>TOTALS</b>	<b>.251</b>	<b>162</b>	<b>5442</b>	<b>732</b>	<b>1364</b>	<b>2100</b>	<b>215</b>	<b>31</b>	<b>153</b>	<b>685</b>	<b>99</b>	<b>35</b>	<b>39</b>	<b>648</b>	<b>51</b>	<b>902</b>	<b>106</b>	<b>51</b>
<b>OPP.</b>	<b>.263</b>	<b>162</b>	<b>5531</b>	<b>703</b>	<b>1453</b>	<b>2290</b>	<b>252</b>	<b>36</b>	<b>171</b>	<b>674</b>	<b>48</b>	<b>44</b>	<b>27</b>	<b>514</b>	<b>30</b>	<b>767</b>	<b>79</b>	<b>56</b>

## 1985 Angels Designated Hitters

PLAYER	AVG	G	AB	R	H	TB	2B	3B	HR	RBI	SH	SF	HP	BB	IBB	SO	SB	CS
Beniquez	.281	14	32	4	9	16	1	0	2	6	0	0	1	2	0	7	0	0
Brown	.100	7	10	1	1	1	0	0	0	0	0	0	1	1	0	3	0	0
DeCinces	.071	3	14	1	1	1	0	0	0	0	0	0	0	0	0	2	0	0
Downing	.217	25	83	12	18	30	3	0	3	15	0	1	2	13	0	9	1	0
Gerber	.000	1	0	1	0	0	0	0	0	0	0	0	0	0	0	0	0	0
Grich	.238	6	21	0	5	7	2	0	0	1	1	0	0	1	0	3	1	0
Hendrick	.000	1	3	0	0	0	0	0	0	0	0	0	0	0	0	1	0	0
Jackson	.196	52	168	25	33	65	8	0	8	26	0	2	1	35	9	65	0	2
Jones	.262	43	130	27	34	64	8	2	6	30	1	1	0	19	0	30	1	1
Linares	.250	14	40	6	10	21	2	0	3	10	0	1	0	1	0	4	1	0
Miller	.400	4	10	0	4	4	0	0	0	0	0	0	0	0	0	2	0	1
Narron	.182	7	22	1	4	8	1	0	1	1	0	0	0	1	1	2	0	0
Sconiers	.250	20	68	10	17	27	2	1	2	8	0	2	0	11	0	15	2	1
Wilfong	.000	2	4	0	0	0	0	0	0	0	0	0	0	0	0	0	0	0
<b>TOTALS</b>	<b>.225</b>	<b>162</b>	<b>605</b>	<b>88</b>	<b>136</b>	<b>244</b>	<b>27</b>	<b>3</b>	<b>25</b>	<b>97</b>	<b>2</b>	<b>7</b>	<b>5</b>	<b>84</b>	<b>10</b>	<b>143</b>	<b>6</b>	<b>5</b>

## 1985 Angels Pitching

PITCHER	W-L	ERA	G	GS	CG	SHO	SV	IP	H	R	ER	HR	HB	BB	IB	SO	WP	BK
Candelaria	7-3	3.80	13	13	1	1	0	71	70	33	30	7	3	24	1	53	2	0
Clements	5-0	3.34	41	0	0	0	1	62	47	23	23	4	2	25	2	19	1	0
Cliburn	9-3	2.09	44	0	0	0	6	99	87	25	23	5	1	26	6	48	2	0
Corbett	3-3	4.89	30	0	0	0	0	46	49	33	25	7	1	20	3	24	0	0
Fowlkes	0-0	9.00	2	0	0	0	0	7	8	7	7	4	0	4	0	5	1	0
Holland	0-1	1.48	15	0	0	0	0	24.1	17	4	4	4	0	10	1	14	1	0
John	2-4	4.70	12	6	0	0	0	38.1	51	22	20	3	1	15	1	17	5	0
Kipper	0-1	21.60	2	1	0	0	0	3.1	7	8	8	1	0	3	0	0	0	0
Lugo	3-4	3.69	20	10	1	0	0	83	86	36	34	10	4	29	1	42	2	0
Mack	0-1	15.43	1	1	0	0	0	2.1	8	4	4	0	0	0	0	0	0	0
McCaskill	12-12	4.70	30	29	6	1	0	189.2	189	105	99	23	4	64	1	102	5	0
Moore	8-8	1.92	65	0	0	0	31	103	91	28	22	9	0	21	3	72	2	0
Romanick	14-9	4.11	31	31	6	1	0	195	210	101	89	29	4	62	1	64	2	3
Sanchez	2-0	5.72	26	0	0	0	2	61.1	67	41	39	9	1	27	3	34	2	0
Slaton	6-10	4.37	29	24	1	0	1	148.1	162	82	72	22	2	63	1	60	8	0
Smith	0-0	7.20	4	0	0	0	0	5	5	4	4	1	0	1	0	3	0	0
Sutton	2-2	3.69	5	5	0	0	0	31.2	27	13	13	6	0	8	0	16	0	0
Witt	15-9	3.56	35	35	6	1	0	250	228	115	99	22	4	98	6	180	11	1
Zahn	2-2	4.38	7	7	1	1	0	37	44	19	18	5	0	14	0	14	1	0
<b>TOTALS</b>	<b>90-72</b>	<b>3.91</b>	<b>162</b>	<b>162</b>	<b>22</b>	<b>8</b>	<b>41</b>	<b>1457.1</b>	<b>1453</b>	<b>703</b>	<b>633</b>	<b>171</b>	<b>27</b>	<b>514</b>	<b>30</b>	<b>767</b>	<b>45</b>	<b>4</b>
<b>OPP.</b>	<b>72-90</b>	<b>4.04</b>	<b>162</b>	<b>162</b>	<b>25</b>	<b>10</b>	<b>34</b>	<b>1455.1</b>	<b>1364</b>	<b>732</b>	<b>653</b>	<b>153</b>	<b>39</b>	<b>648</b>	<b>—</b>	<b>902</b>	<b>28</b>	<b>13</b>

WIN STREAK: 6, April 25-30

LOSING STREAK: 5, July 25-30

# Year-By-Year Statistical Review

## 1986 Angels Batting

PLAYER	AVG	G	AB	R	H	TB	2B	3B	HR	RBI	SH	SF	HP	BB	IBB	SO	SB	CS
Boone	.222	144	442	48	98	135	12	2	7	49	12	6	0	43	1	30	1	0
Burleson	.284	93	271	35	77	106	14	0	5	29	6	1	1	33	1	32	1	3
DeCinces	.256	140	512	69	131	235	20	3	26	96	2	4	2	52	4	74	2	2
Downing	.267	152	513	90	137	232	27	4	20	95	3	8	17	90	2	84	4	4
Grich	.268	98	313	42	84	129	18	0	9	30	10	1	3	39	1	54	1	3
Hendrick	.272	102	283	45	77	134	13	1	14	47	4	3	1	26	5	41	1	1
Howell	.272	63	151	26	41	71	14	2	4	21	3	2	0	19	0	28	2	0
Jackson	.241	132	419	65	101	171	12	2	18	58	0	3	3	92	11	115	1	1
Jones	.229	126	393	73	90	168	21	3	17	49	7	3	3	64	5	87	10	3
Joyner	.290	154	593	82	172	271	27	3	22	100	10	12	2	57	8	58	5	2
McLemore	.000	5	4	0	0	0	0	0	0	0	1	0	0	1	0	2	0	1
Miller	.228	33	57	6	13	17	2	1	0	4	0	1	0	4	0	8	0	0
Narron	.221	57	95	5	21	29	3	1	1	8	1	1	1	9	0	14	0	0
Pettis	.258	154	539	93	139	185	23	4	5	58	15	5	0	69	2	132	50	13
Polidor	.263	6	19	1	5	6	1	0	0	1	0	0	0	1	0	0	0	0
Ryal	.375	13	32	6	12	18	0	0	2	5	0	0	0	2	1	4	1	0
Schofield	.249	139	458	67	114	182	17	6	13	57	9	9	5	48	2	55	23	5
White	.235	29	51	8	12	18	1	1	1	3	0	0	0	6	0	8	6	0
Wiltong	.219	92	288	25	63	89	11	3	3	33	8	2	2	16	2	34	1	4
<b>TOTALS</b>	<b>.255</b>	<b>162</b>	<b>5433</b>	<b>786</b>	<b>1387</b>	<b>2196</b>	<b>236</b>	<b>36</b>	<b>167</b>	<b>743</b>	<b>91</b>	<b>61</b>	<b>40</b>	<b>671</b>	<b>45</b>	<b>860</b>	<b>109</b>	<b>42</b>
<b>OPP.</b>	<b>.248</b>	<b>162</b>	<b>5476</b>	<b>684</b>	<b>1356</b>	<b>2107</b>	<b>228</b>	<b>32</b>	<b>153</b>	<b>652</b>	<b>41</b>	<b>44</b>	<b>27</b>	<b>478</b>	<b>19</b>	<b>955</b>	<b>61</b>	<b>55</b>

## 1986 Angels Designated Hitters

PLAYER	AVG	G	AB	R	H	TB	2B	3B	HR	RBI	SH	SF	HP	BB	IBB	SO	SB	CS
Burleson	.275	38	131	18	36	49	4	0	3	12	1	0	0	10	0	18	0	2
DeCinces	.250	3	12	2	3	5	2	0	0	0	0	0	0	0	0	2	0	0
Downing	.243	10	37	6	9	20	3	1	2	5	0	1	1	6	0	8	0	0
Hendrick	.250	4	8	1	2	2	0	0	0	1	0	0	0	1	0	1	0	0
Howell	.000	2	3	1	0	0	0	0	0	0	0	0	0	1	0	0	0	0
Jackson	.236	121	403	63	95	164	11	2	18	54	0	3	3	89	11	113	1	1
Miller	.667	2	3	1	2	3	1	0	0	0	0	0	0	1	0	0	0	0
Narron	.667	2	3	0	2	2	0	0	0	2	0	1	0	1	0	0	0	0
Pettis	.000	1	0	1	0	0	0	0	0	0	0	0	0	0	0	0	0	0
Ryal	.500	2	2	1	1	4	0	0	1	2	0	0	0	0	0	0	0	0
<b>TOTALS</b>	<b>.249</b>	<b>162</b>	<b>602</b>	<b>94</b>	<b>150</b>	<b>249</b>	<b>21</b>	<b>3</b>	<b>24</b>	<b>76</b>	<b>1</b>	<b>5</b>	<b>4</b>	<b>109</b>	<b>11</b>	<b>142</b>	<b>1</b>	<b>3</b>

## 1986 Angels Pitching

PITCHER	W-L	ERA	G	GS	CG	SHO	SV	IP	H	R	ER	HR	HB	BB	IB	SO	WP	BK
Bryden	2-1	6.55	16	0	0	0	0	34.1	38	25	25	4	2	21	0	25	2	0
Candelaria	10-2	2.55	16	16	1	1	0	91.2	68	30	26	4	3	26	2	81	2	1
Chadwick	0-5	7.24	7	7	0	0	0	27.1	39	26	22	5	1	15	0	9	1	0
Cook	0-2	9.00	5	1	0	0	0	9	13	12	9	3	0	7	1	6	0	0
Corbett	4-2	3.66	46	0	0	0	10	78.2	66	36	32	11	1	22	2	36	2	0
Finley	3-1	3.30	25	0	0	0	0	46.1	40	17	17	2	1	23	1	37	2	0
Fischer	0-0	4.24	9	0	0	0	0	17	18	8	8	4	0	8	2	7	0	1
Forsch	0-1	9.53	10	0	0	0	1	17	24	21	18	4	2	10	0	13	0	0
Forster	4-1	3.51	41	0	0	0	5	41	47	18	16	2	3	17	1	28	0	0
Fraser	0-0	8.31	1	1	0	0	0	4	6	4	4	0	0	1	0	2	0	0
Lucas	4-1	3.15	27	0	0	0	2	45.2	45	19	16	1	0	6	0	31	5	0
Lugo	1-1	3.80	6	3	0	0	0	21.1	21	9	9	4	0	6	0	9	0	0
McCaskill	17-10	3.36	34	33	10	2	0	246.1	207	98	92	19	5	92	1	202	10	2
Moore	4-5	2.97	49	0	0	0	21	72.2	60	28	24	10	0	22	4	53	4	1
Romanick	5-8	5.50	18	18	1	1	0	106.1	124	68	65	13	0	44	0	38	4	0
Ruhle	1-3	4.15	16	3	0	0	1	47.2	46	25	22	5	1	7	0	23	1	0
Slaton	4-6	5.65	14	12	0	0	0	73.1	84	52	46	9	2	29	4	31	1	0
Sutton	15-11	3.74	34	34	3	1	0	207	192	93	86	31	3	49	2	116	4	1
Witt	18-10	2.84	34	34	14	3	0	269	218	95	85	22	3	73	2	208	6	0
<b>TOTALS</b>	<b>92-70</b>	<b>3.84</b>	<b>408</b>	<b>162</b>	<b>29</b>	<b>12</b>	<b>40</b>	<b>1456</b>	<b>1356</b>	<b>684</b>	<b>621</b>	<b>153</b>	<b>27</b>	<b>478</b>	<b>19</b>	<b>955</b>	<b>44</b>	<b>6</b>
<b>OPP.</b>	<b>70-92</b>	<b>4.38</b>	<b>162</b>	<b>162</b>	<b>27</b>	<b>10</b>	<b>30</b>	<b>1443</b>	<b>1387</b>	<b>786</b>	<b>702</b>	<b>167</b>	<b>40</b>	<b>671</b>	<b>—</b>	<b>860</b>	<b>48</b>	<b>11</b>

WIN STREAK: 7, Aug. 24-31

LOSING STREAK: 5, May 21-25

# Year-By-Year Statistical Review

## 1987 Angels Batting

PLAYER	AVG	G	AB	R	H	TB	2B	3B	HR	RBI	SH	SF	HP	BB	IBB	SO	SB	CS
Armas	.198	28	81	8	16	30	3	1	3	9	1	1	0	1	0	11	1	0
Boone	.242	128	389	42	94	121	18	0	3	33	14	3	1	35	0	36	0	2
Buckner	.306	57	183	16	56	79	12	1	3	32	1	1	0	9	1	7	1	0
DeCinces	.234	133	453	65	106	177	23	0	16	63	2	3	2	70	6	87	3	4
Downing	.272	155	567	110	154	276	29	3	29	77	2	3	17	106	6	85	5	5
Eppard	.333	8	9	2	3	3	0	0	0	0	0	0	0	2	0	0	0	0
Fimple	.200	13	10	1	2	2	0	0	0	1	0	0	0	1	0	2	0	0
Hendrick	.241	65	162	14	39	64	10	0	5	25	0	0	0	14	1	18	0	0
Howell	.245	138	449	64	110	207	18	5	23	64	1	2	2	57	4	118	4	3
Jones	.245	85	192	25	47	83	8	2	8	28	1	0	0	20	2	38	2	1
Joyner	.285	149	564	100	161	298	33	1	34	117	2	10	5	72	12	64	8	2
McLemore	.236	138	433	61	102	130	13	3	3	41	15	3	0	48	0	72	25	8
Miller	.241	53	108	14	26	43	5	0	4	16	2	3	2	9	0	13	1	0
Pettis	.208	133	394	49	82	102	13	2	1	17	1	0	1	52	0	124	24	5
Polidor	.263	63	137	12	36	45	3	0	2	15	0	1	1	2	0	15	0	0
Ray	.346	30	127	16	44	55	11	0	0	15	1	1	0	3	0	10	0	0
Ryal	.200	58	100	7	20	41	6	0	5	18	1	0	0	3	1	15	0	0
Schofield	.251	134	479	52	120	170	17	3	9	46	10	3	2	37	0	63	19	3
White	.263	159	639	103	168	283	33	5	24	87	14	2	2	39	2	135	32	11
Wilson	.500	7	2	5	1	1	0	0	0	1	0	0	0	1	0	0	0	0
Wynegar	.207	31	92	4	19	21	2	0	0	5	1	0	0	9	0	13	0	0
<b>TOTALS</b>	<b>.252</b>	<b>162</b>	<b>5570</b>	<b>770</b>	<b>1406</b>	<b>2231</b>	<b>257</b>	<b>26</b>	<b>172</b>	<b>709</b>	<b>70</b>	<b>36</b>	<b>35</b>	<b>590</b>	<b>35</b>	<b>926</b>	<b>125</b>	<b>44</b>
<b>OPP.</b>	<b>.264</b>	<b>162</b>	<b>5600</b>	<b>803</b>	<b>1481</b>	<b>2408</b>	<b>243</b>	<b>24</b>	<b>212</b>	<b>755</b>	<b>50</b>	<b>34</b>	<b>32</b>	<b>504</b>	<b>30</b>	<b>941</b>	<b>72</b>	<b>58</b>

## 1987 Angels Designated Hitters

PLAYER	AVG	G	AB	R	H	TB	2B	3B	HR	RBI	SH	SF	HP	BB	IBB	SO	SB	CS
Boone	1.000	1	1	0	1	1	0	0	0	0	0	0	0	0	0	0	0	0
Buckner	.275	39	149	14	41	60	10	0	3	23	1	1	0	9	1	5	1	0
DeCinces	.000	1	1	0	0	0	0	0	0	0	0	0	0	0	0	1	0	0
Downing	.273	118	444	85	121	221	22	3	24	63	2	2	12	84	4	63	2	4
Hendrick	.000	5	4	0	0	0	0	0	0	0	0	0	0	0	0	0	0	0
Jones	.667	3	3	0	2	2	0	0	0	0	0	0	0	2	0	0	0	0
McLemore	.000	3	1	1	0	0	0	0	0	0	0	0	0	0	0	1	0	1
Miller	—	1	—	1	0	0	0	0	0	0	0	0	0	0	0	0	0	0
Ray	.500	1	4	1	2	2	0	0	0	0	0	0	0	0	0	0	0	0
Ryal	.235	5	17	2	4	8	1	0	1	2	0	0	0	0	0	3	0	0
Schofield	.750	1	4	0	3	5	2	0	0	1	0	0	0	0	0	1	0	0
Wilson	1.000	2	1	2	1	1	0	0	0	0	0	0	0	0	0	0	0	0
Wynegar	.000	1	1	0	0	0	0	0	0	0	0	0	0	0	0	0	0	0
<b>TOTALS</b>	<b>.278</b>	<b>162</b>	<b>630</b>	<b>106</b>	<b>175</b>	<b>300</b>	<b>35</b>	<b>3</b>	<b>28</b>	<b>89</b>	<b>3</b>	<b>3</b>	<b>12</b>	<b>95</b>	<b>5</b>	<b>74</b>	<b>3</b>	<b>5</b>

## 1987 Angels Pitching

PITCHER	W-L	ERA	G	GS	CG	SHO	SV	IP	H	R	ER	HR	HB	BB	IB	SO	WP	BK
Buice	6-7	3.39	57	0	0	0	17	114	87	45	43	12	2	40	3	109	3	0
Candelaria	8-6	4.71	20	20	0	0	0	116.2	127	70	61	17	1	20	0	74	0	0
Cook	1-2	5.50	16	1	0	0	0	34.1	34	21	21	7	0	18	0	27	3	1
Finley	2-7	4.67	35	3	0	0	0	90.2	102	54	47	7	3	43	3	63	4	3
Fraser	10-10	3.92	36	23	5	1	1	176.2	160	85	77	26	6	63	3	106	12	1
Garcia	0-0	16.20	1	0	0	0	0	1.2	3	4	3	0	0	3	0	0	1	0
Harvey	0-0	0.00	3	0	0	0	0	5	6	0	0	0	0	2	0	3	3	0
Lazorko	5-6	4.59	26	11	2	0	0	117.2	108	68	60	20	2	44	5	55	3	1
Lucas	1-5	3.63	48	0	0	0	3	74.1	66	41	30	7	2	35	5	44	3	1
Lugo	0-2	9.32	7	5	0	0	0	28	42	34	29	8	0	18	0	24	3	0
McCaskill	4-6	5.67	14	13	1	1	0	74.2	84	52	47	14	2	34	0	56	1	0
Minton	5-4	3.08	41	0	0	0	10	76	71	28	26	4	1	29	4	35	2	0
Moore	2-2	2.70	14	0	0	0	5	26.2	28	12	8	2	0	13	2	17	0	0
Reuss	4-5	5.25	17	16	1	1	0	82.1	112	60	48	16	2	17	1	37	3	0
Sutton	11-11	4.70	35	34	1	0	0	191.2	199	101	100	38	7	41	0	99	7	0
Witt	16-14	4.01	36	36	10	0	0	247	252	128	110	34	4	84	4	192	6	0
<b>TOTALS</b>	<b>75-87</b>	<b>4.38</b>	<b>162</b>	<b>162</b>	<b>20</b>	<b>7</b>	<b>36</b>	<b>1457.1</b>	<b>1481</b>	<b>803</b>	<b>709</b>	<b>212</b>	<b>32</b>	<b>504</b>	<b>30</b>	<b>941</b>	<b>54</b>	<b>7</b>
<b>OPP.</b>	<b>87-75</b>	<b>4.19</b>	<b>162</b>	<b>162</b>	<b>25</b>	<b>11</b>	<b>36</b>	<b>1462</b>	<b>1406</b>	<b>770</b>	<b>681</b>	<b>172</b>	<b>35</b>	<b>590</b>	<b>35</b>	<b>926</b>	<b>58</b>	<b>15</b>

WIN STREAK: 8, June 21-29

LOSING STREAK: 9, May 22-31

# Year-By-Year Statistical Review

## 1988 Angels Batting

PLAYER	AVG	G	AB	R	H	TB	2B	3B	HR	RBI	SH	SF	HP	BB	IBB	SO	SB	CS
Armas	.272	120	368	42	100	163	20	2	13	49	1	2	0	22	0	87	1	3
Bichette	.261	21	46	1	12	14	2	0	0	8	0	4	0	0	0	7	0	0
Boone	.295	122	352	38	104	136	17	0	5	39	9	0	2	29	2	26	2	2
Bosley	.280	35	75	9	21	26	5	0	0	7	1	3	0	6	0	12	1	1
Brown	.220	18	50	4	11	13	2	0	0	3	1	0	0	1	0	12	0	0
Buckner	.209	19	43	1	9	9	0	0	0	9	0	1	0	4	0	0	2	0
Davis, C.	.268	158	600	81	161	259	29	3	21	93	1	10	0	56	14	118	9	10
Davis, D.	.000	6	12	1	0	0	0	0	0	0	0	0	1	0	0	3	0	0
Dorsett	.091	7	11	0	1	1	0	0	0	2	0	0	0	1	0	5	0	0
Downing	.242	135	484	80	117	214	18	2	25	64	5	6	14	81	5	63	3	4
Eppard	.283	56	113	7	32	37	3	1	0	14	2	0	0	11	0	15	0	0
Hendrick	.244	69	127	12	31	41	1	0	3	19	1	3	1	7	1	20	0	1
Howell	.254	154	500	59	127	211	32	2	16	63	4	2	6	46	8	130	2	6
Joyner	.295	158	597	81	176	250	31	2	13	85	0	6	5	55	14	51	8	2
McLemore	.240	77	233	38	56	77	11	2	2	16	5	2	0	25	0	28	13	7
Miller	.221	70	140	21	31	43	4	1	2	7	3	0	5	9	0	29	2	1
Noboa	.063	21	16	4	1	1	0	0	0	0	0	0	0	0	0	1	0	0
Polidor	.148	54	81	4	12	15	3	0	0	4	3	0	0	3	0	11	0	0
Ramos	.133	10	15	3	2	2	0	0	0	0	0	0	0	0	0	0	0	0
Ray	.306	153	602	75	184	258	42	7	6	83	9	8	4	36	2	38	4	1
Redfield	.000	1	2	0	0	0	0	0	0	0	0	0	0	0	0	0	0	0
Schofield	.239	155	527	61	126	167	11	6	6	34	11	2	9	40	0	57	20	5
Walker	.154	33	78	8	12	13	1	0	0	2	2	0	0	6	0	15	2	1
White	.259	122	455	76	118	177	22	2	11	51	5	1	2	23	1	84	17	8
Wynegar	.255	27	55	8	14	23	4	1	1	8	0	2	0	8	1	7	0	0
<b>TOTALS</b>	<b>.261</b>	<b>162</b>	<b>5582</b>	<b>714</b>	<b>1458</b>	<b>2150</b>	<b>258</b>	<b>31</b>	<b>124</b>	<b>660</b>	<b>63</b>	<b>52</b>	<b>49</b>	<b>469</b>	<b>48</b>	<b>819</b>	<b>86</b>	<b>52</b>
<b>OPP.</b>	<b>.270</b>	<b>162</b>	<b>5568</b>	<b>771</b>	<b>1503</b>	<b>2235</b>	<b>253</b>	<b>37</b>	<b>135</b>	<b>711</b>	<b>52</b>	<b>67</b>	<b>42</b>	<b>568</b>	<b>67</b>	<b>817</b>	<b>98</b>	<b>64</b>

## 1988 Angels Designated Hitters

PLAYER	AVG	G	AB	R	H	TB	2B	3B	HR	RBI	SH	SF	HP	BB	IBB	SO	SB	CS
Armas	.091	5	11	1	1	4	0	0	1	1	0	0	0	2	0	2	0	0
Bosley	.250	2	4	1	1	1	0	0	0	1	0	0	0	1	0	1	0	0
Buckner	.184	11	38	1	7	7	0	0	0	3	0	0	0	2	0	0	2	0
Davis, C.	.154	3	13	2	2	5	0	0	1	2	0	0	0	0	0	4	0	0
Downing	.241	132	481	80	116	213	18	2	25	64	5	6	14	81	5	63	3	4
Eppard	.310	10	29	3	9	9	0	0	0	4	1	0	0	2	0	4	0	0
Hendrick	.143	3	7	1	1	1	0	0	0	1	0	0	0	1	1	2	0	0
McLemore	.000	1	1	1	0	0	0	0	0	0	0	0	0	0	0	0	0	0
Miller	.000	1	1	0	0	0	0	0	0	0	0	0	0	0	0	0	0	0
Polidor	.000	1	0	0	0	0	0	0	0	0	0	0	0	0	0	0	0	0
Ray	.304	6	23	1	7	9	2	0	0	5	0	0	0	2	0	2	0	0
<b>TOTALS</b>	<b>.237</b>	<b>162</b>	<b>608</b>	<b>91</b>	<b>144</b>	<b>249</b>	<b>20</b>	<b>2</b>	<b>27</b>	<b>80</b>	<b>6</b>	<b>6</b>	<b>14</b>	<b>91</b>	<b>6</b>	<b>78</b>	<b>5</b>	<b>4</b>

## 1988 Angels Pitching

PITCHER	W-L	ERA	G	GS	CG	SHO	SV	IP	H	R	ER	HR	HB	BB	IB	SO	WP	BK
Buice	2-4	5.88	32	0	0	0	3	41.1	45	29	27	5	0	19	3	38	3	2
Clark	6-6	5.07	15	15	2	1	0	94	120	54	53	8	0	31	6	39	5	2
Cliburn	4-2	4.07	40	1	0	0	0	84	83	45	38	11	6	32	6	42	1	4
Cook	0-1	4.91	3	0	0	0	0	3.2	4	2	2	0	1	1	0	2	1	0
Corbett	2-1	4.14	34	0	0	0	1	45.2	47	23	21	2	0	23	3	28	2	0
DiMichele	0-0	9.64	4	0	0	0	0	4.2	5	5	5	2	0	2	0	1	0	1
Finley	9-15	4.17	31	31	2	0	0	194.1	191	95	90	15	6	82	7	111	5	8
Fraser	12-13	5.41	34	32	2	0	0	194.2	203	129	117	33	9	80	7	86	12	6
Harvey	7-5	2.13	50	0	0	0	17	76	59	22	18	4	1	20	6	67	4	1
Krawczyk	0-1	4.81	14	1	0	0	1	24.1	29	13	13	2	2	8	1	17	2	0
Lazorko	0-1	3.35	10	3	0	0	0	37.2	37	15	14	5	1	16	0	19	0	1
Lovelace	0-0	13.50	3	0	0	0	0	1.1	2	2	2	1	0	3	0	0	0	0
Lugo	0-0	9.00	1	0	0	0	0	2	2	2	2	1	0	1	0	1	0	0
McCaskill	8-6	4.31	23	23	4	2	0	146.1	155	78	70	9	1	61	3	98	13	2
Minton	4-5	2.85	44	0	0	0	7	79	67	37	25	1	3	34	10	46	4	1
Monteleone	0-0	0.00	3	0	0	0	0	4.1	4	0	0	0	1	1	1	3	0	1
Moore	5-2	4.91	27	0	0	0	4	33	48	20	18	4	0	8	2	22	2	4
Petry	3-9	4.38	22	22	4	1	0	139.2	139	70	68	18	6	59	5	64	5	2
Witt	13-16	4.15	34	34	12	2	0	249.2	263	130	115	14	5	87	7	133	9	2
<b>TOTALS</b>	<b>75-87</b>	<b>4.32</b>	<b>162</b>	<b>162</b>	<b>26</b>	<b>9</b>	<b>33</b>	<b>1455.2</b>	<b>1503</b>	<b>771</b>	<b>698</b>	<b>135</b>	<b>42</b>	<b>568</b>	<b>67</b>	<b>817</b>	<b>68</b>	<b>37</b>
<b>OPP.</b>	<b>87-75</b>	<b>3.89</b>	<b>162</b>	<b>162</b>	<b>26</b>	<b>7</b>	<b>48</b>	<b>1460.2</b>	<b>1458</b>	<b>714</b>	<b>632</b>	<b>124</b>	<b>49</b>	<b>469</b>	<b>48</b>	<b>819</b>	<b>35</b>	<b>43</b>

WIN STREAK: 7, July 6-15 & July 27-Aug. 2

LOSING STREAK: 12, Sept. 19-Oct. 2

# Year-By-Year Statistical Review

## 1989 Angels Batting

PLAYER	AVG	G	AB	R	H	TB	2B	3B	HR	RBI	SH	SF	HP	BB	IBB	SO	SB	CS
Anderson	.229	86	223	27	51	59	6	1	0	17	6	1	1	17	0	42	1	2
Armas	.257	60	202	22	52	94	7	1	11	30	0	2	0	7	2	48	0	0
Bichette	.210	48	138	13	29	45	7	0	3	15	0	2	0	6	0	24	3	0
Brady	.500	2	2	0	1	2	1	0	0	1	0	0	0	0	0	1	0	0
Davis	.271	154	560	81	152	244	24	1	22	90	3	6	0	61	12	109	3	0
DiSarcina	.000	2	0	0	0	0	0	0	0	0	0	0	0	0	0	0	0	0
Downing	.283	142	544	59	154	225	25	2	14	59	0	4	6	56	3	87	0	2
Eppard	.250	12	12	0	3	3	0	0	0	2	0	0	0	1	0	4	0	0
Hoffman	.212	48	104	9	22	28	3	0	1	3	4	0	1	3	0	13	0	2
Howell	.228	144	474	56	108	195	19	4	20	52	3	1	3	52	9	125	0	3
Joyner	.282	159	593	78	167	249	30	2	16	79	1	8	6	46	7	58	3	2
McLemore	.243	32	103	12	25	30	3	1	0	14	3	1	1	7	0	19	6	1
Orton	.179	16	39	4	7	8	1	0	0	4	1	0	0	2	0	17	0	0
Parrish	.238	124	433	48	103	168	12	1	17	50	1	4	2	42	6	104	1	1
Ray	.289	134	530	52	153	190	16	3	5	62	4	12	0	36	3	30	6	3
Rose	.211	14	38	4	8	16	1	2	1	3	1	0	1	2	0	10	0	0
Schofield	.228	91	302	42	69	96	11	2	4	26	11	2	3	28	0	47	9	3
Schroeder	.203	41	138	16	28	48	2	0	6	15	3	0	0	3	0	44	0	0
Tingley	.333	4	3	0	1	1	0	0	0	0	0	0	0	1	0	0	0	0
Venable	.358	20	53	7	19	23	4	0	0	4	3	0	0	1	0	16	0	0
Washington	.273	110	418	53	114	179	18	4	13	42	3	1	2	27	3	84	13	5
White	.245	156	636	86	156	236	18	13	12	56	7	2	2	31	3	129	44	16
<b>TOTALS</b>	<b>.256</b>	<b>162</b>	<b>5545</b>	<b>669</b>	<b>1422</b>	<b>2139</b>	<b>208</b>	<b>37</b>	<b>145</b>	<b>624</b>	<b>54</b>	<b>46</b>	<b>28</b>	<b>429</b>	<b>48</b>	<b>1011</b>	<b>89</b>	<b>40</b>
<b>OPP.</b>	<b>.253</b>	<b>162</b>	<b>5470</b>	<b>578</b>	<b>1384</b>	<b>1968</b>	<b>201</b>	<b>22</b>	<b>113</b>	<b>551</b>	<b>54</b>	<b>50</b>	<b>29</b>	<b>465</b>	<b>19</b>	<b>897</b>	<b>111</b>	<b>42</b>

## 1989 Angels Designated Hitters

PLAYER	AVG	G	AB	R	H	TB	2B	3B	HR	RBI	SH	SF	HP	BB	IBB	SO	SB	CS
Anderson	.333	1	3	0	1	1	0	0	0	1	1	0	0	0	0	0	0	0
Armas	.278	6	18	4	5	13	2	0	2	4	0	1	0	1	1	4	0	0
Davis	.227	6	22	1	5	8	3	0	0	2	0	0	0	2	0	7	0	0
Downing	.284	141	543	59	154	225	25	2	14	59	0	4	6	56	3	87	0	2
Hoffman	.000	1	4	0	0	0	0	0	0	0	0	0	0	0	0	0	0	0
Parrish	.250	2	8	0	2	4	2	0	0	2	0	0	0	0	0	1	0	0
Washington	.214	7	28	2	6	8	0	1	0	3	0	0	0	2	0	5	0	0
White	.000	1	0	1	0	0	0	0	0	0	0	0	0	0	0	0	0	0
<b>TOTALS</b>	<b>.277</b>	<b>162</b>	<b>629</b>	<b>67</b>	<b>174</b>	<b>260</b>	<b>32</b>	<b>3</b>	<b>16</b>	<b>72</b>	<b>1</b>	<b>5</b>	<b>6</b>	<b>61</b>	<b>4</b>	<b>105</b>	<b>0</b>	<b>2</b>

## 1989 Angels Pitching

PITCHER	W-L	ERA	G	GS	CG	SHO	SV	IP	H	R	ER	HR	HB	BB	IB	SO	WP	BK
Abbott	12-12	3.92	29	29	4	2	0	181.1	190	95	79	13	4	74	3	115	8	2
Blyleven	17-5	2.73	33	33	8	5	0	241	225	76	73	14	8	44	2	131	2	0
Clark	0-2	4.91	4	2	0	0	0	11	13	8	6	0	0	3	0	7	2	1
Corbett	0-0	3.38	4	0	0	0	0	5.1	3	2	2	1	0	1	0	3	0	0
Fetters	0-0	8.10	1	0	0	0	0	3.1	5	4	3	1	0	1	0	4	2	0
Finley	16-9	2.57	29	29	9	1	0	199.2	171	64	57	13	2	82	0	156	4	2
Fraser	4-7	3.24	44	0	0	0	2	91.2	80	33	33	6	5	23	4	46	5	0
Harvey	3-3	3.44	51	0	0	0	25	55	36	21	21	6	0	41	1	78	5	0
McCaskill	15-10	2.93	32	32	6	4	0	212	202	73	69	16	3	59	1	107	7	2
McClure	6-1	1.55	48	0	0	0	3	52.1	39	14	9	2	1	15	1	36	2	2
Minton	4-3	2.20	62	0	0	0	8	90	76	22	22	4	2	37	4	42	3	0
Monteleone	2-2	3.18	24	0	0	0	0	39.2	39	15	14	3	1	13	1	27	2	0
Petry	3-2	5.47	19	4	0	0	0	51	53	32	31	8	1	23	0	21	2	0
Witt	9-15	4.54	33	33	5	0	0	220	252	119	111	26	2	48	1	123	7	0
<b>TOTALS</b>	<b>91-71</b>	<b>3.28</b>	<b>162</b>	<b>162</b>	<b>32</b>	<b>20</b>	<b>38</b>	<b>1454.1</b>	<b>1384</b>	<b>578</b>	<b>530</b>	<b>113</b>	<b>29</b>	<b>465</b>	<b>19</b>	<b>897</b>	<b>51</b>	<b>9</b>
<b>OPP.</b>	<b>71-91</b>	<b>3.67</b>	<b>162</b>	<b>162</b>	<b>32</b>	<b>9</b>	<b>35</b>	<b>1447.2</b>	<b>1422</b>	<b>669</b>	<b>591</b>	<b>145</b>	<b>28</b>	<b>429</b>	<b>48</b>	<b>1011</b>	<b>47</b>	<b>11</b>

WIN STREAK: 7, July 18-25

LOSING STREAK: 7, June 7-14

# Year-By-Year Statistical Review

## 1990 Angels Batting

PLAYER	AVG	G	AB	R	H	TB	2B	3B	HR	RBI	SH	SF	HP	BB	IBB	SO	SB	CS
Anderson	.229	86	223	27	51	59	6	1	0	17	6	1	1	17	0	42	1	2
Bichette	.255	109	349	40	89	151	15	1	15	53	1	2	3	16	1	79	5	2
Coachman	.311	16	45	3	14	17	3	0	0	5	1	0	2	1	0	7	0	1
Davis	.265	113	412	58	109	164	17	1	12	58	0	3	0	61	4	89	1	2
DiSarcina	.140	18	57	8	8	11	1	1	0	0	1	0	0	3	0	10	1	0
Downing	.273	96	330	47	90	154	18	2	14	51	0	4	6	50	2	45	0	0
Hill	.264	103	352	36	93	124	18	2	3	32	6	4	1	29	1	27	1	2
Howeli	.228	105	316	35	72	117	19	1	8	33	1	2	1	46	5	61	3	0
Joyner	.268	83	310	35	83	122	15	0	8	41	1	5	1	41	4	34	2	1
McLemore	.146	20	48	4	7	9	2	0	0	2	1	0	0	4	0	9	1	0
Orton	.190	31	84	8	16	24	5	0	1	6	2	0	1	5	0	31	0	1
Parrish	.268	133	470	54	126	212	14	0	24	70	0	2	5	46	4	107	2	2
Polonia	.336	109	381	50	128	159	7	9	2	32	3	3	1	25	1	42	20	14
Ray	.277	105	404	47	112	150	23	0	5	43	3	3	0	19	2	44	2	3
Rose	.385	7	13	5	5	8	0	0	1	2	1	0	0	2	0	1	0	0
Schofield	.255	99	310	41	79	92	8	1	1	18	13	2	2	52	3	61	3	4
Schroeder	.224	18	58	7	13	28	3	0	4	9	0	0	0	1	0	10	0	0
Schu	.268	61	157	19	42	68	8	0	6	14	0	1	0	11	0	25	0	0
Stevens	.214	67	248	28	53	84	10	0	7	32	2	3	0	22	3	75	1	1
Tingley	.000	5	3	0	0	0	0	0	0	0	0	0	0	1	0	0	0	0
Venable	.259	93	189	26	49	76	9	3	4	21	7	2	0	24	2	31	5	1
Washington	.176	12	34	3	6	10	1	0	1	3	0	0	0	2	0	8	1	0
White	.217	125	443	57	96	152	17	3	11	44	10	3	3	44	5	116	21	6
Winfield	.275	112	414	63	114	193	18	2	19	72	1	6	1	48	3	68	0	15
<b>TOTALS</b>	<b>.260</b>	<b>162</b>	<b>5570</b>	<b>690</b>	<b>1448</b>	<b>2180</b>	<b>237</b>	<b>27</b>	<b>147</b>	<b>646</b>	<b>58</b>	<b>45</b>	<b>28</b>	<b>566</b>	<b>41</b>	<b>1000</b>	<b>69</b>	<b>43</b>
<b>OPP.</b>	<b>.267</b>	<b>162</b>	<b>5548</b>	<b>706</b>	<b>1482</b>	<b>2103</b>	<b>235</b>	<b>34</b>	<b>106</b>	<b>660</b>	<b>47</b>	<b>46</b>	<b>38</b>	<b>544</b>	<b>25</b>	<b>944</b>	<b>91</b>	<b>69</b>

## 1990 Angels Designated Hitters

PLAYER	AVG	G	AB	R	H	TB	2B	3B	HR	RBI	SH	SF	HP	BB	IBB	SO	SB	CS
Coachman	.000	2	5	0	0	0	0	0	0	0	0	0	0	0	0	1	0	0
Davis	.284	60	225	35	64	97	13	1	6	30	0	2	0	34	3	43	0	2
Downing	.280	87	322	47	90	154	18	2	14	51	0	4	6	49	2	44	0	0
Hill	.000	1	1	0	0	0	0	0	0	0	0	0	0	0	0	0	0	0
Parrish	.500	1	4	1	2	4	1	0	0	1	0	0	0	0	0	0	0	0
Polonia	.333	11	45	3	15	16	1	0	0	3	0	0	0	1	0	5	2	3
Ray	.250	1	4	0	1	1	0	0	0	0	0	0	0	0	0	0	0	0
Winfield	.364	3	11	3	4	8	1	0	1	2	0	0	0	4	0	3	0	0
<b>TOTALS</b>	<b>.285</b>	<b>162</b>	<b>617</b>	<b>89</b>	<b>176</b>	<b>280</b>	<b>35</b>	<b>3</b>	<b>21</b>	<b>87</b>	<b>0</b>	<b>7</b>	<b>6</b>	<b>88</b>	<b>5</b>	<b>96</b>	<b>2</b>	<b>5</b>

## 1990 Angels Pitching

PITCHER	W-L	ERA	G	GS	CG	SHO	SV	IP	H	R	ER	HR	HB	BB	IB	SO	WP	BK
Abbott	10-14	4.51	33	33	4	1	0	211.2	246	116	106	16	5	72	6	105	4	3
Bailes	2-0	6.37	27	0	0	0	0	35.1	46	30	25	8	1	20	0	16	0	0
Blyleven	8-7	5.24	23	23	2	0	0	134	163	85	78	15	7	25	0	69	5	0
Clear	0-0	5.87	4	0	0	0	0	7.2	5	7	5	0	2	9	0	6	1	0
Corbett	0-0	9.00	4	0	0	0	0	5	8	5	5	0	0	3	0	2	0	0
Eichhorn	2-5	3.08	60	0	0	0	13	84.2	98	36	29	2	6	23	0	69	2	0
Fetters	1-1	4.12	26	2	0	0	1	67.2	77	33	31	9	2	20	0	35	3	0
Finley	18-9	2.40	32	32	7	2	0	236	210	77	63	17	2	81	3	177	9	0
Fraser	5-4	3.08	45	0	0	0	2	76	69	29	26	4	0	24	3	32	1	0
Graha	3-4	4.98	8	8	0	0	0	43.1	51	30	24	3	3	23	1	25	1	0
Harvey	4-4	3.22	54	0	0	0	25	64.1	45	24	23	4	0	35	6	82	7	1
Hill	0-0	0.00	1	0	0	0	0	1	0	0	0	0	0	1	0	1	0	0
Langston	10-17	4.40	33	33	5	1	0	223	215	120	109	13	5	104	1	195	8	0
Lewis	1-1	2.20	2	2	1	0	0	15.1	10	4	4	2	0	2	0	9	0	0
McCaskill	12-11	3.25	29	29	2	1	0	174.1	161	77	63	9	2	72	1	78	6	1
McClure	2-0	6.43	11	0	0	0	0	7	7	6	5	0	0	3	0	6	0	1
Minton	1-1	2.35	11	0	0	0	0	15.1	11	4	4	1	1	7	1	4	0	0
Richardson	0-0	0.00	1	0	0	0	0	.1	1	0	0	0	0	0	0	0	0	0
Wilt	0-3	1.77	10	0	0	0	1	20.1	19	9	4	1	1	13	2	14	1	0
Young	1-1	3.52	17	0	0	0	0	30.2	40	14	12	2	1	7	1	19	1	0
<b>TOTALS</b>	<b>80-82</b>	<b>3.79</b>	<b>162</b>	<b>162</b>	<b>21</b>	<b>13</b>	<b>42</b>	<b>1454</b>	<b>1482</b>	<b>706</b>	<b>613</b>	<b>106</b>	<b>8</b>	<b>544</b>	<b>25</b>	<b>944</b>	<b>50</b>	<b>6</b>
<b>OPP.</b>	<b>82-80</b>	<b>3.72</b>	<b>162</b>	<b>162</b>	<b>12</b>	<b>6</b>	<b>55</b>	<b>1458.1</b>	<b>1448</b>	<b>690</b>	<b>602</b>	<b>147</b>	<b>28</b>	<b>566</b>	<b>41</b>	<b>1000</b>	<b>41</b>	<b>5</b>

WIN STREAK: 7, May 21-27

LOSING STREAK: 5, May 3-7

# Year-By-Year Statistical Review

## 1991 Angels Batting

PLAYER	AVG	G	AB	R	H	TB	2B	3B	HR	RBI	SH	SF	HP	BB	IBB	SO	SB	CS
Abner	.228	41	101	12	23	37	6	1	2	9	0	0	0	4	0	18	1	2
Amaro	.217	10	23	0	5	6	1	0	0	2	0	0	0	3	1	3	0	0
Cron	.133	6	15	0	2	2	0	0	0	0	0	0	0	2	0	5	0	0
Davis	.000	3	2	0	0	0	0	0	0	0	0	0	0	0	0	0	0	0
DiSarcina	.211	18	57	5	12	14	2	0	0	3	2	0	2	3	0	4	0	0
Felix	.283	66	230	32	65	85	10	2	2	26	0	2	3	11	0	55	7	5
Flora	.125	3	8	1	1	1	0	0	0	0	1	0	0	1	0	5	1	0
Gaetti	.246	152	586	58	144	222	22	1	18	66	2	5	8	33	3	104	5	5
Gallagher	.293	90	270	32	79	99	17	0	1	30	10	0	2	24	0	43	2	4
Hill	.239	77	209	36	50	63	8	1	1	20	3	0	0	30	1	21	1	0
Howell	.210	32	81	11	17	25	2	0	2	7	0	0	0	11	0	11	1	1
Joyner	.301	143	551	79	166	269	34	3	21	96	2	5	1	52	4	66	2	0
Lyons	.200	2	5	0	1	1	0	0	0	0	0	0	0	0	0	0	0	0
Marshall	.000	2	7	0	0	0	0	0	0	0	0	0	0	0	0	1	0	0
Orton	.203	29	69	7	14	18	4	0	0	3	4	0	1	10	0	17	0	1
Parker	.232	119	466	45	108	167	22	2	11	56	0	3	3	29	3	91	3	2
Parrish	.216	119	402	38	87	156	12	0	19	51	0	3	5	35	2	117	0	1
Polonia	.296	150	604	92	179	229	28	8	2	50	2	3	1	52	4	74	48	23
Rose	.277	22	65	5	18	28	5	1	1	8	0	1	0	3	0	13	0	0
Schofield	.225	134	427	44	96	111	9	3	0	31	7	0	3	50	2	69	8	4
Sojo	.258	113	364	38	94	119	14	1	3	20	19	0	5	14	0	26	5	2
Stevens	.293	18	58	8	17	24	7	0	0	9	1	1	0	6	2	12	1	2
Tingley	.200	45	115	11	23	33	7	0	1	13	4	0	1	8	0	34	1	1
Venable	.246	82	187	24	46	67	8	2	3	21	4	2	2	11	2	30	2	1
Winfield	.262	150	568	75	149	268	27	4	28	86	2	6	1	56	4	109	7	2
<b>TOTALS</b>	<b>.255</b>	<b>162</b>	<b>5470</b>	<b>653</b>	<b>1396</b>	<b>2044</b>	<b>245</b>	<b>29</b>	<b>115</b>	<b>607</b>	<b>63</b>	<b>31</b>	<b>38</b>	<b>448</b>	<b>28</b>	<b>928</b>	<b>94</b>	<b>56</b>
<b>OPP.</b>	<b>.250</b>	<b>162</b>	<b>5399</b>	<b>649</b>	<b>1351</b>	<b>2066</b>	<b>250</b>	<b>21</b>	<b>141</b>	<b>609</b>	<b>43</b>	<b>35</b>	<b>38</b>	<b>543</b>	<b>29</b>	<b>990</b>	<b>89</b>	<b>72</b>

## 1991 Angels Designated Hitters

PLAYER	AVG	G	AB	R	H	TB	2B	3B	HR	RBI	SH	SF	HP	BB	IBB	SO	SB	CS
Abner	.000	3	0	1	0	0	0	0	0	0	0	0	0	0	0	0	0	0
Amaro	.000	1	0	0	0	0	0	0	0	0	0	0	0	0	0	0	0	0
Cron	.000	1	1	0	0	0	0	0	0	0	0	0	0	0	0	0	0	0
Gallagher	1.000	2	2	0	2	3	1	0	0	0	0	0	0	0	0	0	0	0
Howell	.000	1	1	0	0	0	0	0	0	0	0	0	0	0	0	0	0	0
Marshall	.000	1	3	0	0	0	0	0	0	0	0	0	0	0	0	0	0	0
Orton	.000	1	0	0	0	0	0	0	0	0	0	0	0	0	0	0	0	0
Parker	.232	119	466	45	108	167	22	2	11	56	0	3	3	29	3	91	3	2
Parrish	.143	5	2	2	3	6	0	0	1	1	0	0	0	3	0	5	0	0
Polonia	.313	4	16	3	5	5	0	0	0	0	0	0	0	0	0	3	2	1
Sojo	.000	1	0	1	0	0	0	0	0	0	0	0	0	0	0	0	0	0
Venable	.000	3	1	1	0	0	0	0	0	0	0	0	0	0	0	0	0	1
Winfield	.256	34	125	14	32	52	5	0	5	16	1	1	0	16	2	31	3	1
<b>TOTALS</b>	<b>.236</b>	<b>162</b>	<b>636</b>	<b>67</b>	<b>150</b>	<b>223</b>	<b>28</b>	<b>2</b>	<b>17</b>	<b>73</b>	<b>1</b>	<b>4</b>	<b>3</b>	<b>48</b>	<b>5</b>	<b>130</b>	<b>8</b>	<b>5</b>

## 1991 Angels Pitching

PITCHER	W-L	ERA	G	GS	CG	SHO	SV	IP	H	R	ER	HR	HB	BB	IB	SO	WP	BK
Abbott, J.	18-11	2.89	34	34	5	1	0	243	222	85	78	14	5	73	6	158	1	4
Abbott, K.	1-2	4.58	5	3	0	0	0	19.2	22	11	10	2	1	13	0	12	1	1
Bailes	1-2	4.18	42	0	0	0	0	51.2	41	26	24	5	4	22	5	41	2	0
Bannister	0-0	3.96	16	0	0	0	0	25	25	12	11	5	0	10	1	16	1	0
Beasley	0-1	3.38	22	0	0	0	0	26.2	26	14	10	2	1	10	1	14	2	0
Eichhorn	3-3	1.98	70	0	0	0	1	81.2	63	21	18	2	2	13	1	49	0	0
Fetters	2-5	4.84	19	4	0	0	0	44.2	53	29	24	4	3	28	2	24	4	0
Finley	18-9	3.80	34	34	4	2	0	227.1	205	102	96	23	8	101	1	171	6	3
Grahe	3-7	4.81	18	10	1	0	0	73	84	43	39	2	3	33	0	40	2	0
Harvey	2-4	1.60	67	0	0	0	46★	78.2	51	20	14	6	1	17	3	101	2	2
Langston	19-8	3.00	34	34	7	0	0	246.1	190	89	82	30	2	96	3	183	6	0
Lewis	3-5	6.27	16	11	0	0	0	60.1	81	43	42	9	2	21	0	37	3	0
McCaskill	10-19★	4.26	30	30	1	0	0	177.2	193	93	84	19	3	66	1	71	6	0
McClure	0-0	9.31	13	0	0	0	0	9.2	13	11	10	3	1	5	0	5	2	1
Robinson	0-3	5.37	39	0	0	0	3	57	56	34	34	9	2	29	4	57	10	0
Valenzuela	0-2	12.15	2	2	0	0	0	6.2	14	10	9	3	0	3	0	5	1	0
Young	1-0	4.26	11	0	0	0	0	12.2	12	6	6	3	0	3	1	6	0	0
<b>TOTALS</b>	<b>81-81</b>	<b>3.69</b>	<b>162</b>	<b>162</b>	<b>18</b>	<b>10</b>	<b>50</b>	<b>1441.2</b>	<b>1351</b>	<b>649</b>	<b>591</b>	<b>141</b>	<b>38</b>	<b>543</b>	<b>29</b>	<b>990</b>	<b>49</b>	<b>11</b>
<b>OPP.</b>	<b>81-81</b>	<b>3.58</b>	<b>162</b>	<b>162</b>	<b>20</b>	<b>15</b>	<b>42</b>	<b>1441.1</b>	<b>1396</b>	<b>653</b>	<b>573</b>	<b>115</b>	<b>38</b>	<b>448</b>	<b>28</b>	<b>928</b>	<b>61</b>	<b>6</b>

WIN STREAK: 5, June 1-6

LOSING STREAK: 7, July 4-13 & July 31-Aug. 6

# Year-By-Year Statistical Review

## 1992 Angels Batting

PLAYER	AVG	G	AB	R	H	TB	2B	3B	HR	RBI	SH	SF	HP	BB	IBB	SO	SB	CS
Brooks	.216	82	306	28	66	103	13	0	8	36	0	1	1	12	3	46	3	3
Curtis	.259	139	441	59	114	164	16	2	10	46	5	4	6	51	2	71	43	18
Davis	.250	40	104	5	26	34	8	0	0	16	0	1	0	13	2	9	0	0
DiSarcina	.247	157	518	48	128	156	19	0	3	42	5	3	7	20	0	50	9	7
Ducey	.237	31	59	4	14	17	3	0	0	2	0	1	0	5	0	12	2	3
Easley	.258	47	151	14	39	47	5	0	1	12	2	1	3	8	0	26	9	5
Felix	.246	139	509	63	125	184	22	5	9	72	5	9	2	33	5	128	8	8
Fitzgerald	.212	95	189	19	40	60	2	0	6	17	3	0	0	22	0	34	2	2
Gaetti	.226	130	456	41	103	156	13	2	12	48	0	3	6	21	4	79	3	1
Gonzales	.277	104	329	47	91	131	17	1	7	38	5	1	4	41	1	46	7	4
Gonzalez	.182	33	55	4	10	12	2	0	0	2	1	1	0	7	1	20	0	1
Hayes	.225	94	307	35	69	100	17	1	4	29	3	3	0	37	4	54	11	6
Langston	.000	33	2	1	0	0	0	0	0	0	0	0	0	0	0	2	0	0
Morris	.193	43	57	4	11	15	1	0	1	3	1	0	1	4	1	11	1	0
Myers	.235	8	17	0	4	5	1	0	0	0	1	0	0	0	0	6	0	0
Oberkfell	.264	41	91	6	24	25	1	0	0	10	0	2	0	8	2	5	0	1
Orton	.219	43	114	11	25	34	3	0	2	12	2	0	2	7	0	32	1	1
Parrish	.229	24	83	7	19	33	2	0	4	11	1	1	0	5	1	22	0	0
Polonia	.286	149	577	83	165	190	17	4	0	35	8	4	1	45	6	64	51	21*
Rose	.214	30	84	10	18	29	5	0	2	10	1	1	2	8	1	9	1	1
Salmon	.177	23	79	8	14	21	1	0	2	6	0	1	1	11	1	23	1	1
Schofield	.333	1	3	0	1	1	0	0	0	0	0	0	0	1	0	0	0	0
Sojo	.272	106	368	37	100	139	12	3	7	43	7	1	1	14	0	24	7	11
Stevens	.221	106	312	25	69	109	19	0	7	37	1	2	1	29	6	64	1	4
Tingley	.197	71	127	15	25	38	2	1	3	8	5	0	2	13	0	35	0	1
Williams	.231	14	26	5	6	9	1	1	0	2	0	0	0	1	0	10	0	2
<b>TOTALS</b>	<b>.243</b>	<b>162</b>	<b>5364</b>	<b>579</b>	<b>1306</b>	<b>1812</b>	<b>202</b>	<b>20</b>	<b>88</b>	<b>537</b>	<b>56</b>	<b>40</b>	<b>40</b>	<b>416</b>	<b>40</b>	<b>882</b>	<b>160</b>	<b>101</b>
<b>OPP.</b>	<b>.264</b>	<b>162</b>	<b>5484</b>	<b>671</b>	<b>1449</b>	<b>2094</b>	<b>221</b>	<b>17</b>	<b>130</b>	<b>626</b>	<b>47</b>	<b>50</b>	<b>39</b>	<b>532</b>	<b>40</b>	<b>888</b>	<b>120</b>	<b>70</b>

## 1992 Angels Designated Hitters

PLAYER	AVG	G	AB	R	H	TB	2B	3B	HR	RBI	SH	SF	HP	BB	IBB	SO	SB	CS
Brooks	.218	70	275	28	60	97	13	0	8	34	0	1	1	10	2	43	3	3
Curtis	.000	1	0	1	0	0	0	0	0	0	0	0	0	0	0	0	0	0
Davis	.208	9	24	0	5	6	1	0	0	1	0	0	0	5	0	2	0	0
Ducey	.000	1	3	0	0	0	0	0	0	0	0	0	0	0	0	1	0	1
Felix	.267	8	30	4	8	11	1	1	0	6	0	1	0	2	1	8	0	0
Fitzgerald	.500	1	2	0	1	1	0	0	0	0	0	0	0	0	0	0	0	0
Gaetti	.230	17	61	6	14	24	1	0	3	4	0	0	1	3	0	15	0	1
Gonzalez	.000	1	0	0	0	0	0	0	0	0	0	0	0	0	0	0	0	0
Hayes	.412	5	17	5	7	10	3	0	0	1	0	0	0	0	0	3	0	0
Langston	.000	1	2	1	0	0	0	0	0	0	0	0	0	0	0	2	0	0
Morris	.000	6	11	0	0	0	0	0	0	0	1	0	1	1	1	2	0	0
Oberkfell	.200	5	20	1	4	4	0	0	0	2	0	0	0	0	0	2	0	0
Parrish	.125	2	8	0	1	1	0	0	0	1	0	0	0	0	0	3	0	0
Polonia	.314	47	188	30	59	71	8	2	0	12	3	1	1	12	2	20	15	9
Stevens	.167	2	6	1	1	1	0	0	0	1	0	0	0	1	0	1	0	0
Williams	.000	2	0	0	0	0	0	0	0	0	0	0	0	0	0	0	0	1
<b>TOTALS</b>	<b>.247</b>	<b>162</b>	<b>647</b>	<b>77</b>	<b>160</b>	<b>226</b>	<b>27</b>	<b>3</b>	<b>11</b>	<b>62</b>	<b>4</b>	<b>3</b>	<b>4</b>	<b>34</b>	<b>6</b>	<b>102</b>	<b>18</b>	<b>15</b>

## 1992 Angels Pitching

PITCHER	W-L	ERA	G	GS	CG	SHO	SV	IP	H	R	ER	HR	HB	BB	IB	SO	WP	BK
Abbott	7-15	2.77	29	29	7	0	0	211	208	73	65	12	4	68	3	130	2	0
Bailes	3-1	7.45	32	0	0	0	0	38.2	59	34	32	7	1	28	4	25	2	1
Byleven	8-12	4.74	25	24	1	0	0	133	150	76	70	17	5	29	2	70	3	1
Butcher	2-2	3.25	19	0	0	0	0	27.2	29	11	10	3	2	13	1	24	0	0
Crim	7-6	5.17	57	0	0	0	1	87	100	56	50	11	6	29	6	30	4	0
Eichhorn	2-4	2.38	42	0	0	0	2	56.2	51	19	15	2	0	18	8	42	3	1
Finley	7-12	3.96	31	31	4	1	0	204.1	212	99	90	24	3	98	2	124	6	0
Fortugno	1-1	5.18	14	5	1	1	1	41.2	37	24	24	5	0	19	0	31	2	1
Frey	4-2	3.57	51	0	0	0	4	45.1	39	18	18	6	2	22	3	24	1	0
Grahe	5-6	3.52	46	7	0	0	21	94.2	85	37	37	5	6	39	2	39	3	0
Harvey	0-4	2.83	25	0	0	0	13	28.2	22	12	9	4	0	11	1	34	4	0
Hathaway	0-0	7.94	2	1	0	0	0	5.2	8	5	5	1	0	3	0	1	0	0
Langston	13-14	3.66	32	32	9	2	0	229	206	103	93	14	6	74	2	174	5	0
Lewis	4-0	3.99	21	2	0	0	0	38.1	36	18	17	3	2	14	1	18	1	1
Robinson	1-0	2.20	3	3	0	0	0	16.1	19	4	4	1	0	3	0	9	1	0
Valera	8-11	3.73	30	28	4	2	0	188	188	82	78	15	2	64	5	113	5	0
<b>TOTALS</b>	<b>72-90</b>	<b>3.84</b>	<b>162</b>	<b>162</b>	<b>26</b>	<b>13</b>	<b>42</b>	<b>1446</b>	<b>1449</b>	<b>671</b>	<b>617</b>	<b>130</b>	<b>39</b>	<b>532</b>	<b>40</b>	<b>888</b>	<b>42</b>	<b>5</b>
<b>OPP.</b>	<b>90-72</b>	<b>3.14</b>	<b>162</b>	<b>162</b>	<b>27</b>	<b>15</b>	<b>45</b>	<b>1454</b>	<b>1306</b>	<b>579</b>	<b>507</b>	<b>88</b>	<b>40</b>	<b>416</b>	<b>40</b>	<b>882</b>	<b>33</b>	<b>12</b>

WIN STREAK: 6, July 10-18

LOSING STREAK: 11, June 28-July 9

# Year-By-Year Statistical Review

## 1993 Angels Batting

PLAYER	AVG	G	AB	R	H	TB	2B	3B	HR	RBI	SH	SF	HP	BB	IBB	SO	SB	CS
Correia	.266	64	128	12	34	39	5	0	0	9	5	0	4	6	0	20	2	4
Curtis	.285	152	583	94	166	215	25	3	6	59	7	7	4	70	2	89	48	24★
Davis	.243	153	573	74	139	252	32	0	27	112	0	0	1	71	12	135	4	1
DiSarcina	.238	126	416	44	99	130	20	1	3	45	5	3	6	15	0	38	5	7
Easley	.313	73	230	33	72	95	13	2	2	22	1	2	3	28	2	35	6	6
Edmonds	.246	18	61	5	15	21	4	1	0	4	0	0	0	2	1	16	0	2
Gaetti	.180	20	50	3	9	11	2	0	0	4	0	1	0	5	0	12	1	0
Gonzales, L	.500	2	2	0	1	1	0	0	0	1	0	0	0	1	0	0	0	0
Gonzales, R	.251	118	335	34	84	107	17	0	2	31	2	2	1	49	2	45	5	5
Gruber	.277	18	65	10	18	30	3	0	3	9	2	0	1	2	0	11	0	0
Javier	.291	92	237	33	69	96	10	4	3	28	1	3	1	27	1	33	12	2
Lovullo	.251	116	367	42	92	130	20	0	6	30	3	2	1	36	1	49	7	6
Myers	.255	108	290	27	74	105	10	0	7	40	3	3	2	17	2	47	3	3
Orton	.189	37	95	5	18	26	5	0	1	4	2	0	1	7	0	24	1	2
Perez	.250	52	180	16	45	67	6	2	4	30	0	1	2	9	0	39	5	4
Polonia	.271	152	576	75	156	188	17	6	1	32	8	3	2	48	7	53	55	24★
Salmon	.283	142	515	93	146	276	35	1	31	95	0	8	5	82	5	135	5	6
Snow	.241	129	419	60	101	171	18	2	16	57	7	6	2	55	4	88	3	0
Stillwell	.262	22	61	2	16	22	2	2	0	3	1	2	0	4	0	11	2	0
Tingley	.200	58	90	7	18	25	7	0	0	12	3	1	1	9	0	22	1	2
Turner	.280	25	75	9	21	29	5	0	1	13	0	1	1	9	0	16	1	1
Van Burkleeo	.152	12	33	2	5	11	3	0	1	1	0	0	0	6	0	9	1	0
Walewander	.125	12	8	2	1	1	0	0	0	3	0	1	0	5	0	1	1	1
<b>TOTALS</b>	<b>.260</b>	<b>162</b>	<b>5391</b>	<b>684</b>	<b>1399</b>	<b>2048</b>	<b>259</b>	<b>24</b>	<b>114</b>	<b>644</b>	<b>50</b>	<b>46</b>	<b>38</b>	<b>564</b>	<b>39</b>	<b>930</b>	<b>169</b>	<b>100</b>
<b>OPP.</b>	<b>.270</b>	<b>162</b>	<b>5488</b>	<b>770</b>	<b>1482</b>	<b>2239</b>	<b>268</b>	<b>15</b>	<b>153</b>	<b>732</b>	<b>53</b>	<b>61</b>	<b>51</b>	<b>550</b>	<b>35</b>	<b>843</b>	<b>122</b>	<b>52</b>

## 1993 Angels Designated Hitters

PLAYER	AVG	G	AB	R	H	TB	2B	3B	HR	RBI	SH	SF	HP	BB	IBB	SO	SB	CS
Correia	.000	6	0	1	0	0	0	0	0	0	0	0	0	0	0	0	0	0
Davis	.243	150	572	74	139	252	32	0	27	112	0	0	1	70	12	135	4	1
Easley	1.000	1	1	0	1	2	1	0	0	0	0	0	0	0	0	0	0	0
Gaetti	.176	5	17	2	3	3	0	0	0	3	0	1	0	2	0	4	0	0
Gruber	.000	1	4	0	0	0	0	0	0	1	0	0	0	0	0	2	0	0
Javier	.500	1	2	0	1	1	0	0	0	0	0	0	0	0	0	1	0	0
Myers	.429	2	7	0	3	3	0	0	0	2	0	0	0	0	0	0	0	0
Perez	.000	3	1	1	0	0	0	0	0	0	0	0	0	0	0	0	0	0
Polonia	.188	4	16	2	3	3	0	0	0	0	0	0	0	1	0	3	1	3
Salmon	.750	1	4	2	3	5	2	0	0	1	0	0	0	1	0	1	0	0
Walewander	.000	3	0	0	0	0	0	0	0	0	0	0	0	0	0	0	0	1
Walton	.000	4	0	1	0	0	0	0	0	0	0	0	0	0	0	0	0	0
<b>TOTALS</b>	<b>.245</b>		<b>624</b>	<b>83</b>	<b>153</b>	<b>269</b>	<b>35</b>	<b>0</b>	<b>27</b>	<b>119</b>	<b>0</b>	<b>1</b>	<b>1</b>	<b>74</b>	<b>12</b>	<b>146</b>	<b>5</b>	<b>5</b>

## 1993 Angels Pitching

PITCHER	W-L	ERA	G	GS	CG	SHO	SV	IP	H	R	ER	HR	HB	BB	IB	SO	WP	BK
Anderson	0-0	3.97	4	1	0	0	0	11.1	11	5	5	1	0	2	0	4	0	0
Butcher	1-0	2.86	23	0	0	0	8	28.1	21	12	9	2	2	15	1	24	0	0
Crim	2-2	5.87	11	0	0	0	0	15.1	17	11	10	2	2	5	1	10	0	0
Davis	0-0	0.00	1	0	0	0	0	2	0	0	0	0	1	0	0	0	0	0
Farrell	3-12	7.35	21	17	0	0	0	90.2	110	74	74	22	7	44	3	45	3	0
Finley	16-14	3.15	35	35	13★	2	0	251.1	243	108	88	22	6	82	1	187	8	1
Frey	2-3	2.98	55	0	0	0	13	48.1	41	20	16	1	3	26	1	22	3	0
Gonzales	0-0	0.00	1	0	0	0	0	1	0	0	0	0	0	0	0	0	0	0
Grahe	4-1	2.86	45	0	0	0	11	56.2	54	22	18	5	2	25	4	31	3	0
Hathaway	4-3	5.02	11	11	0	0	0	57.1	71	35	32	6	5	26	1	11	5	1
Holzemer	0-3	8.87	5	4	0	0	0	23.1	34	24	23	2	3	13	0	10	1	0
Langston	16-11	3.20	35	35	7	0	0	256.1	220	100	91	22	1	85	2	196	10	2
Lettwich	4-6	3.79	12	12	1	0	0	80.2	81	35	34	5	3	27	1	31	1	0
Lewis	1-2	4.22	15	4	0	0	0	32	37	16	15	3	2	12	1	10	1	0
Linton	2-0	7.71	19	0	0	0	0	25.2	35	22	22	8	0	14	1	19	2	0
Magrane	3-2	3.94	8	8	0	0	0	48	48	27	21	4	0	21	0	24	4	0
Nelson	0-5	3.08	46	0	0	0	4	52.2	50	25	18	3	2	23	4	31	1	0
Nielsen	0-0	8.03	10	0	0	0	0	12.1	18	13	11	1	1	4	0	8	0	1
Patterson	1-1	4.58	46	0	0	0	1	59	54	30	7	0	0	35	5	36	2	0
Sanderson	7-1	4.46	21	21	4	1	0	135.1	153	77	67	15	5	27	5	66	1	2
Scott	1-2	5.85	16	0	0	0	0	20	19	13	13	1	1	11	1	13	2	0
Springer	1-6	7.20	14	9	1	0	0	60	73	48	48	11	3	32	1	31	6	0
Swingle	0-1	8.38	9	0	0	0	0	9.2	15	9	9	2	0	6	0	6	0	0
Valera	3-6	6.62	19	5	0	0	4	53	77	44	39	8	2	15	2	28	2	0
<b>TOTALS</b>	<b>71-91</b>	<b>4.34</b>	<b>162</b>	<b>162</b>	<b>26</b>	<b>3</b>	<b>41</b>	<b>1430.1</b>	<b>1482</b>	<b>770</b>	<b>690</b>	<b>153</b>	<b>51</b>	<b>550</b>	<b>35</b>	<b>843</b>	<b>55</b>	<b>7</b>
<b>OPP.</b>	<b>91-71</b>	<b>3.92</b>	<b>162</b>	<b>162</b>	<b>17</b>	<b>8</b>	<b>47</b>	<b>1438.2</b>	<b>1399</b>	<b>684</b>	<b>627</b>	<b>114</b>	<b>38</b>	<b>564</b>	<b>39</b>	<b>930</b>	<b>47</b>	<b>6</b>

WIN STREAK: 6, April 20-25

LOSING STREAK: 10, July 17-26

# Year-By-Year Statistical Review

## 1994 Angels Batting

PLAYER	AVG	G	AB	R	H	TB	2B	3B	HR	RBI	SH	SF	HP	BB	IBB	SO	SB	CS
Anderson,G	.385	5	13	0	5	5	0	0	0	1	0	0	0	0	0	2	0	0
Correia	.235	6	17	4	4	5	1	0	0	0	0	0	2	0	0	0	0	0
Curtis	.256	114	453	67	116	180	23	4	11	50	7	4	5	37	0	69	25	11
Dalesandro	.200	19	25	5	5	9	1	0	1	2	0	0	0	2	0	4	0	0
Davis	.311	108	392	72	122	220	18	1	26	84	0	6	1	69	11	84	3	2
DiSarcina	.260	112	389	53	101	128	14	2	3	33	10	2	2	18	0	28	3	7
Easley	.215	88	316	41	68	104	16	1	6	30	4	2	4	29	0	48	4	5
Edmonds	.273	94	289	35	79	109	13	1	5	37	1	1	1	30	3	72	4	2
Fabregas	.283	43	127	12	36	39	3	0	0	16	1	0	0	7	1	18	2	1
Hudler	.298	56	124	17	37	69	8	0	8	20	4	2	0	6	0	28	2	2
Jackson	.279	75	201	23	56	102	7	0	13	43	0	2	1	20	2	72	1	0
Myers	.246	45	126	10	31	43	6	0	2	8	5	1	0	10	3	27	0	2
Owen	.310	82	268	30	83	113	17	2	3	37	3	0	1	49	0	17	2	8
Perez	.209	38	129	10	27	49	7	0	5	16	1	1	0	12	1	29	3	0
Reynolds	.232	74	207	33	48	60	10	1	0	11	3	1	1	23	0	18	10	7
Salmon	.287	100	373	67	107	198	18	2	23	70	0	3	5	54	2	102	1	3
Smith	.262	45	122	19	32	54	5	1	5	18	0	1	0	7	0	20	2	3
Snow	.220	61	223	22	49	77	4	0	8	30	2	1	3	19	1	48	0	1
Turner	.242	58	149	23	36	48	7	1	1	12	1	2	1	10	0	29	3	0
<b>TOTALS</b>	<b>.264</b>	<b>115</b>	<b>3943</b>	<b>543</b>	<b>1042</b>	<b>1612</b>	<b>178</b>	<b>16</b>	<b>120</b>	<b>518</b>	<b>42</b>	<b>29</b>	<b>27</b>	<b>402</b>	<b>24</b>	<b>715</b>	<b>65</b>	<b>54</b>
<b>OPP.</b>	<b>.287</b>	<b>115</b>	<b>4009</b>	<b>660</b>	<b>1149</b>	<b>1873</b>	<b>236</b>	<b>19</b>	<b>150</b>	<b>624</b>	<b>35</b>	<b>41</b>	<b>45</b>	<b>436</b>	<b>28</b>	<b>682</b>	<b>83</b>	<b>38</b>

## 1994 Angels Designated Hitters

PLAYER	AVG	G	AB	R	H	TB	2B	3B	HR	RBI	SH	SF	HP	BB	IBB	SO	SB	CS
Davis	.314	106	385	71	121	219	18	1	26	84	0	6	1	69	11	81	3	2
Hudler	.000	4	3	0	0	0	0	0	0	0	1	0	0	0	0	1	0	0
Jackson	.333	9	30	2	10	10	0	0	0	0	0	0	0	2	0	11	0	0
Myers	.000	1	1	0	0	0	0	0	0	0	0	0	0	0	0	1	0	0
Owen	.000	2	1	0	0	0	0	0	0	0	0	0	0	0	0	0	0	0
Reynolds	.000	3	0	1	0	0	0	0	0	0	0	0	0	0	0	0	0	0
Smith	.000	2	4	0	0	0	0	0	0	0	0	0	0	1	0	2	0	0
<b>TOTALS</b>	<b>.309</b>		<b>424</b>	<b>74</b>	<b>131</b>	<b>229</b>	<b>18</b>	<b>1</b>	<b>26</b>	<b>84</b>	<b>1</b>	<b>6</b>	<b>0</b>	<b>72</b>	<b>0</b>	<b>96</b>	<b>3</b>	<b>2</b>

## 1994 Angels Pitching

PITCHER	W-L	ERA	G	GS	CG	SHO	SV	IP	H	R	ER	HR	HB	BB	IB	SO	WP	BK
Anderson,B	7-5	5.22	18	18	0	0	0	101.2	120	63	59	13	5	27	0	47	5	5
Butcher	2-1	6.67	33	0	0	0	0	29.2	31	24	22	2	2	23	5	19	2	0
Dopson	1-4	6.14	21	5	0	0	0	58.2	67	41	40	6	3	26	3	33	4	1
Farrell	1-2	9.00	3	3	0	0	0	13	16	14	13	2	1	8	0	10	0	0
Finley	10-10	4.32	25	25	7	2	0	183.1★	178	95	88	21	3	71	0	148	10	0
Grahe	2-5	6.65	40	0	0	0	13	43.1	68	33	32	5	6	18	4	26	4	1
Langston	7-8	4.68	18	18	2	1	0	119.1	121	67	62	19	0	54	1	109	6	0
Lefferts	1-1	4.67	30	0	0	0	1	34.2	50	20	18	7	0	12	3	27	1	0
Leftwich	5-10	5.68	20	20	1	0	0	114	127	75	72	16	3	42	2	67	3	1
Leiter	4-7	4.72	40	7	0	0	2	95.1	99	56	50	13	9	35	6	71	2	0
Lewis	0-1	6.10	20	0	0	0	0	31	46	23	21	5	2	10	2	10	0	0
Lorraine	0-2	10.61	4	3	0	0	0	18.2	30	23	22	7	0	11	0	10	0	0
Magrane	2-6	7.30	20	11	1	0	0	74	89	63	60	18	6	51	0	33	7	0
Patterson,B	2-3	4.07	47	0	0	0	1	42	35	21	19	6	2	15	2	30	1	0
Patterson,K	0-0	0.00	1	0	0	0	0	.2	0	0	0	0	0	0	0	1	0	0
Sampen	1-1	6.46	10	0	0	0	0	15.1	14	11	11	1	3	13	0	9	0	0
Schwarz	0-0	4.05	4	0	0	0	0	6.2	5	3	3	0	0	6	0	4	1	0
Springer	2-2	5.52	18	5	0	0	2	45.2	53	28	28	9	0	14	0	28	2	0
<b>TOTALS</b>	<b>47-68</b>	<b>5.42</b>	<b>115</b>	<b>115</b>	<b>11</b>	<b>4</b>	<b>21</b>	<b>1027</b>	<b>1149</b>	<b>660</b>	<b>618</b>	<b>150</b>	<b>45</b>	<b>436</b>	<b>28</b>	<b>682</b>	<b>48</b>	<b>8</b>
<b>OPP.</b>	<b>68-47</b>	<b>4.38</b>	<b>115</b>	<b>115</b>	<b>11</b>	<b>7</b>	<b>26</b>	<b>1032.2</b>	<b>1042</b>	<b>543</b>	<b>503</b>	<b>120</b>	<b>27</b>	<b>402</b>	<b>24</b>	<b>715</b>	<b>33</b>	<b>4</b>

WIN STREAK: 8, July 25-Aug. 2

LOSING STREAK: 9, Aug. 25-Sept. 3, Sept. 13-23

# Year-By-Year Statistical Review

## 1995 Angels Batting

PLAYER	AVG	G	AB	R	H	TB	2B	3B	HR	RBI	SH	SF	HP	BB	IBB	SO	SB	CS
Aldrete	.250	18	24	1	6	6	0	0	0	3	0	1	0	0	0	8	0	0
Allanson	.171	35	82	5	14	26	3	0	3	10	1	0	1	7	0	12	0	1
Anderson,G	.321	106	374	50	120	189	19	1	16	69	2	4	1	19	4	65	6	2
Correia	.238	14	21	3	5	8	1	1	0	3	1	0	0	0	0	5	0	0
Dalesandro	.100	11	10	1	1	2	1	0	0	0	0	0	0	0	0	2	0	0
Davis	.318	119	424	81	135	218	23	0	20	86	0	9	0	89	12	79	3	3
DiSarcina	.307	99	362	61	111	166	28	6	5	41	7	3	2	20	0	25	7	4
Easley	.216	114	357	35	77	107	14	2	4	35	6	4	6	32	1	47	5	2
Edmonds	.290	141	558	120	162	299	30	4	33	107	1	5	5	51	4	130	1	4
Fabregas	.247	73	227	24	56	69	10	0	1	22	3	1	0	17	0	28	0	2
Flora	.000	2	1	1	0	0	0	0	0	0	0	0	0	0	0	1	0	0
Gallagher	.188	11	16	1	3	4	1	0	0	0	0	0	0	2	0	1	0	0
Gonzales	.333	30	18	1	6	10	1	0	1	3	0	0	0	0	0	4	0	0
Hudler	.265	84	223	30	59	93	16	0	6	27	2	1	5	10	1	48	13	0
Lind	.163	15	43	5	7	9	2	0	0	1	0	0	0	3	0	4	0	0
Martinez	.180	26	61	7	11	15	1	0	1	9	0	0	1	6	2	7	0	0
Myers	.260	85	273	35	71	114	12	2	9	38	1	2	1	17	3	49	0	1
Owen	.229	82	218	17	50	68	9	3	1	28	1	0	0	18	1	22	3	2
Palmeiro	.350	15	20	3	7	7	0	0	0	1	0	0	0	1	0	1	0	0
Perez	.169	29	71	9	12	21	4	1	1	7	0	1	2	12	0	9	0	2
Phillips	.261	139	525	119	137	241	21	1	27	61	1	1	3	113	6	135	13	10
Salmon	.330	143	537	111	177	319	34	3	34	105	0	4	6	91	2	111	5	5
Schofield	.250	12	20	1	5	5	0	0	0	2	2	0	0	4	0	2	0	0
Snow	.289	143	544	80	157	253	22	1	24	102	5	2	3	52	4	91	2	1
Turner	.100	5	10	0	1	1	0	0	0	1	0	0	0	0	0	3	0	0
<b>TOTALS</b>	<b>.277</b>	<b>145</b>	<b>5019</b>	<b>801</b>	<b>1390</b>	<b>2250</b>	<b>252</b>	<b>25</b>	<b>186</b>	<b>761</b>	<b>33</b>	<b>38</b>	<b>36</b>	<b>564</b>	<b>40</b>	<b>889</b>	<b>57</b>	<b>39</b>
<b>OPP.</b>	<b>.265</b>	<b>145</b>	<b>4949</b>	<b>697</b>	<b>1310</b>	<b>2097</b>	<b>260</b>	<b>19</b>	<b>163</b>	<b>662</b>	<b>48</b>	<b>45</b>	<b>43</b>	<b>486</b>	<b>23</b>	<b>901</b>	<b>88</b>	<b>46</b>

## 1995 Angels Designated Hitters

PLAYER	AVG	G	AB	R	H	TB	2B	3B	HR	RBI	SH	SF	HP	BB	IBB	SO	SB	CS
Aldrete	.143	2	7	0	1	1	0	0	0	0	0	0	0	0	0	2	0	0
Anderson,G	.000	1	4	0	0	0	0	0	0	0	0	0	0	0	0	1	0	0
Correia	.000	1	0	1	0	0	0	0	0	0	0	0	0	0	0	0	0	0
Dalesandro	.000	1	1	0	0	0	0	0	0	0	0	0	0	0	0	0	0	0
Davis	.318	119	424	81	135	218	23	0	20	86	0	9	0	89	12	79	3	3
Flora	.000	1	1	0	0	0	0	0	0	0	0	0	0	0	0	1	0	0
Gallagher	.000	1	0	0	0	0	0	0	0	0	0	0	0	1	0	0	0	0
Hudler	.250	3	12	3	3	6	0	0	1	1	0	0	1	2	0	1	2	0
Martinez	.167	2	6	0	1	1	0	0	0	0	0	0	0	0	0	2	0	0
Myers	.266	16	64	13	17	22	2	0	1	10	0	1	1	8	1	9	0	1
Perez	.000	1	1	0	0	0	0	0	0	0	0	0	0	0	0	0	0	0
Phillips	.429	2	7	2	3	4	1	0	0	2	0	0	0	2	0	2	0	0
Salmon	.000	1	3	1	0	0	0	0	0	0	0	0	0	1	0	0	0	0
<b>TOTALS</b>	<b>.302</b>		<b>530</b>	<b>101</b>	<b>160</b>	<b>252</b>	<b>26</b>	<b>0</b>	<b>22</b>	<b>99</b>	<b>0</b>	<b>10</b>	<b>2</b>	<b>103</b>	<b>13</b>	<b>97</b>	<b>5</b>	<b>4</b>

## 1995 Angels Pitching

PITCHER	W-L	ERA	G	GS	CG	SHO	SV	IP	H	R	ER	HR	HB	BB	IB	SO	WP	BK
Abbott	5-4	4.15	13	13	1	1	0	84.2	93	43	39	4	1	29	0	41	1	0
Anderson,B	6-8	5.87	18	17	1	0	0	99.2	110	66	65	24	3	30	2	45	1	3★
Bennett	0-0	0.00	1	0	0	0	0	0.1	0	0	0	0	0	0	0	0	0	0
Bielecki	4-6	5.97	22	11	0	0	0	75.1	80	56	50	15	3	31	1	45	3	0
Boskie	7-7	5.64	20	20	1	0	0	111.2	127	73	70	16	7	25	0	51	4	0
Butcher	6-1	4.73	40	0	0	0	0	51.1	49	28	27	7	1	31	2	29	3	0
Edenfield	0-0	4.26	7	0	0	0	0	12.2	15	7	6	1	0	5	0	6	3	0
Finley	15-12	4.21	32	32	2	1	0	203	192	106	95	20	7	93	1	195	13	1
Habyan	1-2	4.13	28	0	0	0	0	32.2	36	16	15	2	1	12	0	25	2	0
Harkey	4-3	4.55	12	8	1	0	0	61.1	80	32	31	12	1	16	2	28	0	0
Holzamer	0-1	5.40	12	0	0	0	0	8.1	11	6	5	1	1	7	1	5	0	0
James	3-0	3.88	46	0	0	0	1	55.2	49	27	24	6	3	26	2	36	1	0
Langston	15-7	4.63	31	31	2	1	0	200.1	212	109	103	21	3	64	1	142	5	1
Monteleone	1-0	2.00	9	0	0	0	0	9	8	2	2	1	0	3	0	5	0	0
Patterson	5-2	3.04	62	0	0	0	0	53.1	48	18	18	6	1	13	3	41	0	1
Percival	3-2	1.95	62	0	0	0	3	74	37	19	16	6	1	26	2	94	2	2
Sanderson	1-3	4.12	7	7	0	0	0	39.1	48	23	18	6	2	4	1	23	0	1
Smith	0-5	3.47	52	0	0	0	37	49.1	42	19	19	3	1	25	4	43	1	0
Springer	1-2	6.10	19	6	0	0	1	51.2	60	37	35	11	5	25	1	38	1	0
Williams	1-2	6.75	20	0	0	0	0	10.2	13	10	8	1	2	21	0	9	2	1
<b>TOTALS</b>	<b>78-67</b>	<b>4.52</b>	<b>145</b>	<b>145</b>	<b>8</b>	<b>9</b>	<b>42</b>	<b>1284.1</b>	<b>1310</b>	<b>697</b>	<b>645</b>	<b>163</b>	<b>43</b>	<b>486</b>	<b>23</b>	<b>901</b>	<b>42</b>	<b>10</b>
<b>OPP.</b>	<b>67-78</b>	<b>5.18</b>	<b>145</b>	<b>145</b>	<b>15</b>	<b>7</b>	<b>33</b>	<b>1277.2</b>	<b>1390</b>	<b>801</b>	<b>736</b>	<b>186</b>	<b>36</b>	<b>564</b>	<b>40</b>	<b>889</b>	<b>47</b>	<b>7</b>

WIN STREAK: 8, July 25-Aug. 2

LOSING STREAK: 9, Aug. 25-Sept. 3, Sept. 13-23

# Year-By-Year Statistical Review

## 1996 Angels Batting

PLAYER	AVG	G	AB	R	H	TB	2B	3B	HR	RBI	SH	SF	HP	BB	IBB	SO	SB	CS
Aldrete	.213	63	108	16	23	47	6	0	6	20	0	1	0	14	0	19	0	1
Anderson	.285	150	607	79	173	246	33	2	12	72	5	3	0	27	5	84	7	9
Arias	.238	84	252	19	60	88	8	1	6	28	6	0	0	16	2	50	2	0
Borders	.228	19	57	6	13	22	3	0	2	8	1	0	0	3	0	11	0	1
Davis	.292	145	530	73	155	263	24	0	28	95	1	6	0	86	11	99	5	2
DiSarcina	.256	150	536	62	137	186	26	4	5	48	16	1	2	21	0	36	2	1
Easley	.156	28	45	4	7	14	1	0	2	7	3	0	0	6	0	12	0	0
Edmonds	.304	114	431	73	131	246	28	3	27	66	0	2	4	46	2	101	4	0
Eenhoorn	.267	6	15	1	4	4	0	0	0	0	0	0	0	0	0	2	0	0
Erstad	.284	57	208	34	59	78	5	1	4	20	1	3	0	17	1	29	3	3
Fabregas	.287	90	254	18	73	85	6	0	2	26	3	5	0	17	3	27	0	1
Greene	.190	29	79	9	15	22	1	0	2	9	0	0	1	4	0	11	2	0
Hancock	1.000	11	1	1	1	1	0	0	0	0	0	0	0	0	0	0	0	0
Howell	.270	66	126	20	34	64	4	1	8	21	0	0	0	10	0	30	0	1
Hudler	.311	92	302	60	94	168	20	3	16	40	2	1	3	9	0	54	14	5
Palmeiro	.287	50	87	6	25	33	6	1	0	6	1	0	2	8	1	13	0	1
Percival	.000	62	1	0	0	0	0	0	0	0	0	0	0	0	0	1	0	0
Pritchett	.154	5	13	1	2	2	0	0	0	1	0	0	0	0	0	3	0	0
Salmon	.286	156	581	90	166	291	27	4	30	98	0	3	4	93	7	125	4	2
Schofield	.250	13	16	3	4	4	0	0	0	0	0	0	0	1	0	1	1	0
Slaught	.324	62	207	23	67	94	9	0	6	32	0	2	2	13	0	20	0	0
Snow	.257	155	575	69	148	221	20	1	17	67	2	3	5	56	6	96	1	6
Turner	.333	4	3	1	1	1	0	0	0	1	0	1	0	1	0	0	0	0
Velarde	.285	136	530	82	151	226	27	3	14	54	4	2	5	70	0	118	7	7
Wallach	.237	57	190	23	45	76	7	0	8	20	0	0	1	18	2	47	1	0
<b>TOTALS</b>	<b>.276</b>	<b>161</b>	<b>5686</b>	<b>762</b>	<b>1571</b>	<b>2451</b>	<b>256</b>	<b>24</b>	<b>192</b>	<b>727</b>	<b>45</b>	<b>33</b>	<b>29</b>	<b>527</b>	<b>40</b>	<b>974</b>	<b>53</b>	<b>39</b>
<b>OPP.</b>	<b>.275</b>	<b>161</b>	<b>5617</b>	<b>943</b>	<b>1546</b>	<b>2521</b>	<b>282</b>	<b>18</b>	<b>219</b>	<b>886</b>	<b>41</b>	<b>56</b>	<b>84</b>	<b>662</b>	<b>47</b>	<b>1052</b>	<b>146</b>	<b>54</b>

## 1996 Angels Designated Hitters

PLAYER	AVG	G	AB	R	H	TB	2B	3B	HR	RBI	SH	SF	HP	BB	IBB	SO	SB	CS
Aldrete	.167	6	12	3	2	6	1	0	1	5	0	1	0	2	0	1	0	0
Anderson	.000	1	2	0	0	0	0	0	0	0	0	0	0	1	0	0	0	0
Arias	1.000	1	1	0	1	1	0	0	0	0	0	0	0	0	0	0	0	0
Boskie	.000	1	0	0	0	0	0	0	0	0	0	0	0	0	0	0	0	0
Davis	.294	143	528	73	155	263	24	0	28	95	1	6	0	86	11	98	5	2
Easley	.000	2	0	0	0	0	0	0	0	0	1	0	0	0	0	0	0	0
Edmonds	.000	1	4	0	0	0	0	0	0	0	0	0	0	1	0	1	0	0
Fabregas	.000	1	1	0	0	0	0	0	0	0	0	0	0	0	0	0	0	0
Greene	.000	1	4	0	0	0	0	0	0	0	0	0	0	0	0	1	0	0
Howell	.375	4	8	0	3	3	0	0	0	2	0	0	0	0	0	2	0	0
Hudler	.095	8	21	2	2	3	1	0	0	0	0	0	0	1	0	5	0	0
Palmeiro	.000	4	4	0	0	0	0	0	0	0	0	0	0	1	1	0	0	0
Salmon	.500	3	8	0	4	6	0	1	0	2	0	0	0	1	0	1	0	0
Schofield	.000	1	0	1	0	0	0	0	0	0	0	0	0	0	0	0	0	0
Slaught	.000	1	1	0	0	0	0	0	0	0	0	0	0	0	0	0	0	0
Wallach	.167	8	18	1	3	6	0	0	1	2	0	0	0	1	0	5	0	0
<b>TOTALS</b>	<b>.278</b>	<b>161</b>	<b>612</b>	<b>80</b>	<b>170</b>	<b>288</b>	<b>26</b>	<b>1</b>	<b>30</b>	<b>106</b>	<b>2</b>	<b>7</b>	<b>0</b>	<b>94</b>	<b>12</b>	<b>115</b>	<b>5</b>	<b>2</b>

## 1996 Angels Pitching

PITCHER	W-L	ERA	G	GS	CG	SHO	SV	IP	H	R	ER	HR	HB	BB	IB	SO	WP	BK
Abbott,J	2-18★	7.48	27	23	1	0	0	142	171	128	118	23	4	78	3	58	13	1
Abbott,K	0-1	20.25	3	0	0	0	0	4	10	9	9	1	0	5	0	3	1	0
Boskie	12-11	5.32	37	28	1	0	0	189.1	226	126	112	40	13★	67	7	133	10	0
Dickson	1-4	4.57	7	7	0	0	0	43.1	52	22	22	6	1	18	1	20	1	1
Edenfield	0-0	10.38	2	0	0	0	0	4.1	10	5	5	2	1	2	0	4	0	0
Eichhorn	1-2	5.04	24	0	0	0	0	30.1	36	17	17	3	2	11	3	24	0	1
Ellis	0-0	0.00	3	0	0	0	0	5	0	0	0	0	0	4	0	5	1	0
Finley	15-16	4.16	35	35	4	1	0	238	241	124	110	27	11	94	5	215	17★	2
Frohwirth	0-0	11.12	4	0	0	0	0	5.2	10	11	7	1	1	4	0	1	1	0
Gohr	1-1	7.50	15	0	0	0	1	24	34	20	20	7	0	10	0	15	0	0
Grimsley	5-7	6.84	35	20	2	1	0	130.1	150	110	99	14	13★	74	5	82	11	0
Hancock	4-1	7.48	11	4	0	0	0	27.2	34	23	23	2	2	17	1	19	2	0
Harris	2-0	3.90	11	3	0	0	0	32.1	31	16	14	4	3	17	2	20	4	0
Holtz	3-3	2.45	30	0	0	0	0	29.1	21	11	8	1	3	19	2	31	1	0
Holzemer	1-0	8.76	25	0	0	0	0	24.2	35	28	24	7	3	8	1	20	0	0
James	5-5	2.67	69	0	0	0	1	81	62	27	24	7	10	42	7	65	5	0
Langston	6-5	4.82	18	18	2	0	0	123.1	116	68	66	18	2	45	0	83	4	0
Leftwich	0-1	7.36	2	2	0	0	0	7.1	12	9	6	1	0	3	0	4	0	0
May	0-0	10.13	5	0	0	0	0	2.2	3	3	3	1	0	2	0	1	0	0
McElroy	5-1	2.95	40	0	0	0	0	36.2	32	12	12	2	2	13	2	32	1	0
Monteleone	0-3	5.87	12	0	0	0	0	15.1	23	11	10	5	1	2	0	5	0	1
Pennington	0-0	12.27	8	0	0	0	0	7.1	5	10	10	1	0	16	2	7	1	0
Percival	0-2	2.31	62	0	0	0	36	74	38	20	19	8	2	31	4	100	2	0
Sandersson	0-2	7.50	5	4	0	0	0	18	39	21	15	5	2	4	0	7	0	2
Schmidt	2-0	7.88	9	0	0	0	0	8	13	9	7	2	0	8	0	2	1	0
Smith	0-0	2.45	11	0	0	0	0	11	8	4	3	0	0	3	0	6	1	0
Springer	5-6	5.51	20	15	2	1	0	94.2	91	65	58	24	6	43	0	64	1	0
Vanryn	0-0	0.00	1	0	0	0	0	1	1	0	0	0	0	1	0	0	0	0
Williams	0-2	8.89	13	2	0	0	0	28.1	42	34	28	7	2	21	4	26	2	0
<b>TOTALS</b>	<b>70-91</b>	<b>5.30</b>	<b>161</b>	<b>161</b>	<b>12</b>	<b>8</b>	<b>38</b>	<b>1439</b>	<b>1546</b>	<b>943</b>	<b>847</b>	<b>219</b>	<b>84</b>	<b>662</b>	<b>47</b>	<b>1052</b>	<b>80</b>	<b>8</b>
<b>OPP.</b>	<b>91-70</b>	<b>4.37</b>	<b>161</b>	<b>161</b>	<b>17</b>	<b>6</b>	<b>31</b>	<b>1449.2</b>	<b>1571</b>	<b>762</b>	<b>704</b>	<b>192</b>	<b>29</b>	<b>527</b>	<b>40</b>	<b>974</b>	<b>40</b>	<b>7</b>

WIN STREAK: 7, Apr.17-24; June 9-15

LOSING STREAK: 10, Apr.7-May 5

# Year-By-Year Statistical Review

## 1997 Angels Batting

PLAYER	AVG	G	AB	R	H	TB	2B	3B	HR	RBI	SH	SF	HP	BB	IBB	SO	SB	CS
Alicea	.253	128	388	59	98	143	16	7	5	37	4	2	8	69	3	65	22	8
Anderson	.303	154	624	76	189	255	36	3	8	92	1	5	2	30	6	70	10	4
Arias	.333	3	6	1	2	2	0	0	0	1	0	0	0	0	0	0	0	0
Dickson	.000	33	2	0	0	0	0	0	0	0	0	0	0	0	0	0	0	0
Disarcina	.246	154	549	52	135	179	28	2	4	47	8	5	4	17	0	29	7	8
Edmonds	.291	133	502	82	146	251	27	0	26	80	0	5	4	60	5	80	5	7
Enhoorn	.350	11	20	2	7	11	1	0	1	6	0	1	0	0	0	2	0	0
Encarnacion	.412	11	17	2	7	11	1	0	1	4	0	0	0	0	0	1	2	0
Erstad	.299	139	539	99	161	251	34	4	16	77	5	6	4	51	4	86	23	8
Fabregas	.079	21	38	2	3	4	1	0	0	3	2	0	0	3	0	3	0	0
Finley	.000	25	6	1	0	0	0	0	0	0	0	0	0	0	0	2	0	0
Grebeck	.270	63	126	12	34	46	9	0	1	6	5	1	0	18	1	11	0	1
Greene	.290	34	124	24	36	69	6	0	9	24	0	0	0	7	1	25	2	0
Gross	.000	12	1	0	0	0	0	0	0	0	0	0	0	0	0	1	0	0
Henderson	.183	32	115	21	21	30	3	0	2	7	1	0	2	26	0	23	16	4
Hill	.500	31	2	0	1	2	1	0	0	2	1	0	0	0	0	1	0	0
Hollins	.288	149	572	101	165	246	29	2	16	85	1	5	8	62	2	124	16	6
Holtz	.000	66	1	0	0	0	0	0	0	0	0	0	0	0	0	1	0	0
Howell	.259	77	174	25	45	94	7	0	14	34	1	3	0	13	2	36	1	0
Kreuter	.234	70	218	19	51	72	7	1	4	18	1	0	0	21	0	57	0	2
Leyritz	.276	84	294	47	81	121	7	0	11	50	3	5	3	37	2	56	1	1
May	.000	29	2	0	0	0	0	0	0	0	0	0	0	0	0	2	0	0
McElroy	.000	62	0	1	0	0	0	0	0	0	0	0	0	0	0	0	0	0
Murray	.219	46	160	13	35	51	7	0	3	15	0	3	0	13	0	24	1	0
Palmeiro	.216	74	134	19	29	35	2	2	0	8	3	1	1	17	1	11	2	2
Perisho	.000	11	1	0	0	0	0	0	0	0	0	0	0	0	0	1	0	0
Phillips	.264	105	405	73	107	157	28	2	6	48	3	4	2	73	5	89	9	9
Salmon	.296	157	582	95	172	301	28	1	33	129	0	11	7	95	5	142	9	12
Springer	.000	32	3	0	0	0	0	0	0	0	0	0	0	0	0	3	0	0
Turner	.261	13	23	4	6	12	1	1	1	2	1	0	0	5	0	8	0	0
Velarde	.000	1	0	0	0	0	0	0	0	0	0	0	0	0	0	0	0	0
<b>TOTALS</b>	<b>.272</b>	<b>162</b>	<b>5628</b>	<b>829</b>	<b>1531</b>	<b>2343</b>	<b>279</b>	<b>25</b>	<b>161</b>	<b>775</b>	<b>40</b>	<b>57</b>	<b>45</b>	<b>617</b>	<b>37</b>	<b>953</b>	<b>126</b>	<b>72</b>
<b>OPP.</b>	<b>.269</b>	<b>162</b>	<b>5604</b>	<b>794</b>	<b>1506</b>	<b>2451</b>	<b>287</b>	<b>26</b>	<b>202</b>	<b>758</b>	<b>46</b>	<b>56</b>	<b>54</b>	<b>605</b>	<b>34</b>	<b>1050</b>	<b>101</b>	<b>64</b>

## 1997 Angels Designated Hitters

PLAYER	AVG	G	AB	R	H	TB	2B	3B	HR	RBI	SH	SF	HP	BB	IBB	SO	SB	CS
Alicea	.000	6	8	0	0	0	0	0	0	1	0	1	0	0	0	1	0	0
Anderson	.385	4	13	3	5	8	3	0	1	0	0	0	2	0	3	0	0	0
Arias	.000	1	1	0	0	0	0	0	0	0	0	0	0	0	0	0	0	0
Edmonds	.250	8	28	1	7	8	1	0	0	2	0	1	7	0	7	0	0	0
Erstad	.323	9	31	2	10	10	0	0	0	0	0	0	2	0	5	0	0	0
Grebeck	.000	2	0	0	0	0	0	0	0	0	0	0	0	0	0	0	0	0
Greene	.308	8	26	5	8	10	2	0	4	0	0	0	3	1	5	1	0	0
Henderson	.181	19	72	14	13	18	2	0	1	5	1	0	2	15	0	18	10	3
Howell	.264	22	72	12	19	45	2	0	8	15	1	1	0	6	1	11	0	0
Kreuter	1.000	2	1	1	1	2	1	0	0	0	0	0	1	0	0	0	0	0
Leyritz	.186	13	43	3	8	11	0	0	1	3	0	1	0	5	0	11	0	0
Murray	.220	45	159	13	35	51	7	0	3	15	0	3	0	13	0	24	1	0
Palmeiro	.313	11	16	4	5	7	0	1	0	1	0	1	0	1	1	1	0	0
Phillips	.245	26	110	17	27	36	6	0	1	14	1	2	0	13	1	19	1	3
Salmon	.214	4	14	3	3	7	1	0	1	0	0	0	4	0	2	0	0	0
Turner	.000	1	1	0	0	0	0	0	0	0	0	0	0	0	0	0	0	0
<b>TOTALS</b>	<b>.237</b>	<b>162</b>	<b>595</b>	<b>78</b>	<b>141</b>	<b>213</b>	<b>25</b>	<b>1</b>	<b>15</b>	<b>62</b>	<b>3</b>	<b>9</b>	<b>3</b>	<b>72</b>	<b>4</b>	<b>107</b>	<b>13</b>	<b>6</b>

## 1997 Angels Pitching

PITCHER	W-L	ERA	G	GS	CG	SHO	SV	IP	H	R	ER	HR	HB	IBB	BB	SO	WP	BK
Bovee	0-0	5.40	3	0	0	0	0	3.1	3	2	2	1	0	0	1	5	0	0
Cadaret	0-0	3.29	15	0	0	0	0	13.2	11	5	5	1	2	2	8	11	3	0
Chavez	0-0	0.93	7	0	0	0	0	9.2	7	1	1	1	0	1	5	10	0	0
Delucia	6-4	3.61	33	0	0	0	3	42.1	29	18	17	5	1	2	27	42	1	0
Dickson	13-9	4.29	33	32	2	1	0	203.2	236	111	97	32	7	3	56	115	4	1
Finley	13-6	4.23	25	25	3	1	0	164	152	79	77	20	5	0	65	155	10	2
Gross	2-1	6.75	12	3	0	0	0	25.1	30	20	19	4	1	1	20	20	2	1
Gubicza	0-1	25.07	2	2	0	0	0	4.2	13	13	13	2	0	0	3	5	0	0
Harris	5-4	3.62	61	0	0	0	0	79.2	82	33	32	7	2	6	38	56	3	0
Hasegawa	3-7	3.93	50	7	0	0	0	116.2	118	60	51	14	3	6	46	83	2	1
Hill	4-4	3.65	12	12	1	0	0	79	65	34	32	8	1	3	39	38	2	0
Holtz	3-4	3.32	66	0	0	0	2	43.1	38	21	16	7	2	4	15	40	1	0
James	5-5	4.31	58	0	0	0	7	62.2	69	32	30	3	5	4	28	57	1	0
Langston	2-4	5.85	9	9	0	0	0	47.2	61	34	31	8	0	1	29	30	1	0
May	2-1	5.23	29	2	0	0	0	51.2	56	31	30	6	0	2	25	42	2	0
McElroy	0-0	3.45	13	0	0	0	0	15.2	17	7	6	2	0	1	3	18	0	0
Percival	5-5	3.46	55	0	0	0	27	52	40	20	20	6	4	2	22	72	5	0
Perisho	0-2	6.00	11	8	0	0	0	45	59	34	30	6	3	0	28	35	5	2
Springer	9-9	5.18	32	28	3	1	0	194.2	199	118	112	32	10	0	73	75	7	0
Watson	12-12	4.93	35	34	0	0	0	199	220	121	109	37	8	0	73	141	8	2
Williams	0-0	0.00	1	0	0	0	0	1	1	0	0	0	0	0	1	0	0	0
<b>TOTALS</b>	<b>84-78</b>	<b>4.52</b>	<b>162</b>	<b>162</b>	<b>9</b>	<b>5</b>	<b>39</b>	<b>1454.2</b>	<b>1506</b>	<b>794</b>	<b>730</b>	<b>202</b>	<b>54</b>	<b>34</b>	<b>605</b>	<b>1050</b>	<b>57</b>	<b>9</b>
<b>OPP.</b>	<b>78-84</b>	<b>4.62</b>	<b>162</b>	<b>162</b>	<b>10</b>	<b>5</b>	<b>42</b>	<b>1451.2</b>	<b>1531</b>	<b>829</b>	<b>745</b>	<b>161</b>	<b>45</b>	<b>37</b>	<b>617</b>	<b>953</b>	<b>70</b>	<b>11</b>

WIN STREAK: 10, July 5-17

LOSING STREAK: 5, May 6-11; June 13-18; Sept. 1-6

# Year-By-Year Statistical Review

## 1998 Angels Batting

PLAYER	AVG	G	AB	R	H	TB	2B	3B	HR	RBI	SH	SF	HP	BB	IBB	SO	SB	CS
Anderson	.294	156	622	62	183	283	41	7	15	79	3	3	1	29	8	80	8	3
Baughman	.255	63	196	24	50	64	9	1	1	20	5	3	1	6	0	36	10	4
Bolick	.156	21	45	3	7	12	2	0	1	2	0	0	0	11	0	8	0	0
Dickson	.000	27	4	1	0	0	0	0	0	0	0	0	0	1	0	3	0	0
Disarcina	.287	157	551	73	158	212	39	3	3	56	12	3	8	21	0	51	11	7
Edmonds	.307	154	599	115	184	303	42	1	25	91	1	1	1	57	7	114	7	5
Erstad	.296	133	537	84	159	261	39	3	19	82	1	3	6	43	7	77	20	6
Felder	.241	103	381	48	92	161	16	1	17	68	0	3	3	52	1	98	0	1
Finley	.000	34	4	0	0	0	0	0	0	0	0	0	0	0	0	3	0	0
Garcia	.143	19	35	4	5	6	1	0	0	0	1	0	1	3	0	11	2	0
Glaus	.218	48	165	19	36	48	9	0	1	23	0	2	0	15	0	51	1	0
Greene	.254	29	71	3	18	25	4	0	1	7	0	0	0	2	0	20	0	0
Hill	.000	19	1	0	0	0	0	0	0	0	0	0	0	0	0	0	0	0
Hollins	.242	101	363	60	88	141	16	2	11	39	2	2	7	44	2	69	11	3
Jefferies	.347	19	72	7	25	34	6	0	1	10	0	0	0	0	0	5	1	0
Johnson	.071	10	14	1	1	1	0	0	0	0	0	0	0	0	0	6	0	0
Kreuter	.143	3	7	1	1	2	1	0	0	0	0	0	0	1	0	4	0	0
Martin	.215	79	195	20	42	47	2	0	1	13	3	2	0	6	0	29	3	1
Mashore	.235	43	98	13	23	35	6	0	2	11	1	0	3	9	0	22	1	0
Molina	.000	2	1	0	0	0	0	0	0	0	0	0	0	0	0	0	0	0
Nevin	.228	75	237	27	54	88	8	1	8	27	0	2	5	17	0	67	0	0
O'Brien	.182	5	11	1	2	2	0	0	0	0	0	0	0	1	0	2	0	0
Olivares	.000	40	2	1	0	0	0	0	0	0	0	0	0	1	0	1	0	0
Palmeiro	.321	75	165	28	53	64	7	2	0	21	7	0	0	20	1	11	5	4
Pritchett	.288	31	80	12	23	33	2	1	2	8	0	0	0	4	0	16	2	0
Salmon	.300	136	463	84	139	247	28	1	26	88	0	10	3	90	5	100	0	1
Shiple	.259	77	147	18	38	53	7	1	2	17	4	1	5	5	0	22	0	4
Sparks	.000	22	1	1	0	0	0	0	0	1	0	0	1	0	0	0	0	0
Velarde	.261	51	188	29	49	76	13	1	4	26	0	1	1	34	0	42	7	2
Walbeck	.257	108	338	41	87	124	15	2	6	46	5	5	2	30	0	68	1	1
Washburn	.000	15	1	0	0	0	0	0	0	2	0	0	0	0	0	1	0	0
Williams	.361	29	36	7	13	17	1	0	1	5	1	0	1	7	0	11	3	3
<b>TOTALS</b>	<b>.272</b>	<b>162</b>	<b>5630</b>	<b>787</b>	<b>1530</b>	<b>2339</b>	<b>314</b>	<b>27</b>	<b>147</b>	<b>739</b>	<b>49</b>	<b>41</b>	<b>48</b>	<b>510</b>	<b>31</b>	<b>1028</b>	<b>93</b>	<b>45</b>
<b>OPP.</b>	<b>.267</b>	<b>162</b>	<b>5548</b>	<b>783</b>	<b>1481</b>	<b>2346</b>	<b>327</b>	<b>23</b>	<b>164</b>	<b>734</b>	<b>44</b>	<b>57</b>	<b>47</b>	<b>630</b>	<b>23</b>	<b>1091</b>	<b>156</b>	<b>65</b>

## 1998 Angels Designated Hitters

PLAYER	AVG	G	AB	R	H	TB	2B	3B	HR	RBI	SH	SF	HP	BB	IBB	SO	SB	CS
Baughman	.000	1	0	0	0	0	0	0	0	0	1	0	0	0	0	0	0	1
Bolick	.167	9	18	2	3	5	2	0	0	1	0	0	0	5	0	3	0	0
Erstad	.556	2	9	2	5	11	0	0	2	2	0	0	0	0	0	1	0	0
Felder	.248	31	109	15	27	47	6	1	4	20	0	0	1	20	0	35	0	0
Garcia	.000	3	0	1	0	0	0	0	0	0	0	0	0	0	0	0	0	0
Greene	.000	4	9	0	0	0	0	0	0	0	0	0	0	2	0	4	0	0
Hollins	.333	2	6	1	2	2	0	0	0	0	0	0	0	0	0	0	1	0
Johnson	.000	2	4	0	0	0	0	0	0	0	0	0	0	0	0	1	0	0
Martin	.333	10	3	2	1	1	0	0	0	1	0	0	0	0	0	0	0	0
Mashore	.000	7	0	2	0	0	0	0	0	0	0	0	0	0	0	0	0	0
Nevin	.333	3	3	0	1	1	0	0	0	0	0	0	2	0	0	1	0	0
Palmeiro	.500	3	2	1	1	2	1	0	0	1	0	0	0	0	0	0	0	0
Salmon	.304	111	398	69	121	207	27	1	19	75	0	10	2	73	5	82	0	1
Shiple	.000	1	0	0	0	0	0	0	0	0	0	0	0	0	0	0	0	0
Walbeck	.500	2	2	0	1	1	0	0	0	0	0	0	0	0	0	1	0	0
Williams	.500	2	2	0	1	1	0	0	0	0	0	0	0	1	0	0	1	0
<b>TOTALS</b>	<b>.288</b>	<b>162</b>	<b>565</b>	<b>95</b>	<b>163</b>	<b>278</b>	<b>36</b>	<b>2</b>	<b>25</b>	<b>100</b>	<b>1</b>	<b>10</b>	<b>5</b>	<b>101</b>	<b>5</b>	<b>128</b>	<b>2</b>	<b>2</b>

## 1998 Angels Pitching

PITCHER	W-L	ERA	G	GS	CG	SHO	SV	IP	H	R	ER	HR	HB	BB	IBB	SO	WP	BK
Cadaret	1-2	4.14	39	0	0	0	1	37	38	17	17	6	3	15	0	37	5	0
Delucia	2-6	4.27	61	0	0	0	3	71.2	56	36	34	10	3	46	5	73	8	1
Dickson	10-10	6.05	27	18	0	0	0	122	147	89	82	17	6	41	1	61	6	0
Fetters	1-2	5.56	12	0	0	0	0	11.1	14	8	7	2	0	4	0	9	3	0
Finley	11-9	3.39	34	34	1	1	0	223.1	210	97	84	20	6	109	1	212	8	0
Harris	3-1	4.35	49	0	0	0	0	60	55	32	29	7	0	23	4	34	2	0
Hasegawa	8-3	3.14	61	0	0	0	5	97.1	86	37	34	14	2	32	2	73	5	2
Hill	9-6	4.98	19	19	0	0	0	103	123	60	57	6	3	47	0	57	3	0
Holtz	2-2	4.75	53	0	0	0	1	30.1	33	16	16	0	1	15	1	29	4	0
James	0-0	1.93	11	0	0	0	0	14	10	3	3	0	0	7	0	12	0	0
Juden	1-3	6.75	8	6	0	0	0	40	33	32	30	7	2	18	0	39	4	0
McDowell	5-3	5.09	14	14	0	0	0	76	96	45	43	11	1	19	1	45	2	0
Olivares	9-9	4.03	37	26	1	0	0	183	189	92	82	19	5	91	1	112	5	0
Percival	2-7	3.65	67	0	0	0	42	66.2	45	31	27	5	3	37	4	87	3	0
Robertson	0-0	15.88	5	0	0	0	0	5.2	11	11	10	3	0	2	0	3	0	0
Sparks	9-4	4.34	22	20	0	0	0	128.2	130	66	62	14	5	58	0	90	6	0
Washburn	6-3	4.62	15	11	0	0	0	74	70	40	38	11	3	27	1	48	0	0
Watson	6-7	6.04	28	14	1	0	0	92.1	122	67	62	12	3	34	0	64	6	1
Wilson	0-0	3.52	15	0	0	0	0	7.2	4	3	0	1	5	2	6	0	0	0
<b>TOTALS</b>	<b>85-77</b>	<b>4.49</b>	<b>162</b>	<b>162</b>	<b>3</b>	<b>5</b>	<b>52</b>	<b>1444</b>	<b>1481</b>	<b>783</b>	<b>720</b>	<b>164</b>	<b>47</b>	<b>630</b>	<b>23</b>	<b>91</b>	<b>70</b>	<b>4</b>
<b>OPP.</b>	<b>77-85</b>	<b>4.48</b>	<b>162</b>	<b>162</b>	<b>9</b>	<b>6</b>	<b>31</b>	<b>1437.2</b>	<b>1530</b>	<b>787</b>	<b>716</b>	<b>147</b>	<b>48</b>	<b>510</b>	<b>31</b>	<b>28</b>	<b>55</b>	<b>3</b>

WIN STREAK: 5, Sept. 12-15; Sept. 29-Oct. 3

LOSING STREAK: 11, July 16-26

# Career Leaders Batting

## Average ★

1. Rod Carew	.314
2. <b>GARRET ANDERSON</b>	<b>.300</b>
3. Johnny Ray	.296
4. Luis Polonia	.294
5. Juan Beniquez	.293
6. <b>TIM SALMON</b>	<b>.291</b>
7. <b>JIM EDMONDS</b>	<b>.290</b>
8. Wally Joyner	.288
9. Dan Ford	.284
10. <b>DARIN ERSTAD</b>	<b>.282</b>

## Hits

1. Brian Downing	1,588
2. Jim Fregosi	1,408
3. Bobby Grich	1,103
4. <b>TIM SALMON</b>	<b>1,015</b>
5. Chili Davis	973
6. Rod Carew	968
7. <b>GARY DISARCINA</b>	<b>951</b>
8. Wally Joyner	925
9. <b>GARRET ANDERSON</b>	<b>858</b>
10. Don Baylor	813

## Home Runs

1. Brian Downing	222
2. <b>TIM SALMON</b>	<b>196</b>
3. Chili Davis	156
4. Bobby Grich	154
5. Don Baylor	141
6. Doug DeCinces	130
7. Reggie Jackson	123
8. <b>JIM EDMONDS</b>	<b>121</b>
9. Jim Fregosi	115
10. Wally Joyner	114

## Games

1. Brian Downing	1,661
2. Jim Fregosi	1,429
3. Bobby Grich	1,222
4. Dick Schofield	1,086
5. <b>GARY DISARCINA</b>	<b>1,074</b>
6. Bob Boone	968
7. <b>TIM SALMON</b>	<b>955</b>
8. Chili Davis	950
9. Bob Rodgers	932
10. Wally Joyner	846

## Total Bases

1. Brian Downing	2,580
2. Jim Fregosi	2,112
3. <b>TIM SALMON</b>	<b>1,826</b>
4. Bobby Grich	1,788
5. Chili Davis	1,620
6. Wally Joyner	1,459
7. Don Baylor	1,390
8. Doug DeCinces	1,334
9. <b>JIM EDMONDS</b>	<b>1,316</b>
10. <b>GARRET ANDERSON</b>	<b>1,268</b>

## Extra-Base Hits

1. Brian Downing	526
2. <b>TIM SALMON</b>	<b>405</b>
3. Jim Fregosi	404
4. Bobby Grich	357
5. Chili Davis	329
6. Wally Joyner	295
7. <b>JIM EDMONDS</b>	<b>294</b>
Doug DeCinces	294
9. Don Baylor	288
10. <b>GARRET ANDERSON</b>	<b>252</b>

## At-Bats

1. Brian Downing	5,854
2. Jim Fregosi	5,244
3. Bobby Grich	4,100
4. <b>GARY DISARCINA</b>	<b>3,706</b>
5. Chili Davis	3,491
6. <b>TIM SALMON</b>	<b>3,483</b>
7. Dick Schofield	3,434
8. Wally Joyner	3,398
9. Don Baylor	3,105
10. Rod Carew	3,080

## Doubles

1. Brian Downing	282
2. Jim Fregosi	219
3. <b>TIM SALMON</b>	<b>195</b>
4. <b>GARY DISARCINA</b>	<b>184</b>
5. Bobby Grich	183
6. Wally Joyner	170
7. Chili Davis	167
8. <b>GARRET ANDERSON</b>	<b>165</b>
9. <b>JIM EDMONDS</b>	<b>161</b>
10. Doug DeCinces	149

## Runs Batted In

1. Brian Downing	846
2. <b>TIM SALMON</b>	<b>660</b>
3. Chili Davis	618
4. Bobby Grich	557
5. Jim Fregosi	546
6. Don Baylor	523
7. Wally Joyner	518
8. Doug DeCinces	481
9. <b>JIM EDMONDS</b>	<b>408</b>
10. <b>GARRET ANDERSON</b>	<b>393</b>

## Runs

1. Brian Downing	889
2. Jim Fregosi	691
3. <b>TIM SALMON</b>	<b>608</b>
4. Bobby Grich	601
5. Chili Davis	520
6. Don Baylor	481
7. Rod Carew	474
8. <b>JIM EDMONDS</b>	<b>464</b>
9. Wally Joyner	455
10. <b>GARY DISARCINA</b>	<b>438</b>

## Triples

1. Jim Fregosi	70
2. Mickey Rivers	32
3. Luis Polonia	27
Dick Schofield	27
5. Bobby Knoop	25
6. Devon White	24
7. Gary Pettis	23
8. Rod Carew	22
Brian Downing	22
10. <b>GARY DISARCINA</b>	<b>20</b>
Bobby Grich	20

## Stolen Bases

1. Gary Pettis	186
2. Luis Polonia	174
3. Sandy Alomar	139
4. Mickey Rivers	126
5. Devon White	123
6. Chad Curtis	116
7. Jerry Remy	110
8. Dick Schofield	99
9. Don Baylor	89
10. Rod Carew	72

★Based on 300-or-more games

All CAPS — Active

# All-Time Single Season Batting-Top 10

## Highest Average

(Based on 502 plate appearances)

1. Rod Carew	.339	1983
2. Rod Carew	.331	1980
3. <b>TIM SALMON</b>	<b>.330</b>	<b>1995</b>
4. Alex Johnson	.329	1970★
5. Brian Downing	.326	1979
6. Rod Carew	.319	1982
7. Chili Davis	.318	1995
8. Chili Davis	.311	1994★★
9. <b>JIM EDMONDS</b>	<b>.307</b>	<b>1998</b>
10. Johnny Ray	.306	1988

## Games

1. Don Baylor	162	1979★
Sandy Alomar	162	1971★
Sandy Alomar	162	1970
Jim Fregosi	162	1966
Bobby Knoop	162	1964
6. Jim Fregosi	161	1969
Bobby Knoop	161	1966
Jim Fregosi	161	1965
9. Five players tied at	160	

## At-Bats

1. Sandy Alomar	689	1971★
2. Sandy Alomar	672	1970
3. Billy Moran	659	1962
4. Carney Lansford	654	1979
5. Devon White	639	1987
6. Devon White	636	1989
7. Don Baylor	628	1979
8. <b>GARRET ANDERSON</b>	<b>624</b>	<b>1997</b>
9. <b>GARRET ANDERSON</b>	<b>622</b>	<b>1998</b>
10. <b>GARRET ANDERSON</b>	<b>620</b>	<b>1999</b>

## Runs

1. <b>JIM EDMONDS</b>	<b>120</b>	<b>1995</b>
Don Baylor	120	1979★
3. Tony Phillips	119	1995
4. <b>JIM EDMONDS</b>	<b>115</b>	<b>1998</b>
Albie Pearson	115	1962★
6. Carney Lansford	114	1979
7. <b>TIM SALMON</b>	<b>111</b>	<b>1995</b>
8. Brian Downing	110	1987
9. Brian Downing	109	1982
10. Devon White	103	1987
Bobby Bonds	103	1977
Don Baylor	103	1978

## Hits

1. Alex Johnson	202	1970
2. <b>GARRET ANDERSON</b>	<b>189</b>	<b>1997</b>
3. <b>GARRET ANDERSON</b>	<b>188</b>	<b>1999</b>
Carney Lansford	188	1979
5. Don Baylor	186	1979
Billy Moran	186	1962
7. <b>JIM EDMONDS</b>	<b>184</b>	<b>1998</b>
Johnny Ray	184	1988
9. <b>GARRET ANDERSON</b>	<b>183</b>	<b>1998</b>
10. Luis Polonia	179	1991
Rod Carew	179	1980
Sandy Alomar	179	1971

## Runs Batted In

1. Don Baylor	139	1979★
2. <b>TIM SALMON</b>	<b>129</b>	<b>1997</b>
3. Wally Joyner	117	1987
4. Bobby Bonds	115	1977
5. Chili Davis	112	1993
6. <b>MO VAUGHN</b>	<b>108</b>	<b>1999</b>
7. <b>JIM EDMONDS</b>	<b>107</b>	<b>1995</b>
Leon Wagner	107	1962
9. <b>TIM SALMON</b>	<b>105</b>	<b>1995</b>
10. Lee Thomas	104	1962
11. J.T. Snow	102	1995
12. Reggie Jackson	101	1982
Dan Ford	101	1979
Bobby Grich	101	1979
15. Wally Joyner	100	1986

## Sacrifice Hits

1. Tim Foli	26	1982★
2. Bob Boone	23	1982
3. Luis Sojo	19	1991★
Bobby Grich	19	1978
Jerry Remy	19	1977
6. <b>GARY DISARCINA</b>	<b>16</b>	<b>1996</b>
Bob Boone	16	1985
Juan Beniquez	16	1982
Rod Carew	16	1982
10. Mark McLemore	15	1987
Gary Pettis	15	1986
Jim Fregosi	15	1965

## Sacrifice Flies

1. Dan Ford	13	1979★
2. Johnny Ray	12	1989
Wally Joyner	12	1986
Doug DeCinces	12	1984
Don Baylor	12	1979★
Don Baylor	12	1978★
7. <b>TIM SALMON</b>	<b>11</b>	<b>1997</b>
Carney Lansford	11	1980
9. <b>TIM SALMON</b>	<b>10</b>	<b>1998</b>
Chili Davis	10	1988
Wally Joyner	10	1987
Juan Beniquez	10	1982
Bobby Bonds	10	1977

## Hit By Pitch

1. Don Baylor	18	1978★
Rick Reichardt	18	1968
3. Brian Downing	17	1987
Brian Downing	17	1986
5. Brian Downing	14	1988
6. Brian Downing	13	1985
Rick Reichardt	13	1966★
8. Don Baylor	12	1977
9. <b>MO VAUGHN</b>	<b>11</b>	<b>1999</b>
Don Baylor	11	1980
Don Baylor	11	1979

# All-Time Single Season Batting-Top 10

## Total Bases

1. Don Baylor	333	1979
2. <b>TIM SALMON</b>	<b>319</b>	<b>1995</b>
3. Doug DeCinces	315	1982
4. Bobby Bonds	308	1977
5. Leon Wagner	306	1962
6. <b>JIM EDMONDS</b>	<b>303</b>	<b>1998</b>
7. <b>TIM SALMON</b>	<b>301</b>	<b>1997</b>
8. Brian Downing	300	1982
9. Wally Joyner	298	1987
10. <b>GARRET ANDERSON</b>	<b>291</b>	<b>1999</b>
<b>TIM SALMON</b>	<b>291</b>	<b>1996</b>

## Doubles

1. <b>JIM EDMONDS</b>	<b>42</b>	<b>1998</b>
Johnny Ray	42	1988
Doug DeCinces	42	1982
4. <b>GARRET ANDERSON</b>	<b>41</b>	<b>1998</b>
5. <b>GARY DISARCINA</b>	<b>39</b>	<b>1998</b>
<b>DARIN ERSTAD</b>	<b>39</b>	<b>1998</b>
7. Fred Lynn	38	1982
8. Brian Downing	37	1982
9. <b>GARRET ANDERSON</b>	<b>36</b>	<b>1999</b>
<b>GARRET ANDERSON</b>	<b>36</b>	<b>1997</b>

## Triples

1. Devon White	13	1989
Mickey Rivers	13	1975★
Jim Fregosi	13	1968★
4. Jim Fregosi	12	1963
5. Mickey Rivers	11	1974★
Bobby Knoop	11	1966★
7. Jerry Remy	10	1977
8. Luis Polonia	9	1990
Bobby Bonds	9	1977
Willie Smith	9	1965
Jim Fregosi	9	1964

## Home Runs

1. Reggie Jackson	39	1982★
2. Bobby Bonds	37	1977
Leon Wagner	37	1962
4. Don Baylor	36	1979
5. <b>TIM SALMON</b>	<b>34</b>	<b>1995</b>
Wally Joyner	34	1987
Don Baylor	34	1978
8. <b>MO VAUGHN</b>	<b>33</b>	<b>1999</b>
<b>TIM SALMON</b>	<b>33</b>	<b>1997</b>
<b>JIM EDMONDS</b>	<b>33</b>	<b>1995</b>
11. <b>TIM SALMON</b>	<b>31</b>	<b>1993</b>
12. <b>TIM SALMON</b>	<b>30</b>	<b>1996</b>
Doug DeCinces	30	1982
Bobby Grich	30	1979
Frank Robinson	30	1973

## Extra-Base Hits

1. Doug DeCinces	77	1982
2. Don Baylor	72	1979
3. <b>TIM SALMON</b>	<b>71</b>	<b>1995</b>
4. Bobby Bonds	69	1977
5. <b>JIM EDMONDS</b>	<b>68</b>	<b>1998</b>
Wally Joyner	68	1987
7. <b>JIM EDMONDS</b>	<b>67</b>	<b>1995</b>
<b>TIM SALMON</b>	<b>67</b>	<b>1993</b>
Brian Downing	67	1982
10. Bobby Grich	65	1979

## Base On Balls

1. Tony Phillips	113	1995
2. Brian Downing	106	1987
3. Albie Pearson	96	1961
4. <b>TIM SALMON</b>	<b>95</b>	<b>1997</b>
Albie Pearson	95	1962
6. <b>TIM SALMON</b>	<b>93</b>	<b>1996</b>
Jim Fregosi	93	1969
8. Reggie Jackson	92	1986
Albie Pearson	92	1963
10. <b>TIM SALMON</b>	<b>91</b>	<b>1995</b>

## Strikeouts

1. Reggie Jackson	156	1982★
2. Bobby Knoop	144	1966
3. <b>TROY GLAUS</b>	<b>143</b>	<b>1999</b>
4. <b>TIM SALMON</b>	<b>142</b>	<b>1997</b>
5. Reggie Jackson	141	1984
Bobby Bonds	141	1977
7. Reggie Jackson	140	1983
Chili Davis	135	1993
9. Reggie Jackson	138	1985
10. Bobby Knoop	136	1967

## Stolen Bases

1. Mickey Rivers	70	1975★
2. Gary Pettis	56	1985
3. Luis Polonia	55	1993
4. Luis Polonia	51	1992
5. Gary Pettis	50	1986
6. Chad Curtis	48	1993
Luis Polonia	48	1991
Gary Pettis	48	1984
9. Devon White	44	1989
10. Chad Curtis	43	1992

## Game Winning RBI (1980-88)

1. Don Baylor	21	1982★
2. Wally Joyner	14	1986
3. Doug DeCinces	13	1986
Brian Downing	13	1986
5. Brian Downing	12	1988
Wally Joyner	12	1988
Brian Downing	12	1985
Doug DeCinces	12	1984
Fred Lynn	12	1982
10. Seven players tied at	11	1979

All CAPS — Active

★ Led or tied for league lead

★★ Based on 3.1 plate appearances multiplied by games played by Angels

# Rookie Season Batting-Top 5

## Highest Average

(Based on 502 plate appearances)

1. Wally Joyner	.290	1986
2. Lee Thomas	.284	1961
3. <b>TIM SALMON</b>	<b>.283</b>	<b>1993</b>
4. Devon White	.263	1987
5. Chad Curtis	.259	1992

## Games

1. Bobby Knoop	162	1964
2. Devon White	159	1987
3. <b>GARY DISARCINA</b>	<b>157</b>	<b>1992</b>
4. Paul Schaal	155	1965
Bob Rodgers	155	1962

## At-Bats

1. Devon White	639	1987
2. Wally Joyner	593	1986
3. Jerry Remy	569	1975
4. Bob Rodgers	565	1962
5. <b>GARY DISARCINA</b>	<b>518</b>	<b>1992</b>

## Runs

1. Devon White	103	1987
2. <b>TIM SALMON</b>	<b>93</b>	<b>1993</b>
3. Wally Joyner	82	1986
Jerry Remy	82	1975
5. Lee Thomas	77	1961

## Hits

1. Wally Joyner	172	1986
2. Devon White	168	1987
3. Jerry Remy	147	1975
4. <b>TIM SALMON</b>	<b>146</b>	<b>1993</b>
Bob Rodgers	146	1962

## Doubles

1. <b>TIM SALMON</b>	<b>35</b>	<b>1993</b>
2. Bob Rodgers	34	1962
3. Devon White	33	1987
4. Ken Hunt	29	1961
5. Wally Joyner	27	1986

## Triples

1. Gary Pettis	6	1984
Bob Rodgers	6	1962
3. Devon White	5	1987
Ken Landreaux	5	1978
Jerry Remy	5	1975
Lee Thomas	5	1961

## Home Runs

1. <b>TIM SALMON</b>	<b>31</b>	<b>1993</b>
2. Ken Hunt	25	1961
3. Devon White	24	1987
Lee Thomas	24	1961
5. Wally Joyner	22	1986

## Runs Batted In

1. Wally Joyner	100	1986
2. <b>TIM SALMON</b>	<b>95</b>	<b>1993</b>
3. Devon White	87	1987
4. Ken Hunt	84	1961
5. Willie Aikens	81	1979

## Extra Base Hits

1. <b>TIM SALMON</b>	<b>67</b>	<b>1993</b>
2. Devon White	62	1987
3. Ken Hunt	57	1961
4. Wally Joyner	52	1986
5. Bob Rodgers	46	1962

## Total Bases

1. Devon White	283	1987
2. <b>TIM SALMON</b>	<b>276</b>	<b>1993</b>
3. Wally Joyner	271	1986
4. Ken Hunt	232	1961
5. Lee Thomas	221	1961

## Stolen Bases

1. Gary Pettis	48	1984
2. Chad Curtis	43	1992
3. Jose Cardenal	37	1965
4. Jerry Remy	34	1975
5. Devon White	32	1987

## Sacrifice Hits

1. Mark McLemore	15	1987
2. Devon White	14	1987
3. Steve Lubratic	13	1983
4. Jerry Remy	12	1975
5. Wally Joyner	10	1986

## Sacrifice Flies

1. Wally Joyner	12	1986
2. <b>TIM SALMON</b>	<b>8</b>	<b>1993</b>
Bob Rodgers	8	1962
4. Carney Lansford	7	1978
5. Willie Aikens	6	1979
Jose Cardenal	6	1965
Ken Hunt	6	1961

## Hit By Pitch

1. Rick Reichardt	13	1966
2. <b>GARY DISARCINA</b>	<b>7</b>	<b>1992</b>
Ron Jackson	7	1976
Dave Chalk	7	1974
5. Chad Curtis	6	1992
<b>Dick Schofield</b>	<b>6</b>	<b>1984</b>

## Base on Balls

1. <b>TIM SALMON</b>	<b>82</b>	<b>1993</b>
Willie Aikens	61	1979
3. Paul Schaal	61	1965
4. Gary Pettis	60	1984
5. Wally Joyner	57	1986

## Strikeouts

1. <b>TIM SALMON</b>	<b>135</b>	<b>1993</b>
Devon White	135	1987
3. Ken Hunt	120	1961
4. Gary Pettis	115	1984
5. Bobby Knoop	109	1964

## Games By Position

1B Wally Joyner	152	1986
2B Bobby Knoop	161	1964
<b>SS GARY DISARCINA</b>	<b>157</b>	<b>1992</b>
3B Paul Schaal	153	1965
OF Devon White	159	1987
<b>OF TIM SALMON</b>	<b>140</b>	<b>1993</b>
OF Chad Curtis	135	1992
C Bob Rodgers	150	1962
DH Willie Aikens	51	1979

## Rookie All-Star Selections

1B Wally Joyner	1986★
SS Dave Chalk	1974

★ Indicates starter

All CAPS — Active

# Yearly Leaders Batting

Year	Average★	Games	At Bats	Runs	Hits	Total Bases
1961	Pearson (.288)	Hunt (149)	Hunt (479)	Pearson (92)	L. Thomas (129)	Wagner (232)
1962	L. Thomas (.290)	4 with (160)	Moran (659)	Pearson# (115)	Moran (186)	Wagner (306)
1963	Pearson (.304)	Fregosi Pearson (154)	Moran (597)	Pearson (92)	Pearson (176)	Wagner (251)
1964	Rodgers (.243)	<b>Knoop (162)</b>	Rodgers (514)	Fregosi (86)	Fregosi (140)	Fregosi (234)
1965	Fregosi (.277)	Fregosi (161)	Fregosi (602)	Fregosi (66)	Fregosi (167)	Fregosi (245)
1966	Cardenal (.276)	<b>Fregosi (162)</b>	Fregosi (611)	Fregosi (78)	Cardenal (155)	Fregosi (239)
1967	Fregosi (.290)	Knoop (159)	Fregosi (590)	Mincher (81)	Fregosi (171)	Mincher (237)
1968	Reichardt (.255)	Fregosi (159)	Fregosi (614)	Fregosi (77)	Fregosi (150)	Reichardt (225)
1969	Johnstone (.270)	Fregosi (161)	Fregosi (580)	Fregosi (78)	Alomar (153)	Fregosi (221)
1970	Johnson# (.329)	<b>Alomar# (162)</b>	Alomar (672)	Fregosi (95)	<b>Johnson (202)</b>	Johnson (282)
1971	Alomar (.260)	<b>Alomar# (162)</b>	<b>Alomar# (689)</b>	Alomar (77)	Alomar (179)	McMullen (234)
1972	Pinson (.275)	Alomar (155)	Alomar (610)	Alomar (65)	Oliver (154)	Oliver (222)
1973	Robinson (.266)	Oliver (151)	Oliver (544)	Robinson (85)	Oliver (144)	Robinson (261)
1974	Rivers (.285)	Doyle (147)	Doyle (511)	Robinson (75)	Rivers Doyle (133)	Robinson (197)
1975	Rivers (.284)	Rivers (155)	Rivers (616)	Remy (82)	Rivers (175)	Rivers (221)
1976	Remy (.263)	Bochle (146)	Remy (502)	Remy (64)	Remy (132)	Remy (152)
1977	Chalk (.277)	Bonds (158)	Bonds (592)	Bonds (103)	Bonds (156)	Bonds (308)
1978	Bostock (.296)	Baylor (158)	Baylor (591)	Baylor (103)	Bostock (168)	Baylor (279)
1979	Downing (.326)	<b>Baylor# (162)</b>	Lansford (654)	<b>Baylor# (120)</b>	Lansford (188)	<b>Baylor (333)</b>
1980	Carew (.331)	Lansford (151)	Lansford (602)	Lansford (87)	Carew (79)	Carew (236)
1981	Carew★★ (.305)	Burleson# (109)	Burleson (430)	Carew (57)	Burleson (126)	Grich (191)
1982	Carew (.319)	Downing (158)	Downing (623)	Downing (109)	Downing (175)	DeCinces (315)
1983	<b>Carew (.339)</b>	Boone (142)	Carew (472)	Downing (68)	Carew (160)	Lynn (211)
1984	Downing (.275)	Downing (156)	DeCinces (547)	Lynn (84)	Downing (148)	Downing (249)
1985	Carew (.280)	Boone Downing (150)	Downing (520)	Downing (80)	Downing (137)	Jackson (224)
1986	Joyner (.290)	Joyner Pettis (154)	Joyner (593)	Pettis (93)	Joyner (172)	Joyner (271)
1987	Joyner (.285)	White (159)	White (639)	Downing (110)	White (168)	Joyner (298)
1988	Ray (.306)	C. Davis Joyner (158)	Ray (602)	C. Davis Joyner (81)	Ray (184)	C. Davis (259)
1989	Ray (.289)	Joyner (159)	White (636)	White (86)	Joyner (167)	Joyner (249)

# Yearly Leaders Batting

YEAR	AVERAGE★	GAMES	AT BATS	RUNS	HITS	TOTAL BASES
1990	Parrish (.268)	Parrish (133)	Parrish (470)	Winfield (70)	Polonia (135)	Winfield (215)
1991	Joyner (.301)	Gaetti (152)	Polonia (604)	Polonia (92)	Polonia (179)	Joyner (269)
1992	Polonia (.286)	DiSarcina (157)	Polonia (577)	Polonia (63)	Polonia (165)	Polonia (190)
1993	Curtis (.285)	Davis (153)	Curtis (583)	Curtis (94)	Curtis (166)	Salmon (276)
1994	Davis★★ (.311)	Curtis (114)	Curtis (453)	Davis (72)	Davis (122)	Davis (220)
1995	Salmon (.330)	Salmon Snow (143)	Edmonds (558)	<b>Edmonds (120)</b>	Salmon (177)	Salmon (319)
1996	Davis (.292)	Salmon (156)	Anderson (607)	Salmon (90)	Anderson (173)	Salmon (291)
1997	Anderson (.303)	Salmon (157)	Anderson (624)	Hollins (101)	Anderson (189)	Salmon (301)
1998	Edmonds (.307)	DiSarcina (157)	Anderson (622)	Edmonds (115)	Edmonds (184)	Edmonds (303)
1999	Anderson (.303)	Anderson (157)	Anderson (620)	Anderson (88)	Anderson (185)	Anderson (291)

★ Based on 502 plate appearances

★★ Based on 3.1 plate appearances multiplied by games played by Angels

YEAR	DOUBLES	TRIPLES	HOME RUNS	RBI	SB	SF
1961	Hunt (29)	L. Thomas (5)	Wagner (28)	Hunt (84)	Pearson (11)	Wagner (7)
1962	Rodgers (34)	Pearson Rodgers (6)	Wagner (37)	Wagner (107)	Pearson (15)	Rodgers (8)
1963	Torres (32)	Fregosi (12)	Wagner (26)	Wagner (90)	Pearson (17)	Moran Wagner (7)
1964	Fregosi Clinton (22)	Fregosi (9)	Adcock (21)	Fregosi (72)	Fregosi (8)	Rodgers (7)
1965	Knoop (24)	W. Smith (9)	Fregosi (15)	Fregosi (64)	Cardenal (37)	Fregosi Rodgers (8)
1966	Fregosi (32)	Knoop# (11)	Adcock (18)	Knoop (72)	Cardenal (24)	Knoop# (7)
1967	Fregosi Mincher (23)	Fregosi (6)	Mincher (25)	Mincher (76)	Cardenal (10)	Rodgers Schaal (4)
1968	Fregosi (21)	<b>Fregosi# (13)</b>	Reichardt (21)	Reichardt (73)	Davalillo (25)	Repoz# (8)
1969	Fregosi (22)	Fregosi (6)	Reichardt (13)	Reichardt (68)	Alomar (20)	Reichardt Rodriguez (7)
1970	Fregosi (33)	Johnson Repoz (6)	Fregosi (22)	Johnson (86)	Alomar (35)	Voss (5)
1971	Alomar (24)	Alomar (3)	McMullen (21)	McMullen (68)	Alomar (39)	Spencer (5)
1972	Pinson (24)	Oliver (5)	Oliver (20)	Oliver (76)	Alomar (20)	Oliver (5)
1973	Robinson (29)	Pinson (6)	Robinson (30)	Robinson (97)	Alomar (25)	Pinson (7)
1974	Robinson (26)	Rivers# (11)	Robinson (20)	Robinson (63)	Rivers (30)	Valentine Llenas (7)
1975	Chalk (24)	<b>Rivers# (13)</b>	Stanton (14)	Stanton (82)	<b>Rivers# (70)</b>	Chalk (9)

# Yearly Leaders Batting

YEAR	DOUBLES	TRIPLES	HOME RUNS	RBI	SB	SF
1976	Jackson (18)	5 with (3)	Bonds (10)	Bonds (54)	Remy (35)	Bochta Bonds Guerrero (5)
1977	Bonds Chalk (27)	Remy (10)	Bonds (37)	Bonds (115)	Bonds Remy (41)	Bonds (10)
1978	Rudi (17)	Jackson (6)	Baylor (34)	Baylor (99)	Baylor (22)	Baylor# (12)
1979	Baylor (33)	Ford Grich Lansford Miller (5)	Baylor (36)	<b>Baylor# (139)</b>	Baylor (22)	<b>Ford# (13)</b>
1980	Carew (34)	Carew (7)	Thompson (17)	Lansford (89)	Carew (23)	Lansford# (11)
1981	Baylor (18)	Hobson (4)	Grich# (22)	Baylor (66)	Carew (16)	Baylor (6)
1982	<b>DeCinces (42)</b>	Carew DeCinces Grich (5)	<b>Jackson# (39)</b>	Jackson (101)	Baylor Carew (10)	DeCinces (9)
1983	Carew (24)	DeCinces Lynn Pettis Sconiers (3)	Lynn (22)	Lynn (74)	Pettis (8)	DeCinces (8)
1984	Downing Lynn (28)	Pettis (6)	Jackson (25)	Downing (91)	Pettis (48)	DeCinces (12)
1985	Jackson (27)	Pettis (8)	Jackson (27)	Downing Jackson (85)	Pettis (56)	DeCinces (7)
1986	Downing Joyner (27)	Schofield (6)	DeCinces (25)	Joyner (100)	Pettis (50)	Joyner (12)
1987	Joyner White (33)	Howell White (5)	Joyner (34)	Joyner (117)	White (32)	Joyner (10)
1988	<b>Ray (42)</b>	Ray (7)	Downing (25)	C. Davis (93)	Schofield (20)	C. Davis (10)
1989	Joyner (30)	<b>White (13)</b>	Davis (22)	Davis (90)	White (44)	Ray (12)
1990	Ray (23)	Polonia (9)	Parrish (24)	Winfield (78)	Polonia White (21)	Winfield (7)
1991	Joyner (34)	Polonia (8)	Winfield (28)	Joyner (96)	Polonia (48)	Winfield (6)
1992	Felix (22)	Felix (5)	Gaetti (12)	Felix (72)	Polonia (51)	Felix (9)
1993	Salmon (35)	Polonia (6)	Salmon (31)	Davis (112)	Polonia (55)	Salmon (8)
1994	Curtis (23)	Curtis (4)	Davis (26)	Davis (84)	Curtis (25)	Davis (6)
1995	Salmon (34)	DiSarcina (6)	Salmon (34)	Edmonds (107)	Phillips (13)	Davis (9)
1996	Anderson (33)	DiSarcina Salmon (4)	Salmon (30)	Salmon (98)	Hudler (14)	Davis (6)
1997	Anderson (36)	Alicea (7)	Salmon (33)	Salmon (129)	Erstad (23)	Salmon (11)
1998	<b>Edmonds (42)</b>	Anderson (7)	Salmon (26)	Edmonds (91)	Erstad (20)	Salmon (10)
1999	Anderson (36)	Erstad (5)	Vaughn (33)	Vaughn (108)	Erstad (13)	Anderson Salmon (6)

# Led league

Bold face indicates club record

# Club Batting

	AVG	AB	R	H	2B	3B	HR	RBI	SH	SF	SB	CS
1961	.245	5424	744	1331	218	22	189	700	80	37	37	28
1962	.250	5499	718	1377	232	35	137	667	82	43	46	27
1963	.250	5506	597	1378	208	38	95	551	84	46	43	30
1964	.243	5332	544	1297	186	27	102	508	78	37	49	39
1965	.239	5354	527	1279	200	36	97	486	93	44	107	57
1966	.232	5360	604	1244	179	54	122	562	69	46	80	54
1967	.238	5307	567	1265	170	37	114	524	88	23	40	36
1968	.227	5331	498	1209	170	33	83	453	75	37	62	50
1969	.225	5416	528	1221	151	29	88	480	75	41	54	39
1970	.251	5532	631	1391	197	40	114	597	69	37	69	27
1971	.231	5495	511	1271	213	18	96	477	83	31	72	34
1972	.242	5165	454	1249	171	26	78	420	66	25	57	37
1973	.253	5505	629	1395	183	29	93	595	60	45	59	47
1974	.254	5401	618	1372	203	31	95	550	82	48	119	79
1975	.246	5377	628	1324	195	41	55	572	97	47	220*	108
1976	.235	5385	550	1265	210	23	63	511	92	48	126	80
1977	.255	5410	675	1380	233	40	131	636	74	51	159	89
1978	.259	5472	691	1417	226	28	108	646	72	56	86	69
1979	.282	5550	866*	1563	242	43	164	808*	79	56	100	52
1980	.265	5443	698	1442	236	32	106	655	75	44	91	63
1981	.256	3688	476	944	134	16	97	439	51	30	44	33
1982	.274	5532	814	1518	268	26	186	760	114*	56*	55	53
1983	.260	5640	722	1467	241	22	154	682	68	46	41	39
1984	.249	5470	696	1363	211	30	150	649	65	46	80	51
1985	.251	5442	732	1364	215	31	153	685	99	35	106	51
1986	.255	5433	786	1387	236	36	167	743	91*	61*	109	42
1987	.252	5570	770	1406	257	26	172	709	70	36	125	44
1988	.261	5582	714	1458	258	31	124	660	63	52	86	52
1989	.256	5543	669	1421	207	37	145*	623	54	46	89	40
1990	.260	5570	690	1448	237	27	147	646	58	45	68	43*
1991	.255	5470	653	1396	245	29	115	607	63	31	94	56
1992	.243	5364	579	1306	202	20	88	537	56	40	160	101
1993	.260	5391	684	1399	259	24	114	644	50	46	169	100*
1994	.264	3943	543	1042	178	16	120	518	42	29	65	54
1995	.277	5019	801	1390	252	25	186	761	33	38	57	39
1996	.276	5686	762	1571	256	24	192	727	45	33	53	39
1997	.272	5628	829	1531	279	25	161	775	40	57	126	72
1998	.272	5630	787	1530	314	27	147	739	49	41	93	45
1999	.256	5494	711	1404	248	22	158	673	41	42	71	45

\*Led League

## Club Designated Hitters

	AVG	AB	R	H	TB	2B	3B	HR	RBI	SH	SF	BB	SO	SB	CS
1973	.255	604	88	154	276	27	1	31	100	2	3	90	105	1	2
1974	.240	572	85	137	242	32	2	23	78	1	8	101	110	8	2
1975	.225	579	75	130	195	22	2	13	80	6	13	90	102	24	9
1976	.251	618	86	155	226	29	3	12	77	6	6	58	93	11	7
1977	.242	592	83	143	245	30	3	22	73	3	4	73	104	20	12
1978	.240	604	96	145	256	25	1	28	92	2	9	71	103	13	6
1979	.318	616	110	196	340	31	1	37	134	2	7	80	82	14	6
1980	.310	609	88	189	267	29	2	15	101	1	11	74	74	8	11
1981	.233	407	55	95	170	17	2	18	72	0	6	47	52	4	3
1982	.261	637	85	166	274	25	1	27	103	0	8	61	75	10	4
1983	.257	635	84	163	247	21	0	21	82	2	5	76	138	2	6
1984	.230	613	76	141	253	21	2	29	96	2	1	69	152	8	4
1985	.225	605	88	136	244	27	3	25	97	2	7	84	143	6	5
1986	.249	602	94	150	249	21	3	24	76	1	5	109	142	1	3
1987	.278	630	106	175	300	35	3	28	89	3	3	95	74	3	5
1988	.237	608	91	144	249	20	2	27	80	6	6	91	78	5	4
1989	.277	629	67	174	260	32	3	16	72	1	5	61	105	0	2
1990	.285	617	89	176	280	35	3	21	87	0	7	88	96	2	5
1991	.236	636	67	150	233	28	2	17	73	1	4	48	130	8	5
1992	.247	647	77	160	226	27	3	11	62	4	3	34	102	18	15
1993	.245	624	83	153	269	35	0	27	119	0	1	74	146	5	5
1994	.309	424	74	131	229	18	1	26	84	1	6	72	96	3	2
1995	.302	530	101	160	252	26	0	22	99	0	10	103	97	5	4
1996	.278	612	80	170	288	26	1	30	106	2	7	94	115	5	2
1997	.237	595	78	141	213	25	1	15	62	3	9	72	107	13	6
1998	.288	565	95	163	278	36	2	25	100	1	10	101	128	2	2
1999	.258	590	66	152	268	29	0	29	106	1	2	51	118	5	1

## Club Pinch-Hitting

	AVG	AB	R	H	2B	3B	HR	RBI	SF	BB	SO	SB
1961	.239	247	21	59	8	0	7	30	2	34	50	0
1962	.166	187	18	31	4	1	5	33	4	32	59	0
1963	.207	193	13	40	4	0	2	21	3	22	49	1
1964	.267	191	19	51	7	1	2	25	2	23	39	0
1965	.202	208	14	42	3	1	1	17	1	25	41	3
1966	.217	203	21	44	5	0	4	23	3	32	52	0
1967	.204	216	23	44	4	0	3	25	1	29	49	0
1968	.215	242	11	52	1	0	2	32	6	30	55	0
1969	.214	201	12	43	5	0	1	25	3	32	41	0
1970	.203	236	13	48	4	0	2	28	7	11	60	0
1971	.231	216	16	50	6	0	4	31	4	27	40	0
1972	.250	172	25	43	5	0	3	38	3	25	38	0
1973	.247	174	23	43	5	0	3	38	4	25	40	1
1974	.214	154	11	33	8	0	1	33	7	25	25	2
1975	.224	107	8	24	7	1	0	27	2	16	30	1
1976	.223	148	13	33	3	1	1	22	1	21	43	0
1977	.248	137	10	34	6	0	3	22	1	18	30	0
1978	.202	99	5	20	1	0	2	22	0	13	23	2
1979	.262	65	6	17	3	1	0	13	1	11	12	1
1980	.282	117	10	33	7	0	2	27	0	14	25	0
1981	.148	54	0	8	1	0	0	5	1	2	10	1
1982	.338	65	9	22	8	0	1	17	0	13	17	0
1983	.277	101	12	28	5	0	4	22	0	7	23	0
1984	.271	129	12	35	6	0	3	17	2	12	26	0
1985	.188	149	13	28	4	1	2	22	0	30	36	1
1986	.256	125	22	32	5	0	4	22	2	27	26	0
1987	.327	147	22	48	7	2	9	35	0	13	27	0
1988	.286	140	20	40	4	2	3	31	4	19	27	0
1989	.206	63	2	13	2	3	1	9	0	3	26	0
1990	.184	98	4	18	0	1	2	10	1	10	21	1
1991	.230	74	7	17	3	0	2	10	0	3	9	1
1992	.233	133	11	31	4	0	3	22	3	17	31	1
1993	.272	103	11	28	2	2	3	15	1	15	24	0
1994	.262	84	11	22	2	0	2	11	0	14	25	0
1995	.252	127	6	32	6	0	1	22	1	7	22	1
1996	.252	127	10	32	4	0	7	20	0	12	21	0
1997	.211	71	9	15	5	0	0	8	1	9	19	0
1998	.200	100	5	20	7	0	0	9	0	12	23	0
1999	.234	111	15	26	6	0	2	11	2	20	35	0

# Angels Grand Slam Home Runs (108)

- 1961** - Lee Thomas at Baltimore, June 6 (Mill Pappas)  
 Joe Koppe at Cleveland, Aug. 13 (Frank Funk)  
 Lee Thomas at Kansas City, Sept. 5 (Ed Rakow)  
 George Thomas vs. Chicago, Sept. 9  
 (Frank Baumann) ★  
 Leon Wagner vs. Washington, Sept. 26  
 (Johnny Klippstein)  
 Bob Rodgers vs. Cleveland, Sept. 29  
 (Barry Latman)
- 1963** - George Thomas vs. New York, May 1  
 (Ralph Terry) ★★
- Felix Torres at Cleveland, July 29 (Jerry Walker)
- 1964** - Bobby Knopp at New York, May 23 (Bill Stafford)  
 Willie Smith at Baltimore, July 2 (Stu Miller)
- 1965** - Costen Shockley vs. Boston, May 4  
 (Dave Morehead)
- 1966** - Jim Fregosi at Baltimore, Sept. 12 (Wally Bunker)
- 1967** - Rick Reichardt at Kansas City, June 25  
 (John Odum)  
 Rick Reichardt at Cleveland, Aug. 23  
 (Ed Connolly)
- 1969** - Jay Johnstone at Chicago, July 4 (Gary Bell)
- 1970** - Bill Voss vs. Kansas City, April 18  
 (Wally Bunker) ★★★  
 Jay Johnstone at Detroit, Aug. 25 (Lerrin LaGrow)
- 1971** - Roger Repoz vs. Baltimore, April 24 (Dick Hall)
- 1975** - Lee Stanton at Detroit, June 11 (Bob Reynolds)  
 Lee Stanton at Milwaukee, June 15  
 (Ed Rodriguez)
- 1976** - Bobby Bonds vs. Minnesota, May 15, 2nd game (Pete  
 Redfern)  
 Ron Jackson at Minnesota, July 4, 2nd game  
 (Bill Campbell)  
 Lee Stanton vs. Texas, July 25  
 (Steve Foucault)
- 1977** - Joe Rudi at Seattle, April 10 (Glenn Abbott)  
 Don Baylor at Oakland, July 27 (Paul Mitchell)
- 1978** - Rick Miller vs. Minnesota, April 12  
 (Gary Serun)  
 Merv Rettenmund vs. Cleveland, May 6  
 (Dennis Kinney)  
 Don Baylor at Chicago, May 18 (Ron Schueeler)  
 Joe Rudi vs. Kansas City, June 27  
 (Steve Mingori)  
 Joe Rudi at Kansas City, July 6 (Marty Pattin)  
 Joe Rudi at Milwaukee, July 26 (Bill Travers)  
 Don Baylor vs. Kansas City, Sept. 10  
 (Paul Splittorf)
- 1979** - Don Baylor vs. Oakland, April 21 (Bob Lacey)  
 Joe Rudi at Boston, May 8 (Chuck Rainey)  
 Dan Ford vs. Detroit, June 8 (John Hiller)  
 Willie Aikens at Toronto, June 13 (Dyar Miller)  
 Willie Aikens at Toronto, June 14  
 (Phil Huffman)  
 Joe Rudi vs. Baltimore, July 7  
 (Don Stanhouse)  
 Joe Rudi at Boston, July 23 (Dick Drago)  
 Don Baylor at Toronto, Aug. 25 (Balor Moore)
- 1980** - Bobby Grich at Detroit, July 29  
 (Roger Weaver)
- 1981** - Brian Downing at Seattle, April 9  
 (Glenn Abbott)
- 1982** - Fred Lynn at Cleveland, July 15 (Rick Wäts)  
 Reggie Jackson at Seattle, Aug. 6  
 (Ed Vande Berg)  
 Don Baylor at Minnesota, Aug. 11 (Ron Davis)  
 Brian Downing at Detroit, Aug. 31  
 (Larry Pashnick)  
 Brian Downing vs. Chicago, Sept. 6  
 (Jerry Koosman)
- 1983** - Rod Carew at Oakland, April 9 (Matt Keough)  
 Fred Lynn vs. Detroit, April 27 (Mill Wilcox)  
 Daryl Sconiers vs. Detroit, April 27 (Bob James)  
 Daryl Sconiers at Cleveland, May 28  
 (Len Barker)  
 Ellis Valentine at New York, June 2 (Dale Murray)  
 Ron Jackson at Milwaukee, June 6  
 (Bob McClure)  
 Bobby Grich vs. Detroit, July 22 (Doug Blair)  
 Juan Beniquez at Oakland, Aug. 17  
 (Mike Warren)
- 1984** - Brian Downing at Oakland, April 15  
 (Chris Codiroli)  
 Gary Pettis vs. Seattle, April 28 (Dave Beard)  
 Reggie Jackson vs. New York, May 28  
 (Dennis Rasmussen)
- 1985** - Dick Schofield at Oakland, April 12  
 (Keith Atherton)  
 Jerry Narron at Toronto, May 15 (Bill Cawdill)  
 Ruppert Jones vs. Cleveland, June 25  
 (Neal Heaton)
- Reggie Jackson vs. Cleveland, June 26  
 (Bryan Clark)  
 Jack Howell vs. Baltimore, Aug. 27  
 (Scott McGregor)  
 Bobby Grich vs. Cleveland, Sept. 22  
 (Jamie Easterly)
- 1986** - Brian Downing at Oakland, April 11 (Tim Birtsas)  
 Wally Joyner vs. Toronto, May 8 (Jim Acker)  
 Dick Schofield vs. Detroit, May 29  
 (Dave LaPoint)  
 George Hendrick at Milwaukee, July 8  
 (Juan Nieves)  
 Brian Downing at Oakland, July 31 (Eric Plunk)  
 Bob Bouns at Oakland, July 31 (Eric Plunk)  
 Dick Schofield vs. Detroit, Aug. 29  
 (Willie Hernandez)
- 1987** - Doug DeCinces vs. Boston, May 3  
 (Wes Gardner)  
 Dick Schofield at Kansas City, June 14  
 (Bob Shirley)  
 Devon White vs. Oakland, Aug. 17  
 (Dave Leiper)  
 Mark Ryal vs. Texas, Sept. 10 (Dale Mohorovic)
- 1988** - Devon White vs. Chicago, April 12  
 (Jack McDowell)
- 1989** - Bill Schroeder vs. Milwaukee, May 21  
 (Bill Wegman)
- 1990** - Wally Joyner vs. Milwaukee, May 27  
 (Tony Fossas)  
 Lance Parrish at Detroit, June 17  
 (Lance McCullers)
- 1991** - Luis Polonia vs. New York, Aug. 14 (Tim Leary)  
 Wally Joyner at Cleveland, May 10 (Eric King)  
 Dave Winfield at Toronto, June 1 (Willie Fraser)  
 Max Venable vs. Kansas City, July 2  
 (Mark Gubicza)
- 1992** - Lao Stevens vs. Baltimore, Sept. 4 (Rick Sutcliffe)
- 1993** - Chili Davis at Minnesota, June 26 (Willie Banks)  
 Tim Salmon vs. Seattle, Sept. 15 (Tim Leary)
- 1994** - Chili Davis vs. New York, May 3  
 (Terry Mulholland)  
 J.T. Snow vs. Boston, July 18 (Tim Vanegmond)  
 Chili Davis at Texas, July 30 (Brian Bohanon)
- 1995** - J.T. Snow vs. New York, May 25 (Melindo Perez)  
 Tim Salmon vs. Baltimore, May 29  
 (Mike Mussina)  
 Chili Davis vs. Cleveland, July 26  
 (Dennis Martinez)
- 1996** - Jim Edmonds vs. Milwaukee, April 2  
 (Ricky Bones)  
 Mike Aldrete at Seattle, April 15 (Edwin Murtado)  
 J.T. Snow vs. Milwaukee, July 27  
 (Ben McDonald)  
 Randy Velarde at Baltimore, Aug. 25  
 (Scott Erickson)  
 Garret Anderson vs. New York, Aug. 29  
 (Wally Whitehurst)
- 1997** - Tim Salmon vs. Cleveland, April 4  
 (Paul Shuey)  
 Dave Hollins vs. Seattle, July 6  
 (Josias Manzanillo)  
 Garret Anderson at Cleveland, July 28  
 (Drel Hershiser)
- 1998** - Darin Erstad vs. Chicago, May 1  
 (Tony Castillo)  
 Garret Anderson vs. Kansas City, May 25  
 (Tim Belcher)  
 Cecil Fielder at Arizona, June 9  
 (Willie Blair)
- 1999** - Tim Salmon at Oakland, April 15  
 (Kevin Jarvis)  
 Todd Greene vs. Seattle, April 16  
 (Jamie Moyer)  
 Andy Sheets vs. Toronto, April 29  
 (Roy Halladay)  
 Mo Vaughn vs. Tampa Bay, May 14  
 (Bobby Witt)  
 Matt Walbeck at Los Angeles, June 5  
 (Chari Ho Park)
- First grand slam at Anaheim Stadium by Curt Bletrye,  
 Baltimore, June 6, 1967.
- First grand slam by an Angel player :
- ★ at Wrigley Field, ★★ at Dodger Stadium,  
 ★★★ at Anaheim Stadium.

# Opponents Grand Slam Home Runs (122)

- 1961** - Al Smith at Chicago, June 13 (Ron Kline)  
Carroll Hardy (BOS) at Wrigley Field, Aug. 25 (Johnny James)  
Wayne Causey (KC) at Wrigley Field, Aug. 31. (Jim Donohue)  
Al Smith at Chicago, Sept. 17 (Johnny James)  
Walt Bond (CLE) at Wrigley Field, Oct. 1 (Ryne Duren)
- 1962** - Brooks Robinson (BAL) at Chavez Ravine, May 6 (Ken McBride)  
Ed Charles at Kansas City, May 26 (Dean Chance)  
Roger Maris (NY) at Chavez Ravine, Aug. 21 (Jack Spring)
- 1963** - Joe Pepitone (NY) at Chavez Ravine, May 2 (Dean Chance)  
Dick Stuart at Boston, May 15 (Bo Belinsky)  
Don Zimmer at Washington, July 7 (Paul Foytack)  
Lou Clinton (BOS) at Chavez Ravine, July 14 (Paul Foytack)  
Fredi Whitfield at Cleveland, July 31 (Eli Grba)
- 1964** - Tony Oliva at Minnesota, May 7 (Jack Spring)  
Tony Conigliaro (BOS) at Chavez Ravine, June 3 (Dan Osinski)  
Lee Thomas at Boston, July 4 (Ken McBride)  
Rich Rollins at Minnesota, July 19 (Don Lee)
- 1966** - Mickey Mantle at New York, July 23 (Marcelino Lopez)  
Eiston Howard at New York, July 24 (Lou Burdette)  
Fred Valentine at Washington, July 27 (Clyde Wright)
- 1967** - Curt Blefary (BAL) at Anaheim, June 6 (Lou Burdette)  
Paul Casanova at Washington, July 30 (Jim Coates)
- 1968** - Tom McCraw (CHI) at Anaheim, May 7 (Sammy Ellis)  
Davey Johnson at Baltimore, June 5 (Clyde Wright)  
Ken Harrelson at Boston, June 13 (Andy Messersmith)
- 1969** - Sal Bando at Oakland, April 16 (George Brunet)  
Rick Monday (OAK) at Anaheim, April 30 (George Brunet)  
Mickey Stanley at Detroit, May 23 (Andy Messersmith)  
Fred Talbot at Seattle, July 9 (Eddie Fisher)
- 1970** - Brant Atyea (MIN) at Anaheim, April 15 (Andy Messersmith)  
Leo Cardenas at Minnesota, Sept. 15 (Tom Bradley)
- 1971** - Carlos May at Chicago, Sept. 18 (Tom Murphy)
- 1972** - Eric Soderholm at Minnesota, June 26 (Eddie Fisher)  
John Briggs at Milwaukee, July 14 (Nolan Ryan)  
John Mayberry (KC) at Anaheim, Sept. 20 (Rudy May)
- 1973** - Danny Walton at Minnesota, April 17 (Steve Barber)  
Bobby Darwin (MIN) at Anaheim, June 29 (Nolan Ryan)  
Jeff Burroughs at Texas, July 26 (Bill Singer)  
Dick Green (OAK) at Anaheim, Aug. 5 (Steve Barber)  
Joe Lahoud (MIL) at Anaheim, Aug. 22 (Aurelio Monteagudo)
- 1974** - Jeff Burroughs (TEX) at Anaheim, April 9 (Skip Lockwood)  
George Hendrick at Cleveland, April 28 (Dick Salina)  
Bill Sudakis at New York, June 11 (Dick Lange)  
Sal Bando at Oakland, June 24 (Barry Raziano)  
Hal McRae at Kansas City, Sept. 26 (Chuck Dobson)
- 1975** - Sal Bando at Oakland, May 7 (Chuck Dobson)  
Mike Cubbage (TEX) at Anaheim, June 20 (Bill Singer)  
Frank White (KC) at Anaheim, June 25 (Luis Quintana)
- 1976** - Rod Carew at Minnesota, July 4 (Sid Monger)  
Charlie Spikes at Cleveland, July 22 (Frank Tanana)
- 1977** - Bucky Dent at New York, May 3 (Mike Cuellar)  
Mike Jorgensen (OAK) at Anaheim, July 2 (Dave LaRoche)  
Ken Singleton (BAL) at Anaheim, Aug. 6 (Ken Brett)  
Pat Kelly at Baltimore, Aug. 29 (Nolan Ryan)  
Leon Roberts at Seattle, Aug. 12 (Chris Knapp)
- 1979** - Lee May at Baltimore, May 5 (Don Aase)  
Andre Thornton at Cleveland, Sept. 1 (Jim Barr)
- 1981** - Roy Smalley (MIN) at Anaheim, April 18 (Bill Travers)  
Doug DeCinces at Baltimore, Aug. 27 (Don Aase)
- 1982** - Steve Kemp (CHI) at Anaheim, June 19 (Luis Sanchez)
- 1983** - Tony Bernazard (SEA) at Anaheim, Aug. 13 (Ken Forsch)
- 1984** - Kent Hrbek at Minnesota, April 16 (John Curtis)  
Lloyd Moseby at Toronto, April 20 (Mike Witt)  
Wayne Gross (BAL) at Anaheim, May 27 (Mike Witt)
- Dwight Evans at Boston, July 15 (Bruce Kison)  
Bill Buckner (BOS) at Anaheim, July 21 (Curt Kaufman)  
Randy Bush at Minnesota, July 28 (Jim Slaton)  
Chet Lemon (DET) at Anaheim, Aug. 26. (Curt Kaufman)  
Darryl Motley at Kansas City, Sept. 24 (Frank LaCorte)
- 1985** - Dave Collins (OAK) at Anaheim, Aug. 17 (Mike Witt)  
Eddie Murray (BAL) at Anaheim, Aug. 26 (Alan Fowkes)
- 1986** - Jim Presley at Seattle, April 8 (Ken Forsch)  
Danny Tartabull (SEA) at Anaheim, April 15 (Don Sutton)  
Rich Gedman (BOS) at Anaheim, July 25 (Vern Ruhle)  
Pete Incaviglia (TEX) at Anaheim, Sept. 28 (Mike Witt)
- 1987** - Tony Phillips (OAK) at Anaheim, April 20 (Gary Lucas)  
Matt Nokes (DET) at Anaheim, April 30 (Mike Cook)  
Tony Bernazard (CLE) at Anaheim, June 10 (John Candelaria)  
Mike Kingery (SEA) at Anaheim, Aug. 2 (Kirk McCaskill)  
Mike Pagliarulo at New York, Sept. 4 (Kirk McCaskill)
- 1988** - Mark McGwire at Oakland, Aug. 11 (DeWayne Bruce)  
Pete O'Brien (TEX) at Anaheim, Sept. 18 (Bryan Harvey)
- 1989** - Jeffrey Leonard at Seattle, April 14 (Mike Witt)  
Bo Jackson (KC) at Anaheim, Sept. 27 (Willie Fraser)
- 1990** - Darryl Hamilton at Milwaukee, July 8 (Mark Eichhorn)
- 1991** - Randy Milligan at Baltimore, July 23 (Bryan Harvey)  
Craig Grebeck (CHI) at Anaheim, Sept. 15 (Kyle Abbott)  
Tim Spehr at Kansas City, Sept. 29 (Jim Abbott)
- 1992** - Tino Martinez (SEA) at Anaheim, April 25 (Joe Grahe)  
Albert Belle at Cleveland, July 8 (Joe Grane)
- 1993** - Kirk Gibson (DET) at Anaheim, April 9 (Scott Sanderson)  
Joe Carter at Toronto, June 8 (Darryl Scott)  
Juan Gonzalez (TEX) at Anaheim, June 17 (Ken Patterson)  
George Bell (CHI) at Anaheim, June 20 (Russ Springer)  
Julio Franco at Texas, Aug. 10 (Phil Lettwich)  
Dave Henderson at Oakland, Oct. 1 (Mark Holzemer)
- 1994** - Matt Nokes at New York, April 25 (Mark Leiter)  
Dick Schofield at Toronto, May 28 (Mark Langston)  
Kirk Gibson (DET) at Anaheim, June 11 (Mike Butcher)  
Hobie Brooks at Kansas City, June 13 (Bob Patterson)  
Cal Ripken Jr. at Baltimore, July 3 (Brian Anderson)
- 1995** - Reggie Jefferson (BOS) at Anaheim, May 26 (Mike Butcher)  
Mark McGwire at Oakland, June 30 (Lee Smith)  
Matt Mieske (MIL) at Anaheim, July 9 (Chuck Finley)  
Albert Belle at Cleveland, July 18 (Lee Smith)  
Mike Blowers (SEA) at Anaheim, Aug. 3 (Mike Butcher)
- 1996** - Dan Wilson at Seattle, April 16 (Jim Abbott)  
Mark McGwire at Oakland, May 1 (Phil Lettwich)  
Chuck Knoblauch at Minnesota, June 5 (Mark Eichhorn)  
Geronimo Berroa (OAK) at Anaheim, June 27 (Shad Williams)  
Matt Stairs at Oakland, July 5 (Ryan Hancock)  
Tony Clark at Detroit, Aug. 1 (Greg Goffi)  
Johnny Damon (KC) at Anaheim, Aug. 10 (Jim Abbott)
- 1997** - Cal Ripken (BAL) at Anaheim, May 6 (Pop Harris)  
Rich Aurilia (SF) at Anaheim, June 14 (Allen Watson)  
Marquis Grissom (CLE) at Anaheim, Aug. 27 (Allen Watson)  
Bobby Higginson at Detroit, Sept. 6 (Allen Watson)  
Lee Stevens (TEX) at Anaheim, Sept. 26 (Mike Holtz)
- 1998** - Yamil Benitez at Arizona, June 9 (Chuck Finley)
- 1999** - Brady Anderson (BAL) at Anaheim, May 27 (Mike Magnante)  
Devon White at Los Angeles, June 5 (Tim Belcher)  
Rafael Palmeiro at Texas, July 22 (Steve Sparks)

# Pinch-Hit Home Runs (96)

- 1961 — (7)... Steve Bilko, Ken Hunt, Ted Kluszewski, Albie Pearson, Del Rice, Lee Thomas and Leon Wagner
- 1962 — (5)... Earl Averill, Tom Burgess, Ed Sadowski, Tom Satriano and Leon Wagner
- 1963 — (2)... Hank Foiles and Frank Kostro
- 1964 — (2)... Jim Fregosi and Tom Satriano
- 1965 — (1)... Julio Gotay
- 1966 — (4)... Joe Adcock (3) and Jose Cardenal
- 1967 — (3)... Jimmie Hall, Jay Johnstone and John Werhas
- 1968 — (2)... Ed Kirkpatrick and Roger Repoz
- 1969 — (1)... Billy Cowan
- 1970 — (2)... Billy Cowan and Jay Johnstone
- 1971 — (3)... Jim Fregosi, Syd O'Brien and Tom Reynolds
- 1972 — (3)... Jack Hiatt, Syd O'Brien and John Stephenson
- 1973 — (3)... Mike Epstein, Winston Llenas and Frank Robinson
- 1974 — (1)... Charlie Sands
- 1976 — (1)... Ron Jackson
- 1977 — (3)... Ike Hampton and Tony Solaita (2)
- 1978 — (2)... Merv Rettenmund (Grand Slam), vs. Cleveland, May 6  
Joe Rudi (Grand Slam), vs. Kansas City, June 27
- 1980 — (2)... Al Cowens and Jason Thompson
- 1982 — (1)... Rod Carew
- 1983 — (4)... Daryl Scomiers (2), Rob Wilfong and Reggie Jackson
- 1984 — (3)... Jerry Narron (2) and Daryl Scomiers
- 1985 — (2)... Juan Beniquez and Jerry Narron
- 1986 — (4)... Ruppert Jones (2), Bobby Grich and Mark Ryal
- 1987 — (9)... George Hendrick (3), Jack Howell (2), Ruppert Jones (2) and Mark Ryal (2)
- 1988 — (3)... Tony Armas, George Hendrick and Johnny Ray
- 1989 — (1)... Claudell Washington
- 1990 — (2)... Jack Howell, Dave Winfield
- 1991 — (2)... Bobby Rose, Max Venable
- 1992 — (3)... Bobby Rose, Gary Gaetti, Damion Easley
- 1993 — (3)... Torey Lovullo, Greg Myers (2)
- 1994 — (2)... Dwight Smith, Bo Jackson
- 1995 — (1)... Eduardo Perez
- 1996 — (7)... Jack Howell (4), Mike Alárte (2) and Jim Edmonds
- 1999 — (2)... Todd Greene, Matt Luke

## Inside-the-Park Home Runs (21)

- 1962 — Jim Fregosi, September 19 vs. Baltimore (Steve Barber)★
- 1963 — Jim Fregosi, September 6 vs. Kansas City (Dave Wickersham)
- 1964 — Bob Rodgers, September 7 vs. Boston (Dick Radatz)
- 1966 — Paul Schaal, August 2 vs. New York (Hal Reniff)★★
- Jose Cardenal, August 30 vs. Boston (Roland Sheldon)
- 1967 — Rick Reichardt, June 25 at Kansas City (John Odum)★★★
- Jose Cardenal, August 13 at Boston (Jim Lonborg)
- 1969 — Sandy Alomar, June 23 vs. Minnesota (Dick Woodson)
- Rick Reichardt, September 24 vs. Seattle (Gene Brabender)
- 1971 — Ken McMullen, September 5 at Milwaukee (Skip Lockwood)
- 1972 — Leo Cardenas, July 15 at Milwaukee (Gary Ryerson)
- 1973 — Rudy Meoli, July 28 at Kansas City (Gene Garber)
- 1976 — Dave Collins, September 23 vs. Texas (Tommy Boggs)
- 1977 — Bobby Bonds, August 3 vs. New York (Ron Guidry)
- 1983 — Gary Pettis, September 27 vs. Toronto (Luis Leal)
- 1984 — Rob Picciolo, July 4 at Toronto (Dave Stieb)
- 1987 — Gary Pettis, April 22 vs. Oakland (Curt Young)
- 1990 — Luis Polonia, August 14 vs. New York (Tim Leary)★★★
- 1991 — Luis Polonia, August 9 vs. Oakland (Dave Stewart)
- 1996 — Darin Erstad, September 6 at Minnesota (Brad Radke)
- 1997 — Darin Erstad, May 24 at Toronto (Woody Williams)
- ★First inside-the-park home runs at Dodger Stadium  
★★First inside-the-park home run at Anaheim Stadium  
★★★inside-the-park grand slam

## Home Run in First At-Bat as Angel (9)

- Ted Kluszewski, April 11, 1961  
Bob Cerv, April 11, 1961  
Don Rose, May 24, 1972  
Frank Robinson, April 6, 1973  
Dave Machermer, June 21, 1978  
Mark Ryal, Sept. 2, 1986  
Claudell Washington, April 4, 1989  
Dave Parker, April 9, 1991  
Von Hayes, April 7, 1992

## Home Run in First Game as Angel (22)


- Ted Kluszewski, April 11, 1961  
Bob Cerv, April 11, 1961  
Lou Clinton, June 5, 1964  
Vic Power, June 14, 1964  
Don Mincher, April 11, 1967  
Woodie Held, June 16, 1967  
Ken McMullen, April 28, 1970  
Billy Parker, Sept. 9, 1971  
Bob Oliver, May 7, 1972  
Frank Robinson, April 6, 1973  
Richie Scheinblum, June 16, 1973  
Orlando Alvarez, May 13, 1976  
Joe Rudi, April 6, 1977  
Dave Machermer, June 21, 1978  
Mark Ryal, Sept. 2, 1986  
Claudell Washington, April 4, 1989  
Dave Parker, April 9, 1991  
Von Hayes, April 7, 1992  
Rene Gonzales, April 12, 1992  
J.T. Snow, April 6, 1993  
Eduardo Perez, July 27, 1993  
Andy Allanson, April 26, 1995

# Three Home Runs - Inning

7/11/97	- at Oakland (5th inning) HR: Edmonds, Salmon, Phillips	6/7/83	- vs. Chicago (3rd inning) HR: Sconiers, Re. Jackson, Lynn
8/11/96	- vs. Kansas City (6th inning) HR: Arias, Velarde, Davis	6/20/80	- at Boston (3rd inning) HR: Patek, R. Miller, Thompson
7/14/90	- vs. Toronto (7th inning) HR: Winfield, Downing, Bichette	8/31/79	- at Cleveland (8th inning) HR: Aikens, Grich, J. Anderson
10/3/87	- vs. Cleveland (1st inning) HR: Downing, Joyner, Howell	5/11/77	- vs. Baltimore (2nd inning- <b>consecutive</b> ) HR: Bonds, Baylor, Ro. Jackson
8/16/87	- vs. Oakland (2nd inning) HR: D. Miller, McLemore, Howell	6/19/76	- vs. Boston (5th inning) HR: Ro. Jackson, B. Jones, Guerrero
6/29/87	- at Cleveland (7th inning) HR: Schofield, DeCinces, Joyner	4/30/66	- at Boston (8th inning) HR: Reichardt 2, Knop
9/26/86	- vs. Texas (6th inning) HR: Pettis, Downing, Hendrick	7/25/64	- at Kansas City (6th inning) HR: W. Smith, Rodgers, Perry
4/26/86	- vs. Minnesota (9th inning) HR: Hendrick, R. Jones, Joyner	8/28/62	- at Kansas City (4th inning- <b>consecutive</b> ) HR: L. Thomas, Wagner, Rodgers
4/24/84	- at Boston (4th inning- <b>consecutive</b> ) HR: Re. Jackson, Downing, Grich	6/20/61	- vs. Boston (5th inning) HR: Wagner, Averill, Bitko

## Five & Six-Hit Games in Club Annals (38)

Lee Thomas	Sept. 5, 1961 at K.C.	Rod Carew	April 22, 1983 vs. Bal.
Lee Thomas	May 6, 1962 vs. Bal.	Juan Beniquez	May 29, 1984 at N.Y.
Leon Wagner	April 26, 1963 at Bal.	Bob Boone	June 17, 1988 at K.C.
Willie Smith	July 25, 1964 at K.C.	Dave Winfield	April 13, 1991 at Min.
Jose Cardenal	May 31, 1966 vs. Cle.	Luis Polonia	May 13, 1991 at Cle.
Vic Davalillo	Aug. 4, 1968 at Bos.	Dave Gallagher	May 19, 1991 at Bal.
Tom Satriano	Aug. 11, 1968 at Bal.	Luis Polonia	June 1, 1991 at Tor.
Vada Pinson	Aug. 4, 1972 at K.C.	Dave Winfield	June 24, 1991 at K.C.
Richie Scheinblum	July 28, 1973 at K.C.	Tim Salmon	May 13, 1994 at Sea.
Denny Doyle	April 30, 1974 at Bos.	Chris Turner	July 5, 1994 at Bos.
Dave Collins	June 20, 1975 vs. Tex.	Chili Davis	May 10, 1995 vs. Tex.
Mario Guerrero	June 14, 1977 at Min.	Tony Phillips	June 14, 1995 vs. Min.
Brian Downing	April 15, 1979 at Oak.	Rex Hudler	May 26, 1996 vs. Bos.
Dan Ford	Aug. 10, 1979 vs. Sea.	Garret Anderson	Sept. 27, 1996 at Tex. (6)
Dickie Thon	May 28, 1980 vs. Tex.	Darin Erstad	June 9, 1998 at Arizona
Bobby Grich	July 13, 1980 at Det.	Gary DiSarcina	June 13, 1998 at Texas
Rick Burleson	June 3, 1981 at Tor.	Gary DiSarcina	Sept. 24, 1998 at Oakland
Rod Carew	Aug. 21, 1981 vs. Cle.	Randy Velarde	June 24, 1999 at Seattle
Don Baylor	April 13, 1982 vs. Sea.	Mo Vaughn	June 24, 1999 at Seattle



Mo Vaughn

# Career Leaders Pitching

## Wins

1. Chuck Finley	165
2. Nolan Ryan	138
3. Mike Witt	109
4. Frank Tanana	102
5. Mark Langston	88
6. Clyde Wright	87
7. Kirk McCaskill	78
8. Dean Chance	74
9. Andy Messersmith	59
10. Jim Abbott	54
George Brunet	54

## Starts

1. Chuck Finley	379
1. Nolan Ryan	288
3. Mike Witt	272
4. Frank Tanana	218
5. Mark Langston	210
6. Kirk McCaskill	189
Clyde Wright	189
8. Rudy May	170
9. Dean Chance	168
10. Jim Abbott	161

## Strikeouts

1. Nolan Ryan	2,416
2. Chuck Finley	2,151
3. Mike Witt	1,283
4. Frank Tanana	1,233
5. Mark Langston	1,112
6. Dean Chance	857
7. Rudy May	844
8. Andy Messersmith	768
9. Kirk McCaskill	714
10. George Brunet	678

## ERA ★

1. Bob Lee	1.99
2. Ken Tatum	2.16
3. Bryan Harvey	2.49
4. Greg Minton	2.66
5. Donnie Moore	2.75
6. Andy Messersmith	2.77
7. Mark Eichhorn	2.81
8. Dean Chance	2.83
9. Tom Morgan	2.85
10. TROY PERCIVAL	2.95

## Complete Games

1. Nolan Ryan	156
2. Frank Tanana	92
3. Mike Witt	70
4. Chuck Finley	57
5. Clyde Wright	51
6. Dean Chance	48
7. Andy Messersmith	42
Geoff Zahn	42
9. Bill Singer	35
Rudy May	35



Chuck Finley

## Innings Pitched

1. Chuck Finley	2,675
1. Nolan Ryan	2,181.1
3. Mike Witt	1,965.1
4. Frank Tanana	1,614
5. Mark Langston	1,445.1
6. Clyde Wright	1,404
7. Dean Chance	1,237
8. Kirk McCaskill	1,221
9. Rudy May	1,138.2
10. Jim Abbott	1,073.2

## Games

1. Chuck Finley	436
2. Mike Witt	314
3. TROY PERCIVAL	306
4. Dave LaRoche	304
5. Nolan Ryan	291
6. Clyde Wright	266
7. Andy Hassler	259
8. Bryan Harvey	250
9. Rudy May	230
10. Frank Tanana	225

## Saves

1. TROY PERCIVAL	139
2. Bryan Harvey	126
3. Dave LaRoche	65
4. Donnie Moore	61
5. Bob Lee	58
6. Joe Grahe	45
7. Minnie Rojas	43
8. Ken Tatum	39
9. Lee Smith	37
10. Don Aase	27
Art Fowler	27
Luis Sanchez	27

## Shutouts

1. Nolan Ryan	40
2. Frank Tanana	24
3. Dean Chance	21
4. George Brunet	14
Chuck Finley	14
6. Geoff Zahn	13
7. Rudy May	12
8. Kirk McCaskill	11
Andy Messersmith	11
10. Mike Witt	10

All CAPS — Active  
★ Based on 100-or-more games

# All-Time Single Season Pitching - Top 10

## Wins

1.	Nolan Ryan	22	1974
	Clyde Wright	22	1970
3.	Nolan Ryan	21	1973
4.	Bill Singer	20	1973
	Andy Messersmith	20	1971
	Dean Chance	20	1964★
7.	Mark Langston	19	1991
	Nolan Ryan	19	1977
	Frank Tanana	19	1976
	Nolan Ryan	19	1972

## Losses

1.	Kirk McCaskill	19	1991★
	Frank Tanana	19	1974
	Clyde Wright	19	1973
	George Brunet	19	1967★
5.	Jim Abbott	18	1996★
	Nolan Ryan	18	1976
	Dean Chance	18	1963
8.	Mark Langston	17	1990
	Tom Murphy	17	1971
	Clyde Wright	17	1971
	George Brunet	17	1968★
	Dean Chance	17	1966

## Games

1.	Minnie Rojas	72	1967
2.	Mark Eichhorn	70	1991
3.	Mike James	69	1996
	Bill Kelso	69	1967
	Bob Lee	69	1965
6.	<b>TROY PERCIVAL</b>	<b>67</b>	<b>1998</b>
	Bryan Harvey	67	1991
	Eddie Fisher	67	1970
9.	<b>MIKE HOLTZ</b>	<b>66</b>	<b>1997</b>
10.	Donnie Moore	65	1985

## Starts

1.	Nolan Ryan	41	1974
2.	Bill Singer	40	1973
3.	Nolan Ryan	39	1976
	Nolan Ryan	39	1973
	Nolan Ryan	39	1972
	Clyde Wright	39	1970
7.	Andy Messersmith	38	1971
	Tom Murphy	38	1970
9.	Nolan Ryan	37	1977
	Clyde Wright	37	1971
	George Brunet	37	1967
	Dean Chance	37	1966

## Complete Games

1.	Nolan Ryan	26	1974
	Nolan Ryan	26	1973
3.	Frank Tanana	23	1976
4.	Nolan Ryan	22	1977★
5.	Nolan Ryan	21	1976
6.	Frank Tanana	20	1977
	Nolan Ryan	20	1972
8.	Bill Singer	19	1973
9.	Nolan Ryan	17	1979
10.	Ed Figueroa	16	1975
	Frank Tanana	16	1975

## Relief Appearances

1.	Minnie Rojas	72	1967
2.	Mark Eichhorn	70	1991
3.	Mike James	69	1996
	Bob Lee	69	1965
5.	Bill Kelso	68	1967
6.	<b>TROY PERCIVAL</b>	<b>67</b>	<b>1998</b>
	Bryan Harvey	67	1991
8.	<b>MIKE HOLTZ</b>	<b>66</b>	<b>1997</b>
9.	Donnie Moore	65	1985
	Eddie Fisher	65	1970

## Saves

1.	Bryan Harvey	46	1991★
2.	<b>TROY PERCIVAL</b>	<b>42</b>	<b>1998</b>
3.	Lee Smith	37	1995
4.	<b>TROY PERCIVAL</b>	<b>36</b>	<b>1996</b>
5.	<b>TROY PERCIVAL</b>	<b>31</b>	<b>1999</b>
	Donnie Moore	31	1985
7.	<b>TROY PERCIVAL</b>	<b>27</b>	<b>1997</b>
8.	Bryan Harvey	25	1990
	Bryan Harvey	25	1989
	Dave LaRoche	25	1978

## Shutouts

1.	Dean Chance	11	1964★
2.	Nolan Ryan	9	1972★
3.	Frank Tanana	7	1977★
	Nolan Ryan	7	1976★
5.	Jim McGlothlin	6	1967
6.	Six players tied at	5	

## Innings Pitched

1.	Nolan Ryan	332.2	1974★
2.	Nolan Ryan	326	1973
3.	Bill Singer	315.2	1973
4.	Nolan Ryan	299	1977
5.	Frank Tanana	288.1	1976
6.	Nolan Ryan	284.1	1976
7.	Nolan Ryan	284	1972★
8.	Dean Chance	278.1	1964
9.	Andy Messersmith	276.2	1971
	Clyde Wright	276.2	1971

## Base on Balls

1.	Nolan Ryan	204	1977★
2.	Nolan Ryan	202	1974★
3.	Nolan Ryan	183	1976★
4.	Nolan Ryan	162	1973★
5.	Nolan Ryan	157	1972★
6.	Nolan Ryan	148	1978★
7.	Nolan Ryan	132	1975
8.	Bill Singer	130	1973
9.	Bo Belinsky	122	1962★
10.	Andy Messersmith	121	1971

## Strikeouts

1.	Nolan Ryan	383	1973★
2.	Nolan Ryan	367	1974★
3.	Nolan Ryan	341	1977★
4.	Nolan Ryan	329	1972★
5.	Nolan Ryan	327	1976★
6.	Frank Tanana	269	1975★
7.	Frank Tanana	261	1976
8.	Nolan Ryan	260	1978★
9.	Bill Singer	241	1973
10.	Nolan Ryan	223	1979★

## Home Runs Allowed

1.	Shawn Boskie	40	1996★
2.	Don Sutton	38	1987
3.	Allen Watson	37	1997★
4.	Mike Witt	34	1987
5.	Willie Fraser	33	1988
6.	<b>JASON DICKSON</b>	<b>32</b>	<b>1997</b>
	Dennis Springer	32	1997
	Tom Murphy	32	1970
9.	Don Sutton	31	1986
10.	Mark Langston	30	1991

All CAPS — Active

★Led or tied for league lead

# Rookie Season Pitching - Top 5

## Wins

1. Frank Tanana	14	1974
Marcelino Lopez	14	1965
Dean Chance	14	1962
4. <b>JASON DICKSON</b>	<b>13</b>	<b>1997</b>
5. Jim Abbott	12	1989
Kirk McCaskill	12	1985
Ron Romanick	12	1984
Ricky Clark	12	1967
Ken McBride	12	1961

## Games

1. Bill Kelso	69	1967
2. Bob Lee	64	1964
3. <b>TROY PERCIVAL</b>	<b>62</b>	<b>1995</b>
4. Pep Harris	61	1997
5. DeWayne Buice	57	1987
Julio Navarro	57	1963

## Starts

1. Ken McBride	36	1961
2. Frank Tanana	35	1974
3. Ron Romanick	33	1984
4. <b>JASON DICKSON</b>	<b>32</b>	<b>1997</b>
Marcelino Lopez	32	1965

## Complete Games

1. Frank Tanana	12	1974
2. Ken McBride	11	1961
3. Ron Romanick	8	1984
Marcelino Lopez	8	1965
5. Mike Witt	7	1981
Paul Hartzell	7	1976

## Relief Appearances

1. Bill Kelso	68	1967
2. <b>TROY PERCIVAL</b>	<b>62</b>	<b>1995</b>
3. Pep Harris	61	1997
4. Bob Lee	59	1964
5. DeWayne Buice	57	1987
Julio Navarro	57	1963

## Saves

1. Ken Tatum	22	1969
2. DeWayne Buice	17	1987
Bob Lee	17	1964
4. Lloyd Allen	15	1971
5. Mark Clear	14	1979

## Shutouts

1. Frank Tanana	4	1974
2. Bo Belinsky	3	1962
3. Julio Valera	2	1992
Jim Abbott	2	1989
Ron Romanick	2	1984
Paul Hartzell	2	1976
Dean Chance	2	1962

## Innings Pitched

1. Frank Tanana	268.2	1974
2. Ken McBride	242	1961
3. Ron Romanick	229.2	1984
4. Marcelino Lopez	215.1	1965
5. Dean Chance	207	1962

## Base on Balls

1. Bo Belinsky	122	1962
2. Ken McBride	102	1961
3. Ron Moeller	83	1961
4. Marcelino Lopez	82	1965
5. Rudy May	78	1965

## Strikeouts

1. Frank Tanana	180	1974
Ken McBride	180	1961
3. Bo Belinsky	145	1962
4. Dean Chance	127	1962
5. Marcelino Lopez	122	1965

## Strikeout Avg. — Per Nine Innings

(minimum 50 innings pitched)

1. <b>TROY PERCIVAL</b>	<b>11.4</b>	<b>1995</b>
2. DeWayne Buice	8.6	1987
3. Andy Messersmith	8.2	1968
4. Mark Clear	8.1	1979
5. Dave LaRoche	8.0	1970

## Best Win-Save Total

1. Ken Tatum	29 (7/22)	1969
2. Mark Clear	25 (11/14)	1979
3. DeWayne Buice	23 (6/17)	1987
Bob Lee	23 (6/17)	1964
5. Dean Chance	21 (14/7)	1962

## Rookie All-Star Selections

RHP <b>JASON DICKSON</b>	<b>1997</b>
RHP Mark Clear	1979
RHP Ken McBride	1961

All CAPS — Active

# Yearly Leaders Pitching

YEAR	WINS	LOSSES	ERA (Starter)	ERA (Reliever)	SHUTOUTS	SAVES
1961	McBride (12)	McBride (15)	Bowstfield (3.78)	Morgan (2.35)	Four with 1	Fowler Morgan (8)
1962	Chance (14)	Belinsky D. Lee (11)	Chance (2.96)	Fowler (2.81)	McBride (4)	Duren (9)
1963	Chance McBride (13)	Chance (18)	Chance (3.19)	Fowler (2.43)	Four with 2	Fowler Navarro (8)
1964	Chance# (20)	McBride (13)	<b>Chance# (1.65)</b>	B. Lee (1.51)	<b>Chance# (11)</b>	B. Lee (17)
1965	Chance (15)	Newman (16)	Brunet (2.56)	B. Lee (1.92)	Chance (4)	B. Lee (21)
1966	Brunet Sanford (13)	Chance (17)	Chance (3.08)	B. Lee (2.74)	Brunet Chance Lopez (2)	B. Lee (12)
1967	Clark McGlothlin Rojas (12)	<b>Brunet# (19)</b>	Clark (2.59)	Rojas (2.51)	McGlothlin (6)	Rojas (22)
1968	Brunet (13)	Brunet# (17)	Brunet (2.86)	Messersmith (2.21)	Brunet (5)	Rojas (5)
1969	Messersmith (16)	McGlothlin Murphy (16)	Messersmith (2.52)	<b>Tatum (1.36)</b>	Brunet Messersmith (2)	Tatum (22)
1970	<b>Wright (22)</b>	May Murphy (13)	Wright (2.83)	Garrett (2.65)	May Murphy (2)	Tatum (17)
1971	Messersmith (20)	Murphy Wright (17)	Messersmith Wright (2.99)	Queen (1.78)	Messersmith (4)	Allen (15)
1972	Ryan (19)	Ryan (16)	Ryan (2.28)	Barber (2.08)	Ryan# (9)	Allen (5)
1973	<b>Ryan (21)</b>	<b>Wright (19)</b>	Ryan (2.87)	Barber (3.53)	May Ryan (4)	Sells (10)
1974	<b>Ryan (22)</b>	<b>Tanana (19)</b>	Hassler (2.51)	Sells (3.69)	Tanana (4)	Pena (3)
1975	Tanana Figueroa (16)	Singer (15)	Tanana (2.62)	Kirkwood (3.11)	Ryan Tanana (5)	Kirkwood (7)
1976	Tanana (19)	Ryan# (18)	Tanana (2.43)	Scott (3.23)	Ryan# (7)	Drago (6)
1977	Ryan (19)	Ryan (16)	Tanana (2.54)	Miller (3.02)	Tanana# (7)	LaRoche (13)
1978	Tanana (18)	Ryan (13)	Tanana (3.65)	Miller (2.66)	Tanana (4)	LaRoche (25)
1979	Frost Ryan (16)	Ryan (14)	Frost (3.57)	Clear (3.63)	Ryan (5)	Clear (14)
1980	Tanana Clear (11)	Aase (13)	Aase (4.06)	Hassler (2.49)	Aase Kison Martinez (1)	Hassler (10)
1981	Forsch (11)	Zahn (11)	Forsch (2.88)	Aase (2.34)	Forsch (4)	Aase (11)
1982	Zahn (16)	Forsch (11)	Witt (3.51)	Hassler (2.78)	Forsch Zahn (4)	Corbett (8)
1983	Forsch John Kison (11)	Witt (14)	Zahn (3.33)	Sanchez (3.66)	Zahn (3)	Sanchez (7)
1984	Witt (15)	John (13)	Zahn (3.12)	Corbett (2.12)	Zahn# (5)	Sanchez (11)
1985	Witt (15)	McCaskill (12)	Witt (3.56)	Moore (1.92)	Four with 2	Moore (31)

# Yearly Leaders Pitching

YEAR	WINS	LOSSES	ERA (Starter)	ERA (Reliever)	SHUTOUTS	SAVES
1986	Witt (18)	Sutton (11)	Witt (2.84)	Moore (2.97)	Witt (3)	Moore (21)
1987	Witt (16)	Witt (14)	Witt (4.01)	Minton (3.08)	Fraser McCaskill Reuss (1)	Blaice (17)
1988	Witt (13)	Witt (16)	Witt (4.15)	Harvey (2.13)	McCaskill Witt (2)	Harvey (17)
1989	Blyleven (17)	Witt (15)	Finley (2.57)	McClure (1.55)	Blyleven# (5)	Harvey (25)
1990	Finley (18)	Langston (17)	Finley (2.40)	Fraser (3.08)	Finley (2)	Harvey (25)
1991	Langston (19)	<b>McCaskill# (19)</b>	J. Abbott (2.89)	Harvey (1.60)	Finley (2)	<b>Harvey# (46)</b>
1992	Langston (13)	Abbott (15)	Abbott (2.77)	Eichhorn (2.38)	Langston Valera (2)	Grahe (21)
1993	Finley Langston (16)	Finley (14)	Finley (3.15)	Butcher Grahe (2.86)	Finley (2)	Frey (13)
1994	Finley (10)	Finley Leftwich (10)	Finley (4.32)	B. Patterson (4.07)	Finley (2)	Grahe (13)
1995	Finley Langston (15)	Finley (12)	Finley (4.21)	Percival (1.95)	Abbott Finley Langston (1)	Smith (37)
1996	Finley (15)	Abbott# (18)	Finley (4.16)	Percival (2.31)	Finley Grimsley Springer (1)	Percival (36)
1997	Dickson Finley (13)	Watson (12)	Finley (4.23)	Holtz (3.32)	Dickson Finley Springer (1)	Percival (27)
1998	Finley (11)	Dickson (10)	Finley (3.39)	Hasagawa (3.14)	Finley (1)	Percival (42)
1999	Finley (12)	Finley Hill Sparks (11)	Finley (4.43)	Petkovsek (3.47)	None	Percival (31)

YEAR	GAMES	STARTS	COMPLETE	INNINGS	STRIKEOUTS	WALKS
1961	Morgan (59)	McBride (36)	McBride (11)	McBride (242)	McBride (180)	Grba (115)
1962	Spring (57)	Belinsky D. Lee (31)	Chance McBride (6)	Chance (207)	Belinsky (145)	Belinsky# (122)
1963	Fowler Navarro (57)	McBride (36)	McBride (11)	McBride (251)	Chance (168)	Chance (90)
1964	B. Lee (64)	Chance (35)	Chance# (15)	Chance# (278.1)	Chance (207)	Chance (86)
1965	B. Lee (69)	Newman (36)	Chance Newman (10)	Newman (260.2)	Chance (164)	Chance (101)
1966	B. Lee (61)	Chance (37)	Chance (11)	Chance (259.2)	Chance (180)	Chance# (114)
1967	<b>Rojas (72)</b>	Brunet (37)	McGlothlin (9)	Brunet (250)	Brunet (165)	Brunet (90)
1968	Burgmeier (56)	Brunet (36)	Brunet McGlothlin (8)	Brunet (245.1)	McGlothlin (135)	Brunet (68)
1969	Fisher (52)	McGlothlin Murphy (35)	Messersmith (10)	Messersmith (250)	Messersmith (211)	Messersmith (100)
1970	Fisher (67)	Wright (39)	Wright (7)	Wright (260.2)	May (164)	Wright (88)
1971	Fisher (43)	Messersmith (38)	Messersmith (14)	Messersmith Wright (276.2)	Messersmith (179)	Messersmith (121)
1972	Fisher (43)	Ryan (39)	Ryan (20)	Ryan (284)	Ryan# (329)	Ryan# (157)

# Yearly Leaders Pitching

YEAR	GAMES	STARTS	COMPLETE	INNINGS	STRIKEOUTS	WALKS
1973	Sells (51)	Singer (40)	<b>Ryan (26)</b>	Ryan (326)	<b>Ryan# (383)</b>	Ryan# (162)
1974	Ryan (42)	Ryan (41)	Ryan (26)	Ryan# (332.2)	Ryan# (367)	Ryan# (202)
1975	Scott (50)	Tanana (33)	Tanana Figueroa (16)	Tanana (257.1)	Tanana# (269)	Ryan (132)
1976	Drago (43)	Ryan (39)	Tanana (23)	Tanana# (288.1)	Ryan# (327)	Ryan# (183)
1977	LaRoche (46)	Ryan (37)	Ryan# (22)	Ryan (299)	Ryan# (341)	Ryan# (204)
1978	LaRoche (59)	Tanana (33)	Ryan (14)	Tanana (239.1)	Ryan# (260)	Ryan# (148)
1979	LaRoche (53)	Ryan (34)	Ryan (17)	Frost (239)	Ryan# (223)	Ryan (114)
1980	Clear (58)	Tanana (31)	Tanana (7)	Tanana (204)	Tanana (113)	Aase (66)
1981	Hassler (42)	Zahn (25)	Forsch (19)	Zahn (161.1)	Witt (75)	Witt (47)
1982	Hassler (54)	Forsch (35)	Forsch Zahn (12)	Zahn (229.1)	Kison (86)	Zahn (65)
1983	Sanchez (56)	John (34)	Forsch Zahn (11)	John (234.2)	Kison (83)	Witt (75)
1984	Sanchez (49)	Witt (34)	Witt Zahn (9)	Witt (246.2)	Witt (196)	Witt (84)
1985	Moore (65)	Witt (35)	McCaskill Romanick Witt (6)	Witt (250)	Witt (180)	Witt (98)
1986	Moore (49)	Witt Sutton (34)	Witt (14)	Witt (269)	Witt (208)	McCaskill (92)
1987	Buice (57)	Witt (36)	Witt (10)	Witt (247)	Witt (192)	Witt (84)
1988	Harvey (50)	Witt (34)	Witt (12)	Witt (249.2)	Witt (133)	Witt (87)
1989	Minton (62)	Blyleven Witt (33)	Finley (9)	Blyleven (241)	Finley (156)	Finley (82)
1990	Eichhorn (60)	Abbott Langston (33)	Finley (7)	Finley (236)	Langston (195)	Langston (104)
1991	Eichhorn (70)	J. Abbott Finley Langston (34)	Langston (7)	Langston (245.1)	Langston (183)	Finley (101)
1992	Crim (57)	Langston (32)	Langston (9)	Langston (229)	Langston (174)	Finley (98)
1993	Frey (55)	Finley Langston (35)	Finley# (13)	Langston (256.1)	Langston (196)	Langston (85)
1994	B. Patterson (47)	Finley (25)	Finley (7)	Finley# (183.1)	Finley (148)	Finley (71)
1995	Patterson Percival (62)	Finley (32)	Finley Langston (2)	Finley (203)	Finley (195)	Finley (93)
1996	James (69)	Finley (35)	Finley (4)	Finley (238)	Finley (215)	Finley (94)
1997	Holtz (66)	Watson (34)	Finley Springer (3)	Dickson (203.2)	Finley (155)	Springer Watson (73)
1998	Percival (67)	Finley (34)	Finley Watson Olivares (1)	Finley (223.1)	Finley (212)	Finley (109)
1999	Hasegawa Petkovsek (64)	Finley (33)	Olivares (3)	Finley (213.1)	Finley (200)	Finley (94)


# Led League

Bold face indicates club record

# Club Pitching

	ERA	CG	SHO	SV	IP	H	R	ER	HR	HB	BB	SO	WP
1961	4.31	25	5	28	1438	1391	784	689	180	34	713	973	53
1962	3.70	23	15	46	1466	1412	706	602	118	49	616	858	39
1963	3.52	30	13	21	1455.1	1317	660	570	120	52	578	889	48
1964	2.91	30	28	41	1450.2	1273	551	469	100	50	530	965	42
1965	3.17	39	14	33	1441.2	1259	569	508	91	27	563	847	52
1966	3.56	31	12	40	1457.1	1364	643	577	136	38	511	836	49
1967	3.19	19	14	44	1430.1	1246	587	507	118	40	525	892	61
1968	3.43	29	11	31	1437	1234	615	548	131	33	519	869	68
1969	3.54	25	9	39	1438.1	1294	652	566	126	51	517	885	64
1970	3.48	21	10	49	1462.1	1280	630	566	154	43	559	922	52
1971	3.10	39	11	32	1481	1246	576	510	101	36	607	904	60
1972	3.06	57	18	16	1377.2	1109	533	469	90	28	620	1000	49
1973	3.57	72★	13	19	1456.1	1351	657	577	104	41	614	1010★	56
1974	3.52	64	13	12	1439	1339	657	563	101	47	649	986★	50
1975	3.89	59	19	16	1453.1	1366	723	628	123	39	643	975★	62
1976	3.36	64	15	17	1477.1	1323	631	551	95	38	553	992★	27
1977	3.76	53	13	26	1437.2	1383	695	600	136	47	572	965★	56
1978	3.65	44	13	33	1455.2	1382	666	590	125	32	599	892★	36
1979	4.34	46	9	33	1436	1463	768	692	131	33	573	820★	53
1980	4.52	22	6	30	1428.1	1548	797	717	141	39	529	725	32
1981	3.71	27	8	19	971.1	958	453	400	81	21	323	426	18
1982	3.82	40	10	27	1464	1436	670	621	124	42	482	728	36
1983	4.32	39	7	23	1474★	1636	779	708	130	30	496	668	51
1984	3.96	36	12	26	1458	1526	697	641	143	27	474	754	44
1985	3.91	22	8	41	1457.1	1453	703	633	171	27	514	767	45
1986	3.85	29	12	40	1455.2	1356	684	622	153	27	478	955	44
1987	4.38	20	7	36	1457.1	1481	803	709	212	32	504	941	54
1988	4.32	26	9	33	1455.2	1530	771	698	135	42	568	817	68
1989	3.28	32★	20	38	1454.1	1384	578	530	113	29	465	896	51
1990	3.79	21	13	42	1454	1482	706	613	106	38	544	944	50
1991	3.69	18	10	50	1441.2	1351	749	591	141	38	543	990	49
1992	3.84	26★	13	42	1446	1449	671	617	130	39	532	888	42
1993	4.34	26★	6	41	1430.1	1482	770	690	153	51	550	843	55
1994	5.42	11	4	21	1027	1149	660	618	150	45★	436	682	48
1995	4.52	8	9	42	1284.1	1310	697	645	163	43	486	901	42
1996	5.30	12	8	38	1439	1546	943	847	219	84★	662	1052	80
1997	4.52	9	5	39	1454.2	1506	794	730	202★	54	605	1050	57
1998	4.49	3	5	52	1444	1481	783	720	164	47	630	1091	70
1999	4.79	4	7	37	1431.1	1472	826	762	177	56	624	877	65★

★ Led or tied for league lead



Mark Langston, Jim Abbott & Chuck Finley

# Low Hit Games By Angels

## No Hitters

1. Bo Belinsky, vs. Baltimore, May 5, 1962 (2-0)
2. Clyde Wright, vs. Oakland, July 3, 1970 (4-0)
3. Nolan Ryan, at Kansas City, May 15, 1973 (3-0)
4. Nolan Ryan, at Detroit, July 15, 1973 (6-0)
5. Nolan Ryan, vs. Minnesota, Sept. 28, 1974 (4-0)
6. Nolan Ryan, vs. Baltimore, June 1, 1975 (1-0)
7. Mike Witt, at Texas, Sept. 30, 1984 (1-0, perfect game)

## Combined No-Hitters

1. Mark Langston-Mike Witt, vs. Seattle, April 11, 1990 (1-0)

## One-Hitters

1. Dean Chance, at Minnesota, Sept. 10, 1962 (5-0)
2. Bob Turley, at Chicago, June 12, 1963 (5-0)
3. Nolan Ryan, vs. Boston, July 9, 1972 (3-0)
4. Nolan Ryan, vs. New York, Aug. 29, 1973 (5-0)
5. Nolan Ryan, vs. Texas, June 27, 1974 (5-0)

6. Andy Hassler, vs. Chicago, Sept. 8, 1974 (0-1)
7. Nolan Ryan, vs. Seattle, April 15, 1977 (7-0)
8. Nolan Ryan, vs. Cleveland, May 5, 1978 (5-0)
9. Chris Knapp, at Toronto, Sept. 3, 1978 (3-1)
10. Nolan Ryan, vs. New York, July 13, 1979 (6-1)
11. Bruce Kison, at Minnesota, April 23, 1980 (17-0)
12. Kirk McCaskill, at Texas, June 25, 1986 (7-1)
13. Willie Fraser, vs. Seattle, Aug. 10, 1988 (2-1)
14. Kirk McCaskill, vs. Toronto, April 28, 1989 (9-0)
15. Chuck Finley, at Boston, May 26, 1989 (5-0)

## Combined One-Hitters

1. Ken McBride-Julio Navarro, at Washington, April 13, 1964 (4-0, Opening Day)
2. Rick Clark-Clyde Wright, vs. Baltimore, Aug. 20, 1968 (7-2)
3. Bill Harrelson-Andy Messersmith, at New York, Aug. 27, 1968 (2-0)
4. Frank Tanana-Don Kirkwood, vs. Oakland, April 26, 1975 (1-0)

# Low Hit Games vs. Angels

## No-Hitters

1. Earl Wilson, at Boston, June 26, 1962 (2-0)
2. Dennis Eckersley, at Cleveland, May 30, 1977 (1-0)
3. Bert Blyleven, Texas, at Anaheim, Sept. 22, 1977 (6-0)
4. Joe Cowley, Chicago, at Anaheim, Sept. 19, 1986 (7-1)
5. Kenny Rogers, at Texas, July 28, 1994 (4-0, perfect game)
6. Eric Milton, at Minnesota, Sept. 11, 1999 (7-0)

## Combined No-Hitters

1. Vida Blue-Glenn Abbott-Paul Lindblad-Rollie Fingers, at Oakland, Sept. 28, 1975 (5-0)

## One-Hitters

1. Wally Bunker, Kansas City, at Anaheim, Sept. 11, 1969 (3-0)
2. Sonny Siebert, Boston, at Anaheim, July 31, 1970 (2-0)
3. Rich Hand, at Cleveland, Aug. 28, 1970 (5-1)
4. Bill Gogolewski, Texas, at Anaheim, Sept. 12, 1972 (3-0)
5. Jim Kaat, Minnesota, at Anaheim, July 1, 1973 (2-1)
6. Mike Cuellar, Baltimore, at Anaheim, May 31, 1975 (1-0)
7. Rick Langford, Oakland, at Anaheim, July 5, 1979 (3-0)
8. Ross Baumgarten, at Chicago, July 2, 1980 (1-0)
9. Britt Burns, at Chicago, Sept. 9, 1983 (11-0)
10. Dennis Martinez, at Baltimore, June 5, 1985 (4-0)
11. Charlie Hough, Texas, at Anaheim, June 16, 1986 (1-2)
12. Walt Terrell, at Detroit, Aug. 20, 1986 (3-0)
13. Scott Sanderson, New York, at Anaheim, July 11, 1991 (2-0)
14. Dennis Rasmussen, Kansas City, at Anaheim, Sept. 29, 1992 (2-0)
15. Jimmy Key, New York, at Anaheim, April 27, 1993 (5-0)
16. David Cone, Kansas City, at Anaheim, May 22, 1994 (4-0)

## Combined One-Hitters

1. Whitey Ford-Jim Coates-Buddy Daley-Bob Turley, at New York, May 22, 1962 (2-1, 12 inn.)
2. Mike Paul-Gary Kroll-Jack Hamilton-Stan Williams, at Cleveland, June 8, 1969 (3-2)
3. Marty Pattin-Steve Mingori, at Kansas City, June 26, 1976 (3-0)
4. Gary Beare-Sam Hinds-Bill Castro, at Milwaukee, June 18, 1977 (4-2)
5. Ross Baumgarten-Randy Scarbery, at Chicago, May 25, 1979 (6-1)
6. Joe Niekro-Al Holland, New York, at Anaheim, June 4, 1986 (11-0)
7. John Burkett-Jeff Zimmerman-John Wetteland, vs. Texas, June 29, 1999 (5-0)



*Ellie Rodriguez & Nolan Ryan*

# 1-0 Wins & Losses

**GAMES:** 174

**RECORD:** 94-80

**HOME/ROAD:** 103/71

**HOME RECORD:** 71-32

**ROAD RECORD:** 23-48

**MOST WINS:** Chance (11); Finley (10); Ryan (7); Tanana, Newman (5); May (4)

**MOST LOSSES:** Brunet (6); Wright, Tanana (5); Newman, May, McGlothlin, Ryan, Finley (4)

**MOST DECISIONS:** Finley (14, 10-4); Chance (13, 11-2); Ryan (11, 7-4); Tanana (10, 5-5); Newman (9, 5-4); Brunet (9, 3-6)

**EXTRA INNING GAMES:** 21

**RECORD:** 13-8

**ROAD RECORD:** 3-3

**HOME RECORD:** 10-5

**LONGEST GAME:** 20 inn. (7/9/71) at Oak. (1-0 loss)

## Team Breakdown

TEAM	H/R	W-L	RECORD	
			HOME	ROAD
ARIZONA DIAMONDBACKS	0/0	0-0	0-0	0-0
BALTIMORE ORIOLES	9/8	9-8	6-3	3-5
BOSTON RED SOX	7/3	9-1	6-1	3-0
CHICAGO WHITE SOX	22/9	15-16	12-10	3-6
CLEVELAND INDIANS	9/4	6-7	6-3	0-4
COLORADO ROCKIES	0/0	0-0	0-0	0-0
DETROIT TIGERS	10/4	9-5	7-2	2-3
KANSAS CITY ROYALS	5/4	5-4	3-2	2-2
LOS ANGELES DODGERS	0/0	0-0	0-0	0-0
MILWAUKEE BREWERS	7/6	7-6	6-1	1-5
MINNESOTA TWINS	7/4	7-4	6-1	1-3
NEW YORK YANKEES	6/7	7-6	4-2	3-4
OAKLAND ATHLETICS	5/6	5-6	4-1	1-5
KANSAS CITY ATHLETICS	3/2	2-3	2-1	0-2
SAN DIEGO PADRES	0/0	0-0	0-0	0-0
SAN FRANCISCO GIANTS	0/0	0-0	0-0	0-0
SEATTLE PILOTS	0/1	0-1	0-0	0-1
SEATTLE MARINERS	2/1	2-1	2-0	0-1
TAMPA BAY DEVIL RAYS	0/0	0-0	0-0	0-0
TEXAS RANGERS	8/8	7-9	4-4	3-5
WASHINGTON SENATORS	2/3	3-2	2-0	1-2
TORONTO BLUE JAYS	1/2	2-1	1-0	1-1

DATE	OPP	H/R	W/L	WINNER	LOSER
7/ 9/61	DET (1)	R	L	Lary	Grba
4/12/62	CHI	R	W	McBRIDE	HORLEN
5/20/62	BOS	R	W	Belinsky	Schwall
6/ 6/62	CHI	H	W	McBRIDE	HERBERT
7/17/62	DET	H	W	McBRIDE	Aguirre
8/10/62	MIN	H (11)	W	CHANCE	KAAT
4/13/63	CHI	H (15)	W	Navarro	Peters
6/ 4/63	CHI	H	W	OSINSKI	Peters
6/21/63	WAS	H	W	Chance	Rudolph
7/17/63	CLE (2)	H	W	Foytack	Kralick
7/31/63	CLE (1)	R	L	LATMAN	Newman
8/ 9/63	NY	H	L	BOULTON	D. Lee
6/ 2/64	BOS	H	W	CHANCE	Lamabe
6/26/64	KC (1)	H	W	Belinsky	Drahowsky
7/11/64	CHI	H	W	CHANCE	Talbot
7/15/64	DET (2)	H	W	CHANCE	Regan
7/17/64	MIN	R	W	Newman	Stigman
7/24/64	KC	R	L	O'DONOGHUE	D. Lee
8/ 5/64	BAL	H	W	Chance	Bunker
8/18/64	DET (1)	R	W	CHANCE	Aguirre
8/18/64	DET (2)	R	L	LOLICH	Newman
8/22/64	CLE (1)	R	L	SIEBERT	Chance
9/ 5/64	BAL	H	W	Brunet	Barber
9/22/64	CHI	H	W	NEWMAN	Howard
9/25/64	MIN	H	W	CHANCE	KAAT
4/25/65	NY (2)	R	L	STOTTLEMYRE	May
5/ 3/65	BOS	H	W	CHANCE	Stephenson
5/21/65	CHI	H	W	Newman	JOHN

# 1-0 Wins & Losses

DATE	OPP	H/R	W/L	WINNER	LOSER
6/19/65	CLE	R	L	TERRY	Newman
7/ 4/65	CHI	H	L	John	Brunet
7/10/65	CLE	H	W	Newman	McDOWELL
8/31/65	NY	H	W	CHANCE	Stafford
9/ 3/65	KC (2)	H	L	Krausse	Newman
5/ 5/66	KC	H	W	Newman	Sheldon
6/ 3/66	DET	H	L	Acuirre	M. LOPEZ
6/ 8/66	CHI	H	W	BRUNET	Lamabe
6/19/66	KC (1)	R	L	KRAUSSE	WRIGHT
6/25/66	BAL	H	L	Bunker	BRUNET
7/ 6/66	DET	R (10)	W	Brunet	Sherry
7/20/66	BOS (2)	R (10)	W	Rojas	Wyatt
8/12/66	CHI	R	L	JOHN	CHANCE
8/23/66	NY	R	W	CHANCE	Peterson
5/12/67	CHI	R	L	Horlen	Sanford
5/13/67	CHI	R (10)	L	O'TOOLE	Rojas
6/ 1/67	WAS	R	L	PASCUAL	Clark
7/13/67	CHI	R	L	Peters	Brunet
8/ 8/67	NY	H	L	Monbuquette	Brunet
9/11/67	BOS	H	W	McGLOTHLIN	Stange
9/ 2/67	CLE	H (12)	W	Rojas	Allen
4/10/68	NY	R	L	STOTTLEMYRE	Brunet
6/28/68	WAS (2)	R (11)	W	Pattin	Knowles
7/27/68	CHI	H	L	Priddy	Brunet
8/ 6/68	WAS (2)	R	L	COLEMAN	McGlothlin
8/10/68	BAL	R	L	BRABENDER	MURPHY
8/19/68	BAL	H	L	HARDIN	McGLOTHLIN
9/28/68	CHI	H	W	Pattin	Fisher
4/29/69	SEA	R	L	PATTIN	McGLOTHLIN
5/14/69	WAS	H	W	McGlothlin	Hannan
5/18/69	NY (2)	R	L	Hamilton	Wilhelm
6/22/69	CHI	H	L	WYNNE	McGlothlin
7/ 2/69	KC	R	L	BUTLER	MURPHY
9/ 4/69	CHI	H	W	May	John
4/30/70	NY	R	L	BAHNSEN	May
9/ 3/70	KC	H	W	BRADLEY	ROKER
5/20/71	MIN	H	W	WRIGHT	Corbin
7/ 2/71	OAK	H	W	CLARK	ODOM
7/ 9/71	OAK	R (20)	L	Knowles	Queen
8/ 5/71	CHI	H	L	WOOD	WRIGHT
8/27/71	BOS	H	W	Messersmith	SIEBERT
9/ 8/71	OAK	R	L	HUNTER	MAY
9/13/71	MIN	H	L	KAAT	MURPHY
9/29/71	MIN	R	L	BLYLEVEN	WRIGHT
4/15/72	TEX	H	W	MESSERSMITH	Bosman
6/15/72	CLE	H	L	COLBERT	Wright
7/ 5/72	MIL	H	W	RYAN	STEPHENSON
7/16/72	MIL (1)	R	W	MAY	COLBORN
7/22/72	NY (1)	R	W	Barber	Lyle
7/31/72	KC	H	L	NELSON	Ryan
8/ 9/72	CHI	H	L	WOOD	Ryan
8/27/72	CLE	H (12)	W	RYAN	Hennigan
9/ 3/72	BAL	H (10)	W	MESSERSMITH	WATT
9/15/72	CHI	H (11)	W	MAY	BRADLEY
9/22/72	MIN	R	L	BLYLEVEN	MESSERSMITH
4/25/73	BAL	H	W	SINGER	McNALLY
5/ 4/73	BAL	R	W	MAY	McNALLY
6/ 9/73	MIL	H	L	Colborn	MAY
6/21/73	MIN	R	L	BLYLEVEN	WRIGHT
8/26/73	BOS	H	W	SINGER	TIANT
7/ 6/74	CLE	H	L	Bosman	FIGUEROA
8/19/74	DET	H	W	TANANA	Holdsworth
8/20/74	DET	H (11)	L	LOLICH	RYAN
9/ 5/74	CHI	H	L	Johnson	FIGUEROA
9/ 8/74	CHI	H	L	Kaat	HASSLER
4/26/75	OAK	H	W	Tanana	HOLTZMAN
5/ 4/75	TEX	R	L	Hands	HASSLER
5/16/75	BAL	R	L	PALMER	TANANA
5/31/75	BAL	H	L	CUELLAR	SINGER
6/ 1/75	BAL	H	W	RYAN	Grimsley
6/22/75	TEX	H	W	FIGUEROA	JENKINS

# 1-0 Wins & Losses

DATE	OPP	H/R	W/L	WINNER	LOSER
6/23/75	TEX	H (13)	L	Umbarger	Kirkwood
7/23/75	BAL	R	W	TANANA	PALMER
8/10/75	NY	H	W	Scott	MAY
9/19/75	MIN	H	W	Pactwa	BLYLEVEN
4/26/76	MIL	R	L	Colborn	TANANA
5/12/76	TEX	H	L	SINGER	Kirkwood
5/26/76	CHI	H (11)	L	Brett	KIRKWOOD
6/15/76	MIL	H	W	RYAN	COLBORN
8/ 5/76	TEX	R	L	BLYLEVEN	ROSS
9/20/76	TEX	H	W	RYAN	BLYLEVEN
10/3/76	OAK	R	W	RYAN	TORREZ
5/30/77	CLE	R	L	ECKERSLEY	TANANA
6/10/77	CLE	H	W	TANANA	GARLAND
6/24/77	TEX	H (10)	L	Devine	TANANA
7/31/77	BOS	H	L	AASE	LaRoche
4/ 7/78	OAK	H	W	TANANA	Langford
4/13/78	MIN	H (11)	W	LaRoche	T. Johnson
6/ 7/78	OAK (2)	R	L	Keough	Griffin
8/ 1/78	OAK	H	L	LANGFORD	RYAN
8/ 7/78	OAK	R	L	RENKO	AASE
8/20/78	BAL	H (14)	W	Griffin	Stanhouse
9/11/78	TEX	R	L	JENKINS	HARTZELL
5/ 2/79	NY	H	W	RYAN	GUIDRY
5/23/79	MIL	R	L	TRAVERS	AASE
7/ 2/80	CHI	R	L	BAUMGARTEN	TANANA
9/22/81	CHI	H	W	Moreno	BAUMGARTEN
10/3/81	TEX	R	L	BUTCHER	MORENO
5/19/83	SEA	R	L	YOUNG	FORSCH
8/24/83	MIL	R (14)	L	Staton	Hassler
9/14/83	KC	H (14)	L	Armstrong	Steirer
6/29/84	MIL	R	L	Haas	ROMANICK
7/25/84	SEA	H (10)	W	Sanchez	BEATTIE
8/18/84	BAL	R	L	BODDICKER	Witt
9/30/84	TEX	R	W	WITT	HOUGH
6/ 9/85	KC	H	W	Romanick	JACKSON
9/27/86	TEX	H	L	HOUGH	Sutton
4/18/87	MIN	H	W	Candelaria	VIOLA
6/12/87	KC	R	L	SABERHAGEN	WITT
9/29/87	CHI	R	L	Bannister	WITT
5/ 4/88	DET	H	L	MORRIS	PETRY
6/ 4/88	MIL	R	L	HIGUERA	PETRY
6/ 7/88	TEX	R	W	Finley	HOUGH
6/10/88	KC	H	W	PETRY	Leibrandt
4/26/89	DET	H	W	Finley	MORRIS
4/30/89	TOR	H (11)	W	McClure	Henke
6/ 7/89	CLE	H	L	SWINDELL	FINLEY
7/18/89	TOR	R	W	BLYLEVEN	KEY
8/20/89	CLE	H	W	McCASKILL	BLACK
4/11/90	SEA	H	W	Langston	Hanson
6/ 4/90	TEX	R	L	Brown	McCaskill
6/22/90	DET	H	W	Bailes	Gibson
8/17/90	BOS	R	W	FINLEY	BODDICKER
9/ 2/90	CHI	H	W	Finley	FERNANDEZ
8/24/91	BOS	H	W	McCaskill	Morton
8/28/91	DET	H	W	J. Abbott	GULLICKSON
9/ 7/91	MIL	H	W	Finley	NAVARRO
9/ 8/91	MIL	H	W	J. Abbott	Plesac
9/13/91	CHI	H	L	McDOWELL	J. ABBOTT
4/29/92	TOR	R	L	STOTTELEMYRE	J. ABBOTT
8/11/92	MIL	H	W	Grahe	Navarro
9/26/92	CHI	R	W	Finley	Fernandez
8/24/93	BAL	R	L	Moyer	FINLEY
9/22/93	CHI	H	L	Alvarez	FINLEY
6/14/94	KC	R	W	FINLEY	Gubicza
6/29/94	OAK	R	L	Eckersley	FINLEY
7/ 2/94	BAL	R	W	LANGSTON	MCDONALD
7/ 8/95	MIL	H	W	LANGSTON	BONES
5/28/96	NY	H	W	GRIMSLEY	ROGERS
6/30/96	OAK	H	W	Hancock	WASDIN
7/22/96	DET	H	W	Finley	OLIVARES
6/23/97	TEX	R	W	Watson	Oliver
5/12/99	NY	R	W	Finley	Cone
7/23/99	BAL	R	L	Guzman	McDowell
9/15/99	KC	R	W	Finley	Carter
10/3/99	TEX	H	W	Washburn	Morgan

CAPS indicate Complete Games

# Club Fielding

	PCT.	PO	A	E	TC	DP	TP	PB
1961	.969	4314	1756	192	6262	154	0	24
1962	.972	4393	1791	175	6364	153	0	16
1963	.974	4366	1837	163	6366	155	0	18
1964	.978	4352	1851	138	6341	168	0	8
1965	.981	4325	1874	123	6322	149	0	20
1966	.979	4372	1861	136	6369	186	0	16
1967	.982★	4291	1711	111	6113	135	0	13
1968	.977	4311	1712	140	6163	156	0	18
1969	.978	4315	1760	136	6211	164	0	30
1970	.980	4387	1775	127	6289	169	1	27
1971	.980	4443	1891	131	6465	159	0	25
1972	.981	4133	1607	114	5854	135	1	21
1973	.975	4369	1689	156	6214	153	0	16
1974	.976	4317	1721	147	6185	150	0	23
1975	.971	4360	1705	184	6249	164	0	12
1976	.977	4432	1840	150	6422	139	0	15
1977	.978	4313	1693	147	6153	137	2★	5
1978	.978	4367	1624	136	6127	136	0	5
1979	.978	4308	1602	135	6045	172	0	12
1980	.978	4285	1576	134	5995	144	0	10
1981	.977	2914	1286	101	4301	120	0	6
1982	.983	4392	1984★	108	6484★	171	0	4
1983	.977	4422★	2077★	154	6653★	190★	0	6
1984	.980	4374	1803	128	6305	170	0	4
1985	.982★	4372	1841	112	6325	202★	0	8
1986	.983	4368	1718	107	6193	156	0	12
1987	.981	4372	1640	117	6129	162	0	11
1988	.979	4367	1825	135	6327	175	0	9
1989	.985	4363	1887★	96	6346	173	0	14
1990	.978	4362	1871★	142	6375★	186★	0	15
1991	.984	4325	1858★	102	6285	156	0	23
1992	.979	4338	1810	134	6282	172	0	5
1993	.980	4291	1694	120	6105	161	0	10
1994	.983	3081	1196	76	4353	110	0	11
1995	.982	3853	1416	95	5364	120	0	13
1996	.979	4317	1702	128	6147	156	1★	12
1997	.980	4364	1592	123	6079	140	1★	19
1998	.983	4332	1646	106	6084	146	0	28
1999	.983	4294	1723	106	6123	156	0	20

★Led League

## Games Played by Position

CATCHER		THIRD BASE		FIRST BASE	
1. Bob Boone	961	1. Doug DeCinces	749	1. Wally Joyner	840
2. Bob Rodgers	895	2. Jack Howell	600	2. Rod Carew	720
3. Lance Parrish	386	3. Paul Schaal	431	3. Jim Spencer	474
4. Brian Downing	309	4. Carney Lansford	424	4. J.T. Snow	333
5. Terry Humphrey	255	5. Ken McMullen	417	5. Lee Thomas	290
6. Tom Egan	231	6. Dave Chalk	399	6. <b>DARIN ERSTAD</b>	<b>274</b>
7. Ellie Rodriguez	227	7. Felix Torres	317	7. Joe Adcock	273
8. Tom Satriano	226	8. Aurelio Rodriguez	275	8. Don Mincher	255
9. Jeff Torborg	209	9. Ron Jackson	234	9. Bob Oliver	216
10. Greg Myers	207	10. Gary Gaetti	226	10. Ron Jackson	211
		Dave Hollins	226		
SHORTSTOP		SECOND BASE		OUTFIELD	
1. Jim Fregosi	1,367	1. Bobby Grich	1,098	1. <b>TIM SALMON</b>	<b>816</b>
2. Dick Schofield	1,073	2. Bobby Knoop	801	2. <b>G. ANDERSON</b>	<b>706</b>
3. <b>GARY DISARCINA</b>	<b>1,057</b>	3. Sandy Alomar	703	3. Brian Downing	702
4. Dave Chalk	324	4. Jerry Remy	432	4. <b>JIM EDMONDS</b>	<b>654</b>
5. Joe Koppe	260	5. Billy Moran	365	5. Albie Pearson	589
6. Tim Foli	213	6. Johnny Ray	363	6. Gary Pettis	569
7. Rick Burleson	188	7. Rob Wilfong	323	7. Leroy Stanton	555
8. Leo Cardenas	150	8. Mark McLemore	235	8. Devon White	551
9. Bert Campaneris	149	9. Luis Sojo	203	9. Rick Reichardt	541
10. Rance Mulliniks	146	10. Damion Eastley	199	10. Luis Polonia	468

All CAPS — Active

## Highest Pct. By Position—100-or-More Games

POSITION	PLAYER	PCT	YEAR	G	PO	A	E	TC
Catcher	Lance Parrish	.997	1991	111	658	57	2	717
First Base	Jim Spencer	.999	1973	125	994	74	1	1069
Second Base	Bobby Grich	.997	1985	116	224	380	2	606
Shortstop	Tim Foli	.985	1982	139	235	432	10	677
Third Base	Carney Lansford	.983	1979	157	135	263	7	405
Outfield	Brian Downing	1.000	1984	131	272	5	0	277
		1.000	1982★	158	321	9	0	330
Pitcher#	Tommy John	1.000	1983	34	16	39	0	55
	Bert Blyleven	1.000	1989	33	14	38	0	52

★A.L. Record Most Errorless Chances Accepted, Consecutive

# 50-or-more Total Chances

### Angels Triple Plays

- June 26, 1970 at Kansas City... "around the horn" on a ground ball hit by Amos Otis; Chico Ruiz (3b) to Sandy Alomar (2b) to Billy Cowan (1b).
- June 27, 1972 at Minnesota... fly ball hit by Jim Nettles and ensuing rundown of runners originally at second (Steve Braun) and third (Harmon Killebrew), Jim Spencer (lf) to Ken McMullen (3b) to Sandy Alomar (2b) to Leo Cardenas (ss).
- July 14, 1977 vs. Seattle... "around the horn" on a ground ball hit by Lee Stanton; Ron Jackson (3b) to Jerry Remy (2b) to Tony Solaita (1b).
- July 23, 1977 at Minnesota... line drive hit by Lyman Bostock with runners being doubled off second (Jerry Terrell) and first (Mike Cabbage) bases; Rance Mulliniks (ss) to Jerry Remy (2b) to Tony Solaita (1b).
- Sept. 8, 1996 at Minnesota... "around the horn" on a ground ball hit by Ron Coomer; Jack Howell (3b) to Rex Hudler (2b) to J.T. Snow (1b).
- July 5, 1997 vs. Seattle... deep fly hit by Rich Amaral with runners being doubled off second (Russ Davis) and first (Dan Wilson) bases; Garret Anderson (cf) to Gary DiSarcina (ss) to Darin Erstad (1b).

### Opponents Triple Plays

- Sept. 28, 1963 at Boston... Felix Torres hit comebacker to Bob Heffner who started unique triple play; Heffner (p) to Frank Malzone (3b) to Ed Bressoud (ss) to Felix Mantilla (2b), who was covering first base.
- Aug. 18, 1966 at Minnesota... "around the horn" on ground ball hit by Frank Malzone; Rich Rollins (3b) to Cesar Tovar (2b) to Harmon Killebrew (1b).
- May 10, 1979 at Boston... line drive hit by Joe Rudi with runners being doubled off second (Rod Carew) and first (Don Baylor) bases; Jerry Remy (2b) to Rick Burleson (ss) to George Scott (1b).
- May 16, 1979 vs. Milwaukee... "around the horn" on a ground ball hit by Bobby Grich; Sal Bando (3b) to Paul Molitor (2b) to Cecil Cooper (1b).
- July 23, 1979 at Boston... line drive hit by Willie Aikens with runners being doubled off second (Dan Ford) and first (Don Baylor) bases; Rick Burleson (ss) to Carl Yastrzemski (1b).
- April 27, 1981 at Oakland... line drive hit by Don Baylor with runners being doubled off second (John Harris) and first (Ed Ott) bases; Rob Picciolo (ss) to Dave Revering (1b).
- Aug. 8, 1983 vs. Minnesota... line drive hit by Ron Jackson with runners doubled off second (Bobby Grich) and first (Reggie Jackson) bases; Gary Gaetti (3b) to John Castino (2b) to Kent Hrbek (1b).
- Aug. 25, 1992 at Baltimore... line drive hit by Gary Gaetti with runners being doubled off third (Tim Salmon) and first (Chad Curtis) bases; Leo Gomez (3b) to Randy Milligan (1b).



Brian Downing

# Day-by-Day Best/Worst Records

GAME NO.	BEST RECORD	WORST RECORD	GAME NO.	BEST RECORD	WORST RECORD
1.	1-0 ('21-'99)	0-1 ('18-'97)	82.	49-33 ('4-'98)	30-52 ('69)
2.	2-0 ('8-'98)	0-2 ('4-'92)	83.	50-33 ('89, '95)	31-52 ('69, '80)
3.	3-0 ('70, '91)	0-3 ('76, '92)	84.	51-33 ('89, '95)	31-53 ('69)
4.	4-0 ('70)	0-4 ('76, '92)	85.	52-33 ('89, '95)	31-54 ('69)
5.	5-0 ('70)	1-4 ('6-'92)	86.	53-33 ('89, '95)	32-54 ('69)
6.	5-1 ('70)	1-5 ('61)	87.	54-33 ('95)	32-55 ('69)
7.	5-2 ('5-'93)	1-6 ('61)	88.	55-33 ('95)	33-55 ('69, '80)
8.	6-2 ('70)	1-7 ('61)	89.	56-33 ('95)	33-56 ('80)
9.	6-2-1 ('74)	1-8 ('61)	90.	56-34 ('95)	33-57 ('80)
10.	7-2-1 ('74)	2-8 ('61)	91.	56-35 ('95)	34-57 ('80)
11.	8-3 ('79, '82, '87)	3-8 ('61)	92.	57-35 ('95)	34-58 ('80)
12.	9-3 ('79, '82)	4-8 ('4-'72)	93.	57-36 ('95)	34-59 ('80)
13.	10-3 ('79, '82)	4-9 ('61)	94.	58-36 ('95)	34-60 ('80)
14.	11-3 ('79)	4-10 ('61)	95.	59-36 ('95)	34-61 ('80)
15.	12-3 ('79)	5-10 ('61, '68, '76)	96.	60-36 ('95)	35-61 ('80)
16.	12-4 ('79, '93)	5-11 ('61, '76)	97.	60-37 ('95)	36-61 ('80)
17.	12-5 ('79, '82, '93)	5-12 ('61, '76)	98.	61-37 ('95)	37-61 ('80)
18.	13-5 ('82, '93)	6-12 ('76)	99.	61-38 ('95)	37-62 ('80)
19.	14-5 ('82)	6-13 ('76)	100.	62-38 ('95)	37-63 ('80)
20.	14-6 ('78, '82)	7-13 ('76)	101.	63-38 ('95)	38-63 ('80)
21.	15-6 ('82)	7-14 ('76)	102.	64-38 ('95)	38-64 ('80)
22.	15-7 ('82)	7-15 ('76)	103.	64-39 ('95)	39-64 ('80)
23.	16-7 ('82)	7-16 ('76)	104.	64-40 ('95)	40-64 ('80)
24.	16-8 ('82)	8-16 ('76)	105.	64-41 ('95)	40-64-1 ('74)
25.	17-8 ('82)	9-16 ('4-'94)	106.	65-41 ('95)	41-65 ('69)
26.	17-9 ('4-'95)	9-17 ('61, '69, '94)	107.	66-41 ('95)	41-65-1 ('74)
27.	18-9 ('70, '78, '95)	9-18 ('61, '94)	108.	66-42 ('89, '95)	42-66 ('69)
28.	18-10 ('70, '78, '95)	9-19 ('61)	109.	66-43 ('89, '95)	43-66 ('69)
29.	19-10 ('70)	10-19 ('61, '76)	110.	67-43 ('89)	43-66-1 ('74)
30.	20-10 ('70)	11-19 ('6-'90)	111.	67-44 ('89, '95)	43-67-1 ('74)
31.	21-10 ('70)	11-20 ('5-'90)	112.	68-44 ('89)	43-68-1 ('74)
32.	22-10 ('70)	11-21 ('4-'76)	113.	68-45 ('89)	43-69-1 ('74)
33.	22-11 ('70)	11-22 ('69, '76)	114.	68-46 ('89)	44-69-1 ('74)
34.	23-11 ('70)	11-23 ('69)	115.	68-47 ('89)	45-69-1 ('74)
35.	23-12 ('70)	11-24 ('69)	116.	69-47 ('89)	45-70-1 ('74)
36.	24-12 ('70)	11-25 ('69)	117.	69-48 ('89)	45-71-1 ('74)
37.	25-12 ('70)	11-26 ('69)	118.	70-48 ('89)	46-71-1 ('74)
38.	25-13 ('70, '82, '89)	11-27 ('69)	119.	71-48 ('89)	46-72-1 ('74)
39.	26-13 ('70, '82, '89)	11-28 ('69)	120.	72-48 ('89)	47-72-1 ('74)
40.	26-14 ('70, '82, '89)	12-28 ('69)	121.	73-48 ('89)	48-72-1 ('74)
41.	27-14 ('70, '82, '89)	13-28 ('89)	122.	74-48 ('89)	48-73-1 ('74)
42.	28-14 ('70)	13-29 ('69)	123.	74-49 ('89)	48-74-1 ('74)
43.	28-15 ('70, '82, '89)	14-29 ('69)	124.	74-50 ('89)	49-75 ('80)
44.	29-15 ('82, '89)	14-30 ('69)	125.	75-50 ('89)	49-76 ('80)
45.	29-16 ('82, '89)	15-30 ('69)	126.	75-51 ('89)	50-76 ('80)
46.	30-16 ('82, '89)	16-30 ('61, '64, '69)	127.	76-51 ('89)	50-76-1 ('74)
47.	31-16 ('82, '89)	16-31 ('69)	128.	76-52 ('89)	50-77-1 ('74)
48.	32-16 ('89)	16-32 ('69)	129.	77-52 ('89)	50-78-1 ('74)
49.	33-16 ('89)	16-33 ('69)	130.	77-53 ('89)	50-79-1 ('74)
50.	33-17 ('89)	16-34 ('69)	131.	77-54 ('89)	51-80 ('99)
51.	33-18 ('89)	17-34 ('69)	132.	78-54 ('89)	51-81 ('99)
52.	34-18 ('89)	17-35 ('69)	133.	78-55 ('89)	51-82 ('99)
53.	35-18 ('89)	18-35 ('69)	134.	78-56 ('89)	52-82 ('80, '99)
54.	35-19 ('89)	18-36 ('69)	135.	78-57 ('89)	52-83 ('80, '99)
55.	36-19 ('89)	19-36 ('69)	136.	78-58 ('86, '89)	52-84 ('99)
56.	36-20 ('89)	19-37 ('69)	137.	79-58 ('86)	52-84-1 ('74)
57.	36-21 ('89)	20-37 ('69)	138.	80-58 ('86)	53-84-1 ('74)
58.	36-22 ('89)	20-38 ('69)	139.	80-59 ('86)	53-85-1 ('74)
59.	36-23 ('89)	20-39 ('69)	140.	81-59 ('86)	54-85-1 ('74)
60.	36-24 ('79, '89)	21-39 ('61, '69, '80)	141.	81-60 ('86)	55-85-1 ('74)
61.	36-25 ('79, '89)	21-40 ('61, '69, '80)	142.	82-60 ('86)	55-86-1 ('74)
62.	36-26 ('79, '82, '89)	21-41 ('61)	143.	83-60 ('86)	55-86-1 ('74)
63.	37-26 ('79, '82, '89)	22-41 ('61)	144.	84-60 ('86)	56-87-1 ('74)
64.	38-26 ('79, '82, '89)	23-41 ('61, '69, '80)	145.	85-60 ('86)	57-87-1 ('74)
65.	39-26 ('79, '89)	23-42 ('61, '69, '80)	146.	85-61 ('86)	58-87-1 ('74)
66.	40-26 ('79)	23-43 ('69, '80)	147.	86-61 ('86)	58-88-1 ('74)
67.	40-27 ('79, '82)	23-44 ('69, '80)	148.	87-61 ('86)	58-89-1 ('74)
68.	41-27 ('79)	24-44 ('61, '69, '80)	149.	88-61 ('86)	59-89-1 ('74)
69.	41-28 ('4-'98)	24-45 ('61, '69, '80)	150.	88-62 ('86)	60-89-1 ('74)
70.	42-28 ('79, '82, '88)	24-46 ('69, '80)	151.	88-63 ('86, '89)	61-89-1 ('74)
71.	42-29 ('4-'98)	25-46 ('61, '69, '80)	152.	89-63 ('86, '89)	61-90-1 ('74)
72.	43-29 ('82, '98)	25-47 ('61, '69)	153.	90-63 ('86)	61-91-1 ('74)
73.	44-29 ('82, '98)	26-47 ('61, '69, '80)	154.	90-64 ('86)	61-92-1 ('74)
74.	45-29 ('82, '98)	26-48 ('69)	155.	90-65 ('86)	61-93-1 ('74)
75.	46-29 ('98)	27-48 ('69)	156.	90-66 ('86)	62-93-1 ('74)
76.	46-30 ('98)	28-48 ('61, '69, '80)	157.	91-66 ('86)	63-93-1 ('74)
77.	47-30 ('98)	28-49 ('69)	158.	91-67 ('86)	63-94-1 ('74)
78.	47-31 ('98)	28-50 ('69)	159.	91-68 ('86)	64-94-1 ('74)
79.	47-32 ('4-'98)	29-50 ('69)	160.	91-69 ('82, '86)	65-95 ('80)
80.	48-32 ('4-'98)	30-50 ('69, '80)	161.	92-69 ('82, '86)	66-94-1 ('74)
81.	49-32 ('89, '98)	30-51 ('69, '80)	162.	93-69 ('82)	67-95 ('68)
			163.		68-94-1 ('74)

# Angels Day-by-Day Totals

YEAR	MON.	TUE.	WED.	THU.	FRI.	SAT.	SUN.	RECORD
1961	6-9	12-14	8-13	4-16	14-14	17-6	9-19	70-91
1962	<b>7-2</b>	9-16	<b>19-6</b>	10-7	12-14	12-14	17-17	86-76
1963	7-7	9-9	15-19	5-11	8-16	14-11	12-18	70-91
1964	5-9	14-11	18-9	7-5	10-17	12-13	16-16	82-80
1965	8-8	14-8	13-18	4-8	14-12	14-11	8-22	75-87
1966	8-9	11-9	12-12	7-10	14-10	15-11	13-21	80-82
1967	11-8	11-19	13-7	2-5	<b>18-8</b>	11-16	18-14	84-77
1968	9-12	9-13	7-18	5-9	13-13	10-14	14-16	67-95
1969	10-5	9-16	13-13	5-8	11-19	10-14	13-16	71-91
1970	9-4	13-14	14-12	9-8	13-13	9-16	19-9	86-76
1971	6-9	11-11	11-13	8-15	14-11	12-12	14-15	76-86
1972	5-10	11-12	13-10	8-6	10-16	14-12	14-14	75-80
1973	9-4	11-13	17-8	7-13	11-14	14-12	10-19	79-83
1974	7-10	8-15	14-12	4-8	14-14	12-15	9-20	68-94
1975	7-9	9-15	11-13	9-5	8-18	14-15	14-14	72-89
1976	10-7	12-11	11-12	9-9	8-16	14-14	12-17	76-86
1977	9-10	11-11	10-12	7-9	12-14	10-16	15-16	74-88
1978	5-12	9-14	11-11	<b>15-2</b>	16-12	15-14	16-10	87-75
1979	11-5	10-14	11-15	8-9	13-12	<b>20-6</b>	15-13	88-74
1980	8-10	12-10	12-12	5-13	14-13	8-17	6-20	65-95
1981	9-6	9-8	7-9	6-4	6-10	6-12	8-10	51-59
1982	11-4	12-13	10-13	11-10	17-9	16-10	16-10	<b>93-69</b>
1983	8-15	11-11	12-12	6-9	11-15	12-15	10-15	70-92
1984	8-13	15-10	11-14	7-8	13-12	15-10	12-14	81-81
1985	11-9	10-12	12-12	10-8	14-12	15-11	18-8	90-72
1986	12-8	<b>17-8</b>	15-8	8-10	11-15	17-8	12-13	92-70
1987	9-12	13-11	15-8	6-10	9-17	11-15	12-14	75-87
1988	8-11	7-16	11-13	9-8	16-11	10-16	14-12	75-87
1989	8-10	13-10	14-11	9-10	16-10	13-13	<b>18-7</b>	91-71
1990	11-9	15-9	11-15	8-9	12-13	11-14	12-13	80-82
1991	10-9	15-10	11-12	10-7	7-19	15-11	13-13	81-81
1992	7-10	8-18	9-16	8-9	14-12	16-10	10-15	72-90
1993	4-12	9-15	13-12	7-11	12-15	13-13	13-13	71-91
1994	2-10	8-9	9-9	5-8	8-11	8-10	7-11	47-68
1995	9-8	12-9	8-14	11-6	11-11	11-11	16-8	78-67
1996	7-13	9-15	11-12	7-11	14-11	9-17	13-12	70-91
1997	10-8	13-11	10-14	9-10	14-11	14-12	14-12	84-78
1998	12-5	11-11	15-11	10-9	11-14	11-15	15-12	85-77
1999	6-11	11-15	12-13	9-8	12-13	9-18	11-14	70-92
<b>TOTALS</b>	<b>319-342</b>	<b>433-476</b>	<b>469-473</b>	<b>294-341</b>	<b>475-517</b>	<b>489-500</b>	<b>508-552</b>	<b>2987-3201</b>

NOTE: **Bold** denotes best record.



Bobby Grich

# Angels Month-by-Month Totals

YEAR	APRIL	MAY	JUNE	JULY	AUG.	SEPT.	OCT.
1961	4-9	12-16	12-22	17-10	13-19	12-14	0-1
1962	7-9	17-11	17-13	16-13	18-14	11-16	—
1963	11-10	11-17	19-12	12-19	8-18	9-15	—
1964	6-7	10-22	19-12	19-12	14-15	12-11	2-1
1965	6-7	18-17	9-17	14-14	14-17	13-14	1-1
1966	7-6	16-14	16-15	15-14	13-17	12-15	1-1
1967	8-9	10-18	20-11	17-11	11-16	17-11	1-1
1968	8-10	14-15	15-12	11-18	13-22	6-18	—
1969	6-10	8-19	11-18	15-14	15-12	16-16	0-2
1970	13-7	17-10	13-14	15-14	16-13	11-18	1-0
1971	12-11	11-16	12-18	17-11	11-16	13-14	—
1972	5-8	13-15	13-14	13-16	13-14	17-11	1-2
1973	9-8	15-12	15-15	10-19	12-14	18-15	—
1974	11-11	12-15	9-20	9-18	11-17	14-13	2-0
1975	12-8	10-18	13-17	12-16	15-14	10-16	—
1976	5-12	14-18	12-15	14-14	13-15	16-11	2-1
1977	9-13	15-10	12-12	11-18	14-15	12-19	1-1
1978	14-7	11-14	15-15	16-14	14-13	16-12	1-0
1979	15-8	15-12	14-15	17-11	11-17	16-11	—
1980	8-10	11-15	6-21	12-16	14-15	14-14	0-4
1981	10-11	13-16	8-2	—	9-10	10-18	1-2
1982	15-7	16-11	14-12	13-14	17-12	15-13	3-0
1983	13-9	14-12	13-14	9-20	12-18	7-19	2-0
1984	15-11	11-14	15-12	12-14	13-16	15-14	—
1985	14-7	12-13	15-12	16-11	16-13	14-13	3-3
1986	13-8	10-17	17-10	15-11	19-10	17-10	1-4
1987	12-11	9-17	17-11	15-11	13-16	7-19	2-2
1988	10-13	9-19	15-11	19-8	15-14	7-20	0-2
1989	15-10	18-7	12-14	18-10	15-14	12-16	1-0
1990	8-11	15-14	15-13	12-16	16-12	12-15	2-1
1991	10-10	16-11	15-12	11-15	11-18	15-13	3-2
1992	11-10	10-17	11-17	14-13	13-16	10-16	3-1
1993	13-6	14-15	10-17	11-17	11-17	10-18	2-1
1994	9-16	14-13	10-17	11-16	3-6	—	—
1995	2-2	18-11	14-13	20-7	13-17	10-16	1-1
1996	13-12	13-14	15-14	10-16	11-18	8-17	—
1997	12-12	16-12	13-15	19-9	14-15	10-15	—
1998	15-11	12-15	22-6	9-18	18-12	9-15	—
1999	11-12	13-15	11-15	8-17	8-21	16-12	3-0
<b>TOTALS</b>	<b>397-369</b>	<b>513-567</b>	<b>534-545</b>	<b>524-535</b>	<b>510-588</b>	<b>469-563</b>	<b>40-34</b>

NOTE: Bold denotes best record.

## Angels vs. Divisions

YEAR	VS. EAST			VS. CENTRAL			VS. WEST		
	HOME	ROAD	TOTAL	HOME	ROAD	TOTAL	HOME	ROAD	TOTAL
1969	22-17	13-26	35-43				21-21	15-27	36-48
1970	21-18	20-19	41-37				22-20	23-19	45-39
1971	22-17	15-24	37-41				13-29	26-16	39-45
1972	19-17	15-21	34-38				25-19	16-23	41-42
1973	18-18	16-20	34-38				25-20	20-25	45-45
1974	13-23	14-22	27-45				23-22	18-27	41-49
1975	17-19	18-17	35-36				18-27	19-26	37-53
1976	17-19	14-22	31-41				21-24	24-21	45-45
1977	17-19	17-19	34-38				22-23	18-27	40-50
1978	20-16	15-21	35-37				30-15	22-23	52-38
1979	25-17	16-26	41-43				24-15	23-16	47-31
1980	9-33	16-24	25-57				21-18	19-20	40-38
1981	19-13	13-14	32-27				7-15	12-17	19-32
1982	23-19	21-21	44-40				29-10	20-19	49-29
1983	20-22	18-24	38-46				15-24	17-22	32-46
1984	19-23	23-19	42-42				18-21	21-18	39-39
1985	28-14	17-25	45-39				21-16	24-17	45-33
1986	23-20	21-20	44-40				27-12	21-18	48-30
1987	20-22	16-26	36-48				18-21	21-18	39-39
1988	19-23	20-22	39-45				16-23	20-19	36-42
1989	30-12	20-22	50-34				22-17	19-20	41-37
1990	23-19	19-23	42-42				19-20	19-20	38-40
1991	23-19	21-21	44-40				17-22	20-19	37-41
1992	24-18	14-28	38-46				17-22	17-22	34-44
1993	24-18	12-30	36-48				20-19	15-24	35-43
1994	8-18	11-13	19-31	9-13	8-7	17-20	6-9	5-8	11-17
1995	13-15	15-14	28-29	13-11	18-7	31-18	13-7	6-13	19-20
1996	19-12	11-19	30-31	16-15	9-21	25-36	8-11	7-13	15-24
1997	16-12	9-18	25-30	17-11	13-14	30-25	12-5	13-5	25-11
1998	13-15	14-13	27-28	13-14	16-12	29-26	10-8	9-9	19-17
1999	11-15	9-21	20-36	13-15	11-13	24-28	11-7	9-9	20-16
<b>Totals</b>	<b>595-562</b>	<b>493-654</b>	<b>1088-1216</b>	<b>81-79</b>	<b>75-74</b>	<b>156-153</b>	<b>571-543</b>	<b>538-580</b>	<b>1099-1123</b>

\*\* 1997 Interleague Play vs. NL West: 4-12 (0-4 vs. LA, 1-3 vs. SF, 2-2 vs. SD, 1-3 vs. COL)

\*\* 1998 Interleague Play vs. NL West: 10-6 (3-1 vs. LA, 1-2 vs. SF, 1-2 vs. SD, 3-0 vs. COL, 2-1 vs. AZ)

\*\* 1999 Interleague Play vs. NL West: 6-12 (2-4 vs. LA, 1-2 vs. SF, 0-3 vs. SD, 2-1 vs. COL, 1-2 vs. AZ)

# Series Sweeps

## 3-Game

## 4-Game

	TOT.	W/L	H/R	LAST TIME	TOT.	W/L	H/R	LAST TIME
BALTIMORE	6	W	H	May 28-30, 1993	0	W	H	—
	10	L	H	Sept. 17-19, 1999	0	L	H	—
	0	W	R	—	0	W	R	—
	9	L	R	July 23-25, 1999	1	L	R	Sept. 24-26, 1965
BOSTON	TOT.	W/L	H/R	LAST TIME	TOT.	W/L	H/R	LAST TIME
	11	W	H	April 6-8, 1998	0	W	H	—
	10	L	H	July 31-Aug. 2, 1998	1	L	H	June 12-15, 1980
	1	W	R	April 29-May 1, 1974	1	W	R	May 18-20, 1962
12	L	R	Aug. 27-29, 1999	1	L	R	Aug. 19-20, 1967	
CHICAGO	TOT.	W/L	H/R	LAST TIME	TOT.	W/L	H/R	LAST TIME
	6	W	H	June 17-18, 1996	1	W	H	Sept. 28-Oct 1, 1970
	7	L	H	April 7-9, 1992	1	L	H	Sept. 22-25, 1983
	4	W	R	May 19-21, 1995	1	W	R	July 28-31, 1988
8	L	R	April 27-29, 1996	3	L	R	Sept. 8-11, 1983	
CLEVELAND	TOT.	W/L	H/R	LAST TIME	TOT.	W/L	H/R	LAST TIME
	10	W	H	April 20-22, 1993	2	W	H	May 13-16, 1982
	9	L	H	Aug. 9-11, 1999	0	L	H	—
	2	W	R	June 1-3, 1984	2	W	R	July 28-30, 1997
2	L	R	July 25-26, 1980	6	L	R	Aug. 30-Sept. 2, 1999	
COLORADO	TOT.	W/L	H/R	LAST TIME	TOT.	W/L	H/R	LAST TIME
	1	W	H	June 5-7, 1998	0	W	H	—
	0	L	H	—	0	L	H	—
	0	W	R	—	0	W	R	—
0	L	R	—	0	L	R	—	
DETROIT	TOT.	W/L	H/R	LAST TIME	TOT.	W/L	H/R	LAST TIME
	5	W	H	Aug. 10-12, 1998	3	W	H	April 19-22, 1996
	8	L	H	Aug. 16-18, 1993	0	L	H	—
	3	W	R	June 16-18, 1989	1	W	R	July 13-16, 1995
11	L	R	July 30-Aug. 1, 1996	1	L	R	July 1-4, 1968	
KANSAS CITY	TOT.	W/L	H/R	LAST TIME	TOT.	W/L	H/R	LAST TIME
	5	W	H	June 12-14, 1992	0	W	H	—
	7	L	H	Sept. 15-17, 1995	3	L	H	May 6-9, 1996
	6	W	R	June 10-12, 1996	0	W	R	—
5	L	R	June 9-11, 1989	0	L	R	—	
MILWAUKEE	TOT.	W/L	H/R	LAST TIME	TOT.	W/L	H/R	LAST TIME
	9	W	H	May 18-18, 1997	0	W	H	—
	4	L	H	Sept. 19-21, 1988	0	L	H	—
	2	W	R	July 7-9, 1986	1	W	R	July 27-30, 1995
5	L	R	May 9-11, 1997	0	L	R	—	
MINNESOTA	TOT.	W/L	H/R	LAST TIME	TOT.	W/L	H/R	LAST TIME
	10	W	H	May 3-5, 1996	0	W	H	—
	6	L	H	Aug. 6-8, 1996	0	L	H	Sept. 22-25, 1988
	8	W	R	Sept. 18-20, 1989	1	W	R	July 17-19, 1964
7	L	R	June 3-5, 1996	2	L	R	Sept. 27-30, 1993	
NEW YORK	TOT.	W/L	H/R	LAST TIME	TOT.	W/L	H/R	LAST TIME
	7	W	H	May 23-25, 1995	0	W	H	—
	6	L	H	May 4-6, 1990	2	L	H	July 21-24, 1994
	4	W	R	May 11-13, 1999	0	W	R	—
6	L	R	Aug. 29-31, 1995	5	L	R	July 22-25, 1993	
OAKLAND	TOT.	W/L	H/R	LAST TIME	TOT.	W/L	H/R	LAST TIME
	7	W	H	June 25-27, 1999	4	W	H	June 19-22, 1997
	6	L	H	July 3-5, 1998	2	L	H	April 13-16, 1981
	5	W	R	April 30-May 2, 1996	1	W	R	July 10-13, 1997
8	L	R	June 27-29, 1994	2	L	R	April 18-20, 1980	
SAN DIEGO	TOT.	W/L	H/R	LAST TIME	TOT.	W/L	H/R	LAST TIME
	0	W	H	—	0	W	H	—
	1	L	H	July 18-20, 1999	0	L	H	—
	0	W	R	—	0	W	R	—
0	L	R	—	0	L	R	—	
SEATTLE	TOT.	W/L	H/R	LAST TIME	TOT.	W/L	H/R	LAST TIME
	3	W	H	June 16-18, 1998	1	W	H	Aug. 7-10, 1986
	2	L	H	Aug. 2-4, 1994	0	L	H	—
	4	W	R	April 9-11, 1991	1	W	R	Apr. 25-28, 1985
0	L	R	—	0	L	R	—	
TAMPA BAY	TOT.	W/L	H/R	LAST TIME	TOT.	W/L	H/R	LAST TIME
	1	W	H	Sept. 20-22, 1999	0	W	H	—
	0	L	H	—	0	L	H	—
	1	W	R	April 24-26, 1998	0	W	R	—
0	L	R	—	0	L	R	—	
TEXAS	TOT.	W/L	H/R	LAST TIME	TOT.	W/L	H/R	LAST TIME
	10	W	H	Oct. 1-3, 1999	0	W	H	—
	3	L	H	June 28-30, 1999	0	L	H	—
	6	W	R	Sept. 19-21, 1997	0	W	R	—
5	L	R	July 5-7, 1991	3	L	R	June 23-25, 1978	
TORONTO	TOT.	W/L	H/R	LAST TIME	TOT.	W/L	H/R	LAST TIME
	3	W	H	Sept. 3-5, 1993	0	W	H	—
	2	L	H	May 31-June 2, 1993	0	L	H	—
	4	W	R	May 4-6, 1989	0	W	R	—
7	L	R	June 15-17, 1999	2	L	R	July 3-6, 1992	

# Marathons in Angels History

DATE	OPPONENT	H/A	INNINGS	SCORE	WINNER	LOSER
4/13/82	Seattle	H	20	4-3	Sanchez	Nelson
7/ 9/71	Oakland	A	20	0-1	Knowles	Queen
9/21/89	Cleveland	A	17	4-5	Bailes	Monteleone
9/10/88	Texas	A	17	2-3	VandeBerg	Cook
5/31/66	Cleveland	H	17	5-7	Hargan	Chance
7/ 6/90	Milwaukee	A	16	9-8	Minton	Edens
7/22/89	Detroit	H	16	5-4	Petry	Hudson
7/ 7/86	Milwaukee	A	16	3-1	Forster	Plesac
4/ 8/82	Oakland	A	16	8-6	Sanchez	Jones
7/24/78	Cleveland	A	16	5-4	Griffin	Kern
9/22/75	Chicago	H	16	3-0	Kirkwood	Gossage
7/ 8/72	Boston	H	16	4-3	Barber	Lee
8/ 1/71	Detroit	A	16	3-4	Niekro	Allen
5/11/70	Boston	H	16	2-1	LaRoche	Brett
4/24/64	Cleveland	H	16	2-5	McMahon	Fowler
8/ 3/63	Chicago	H	16	6-5	Foytack	Fisher
9/ 7/97	Detroit	A	15	5-4	Hasegawa	Dishman
9/27/96	Texas	A	15	4-3	Harris	Whiteside
9/ 2/92	Cleveland	H	15	3-2	Lewis	Lilliquist
9/13/86	Chicago	A	15	3-2	Lucas	Dawley
6/ 4/85	Baltimore	A	15	6-5	Ciburn	Dixon
4/30/85	Boston	H	15	3-2	Ciburn	Ojeda
6/12/83	Toronto	H	15	5-6	Clarke	C. Brown
8/ 7/80	Minnesota	H	15	4-2	Hassler	Williams
8/27/76	New York	H	15	0-5	Jackson	Monge
7/28/76	Kansas City	H	15	2-3	Gura	Kirkwood
8/19/75	Milwaukee	H	15	5-4	Scott	Austin
6/14/74	Boston	H	15	4-3	Raziano	Tiant
6/14/71	Boston	H	15	3-4	Lyle	Fisher
8/21/68	Baltimore	H	15	3-4	Brabender	Pattin
6/ 6/64	New York	H	15	0-2	Stafford	Smith
4/24/63	Detroit	A	15	3-4	Anderson	Grba
4/13/63	Chicago	H	15	1-0	Navarro	Peters
6/13/97	San Diego	A	14	7-8	Bochtler	Hasegawa
5/ 8/96	Kansas City	H	14	1-3	Pichardo	Eichhorn
7/11/93	New York	H	14	3-2	Linton	Monteleone
5/24/93	Seattle	A	14	3-4	Henry	Crim
8/ 9/92	Chicago	H	14	8-12	Pall	Bailes
9/10/89	Boston	H	14	2-1	McClure	Lamp
6/21/89	Toronto	H	14	1-6	Minton	Henke
9/10/86	Cleveland	A	14	7-6	Finley	Yett
6/28/85	Kansas City	A	14	4-5	Quisenberry	Corbett
6/26/84	Texas	A	14	3-2	Kison	Jones
9/14/83	Kansas City	H	14	0-1	Armstrong	Steirer
8/24/83	Milwaukee	A	14	0-1	Slaton	Hassler
7/12/83	Detroit	A	14	4-5	Bailey	Witt
7/13/80	Oakland	H	14	5-4	Montague	Hamilton
8/10/79	Seattle	H	14	6-8	Stein	LaRoche
8/20/78	Baltimore	H	14	1-0	Griffin	Stanhouse
10/2/76	Oakland	A	14	8-9	Fingers	Verhoeven
9/13/76	Texas	A	14	6-2	Drago	Bacsik
5/30/76	Kansas City	H	14	2-3	Mingori	Drago
8/ 6/70	Minnesota	A	14	1-2	Williams	Doyle
6/11/69	Baltimore	A	14	7-5	Borbon	Richert
6/24/66	Baltimore	H	14	5-4	Sanford	Fisher
6/11/66	Kansas City	H	14	4-3	Sanford	Krausse
4/12/66	Chicago	A	14	2-3	Pizarro	Brunet
9/15/65	Chicago	H	14	2-1	Sukla	Fisher
9/ 6/63	Kansas City	H	14	4-3	Osinski	Bowsfield
9/ 9/62	Baltimore	A	14	3-4	Wilhelm	Navarro
7/23/62	Baltimore	H	14	6-5	Chance	Hall
6/25/61	Baltimore	H	14	8-9	Hall	Kline

# Angels in Extra Innings

OVERALL RECORD: 294-264

HOME RECORD: 158-155

ROAD RECORD: 136-129

YEAR	HOME	ROAD	TOTAL	YEAR	HOME	ROAD	TOTAL
1961	2-5	3-4	5-9	1981	3-0	1-4	4-4
1962	6-5	4-4	10-9	1982	6-2	2-3	8-5
1963	5-3	6-4	11-7	1983	3-9	5-5	8-14
1964	2-4	8-1	10-5	1984	4-5	6-5	10-10
1965	5-3	2-4	7-7	1985	7-1	4-2	11-3
1966	6-6	3-2	9-8	1986	4-1	3-4	7-5
1967	3-2	2-5	5-7	1987	7-5	2-8	9-13
1968	5-4	4-0	9-4	1988	3-6	7-2	10-8
1969	4-5	3-1	7-6	1989	4-3	4-2	8-5
1970	6-4	3-3	9-7	1990	6-2	4-3	10-5
1971	2-4	7-6	9-10	1991	2-7	0-2	2-9
1972	8-2	1-1	9-3	1992	4-3	4-5	8-8
1973	4-7	7-4	11-11	1993	4-3	0-5	4-8
1974	2-3	1-3	3-6	1994	2-6	2-1	4-7
1975	4-7	3-3	7-10	1995	2-4	4-1	6-5
1976	6-7	7-5	13-12	1996	4-2	4-5	8-7
1977	3-3	5-3	8-6	1997	4-3	1-5	5-8
1978	5-3	5-2	10-5	1998	2-3	4-3	6-6
1979	2-3	2-1	4-4	1999	3-4	1-4	4-8
1980	4-6	2-4	6-10				

## Angels Longest Winning Streaks

#G	YEAR	OPPONENTS	DATES		
11	1964	(Wash. 5, Cle. 3, K.C. 3)	June 16	—	June 26
10	1979	(Min. 5, Oak. 5)	April 11	—	April 21
10	1997	(Sea. 2, Oak. 4, Tex. 2, Det. 2)	July 5	—	July 17
9	1998	(Min. 1, K.C. 2, Sea. 2, Col. 3, Ari. 1)	May 31	—	June 9
8	1987	(K.C. 1, Tex. 3, Chi. 3, Cle. 1)	June 21	—	June 29
8	1995	(Cle. 2, Mil. 4, Sea. 2)	July 25	—	Aug. 2
7	1961	(Chi. 1, K.C. 3, Min. 2, Det. 1)	July 2	—	July 7
7	1966	(Chi. 2, Min. 3, K.C. 2)	June 13	—	June 18
7	1967	(Chi. 2, Min. 4, Bos. 1)	July 17	—	July 25
7	1971	(Chi. 2, K.C. 2, Min. 3)	April 12	—	April 18
7	1982	(Sea. 4, Min. 3)	April 13	—	April 19
7	1983	(Cle. 4, N.Y. 3)	May 22	—	May 29
7	1986	(Bal. 1, N.Y. 2, Det. 4)	Aug. 24	—	Aug. 31
7	1988	(Tor. 1, Cle. 4, Det. 2)	July 6	—	July 15
7	1988	(Oak. 1, Chi. 4, Sea. 2)	July 27	—	Aug. 2
7	1989	(Tor. 1, Det. 4, Oak. 2)	July 18	—	July 25
7	1990	(Cle. 2, Tor. 2, Mil. 3)	May 21	—	May 27
7	1995	(Min. 1, Chi. 3, N.Y. 3)	May 18	—	May 25
7	1996	(Tor. 2, Det. 4, Mil. 1)	April 17	—	April 24
7	1996	(Cle. 1, K.C. 3, Tor. 3)	June 9	—	June 15
7	1997	(Chi. 2, Bal. 2, Mil. 3)	June 12	—	June 18

## Angels Longest Losing Streaks

#G	YEAR	OPPONENTS	DATES		
13	1988-89	(Mil. 5, Min. 7, Tex. 1)	Sept. 19	—	April 4
11	1974	(Tex. 1, Oak. 4, Cle. 3, Bal. 3)	June 30	—	July 10
11	1992	(Sea. 1, Min. 3, Tor. 4, Cle. 2, Det. 1)	June 28	—	July 9
11	1999	(L.A. 2, S.D. 3, Tex. 2, Bal. 3, T.B. 1)	July 16	—	July 26
10	1963	(Det. 1, Bal. 3, Wash. 4, N.Y. 2)	June 30	—	July 12
10	1969	(N.Y. 4, Bos. 3, Det. 3)	May 16	—	May 25
10	1993	(Cle. 2, Bos. 3, N.Y. 4, Oak. 1)	July 17	—	July 26
9	1961	(N.Y. 3, Chi. 5, K.C. 1)	June 11	—	June 16
9	1987	(N.Y. 4, Bal. 2, Tor. 3)	May 22	—	May 31
9	1995	(Bal. 3, N.Y. 3, Bos. 3)	Aug. 25	—	Sept. 3
9	1995	(Chi. 1, K.C. 3, Oak. 3, Tex. 2)	Sept. 13	—	Sept. 23
9	1999	(Tor. 2, Bos. 3, Cle. 4)	Aug. 24	—	Sept. 2
8	1961	(Chi. 2, Det. 5, Wash. 1)	April 15	—	April 27
8	1982	(Tex. 2, K.C. 3, Bal. 2, Cle. 1)	June 30	—	July 7
8	1994	(N.Y. 4, Oak. 2, Tex. 2)	July 21	—	July 29

# Games of 13 or More Runs Scored

RECORD: 86-93  
 HOME/ROAD: 87/92  
 HOME RECORD: 42-45  
 ROAD RECORD: 44-48  
 SHUTOUTS: 5-4

## Team Breakdown

TEAM	H/R	W-L	RECORD	
			HOME	ROAD
BALTIMORE ORIOLES	6/6	4-8	1-5	3-3
BOSTON RED SOX	6/9	6-9	2-4	4-5
CHICAGO WHITE SOX	11/7	9-9	6-5	3-4
CLEVELAND INDIANS	5/7	5-7	2-3	3-4
COLORADO ROCKIES	0/0	0-0	0-0	0-0
DETROIT TIGERS	10/9	8-11	6-4	2-7
KANSAS CITY ROYALS	6/5	4-7	2-4	2-3
LOS ANGELES DODGERS	1/0	0-1	0-1	0-0
MILWAUKEE BREWERS	3/5	3-5	1-2	2-3
MINNESOTA TWINS	5/10	9-6	2-3	7-3
NEW YORK YANKEES	7/3	5-5	4-3	1-2
OAKLAND ATHLETICS	9/7	7-9	4-5	3-4
KANSAS CITY ATHLETICS	3/4	4-3	2-1	2-2
SAN DIEGO PADRES	0/0	0-0	0-0	0-0
SAN FRANCISCO GIANTS	0/0	0-0	0-0	0-0
SEATTLE PILOTS	0/0	0-0	0-0	0-0
SEATTLE MARINERS	5/6	5-6	3-2	2-4
TEXAS RANGERS	3/6	6-3	1-1	5-2
WASHINGTON SENATORS	4/1	4-1	3-1	1-0
TORONTO BLUE JAYS	2/4	4-2	2-0	2-2

## Angels

DATE	H/R	SCORE	OPP
7/21/61	H	16-5	WAS
9/28/61	H	13-4	WAS
5/ 6/62	H	15-7	BAL
6/10/62	H	14-6	KC
6/28/62	R	19-7	BOS
4/29/63	H	13-8	WAS
6/10/63	R	13-3	KC
8/23/63	R	17-0	WAS
7/25/64	R	18-2	KC
6/12/65	H	13-3	NY
4/30/66	R	16-9	BOS
5/ 4/66	H	13-2	KC
8/23/67	R	16-5	CLE
6/17/69	R	13-1	MIN
7/28/73	R	19-8	KC
9/23/73	R	15-7	MIN
4/12/74	H	15-1	CHI
4/30/74	R	16-6	BOS
7/31/74	H	14-4	CHI
6/11/75	R	14-7	DET
5/ 7/78	H	16-3	CLE
8/10/78	R	16-5	OAK
9/10/78	H	13-3	KC
9/14/78	R	16-1	TEX
4/21/79	H	13-1	OAK
7/ 1/79	R	14-2	KC
7/ 4/79	H	17-6	OAK
8/25/79	R	24-2	TOR
4/23/80	R	17-0	MIN
5/14/80	R	13-7	CLE
6/20/80	R	20-2	BOS
5/ 9/81	H	15-1	DET
6/ 3/81	R	17-6	TOR
7/16/82	R	15-0	CLE

## Opponents

DATE	H/R	SCORE	DPP
5/13/61	R	13-6	MIN
5/25/61	H	13-5	CLE
8/31/61	H (1)	17-3	KC
9/ 4/61	R (2)	13-7	KC
9/ 5/61	R (2)	13-12	KC
4/27/62	R	13-4	DET
4/29/62	R	13-6	DET
5/13/62	H	15-6	CHI
5/12/63	R	14-2	CHI
7/ 4/64	R	13-5	BOS
6/ 2/65	H	13-0	WAS
6/28/66	H	15-3	DET
6/ 6/67	H	16-4	BAL
7/ 4/68	R	13-10	DET
5/ 4/69	H	15-1	KC
6/28/70	R	13-1	KC
8/29/70	R	14-1	CLE
5/22/71	H	13-0	CHI
8/12/73	R	14-8	BOS
9/ 2/73	R	13-3	CHI
6/18/75	R	13-0	KC
5/15/76	H	15-5	MIN
8/ 8/76	R	13-8	OAK
8/14/77	R	15-3	NY
5/31/78	R	17-2	CHI
4/ 6/79	R	14-6	SEA
6/23/79	H	13-4	KC
6/28/79	R	14-4	TEX
8/22/79	H	13-3	CLE
9/17/79	R	16-4	KC
5/23/80	H	13-9	KC
6/ 8/80	H	13-8	BAL
6/12/80	H	13-2	BOS
7/21/80	H	14-3	DET

# Games of 13 or More Runs Scored

## Angels

## Opponents

DATE	H/R	SCORE	OPP	DATE	H/R	SCORE	OPP
7/28/82	H	13-1	OAK	7/26/80	R	14-4	CLE
8/21/82	H	13-1	DET	7/31/80	R	15-6	DET
4/27/83	H	13-3	DET	8/28/80	R	13-8	BAL
5/ 4/83	R	16-8	BAL	5/23/81	H	15-4	CHI
8/ 2/84	H	14-2	MIN	7/22/83	H	13-11	DET
9/ 7/84	R	16-8	CHI	7/30/83	H (1)	13-8	OAK
7/ 5/85	H	13-4	BOS	7/21/84	H	16-4	BOS
7/ 8/86	R	14-3	MIL	4/12/85	R	15-6	OAK
8/ 5/86	R	13-1	MIN	4/23/85	H	14-9	OAK
8/29/86	H	13-12	DET	7/22/85	R	16-3	MIL
9/18/86	H	18-3	KC	8/21/85	H	13-10	NY
6/28/87	R	13-3	CHI	8/24/85	H	13-2	DET
4/12/88	H	15-6	CHI	8/26/85	H	17-3	BAL
6/27/88	H	16-7	MIN	9/ 3/85	R	14-8	DET
7/30/88	R	15-14	CHI	5/ 9/86	H	16-5	MIL
8/16/88	R	15-6	NY	5/12/87	R	15-2	DET
8/28/88	H	13-2	NY	8/ 6/87	R	15-4	SEA
4/ 9/89	H	13-5	SEA	8/ 7/87	R	14-0	SEA
7/13/89	R	13-5	BAL	8/15/87	H	13-3	OAK
7/31/90	R	13-2	MIN	7/30/88	R	14-15	CHI
4/13/91	R	15-9	MIN	5/13/89	R	13-5	BOS
4/12/92	H	13-9	MIL	4/20/90	R	13-1	MIN
7/27/93	H	15-8	OAK	5/16/90	R	13-5	MIL
8/15/93	R	14-2	SEA	7/ 8/90	R	20-7	MIL
9/15/93	H	15-1	SEA	7/25/90	R	13-3	OAK
4/15/94	H	14-13	TOR	8/ 9/90	H	14-3	BOS
5/11/94	R	13-1	TEX	6/15/91	R	13-3	BOS
7/18/94	H	13-4	BOS	5/29/92	H	14-2	CLE
7/30/94	R	14-4	TEX	6/25/92	R	13-4	SEA
5/18/95	R	15-9	MIN	9/ 8/92	H	14-2	OAK
5/25/95	H	15-2	NY	5/10/93	H	13-3	MIN
6/23/95	R	14-4	SEA	6/ 8/93	R	14-6	TOR
6/29/95	R	20-4	TEX	6/17/93	H	18-2	TEX
7/ 4/95	H	14-0	TOR	4/15/94	H	13-14	TOR
7/16/95	R	13-6	DET	4/27/94	H	13-1	BAL
7/22/95	H	13-3	DET	7/ 1/94	R	14-7	BAL
7/23/95	H	13-2	DET	8/ 6/94	H	16-10	CHI
7/28/95	R	13-6	MIL	4/ 2/96	H	15-9	MIL
5/10/96	H	13-8	CLE	5/15/96	R	17-6	BOS
6/19/96	H	14-2	CHI	5/20/96	R	13-1	BAL
8/25/96	R	13-0	BAL	5/27/96	H	16-5	NY
8/29/96	H	14-3	NY	6/ 2/96	H	14-1	BAL
5/12/97	H	16-8	CHI	6/ 5/96	R	14-3	MIN
5/21/97	H	18-3	SEA	6/27/96	H	18-2	OAK
5/28/97	R	14-10	OAK	7/ 5/96	R	16-8	OAK
7/11/97	R	14-4	OAK	7/18/96	H	15-3	SEA
6/13/98	R	18-6	TEX	8/ 1/96	R	13-5	DET
8/20/98	H	13-2	DET	8/ 8/96	H	13-5	MIN
9/ 2/98	R	13-5	CLE	8/10/96	H	18-3	KC
4/12/99	R	13-5	TEX	8/20/96	R	17-6	NY
9/ 7/99	H	14-1	CHI	8/31/96	H	14-3	NY
10/2/99	H	15-3	TEX	4/11/97	R	15-3	CLE
				5/19/97	H	13-4	SEA
				7/31/97	H	14-12	CHI
				5/ 5/98	H	13-11	TOR
				6/15/99	R	2-13	TOR
				6/30/99	R	4-18	TEX
				7/17/99	H	3-13	LA
				8/ 7/99	H	3-14	BOS
				8/31/99	R	12-14	CLE

# Angels Stealing Home

**1963** — Albie Pearson vs. Detroit (July 20, at Dodger Stadium)  
**1964** — Ed Kirkpatrick at Kansas City (May 5)  
**1965** — Jose Cardenal vs. Kansas City (May 9, at Dodger Stadium)  
     Jose Cardenal at Boston (June 1)  
     Jose Cardenal at Boston (July 25)  
**1966** — Jim Fregosi vs. Washington (Sept. 3)  
     Paul Schaal vs. Washington (Sept. 3)  
**1967** — Jose Cardenal vs. Minnesota (July 23)  
**1972** — Mickey Rivers at Oakland (May 22)  
**1974** — Dave Chalk vs. Kansas City (May 12)  
     Lee Stanton vs. Minnesota (July 28, 2nd game)  
     Bruce Bochte at Chicago (Sept. 15)  
     John Doherty at Minnesota (Sept. 20)  
     Morris Nettles at Kansas City (Sept. 25)  
     Denny Doyle vs. Oakland (Oct. 1)

**1976** — Dave Collins vs. Detroit (Aug. 30)  
**1977** — Bobby Bonds at Toronto (Aug. 15)  
**1979** — Bob Clark at Toronto (Aug. 24)  
**1981** — Rod Carew at Seattle (April 12)  
**1985** — Gary Pettis at Seattle (April 28)  
     Gary Pettis vs. Texas (June 11)  
**1989** — Devon White vs. Boston (Sept. 9)★  
**1992** — Luis Polonia at Seattle (June 26)  
     Luis Polonia at New York (Aug. 21)  
**1994** — Chris Turner at Boston (July 5)  
**1995** — Rex Hudler vs. Detroit (July 21)  
**1997** — Tony Phillips at Seattle (June 28)

★ Stole for cycle

## Angels Home Rainouts Dodger Stadium

1 — April 14, 1963, vs. Chicago (Easter Sunday)  
 2 — September 17, 1963, vs. Baltimore (Tuesday Night)  
 3 — April 12, 1965, vs. Cleveland (Monday—Opening Night)  
 4 — September 18, 1965, vs. Baltimore (Saturday—Day)  
 5 — September 19, 1965, vs. Baltimore (Sunday)

## Anaheim Stadium

6 — April 4, 1967, vs. Chicago Cubs (Pre-Season—Tuesday Night)  
 7 — April 8, 1975, vs. Kansas City (Tuesday Night)  
 8 — September 5, 1978, vs. Texas (Tuesday Night)  
 9 — April 19, 1981, vs. Minnesota (Easter Sunday)  
 10 — April 19, 1983, vs. Oakland (Tuesday Night)  
 11 — April 20, 1983, vs. Oakland (Wednesday Night)  
 12 — April 28, 1983, vs. Detroit (Thursday Night)  
 13 — September 24, 1986, vs. Cleveland (Wednesday Night)  
 14 — April 14, 1988, vs. Chicago (Thursday Day)  
 15 — June 16, 1995, vs. Chicago (Friday Night)

Also had power blackout April 21, 1977, vs Chicago (Thursday Night)

## Angels at the All-Star Break

YEAR	W-L	POS	GBL	YEAR★	W-L	POS	GBL
1961	35-51	T8th	-20 1/2	1981★	31-29	4th	-6
1962	45-37	3rd	-2 1/2	1982	49-37	1st	+1
1963	41-46	7th	-12	1983	42-36	2nd	-2
1964	37-44	7th	-13 1/2	1984	44-42	3rd	-1
1965	41-44	6th	-13 1/2	1985	52-35	1st	+6
1966	46-39	4th	-11	1986	48-39	1st	+1 1/2
1967	45-40	4th	-4 1/2	1987	46-43	4th	-3
1968	39-43	6th	-15 1/2	1988	41-46	T4th	-12 1/2
1969	36-58	6th	-22	1989	52-33	1st	+1 1/2
1970	51-35	2nd	-5	1990	41-43	4th	-11
1971	42-50	4th	-16 1/2	1991	44-37	3rd	-2
1972★	40-52	5th	-16 1/2	1992	35-52	7th	-18
1973	48-48	T4th	-7	1993	43-43	T4th	-2
1974	39-59	6th	-17	1994★	38-51	3rd	-5
1975	40-51	6th	-17	1995★	39-30	T1st	—
1976	35-52	6th	-18 1/2	1996	43-45	T3rd	-8 1/2
1977	42-46	5th	-11	1997	44-42	2nd	-4 1/2
1978	46-40	1st	+1	1998	49-37	1st	+1 1/2
1979	55-38	1st	+2	1999	41-45	4th	-6 1/2
1980	29-48	7th	-16 1/2				

★Players strikes from April 5 - 14, 1972, June 12 - July 31, 1981, Aug. 12, 1994 through remainder of season and April 2 - 24, 1995.

# The Last Time...

- NO-HITTER by ANGELS** - Mark Langston & Mike Witt, April 11, 1990 vs. Seattle (1-0 score)
- NO-HITTER vs. ANGELS** - Eric Milton, Sept. 11, 1999 at Minnesota (7-0 score)
- ONE-HITTER by ANGELS** - Chuck Finley, May 26, 1989 at Boston (5-0 score)
- ONE-HITTER vs. ANGELS** - John Burkett, Jeff Zimmerman & John Wetteland, June 29, 1999 vs. Texas (5-0 score)
- 10-OR-MORE STRIKEOUTS, GAME by ANGELS** - Chuck Finley (9), Mark Petkovsek (2) & Lou Pote (1), Sept. 30, 1999 vs. Oakland
- 10-OR-MORE STRIKEOUTS, GAME vs. ANGELS** - Matt Perisho (12), Mike Morgan (2) & Jeff Fassero (1), Oct. 3, 1999 vs. Texas
- SHUTOUT BY ANGELS** - Jarrod Washburn (8.2 IP) & Lou Pote (.1 IP), Oct. 3, 1999 vs. Texas (1-0 score)
- SHUTOUT vs. ANGELS** - Eric Milton (9 IP), Sept. 11, 1999 at Minnesota (7-0 score; no-hitter)
- CONSECUTIVE SHUTOUTS by ANGELS** - Chuck Finley (8 IP) & Troy Percival (1 IP), May 12, 1999 at New York (1-0 score); Omar Olivares (6.2 IP), Scott Schoeneweis (.2 IP), Shigetoshi Hasegawa (.2 IP) & Troy Percival (1 IP), May 13, 1999 at New York (2-0 score)
- CONSECUTIVE SHUTOUTS vs. ANGELS** - Bobby Witt (9 IP), June 28, 1994 at Oakland (3-0 score); Carlos Reyes (8 IP) & Dannis Eckerley (1 IP), June 29, 1994 at Oakland (1-0 score)
- CONSECUTIVE SHUTOUTS, INDIVIDUAL, by ANGELS** - Mark Langston, June 12, 1992 vs. Kansas City (5-0 score) & June 17, 1992 vs. Texas (3-0 score)
- CONSECUTIVE COMPLETE GAMES by ANGELS** - Russ Springer, July 17, 1993 at Cleveland (3-0 loss) & Mark Langston, July 18, 1993 at Cleveland (2-1 loss)
- CONSECUTIVE COMPLETE GAMES vs. ANGELS** - Brad Radke, July 30, 1999 vs. Minnesota (3-1 Angels' loss), Eric Milton, July 31, 1999 vs. Minnesota (8-0 Angels' loss) & Joe Mays, Aug. 1, 1999 (2-1 Angels' win)
- CONSECUTIVE COMPLETE GAME VICTORIES by ANGELS** - Chuck Finley, April 22, 1993 vs. Cleveland (8-0 score) & Mark Langston, April 23, 1993 vs. Boston (4-1 score)
- CONSECUTIVE COMPLETE GAME DEFEATS vs. ANGELS** - Brad Radke, July 30, 1999 vs. Minnesota (3-1 loss) & Eric Milton, July 31, 1999 vs. Minnesota (8-0 loss)
- 1-0 GAME, VICTORY** - Oct. 3, 1999 vs. Texas (Jarrod Washburn defeats Mike Morgan)
- 1-0 GAME, DEFEAT** - July 23, 1999 at Baltimore (Juan Guzman defeats Jack McDowell)
- LAST ANGELS PITCHER TO BAT** - Omar Olivares, July 10, 1999 at Colorado (1/3, 2B, 1 SO, 1 SH)
- LAST ANGELS PLAYER TO PITCH** - Chili Davis, June 17, 1993 vs. Texas (2 IP, 1 HB)
- TRIPLE PLAY by ANGELS** - July 5, 1997 vs. Seattle
- TRIPLE PLAY vs. ANGELS** - Aug. 25, 1992 at Baltimore
- INSIDE-THE-PARK HOME RUN by ANGELS** - Darin Erstad, May 24, 1997 at Toronto (3rd inn., off Woody Williams, leadoff)
- INSIDE-THE PARK HOME RUN vs. ANGELS** - Wally Joyner, June 24, 1993 at Kansas City (8th inning, off Doug Linton, Leadoff)
- PINCH-HIT HOME RUN by ANGELS** - Matt Luke, Sept. 14, 1999 at Kansas City - 1st Game (8th inn., 2-run off Scott Service)
- PINCH-HIT HOME RUN vs. ANGELS** - Derrick May, Sept. 19, 1999 vs. Baltimore (9th inn., solo off Troy Percival)
- GRAND SLAM by ANGELS** - Matt Walbeck, June 5, 1999 at Los Angeles (4th inn. off Chan Ho Park)
- GRAND SLAM vs. ANGELS** - Rafael Palmeiro, July 22, 1999 at Texas (3rd inn. off Steve Sparks)
- PINCH-HIT GRAND SLAM by ANGELS** - Joe Rudi, June 27, 1978 vs. Kansas City (7th inning, off Steve Mingori)
- PINCH-HIT GRAND SLAM vs. ANGELS** - Hubie Brooks, June 13, 1994 at Kansas City (8th inning off Bob Patterson)
- TWO-HOME RUN GAME by ANGELS** - Tim Salmon, Oct. 2, 1999 vs. Texas
- TWO-HOME RUN GAME vs. ANGELS** - Mark Quinn, Sept. 14, 1999 at Kansas City
- THREE-HOME RUN GAME by ANGELS** - Dave Winfield, April 13, 1991 at Minnesota
- THREE-HOME RUN GAME vs. ANGELS** - Albert Belle, July 25, 1999 at Baltimore
- BACK-TO-BACK HOME RUNS by ANGELS** - Garret Anderson (solo) & Troy Glaus (solo), July 21 1999 at Texas (4th inn.)
- BACK-TO-BACK HOME RUNS vs. ANGELS** - Jim Thome (solo) & Richie Sexson (solo), Sept. 1, 1999 at Cleveland (5th inn.)
- BACK-TO-BACK-TO-BACK HOME RUNS by ANGELS** - Reggie Jackson, Bobby Grich & Brian Downing, April 24, 1984 at Boston (4th inn.)
- THREE HOME RUNS, ONE INNING, by ANGELS** - Jim Edmonds, Tim Salmon & Tony Phillips, July 11, 1997 at Oakland (5th inn.)
- THREE HOME RUNS, ONE INNING, vs. ANGELS** - Luis Alicea, Rusty Greer & Juan Gonzalez, Sept. 22, 1998 vs. Texas
- FIVE-HIT GAME by ANGELS** - Mo Vaughn & Randy Velarde, June 24, 1999 at Seattle
- FIVE-HIT GAME vs. ANGELS** - Bernie Williams, May 27, 1996 vs. New York
- FIVE-RBI GAME by ANGELS** - Tim Salmon, Oct. 2, 1999 vs. Texas
- FIVE-RBI GAME vs. ANGELS** - Richie Sexson, Aug. 31, 1999 at Cleveland
- THREE STEALS, INDIVIDUAL, by ANGELS** - Rickey Henderson, Sept. 7, 1997 at Detroit
- THREE STEALS, INDIVIDUAL, vs. ANGELS** - Shawn Green, April 27, 1999 vs. Toronto
- BATTING FOR THE CYCLE by ANGELS** - Dave Winfield, June 24, 1991 at Kansas City
- STEAL OF HOME by ANGELS** - Tony Phillips, June 28, 1997 at Seattle
- TWO HITS SAME INNING, INDIVIDUAL, by ANGELS** - Jim Edmonds, Oct. 2, 1999 vs. Texas (7th inn.)

# Edison International Field of Anaheim



Renovations to Anaheim Stadium began Oct. 1, 1996, reverting the 30-year old structure back to a baseball-only facility. On Sept. 15, 1997, the renovated stadium's new name was announced: **Edison International Field of Anaheim**. The new name coincides with a 20-year sponsorship agreement between Anaheim Sports, Inc. and Edison International, a corporation based in Rosemead, California, that is a world leader in energy production, distribution, research, technology, capital financing and the marketing of consumer products and services. Total cost for the stadium renovation was estimated at \$100 million and the project was completed in time for the Anaheim Angels Opening Day, April 1, 1998.

Anaheim Stadium had been the home of the Angels since their move from Los Angeles following the 1965 season. The stadium opened April 9, 1966, as the California Angels hosted the San Francisco Giants in an exhibition game. The franchise's first American League game was April 19, 1966 vs. the Chicago White Sox. The Los Angeles Angels played at Wrigley Field in 1961 and Chavez Ravine from 1962-65.

The original Anaheim Stadium seated 43,204 (later 43,250). The stadium underwent construction in 1979-80 for additional seating to accommodate the Los Angeles Rams of the NFL. Upon completion in 1981, the stadium seated 65,158 (later 64,593) for baseball. The Rams left Anaheim for St. Louis, MO in 1995. The new Edison Field has a seating capacity of approximately 45,050 for the Anaheim Angels.

## Edison International Field Ground Rules

- Ball striking any forward-facing green padded dugout or photographer well railing is considered a live ball.
- Ball going in, through or over any dugout photographer well is considered dead.
  1. Pitched ball is one (1) base.
  2. Thrown ball is two (2) bases.
- Ball striking guy-wires that support the backstop is considered dead.
  1. Batted ball is dead.
  2. Pitched ball is one (1) base.
  3. Thrown ball is two (2) bases.
- Foul poles and attached screen (yellow) are in fair territory. Ball striking either the pole or attached screen is a home run.
- Batted ball in fair territory getting stuck under the tarp, or field wall pads, is considered dead.
  1. Dead ball, two (2) bases.

# Edison International Field of Anaheim

Other unique features of the new Edison Field include terraced bullpens in the outfield, widened concourses, new restroom and concession areas, a spacious and modernized press box and broadcast booths, family-oriented seating sections (The Nestle Family Zone), state-of-the-art club-level and dugout-level suites, the Pepsi Perfect Game Pavilion (a youth-oriented interactive game area) and landscaped courtyards (with statues in remembrance of Gene Autry and Michelle Carew).

In addition, the new Edison Field includes three full-service restaurants: The KnotHole Club (a sports bar located at the club level down the right field line); The Diamond Club (an upscale restaurant with outdoor seating on the field level behind home plate); and the Home Plate Club (an indoor restaurant on the club level overlooking the main entrance to the ballpark).

The following organizations were involved in implementing the transition of Anaheim Stadium into Edison International Field of Anaheim: **Walt Disney Imagineering**, which served as the manager of the design and construction of Edison Field; **HOK Sports Facilities Group** and **Robert A.M. Stern Architects**, which were responsible for the architectural planning, design and renovation; and **Turner Construction**, which directed and provided construction services.

## Facts & Figures -- Edison Field

**Location Site:** 2000 Gene Autry Way, Anaheim, CA (off State College Blvd., between Orangewood Blvd. & Katella Ave, west of 57 freeway)

**Design:** Three-level structure

**Seating Capacity:** 45,050

**Parking Capacity:** Approximately 15,000 automobiles

**Construction:** Started Oct. 1, 1996. Completed March 27, 1998

**First Event:** Anaheim Angels/Los Angeles Dodgers exhibition baseball game, March 27, 1998

**Stadium Area:** 140 acres

**Foul Lines:** 330 feet

**Left Field:** 365 feet

**Left Field Power Alley:** 387 feet

**Center Field:** 400 feet

**Right Field Power Alley:** 370 feet\*

**Right Field:** 365 feet\*

**Outfield Fence Height:**

Left field to right-center: 8 feet

Right-center to right field: 18 feet

\*Right Field and Right Field Power Alley fence raised from 8' to 18' in 1998.

## Edison International Field Policies

In order to provide a safe and enjoyable atmosphere for our guests, the following will be enforced at all Anaheim Angels baseball games:

### Inside Edison Field

- Guests are prohibited from bringing any alcoholic beverages into the ballpark.
- Guests are prohibited from carrying cans, bottles, thermoses, ice chests, glass containers, or any other container or object that is deemed by ASI to be unsafe, hazardous, or posing a threat of injury to guests, participants, officials, or individuals employed at the ballpark.
- Guests are prohibited from bringing bulk quantities of food into the ballpark, as determined by ASI in its sole discretion.
- Guests are prohibited from selling food or beverages of any kind.
- Guests are prohibited from preparing food or beverages of any kind where such preparation necessitates the use of an object or practice deemed by ASI to be unsafe, hazardous, or posing a threat of injury to guests, participants, officials, or individuals employed at the ballpark.

### Outside Edison Field

- Guests are prohibited from selling food or beverages of any kind.
- Guests are prohibited from preparing food or beverages of any kind where such preparation necessitates the use of an object or practice deemed by ASI to be unsafe, hazardous, or posing a threat of injury to guests, participants, officials, or individuals employed at the ballpark.
- Tailgating is only permitted within the designated areas (as depicted by orange lines).
- On-site catering is prohibited.
- Only approved gas/propane barbeques units with fuel valve turn-off may be used. AMC 11.04.095
- No vehicle may occupy more than one parking space. AMC 14.32.140
- Consumption of alcohol is strictly prohibited.

# Inaugural Game at Edison Field

## April 1, 1998

NEW YORK	AB	R	H	BI	ANAHEIM	AB	R	H	BI
Knoblauch, 2b	2	0	0	0	Erstad, 1b	5	0	1	1
Jeter, ss	4	0	0	0	Edmonds, cf	4	0	0	0
O'Neill, rf	3	0	1	0	Hollins, 3b	2	0	1	0
Williams, cf	4	1	3	0	Salmon, rf	3	0	1	0
Martinez, 1b	3	0	1	0	Fielder, dh	3	1	2	0
Davis, dh	3	0	0	0	Anderson, lf	4	0	0	0
Curtis, lf	3	0	0	0	Martin, 2b	4	1	1	0
Brosius, 3b	4	0	0	0	Walbeck, c	4	1	2	2
Girardi, c	2	0	0	0	DiSarcina, ss	4	1	3	1
Raines, ph	1	0	0	0	<b>TOTALS</b>	<b>33</b>	<b>4</b>	<b>11</b>	<b>4</b>
<b>TOTALS</b>	<b>29</b>	<b>1</b>	<b>5</b>	<b>0</b>					

	1	2	3	4	5	6	7	8	9	R	H	E	LOB
NEW YORK	0	0	0	0	0	1	0	0	0	1	5	0	8
ANAHEIM	0	0	0	4	0	0	0	0	X	4	11	0	9

DP: New York - 1, Anaheim - 1

2B: Salmon, Martin, DiSarcina

3B: Walbeck

CS: Davis

GDP: Davis, Curtis

NEW YORK	WLS	IP	H	R	ER	HR	BB	SO	HB	WP	BK
Pettitte	L	6	9	4	4	0	3	3	1	0	0
Holmes	—	1.2	2	0	0	0	0	0	0	0	0
Lloyd	—	.1	0	0	0	0	0	0	0	0	0

ANAHEIM	WLS	IP	H	R	ER	HR	BB	SO	HB	WP	BK
Finley	W	7	4	1	1	0	6	7	0	0	0
Holtz	—	1	1	0	0	0	1	0	0	0	0
Percival	S	1	0	0	0	0	0	1	0	0	0

UMPIRES: Evans, McCoy, Johnson, Meriwether

TIME: 2:52 (:56 rain delay to start)

ATTENDANCE: 43,311



## Edison Field Firsts (Regular Season)

- GAME** - April 1, 1998 (New York Yankees 1, Angels 4)  
**ATTENDANCE** - 43,311, April 1, 1998  
**GAME TIME** - 2:52, April 1, 1998  
**PITCHER** - Chuck Finley, Anaheim, April 1, 1998  
**BATTER** - Chuck Knoblauch, New York, April 1, 1998  
**UMPIRES** - Jim Evans (Crew Chief), Larry McCoy, Mark Johnson, Chuck Meriwether  
**FIRST PITCH** - Strike by Chuck Finley to Chuck Knoblauch at 8:31 p.m., April 1, 1998  
**HIT** - Single to center by Dave Hollins, Anaheim, first inning, April 1, 1998  
**RUN** - Cecil Fielder, Anaheim (scored on triple with one out in fourth inning), April 1, 1998  
**SINGLE** - Dave Hollins, Anaheim, April 1, 1998, first inning (center field)  
**DOUBLE** - Norberto Martin, Anaheim, April 1, 1998, fourth inning (right field)  
**TRIPLE** - Matt Walbeck, Anaheim, April 1, 1998, fourth inning (center field)  
**HOME RUN** - Dave Hollins, Anaheim, April 2, 1998, fourth inning (left-center field)  
**RBI** - Matt Walbeck, Anaheim, April 1, 1998 vs. New York, fourth inning (two-run triple)  
**SACRIFICE** - Matt Walbeck, Anaheim, April 6, 1998 (ninth inning; 2-4)  
**SACRIFICE FLY** - Derek Jeter, New York, April 2, 1998 (seventh inning)  
**PINCH RUNNER** - Carlos Garcia, Anaheim, April 2, 1998 (eighth inning)  
**PINCH HITTER** - Tim Raines, April 1, 1998 vs. New York, ninth inning (flyout to left field)  
**PINCH HIT** - Jim Leyritz, April 8, 1998 vs. Boston, eighth inning (single to right field)  
**GRAND SLAM HOME RUN** - Darin Erstad, May 1, 1998 vs. Chicago (sixth inning)  
**TWO-HOME RUN GAME** - Brian Giles, Cleveland, April 3, 1998  
**STOLEN BASE** - Derek Jeter, New York, April 2, 1998 (first inning)  
**CAUGHT STEALING** - Gary DiSarcina, Anaheim, April 2, 1998 (third inning)  
**PUTOUT** - Darin Erstad, Anaheim (groundout Martin to Erstad), April 1, 1998 vs. New York  
**ASSIST** - Norberto Martin, Anaheim (groundout Martin to Erstad), April 1, 1998 vs. New York  
**ERROR** - Travis Fryman (throwing), third base, Cleveland, second inning, April 3, 1998  
**DOUBLE PLAY** - April 1, 1998 vs. New York, Chili Davis grounded out (4-6-3) Martin to DiSarcina to Erstad  
**WINNING PITCHER** - Chuck Finley, Anaheim, April 1, 1998  
**LOSING PITCHER** - Andy Pettitte, New York, April 1, 1998  
**SAVE** - Troy Percival, Anaheim, April 1, 1998  
**WALK** - Paul O'Neill by Chuck Finley, April 1, 1998 vs. New York (first inning)  
**STRIKEOUT** - Derek Jeter by Chuck Finley, April 1, 1998 vs. New York (first inning)  
**HIT BY PITCH** - Dave Hollins by Andy Pettitte, April 1, 1998 vs. New York (third inning)  
**PASSED BALL** - Pat Borders, Cleveland, April 3, 1998 (third inning)  
**BALK** - Arthur Rhodes, Baltimore, April 21, 1998 (sixth inning)  
**COMPLETE GAME** - Bartolo Colon, Cleveland, April 4, 1998 (0-11 score)  
**SHUTOUT** - Bartolo Colon, Cleveland, April 4, 1998 (0-11 score)  
**COMBINED ONE-HITTER** - John Burkett, Jeff Zimmerman & John Wetteland, Texas, June 29, 1999 (0-5 score)  
**ANGELS WIN** - April 1, 1998 vs. New York (4-1 score)  
**ANGELS LOSS** - April 3, 1998 vs. Cleveland (2-6 score)  
**SERIES WIN** - April 6-8, 1998 vs. Boston (3-0)  
**SERIES SWEEP** - April 3-5, 1998 vs. Cleveland (0-3)  
**SERIES LOSS** - April 3-5 vs. Cleveland (0-3)  
**DAY GAME** - Sunday, April 5, 1998 vs. Cleveland (Angels 4, Indians 6)  
**EXTRA INNING GAME** - April 6, 1998 vs. Boston (2-1, win; 11 inn.)



*First Pitch at Edison Field, April 1, 1998 vs. New York (8:31 p.m.)*

# Anaheim Stadium - A Look Back



Anaheim Stadium was home to the Angels for 32 years, beginning with an April 9, 1966, exhibition contest vs. the San Francisco Giants and concluding with the final game of the 1997 season, a 4-0 loss to the Texas Rangers, Sept. 28.

After an Aug. 31, 1964 groundbreaking ceremony, Anaheim Stadium was completed in 1966 at a cost of \$24 million. The facility's centerpiece was a giant A-frame scoreboard standing 230 feet high and was the source of the stadium's nickname, "The Big A."

With a seating capacity of 43,250, Anaheim Stadium was built with "Convenience, Comfort and Courtesy" in mind. Narrow foul territory areas and quickly-rising decks gave fans an up-close view of the action. Gradually-inclined ramps, escalators, wide aisles and helpful ushers as well as three surrounding freeways, 26 entrance lanes and 28 exit lanes added to the Big A's accessibility.

Anaheim Stadium underwent construction to enclose the stadium in 1979 for additional seating to accommodate the football Rams. Seating capacity was increased to 64,593 for baseball and more than 70,000 for football. A total of 108 executive style boxes were added to surround the rear of the Club Level. In addition to the Stadium Club, there were two other private dining areas designed for groups — the Stadium Pavilion and the Football Press Box.

At that time, the Big A board was preserved and moved to the edge of the parking lot adjacent to the Orange Freeway behind the right field area.

When the Rams left for St. Louis, Anaheim Stadium's primary tenant remained the Angels, who originally signed a 35-year contract (through 2001). Renovations began Oct. 1, 1996, to revert the 30-year old structure back to a baseball only facility. Total cost for the renovation was estimated at \$100 million.

**April 10, 1964** — Anaheim City Council accepts letter of intent in special joint session of Council of Orange County Board of Supervisors, but Supervisors decline to join Anaheim in financing and constructing stadium. City Council unanimously votes to "Go it Alone." Contractor Del Webb pledges to complete stadium before April, 1966 and proceeds with plans, at his own risk, pending final decision of Council. Council authorizes City Manager and City Attorney to draw up lease agreement with Angels and contract for construction of stadium.

**Aug. 8, 1964** — Anaheim and Angels sign 35-year lease for stadium.

**Aug. 25, 1964** — Purchase of 150 acres completed. By resolution, City Council officially names stadium "Anaheim Stadium."

**Aug. 26, 1964** — Anaheim and Del Webb Construction sign contract for construction of stadium to seat about 50,000 at maximum cost of \$16 million.

**Aug. 31, 1964** — Groundbreaking for construction of stadium. Angels owner Gene Autry, Del Webb and Anaheim Mayor Odra Chandler shoveled soil in a clearing surrounded by orange groves and corn fields.

**Aug. 26, 1965** — Structural steel construction of stadium completed.

**Sept. 2, 1965** — Decision made to open with 43,204 seating capacity.

**Oct. 1, 1965** — Stadium grass planted.

**Oct. 15, 1965** — Last concrete poured.

**Nov. 15, 1965** — Installation of seats begins.

**Nov. 23, 1965** — Compaction and grading of parking lot begins.

**Dec. 8, 1965** — Model of scoreboard is unveiled; Standard Oil Company to finance \$1 million, 230-foot, A-frame scoreboard structure in left field.

**Dec. 29, 1965** — Placement of light towers; work on scoreboard begins.

**April 9, 1966** — Anaheim Stadium opens in Angels' exhibition vs. San Francisco Giants.

# Anaheim Stadium

## 1966

Anaheim Stadium, America's newest and most modern baseball facility, is designed for the fan. A three-level structure with unobstructed views from anywhere in the ballpark, it is designed to "bring the fans back to the game and the game back to the fans." Combining convenience and comfort, it is only 109 feet from the field to the top seat of the third level. The cost of Anaheim Stadium, including concession and Stadium Club equipment and scoreboard, is \$24 million. At present, the park seats 43,204 within the grandstand, with provisions for outfield pavilions in the near future. Some 20,000 seats are in the infield area. With 42-inch aisles, the field level seats are terra cotta (brick); club level, orange and the upper view level, beige. Ground level parking accommodates some 12,000 automobiles and over 200 buses. The entire stadium encompasses some 140 acres. There are four main entrances with 33 lanes of traffic rotated for quick access prior to and after the games. There are two escalators, one at first base and one at third base, 16 ramps and four elevators in Anaheim Stadium. The foul lines are 333 feet, center field is 406 feet, with left and right center, 375 feet. The outfield fence is 10 feet high. The Stadium Club accommodates some 500 people. The \$1 million "A" frame scoreboard with message board in left field towers 230 feet. High on the frame is a halo, the long-time Angels symbol. Some 1,900 lights (with 1,500 watt bulbs) light the stadium. Eight million pounds of structural steel went into construction, with nearly a half-million nuts and bolts. Also the stadium has 35,000 cubic yards of concrete; 7,000,000 pounds of reinforced steel and some 2,100 pre-cast concrete sections totaling 7,000 cubic yards of concrete. 41 frame sections compose the roof of the stadium. The stadium itself covers 782,000 square feet. The Angels dugout and clubhouse is at third base, the visitors at first base. The press box is a two level structure, with print media on the lower level. There are seven radio-TV booths. Nobel Herzberg was the architect for Anaheim Stadium.

## 1981

Anaheim Stadium, nicknamed the "Big A," is completely enclosed following construction in 1979-80 to accommodate the Los Angeles Rams. Major tenants include the Angels, Rams and California Surf soccer club. The facility seats 65,158 for baseball and nearly 70,000 for football. A new video scoreboard, built by Stewart-Warner (who created the Big-A board), was installed in 1980 on the facade of the left-center field roof. The Big-A board has been preserved and moved to the edge of the parking lot adjacent to the Orange Freeway behind the right field area. A total of 106 executive style boxes were added to surround the rear of the club level. In addition to the Stadium Club, there are several private dining areas designed for groups, including the Extra-Inning Club, the Grand Slam Room, the Top of the Big-A and the Football Press Box. The Football Press Box is located on the View Level on the left field side, while the Baseball Press Box is on the Club Level behind home plate. Additionally, a new sound system and metal halide lamps were installed. New construction and improvements of facilities, including peripheral ground, was the responsibility of Cabot, Cabot and Forbes Consultants (Los Angeles). The consulting architect was Devine James Labinski Myers (Kansas City) in conjunction with Skidmore, Owings & Merrill (Los Angeles).

## Facts & Figures

**Location Site:** 2000 Gene Autry Way, Anaheim, CA (off State College Blvd., between Orangewood Blvd. & Katella Ave, west of 57 freeway)

**Design:** Three-level structure

**Seating Capacity:** 36,658 in 1997; 64,593 to 65,158 in 1981-96; 43,204 to 43,250 in 1966-80

**Parking Capacity:** Approximately 15,000 automobiles

**Construction:** Started Aug. 31, 1964. Completed April 8, 1966.

**First Event:** California Angels/San Francisco Giants exhibition baseball game, April 9, 1966.

**Last Event:** Anaheim Angels/Texas Rangers regular season baseball game, Sept. 28, 1997.

**Stadium Area:** 140 acres

**Foul Lines:** 333 feet

**Bullpens:** 362 feet

**Left and Right Fields:** 370 feet

**Center Field:** 404 feet

**Outfield Fence Height:** 8 feet

# Inaugural Game at Anaheim Stadium

## April 19, 1966

CHICAGO	AB	R	H	BI	CALIFORNIA	AB	R	H	BI
Agee, cf	4	2	2	1	Cardenal, cf	3	0	0	0
Buford, 3b-2b	4	1	1	1	Piersall, cf	0	0	0	0
Robinson, rf	3	0	1	1	Siebert, 1b	1	0	0	0
Romano, c	3	0	0	0	Knoop, 2b	4	0	0	0
Fisher, p	0	0	0	0	Fregosi, ss	4	0	1	0
Ward, lf	3	0	0	0	Adcock, 1b	3	0	1	0
McCraw, 1b	1	0	0	0	Hernandez, pr	0	0	0	0
Skowron, 1b	3	0	1	0	Kirkpatrick, lf	0	0	0	0
Martin, c	1	0	0	0	Warner, rf	3	0	0	0
Hansen, ss	4	0	1	0	Reichardt, lf	3	1	1	1
Weis, 2b	2	0	0	0	Schaal, 3b	3	0	0	0
Freese, 3b	2	0	0	0	Rodgers, c	4	0	1	0
John, p	2	0	0	0	Lopez, p	2	0	0	0
Cater, ph	1	0	0	0	Burdette, p	0	0	0	0
Berry, cf	0	0	0	0	Smith, ph	1	0	0	0
<b>TOTALS</b>	<b>33</b>	<b>3</b>	<b>6</b>	<b>3</b>	<b>TOTALS</b>	<b>31</b>	<b>1</b>	<b>4</b>	<b>1</b>

	1	2	3	4	5	6	7	8	9	R	H	E	LOB
CHICAGO	0	0	0	0	0	1	0	2	0	3	6	1	5
CALIFORNIA	0	1	0	0	0	0	0	0	0	1	4	1	8

E: California - Reichardt  
2B: Fregosi, Skowron

Chicago - Hansen

S: Lopez  
HR: Reichardt, Agee

CHICAGO	WLS	IP	H	R	ER	HR	BB	SO	HB	WP	BK
John	W	7	3	1	1	1	3	4	0	0	0
Fisher	—	2	1	0	0	0	1	0	0	0	0
CALIFORNIA	WLS	IP	H	R	ER	HR	BB	SO	HB	WP	BK
Lopez	L	7.2	5	3	2	1	1	8	1	0	0
Burdette	—	1.1	1	0	0	0	0	1	0	0	0

HBP: Robinson (by Lopez)

TIME: 2:38

ATTENDANCE: 31,660



Walt Disney visits Anaheim Stadium

# Anaheim Stadium Firsts ★

- GAME** - Exhibition - April 9, 1966 (San Francisco Giants 9, Angels 3)  
 Regular Season - April 19, 1966 (Chicago White Sox 3, Angels 1)
- ATTENDANCE** - 31,660, April 19, 1966
- GAME TIME** - 2:38, April 19, 1966
- PITCHER** - Marcelino Lopez, California, April 19, 1966
- BATTER** - Tommie Agee, Chicago (groundout; 6-3), April 19, 1966
- PLATE UMPIRE** - Johnny Stevens, April 19, 1966
- HIT** - Double to right by Jim Fregosi, California, first inning, April 19, 1966
- RUN** - Rick Reichardt, California (scored on solo HR w/one out in second inning),  
 April 19, 1966
- SINGLE** - Bob Rodgers, California, April 19, 1966 vs. Chicago, fifth inning
- DOUBLE** - Jim Fregosi, California, April 19, 1966 vs. Chicago, first inning
- TRIPLE** - Paul Schaal, California, April 20, 1966 vs. Chicago, second inning
- HOME RUN** - Rick Reichardt, California, April 19, 1966 vs. Chicago, second inning  
 (solo)
- RBI** - Rick Reichardt, California, April 19, 1966 vs. Chicago, second inning (solo HR)
- INSIDE-THE-PARK HOME RUN** - Paul Schaal, Aug. 2, 1966 vs. New York, 11th  
 inning (Hal Reniff - solo)
- GRAND SLAM HOME RUN** - Curt Blefary, Baltimore, June 6, 1967, 9th inning  
 (Lou Burdette)
- TWO-HOME RUN GAME** - Boog Powell, Baltimore, June 1, 1966
- THREE-HOME RUN GAME** - Curt Blefary, Baltimore, June 6, 1967
- PINCH-HIT HOME RUN** - Jose Cardenal, California, June 11, 1966 vs. Kansas City  
 Athletics (11th inning)
- HITTING FOR THE CYCLE** - Jim Fregosi, California, May 20, 1968 vs. Boston
- WINNING PITCHER** - Tommy John, Chicago, April 19, 1966
- LOSING PITCHER** - Marcelino Lopez, California, April 19, 1966 vs. Chicago
- SAVE** - Eddie Fisher, Chicago, April 19, 1966
- PUTOUT** - Joe Adcock, California (groundout Fregosi to Adcock), April 19, 1966  
 vs. Chicago
- ASSIST** - Jim Fregosi, California (groundout Fregosi to Adcock), April 19, 1966  
 vs. Chicago
- ERROR** - Rick Reichardt, left field, California, eighth inning, April 19, 1966 vs.  
 Chicago
- SHUTOUT** - Fred Newman & Bob Lee, May 5, 1966 vs. Kansas City Athletics  
 (1-0 score)
- COMPLETE GAME** - Dean Chance, California, May 4 vs. Kansas City Athletics  
 (13-2 win)
- WALK** - Johnny Romano by Marcelino Lopez, April 19, 1966 vs. Chicago (first inning)
- STRIKEOUT** - Pete Ward by Marcelino Lopez, April 19, 1966 vs. Chicago (first inning)
- DAY GAME** - Sat., April 23, 1966 vs. Minnesota (Angels 4, Twins 3)
- DOUBLEHEADER** - May 15, 1966 vs. Boston (Game 1 - 5-4 Angels, Game 2 - 6-3  
 Red Sox)
- STOLEN BASE** - Tommie Agee, Chicago, April 20, 1966 (third inning)
- TRIPLE PLAY** - July 14, 1977 vs. Seattle, Ron Jackson (3b) to Jerry Remy (2b) to  
 Tony Solaita (1b) hit by Lee Stanton, fifth inning
- BALK** - Denny Higgins, Chicago, April 20, 1966, third inning
- ONE-HITTER** - Wally Bunker, Kansas City Royals, Sept. 11, 1969 (3-0 score)
- COMBINED ONE-HITTER** - Rick Clark & Clyde Wright, California, Aug. 20, 1968  
 vs. Baltimore (7-2 score)
- NO-HITTER** - Clyde Wright, California, July 3, 1970 vs. Oakland (4-0 score)
- ANGELS WIN** - April 20, 1966 vs. Chicago (4-3 score, 11 innings)

★All are regular season firsts unless indicated

# Attendance

The Angels finished the 1999 season with a home attendance of 2,253,123 (81 dates), seventh best in the A.L., and a road attendance of 2,210,881 (80 dates), ninth highest in the circuit. Home attendance marked the second straight season above the two million mark (2,519,063 in 1998), 16th time in club history and 14th highest in club history, while road attendance figures marked the seventh time over two million fans and fourth highest in club annals. Anaheim's total home and road attendance in 1999 (4,464,004) was the sixth highest in club history after setting the franchise record a year ago (4,753,452).

Anaheim set Edison Field bests for a night game (43,911, July 15 vs. Los Angeles), three-game series (127,446, July 15-17 vs. Los Angeles) and four-game series (137,081, April 30-May 3 vs. Chicago). The Angels season-high attendance at home was 43,911, July 15 vs. Los Angeles (Edison Field record), while the season-best on the road was 55,626, June 20 at New York. The club enjoyed three sellouts at Edison Field in 1999 after posting 10 in the inaugural season of the ballpark a year ago. The Angels' home attendance low was 16,165, Sept. 20 vs. Tampa Bay, while the lowest attendance on the road was 5,377, April 13 at Oakland.

The Angels established their single-game home attendance figure when 64,406 witnessed Game 1 of the 1982 ALCS against Milwaukee, Oct. 5.

During the ensuing 1983 campaign, the top two regular season crowds in club history were set when 63,132 watched the Angels host Kansas City, July 4, and 63,073 viewed the April 23 game against Baltimore.

	HOME	AWAY	TOTAL
1961 (Wrigley Field)	603,510	712,510	1,316,020
1962 (Chavez Ravine)	1,144,063	861,699	2,005,762
1963	821,015	657,245	1,478,260
1964	760,439	719,631	1,480,070
1965	566,727	756,000	1,322,727
1966 (Anaheim Stadium)	1,400,321	884,181	2,284,502
1967	1,317,713	971,836	2,289,549
1968	1,025,956	912,803	1,938,759
1969	758,388	805,415	1,563,803
1970	1,077,741	976,786	2,054,527
1971	926,373	851,525	1,777,898
1972	744,190	814,630	1,558,820
1973	1,058,206	964,831	2,023,037
1974	917,269	860,552	1,777,821
1975	1,058,163	975,645	2,033,808
1976	1,006,774	1,094,333	2,101,107
1977	1,432,633	1,345,027	2,777,660
1978	1,755,366	1,366,915	3,122,281
1979	2,523,575	1,728,537	4,252,112
1980	2,297,327	1,399,754	3,697,081
1981	1,441,545	831,550	2,273,095
1982	2,807,360	1,897,660	4,705,020
1983	2,555,016	1,882,234	4,437,250
1984	2,402,997	1,723,251	4,126,248
1985	2,567,427	1,793,715	4,361,142
1986	2,655,892	1,685,439	4,341,331
1987	2,696,299	1,877,624	4,573,923
1988	2,340,925	1,894,314	4,235,239
1989	2,647,291	1,970,796	4,618,087
1990	2,555,688	2,042,315	4,598,003
1991	2,416,236	2,336,106	4,752,342
1992	2,065,444	2,117,538	4,182,982
1993	2,057,460	2,286,553	4,344,013
1994	1,512,622	1,577,606	3,090,228
1995	1,748,680	1,871,338	3,620,018
1996	1,820,333	2,105,769	3,926,102
1997	1,767,324	1,820,521	3,587,845
1998 (Edison International Field)	2,519,063	2,234,389	4,753,452
1999	2,253,123	2,203,406	4,464,004
<b>TOTALS</b>	<b>66,026,474</b>	<b>55,811,979</b>	<b>121,838,453</b>

## All-Star & Post-Season Attendance at Anaheim Stadium

1967 All-Star Game	46,309	(July 11, 1967-D)
1979 ALCS	43,199	(Oct. 5, 1979-N)
	43,199	(Oct. 6, 1979-N)
1982 ALCS	64,406	(Oct. 5, 1982-D)
	64,179	(Oct. 6, 1982-D)
1986 ALCS	64,206	(Oct. 10, 1986-D)
	64,223	(Oct. 11, 1986-D)
	64,223	(Oct. 12, 1986-D)
1989 All-Star Game	64,036	(July 11, 1989-D)

# Sellout Crowds at Edison Field (13)

DATE	ATTENDANCE	OPP. / SCORE	DATE	ATTENDANCE	OPP. / SCORE
4/1/98	43,311	New York / 4-1 win	9/19/98	42,833	Seattle / 5-3 win
6/22/98	43,491	Los Angeles / 6-5 win	9/20/98	42,972	Seattle / 3-1 win
6/23/98	43,719	Los Angeles / 6-4 win	9/23/98	42,776	Texas / 7-1 loss
7/4/98	43,571	Oakland / 8-3 loss	4/17/99	43,752	Seattle / 4-3 loss
7/31/98	43,390	Boston / 7-2 loss	7/15/99★	43,911	Los Angeles / 7-6 win
8/5/98	43,104	Cleveland / 6-5 loss	7/16/99	43,727	Los Angeles / 3-1 loss
8/22/98	42,882	Toronto / 5-1 win			

★ Largest crowd at Edison Field

## Opponent Records, Game at Edison Field

CLUB	ATTENDANCE	DATE	CLUB	ATTENDANCE	DATE
Arizona	37,916	June 12, 1999	Minnesota	38,319	July 30, 1999
Baltimore	38,840	July 19, 1998	New York	43,311	April 1, 1998
Boston	43,390	July 31, 1998	Oakland	43,571	July 4, 1998
Chicago	37,500	May 2, 1998	San Diego	37,697	July 18, 1999
Cleveland	43,104	Aug. 5, 1998	San Francisco	33,272	July 2, 1998
Colorado	42,493	June 7, 1998	Seattle	43,752	April 17, 1999
Detroit	42,409	May 9, 1998	Tampa Bay	37,878	April 18, 1998
Kansas City	37,217	Sept. 5, 1998	Texas	42,776	Sept. 23, 1998
Los Angeles	43,911	July 15, 1999	Toronto	42,882	Aug. 22, 1998

## All-Time Regular Season Attendance

<b>Season:</b>	Total	4,753,599 (1998)
	Anaheim Stadium	2,807,360 (1982)
	Edison International Field of Anaheim	2,519,210 (1998)
	Road	2,336,106 (1991)
<b>Single Game:</b>	Wrigley Field	19,930 (Aug. 22, 1961, New York-N)
	Dodger Stadium	53,591 (July 13, 1962, New York-N)
	Anaheim Stadium	63,132 (July 4, 1983, Kansas City-D)
	Edison Field	43,911 (July 15, 1999 vs. Los Angeles-N)
	Road	60,108 (June 3, 1973, New York-D)
<b>Night Game:</b>	Wrigley Field	19,930 (Aug. 22, 1961, New York)
	Dodger Stadium	53,591, (July 13, 1962, New York)
	Anaheim Stadium	63,073 (April 23, 1983, Baltimore)
	Edison Field	43,911 (July 15, 1999 vs. Los Angeles)
	Road	57,762 (April 6, 1977, Seattle)
<b>Day Game:</b>	Wrigley Field	19,722 (May 7, 1961, New York)
	Dodger Stadium	44,912 (June 3, 1962, New York)
	Anaheim Stadium	63,132 (July 4, 1983, Kansas City)
	Edison Field	43,104 (Aug. 5, 1998 vs. Cleveland)
	Road	60,108 (June 3, 1973, New York)
<b>Doubleheader:</b>	Wrigley Field	16,297 (April 30, 1961, Kansas City)
	Dodger Stadium	18,902 (May 19, 1965, Minnesota)
	Anaheim Stadium	43,461 (Aug. 5, 1988, Chicago)
	Edison Field	N/A
	Road	58,556 (June 9, 1968, New York)
<b>Season Opener:</b>	Wrigley Field	11,931 (April 27, 1961, Minnesota-D)
	Dodger Stadium	21,864 (April 9, 1963, Boston-N)
	Anaheim Stadium	51,145 (April 26, 1995, Detroit-N)
	Edison Field	43,311 (April 1, 1998 vs. New York-N)
	Road	57,762 (April 6, 1977, Seattle-N)
<b>Three-Game Series:</b>	Wrigley Field	59,522 (Aug. 22-24, 1961, New York)
	Dodger Stadium	146,623 (June 1-3, 1962, New York)
	Anaheim Stadium	175,058 (Aug. 11-13, 1989, Oakland)
	Edison Field	127,446 (July 15-17, 1999 vs. Los Angeles)
	Road	151,574 (Sept. 10-12, 1993, Toronto)
<b>Four-Game Series:</b>	Wrigley Field	15,247 (Aug. 28-30, 1961, Baltimore)
	Dodger Stadium	36,792 (Aug. 30-Sept. 2, 1965, New York)
	Anaheim Stadium	173,347 (July 1-4, 1983, Kansas City)
	Edison Field	137,081 (April 30-May 3, 1999 vs. Chicago)
	Road	201,630 (July 3-6, 1993, Toronto)

# Anaheim Angels Major Trades

DATE	CLUB	ACQUIRED	TRADED	DATE	CLUB	ACQUIRED	TRADED
4/1/61	Chicago (NL)	Lou Johnson, of	Jim McAnany, of	1/28/71	Milwaukee	Gene Brabender, p	Bill Voss, of
4/4/61	New York (AL)	Fritz Brickell, inf	Duke Maas, p	10/5/71	Cleveland	Vada Pinson, of	Alex Johnson, of
5/8/61	New York (AL)	Lee Thomas, of	Tax Clevenger, p			Frank Baker, of	Gerry Moses, c
		Ryne Duren, p	Bob Cerv, of			Alan Foster, p	
		Johnny James, p		11/30/71	Minnesota	Leo Cardenas, inf	Dave LaRoche, p
8/7/61	Detroit	Jim Donohue, p	Jerry Casale, p	12/10/71	New York (NL)	Nolan Ryan, p	Jim Fregosi, inf
						Don Rose, p	
5/15/62	Kansas City	Gordy Winthorn, of	Marlin Coughtry, inf			Leroy Stanton, of	
5/29/62	Minnesota	Don Lee, p	Jim Donohue, p			Francisco Estrada, c	
7/21/62	Kansas City	Dan Osinski, p	★Ted Bousfield, p	1/25/72	Milwaukee	Andy Kosco, of/inf	Tommy Reynolds, of
12/11/62	Philadelphia	Jacke Davis, of	Earl Averill, of/of	5/5/72	Kansas City	Bob Oliver, of/inf	Roger Murphy, p
				6/10/72	Baltimore	Jerzy Dab'non, inf	Tom Repoz, of
8/15/63	Detroit	Frank Kostro, inf	George Thomas, of	7/28/72	Milwaukee	Paul Raliff, c	Syd O'Brien, inf
		Paul Foytack, p				Ron Clark, inf	Joe Arcue, c
12/2/63	Cleveland	Barry Latman, p	Leon Wagner, of	7/29/72	Houston	Jack Hatt, c	CASH
			★Joe Adcock, inf	8/15/72	Boston	Chris Coletta, of	Andy Kosco, of
				8/17/72	Chicago (AL)	Bruce Miller, inf	Eddie Fisher, p
4/28/64	Detroit	Willie Smith, prof	Julio Navarro, p			Bruce Kinn, c	
5/4/64	Boston	Lou Clinton, of	Lee Thomas, of	11/28/72	Los Angeles	Frank Robinson, of	Andy Messersmith, p
8/11/64	Cleveland	Vic Power, inf	Billy Moran, inf			Bill Singer, p	Ken McMillan, inf
	Minnesota	Lennie Green, of	Frank Kostro, inf			Bill Grabarkewitz, inf	
		Phil Roof, c				Bobby Valentine, inf	
10/14/64	Milwaukee	Ron Piche, p	★Dan Osinski, p				
11/21/64	San Francisco	Jose Cardenal, of	Jack Hatt, c	4/2/73	Cleveland	Tom McCraw, inf/of	Leo Cardenas, inf
12/3/64	Philadelphia	Costen Shockley, inf	Bo Belinsky, p			Bob Marciano, inf	
		Rudy May, p		4/14/73	San Francisco	Al Gallagher, inf	Bruce Miller, inf
				5/20/73	Texas	Mike Epstein, inf	Jim Spencer, inf
6/1/65	Houston	Al Spangler, of	Don Lee, p			Rich Hand, p	Lloyd Allen, of
8/15/65	Cleveland	★Butba Morton, of	Phil Roof, c	6/15/73	Cincinnati	Rick Stelmazsek, c	★Thor Skogan, p
12/2/65	Baltimore	Norm Siebern, inf	Dick Simpson, of			Richie Scheinblum, of	★Terry Wilshusen, p
12/15/65	Houston	Ed Pacheco, c	Barry Latman, p	8/14/73	Philadelphia	★Donny Doyle, inf	★Billy Grabarkewitz, inf
							★Aurelio Montezagudo, p
5/27/66	Los Angeles	Howie Reed, p	Dick Egan, p				★Chris Coletta, of
12/2/66	Minnesota	Jimmie Hall, of	★John Butler, inf				Clyde Wright, p
		Don Minch, inf	Dean Chance, p	10/22/73	Milwaukee	Elie Rodriguez, c	Steve Barber, p
		Pete Cimino, p	★Jackie Hernandez, inf			Skip Lockwood, p	Ken Barry, of
12/14/66	San Francisco	Len Gabrielson, of	Norm Siebern, inf			Gary Ryerson, p	Art Kusnyes, c
12/15/66	Los Angeles	Nick Wilhite, p	Bob Lee, p	12/6/73	St. Louis	Mike Brown, of	Jeff Torborg, c
						Joe Lahoud, of	
						John Andrews, p	
5/8/67	Chicago (AL)	Bill Skowron, inf	Charles Nash, inf	2/23/74	Kansas City	Barry Razano, p	Vada Pinson, of
5/10/67	Los Angeles	John Vermas, inf	Len Gabrielson, of	4/30/74	Kansas City	Paul Schaef, inf	Richie Scheinblum, of
6/10/67	New York (NL)	Jack Hamilton, p	Nick Wilhite, p	7/28/74	Chicago (NL)	Horatio Pina, p	Rick Stelmazsek, c
6/15/67	Baltimore	Woody Held, inf/of	Marcelino Lopez, p	7/31/74	St. Louis	Bob Heise, inf	★Doug Howard, of
			Tom Arruda, p	12/2/74	Boston	Tommy Harper, of	Bob Heise, inf
8/15/67	Kansas City	Roger Repoz, inf/of	Jack Sanford, p	12/3/74	New York (AL)	Bill Sudakis, inf	Skip Lockwood, p
			Jack Warner, of				
			Jose Cardenal, of				
11/29/67	Cleveland	Chuck Hinton, of	Bill Kelso, p	3/22/75	New York (NL)	Ike Hampton, c	Ken Sanders, p
11/30/67	Cincinnati	Sammy Ellis, p	Jorge Rubio, p	6/14/75	Boston	★Chuck Ross, p	Denny Doyle, inf
				9/17/75	San Diego	Gary Ross, p	Bobby Valentine, of
							★Rudy Meoli, inf
6/15/68	Cleveland	Vic Davalillo, of	Jimmie Hall, of	12/10/75	Texas	Jim Spencer, inf	Mickey Rivers, of
7/20/68	Chicago (AL)	Wayne Causey, inf	Woody Held, inf/of	12/11/75	New York (AL)	Bobby Bonds, of	Ed Figueroa, p
10/8/68	Cleveland	Eddie Fisher, p	Jack Hamilton, p				Jim Spencer, inf
12/12/68	Kansas City	Hoyt Wilhelm, p	Marty Perez, inf	12/11/75	Chicago (AL)	Bill Melton, inf	Morris Nettles, of
			Ed Kirkpatrick, of			Steve Dunning, p	
			Dennis Paepke, c				
1/20/69	Chicago (AL)	Bill Voss, of	Sommy Ellis, p	1/12/76	St. Louis	Dick Sharon, of	Bill Rothan, p
4/4/69	Cleveland	Andy Rubiotta, p	Chuck Hinton, inf/of	3/3/76	Boston	Dick Drago, p	John Balaz, of
5/14/69	Chicago (AL)	Sandy Alomar, inf	Bobby Knopp, inf				Dick Sharon, of
		Bob Priddy, p					Dave Machemer, inf
5/30/69	St. Louis	Jim Hicks, of	Vic Davalillo, of	3/21/76	Los Angeles	Orlando Alvarez, of	Elie Rodriguez, c
6/15/69	Boston	Joe Arcue, c	Tom Satriano, c	5/29/76	St. Louis	Mario Guerrero, inf	Ed Jordan, c
10/24/69	Cincinnati	★Mel Queen, p	★Jim McGlothlin, p	8/6/76	Houston	Terry Humphrey, c	Ed Herrmann, c
		★Alex Johnson, of	★Vern Gelsert, p			Mike Barlow, p	
		★Chico Ruiz, inf	★Pedro Borbon, p	9/3/76	St. Louis	Mike Easler, of	Ron Farkas, inf
				12/3/76	Cleveland	★Stan Perzanowski, p	Bill Melton, inf
1/14/70	Cincinnati	Jack Fisher, p	Bill Harellson, p				
			Don Loomer, inf	4/4/77	Pittsburgh	Randy Sealy, p	Mike Easler, of
4/27/70	Washington	Ken McMillan, inf	Aurelio Rodriguez, inf	5/11/77	Cleveland	Dave LaRoche, p	Bruce Bochte, inf
			Rick Reichardt, of			Dave Schuler, p	Sid Monge, p
7/9/70	Chicago (NL)	Archie Reynolds, p	Juan Pizarro, p	6/13/77	Baltimore	Dyar Miller, p	Dick Drago, p
10/11/70	Boston	Tony Conigliaro, of	Ken Tatum, p	8/15/77	Chicago (AL)	Ken Brett, p	Don Kirkwood, p
		Ray Jarvis, p	Jarvis Tatum, of				John Verhoeven, p
		Gerry Moses, c	Doug Griffin, inf				John Flannery, inf
10/21/70	Atlanta	John Burns, c	Marty Perez, inf	8/15/77	Cincinnati	Gary Nolan, p	Craig Hendrickson, inf
11/30/70	Chicago (AL)	Ken Barry, of	Jay Johnstone, of	12/5/77	Chicago (AL)	Brian Downing, c	Bobby Bonds, of
		Syd O'Brien, inf	Tom Egan, c			Chris Knapp, p	Thad Bosley, of
		Billy Wynne, p	Tom Bradley, p			Dave Frost, p	Dick Dotson, p
		Jim Maloney, p	Greg Garrett, p	12/8/77	Boston	Don Aase, p	Jerry Remy, inf
				12/8/77	Toronto	Ron Fairly, inf	Dale Kelly, c
							Burch Alberts, inf

# Anaheim Angels Major Trades

DATE	CLUB	ACQUIRED	TRADED	DATE	CLUB	ACQUIRED	TRADED
12/4/78	Minnesota	Dan Ford, of	Ron Jackson, inf Danny Goodwin, c Tony Solata, inf	4/12/92	New York (NL)	Julio Valera, p *Julian Vasquez, p Rob Ducey, of Greg Myers, c J.T. Snow, inf Russ Springer, p Jerry Nielsen, p Kelly Gruber, inf CASH	Dick Schofield, inf Mark Eichhorn, p Jim Abbott, p Luis Sojo, inf
12/5/78	Montreal	CASH	Ken Landreaux, of Dave Engle, inf Paul Hartzell, p Brad Havens, p Dave Chalk, inf Floyd Rayford, inf	7/30/92	Toronto	Jeff Tuss, p *Keith Morrison, p Spike Owen, inf	Lee Stevens, inf
2/3/79	Minnesota	Rod Carew, inf	Al Cowens, of Todd Cruz, inf Rick Miller, of Mark Clear, p Garney Lansford, inf	12/6/92	New York (AL)	Steve Hosey, of Harold Reynolds, 2b *Bo Ortiz, of Jeff Schwarz, p	Bob Gamez, p Hilly Hatcher, p Dwight Smith, of Bob Melvin, c
5/4/79	Texas	Bert Campaneris, inf	Joe Rudi, of Frank Tanana, p Jim Dorsey, p Dickie Thorn, inf Jason Thompson, inf	12/6/92	Toronto	Tony Phillips, of John Habyan, p Jim Abbott, p Tim Fortugno, p	Chad Curtis, of Mark Sweeney, of Andrew Lorraine, p Bill Simas, p John Snyder, p McKay Christensen, of Kevin Flora, of
6/5/79	Baltimore	Larry Harlow, of	Tom Brunansky, of Mike Walters, p *Dennis Rasmussen, p	1/15/93	Montreal	Aaron Ledesma, inf Jason Grimesley, p Peg Harris, p Don Slaught, c Chuck McElroy, p Rich Monteleone, p Pat Borders, c Robert Ellis, p Greg Gehr, p *Scott Vollmer, c Mark Gubicza, of Mike Sovee, p Allen Watson, p Fausto Macey, p Jim Leyritz, of/inf	Jose Musset, p Bob Gamez, p Hilly Hatcher, p Dwight Smith, of Bob Melvin, c
8/29/79	Seattle	John Montague, p	Tim Lincecum, of Bobby Clark, of	12/9/93	New York (AL)	Steve Hosey, of Harold Reynolds, 2b *Bo Ortiz, of Jeff Schwarz, p	Lee Stevens, inf
12/6/79	Kansas City	Al Cowens, of Todd Cruz, inf Craig Eaton, p	Tom Brunansky, of Mike Walters, p *Dennis Rasmussen, p	12/9/93	New York (AL)	Steve Hosey, of Harold Reynolds, 2b *Bo Ortiz, of Jeff Schwarz, p	Lee Stevens, inf
5/27/80	Detroit	Jason Thompson, inf	Tom Brunansky, of Mike Walters, p *Dennis Rasmussen, p	3/25/94	San Francisco	Steve Hosey, of Harold Reynolds, 2b *Bo Ortiz, of Jeff Schwarz, p	Lee Stevens, inf
6/12/80	Chicago (AL)	Randy Scarbery, p	Tom Brunansky, of Mike Walters, p *Dennis Rasmussen, p	3/29/94	San Diego	Steve Hosey, of Harold Reynolds, 2b *Bo Ortiz, of Jeff Schwarz, p	Lee Stevens, inf
12/10/80	Boston	Rick Burleson, inf Butch Hobson, inf	Tom Brunansky, of Mike Walters, p *Dennis Rasmussen, p	6/24/94	Baltimore	Steve Hosey, of Harold Reynolds, 2b *Bo Ortiz, of Jeff Schwarz, p	Lee Stevens, inf
1/23/81	Boston	Fred Lynn, of Steve Renko, p	Tom Brunansky, of Mike Walters, p *Dennis Rasmussen, p	7/23/94	Chicago (AL)	Steve Hosey, of Harold Reynolds, 2b *Bo Ortiz, of Jeff Schwarz, p	Lee Stevens, inf
4/1/81	Houston	Ken Forsch, p	Tom Brunansky, of Mike Walters, p *Dennis Rasmussen, p	4/13/95	Detroit	Steve Hosey, of Harold Reynolds, 2b *Bo Ortiz, of Jeff Schwarz, p	Lee Stevens, inf
4/1/81	Pittsburgh	Ed Ott, c Mickey Mahler, p Tim Foli, inf	Tom Brunansky, of Mike Walters, p *Dennis Rasmussen, p	7/8/95	St. Louis	Steve Hosey, of Harold Reynolds, 2b *Bo Ortiz, of Jeff Schwarz, p	Lee Stevens, inf
12/11/81	Pittsburgh	Tim Foli, inf	Tom Brunansky, of Mike Walters, p *Dennis Rasmussen, p	7/27/95	Chicago (AL)	Steve Hosey, of Harold Reynolds, 2b *Bo Ortiz, of Jeff Schwarz, p	Lee Stevens, inf
1/28/82	Baltimore	Doug DeCinces, inf Jeff Schneider, p Doug Corbett, p Rob Wilfong, inf Tommy John, p	Tom Brunansky, of Mike Walters, p *Dennis Rasmussen, p	4/13/95	Detroit	Steve Hosey, of Harold Reynolds, 2b *Bo Ortiz, of Jeff Schwarz, p	Lee Stevens, inf
5/11/82	Minnesota	Doug DeCinces, inf Jeff Schneider, p Doug Corbett, p Rob Wilfong, inf Tommy John, p	Tom Brunansky, of Mike Walters, p *Dennis Rasmussen, p	7/8/95	St. Louis	Steve Hosey, of Harold Reynolds, 2b *Bo Ortiz, of Jeff Schwarz, p	Lee Stevens, inf
8/31/82	New York (AL)	Tommy John, p	Tom Brunansky, of Mike Walters, p *Dennis Rasmussen, p	7/27/95	Chicago (AL)	Steve Hosey, of Harold Reynolds, 2b *Bo Ortiz, of Jeff Schwarz, p	Lee Stevens, inf
12/8/83	New York (AL)	Curt Kaulman, p	Tom Brunansky, of Mike Walters, p *Dennis Rasmussen, p	4/13/95	Detroit	Steve Hosey, of Harold Reynolds, 2b *Bo Ortiz, of Jeff Schwarz, p	Lee Stevens, inf
12/20/83	Milwaukee	Jim Slaton, p	Tom Brunansky, of Mike Walters, p *Dennis Rasmussen, p	7/8/95	St. Louis	Steve Hosey, of Harold Reynolds, 2b *Bo Ortiz, of Jeff Schwarz, p	Lee Stevens, inf
8/2/85	Pittsburgh	John Candelaria, p Al Holland, p George Hendrick, of Gary Lucas, p	Tom Brunansky, of Mike Walters, p *Dennis Rasmussen, p	7/27/95	Chicago (AL)	Steve Hosey, of Harold Reynolds, 2b *Bo Ortiz, of Jeff Schwarz, p	Lee Stevens, inf
12/27/85	Montreal	Gary Lucas, p	Tom Brunansky, of Mike Walters, p *Dennis Rasmussen, p	4/13/95	Detroit	Steve Hosey, of Harold Reynolds, 2b *Bo Ortiz, of Jeff Schwarz, p	Lee Stevens, inf
9/10/85	Oakland	Don Sutton, p	Tom Brunansky, of Mike Walters, p *Dennis Rasmussen, p	8/31/96	Chicago (AL)	Steve Hosey, of Harold Reynolds, 2b *Bo Ortiz, of Jeff Schwarz, p	Lee Stevens, inf
12/19/86	New York (AL)	Butch Wynegar, c	Tom Brunansky, of Mike Walters, p *Dennis Rasmussen, p	10/28/96	Kansas City	Steve Hosey, of Harold Reynolds, 2b *Bo Ortiz, of Jeff Schwarz, p	Lee Stevens, inf
8/29/87	Pittsburgh	Johnny Ray, inf	Tom Brunansky, of Mike Walters, p *Dennis Rasmussen, p	11/27/96	San Francisco	Steve Hosey, of Harold Reynolds, 2b *Bo Ortiz, of Jeff Schwarz, p	Lee Stevens, inf
9/16/87	New York (NL)	Shane Young, p Jeff Richardson, p Dan Petry, p	Tom Brunansky, of Mike Walters, p *Dennis Rasmussen, p	12/5/96	New York (AL)	Steve Hosey, of Harold Reynolds, 2b *Bo Ortiz, of Jeff Schwarz, p	Lee Stevens, inf
12/5/87	Detroit	Dan Petry, p	Tom Brunansky, of Mike Walters, p *Dennis Rasmussen, p	4/14/97	San Francisco	Steve Hosey, of Harold Reynolds, 2b *Bo Ortiz, of Jeff Schwarz, p	Lee Stevens, inf
6/7/88	Cleveland	Brian Dorsett, c	Tom Brunansky, of Mike Walters, p *Dennis Rasmussen, p	5/18/97	Chicago (AL)	Steve Hosey, of Harold Reynolds, 2b *Bo Ortiz, of Jeff Schwarz, p	Lee Stevens, inf
10/3/88	Philadelphia	Lance Parrish, c	Tom Brunansky, of Mike Walters, p *Dennis Rasmussen, p	7/29/97	Texas	Steve Hosey, of Harold Reynolds, 2b *Bo Ortiz, of Jeff Schwarz, p	Lee Stevens, inf
11/3/88	Minnesota	Bert Blyleven, p Kevin Trudeau, p	Tom Brunansky, of Mike Walters, p *Dennis Rasmussen, p	8/13/97	San Diego	Steve Hosey, of Harold Reynolds, 2b *Bo Ortiz, of Jeff Schwarz, p	Lee Stevens, inf
11/17/88	New York (AL)	Eric Schmidt, p	Tom Brunansky, of Mike Walters, p *Dennis Rasmussen, p	8/23/97	San Diego	Steve Hosey, of Harold Reynolds, 2b *Bo Ortiz, of Jeff Schwarz, p	Lee Stevens, inf
12/7/88	Milwaukee	Bill Schroeder, c	Tom Brunansky, of Mike Walters, p *Dennis Rasmussen, p	10/31/97	Texas	Steve Hosey, of Harold Reynolds, 2b *Bo Ortiz, of Jeff Schwarz, p	Lee Stevens, inf
9/6/89	Cleveland	Ron Tingley, c	Tom Brunansky, of Mike Walters, p *Dennis Rasmussen, p	11/20/97	Detroit	Steve Hosey, of Harold Reynolds, 2b *Bo Ortiz, of Jeff Schwarz, p	Lee Stevens, inf
1/9/90	Cleveland	Scott Bailes, p	Tom Brunansky, of Mike Walters, p *Dennis Rasmussen, p	3/30/98	St. Louis	Steve Hosey, of Harold Reynolds, 2b *Bo Ortiz, of Jeff Schwarz, p	Lee Stevens, inf
4/29/90	New York (AL)	Luis Polonia, of	Tom Brunansky, of Mike Walters, p *Dennis Rasmussen, p	7/30/98	Chicago (AL)	Steve Hosey, of Harold Reynolds, 2b *Bo Ortiz, of Jeff Schwarz, p	Lee Stevens, inf
5/11/90	New York (AL)	Dave Whitfield, of Junior Felix, of Luis Sojo, inf	Tom Brunansky, of Mike Walters, p *Dennis Rasmussen, p	8/7/98	Milwaukee	Steve Hosey, of Harold Reynolds, 2b *Bo Ortiz, of Jeff Schwarz, p	Lee Stevens, inf
12/2/90	Toronto	Dave Whitfield, of Junior Felix, of Luis Sojo, inf	Tom Brunansky, of Mike Walters, p *Dennis Rasmussen, p	8/20/98	Oakland	Steve Hosey, of Harold Reynolds, 2b *Bo Ortiz, of Jeff Schwarz, p	Lee Stevens, inf
12/4/90	Baltimore	Dave Whitfield, of Junior Felix, of Luis Sojo, inf	Tom Brunansky, of Mike Walters, p *Dennis Rasmussen, p	8/28/98	Philadelphia	Steve Hosey, of Harold Reynolds, 2b *Bo Ortiz, of Jeff Schwarz, p	Lee Stevens, inf
3/14/91	Milwaukee	Dave Parker, 1b/DH	Tom Brunansky, of Mike Walters, p *Dennis Rasmussen, p	9/18/98	Chicago (AL)	Steve Hosey, of Harold Reynolds, 2b *Bo Ortiz, of Jeff Schwarz, p	Lee Stevens, inf
7/30/91	San Diego	Shawn Abner, of Von Hayes, of	Tom Brunansky, of Mike Walters, p *Dennis Rasmussen, p	12/14/98	St. Louis	Steve Hosey, of Harold Reynolds, 2b *Bo Ortiz, of Jeff Schwarz, p	Lee Stevens, inf
12/8/91	Philadelphia	Shawn Abner, of Von Hayes, of	Tom Brunansky, of Mike Walters, p *Dennis Rasmussen, p	3/29/99	San Diego	Steve Hosey, of Harold Reynolds, 2b *Bo Ortiz, of Jeff Schwarz, p	Lee Stevens, inf
12/10/91	Milwaukee	Chuck Crim, p *Ken Rivers, c	Tom Brunansky, of Mike Walters, p *Dennis Rasmussen, p	3/30/99	Toronto	Steve Hosey, of Harold Reynolds, 2b *Bo Ortiz, of Jeff Schwarz, p	Lee Stevens, inf
12/10/91	New York (NL)	Hubie Brooks, of	Tom Brunansky, of Mike Walters, p *Dennis Rasmussen, p	7/29/99	Oakland	Steve Hosey, of Harold Reynolds, 2b *Bo Ortiz, of Jeff Schwarz, p	Lee Stevens, inf

#Compensation for player who retired  
\*Designates player to be named later

# No. 1 Draft Selections in Angels History

YEAR	PLAYER	POSITION	MONTH	SIGNED
1965	★ Jim Spencer	First Base	June	Yes
1966	Ronald Cherry	Catcher	January	No
1966	James Vopicka	Shortstop	January (SP)	Yes
1966	James Deneff	Shortstop	June	Yes
1966	★ Andy Messersmith	Pitcher	June (SP)	Yes
1967	David McCormick	Pitcher	January	Yes
1967	★ Tom Murphy	Pitcher	January (SP)	Yes
1967	William Nunn	Catcher	June	Yes
1967	★ Greg Washburn	Pitcher	June (SP)	Yes
1968	Robert Johnson	Pitcher	January	No
1968	Dayle Campbell	First Base	January (SP)	Yes
1968	Lloyd Allen	Pitcher	June	Yes
1968	Larry Hanson	Shortstop	June (SP)	Yes
1969	Randall Bayer	First Base	January	No
1969	Sherwood Hahn	Pitcher	January (SP)	No
1969	★ Alan Bannister	Shortstop	June	No
1969	Robert Beach	Pitcher	June (SP)	No
1970	Paul Sands	Pitcher	January	No
1970	★ John Doherty	Outfielder	January	Yes
1970	★ Paul Dade	3B/OF	June	Yes
1970	Richard Soriano	Outfielder	June (SP)	No
1971	Earl Austin	Third Base	January	Yes
1971	★ Robert Allietta	Catcher	January (SP)	Yes
1971	★ Frank Tanana	Pitcher	June	Yes
1971	John Donovan	Pitcher	June (SPD)	Yes
1971	James Officer	Pitcher	June (SPA)	Yes
1972	★ Thomas Donohue	Catcher	January	Yes
1972	★ Craig Caskey	Pitcher	January (SP)	No
1972	★ Dave Chalk	Third Base	June	Yes
1972	★ Dave Collins	1B/OF	June (SP)	Yes
1973	Randy Smith	Pitcher	January	Yes
1973	Jeff Feramisco	INF/OF	January (SP)	No
1973	Billy Taylor	Outfielder	June	Yes
1973	David Bedrosian	Second Base	June (SP)	No
1974	Lawrence Howser	Shortstop	January	No
1974	David Bedrosian	Second Base	January (SP)	No
1974	★ Mike Miley	Shortstop	June	Yes
1974	★ John Caneira	Pitcher	June (SP)	Yes
1975	★ Willie Aikens	First Base	January	Yes
1975	★ Gil Kubski	Third Base	January (SP)	Yes
1975	★ Danny Goodwin	Catcher	June	Yes
1975	★ Garry Hancock	Outfielder	June (SP)	No
1976	Stephen Tebbetts	Outfielder	January	Yes
1976	Greg Johnson	Pitcher	January (SP)	Yes
1976	★ Ken Landreaux	Outfielder	June	Yes
1976	John Racanelli	Pitcher	June (SP)	Yes
1977	★ Alan Wiggins	Infielder	January	Yes
1977	Robert Healy	Pitcher	January (SP)	Yes
1977	★ Richard Dotson	Pitcher	June	Yes
1977	★ Mike Walters	Pitcher	June (SP)	Yes
1978	Rick Evans	Pitcher	January	No
1978	James Glenn	Outfielder	January (SP)	No
1978	★ Tom Brunansky	Outfielder	June	Yes
1978	Paul Hornig	First Base	June (SP)	No
1979	Dennis Ivy	OF/1B	January	No
1979	★ Otis Nixon	Third Base	January (SP)	No
1979	Choice to San Francisco as compensation for Jim Barr			
1979	Mark Pedersen	Pitcher	June (SP)	Yes
1980	Christopher Ray	Pitcher	January	Yes
1980	Thomas McLaughlin	Pitcher	January (SP)	No
1980	★ Dennis Rasmussen	Pitcher	June	Yes
1980	★ Bill Mooneyham	Pitcher	June (SP)	Yes
1981	Kevin Price	Pitcher	January	Yes
1981	★ Ron Romanick	Pitcher	January (SP)	Yes
1981	★ Dick Schofield	Shortstop	June	Yes
1981	Reggie Montgomery	Outfielder	June (SP)	Yes
1982	Jay Lewis	Pitcher	January	Yes
1982	Kendall Walling	Shortstop	January (SP)	No
1982	★ Bob Kipper	Pitcher	June	Yes
1982	Mark Bauer	Pitcher	June (SP)	No

# No.1 Draft Selections in Angels History

YEAR	PLAYER	POSITION	MONTH	SIGNED
1983	Steve Lee	Outfielder	January	Yes
1983	★ Brad Arnsberg	Pitcher	January (SP)	No
1983	Mark Doran	Outfielder	June	Yes
1983	Byron Kemmerling	Pitcher	June (SP)	Yes
1984	David Martinez	Pitcher	January	Yes
1984	Robert Auth	Pitcher	January (SP)	No
1984	★ Erik Pappas	Catcher	June	Yes
1984	Erik Tutt	Outfielder	June (SP)	No
1985	John Wilder	Pitcher	January	No
1985	★ Chuck Finley	Pitcher	January (SP)	Yes
1985	★ Willie Fraser	Pitcher	June	Yes
1985#	★ Mike Cook	Pitcher	June	Yes
1985	Gary Nalls	Shortstop	June (SP)	Yes
1986	Brandy Vann	Pitcher	January	Yes
1986	Jeffrey Marr	Pitcher	January (SP)	No
1986	★ Roberto Hernandez	Pitcher	June	Yes
1986	★ Mike Fetters	Pitcher	June	Yes
1986	★ Lee Stevens	First Base	June	Yes
1986	Daryl Green	Pitcher	June	Yes
1987	★ John Orton	Catcher	June	Yes
1987#	★ David Holdridge	Pitcher	June	Yes
1988	★ Jim Abbott	Pitcher	June	Yes
1989	★ Kyle Abbott	Pitcher	June	Yes
1990	Choice to Montreal as compensation for Mark Langston			
1990	★ Phillip Leftwich	Pitcher	June	Yes
1991	★ Eduardo Perez	Outfielder	June	Yes
1991#	★ Jorge Fabregas	Catcher	June	Yes
1992	Pete Janicki	Pitcher	June	Yes
1992#	★ Jeff Schmidt	Pitcher	June	Yes
1993	★ Brian Anderson	Pitcher	June	Yes
1994	★ McKay Christensen	Outfielder	June	Yes
1995	★ Darin Erstad	Outfielder	June	Yes
1996	Chuck Abbott	Infielder	June	Yes
1997	★ Troy Glaus	Infielder	June	Yes
1998	Seth Etherton	Pitcher	June	Yes
1999	John Lackey	Pitcher	June	Yes

SP - Secondary Phase

SPA - Secondary Phase Active

SPD - Secondary Phase Delayed

# - Compensation Selection

★ - Played in Major Leagues



Darin Erstad... No. 1 pick in 1995 free agent draft.

# Angels Award Winners

## A.L. Rookie of the Year

1993—Tim Salmon

## A.L. Most Valuable Player

1979—Don Baylor

## M.L. Cy Young

1964—Dean Chance

## A.L. Batting Champion

1970—Alex Johnson

## A.L. Comeback Player of the Year

1970—Clyde Wright (The Sporting News)  
1986—John Candelaria (The Sporting News)  
1986—Rick Burleson (UPI)  
1989—Bert Blyleven (The Sporting News & UPI)  
1990—Dave Winfield (The Sporting News)

## A.L. Roloids Relief Pitcher of the Year

1991—Bryan Harvey

## Executive of the Year

1962—Fred Haney (UPI)

## Manager of the Year

1962—Bill Rigney (AP & UPI)

## Rawlings Gold Glove Award

1964—Vic Power, 1b	1985—Gary Pettis, of	1993—Mark Langston, lhp
1966—Bobby Knoop, 2b	1986—Gary Pettis, of & Bob Boone, c	1994—Mark Langston, lhp
1967—Bobby Knoop, 2b & Jim Fregosi, ss	1987—Bob Boone, c	1995—Mark Langston, lhp & J.T. Snow, 1b
1968—Bobby Knoop, 2b	1988—Bob Boone, c & Devon White, of	1996—J.T. Snow, 1b
1970—Jim Spencer, 1b	1989—Devon White, of	1997—Jim Edmonds, of
1972—Ken Berry, of	1991—Mark Langston, lhp	1998—Jim Edmonds, of
1978—Rick Miller, of	1992—Mark Langston, lhp	
1982—Bob Boone, c		

## The Sporting News Silver Slugger Award

1981—Rick Burleson, ss Bobby Grich, 2b	1982—Doug DeCinces, 3b Reggie Jackson, of	1990—Lance Parrish, c 1995—Tim Salmon, of
---	--	--

## Topps Rookie All-Star Selections

YEAR	PLAYER	POSITION	YEAR	PLAYER	POSITION
1961	Lee Thomas	Outfield	1986	Wally Joyner	First Base
1962	Bob Rodgers	Catcher	1987	Devon White	Outfield
1962	Dean Chance	Pitcher	1988	Bryan Harvey	Pitcher
1965	Paul Schaal	Third Base	1989	Jim Abbott	Pitcher
1965	Jose Cardenal	Outfield	1993	Tim Salmon	Outfield
1965	Marcelino Lopez	Pitcher	1993	J.T. Snow	First Base
1974	Frank Tanana	Pitcher	1994	Brian Anderson	Pitcher
1975	Jerry Remy	Second Base	1995	Garret Anderson	Outfield
1979	Mark Clear	Pitcher	1997	Jason Dickson	Pitcher

# BBWAA Awards to Angels

YEAR	MVP	ROOKIE	YEAR	MVP	ROOKIE
1961	Ken McBride	Lee Thomas	1980	Jason Thompson	Fred Martinez
1962	Leon Wagner	Bob Rodgers	1981	Bobby Grich	Mike Witt
1963	Albie Pearson	Charlie Dees	1982	Doug DeCinces	Rick Steirer
1964	Dean Chance	Bobby Knoop	1983	Bob Boone	Daryl Sconiers
1965	Jim Fregosi	Marcelino Lopez	1984	Brian Downing	Ron Romanick
1966	Bobby Knoop	Jay Johnstone	1985	Donnie Moore	Stewart Cliburn
1967	Jim Fregosi	Rick Clark	1986	Mike Witt	Wally Joyner
1968	Tom Satriano	Andy Messersmith	1987	Wally Joyner	Devon White
1969	Jim Fregosi	Ken Tatum	1988	Chili Davis	Bryan Harvey
1970	Jim Fregosi & Alex Johnson	Dave LaRoche	1989	Bert Blyleven	Jim Abbott
1971	Sandy Alomar	Lloyd Allen	1990	Lance Parrish	Lee Stevens
1972	Bob Oliver	Lee Stanton	1991	Bryan Harvey	Ron Tingley
1973	Frank Robinson	Rudy Meoli	1992	Luis Polonia	Gary DiSarcina
1974	Nolan Ryan	Frank Tanana	1993	Chili Davis	Tim Salmon
1975	Lee Stanton & Frank Tanana	Jerry Remy	1994	Chili Davis	Brian Anderson
1976	Frank Tanana	Paul Hartzell	1995	Tim Salmon	Garret Anderson
1977	Bobby Bonds	Rance Mulliniks	1996	Chili Davis	Darin Erstad
1978	Don Baylor	Rance Lansford	1997	Tim Salmon	Jason Dickson
1979	Don Baylor	Mark Clear	1998	Gary DiSarcina	Jarrold Washburn
			1999	Garret Anderson	Lou Pote

## Owner's Trophy Winners

Awarded by vote of the players to the Angel(s) who most truly exemplifies the qualities of inspirational leadership, sportsmanship and professional ability.

1962 — Billy Moran	1977 — Bobby Bonds	1989 — Bert Blyleven & Chili Davis
1963 — Jim Fregosi	1978 — Don Baylor	1990 — Chuck Finley
1964 — Bobby Knoop	1979 — Don Baylor	1991 — Jim Abbott & Bryan Harvey
1965 — Bobby Knoop	1980 — Bobby Grich & Jason Thompson	1992 — Luis Polonia
1966 — Bobby Knoop	1981 — Rick Burleson	1993 — Mark Langston & Tim Salmon
1967 — Don Mincher	1982 — Doug DeCinces	1994 — Chili Davis
1968 — Bobby Knoop	1983 — Bob Boone	1995 — Tim Salmon
1969 — Jim Fregosi	1984 — Juan Beniquez & Brian Downing	1996 — Troy Percival
1970 — Jim Fregosi	1985 — Donnie Moore	1997 — Tim Salmon
1971 — Ken McMullen	1986 — Mike Witt	1998 — Gary DiSarcina
1972 — Bob Oliver & Vada Pinson	1987 — Wally Joyner	1999 — Garret Anderson
1973 — Nolan Ryan	1988 — Bob Boone & Johnny Ray	
1974 — Nolan Ryan		
1975 — Mickey Rivers		
1976 — Jerry Remy		



Jim Abbott & Jimmie Reese

# A.L. Player of the Week Winners (39)

- 1999 — **TIM SALMON** (April 12-18): Completed week with a .481 (13/27) average, including eight runs scored, four doubles, two home runs, 12 RBI and a .852 slugging percentage.  
**MO VAUGHN** (May 10-16): Completed week with a .455 (10/22) average, including five runs, one double, four home runs, 14 RBI and a 1.045 slugging percentage.  
**TROY GLAUS** (May 31-June 6): Completed week with a .550 (11/20) average, including six runs scored, two doubles, three home runs, six RBI and a .571 on-base percentage.
- 1998 — **DARIN ERSTAD** (June 8-14): Completed week with a .448 (13/29) average, including seven runs scored, two doubles, one triple, two home runs, four RBI, a .793 slugging percentage and a .467 on-base percentage.  
**TIM SALMON** (Aug. 3-9): Completed week with a .480 (12/25) average, including seven runs scored, a double, triple, four home runs, nine RBI and a 1.060 slugging percentage.
- 1997 — **JIM EDMONDS** (May 12-18): Completed week with a .481 (13/27) average, including a double, five home runs, 10 RBI, 11 runs scored, a 1.074 slugging percentage and a .516 on-base percentage.  
**CHUCK FINLEY** (July 28-Aug. 3): Completed week with 2-0 record and 1.59 ERA (17 IP - 3 ER) in two starts. Allowed eight hits, walked five and struck out 13 in that span.
- 1996 — **CHUCK FINLEY** (July 22-28): Completed week with 2-0 record and 0.00 ERA (16.2 IP) in two starts. Walked two and struck out 16 in that span. Became sixth Angels pitcher and first left-handed pitcher to win award.
- 1995 — **JIM EDMONDS** (June 12-18): Completed week with a .500 (12/24) average, including a double, two home runs, nine RBI, five runs scored, a .792 slugging percentage and .519 on-base percentage.  
**JIM EDMONDS** (July 17-23): Completed week with a .483 (14/29) average, including four home runs, 11 RBI, 13 runs scored, a 1.000 slugging percentage and .529 on-base percentage.
- 1994 — **TIM SALMON** (May 15-21): Completed week with a .593 (16/27) average, including 13 RBI, five home runs, 12 runs scored, a 1.296 slugging percentage and .645 on-base percentage. He also totaled a pair of doubles, a triple and three walks.
- 1993 — **J.T. SNOW** (April 19-25): Co-Player of the Week with Seattle's Chris Bosio. Finished with a .455 (10/24) average, eight runs, four home runs, eight RBI, 24 total bases and a slugging percentage of 1.091.  
**J.T. SNOW** (Sept. 27-Oct. 3): Completed week with .444 (12/27) average, three home runs, seven runs scored, six RBI, 23 total bases, in addition to a .852 slugging percentage and a .516 on-base percentage.
- 1992 — **JUNIOR FELIX** (April 27-May 3): Finished with a .375 (9/24) average, six runs scored, a double, home run and 12 RBI.
- 1991 — **DAVE WINFIELD** (April 8-14): Finished with a .409 average (9/22) with four runs scored, three home runs and 12 RBI in addition to a .955 slugging percentage and .391 on base percentage. Recorded five-hit, three HR contest, April 13 vs. Minnesota, establishing a club record for total bases in a game (15).  
**WALLY JOYNER** (May 13-19): Completed week with .519 average (14/27) with two doubles, three home runs and 13 RBI in addition to .926 slugging percentage and .589 on-base percentage.  
**DAVE WINFIELD** (May 27-June 2): Finished with a .458 average (11/24) with a double, four home runs and 12 RBI. He also recorded a 1.000 slugging percentage and .536 on base percentage.
- 1990 — **BRIAN DOWNING** (Aug. 6-12): Led A.L. with a .688 (11/16) average, including seven runs, three doubles, three home runs and eight RBI. Posted 1.438 slugging percentage and .750 on-base percentage.
- 1989 — **BERT BLYLEVEN** (April 10-16): Posted two complete game wins, one shutout and a 0.50 ERA while limiting Oakland and Seattle to eight hits.  
**CHILI DAVIS** (July 31-Aug. 6): Completed week with .448 average (13/29), and three doubles, three home runs and nine RBI. Collected 25 total bases while compiling a .448 on-base percentage and .862 slugging mark.
- 1988 — **JOHNNY RAY** (April 18-24): Totaled 16 hits in 27 at-bats (.593 average), including five runs scored, five doubles, three sacrifice flies and 13 RBI.  
**MIKE WITT** (June 13-19): Completed week with 2-0 record in two starts, while not allowing an earned run in 17.2 innings. He also totaled six strikeouts, six walks and 12 hits.  
**CHILI DAVIS** (July 4-10): Completed week with a .600 average (15/25), .920 slugging percentage and .645 on-base percentage. In seven games, Davis scored 10 runs, two doubles, two home runs and eight RBI, three of which were game winners.  
**WALLY JOYNER** (July 25-31): Co-Player of the Week along with Boston's Roger Clemens. Finished week with 14 hits in 27 at-bats (.519 average), including seven runs scored, three doubles, three home runs and 11 RBI.
- 1987 — **WALLY JOYNER** (April 20-26): Completed week with a .480 average (12/25), five home runs and 13 RBI in seven games. Also recorded 10 runs scored, three sacrifice flies, a .500 on-base percentage and 1.120 slugging mark.  
**MIKE WITT** (June 1-7): Was 2-0 in two starts with an 0.95 ERA (19 IP - 2 ER). He also fanned 19, allowed three walks, 12 hits and limited opponents to a .176 overall average.
- 1986 — **DON SUTTON** (June 16-22): Became the 19th player in major league history to join the "300 Win" club as he posted a 5-1 complete-game victory over Texas at Anaheim Stadium, June 18 (Sutton shared laurels with Minnesota's Kent Hrbek).  
**DOUG DeCINCES** (Aug. 4-10): Finished with a .421 average (8/19), 21 total bases, a double, four home runs, seven runs scored, seven RBI, a .520 on-base percentage and a 1.105 slugging percentage.
- 1985 — **ROD CAREW** (July 29-Aug. 4): Became 16th player in major league history to record 3,000 hits with his third inning single against Minnesota's Frank Viola.
- 1984 — **BOBBY GRICH** (Sept. 10-16): Finished with a .444 average (8/18), reached base 11 consecutive times and tied club record with eight straight hits.  
**MIKE WITT** (Sept. 23-30): Became the 13th player in major league history to toss a perfect game as he shut down Texas, 1-0 on the 30th, while striking out 10.
- 1983 — **ROD CAREW** (May 2-8): Hit .474 (9/19) including third four-hit game of season and 48th of his career.
- 1982 — **DOUG DeCINCES** (Aug. 2-8): Hit .500 (12/24) with eight home runs including three in one game twice. He scored 10 runs and drove in 12. He finished with a slugging percentage of 1.542.
- 1980 — **MARK CLEAR** (June 30-July 6): 1-0 with four saves in five games without allowing a hit.  
**JASON THOMPSON** (July 21-27): Hit .560, slugged 1.040.
- 1979 — **NOLAN RYAN** (April 16-22): Two complete game wins with an ERA of 0.54 for week.  
**DON BAYLOR** (July 2-8): Had five HRs and 13 RBI while slugging 1.038. Hit nine HRs in last 11 games.  
**DAN FORD** (Aug. 6-12): Tied three Angels records in a single game with eighth consecutive hit, five hits in a game and hit for cycle.
- 1977 — **JOE RUDI** (April 7-11): Hit two HRs, a grand slam, plus three triples for nine RBI and a .333 average.

# A.L. Player of the Month Winners (19)

- 1998 — **CHUCK FINLEY** (April): Posted 4-0 record with one complete game, one shutout and a 1.54 ERA (46.2 IP - 8 ER) in six starts. Allowed 35 hits (two HR), walked 18 and struck out 44, limiting opponents to a .208 average against (35/168). Led league in ERA for month.
- 1997 — **TIM SALMON** (July): Batted .390 (39/100) with 19 runs scored, six doubles, seven home runs, 32 RBI and 17 walks in 27 games. Led league in RBI and on-base percentage (.483). Finished second in slugging percentage (.660) and hits (tied).
- CHUCK FINLEY** (July): Co-winner along with Brad Radke of Minnesota. Finished with a 7-0 record, two complete games, one shutout and a 2.26 ERA (51.2 IP - 13 ER) in seven starts. During that span, allowed 42 hits and struck out 58 batters.
- 1995 — **GARRET ANDERSON** (July): Batted .410 (43/105) with 22 runs scored, eight doubles, seven home runs and 35 RBI in 25 games. Average was highest of any player in A.L. Posted .422 on-base percentage and .686 slugging percentage. Marked first rookie to be honored since inception of award.
- 1990 — **CHUCK FINLEY** (July): Co-winner along with Bobby Witt of Texas. Finished with 4-0 record in six games (three complete) and a 1.69 ERA (53.1 IP - 10 ER). During that span, allowed 49 hits and struck out 39 batters.
- 1989 — **CHUCK FINLEY** (May): Posted a 4-0 record and 1.37 ERA with three complete games and one shutout.
- 1988 — **CHILI DAVIS** (July): Finished with a .376 average (35/93), including 19 runs scored, seven doubles, seven home runs and 25 RBI.
- 1987 — **BRIAN DOWNING** (April): Finished with a .352 average (31/88), nine home runs and 22 RBI. Also recorded a .472 on-base percentage, scored 19 runs, had seven doubles and walked 18 times. His nine home runs established a personal-best for a month, while the 22 RBI were the most since recording a career-high 25 in Aug., 1985.
- 1986 — **MIKE WITT** (August): Posted a 5-0 record and 0.21 ERA (43 IP - 1 ER). Struck out 23 while allowing only 17 hits. Opponents hit just .110 (17/155) against him.
- DOUG DeCINCES** (August): Hit .337 (32/95) with nine home runs and 25 RBI. He scored 16 runs and added 12 base on balls while recording a .684 slugging percentage and .407 on base percentage.
- 1983 — **ROD CAREW** (May): Hit .438 (39/89) with 14 runs and 12 multiple-hit games, including two four-hit and six three-hit efforts.
- 1982 — **GEOFF ZAHN** (April): Finished 4-0 with three complete games, two shutouts and a 1.05 ERA (42.2 IP-5 ER) in five starts.
- DOUG DeCINCES** (August): Hit .392 (38/97) with 11 home runs and 28 RBI. He scored 21 runs, had an on-base percentage of .459 and an .825 slugging percentage.
- 1980 — **ROD CAREW** (June): Batted .389 with 13 doubles and 16 RBI.
- 1979 — **DON BAYLOR** (May): Drove in 23 runs and scored 21. Hit .354 with seven HRs.
- DON BAYLOR** (July): Set club record for month with 34 runs batted in. Hit .349 with 11 HRs for 79 total bases.
- 1978 — **FRANK TANANA** (April): First major league hurler to win five games in 1978. Was 5-0 with a 2.45 ERA and 17 strikeouts for the month.
- 1977 — **FRANK TANANA** (May): Season's first major leaguer to win eight. Completed all six May starts with 50 strikeouts in 52 innings.
- 1976 — **NOLAN RYAN** (September): Had 6-1 record with six complete games. He fanned 75 for the month including 18 in one game. Had a 1.33 ERA with three shutouts.
- FRANK TANANA** (September): Had a 5-1 record with a 1.27 ERA with 62 strikeouts. Allowed one run in 21 innings pitched against Oakland.

## Angels All-Star Game Selections

- 1961 — Ryne Duren, first game: Ken McBride, both games.
- 1962 — Leon Wagner★, Billy Moran★, Lee Thomas, both games: Bill Rigney (coach), Ken McBride, second game.
- 1963 — Ken McBride★, Leon Wagner★, Albie Pearson★.
- 1964 — Dean Chance★, Jim Fregosi★.
- 1965 — Bob Lee.
- 1966 — Bobby Knoop★, Jim Fregosi.
- 1967 — Jim McGlothlin, Don Mincher, Jim Fregosi, Bill Rigney (coach).
- 1968 — Jim Fregosi★.
- 1969 — Jim Fregosi.
- 1970 — Sandy Alomar, Jim Fregosi, Alex Johnson, Clyde Wright, Letty Phillips (coach).
- 1971 — Andy Messersmith.
- 1972 — Nolan Ryan.
- 1973 — Nolan Ryan, Bill Singer.
- 1974 — Dave Chalk, Frank Robinson, Dick Williams (manager), Whitey Herzog (coach), Freddie Federico (trainer).
- 1975 — Dave Chalk, Nolan Ryan.
- 1976 — Frank Tanana.
- 1977 — Frank Tanana (replaced Dave LaRoche, who replaced Nolan Ryan).
- 1978 — Frank Tanana.
- 1979 — Rod Carew, Bobby Grich, Brian Downing, Don Baylor★, Nolan Ryan★, Mark Clear.
- 1980 — Rod Carew★, Bobby Grich, Bob Clear (coach).
- 1981 — Rod Carew★, Fred Lynn, Rick Burleson, Ken Forsch, Jimmie Reese (coach).
- 1982 — Rod Carew★, Reggie Jackson★, Fred Lynn★, Bobby Grich★.
- 1983 — Rod Carew★, Reggie Jackson★, Fred Lynn★, Doug DeCinces, Bob Boone.
- 1984 — Rod Carew★, Reggie Jackson★, Rick Smith (trainer).
- 1985 — Donnie Moore.
- 1986 — Wally Joyner★, Mike Witt.
- 1987 — Mike Witt.
- 1988 — Johnny Ray.
- 1989 — Chuck Finley, Devon White, Doug Rader (coach), Marcel Lachemann (coach), Rick Smith (trainer).
- 1990 — Chuck Finley, Lance Parrish.
- 1991 — Bryan Harvey, Mark Langston.
- 1992 — Mark Langston, Jimmie Reese (honorary captain), Rick Turner (bullpen catcher), Ned Bergert (trainer).
- 1993 — Mark Langston★.
- 1994 — Chili Davis.
- 1995 — Gary DiSarcina, Jim Edmonds, Chuck Finley, Lee Smith.
- 1996 — Chuck Finley, Troy Percival.
- 1997 — Jason Dickson, Rick Smith (trainer).
- 1998 — Darin Erstad, Troy Percival.
- 1999 — Troy Percival.

★Started game.

# Angels in Championship Series

1986

## Boston vs. California

(Best-of-Seven)

### Tuesday, October 7 at Boston (N)

California	0	4	1	0	0	0	0	3	0	—	8	11	0
Boston	0	0	0	0	0	1	0	0	0	—	1	5	1

Witt and Boone; Clemens, Sambito (8), Stanley (8) and Gedman. WP—Witt. LP—Clemens. GWRBI—Jones.  
Time—2:52 Attendance—32,993

### Wednesday, October 8 at Boston (D)

California	0	0	0	1	1	0	0	0	0	—	2	11	3
Boston	1	1	0	0	1	0	3	3	x	—	9	13	2

McCaskill, Lucas (8), Corbett (8) and Boone; Hurst and Gedman. WP—Hurst. LP—McCaskill. GWRBI—Dw. Evans. HRs—Joyner, Rice.  
Time—2:47 Attendance—32,786

### Friday, October 10 at California (D)

Boston	0	1	0	0	0	0	0	2	0	—	3	9	1
California	0	0	0	0	0	1	3	1	x	—	5	8	0

Boyd, Sambito (7), Schiraldi (8) and Gedman; Candelaria, Moore (8) and Boone. WP—Candelaria. LP—Boyd. SV—Moore. GWRBI—Schofield. HRs—Schofield, Pettis.  
Time—2:48 Attendance—64,206

### Saturday, October 11 at California (D)

Boston	0	0	0	0	0	1	0	2	0	0	—	3	6	1	
California	0	0	0	0	0	0	0	0	3	0	1	—	4	11	2

Clemens, Schiraldi (9) and Gedman; Sutton, Lucas (7), Finley (8), Corbett (8), Boone and Narron (11). WP—Corbett. LP—Schiraldi. GWRBI—Grich. HR—DeCinces.  
Time—3:50 Attendance—64,223

### Sunday, October 12 at California (D)

Boston	0	2	0	0	0	0	0	0	4	0	1	—	7	12	0
California	0	0	1	0	0	2	2	0	1	0	0	—	6	13	0

Hurst, Stanley (7), Sambito (9), Schiraldi (11) and Gedman; Witt, Lucas (9), Moore (9), Finley (11), Boone and Narron (10). WP—Crawford. LP—Moore. S—Schiraldi. GWRBI—D. Henderson. HRs—Gedman, Baylor, D. Henderson, Boone, Grich.  
Time—3:54 Attendance—64,223

### Tuesday, October 14 at Boston (D)

California	2	0	0	0	0	0	1	1	0	—	4	11	1
Boston	2	0	5	0	1	0	2	0	x	—	10	16	1

McCaskill, Lucas (3), Corbett (4), Finley (7), Boone and Narron (8), Boyd, Stanley (8) and Gedman. WP—Boyd. LP—McCaskill. GWRBI—Barrett. HR—Downing.  
Time—3:23 Attendance—32,998

### Wednesday, October 15 at Boston (D)

California	0	0	0	0	0	0	0	1	0	—	1	6	2
Boston	0	3	0	4	0	0	1	0	x	—	8	8	1

Candelaria, Sutton (4), Moore (8) and Boone; Clemens, Schiraldi (8) and Gedman. WP—Clemens. LP—Candelaria. GWRBI—Gedman. HRs—Rice, Dw. Evans.  
Time—2:39 Attendance—33,001

## Angels

Player-Position	G	AB	R	H	2B	3B	HR	RBI	AVG
Boone, c	7	22	4	10	0	0	1	2	.455
Burleson, ph-dh-2b	4	11	0	3	0	0	0	0	.273
DeCinces, 3b	7	32	2	9	3	0	1	3	.281
Downing, lf	7	27	2	6	0	0	1	7	.222
Grich, 2b-1b	6	24	1	5	0	0	1	3	.208
Hendrick, rf-1b	3	12	0	1	0	0	0	0	.083
Howell, ph	2	1	0	0	0	0	0	0	.000
Re, Jackson, dh	6	26	2	5	2	0	0	2	.192
Jones, rf-pr	6	17	4	3	1	0	0	2	.176
Joyner, 1b	3	11	3	5	2	0	1	2	.455
Narron, c-ph	4	2	1	1	0	0	0	0	.500
Pettis, cf	7	26	4	9	1	0	1	4	.346
Schofield, ss	7	30	4	9	1	0	1	2	.300
White, rf-pr	4	2	2	1	0	0	0	0	.500
Wilfong, 2b-ph	4	13	1	4	1	0	0	2	.308
<b>Totals</b>	<b>7</b>	<b>256</b>	<b>30</b>	<b>71</b>	<b>11</b>	<b>0</b>	<b>7</b>	<b>29</b>	<b>.277</b>

Pitcher	G	IP	H	R	ER	BB	SO	W	L	ERA
Candelaria	2	10.2	11	8	1	6	7	1	1	0.84
Corbett	3	6.2	9	4	4	2	2	1	0	5.40
Finley	3	2	1	0	0	0	1	0	0	0.00
Lucas	4	2.1	3	3	3	1	2	0	0	11.57
McCaskill	2	9.1	16	13	8	5	7	0	2	7.71
Moore	3	5	8	4	4	2	0	0	1	7.20
Ruhle	1	.2	2	2	1	0	0	0	0	13.50
Sutton	2	9.2	6	2	2	1	4	0	0	1.86
Witt	2	17.2	13	5	5	2	8	1	0	2.55
<b>Totals</b>	<b>7</b>	<b>64</b>	<b>69</b>	<b>41</b>	<b>28</b>	<b>19</b>	<b>31</b>	<b>3</b>	<b>4</b>	<b>3.94</b>

No shutouts. Saves—Moore.

# Angels in Championship Series

## 1982 Milwaukee vs. California (Best-of-Five)

### Tuesday, October 5 at California (D)

Milwaukee	0	2	1	0	0	0	0	0	0	0	—	3	7	2
California	1	0	4	2	1	0	0	0	0	x	—	8	10	0

Caldwell, Slaton (4), Ladd (7), Bernard (8) and Simmons; John and Boone. WP—John. LP—Caldwell. GWRBI—Baylor. HR—Thomas, Lynn.

Time—2:31 Attendance—64,406

### Wednesday, October 6 at California (D)

Milwaukee	0	0	0	0	2	0	0	0	0	0	—	2	5	0
California	0	2	1	1	0	0	0	0	0	x	—	4	6	0

Vuckovich and Simmons; Kison and Boone. GWRBI—Foli. HR—Re. Jackson, Molitor.

Time—2:06 Attendance—64,179

### Friday, October 8 at Milwaukee (D)

California	0	0	0	0	0	0	0	3	0	—	3	8	0
Milwaukee	0	0	0	3	0	0	2	0	x	—	5	6	0

Zahn, Witt (4), Hassler (7), and Boone; Sutton, Ladd (8) and Simmons. WP—Sutton. LP—Zahn. SV—Ladd. GWRBI—Cooper. HR—Molitor, Boone.

Time—2:41 Attendance—51,003

### Saturday, October 9 at Milwaukee (D)

California	0	0	0	0	0	1	0	4	0	—	5	5	3
Milwaukee	0	3	0	3	0	1	0	2	x	—	9	9	2

John, Goltz (4), Sanchez (8), and Boone; Haas, Slaton (8) and Simmons. WP—Haas. LP—John. SV—Slaton. GWRBI—Brouhard. HR—Baylor, Brouhard.

Time—3:10 Attendance—51,003

### Sunday, October 10 at Milwaukee (D)

California	1	0	1	1	0	0	0	0	0	—	3	11	1
Milwaukee	1	0	0	1	0	0	2	0	x	—	4	6	4

Kison, Sanchez (6), Hassler (7) and Boone; Vuckovich, McClure (7), Ladd (9) and Simmons. WP—McClure. LP—Sanchez. SV—Ladd. GWRBI—Cooper. HR—Oglivie.

Time—3:01 Attendance—54,968

## Angels

Player-Position	G	AB	R	H	2B	3B	HR	RBI	AVG
Ro. Jackson, ph	1	1	0	1	0	0	0	0	1.000
Lynn, cf	5	18	5	11	2	0	1	5	.611
DeCinces, 3b	5	19	5	6	2	0	0	0	.316
Baylor, dh	5	17	2	5	1	1	1	10	.294
Boone, c	5	16	3	4	0	0	1	4	.250
Grich, 2b	5	15	1	3	1	0	0	1	.200
Carew, 1b	5	17	2	3	1	0	0	0	.176
Downing, lf	5	19	3	3	1	0	0	0	.158
Foli, ss	5	16	0	2	0	0	0	1	.125
Re. Jackson, rf	5	18	2	2	0	0	1	2	.111
Beniquez, lf	2	0	0	0	0	0	0	0	.000
Clark, rf	2	0	0	0	0	0	0	0	.000
<b>Totals</b>	<b>5</b>	<b>157</b>	<b>23</b>	<b>40</b>	<b>8</b>	<b>1</b>	<b>4</b>	<b>23</b>	<b>.255</b>

Pitcher	G	IP	H	R	ER	BB	SO	W	L	ERA
Hassler	2	2.2	0	0	0	0	2	0	0	0.00
Kison	2	14	8	4	3	3	12	1	0	1.93
John	2	12.1	11	9	7	6	6	1	1	5.11
Witt	1	3	2	2	2	2	3	0	0	6.00
Sanchez	2	2.2	4	2	2	1	1	0	1	6.75
Goltz	1	3.2	4	3	3	2	2	0	0	7.36
Zahn	1	3.2	4	3	3	1	2	0	1	7.36
<b>Totals</b>	<b>5</b>	<b>42</b>	<b>33</b>	<b>23</b>	<b>20</b>	<b>15</b>	<b>28</b>	<b>2</b>	<b>3</b>	<b>4.29</b>

No shutouts or saves.



Rod Carew

# Angels in Championship Series

1979

## Baltimore vs. California

(Best-of-Five)

### Wednesday, October 3 at Baltimore (N)

California	1	0	1	0	0	1	0	0	0	0	—	3	7	1
Baltimore	0	0	2	1	0	0	0	0	0	0	3	—	6	6

Ryan, Montague (8), and Downing; Palmer, Stanhouse (10) and Dempsey. WP—Stanhouse. LP—Montague. GWRBI—Lowenstein. HR—Ford, Lowenstein.  
Time—3:10 Attendance—52,787

### Thursday, October 4 at Baltimore (D)

California	1	0	0	0	0	1	1	3	2	—	8	10	1
Baltimore	4	4	1	0	0	0	0	0	x	—	9	11	1

Frost, Clear (2), Aase (8) and Downing; Flanagan, Stanhouse (8) and Dempsey. WP—Flanagan, LP—Frost, SV—Stanhouse. GWRBI—Kelly. HR—Ford, Murray.  
Time—2:51 Attendance—52,108

### Friday, October 5 at California (N)

Baltimore	0	0	0	1	0	1	1	0	0	—	3	8	3
California	1	0	0	1	0	0	0	0	2	—	4	9	0

D. Martinez, Stanhouse (9) and Skaggs; Tanana, Aase (6) and Downing. WP—Aase. LP—Stanhouse. GWRBI—Harlow. HR—Baylor.  
Time—2:59 Attendance—43,199

### Saturday, October 6 at California (D)

Baltimore	0	0	2	1	0	0	5	0	0	—	8	12	1
California	0	0	0	0	0	0	0	0	0	—	0	6	0

McGregor and Dempsey; Knapp, LaRoche (3), Frost (4), Montague (7), Barlow (9) and Downing. WP—McGregor. LP—Knapp. GWRBI—Singleton. HR—Kelly.  
Time—2:56 Attendance—43,199

## Angels

Player-Position	G	AB	R	H	2B	3B	HR	RBI	AVG
Davis, ph	2	2	1	1	1	0	0	0	.500
Carew, 1b	4	17	4	7	3	0	0	1	.412
Ford, rf	4	17	2	5	1	0	2	4	.294
Lansford, 3b	4	17	2	5	0	0	0	3	.294
Miller, cf	4	16	2	4	0	0	0	0	.250
Downing, c	4	15	1	3	0	0	0	1	.200
Baylor, dh-lf	4	16	2	3	0	0	1	2	.188
Grich, 2b	4	13	0	2	1	0	0	2	.154
Harlow, lf-ph	3	8	0	1	1	0	0	1	.125
Anderson, ss	4	11	0	1	0	0	0	0	.091
Thon, pr-ss	1	0	1	0	0	0	0	0	.000
Campaneris, ss	1	0	0	0	0	0	0	0	.000
Rettenmund, ph-dh	2	2	0	0	0	0	0	0	.000
Clark, lf	1	3	0	0	0	0	0	0	.000
<b>Totals</b>	<b>4</b>	<b>137</b>	<b>15</b>	<b>32</b>	<b>7</b>	<b>0</b>	<b>3</b>	<b>14</b>	<b>.234</b>

Pitcher	G	IP	H	R	ER	BB	SO	W	L	ERA
Barlow	1	1	0	0	0	0	0	0	0	0.00
Ryan	1	7	4	3	1	3	8	0	0	1.29
Aase	2	5	4	1	1	2	6	1	0	1.80
Tanana	1	5	6	2	2	2	3	0	0	3.60
Clear	1	5.2	4	3	3	2	3	0	0	4.76
LaRoche	1	1.1	2	1	1	1	1	0	0	6.75
Knapp	1	2.1	5	2	2	1	0	0	1	7.71
Montague	2	4	4	4	4	2	2	0	1	9.00
Frost	2	4.1	8	10	9	5	1	0	1	18.69
<b>Totals</b>	<b>4</b>	<b>35.2</b>	<b>37</b>	<b>26</b>	<b>23</b>	<b>18</b>	<b>24</b>	<b>1</b>	<b>3</b>	<b>5.80</b>

No shutouts or saves.

## Angels Western Division Clinching Dates

Year	No.	Date	Details
1979	158	Sept. 25	Angels defeat Kansas City, 4-1, at Anaheim Stadium (Tanana over Chamberlain).
1982	161	Oct. 2	Angels defeat Texas, 6-4, at Anaheim Stadium (Goltz over Hough).
1986	153	Sept. 26	Angels defeat Texas, 8-3, at Anaheim Stadium (Candelaria over Mohorcic).

## Angels Hall of Fame

Bobby Grich, Jim Fregosi, Don Baylor, Rod Carew, Nolan Ryan and Jimmie Reese were the first six inductees into the Anaheim Angels Hall of Fame.

**Grich**, who retired following the American League Championship Series against Boston in 1986, was inducted Feb. 3, 1988. He is one of only two Angels (Brian Downing being the other) to participate in each of the club's three Western Division titles.

Grich officially became an Angel Nov. 24, 1976. The native of Muskegon, MI concluded his Angels career with a .269 average in 1,222 games including 154 home runs and 557 RBI. During his career, Grich compiled the following overall numbers: .266 average, 2,008 games, 6,890 at-bats, 1,033 runs, 1,833 hits, 224 home runs and 864 RBI.



One of California's most popular players, Grich became only the second player in club history to play 1,000 games-or-more (1,098) at one position, joining Fregosi who totaled 1,367 appearances at shortstop. Grich's .997 fielding percentage in 1985 established a major league record for second basemen.

On the date of his induction, Grich ranked among the top three on several Angels all-time lists, including games (third), at-bats (third - 4,100), runs (third - 601), home runs (second), runs batted in (second), extra-base hits (third - 357), hits (third - 1,103), doubles (third - 183) and total bases (third - 1,788).

In 1981, Grich recorded a career-high .304 average and tied Dwight Evans, Tony Armas and Eddie Murray for the A.L. home run derby (22 each). The feat made him the first second baseman to lead the league in home runs since Nap Lajoie of Philadelphia totaled 14 in 1901. He also became the first A.L. second baseman to lead in slugging since George Stinnett with the Yankees in 1945 (.476). During the '81 campaign, Grich compiled a career-best 21-game hitting streak (May 21-Aug. 19), the second longest in club annals.

In 1980, Grich was co-winner of the Owner's Trophy, symbolic of the club's Most Valuable Player as selected by the players.



## Angels Hall of Fame



**Fregosi**, a six-time Angels All-Star, was inducted May 17, 1989. He appeared with the Angels from 1961-71 as a player and then managed the club from June 1, 1978 through May 28, 1981. Fregosi guided the club to an 87-75 finish in 1978 and a second place tie prior to the memorable 1979 season when the Angels captured their first-ever Western Division title at 88-74. For his efforts, Fregosi was runner-up in balloting by the Associated Press for A.L. Manager of the Year. He finished with a 237-248 record managing the Angels (.489).

As a player, Fregosi's career spanned 18 major league seasons during which he registered a .265 lifetime average. He was originally acquired by the Angels Dec. 14, 1960 in the expansion draft from the Boston Red Sox.

Fregosi was voted the Angels Owner's Trophy three times and was a Gold Glove recipient in 1964.

At the time of his induction, Fregosi led on California's all-time lists in the following categories: games (1,429), at-bats (5,244), hits (1,408) and triples (70). In addition, he also ranked second in runs (691), doubles (219), extra-base hits (404) and total bases (2,112).

**Baylor**, the only Angel to win the American League Most Valuable Player Award in 1979, was inducted on May 26, 1990. He appeared with the Angels from 1977-82. He was a member of the Angels first two Western Division Championships in 1979 and 1982. During his '79 MVP season, Baylor compiled a .296 average with 36 home runs and a league-leading 139 RBI. He also led the league in games played (162) and runs scored (120). His marks in games played, runs scored, RBI and total bases that season are also club single-season records. In the '82 American League Championship Series, he hit .294 with a grand slam and series-high 10 RBI.



Baylor's career spanned 19 major league seasons during which he registered a .260 lifetime average and 338 home runs. He was originally acquired by the Angels Nov. 16, 1976 as a free agent. With the Angels, he averaged 23 home runs and 87 RBI, while batting .262 in six seasons.

Baylor was voted the Owner's Trophy twice (1978 & 1979) and earned All-Star recognition as an outfielder in '79.

# Angels Hall of Fame

Upon his induction, Baylor ranked on California's All-Time list in the following categories: third in home runs (141), fourth in at-bats (3,105), runs (481), RBI (523) and total bases (1,390). In addition, he also ranked fifth in extra base hits (288), hits (813), doubles (140, tied with Carew) and stolen bases (89).

**Carew** was the 16th player in major league history to collect 3,000 hits (Aug. 4, 1985 vs. Minnesota). He was inducted into the Angels Hall of Fame, Aug. 6, 1991 and the Baseball Hall of Fame in Cooperstown, NY, July 21, 1991.

Carew appeared with the Angels from 1979-85. He was a member of California's first two Western Division Championship teams in 1979 and 1982. His finest season was 1983, when he established a club record for batting average at .339.

Carew's career spanned 19 major league seasons, the first 12 with Minnesota. He won seven batting titles (1969, 1972-75, 1977-78) and the American League Most Valuable Player Award in 1977 when he hit .388 with 239 hits and 128 runs scored.

Carew was named "Rookie of the Year" by the BBWAA in 1967 and selected to the A.L. All-Star team 18 times (1967-84). He is the only Angel to start in five Mid-Summer Classics.

Originally acquired by the Angels from Minnesota, Feb. 3, 1979, Carew ranked 38th on baseball's All-Time lists in average (.328), tied for 35th in games (2,469), 31st in at-bats (9,315), 13th in hits (3,053) and sixth in singles (2,404) at the time of his induction. On California's All-Time list, he ranked first in career average (.314), seventh in games (834), sixth in at-bats (3,080), fifth in runs (474), fourth in hits (968), tied for sixth in doubles (140), tied for seventh in triples (22), 10th in RBI (282), ninth in extra base hits (180), seventh in total bases (1,206) and eighth in stolen bases (72).



**Ryan**, who became the 20th pitcher in major league history to win 300 games (July 31, 1990 at Milwaukee) and owns a major league record seven no-hitters and 5,714 strikeouts was inducted and had his uniform No. 30 retired, June 16, 1992.

Ryan appeared with the Angels from 1972-79, compiling a 138-121 record and 3.06 ERA in 291 games. Ryan tossed four of his no-hitters with the Angels and holds or shares 20 club records, including career wins, starts (288), complete games (156), innings pitched (2,182), shutouts (40) and strikeouts (2,416). In 1977, he was selected "A.L. Pitcher of the Year" by *The Sporting News* and named to its All-Star team. In 1973, Ryan established a

# Angels Hall of Fame

major league record for strikeouts in a single season with 383. He was originally acquired by California, Dec. 10, 1971, along with pitcher Don Rose, outfielder Leroy Stanton and catcher Francisco Estrada in exchange for Jim Fregosi.

Ryan's career spanned 27 seasons, the most in major league history. He began his career with the New York Mets, posting a 29-38 record and 3.58 ERA in 105 games (74 starts) from 1966-71. Following eight seasons with California, he appeared with the Houston Astros from 1980-88, compiling a 106-94 mark and 3.13 ERA in 282 starts. He joined the Texas Rangers in 1989 and finished 51-39 with a 3.43 ERA in five seasons.

Ryan was named to eight All-Star teams (five with California) and appeared in five games, including as starting pitcher for the American League in 1979 in Seattle. He pitched two scoreless relief innings to win the 1989 game in Anaheim, becoming the oldest pitcher to win an All-Star game. Will be inducted into Baseball Hall of Fame, July 25, 1999.

**Reese**, whose 23 years in an Angels uniform equals longest in club history (Bobby Knoop), was inducted on Aug. 2, 1995.

A former roommate of Babe Ruth, Reese began his career as a batboy for the Los Angeles Angels of the Pacific Coast League in 1917. He broke into baseball seven years later as a second baseman for the minor league Oakland Oaks.

Reese played one more year in the majors (1932 with St. Louis) before returning to the Pacific Coast League in 1933. In three major league seasons, he hit .278, including .345 mark in reserve role for the Yankees in 1930.



Reese played 12 seasons in the PCL (Oakland, 1924-29; Los Angeles, 1933-36 and San Diego, 1937-38) and was honored as all-time second baseman of the league. He set a career fielding record for total chances with 9,890 and led the PCL in fielding three times (1927, 1929 & 1934).

On March 30, 1972, Reese joined the California Angels coaching staff. During his 23 years, he built a reputation for being the most prolific fungo hitter in baseball. In 1989, Reese was selected by the late Commissioner Bart Giamatti to throw out the ceremonial first pitch for the 60th All-Star Game at Anaheim Stadium. In 1992, he was named honorary captain of the American League All-Stars at the contest in San Diego.

## Angels Retired Uniform Numbers

No.	Individual	Year
11	Jim Fregosi	1998
26	Gene Autry	1982
29	Rod Carew	1986
30	Nolan Ryan	1992
50	Jimmie Reese	1995

**Note:** The Anaheim Angels and Major League Baseball retired number 42 on Jackie Robinson's behalf in 1997.



# quick-e

To get tickets, stats or other information into the mitts of fans, the Angels count on Foreshock for quick, reliable solutions. As an e-business agency, we can help you connect with your customers through strategic Internet services that build long-term relationships. And that's just plain smart.


No matter what field you're in.

[www.foreshock.com](http://www.foreshock.com)

**FORESHOCK**

Irvine • California • 877-969-3600

web strategy & design • e-commerce • crm  
erp • application hosting • innovative marketing



Major  
League  
Baseball

# Major League Baseball Directory



## Office of the Commissioner

245 Park Avenue  
New York, NY 10017  
(212) 931-7800  
FAX: (212) 949-5654



Allan H. Selig

## Executive Council Members

Allan H. Selig	Commissioner
Dr. Gene A. Budig	Senior Advisor to the Commissioner
Carl Pohlad	Minnesota Twins
George Steinbrenner	New York Yankees
John Harrington	Boston Red Sox (ex officio)
Jerry Reinsdorf	Chicago White Sox (ex officio)
Claude Brochu	Montreal Expos
Drayton McLane	Houston Astros
Jerry McMorris	Colorado Rockies
Fred Wilpon	New York Mets
William Bartholomay	Atlanta Braves (ex officio)

## Major League Baseball Officers and Directors

Bob Clark	Controller
Kathy Francis	Executive Director, Market Development and MLB Charities
Kevin Harrinan	Executive Director, Security & Facility Management
Richard Levin	Executive Director, Public Relations
Wendy Lewis	Executive Director, Human Resources
William A. Murray	Executive Director, Baseball Operations
Jimmie Lee Solomon	Executive Director, Minor League Operations
Leslie Sullivan	Director, Broadcasting
Carolyn Taylor	Director, Special Events
Jeffrey White	Chief Financial Officer

## MLB Public Relations Department

Richard Levin	Executive Director
Patrick Courtney	Manager, Public Relations
Carole Coleman	Manager, Public Relations
Rob Doelger	Manager, Baseball Information System
Kathleen Fineout	Supervisor, Public Relations
Lisa Quinn	Administrator, Community Relations
Matthew Gould	Administrator, Media Relations
Blakely Ricco	Public Relations Assistant
John Blundell	Public Relations Assistant, Baseball Information
Heather Flock	Administrative Assistant

# Major League Baseball Directory

## American League Office

245 Park Avenue  
New York, NY 10167  
(212) 931-7600  
FAX: (212) 949-5405

Carl R. Pohland .....Vice President  
Martin Springstead .....Executive Director of Umpiring  
Brian Small .....Director of Waivers & Records

## American League Public Relations

Phyllis Merhige .....Senior Vice President  
TBA .....Coordinator, Waivers

## National League Office

245 Park Avenue  
New York, NY 10067  
(212) 931-7700  
FAX: (212) 949-5433

Katy Feeney .....Senior Vice President and Secretary  
Nancy Crofts .....Executive Director, Player Records  
Paul Runge .....Administrative Director

## National League Public Relations

Ricky Clemons .....Vice President, Public Relations  
Moises Rodriguez .....Assistant, Media Relations

# Baltimore Orioles



Mike Hargrove

## Club Directory

Baltimore Orioles, Inc.  
 Oriole Park at Camden Yards  
 333 West Camden St.  
 Baltimore, MD 21201  
 (410) 685-9800  
 Seating Capacity: 48,188  
 1999 Record:  
 78-84 - 4th in East  
 Anaheim Hotel: Doubletree  
 Telephone: (714) 634-4500

Owner .....	Peter Angelos
General Manager .....	TBA
Assistant General Manager .....	Bruce Manno
Director, Public Relations .....	Bill Stetka
Traveling Secretary .....	Phillip E. Itzoe
Field Manager .....	Mike Hargrove
	Named: Nov. 3, 1999, replacing Ray Miller
Equipment Manager .....	Jim Tyler
Visiting Clubhouse Manager .....	Fred Tyler

## 1999 Recap

DATE	SITE	SCORE	WP	LP	HOME RUNS
5/18	Baltimore	3-5	Mussina	Finley	ANA: Greene, Velarde BAL: Johnson
5/19	Baltimore	5-4	Levine	Timlin	ANA: Velarde BAL: Ripken
5/20	Baltimore	6-4	Belcher	Johnson	ANA: Greene BAL: Ripken
5/25	Anaheim	4-1	Olivares	Erickson	ANA: Anderson (2), Erstad
5/26	Anaheim	2-3	Ponson	Belcher	BAL: Baines, Bordick ANA: Anderson, Vaughn
5/27	Anaheim	3-6	Guzman	Hill	BAL: Anderson, Baines ANA: Vaughn
7/23	Baltimore	0-1	Guzman	McDowell	None
7/24	Baltimore	4-8	Johnson	Hill	ANA: O'Brien BAL: Clark, Ripken (2)
7/25	Baltimore	7-8 (11)	Kamieniecki	Holtz	ANA: Velarde BAL: Belle (3), Ripken
9/17	Anaheim	2-4	Erickson	Washburn	BAL: Belle
9/18	Anaheim	3-6	Ponson	Cooper	BAL: Surhoff
9/19	Anaheim	4-5	Molina	Percival	BAL: May

## 2000 Schedule

DAY	DATE	SITE	TIME	DAY	DATE	SITE	TIME
Tue.	5/2	Baltimore	4:05 p.m.	Fri.	6/16	Baltimore	4:35 p.m.
Wed.	5/3	Baltimore	4:05 p.m.	Sat.	6/17	Baltimore	4:05 p.m.
Thu.	5/4	Baltimore	12:05 p.m.	Sun.	6/18	Baltimore	10:35 a.m.
Tue.	5/16	Anaheim	7:05 p.m.	Fri.	9/8	Anaheim	7:05 p.m.
Wed.	5/17	Anaheim	7:05 p.m.	Sat.	9/9	Anaheim	1:05 p.m.
				Sun.	9/10	Anaheim	5:05 p.m.
				Mon.	9/11	Anaheim	7:05 p.m.

## All-Time Series Results

(Angels Listed First)

Year	Home	Road	Totals	Year	Home	Road	Totals	Year	Home	Road	Totals
1961	4-6	6-2	10-8	1975	2-4	4-2	6-6	1988	4-2	3-3	7-5
1962	7-2	3-6	10-8	1976	2-4	2-4	6-6	1989	4-2	2-4	6-6
1963	6-3	3-6	9-9	1977	5-0	1-5	6-5	1990	3-3	2-4	5-7
1964	4-5	3-6	7-11	1978	3-2	3-2	6-4	1991	3-3	3-3	6-6
1965	3-5	2-8	5-13	1979	2-4	1-5	3-9	1992	2-4	2-4	4-8
1966	3-6	3-6	6-12	1979	2-4	1-5	3-9	1993	3-3	2-4	5-7
1967	7-4	4-2	11-6	1980	0-6	2-4	2-10	1994	1-5	3-3	4-8
1968	4-5	4-5	8-10	1981	3-3	3-3	6-6	1995	2-5	2-4	4-9
1969	3-3	3-3	6-6	1982	2-4	3-3	5-7	1996	3-3	3-3	6-6
1970	3-3	2-4	5-7	1983	3-3	2-4	6-6	1997	3-2	1-5	4-7
1971	3-3	2-4	5-7	1984	3-3	1-5	4-8	1998	3-3	2-3	5-6
1972	4-2	2-4	6-6	1985	3-3	2-4	5-7	1999	1-5	2-4	3-9
1973	3-3	3-3	6-6	1986	4-2	2-4	6-6	<b>Totals</b>	<b>122-136</b>		<b>219-292</b>
1974	3-3	2-4	5-7	1987	1-5	2-4	3-9			<b>97-156</b>	

# Baltimore Orioles

## Won-Lost Records At Stadiums

Wrigley Field:	4-6	.400	Memorial Stadium:	80-126	.388
Dodger Stadium:	20-15	.571	Camden Yards:	17-30	.362
Anaheim Stadium:	94-107	.468			
Edison Field:	4-8	.333			

Most Runs, Game:	By Anaheim — 16 (16-8, May 4, 1983 at Memorial Stadium) By Baltimore — 17 (17-3, Aug. 26, 1985 at Anaheim Stadium)
Widest Margin Victory:	By Anaheim — 13 Runs (13-0, Aug. 25, 1996 at Camden Yards) By Baltimore — 14 Runs (17-3, Aug. 26, 1985 at Anaheim Stadium)
Longest Winning Streak:	By Anaheim — 6 (Sept. 2, 1972 to May 5, 1973) By Baltimore — 12 (July 19, 1979 ★ to Aug. 28, 1980) ★ Second game of twi-night doubleheader
Attendance High:	At Edison Field: 38,840, July 19, 1998 At Anaheim Stadium: 63,073, April 23, 1983 At Camden Yards: 48,544, July 24, 1999

## Anaheim vs. Baltimore

BATTER	AVG	G	AB	R	H	2B	3B	HR	RBI	SH	SF	HP	BB	SO	SB	CS	GI	DP	E
Anderson,G	.356	12	45	9	16	3	0	3	4	0	0	0	4	5	0	0	2	0	
Disarcina,G	.045	6	22	1	1	0	0	0	0	0	0	1	1	5	0	0	2	0	
Durrington,T	.000	3	7	0	0	0	0	0	0	0	0	0	0	2	0	0	0	0	
Edmonds,J	.200	3	10	2	2	1	0	0	0	0	0	0	4	3	0	0	1	0	
Erstad,D	.192	12	52	5	10	1	1	1	4	0	0	0	3	8	1	0	2	0	
Glaus,T	.125	12	40	3	5	0	0	0	4	0	1	2	5	11	0	0	1	1	
Greene,T	.304	7	23	3	7	1	0	2	3	0	0	1	0	5	0	0	0	0	
Hemphill,B	.000	3	3	0	0	0	0	0	0	0	0	0	1	2	0	0	0	1	
Huson,J	.333	4	6	0	2	1	0	0	2	0	0	0	2	0	0	0	0	0	
Luke,M	.000	2	2	0	0	0	0	0	0	0	0	0	0	1	0	0	1	0	
O'Brien,C	.091	4	11	1	1	0	0	1	2	0	0	0	0	4	0	0	0	0	
Palmeiro,O	.222	8	18	2	4	0	0	0	0	0	0	0	5	1	0	1	1	0	
Pritchett,C	.100	3	10	0	1	1	0	0	0	1	0	0	0	1	0	1	0	0	
Salmon,T	.063	5	16	0	1	0	0	0	4	0	2	0	3	7	0	0	0	0	
Sheets,A	.238	7	21	4	5	2	0	0	4	0	0	0	0	7	1	0	0	0	
Vaughn,M	.313	12	48	5	15	4	0	2	7	0	0	0	4	9	0	0	0	0	
Velarde,R	.258	9	31	6	8	0	1	3	7	0	0	0	8	5	2	0	0	0	
Walbeck,M	.160	11	25	1	4	0	0	0	0	0	0	0	2	4	0	0	0	1	
Williams,R	.000	2	3	1	0	0	0	0	0	0	0	0	2	2	1	0	0	0	
PITCHERS	.000	12	0	0	0	0	0	0	0	0	0	0	0	0	0	0	0	0	
<b>TOTALS</b>	<b>.209</b>	<b>12</b>	<b>393</b>	<b>43</b>	<b>82</b>	<b>14</b>	<b>2</b>	<b>12</b>	<b>41</b>	<b>1</b>	<b>3</b>	<b>4</b>	<b>44</b>	<b>82</b>	<b>5</b>	<b>2</b>	<b>10</b>	<b>3</b>	

PITCHER	ERA	W	L	G	GS	CG	SHO	SV	IP	AB	H	R	ER	HR	HB	BB	SO	WP	OPP	AVG
Alvarez,J	—	0	0	2	0	0	0	0	0.0	1	1	0	0	0	0	1	0	0	1.000	
Belcher,T	4.50	1	1	2	2	0	0	0	14.0	51	11	7	7	3	0	4	5	1	.216	
Cooper,B	6.75	0	1	1	1	0	0	0	5.1	17	2	4	4	0	2	5	3	0	.118	
Finley,C	7.71	0	1	2	2	0	0	0	11.2	48	15	10	10	3	0	6	7	0	.313	
Fyhrle,M	3.86	0	0	2	1	0	0	0	7.0	28	9	3	3	0	0	3	4	0	.321	
Hasegawa,S	5.40	0	0	5	0	0	0	0	5.0	23	10	3	3	2	1	2	5	0	.435	
Hill,K	7.11	0	2	3	2	0	0	0	12.2	50	16	10	10	2	1	4	10	0	.320	
Holtz,M	6.75	0	1	2	0	0	0	0	1.1	4	0	1	1	0	0	1	1	0	.000	
Levine,A	6.75	1	0	5	0	0	0	0	2.2	12	5	2	2	1	0	1	1	0	.417	
Magnante,M	2.70	0	0	5	0	0	0	0	3.1	12	4	1	1	1	0	4	0	0	.333	
McDowell,J	1.59	0	1	1	1	0	0	0	5.2	22	6	1	1	0	1	1	4	0	.273	
Olivares,O	3.07	1	0	2	2	0	0	0	14.2	57	16	5	5	1	1	6	5	0	.281	
Percival,T	2.84	0	1	5	0	0	0	3	6.1	22	3	2	2	2	1	1	7	0	.136	
Petkousek,M	2.45	0	0	4	0	0	0	0	7.1	25	4	2	2	2	0	1	3	0	.160	
Pote,L	5.40	0	0	1	0	0	0	0	1.2	7	2	1	1	0	0	0	1	0	.286	
Schoeneweis,S	0.00	0	0	2	0	0	0	0	2.1	8	1	0	0	0	0	0	2	0	.125	
Washburn,J	4.76	0	1	1	1	0	0	0	5.2	24	8	3	3	0	1	3	2	0	.333	
<b>TOTALS</b>	<b>4.64</b>	<b>3</b>	<b>9</b>	<b>12</b>	<b>12</b>	<b>0</b>	<b>0</b>	<b>3</b>	<b>106.2</b>	<b>411</b>	<b>113</b>	<b>55</b>	<b>55</b>	<b>17</b>	<b>8</b>	<b>43</b>	<b>60</b>	<b>1</b>	<b>.275</b>	

# Boston Red Sox



Jimmy Williams

## Club Directory

Boston Red Sox  
 Fenway Park  
 4 Yawkey Way  
 Boston, MA 02215  
 (617) 267-9440  
 Seating Capacity: 33,871  
 1999 Record:  
 94-68 - 2nd in East  
 Anaheim Hotel: Marriott  
 Telephone: (714) 750-8000

General Partner.....JRY Corp  
 President.....John L. Harrington  
 Executive Vice President & General Manager.....Daniel F. Duquette  
 Director, Communications.....Kevin Shea  
 Traveling Secretary.....Jack McCormick  
 Field Manager.....Jimmy Williams  
 Named: Nov. 19, 1996, replacing Kevin Kennedy  
 Equipment Manager.....Joe Cochran  
 Visiting Clubhouse Manager.....Tom McLaughlin

## 1999 Recap

DATE	SITE	SCORE	WP	LP	HOME RUNS
5/7	Boston	0-6	Martinez	Olivares	None
5/8	Boston	1-6	Pena	Belcher	None
5/9	Boston	2-4	Portugal	Hill	BOS: Garciaparra
8/5	Anaheim	8-0	Finley	Rose	ANA: Glaus
8/6	Anaheim	1-5	Saberhagen	Sparks	BOS: Daubach, O'Leary
8/7	Anaheim	3-14	Rapp	Belcher	BOS: Daubach ANA: Salmon
8/8	Anaheim	3-9	Martinez	McDowell	BOS: Daubach, O'Leary, Stanley
8/27	Boston	3-4	Garces	Percival	None
8/28	Boston	6-7	Lowe	Pote	None
8/29	Boston	4-7	Rapp	Belcher	None

## 2000 Schedule

DAY	DATE	SITE	TIME	DAY	DATE	SITE	TIME
Fri.	4/7	Anaheim	7:05 p.m.	Mon.	8/21	Boston	4:05 p.m.
Sat.	4/8	Anaheim	7:05 p.m.	Tue.	8/22	Boston	4:05 p.m.
Sun.	4/9	Anaheim	1:05 p.m.	Wed.	8/23	Boston	4:05 p.m.
Mon.	8/7	Anaheim	7:05 p.m.				
Tue.	8/8	Anaheim	7:05 p.m.				
Wed.	8/9	Anaheim	7:05 p.m.				

## All-Time Series Results

(Angels Listed First)

Year	Home	Road	Totals	Year	Home	Road	Totals	Year	Home	Road	Totals
1961	5-4	2-7	7-11	1974	3-3	5-1	8-4	1987	5-1	3-3	8-4
1962	4-5	8-1	12-6	1975	3-3	3-3	6-6	1988	2-4	2-4	4-8
1963	5-4	3-5	8-9	1976	3-3	2-4	5-7	1989	5-1	3-3	8-4
1964	7-2	2-7	9-9	1977	1-4	2-3	3-7	1990	2-4	3-3	5-7
1965	8-1	5-4	13-5	1978	2-4	0-5	2-9	1991	6-0	2-4	8-4
1966	5-4	4-5	9-9	1979	4-2	3-3	7-5	1992	1-5	3-3	4-8
1967	7-2	1-8	8-10	1980	0-6	3-3	3-9	1993	5-1	0-6	5-7
1968	5-4	4-5	9-9	1981	3-0	1-2	4-2	1994	3-3	2-4	5-7
1969	2-4	2-4	4-8	1982	2-4	3-3	5-7	1995	1-6	2-5	3-11
1970	4-2	3-3	7-5	1983	2-4	4-2	6-6	1996	2-4	2-4	4-8
1971	3-3	3-3	6-6	1984	1-5	2-4	3-9	1997	3-2	3-3	6-5
1972	3-3	1-5	4-8	1985	5-1	2-4	7-5	1998	3-3	3-2	6-5
1973	3-3	2-4	5-7	1986	4-2	3-3	7-5	1999	1-3	0-6	1-9
									<b>Totals</b>	<b>133-119</b>	<b>234-270</b>
										<b>101-151</b>	

## Won-Lost Records At Stadiums

Wrigley Field:	5-4	.556	Fenway Park:	101-151	.401
Dodger Stadium:	24-12	.667			
Anaheim Stadium:	100-97	.508			
Edison Field:	4-7	.364			

Most Runs, Game: By Anaheim - 20 (20-2, June 20, 1980 at Fenway Park)  
By Boston - 17 (17-6, May 15, 1996 at Anaheim Stadium)

Widest Margin Victory: By Anaheim - 18 Runs (20-2, June 20, 1980 at Fenway Park)  
By Boston - 12 Runs (16-4, July 21, 1984 at Anaheim Stadium)

Longest Winning Streak: By Anaheim - 8 (Aug. 26, 1961 to May 30, 1962)  
By Boston - 10 (July 19, 1993 to July 4, 1994)

Attendance High: At Edison Field: 43,390, July 31, 1998  
At Anaheim Stadium: 64,223, Oct. 11 & 12, 1986 (ALCS games 4 & 5)  
At Fenway Park: 35,691, Aug. 11, 1977

## Anaheim vs. Boston

BATTER	AVG	G	AB	R	H	2B	3B	HR	RBI	SH	SF	HP	BB	SO	SB	CS	GI		E
																	DP	CS	
Anderson,G	.250	8	32	1	8	3	0	0	3	0	0	0	1	5	0	0	1	0	0
Decker,S	.750	1	4	0	3	2	0	0	1	0	0	0	0	0	0	0	0	0	0
Disarcina,G	.348	6	23	3	8	0	0	0	2	1	0	0	1	1	0	0	1	2	0
Durrington,T	.333	6	18	2	6	0	0	0	0	0	0	0	0	3	0	0	0	0	0
Edmonds,J	.370	7	27	5	10	4	0	0	3	0	1	0	3	2	4	0	0	0	0
Erstad,D	.179	10	39	5	7	2	1	0	2	0	0	0	3	7	0	2	0	0	0
Glaus,T	.125	10	32	2	4	0	0	1	4	0	0	0	7	14	1	0	1	1	1
Greene,T	.261	7	23	4	6	4	0	0	2	0	0	0	1	8	0	0	0	0	0
Huson,J	.368	7	19	3	7	1	0	0	0	0	0	0	2	1	2	0	1	0	0
Molina,B	.200	5	15	2	3	1	0	0	2	0	0	0	0	0	0	0	0	0	0
O'Brien,C	.000	2	5	0	0	0	0	0	0	0	0	0	0	1	0	0	0	0	0
Palmeiro,O	.259	8	27	0	7	0	0	0	3	0	1	0	0	5	1	0	0	0	0
Salmon,T	.172	7	29	3	5	0	0	1	4	0	0	0	2	8	0	0	0	0	0
Sheets,A	.000	3	10	0	0	0	0	0	0	0	0	0	0	6	0	0	1	0	0
Silvestri,D	.250	1	4	0	1	1	0	0	1	0	0	0	0	0	0	0	0	1	0
Unroe,T	.333	1	3	0	1	0	0	0	0	0	0	0	2	0	0	0	0	0	0
Vaughn,M	.150	5	20	0	3	1	0	0	2	0	0	1	1	8	0	0	0	0	0
Walbeck,M	.308	5	13	1	4	0	0	0	1	0	0	0	1	2	0	0	0	0	0
PITCHERS	.000	10	0	0	0	0	0	0	0	0	0	0	0	0	0	0	0	0	1
<b>TOTALS</b>	<b>.242</b>	<b>10</b>	<b>343</b>	<b>31</b>	<b>83</b>	<b>19</b>	<b>1</b>	<b>2</b>	<b>30</b>	<b>1</b>	<b>2</b>	<b>1</b>	<b>22</b>	<b>73</b>	<b>8</b>	<b>2</b>	<b>5</b>	<b>5</b>	<b>5</b>

PITCHER	ERA	W	L	G	GS	CG	SHO	SV	IP	AB	H	R	ER	HR	HB	BB	SO	WP	OPP	
																			AVG	AVG
Alvarez,J	—	0	0	0	0	0	0	0	0.0	0	0	0	0	0	0	0	0	0	0	.000
Belcher,T	12.15	0	3	3	3	0	0	0	13.1	60	27	20	18	0	1	4	7	2	450	.450
Finley,C	0.00	1	0	1	1	0	0	0	7.0	24	4	0	0	0	0	4	7	1	167	.167
Fyhrie,M	7.71	0	0	1	0	0	0	0	2.1	11	4	2	2	0	0	2	1	0	364	.364
Hasegawa,S	1.42	0	0	4	0	0	0	0	6.1	23	5	1	1	0	0	1	2	0	217	.217
Hill,K	9.82	0	1	1	1	0	0	0	3.2	16	7	4	4	1	0	4	3	0	438	.438
Holtz,M	—	0	0	1	0	0	0	0	0.0	5	5	4	4	0	0	0	0	0	1000	1.000
Levine,A	1.42	0	0	4	0	0	0	0	6.1	20	3	1	1	1	0	2	4	0	150	.150
Magnante,M	8.44	0	0	4	0	0	0	0	5.1	23	7	5	5	0	0	4	1	1	304	.304
McDowell,J	11.25	0	1	1	1	0	0	0	4.0	18	8	5	5	2	0	1	4	0	444	.444
Olivares,O	5.40	0	1	1	1	0	0	0	5.0	20	7	4	3	0	0	3	2	1	350	.350
Percival,T	13.50	0	1	4	0	0	0	0	2.0	10	4	3	3	1	0	1	0	0	400	.400
Petkovsek,M	1.29	0	0	3	0	0	0	0	7.0	25	4	1	1	0	0	3	2	0	160	.160
Pote,L	3.86	0	1	1	0	0	0	0	2.1	8	1	1	1	0	0	1	3	0	125	.125
Schoeneweis,S	0.00	0	0	2	0	0	0	0	3.0	10	1	0	0	0	0	2	0	0	100	.100
Sparks,S	7.15	0	1	2	2	0	0	0	11.1	46	12	9	9	2	1	9	5	0	261	.261
Washburn,J	3.60	0	0	1	1	0	0	0	5.0	17	2	2	2	0	0	3	4	0	118	.118
<b>TOTALS</b>	<b>6.32</b>	<b>1</b>	<b>9</b>	<b>10</b>	<b>10</b>	<b>0</b>	<b>1</b>	<b>0</b>	<b>84.0</b>	<b>336</b>	<b>101</b>	<b>62</b>	<b>59</b>	<b>7</b>	<b>2</b>	<b>44</b>	<b>45</b>	<b>5</b>	<b>.301</b>	

# Chicago White Sox



*Jerry Manuel*

## Club Directory

Chicago White Sox, LTD.  
Comiskey Park  
333 W. 35th Street  
Chicago, IL 60616  
(312) 674-1000  
Seating Capacity: 44,321  
1999 Record:  
75-86 - 2nd in Central  
Anaheim Hotel: Anaheim Hilton & Towers  
Telephone: (714) 750-4321

Chairman, Board of Directors .....	Jerry M. Reinsdorf
Sr. Vice President/General Manager.....	Ron Schueler
Director, Baseball Operations/Assistant General Manager.....	Daniel Evans
Director, Public Relations .....	Scott Reifert
Traveling Secretary .....	Ed Cassin
Field Manager .....	Jerry Manuel
Named: Dec. 4, 1997, replacing Terry Bevington	
Equipment Manager .....	Vince Fresso
Visiting Clubhouse Manager .....	Gabe Morell

## 1999 Recap

DATE	SITE	SCORE	WP	LP	HOME RUNS
4/30	Anaheim	3-1	Petkovsek	Navarro	ANA: Anderson
5/1	Anaheim	5-8	Lundquist	Percival	CHI: Durham, Norton
5/2	Anaheim	6-3	Olivares	Parque	ANA: Velarde
5/3	Anaheim	1-8	Snyder	Belcher	CHI: Singleton
8/16	Chicago	1-6	Sirotko	Washburn	ANA: Anderson, Unroe
8/17	Chicago	3-4	Howry	Holtz	CHI: Abbott, Ordonez
8/18	Chicago	3-4	Baldwin	Magnante	ANA: Vaughn
8/19	Chicago	9-2	Ortiz	Parque	CHI: Konerko
9/7	Anaheim	14-1	Cooper	Sirotko	ANA: Vaughn
9/8	Anaheim	6-5 (10)	Sparks	Parque	CHI: Konerko, Ordonez
					ANA: Glaus, Molina, Vaughn
					CHI: Singleton
					ANA: Salmon
					CHI: Fordyce
					ANA: Glaus, Vaughn

## 2000 Schedule

DAY	DATE	SITE	TIME	DAY	DATE	SITE	TIME
Fri.	4/14	Chicago	4:05 p.m.	Fri.	9/1	Chicago	5:05 p.m.
Sat.	4/15	Chicago	11:05 a.m.	Sat.	9/2	Chicago	4:05 p.m.
Sun.	4/16	Chicago	11:05 a.m.	Sun.	9/3	Chicago	11:05 a.m.
Thu.	7/27	Anaheim	7:05 p.m.				
Fri.	7/28	Anaheim	7:05 p.m.				
Sat.	7/29	Anaheim	7:05 p.m.				
Sun.	7/30	Anaheim	5:05 p.m.				

## All-Time Series Results

(Angels Listed First)

Year	Home	Road	Totals	Year	Home	Road	Totals	Year	Home	Road	Totals
1961	6-3	2-7	8-10	1974	5-4	5-4	10-8	1987	5-2	3-3	8-5
1962	3-6	5-4	8-10	1975	4-5	5-4	9-9	1988	4-2	5-2	9-4
1963	4-5	4-5	8-10	1976	5-4	6-3	11-7	1989	4-3	4-2	8-5
1964	4-5	4-5	8-10	1977	5-3	3-4	8-7	1990	4-3	1-5	5-8
1965	6-3	0-9	6-12	1978	5-2	3-5	8-7	1991	4-3	4-2	8-5
1966	3-6	5-4	8-10	1979	6-1	3-3	9-4	1992	1-5	2-5	3-10
1967	5-4	2-7	7-11	1980	0-6	3-4	3-10	1993	3-4	4-2	7-6
1968	2-7	6-3	8-10	1981	3-4	3-3	6-7	1994	2-4	3-1	5-5
1969	5-4	4-5	9-9	1982	3-3	5-2	8-5	1995	5-1	5-1	10-2
1970	7-2	5-4	12-6	1983	2-5	1-5	3-10	1996	5-1	1-5	6-6
1971	3-6	5-4	8-10	1984	5-1	3-4	8-5	1997	5-1	1-4	6-5
1972	5-4	2-7	7-11	1985	3-4	5-1	8-5	1998	3-3	2-3	5-6
1973	6-3	2-7	8-10	1986	3-3	4-3	7-6	1999	4-2	1-3	5-5
									<b>Totals</b>	<b>157-137</b>	<b>288-291</b>

131-154

# Chicago White Sox

## Won-Lost Records At Stadiums

Wrigley Field:	6-3	.667	★County Stadium:	1-1	.500
Dodger Stadium:	17-19	.472	Old Comiskey Park:	107-127	.457
Anaheim Stadium:	127-110	.536	New Comiskey Park:	23-26	.469
Edison Field:	7-5	.583			

★Angels defeated White Sox, 4-2, May 15, 1968 and lost, 7-1, April 23, 1969

Most Runs. Game: By Anaheim — 16 (16-8, Sept. 7, 1984 at Comiskey Park & 16-8, May 12, 1997 at Anaheim Stadium)  
By Chicago — 17 (17-2, May 31, 1978 at Comiskey Park)

Widest Margin Victory: By Anaheim — 14 Runs (15-1, April 12, 1974 at Comiskey Park)  
By Chicago — 15 runs (17-2, May 31, 1978 at Comiskey Park)

Longest Winning Streak: By Anaheim — 8 (May 19-Aug. 15, 1995)  
By Chicago — 10 (Sept. 26, 1980-May 30, 1981)

Attendance High: At Edison Field: 37,500, May 2, 1998  
At Anaheim Stadium: 49,567, June 20, 1982  
At New Comiskey Park: 42,535, Aug. 7, 1993

## Anaheim vs. Chicago

BATTER	AVG	G	AB	R	H	2B	3B	HR	RBI	SH	SF	HP	BB	SO	SB	CS	DP	E
Anderson,G	.326	10	43	5	14	3	0	2	7	0	0	0	1	7	0	2	1	0
Davanon,J	.000	1	0	1	0	0	0	0	0	0	0	0	1	0	0	0	0	0
Disarcina,G	.182	6	22	2	4	1	0	0	3	0	0	1	1	0	1	0	0	0
Durrington,T	.100	6	20	2	2	1	0	0	1	1	0	0	1	4	3	0	0	2
Edmonds,J	.296	6	27	4	8	3	0	0	2	0	0	0	2	6	0	1	0	0
Erstad,D	.346	6	26	6	9	2	0	0	2	0	0	0	1	5	2	0	1	0
Glaus,T	.179	10	39	5	7	2	0	2	5	0	2	0	3	6	1	0	0	2
Greene,T	.133	4	15	2	2	0	0	0	1	0	0	0	0	1	0	0	1	0
Huson,J	.429	5	14	1	6	1	0	0	2	0	0	0	1	4	1	0	0	0
Molina,B	.353	4	17	1	6	0	0	1	5	0	0	0	1	1	0	0	1	0
O'Brien,C	.000	2	4	0	0	0	0	0	0	0	0	0	0	2	0	0	1	0
Palmeiro,O	.313	5	16	3	5	1	0	0	0	0	0	0	4	0	1	0	0	0
Salmon,T	.313	10	32	7	10	3	0	1	8	0	3	0	9	7	0	0	1	0
Sheets,A	.100	4	10	0	1	1	0	0	0	1	0	0	0	2	0	0	0	0
Unroe,T	.500	3	4	1	2	0	0	1	1	0	0	0	0	0	0	0	0	0
Vaughn,M	.237	10	38	6	9	0	0	4	8	0	0	3	5	14	0	0	0	0
Velarde,R	.357	4	14	4	5	1	0	1	2	0	0	0	4	2	3	0	1	1
Walbeck,M	.250	5	12	1	3	0	0	0	1	0	0	0	1	2	0	0	1	0
PITCHERS	.000	10	0	0	0	0	0	0	0	0	0	0	0	0	0	0	0	2
TOTALS	.263	10	353	51	93	19	0	12	48	2	5	4	35	63	12	3	8	7

PITCHER	ERA	W	L	G	GS	CG	SHO	SV	IP	AB	H	R	ER	HR	HB	BB	SO	WP	AVG
Alvarez,J	0.00	0	0	1	0	0	0	0	0.2	2	0	0	0	0	0	0	1	0	.000
Belcher,T	6.16	0	1	3	3	0	0	0	19.0	72	19	15	13	5	1	4	2	0	.264
Cooper,B	1.29	1	0	1	1	0	0	0	7.0	23	4	1	1	1	0	4	3	0	.174
Finley,C	3.86	0	0	1	1	0	0	0	7.0	26	8	3	3	0	0	2	4	0	.308
Fyhrie,M	0.00	0	0	1	0	0	0	0	0.1	2	0	0	0	0	0	0	0	0	.000
Hasegawa,S	0.00	0	0	4	0	0	0	0	4.2	14	2	0	0	0	0	1	1	0	.143
Holtz,M	27.00	0	1	1	0	0	0	0	0.1	2	1	1	1	0	0	1	0	0	.500
Lavine,A	5.40	0	0	2	0	0	0	0	3.1	12	2	2	2	0	0	1	1	0	.167
Magnante,M	—	0	1	1	0	0	0	0	0.0	1	1	1	0	0	0	0	0	0	1.000
Olivares,O	2.00	1	0	1	1	1	0	0	9.0	30	5	3	2	1	0	1	3	0	.167
Ortiz,R	1.13	1	0	1	1	0	0	0	8.0	27	4	1	1	0	0	1	3	0	.148
Percival,T	14.73	1	1	4	0	0	0	1	3.2	18	7	6	6	3	0	1	4	0	.389
Petkovsek,M	0.00	1	0	5	0	0	0	0	4.1	14	2	0	0	0	0	4	3	0	.143
Pote,L	9.00	0	0	2	0	0	0	0	1.0	6	3	1	1	0	0	1	2	0	.500
Schoeneweis,S	2.45	0	0	1	0	0	0	0	3.2	15	4	1	1	0	0	0	2	0	.267
Sparks,S	1.72	0	0	2	2	0	0	0	15.2	53	7	3	3	1	0	11	6	0	.132
Washburn,J	9.82	0	1	1	1	0	0	0	3.2	17	7	4	4	1	0	2	0	0	.412
TOTALS	3.74	5	5	10	10	1	0	1	91.1	334	76	42	38	12	1	34	35	0	.228

# Cleveland Indians



Charlie Manuel

## Club Directory

Cleveland Indians  
 Jacobs Field  
 2401 Ontario St.  
 Cleveland, OH 44115  
 (216) 420-4200  
 Seating Capacity: 43,863  
 1999 Record:  
 97-65 - 1st in Central  
 Anaheim Hotel: Doubletree  
 Telephone: (714) 634-4500

Owner, Chairman of the Board & C.E.O .....Richard E. Jacobs  
 Executive Vice President, General Manager .....John Hart  
 Vice President, Baseball Operations / Asst. General Manager .....Mark Shapiro  
 Director, Media Relations .....Bart Swain  
 Traveling Secretary .....Mike Seghi  
 Field Manager .....Charlie Manuel  
 Named: Nov. 1, 1999, replacing Mike Hargrove  
 Clubhouse Manager .....Ted Walsh  
 Visiting Clubhouse Manager .....Cy Buynak

## 1999 Recap

DATE	SITE	SCORE	WP	LP	HOME RUNS
4/6	Anaheim	6-5	Holtz	Karsay	CLE: Vizquel ANA: Anderson, Salmon
4/7	Anaheim	1-9	Burba	Hill	None
4/8	Anaheim	1-9	Colon	Sparks	CLE: Alomar ANA: Glaus
8/9	Anaheim	0-4	Colon	Hill	CLE: Ramirez
8/10	Anaheim	1-2	Rincon	Petkovsek	ANA: Erstad
8/11	Anaheim	3-4	Burba	Sparks	CLE: R. Alomar, Ramirez ANA: Greene
8/30	Cleveland	5-7	Colon	Levine	ANA: Anderson, Edmonds, Vaughn CLE: Roberts
8/31	Cleveland	12-14	Poole	Percival	ANA: Glaus (2), Salmon CLE: Sexson, Thome
9/1	Cleveland	1-8	Shuey	Percival	CLE: Sexson, Thome
9/2	Cleveland	5-6	Nagy	Sparks	ANA: Anderson, Salmon CLE: Alomar, Sexson

## 2000 Schedule

DAY	DATE	SITE	TIME	DAY	DATE	SITE	TIME
Mon.	5/29	Cleveland	10:05 a.m.	Fri.	8/25	Anaheim	7:05 p.m.
Tue.	5/30	Cleveland	4:05 p.m.	Sat.	8/26	Anaheim	7:05 p.m.
Wed.	5/31	Cleveland	4:05 p.m.	Sun.	8/27	Anaheim	5:05 p.m.
Fri.	8/4	Cleveland	4:05 p.m.				
Sat.	8/5	Cleveland	1:05 p.m.				
Sun.	8/6	Cleveland	10:05 a.m.				

## All-Time Series Results

(Angels Listed First)

Year	Home	Road	Totals	Year	Home	Road	Totals	Year	Home	Road	Totals
1961	5-4	3-6	8-10	1974	0-6	3-3	3-9	1987	4-2	3-3	7-5
1962	4-5	5-4	9-9	1975	0-6	3-3	3-9	1988	3-3	5-1	8-4
1963	4-5	4-5	8-10	1976	5-1	2-4	7-5	1989	4-2	1-5	5-7
1964	5-4	4-5	9-9	1977	3-2	3-2	6-4	1990	3-3	4-2	7-5
1965	6-3	3-6	9-9	1978	4-1	2-3	6-4	1991	2-4	5-1	7-5
1966	6-3	4-5	10-8	1979	2-4	4-2	6-6	1992	3-3	3-3	6-6
1967	7-2	7-2	14-4	1980	3-3	1-3	4-6	1993	4-2	1-5	5-7
1968	2-7	5-4	7-11	1981	5-1	2-4	7-5	1994	0-3	0-2	0-5
1969	5-1	3-3	8-4	1982	5-1	3-3	8-4	1995	2-1	1-1	3-2
1970	4-2	2-4	6-6	1983	3-3	5-1	8-4	1996	3-3	1-6	4-9
1971	4-2	4-2	8-4	1984	3-3	5-1	8-4	1997	2-3	5-1	7-4
1972	4-2	4-2	8-4	1985	5-1	3-3	8-4	1998	2-4	2-3	4-7
1973	2-4	3-3	5-7	1986	3-4	3-2	6-6	1999	1-5	0-4	1-9
									<b>Totals</b>	<b>132-118</b>	<b>253-240</b>
										<b>121-122</b>	

# Cleveland Indians

## Won-Lost Records At Stadiums

Wrigley Field:	5-4	.556	Cleveland Stadium:	112-105	.516
Dodger Stadium:	19-17	.528	Jacobs Field:	9-17	.346
Anaheim Stadium:	105-88	.544			
Edison Field:	3-9	.250			

Most Runs, Game: By Anaheim - 16 (16-5, Aug. 23, 1967 at Cle. & 16-3, May 7, 1978 at Anaheim Stadium)  
By Cleveland - 15 (15-3, April 11, 1997 at Jacobs Field)

Widest Margin Victory: By Anaheim - 15 Runs (15-0, July 16, 1982 at Cleveland Stadium)  
By Cleveland - 13 Runs (14-1, Aug. 29, 1970 at Cleveland Stadium)

Longest Winning Streak: By Anaheim - 7 (June 9-21, 1964 & Aug. 16, 1969-June 6, 1970)  
By Cleveland - 10 (Aug. 22, 1964-June 20, 1965;  
July 18, 1973-July 7, 1974)


Attendance High: At Edison Field: 43,104, Aug. 5, 1998  
At Anaheim Stadium: 52,329, July 4, 1993  
At Jacobs Field: 43,399, Sept. 1, 1999

## Anaheim vs. Cleveland

BATTER	AVG	G	AB	R	H	2B	3B	HR	RBI	SH	SF	HP	BB	SO	SB	CS	DP	E	GI
Anderson,G	.250	10	40	7	10	1	0	3	8	0	0	0	2	6	0	0	1	0	
Disarcina,G	.059	6	17	0	1	0	0	0	0	2	0	0	1	3	0	1	1	2	
Durrington,T	.235	6	17	2	4	0	0	0	0	1	0	0	4	4	0	2	0	1	
Edmonds,J	.250	6	16	1	4	0	0	1	1	0	0	0	2	4	0	0	0	0	
Erstad,D	.219	9	32	2	7	1	0	1	4	1	1	0	2	4	0	0	2	0	
Glaus,T	.200	9	30	5	6	1	0	3	6	0	0	0	5	6	0	0	0	1	
Greene,T	.227	9	22	1	5	1	0	1	2	0	0	0	1	6	0	0	1	0	
Huson,J	.222	7	18	0	4	0	0	0	1	0	0	0	0	2	0	0	0	0	
Molina,B	.235	6	17	1	4	1	0	0	0	0	0	1	1	1	0	1	1	2	
O'Brien,C	.000	1	3	0	0	0	0	0	0	0	0	0	0	0	0	0	0	0	
Palmeiro,O	.259	8	27	5	7	1	0	0	2	0	0	0	3	4	0	0	1	0	
Salmon,T	.382	10	34	5	13	3	1	3	7	0	0	0	6	8	1	0	0	1	
Sheets,A	.308	5	13	0	4	0	0	0	1	0	0	0	0	5	0	0	0	1	
Unroe,T	.000	1	1	0	0	0	0	0	0	0	0	0	0	0	0	0	0	0	
Vaughn,M	.217	6	23	3	5	1	0	1	3	0	0	1	1	6	0	0	1	0	
Velarde,R	.300	3	10	0	3	0	0	0	0	0	0	0	2	3	1	1	0	0	
Walbeck,M	.231	5	13	3	3	0	0	0	0	0	0	0	0	4	0	0	1	2	
Walters,H	.000	10	0	0	0	0	0	0	0	0	0	0	0	0	0	0	0	3	
<b>TOTALS</b>	<b>.240</b>	<b>10</b>	<b>333</b>	<b>35</b>	<b>80</b>	<b>10</b>	<b>1</b>	<b>13</b>	<b>35</b>	<b>4</b>	<b>1</b>	<b>2</b>	<b>30</b>	<b>66</b>	<b>2</b>	<b>5</b>	<b>9</b>	<b>13</b>	

PITCHER	ERA	W	L	G	GS	CG	SHO	SV	IP	AB	H	R	ER	HR	HB	BB	SO	WP	OPP
Alvarez,J	0.00	0	0	1	0	0	0	0	0.1	1	0	0	0	0	0	0	1	0	.000
Belcher,T	10.38	0	0	1	1	0	0	0	4.1	19	6	5	5	1	0	4	3	0	.316
Finley,C	1.23	0	0	2	2	0	0	0	14.2	56	15	5	2	1	0	5	13	0	.268
Fyhrie,M	6.00	0	0	1	0	0	0	0	3.0	14	5	2	2	2	0	1	2	0	.357
Hasegawa,S	7.36	0	0	3	0	0	0	0	3.2	16	6	3	3	0	0	1	4	2	.375
Hilli,K	3.18	0	2	3	2	0	0	0	11.1	44	14	7	4	0	0	7	6	0	.318
Holtz,M	0.00	1	0	3	0	0	0	0	3.2	12	1	0	0	0	1	1	4	0	.083
Levine,A	4.26	0	1	4	0	0	0	0	6.1	24	6	3	3	1	0	4	3	0	.250
Magnante,M	2.25	0	0	3	0	0	0	0	4.0	15	3	1	1	0	1	2	7	0	.200
Ortiz,R	6.00	0	0	1	1	0	0	0	6.0	21	3	4	4	1	0	6	6	1	.143
Percival,T	15.43	0	1	3	0	0	0	1	2.1	10	3	4	4	1	1	1	3	1	.300
Petkovsek,M	14.73	0	1	3	0	0	0	0	3.2	20	11	6	6	0	0	0	2	0	.550
Pote,L	1.59	0	0	3	0	0	0	0	5.2	19	3	1	1	1	0	2	5	0	.158
Schoeneweis,S	19.29	0	0	2	0	0	0	0	2.1	13	5	6	5	0	0	3	1	0	.385
Sparks,S	9.88	0	3	3	3	0	0	0	13.2	61	23	15	15	4	1	6	5	3	.377
Washburn,J	27.00	0	1	1	1	0	0	0	2.0	12	6	6	6	0	0	2	2	0	.500
<b>TOTALS</b>	<b>6.31</b>	<b>1</b>	<b>9</b>	<b>10</b>	<b>10</b>	<b>0</b>	<b>0</b>	<b>1</b>	<b>87</b>	<b>357</b>	<b>110</b>	<b>68</b>	<b>61</b>	<b>12</b>	<b>4</b>	<b>45</b>	<b>67</b>	<b>7</b>	<b>.308</b>

# Detroit Tigers



Phil Garner

## Club Directory

Detroit Tigers  
Comerica Park  
2100 Woodward Avenue  
Detroit, MI 48201  
(313) 471-2114  
Seating Capacity: approx. 40,000  
1999 Record:  
69-92 - 3rd in Central  
Anaheim Hotel: Doubletree  
Telephone: (714) 634-4500

Owner .....	Michael Ilitch
President/CEO .....	John McHale, Jr.
General Manager .....	Randy Smith
Asst. General Manager .....	Steve Lubratich
Director, Public Relations .....	Tyler Barnes
Traveling Secretary .....	Bill Brown
Field Manager .....	Phil Garner
Named: October 14, 1999, replacing Larry Parrish	
Equipment Manager .....	Jim Schmakel
Visiting Clubhouse Manager .....	John Nelson

## 1999 Recap

DATE	SITE	SCORE	WP	LP	HOME RUNS
5/4	Detroit	1-3	Brocail	Holtz	ANA: Walbeck DET: Palmer
5/5	Detroit	4-1	Sparks	Weaver	ANA: Erstad, Vaughn
5/6	Detroit	2-4	Florie	Finley	ANA: Anderson, Greene DET: Kapler
8/13	Detroit	7-8 (10)	Jones	Hasegawa	ANA: Glaus, Salmon DET: Clark, Catalanoto, Palmer
8/14	Detroit	7-4	Magnante	Moehler	DET: Clark
8/15	Detroit	10-2	Finley	Thompson	ANA: Anderson, Glaus, Greene Salmon
8/20	Anaheim	5-1	Finley	Moehler	DET: Easley
8/21	Anaheim	0-5	Weaver	Washburn	None
8/22	Anaheim	3-12	Mlicki	Sparks	DET: Encarnacion ANA: Glaus
8/23	Anaheim	6-5	Percival	Brocail	DET: Garcia

## 2000 Schedule

DAY	DATE	SITE	TIME	DAY	DATE	SITE	TIME
Mon.	4/24	Anaheim	7:05 p.m.	Mon.	9/4	Detroit	2:05 p.m.
Tue.	4/25	Anaheim	7:05 p.m.	Tue.	9/5	Detroit	4:05 p.m.
Wed.	4/26	Anaheim	7:05 p.m.	Wed.	9/6	Detroit	4:05 p.m.
Mon.	7/31	Anaheim	7:05 p.m.	Thu.	9/7	Detroit	4:05 p.m.
Tue.	8/1	Anaheim	7:05 p.m.				
Wed.	8/2	Anaheim	1:05 p.m.				

## All-Time Series Results

(Angels Listed First)

Year	Home	Road	Totals	Year	Home	Road	Totals	Year	Home	Road	Totals
1961	3-6	1-8	4-14	1974	4-2	1-5	5-7	1987	2-4	1-5	3-9
1962	4-5	3-6	7-11	1975	3-3	3-2	6-5	1988	3-3	2-4	5-7
1963	3-6	3-6	6-12	1976	4-2	2-4	6-6	1989	6-0	5-1	11-1
1964	5-4	3-6	8-10	1977	1-4	3-2	4-6	1990	3-3	2-4	5-7
1965	5-4	3-6	8-10	1978	1-4	3-3	4-7	1991	3-3	2-4	5-7
1966	3-6	6-3	9-9	1979	2-4	2-4	4-8	1992	4-2	3-3	7-5
1967	5-4	3-6	8-10	1980	1-5	4-2	5-7	1993	2-4	2-4	4-8
1968	3-6	2-7	5-13	1981	2-1	1-2	3-3	1994	1-3	2-1	3-4
1969	4-2	1-5	5-7	1982	2-4	3-3	5-7	1995	2-2	4-0	6-2
1970	2-4	4-2	6-6	1983	2-4	2-4	4-8	1996	5-1	1-5	6-6
1971	4-2	2-4	6-6	1984	1-5	3-3	4-8	1997	4-1	1-5	5-6
1972	3-3	2-4	5-7	1985	4-2	4-2	8-4	1998	4-1	4-2	8-3
1973	4-2	3-3	7-5	1986	4-2	3-3	7-5	1999	2-2	3-3	5-5

Totals 120-125 222-271

102-147

# Detroit Tigers

## Won-Lost Records At Stadiums

Wrigley Field:	3-6	.333	Tiger Stadium:	102-146	.411
Dodger Stadium:	17-19	.472			
Anaheim Stadium:	94-97	.492			
Edison Field:	6-3	.667			

Most Runs, Game: By Anaheim - 15 (15-1, May 9, 1981 at Anaheim Stadium)  
By Detroit - 15 (15-1, June 28, 1966 at Anaheim Stadium & 15-6, July 31, 1980 at Tiger Stadium)

Widest Margin Victory: By Anaheim - 14 Runs (15-1, May 9, 1981 at Anaheim Stadium)  
By Detroit - 14 Runs (15-1, June 28, 1966 at Anaheim Stadium)

Longest Winning Streak: By Anaheim - 7 (June 16-July 23, 1989)  
By Detroit - 11 (June 17, 1979-May 30, 1980)

Attendance High: At Edison Field: 42,409, May 9, 1998  
At Anaheim Stadium: 59,502, June 8, 1991  
At Tiger Stadium: 52,682, June 14, 1970

## Anaheim vs. Detroit

BATTER	AVG	G	AB	R	H	2B	3B	HR	RBI	SH	SF	HP	BB	SO	SB	CS	GI	DP	E
Anderson,G	.366	10	41	10	15	2	0	2	8	0	1	0	1	3	1	0	1	0	
Disarcina,G	.308	4	13	4	4	0	0	0	2	2	0	0	0	0	0	0	1	4	
Durrington,T	.348	6	23	5	8	1	0	0	0	1	0	0	1	3	1	1	1	0	
Edmonds,J	.182	6	22	3	4	2	1	0	4	0	0	0	3	6	0	0	0	1	
Erstad,D	.167	3	12	1	2	0	0	1	2	0	0	0	0	1	0	0	0	0	
Glaus,T	.263	10	38	4	10	0	0	3	5	0	0	0	3	13	0	0	0	1	
Greene,T	.259	8	27	3	7	3	0	2	3	0	1	0	2	4	1	0	1	0	
Huson,J	.091	4	11	0	1	0	0	0	0	0	0	0	1	1	1	0	1	2	
Molina,B	.125	4	16	1	2	0	0	0	1	0	0	0	0	1	0	0	0	0	
O'Brien,C	.333	2	3	0	1	0	0	0	0	0	0	0	0	0	0	0	0	0	
Palmeiro,O	.200	6	20	0	4	0	0	0	0	0	0	2	3	2	1	0	0	0	
Salmon,T	.357	7	28	7	10	1	1	2	7	0	1	0	1	8	0	0	0	0	
Sheets,A	.167	5	18	1	3	0	0	0	0	0	0	0	0	6	0	0	1	0	
Unroe,T	.000	2	4	0	0	0	0	0	0	0	0	0	1	0	0	0	0	0	
Vaughn,M	.162	10	37	2	6	1	0	1	6	0	1	1	3	13	0	0	0	0	
Velarde,R	.429	2	7	1	3	0	0	0	0	0	0	0	1	2	0	1	0	0	
Walbeck,M	.313	6	16	3	5	0	0	1	3	0	1	0	2	3	0	0	2	0	
PITCHERS	.000	10	0	0	0	0	0	0	0	0	0	0	0	0	0	0	0	0	
<b>TOTALS</b>	<b>.253</b>	<b>10</b>	<b>336</b>	<b>45</b>	<b>85</b>	<b>10</b>	<b>2</b>	<b>12</b>	<b>41</b>	<b>3</b>	<b>5</b>	<b>3</b>	<b>22</b>	<b>66</b>	<b>5</b>	<b>2</b>	<b>8</b>	<b>8</b>	

PITCHER	ERA	W	L	G	GS	CG	SHO	SV	IP	AB	H	R	ER	HR	HB	BB	SO	WP	OPP	AVG
Alvarez,J	—	0	0	0	0	0	0	0	0.0	0	0	0	0	0	0	0	0	0	.000	
Belcher,T	6.17	0	0	2	2	0	0	0	11.2	48	14	9	8	3	1	4	3	2	.292	
Finley,C	2.74	2	1	3	3	1	0	0	23.0	87	21	7	7	2	0	5	25	3	.241	
Fyhrle,M	0.00	0	0	1	0	0	0	0	2.0	8	2	0	0	0	0	0	1	0	.250	
Hasegawa,S	5.40	0	1	3	0	0	0	0	3.1	13	6	2	2	0	0	0	1	0	.462	
Hill,K	1.74	0	0	2	2	0	0	0	10.1	37	11	2	2	0	3	4	6	1	.297	
Holtz,M	16.20	0	1	3	0	0	0	0	1.2	8	4	3	3	0	0	1	2	1	.500	
Levine,A	0.00	0	0	1	0	0	0	0	3.0	9	1	0	0	0	0	3	2	0	.111	
Magnante,M	1.80	1	0	3	0	0	0	0	5.0	18	3	1	1	1	0	2	2	0	.167	
Percival,T	2.08	1	0	4	0	0	0	2	41.0	15	2	1	1	1	0	0	5	0	.133	
Petkovsek,M	18.00	0	0	4	0	0	0	0	3.0	15	5	7	6	1	1	1	2	0	.333	
Pote,L	3.38	0	0	3	0	0	0	0	5.1	19	4	4	2	0	0	4	2	0	.211	
Sparks,S	4.15	1	1	2	2	0	0	0	13.0	47	11	6	6	1	0	5	6	0	.234	
Washburn,J	9.00	0	1	1	1	0	0	0	3.0	13	6	3	3	0	0	2	2	1	.462	
<b>TOTALS</b>	<b>4.16</b>	<b>5</b>	<b>5</b>	<b>10</b>	<b>10</b>	<b>1</b>	<b>0</b>	<b>2</b>	<b>88.2</b>	<b>337</b>	<b>90</b>	<b>45</b>	<b>41</b>	<b>9</b>	<b>5</b>	<b>31</b>	<b>59</b>	<b>8</b>	<b>.267</b>	

# Kansas City Royals



Tony Muser

## Club Directory

Kansas City Royals  
 Kauffman Stadium  
 P.O. Box 419969  
 Kansas City, MO 64141-6969  
 (816) 921-8000  
 Seating Capacity: 40,625  
 1999 Record:  
 64-97 - 4th in Central  
 Anaheim Hotel: Anaheim Hilton  
 Telephone: (714) 750-4321

Chairman of the Board/CEO .....David E. Glass  
 President .....Mike Herman  
 Executive Vice President and General Manager .....Spencer "Herk" Robinson  
 Vice President / Asst. General Manager - Baseball Operations .....Allard Baird  
 Assistant General Manager - Baseball Administration .....Muzzy Jackson  
 Director, Media Relations .....Steve Fink  
 Director, Team Travel .....David Witty  
 Field Manager .....Tony Muser  
 Named: July. 9, 1997, replacing Bob Boone  
 Equipment Manager .....Mike Burkhalter  
 Visiting Clubhouse Manager .....Chuck Hawke

## 1999 Recap

DATE	SITE	SCORE	WP	LP	HOME RUNS
4/23	Kansas City	4-2	Hasegawa	Montgomery	None
4/24	Kansas City	3-4	Santiago	Hasegawa	ANA: Salmon (2)
5/28	Anaheim	4-11	Appier	Finley	KC: Beltran, Dye ANA: Pritchett, Vaughn
5/29	Anaheim	4-3	Sparks	Fussell	ANA: Glaus, Greene
5/30	Anaheim	4-3	Olivares	Rosado	KC: Dye ANA: Erstad, Vaughn
8/2	Anaheim	4-12	Rosado	McDowell	KC: Dye, Febles, Randa
8/3	Anaheim	0-7	Suppan	Fyhrie	KC: Spehr
8/4	Anaheim	4-3	Hill	Witasick	None
9/14	Kansas City	8-6	Pote	Mormon	ANA: Edmonds, Luke, Salmon KC: Dye (2)
9/14	Kansas City	6-5	Hasegawa	Byrdak	ANA: Glaus, Vaughn KC: Quinn (2)
9/15	Kansas City	1-0	Finley	Carter	ANA: Erstad
9/16	Kansas City	1-7	Suppan	Ortiz	KC: Beltran, Mintz

## 2000 Schedule

DAY	DATE	SITE	TIME	DAY	DATE	SITE	TIME
Fri.	5/19	Anaheim	7:05 p.m.	Tue.	6/20	Anaheim	7:05 p.m.
Sat.	5/20	Anaheim	7:05 p.m.	Wed.	6/21	Anaheim	7:05 p.m.
Sun.	5/21	Anaheim	1:05 p.m.	Thu.	6/22	Anaheim	7:05 p.m.
Fri.	5/26	Kansas City	5:05 p.m.	Tue.	9/19	Kansas City	5:05 p.m.
Sat.	5/27	Kansas City	5:05 p.m.	Wed.	9/20	Kansas City	5:05 p.m.
Sun.	5/28	Kansas City	11:05 a.m.	Thu.	9/21	Kansas City	5:05 p.m.

## All-Time Series Results

(Angels Listed First)

Year	Home	Road	Totals	Year	Home	Road	Totals	Year	Home	Road	Totals
1969	5-4	4-5	9-9	1980	3-4	2-4	5-8	1991	5-1	4-3	9-4
1970	5-4	5-4	10-8	1981	0-3	0-3	0-6	1992	5-2	3-3	8-5
1971	2-7	6-3	8-10	1982	6-1	1-5	7-6	1993	3-3	3-4	6-7
1972	5-4	4-2	9-6	1983	2-4	4-3	6-7	1994	5-2	1-2	6-4
1973	5-4	5-4	10-8	1984	3-4	3-3	6-7	1995	1-5	4-2	5-7
1974	3-6	5-4	8-10	1985	2-4	2-5	4-9	1996	1-6	3-2	4-8
1975	1-8	3-6	4-14	1986	5-2	3-3	8-5	1997	3-3	3-2	6-5
1976	4-5	4-5	8-10	1987	1-5	4-3	5-8	1998	2-3	4-2	6-5
1977	1-6	5-3	6-9	1988	1-6	4-2	5-8	1999	3-3	4-2	7-5
1978	6-2	3-4	9-6	1989	3-3	1-6	4-9	<b>Totals</b>	<b>96-121</b>		<b>202-225</b>
1979	2-4	5-2	7-6	1990	3-4	4-2	7-6			<b>106-103</b>	

# Kansas City Royals

## Won-Lost Records At Stadiums

Anaheim Stadium:	91-116	.440	Municipal Stadium:	19-14	.576
Edison Field:	5-6	.455	Kauffman Stadium:	87-89	.494

Most Runs, Game: By Anaheim — 19 (19-8, July 28, 1973 at Kauffman Stadium)  
By Kansas City — 18 (18-3, Aug. 10, 1996 at Anaheim Stadium)

Widest Margin Victory: By Anaheim — 15 Runs (18-3, Sept. 18, 1986 at Anaheim Stadium)  
By Kansas City — 15 Runs (18-3, Aug. 10, 1996 at Anaheim Stadium)

Longest Winning Streak: By Anaheim — 9 (Oct. 4, 1991-Aug. 4, 1992; 1st game)  
By Kansas City — 12 (May 1-Sept. 12, 2nd Game, 1975)

Attendance High: At Edison Field: 37,217, Sept. 5, 1998  
At Anaheim Stadium: 63,132, July 4, 1983  
At Kauffman Stadium: 41,451, June 30, 1979

## Anaheim vs. Kansas City

BATTER	AVG	G	AB	R	H	2B	3B	HR	RBI	SH	SF	HP	BB	SO	SB	CS	GI	
																	DP	E
Anderson,G	.237	10	38	2	9	1	0	0	3	0	0	0	3	6	1	1	0	1
Davanon,J	.000	2	4	1	0	0	0	0	1	0	0	0	0	1	0	0	0	0
Decker,S	.000	3	5	0	0	0	0	0	0	0	0	0	1	0	0	0	1	0
Disarcina,G	.136	6	22	1	3	0	0	0	0	1	0	0	1	2	0	0	0	1
Durrington,T	.333	2	3	0	1	0	0	0	1	1	0	0	0	1	0	0	0	2
Edmonds,J	.250	7	24	4	6	1	0	1	2	0	0	0	3	4	1	1	0	0
Erstad,D	.178	11	45	5	8	0	0	2	3	0	0	0	3	8	0	1	0	1
Glaus,T	.231	11	39	5	9	2	0	2	5	0	0	0	4	10	0	0	0	2
Greene,T	.263	6	19	3	5	0	0	1	1	0	0	0	1	4	0	0	0	1
Hemphill,B	.000	1	2	1	0	0	0	0	0	0	0	0	1	0	0	0	0	0
Huson,J	.400	7	25	4	10	0	1	0	0	0	0	0	1	2	2	0	2	0
Luke,M	.400	2	5	1	2	0	0	1	2	0	0	0	0	1	0	0	0	0
Molina,B	.500	4	12	3	6	2	0	0	2	0	0	0	1	1	0	0	0	0
O'Brien,C	.000	1	3	0	0	0	0	0	0	0	0	0	0	0	0	0	0	0
Palmeiro,O	.182	5	11	1	2	1	0	0	3	0	1	0	1	2	0	0	0	0
Pritchett,C	.375	3	8	1	3	0	0	1	1	0	0	0	1	1	0	0	0	0
Salmon,T	.206	9	34	4	7	0	0	3	7	0	0	0	4	3	0	0	1	1
Sheets,A	.111	6	18	0	2	0	0	0	1	0	0	0	4	4	0	0	0	4
Unroe,T	.000	2	3	0	0	0	0	0	0	0	0	0	0	1	0	0	0	0
Vaughn,M	.214	11	42	4	9	0	0	3	5	0	0	0	1	8	0	0	3	0
Velarde,R	.474	5	19	2	9	0	0	0	2	0	0	0	2	2	1	1	0	0
Walbeck,M	.250	9	20	1	5	0	0	0	0	0	0	0	1	3	0	0	0	0
PITCHERS	.000	12	0	0	0	0	0	0	0	0	0	0	0	0	0	0	0	0
TOTALS	.239	12	401	43	96	7	1	14	39	2	1	0	33	64	5	4	8	13

PITCHER	ERA	W	L	G	GS	CG	SHO	SV	IP	AB	H	R	ER	HR	HB	BB	SO	WP	OPP
																			AVG
Belcher,T	22.50	0	0	1	1	0	0	0	2.0	14	8	5	5	1	0	2	1	0	.571
Finley,C	5.25	1	1	2	2	0	0	0	12.0	43	9	8	7	1	1	5	16	1	.209
Fyhrie,M	3.00	0	1	2	2	0	0	0	12.0	45	8	5	4	1	0	5	4	0	.178
Hasegawa,S	4.26	2	1	6	0	0	0	1	6.1	21	3	3	3	1	0	2	2	0	.143
Hill,K	2.57	1	0	2	2	0	0	0	14.0	48	9	5	4	0	0	7	10	1	.188
Holtz,M	6.75	0	0	3	0	0	0	0	1.1	7	3	1	1	0	0	1	0	0	.429
Levine,A	4.63	0	0	4	0	0	0	0	11.2	43	15	7	6	3	1	3	3	1	.349
Magnante,M	0.00	0	0	2	0	0	0	0	1.1	4	0	0	0	0	0	1	1	0	.000
McDowell,J	27.00	0	1	1	1	0	0	0	3.0	19	10	9	9	2	1	2	0	0	.526
Mintz,S	3.00	0	0	1	0	0	0	0	3.0	11	4	1	1	1	0	1	0	0	.364
Olivares,O	3.38	1	0	1	1	0	0	0	8.0	29	6	3	3	1	0	4	4	0	.207
Ortiz,R	15.00	0	1	1	1	0	0	0	3.0	13	6	5	5	1	0	4	4	0	.462
Percival,T	0.00	0	0	6	0	0	0	6	5.2	20	3	0	0	0	0	1	4	0	.150
Petkovsek,M	5.79	0	0	3	0	0	0	0	4.2	21	6	5	3	1	1	1	4	2	.286
Pote,L	2.25	1	0	2	0	0	0	0	4.0	14	4	1	1	0	0	1	3	0	.286
Sparks,S	1.93	1	0	2	2	0	0	0	14.0	54	0	5	3	0	0	8	7	2	.185
TOTALS	4.67	7	5	12	12	0	1	7	106.0	406	104	3	55	13	4	48	63	7	.256

# Minnesota Twins



Tom Kelly

## Club Directory

Minnesota Twins  
 Hubert H. Humphrey Metrodome  
 34 Kirby Puckett Place  
 Minneapolis, MN 55415  
 (612) 375-1366  
 Seating Capacity: 48,678  
 1999 Record  
 63-97 - 5th in Central  
 Anaheim Hotel: Doubletree  
 Telephone: (714) 634-4500

Owner .....	Carl R. Pohlad
President .....	Jerry Bell
Vice President/General Manager .....	Terry Ryan
Vice President/Assistant General Manager .....	Bill Smith
Executive Vice President, Baseball .....	Kirby Puckett
Manager, Media Relations .....	Sean Harlin
Traveling Secretary .....	Remzi Kiratli
Field Manager .....	Tom Kelly
Named: Sept. 12, 1986, replacing Ray Miller	
Equipment Manager .....	Jim Dunn
Visiting Clubhouse Manager .....	Troy Matchan

## 1999 Recap

DATE	SITE	SCORE	WP	LP	HOME RUNS
5/31	Anaheim	2-3	Hawkins	Hasegawa	ANA: Greene
6/1	Anaheim	5-1	Hill	Lincoln	MIN: Koskie ANA: Glaus, Velarde
6/2	Anaheim	2-1	Finley	Radke	ANA: Anderson
7/30	Anaheim	1-3	Radke	Hill	None
7/31	Anaheim	0-8	Milton	Finley	MIN: Hunter
8/1	Anaheim	2-1	Sparks	Mays	ANA: Erstad
9/10	Minnesota	4-2	Finley	Radke	ANA: Vaughn
9/11	Minnesota	0-7	Milton	Ortiz	MIN: Hocking
9/12	Minnesota	6-3	Washburn	Mays	ANA: Glaus, Vaughn MIN: Cordova
9/13	Minnesota	6-5	Magnante	Hawkins	ANA: Vaughn

## 2000 Schedule

DAY	DATE	SITE	TIME	DAY	DATE	SITE	TIME
Tue.	5/23	Minnesota	5:05 p.m.	Fri.	9/15	Minnesota	5:05 p.m.
Wed.	5/24	Minnesota	5:05 p.m.	Sat.	9/16	Minnesota	4:05 p.m.
Thu.	5/25	Minnesota	10:05 a.m.	Sun.	9/17	Minnesota	11:05 a.m.
Fri.	6/23	Anaheim	7:05 p.m.				
Sat.	6/24	Anaheim	7:05 p.m.				
Sun.	6/25	Anaheim	5:05 p.m.				
Mon	6/26	Anaheim	1:05 p.m.				

## All-Time Series Results

(Angels Listed First)

Year	Home	Road	Totals	Year	Home	Road	Totals	Year	Home	Road	Totals	
1961	5-4	3-5	8-9	1974	6-3	2-7	8-10	1987	4-2	4-3	8-5	
1962	3-6	6-3	9-9	1975	4-5	4-5	8-10	1988	2-5	2-4	4-9	
1963	4-5	5-4	9-9	1976	3-6	5-4	8-10	1989	5-1	6-1	11-2	
1964	5-4	7-2	12-6	1977	5-2	2-6	7-8	1990	6-1	3-3	9-4	
1965	5-4	4-5	9-9	1978	6-2	6-1	12-3	1991	3-3	5-2	8-5	
1966	6-3	5-4	11-7	1979	4-2	5-2	9-4	1992	1-6	1-5	2-11	
1967	3-6	4-5	7-11	1980	5-2	2-4	7-6	1993	3-3	1-6	4-9	
1968	3-6	4-5	7-11	1981	1-1	2-2	3-3	1994	1-2	2-1	3-3	
1969	4-5	3-6	7-11	1982	4-3	3-3	7-6	1995	4-2	4-3	8-5	
1970	3-6	5-4	8-10	1983	1-5	5-2	6-7	1996	3-3	1-5	4-8	
1971	4-5	8-1	12-6	1984	2-5	2-4	4-9	1997	2-3	2-4	4-7	
1972	5-4	2-4	7-8	1985	4-2	5-2	9-4	1998	2-3	4-2	6-5	
1973	5-4	5-4	10-8	1986	4-3	3-3	7-6	1999	3-3	3-1	6-4	
									<b>Totals</b>	<b>143-140</b>		<b>288-277</b>
												<b>145-137</b>

# Minnesota Twins

## Won-Lost Records At Stadiums

Wrigley Field:	5-4	.556	Metropolitan Stadium:	93-86	.520
Dodger Stadium:	17-19	.472	The Metrodome:	52-51	.505
Anaheim Stadium	116-111	.511			
Edison Field	5-6	.455			

Most Runs, Game:	By Anaheim — 17 (17-0, April 23, 1980 at Metropolitan Stadium) By Minnesota — 15 (15-5, May 15, 1976 at Anaheim Stadium)
Widest Margin Victory:	By Anaheim — 17 Runs (17-0, April 23, 1980 at Metropolitan Stadium) By Minnesota — 12 Runs (13-1, April 20, 1990 at The Metrodome)
Longest Winning Streak:	By Anaheim — 8 (July 12-Sept. 26, 1964 and April 12-Aug. 4, 1978) By Minnesota — 9 (Aug. 10, 1966-May 21, 1967)
Attendance High:	At Edison Field: 38,319, July 30, 1999 At Anaheim Stadium: 61,640, April 17, 1982 At The Metrodome: 52,625, Oct. 1, 1988

## Anaheim vs. Minnesota

BATTER	AVG	G	AB	R	H	2B	3B	HR	RBI	SH	SF	HP	BB	SO	SB	CS	DP	E	GI
Anderson,G	.265	9	34	2	9	3	0	1	4	0	0	0	0	2	0	0	2	0	
Davanon,J	.000	1	3	0	0	0	0	0	0	0	0	0	1	3	0	1	0	0	
Decker,S	.125	4	8	0	1	0	0	0	0	0	0	0	1	2	0	0	0	0	
Disarcina,G	.182	6	22	1	4	0	0	0	0	1	0	0	0	2	0	0	0	1	
Durrington,T	.000	2	3	0	0	0	0	0	0	0	0	0	0	1	0	0	0	0	
Edmonds,J	.167	3	12	4	2	2	0	0	1	0	0	0	2	5	0	0	0	0	
Erstad,D	.237	9	38	5	9	1	1	1	1	0	0	0	1	6	1	0	2	0	
Glaus,T	.424	10	33	6	14	4	0	2	4	0	0	0	2	4	0	0	0	1	
Greene,T	.235	6	17	1	4	2	0	1	4	0	0	0	1	4	0	1	0	0	
Hemphill,B	.000	1	3	0	0	0	0	0	0	0	0	0	0	0	0	0	0	1	
Huson,J	.056	7	18	0	1	0	0	0	0	0	0	0	1	1	0	0	1	0	
Luke,M	.000	1	3	0	0	0	0	0	0	0	0	0	0	3	0	0	0	0	
Molina,B	.364	3	11	0	4	0	0	0	0	0	0	0	1	1	0	0	1	0	
O'Brien,C	.250	3	4	0	1	0	0	0	0	0	0	0	0	1	0	0	0	1	
Palmeiro,O	.200	6	10	0	2	0	0	0	1	0	0	0	2	3	1	0	0	0	
Pritchett,C	.000	3	6	0	0	0	0	0	0	0	0	0	0	2	0	0	0	0	
Salmon,T	.250	6	20	3	5	3	0	0	0	0	0	0	4	3	0	0	0	0	
Sheets,A	.143	5	14	0	2	1	0	0	1	0	1	0	0	4	0	0	0	0	
Vaughn,M	.294	9	34	4	10	1	0	3	9	0	1	0	0	8	0	0	0	0	
Velarde,R	.417	3	12	2	5	0	0	1	2	1	0	0	0	3	1	0	0	0	
Walbeck,M	.154	4	13	0	2	1	0	0	0	0	0	0	0	1	0	1	2	0	
PITCHERS	.000	10	0	0	0	0	0	0	0	0	0	0	0	0	0	0	0	0	
<b>TOTALS</b>	<b>.236</b>	<b>10</b>	<b>318</b>	<b>28</b>	<b>75</b>	<b>18</b>	<b>1</b>	<b>9</b>	<b>27</b>	<b>2</b>	<b>2</b>	<b>0</b>	<b>16</b>	<b>59</b>	<b>3</b>	<b>3</b>	<b>8</b>	<b>4</b>	

PITCHER	ERA	W	L	G	GS	CG	SHO	SV	IP	AB	H	R	ER	HR	HB	BB	SO	WP	OPP
																			AVG
Alvarez,J	0.00	0	0	1	0	0	0	0	0.2	1	0	0	0	0	0	1	1	0	.000
Belcher,T	2.57	0	0	1	1	0	0	0	7.0	24	6	2	2	0	1	4	3	0	.250
Cooper,B	9.00	0	0	1	1	0	0	0	4.0	18	7	4	4	0	0	3	1	0	.389
Finley,C	3.38	2	1	3	3	0	0	0	21.1	75	16	8	8	1	0	5	17	1	.213
Fyhrie,M	0.00	0	0	1	0	0	0	0	0.1	3	2	1	0	0	0	0	0	0	.667
Hasegawa,S	10.80	0	1	4	0	0	0	1	3.1	14	6	5	4	1	0	1	4	0	.429
Hill,K	1.76	1	1	3	2	0	0	0	15.1	53	12	3	3	1	0	10	9	0	.226
Holtz,M	10.80	0	0	2	0	0	0	0	1.2	6	2	2	2	0	0	1	1	1	.333
Levine,A	0.00	0	0	2	0	0	0	0	3.2	10	0	0	0	0	1	0	2	0	.000
Magnante,M	0.00	1	0	2	0	0	0	0	3.2	12	3	0	0	0	1	2	0	0	.250
Mintz,S	9.00	0	0	1	0	0	0	0	1.0	5	2	1	1	0	0	1	1	0	.400
Ortiz,R	12.46	0	1	1	1	0	0	0	4.1	19	7	6	6	1	1	1	3	0	.368
Percival,T	0.00	0	0	4	0	0	0	3	4.0	12	0	0	0	0	0	3	3	0	.000
Petkovsek,M	0.00	0	0	4	0	0	0	0	2.1	7	1	0	0	0	0	0	1	0	.143
Pote,L	0.00	0	0	1	0	0	0	0	0.1	1	0	0	0	0	0	0	0	0	.000
Sparks,S	0.00	1	0	1	1	0	0	0	8.0	25	2	1	0	0	1	3	3	0	.080
Washburn,J	1.13	1	0	1	1	0	0	0	8.0	27	3	1	1	0	0	7	0	0	.111
<b>TOTALS</b>	<b>3.13</b>	<b>6</b>	<b>4</b>	<b>10</b>	<b>10</b>	<b>0</b>	<b>0</b>	<b>4</b>	<b>89.0</b>	<b>312</b>	<b>69</b>	<b>34</b>	<b>31</b>	<b>4</b>	<b>4</b>	<b>34</b>	<b>58</b>	<b>2</b>	<b>.221</b>

# New York Yankees



Joe Torre

## Club Directory

New York Yankees  
 Yankee Stadium  
 Bronx, NY 10451  
 (718) 293-4300  
 Seating Capacity: 57,746  
 1999 Record:  
 98-64 - 1st in East  
 Anaheim Hotel: Anaheim Hilton  
 Telephone: (714) 750-4321

Principal Owner.....George M. Steinbrenner III  
 General Partners.....Harold Z. Steinbrenner and Stephen W. Swindal  
 Vice President & General Manager.....Brian Cashman  
 Director, Media Relations.....Richard Cerrone  
 Traveling Secretary.....David Szen  
 Field Manager.....Joe Torre  
 Named: Nov. 2, 1995, replacing Buck Showalter  
 Equipment Manager.....Rob Cuccuza  
 Assistant Equipment Manager.....Lou Cuccuza

## 1999 Recap

DATE	SITE	SCORE	WP	LP	HOME RUNS
5/11	New York	9-7	Petkovsek	Mendoza	ANA: Anderson, Vaughn NY: Jeter, Spencer
5/12	New York	1-0	Finley	Cone	None
5/13	New York	2-0	Olivares	Irabu	ANA: Vaughn
6/18	New York	1-4	Pettitte	Finley	ANA: Glaus
6/19	New York	2-6	Irabu	Olivares	ANA: Greene NY: Williams
6/20	New York	4-2	Belcher	Cone	ANA: Luke NY: Williams
9/3	Anaheim	8-2	Belcher	Pettitte	NY: Martinez, Posada ANA: Vaughn
9/4	Anaheim	6-9	Watson	Alvarez	NY: Martinez
9/5	Anaheim	3-8	Yarnall	Fyhrie	NY: Jeter, Strawberry
9/6	Anaheim	5-3	Washburn	Clemens	NY: Davis, Spencer ANA: Edmonds, Glaus

## 2000 Schedule

DAY	DATE	SITE	TIME	DAY	DATE	SITE	TIME
Mon.	4/3	Anaheim	7:35 p.m.	Thu.	8/17	New York	4:05 p.m.
Tue.	4/4	Anaheim	7:05 p.m.	Fri.	8/18	New York	4:05 p.m.
Wed.	4/5	Anaheim	7:05 p.m.	Sat.	8/19	New York	10:05 a.m.
Fri.	8/11	Anaheim	7:05 p.m.	Sun.	8/20	New York	10:05 a.m.
Sat.	8/12	Anaheim	7:05 p.m.				
Sun.	8/13	Anaheim	5:05 p.m.				

## All-Time Series Results

(Angels Listed First)

Year	Home	Road	Totals	Year	Home	Road	Totals	Year	Home	Road	Totals	
1961	6-3	0-9	6-12	1974	2-4	1-5	3-9	1987	1-5	2-4	3-9	
1962	4-5	4-5	8-10	1975	4-2	3-3	7-5	1988	3-3	3-3	6-6	
1963	3-6	2-7	5-13	1976	1-5	4-2	5-7	1989	5-1	1-5	6-6	
1964	4-5	3-6	7-11	1977	3-3	1-4	4-7	1990	3-3	3-3	6-6	
1965	4-5	2-7	6-12	1978	3-2	2-3	5-5	1991	2-4	4-2	6-6	
1966	5-4	6-3	11-7	1979	5-1	2-4	7-5	1992	5-1	2-4	7-5	
1967	6-3	3-6	9-9	1980	2-4	0-6	2-10	1993	4-2	2-4	6-6	
1968	3-6	3-6	6-12	1981	2-2	0-0	2-2	1994	1-5	3-3	4-8	
1969	3-3	0-6	3-9	1982	4-2	3-3	7-5	1995	5-1	2-4	7-5	
1970	2-4	3-3	5-7	1983	4-2	1-5	5-7	1996	4-3	3-3	7-6	
1971	4-2	2-4	6-6	1984	4-2	4-2	8-4	1997	2-5	2-2	4-7	
1972	2-4	2-4	4-8	1985	2-4	1-5	3-9	1998	3-2	3-3	6-5	
1973	4-2	2-4	6-6	1986	4-2	3-3	7-5	1999	2-2	4-2	6-4	
									<b>Totals</b>	<b>130-124</b>		<b>221-281</b>
											<b>91-157</b>	

# New York Yankees

## Won-Lost Records At Stadiums

Wrigley Field:	6-3	.667	Old Yankee Stadium:	32-70	.314
Dodger Stadium:	15-21	.417	Shea Stadium:	4-8	.333
Anaheim Stadium:	104-96	.520	New Yankee Stadium:	55-79	.410
Edison Field:	5-4	.556			

Most Runs, Game: By Anaheim - 15 (15-6, Aug. 16, 1988 at Yankee Stadium & 15-2, May 25, 1995 at Anaheim Stadium)  
By New York - 17 (6-17, Aug. 20, 1996 at Yankee Stadium)

Widest Margin Victory: By Anaheim - 13 Runs (15-2, May 25, 1995 at Anaheim Stadium)  
By New York - 12 Runs (15-3, Aug. 14, 1977 at Yankee Stadium)

Longest Winning Streak: By Anaheim - 5 (Aug. 4-31, 1966, May 18-29, 1984 & May 23-June 3, 1995)  
By New York - 6 (Aug. 9, 1963 - May 22, 1964 & Sept. 12, 1967 - June 7, 1968)

Attendance High: At Edison Field: 43,311, Apr. 1, 1998  
At Anaheim Stadium: 61,066, May 17, 1985  
At Yankee Stadium: 60,108, June 3, 1973

## Anaheim vs. New York

BATTER	AVG	G	AB	R	H	2B	3B	HR	RBI	SH	SF	HP	BB	SO	SB	CS	DP	E
Anderson,G	.475	10	40	6	19	3	0	1	4	0	0	0	2	4	0	0	1	2
Decker,S	.000	2	3	0	0	0	0	0	0	0	0	0	2	1	0	0	0	0
Disarcina,G	.400	3	10	0	4	1	1	0	3	0	0	0	0	1	0	0	0	0
Durrington,T	.111	3	9	1	1	0	0	0	0	0	0	0	0	2	0	0	0	0
Edmonds,J	.182	3	11	2	2	0	0	1	2	0	0	0	3	4	0	1	0	0
Erstad,D	.195	10	41	4	8	1	0	0	2	0	0	0	4	10	3	0	0	0
Glaus,T	.206	9	34	5	7	1	0	2	5	0	0	0	4	9	1	0	3	1
Greene,T	.304	6	23	4	7	2	0	1	3	0	1	1	1	2	0	1	0	0
Huson,J	.231	7	13	4	3	0	0	0	2	1	0	0	3	0	3	1	0	2
Luke,M	.400	3	5	1	2	0	0	1	2	0	0	0	0	2	0	0	0	0
Molina,B	.000	3	6	0	0	0	0	0	0	0	0	1	2	1	0	0	1	0
O'Brien,C	.000	1	4	0	0	0	0	0	0	0	0	0	0	2	0	0	0	0
Palmeiro,O	.125	7	16	3	2	0	0	0	0	0	0	0	3	1	0	0	0	0
Salmon,T	.273	4	11	4	3	0	0	0	2	0	0	0	3	4	1	0	0	0
Sheets,A	.273	6	11	1	3	1	0	0	2	0	1	0	2	3	0	0	0	0
Silvestri,D	.000	1	4	0	0	0	0	0	0	0	0	0	0	1	0	0	0	0
Unroe,T	.222	3	9	0	2	0	0	0	1	0	0	0	0	3	0	0	0	0
Vaughn,M	.270	10	37	5	10	2	0	3	9	0	0	1	5	9	0	0	0	0
Velarde,R	.053	5	19	0	1	0	0	0	0	0	0	0	2	2	0	0	0	1
Walbeck,M	.214	6	14	1	3	1	0	0	0	0	0	0	2	2	0	1	0	1
Williams,R	.091	4	11	0	1	0	0	0	0	0	0	0	0	6	0	0	0	0
PITCHERS	.000	10	0	0	0	0	0	0	0	0	0	0	0	0	0	0	0	0
TOTALS	.236	10	331	41	78	12	1	9	37	1	2	3	38	69	8	4	5	7

PITCHER	ERA	W	L	G	GS	CG	SHO	SV	IP	AB	H	R	ER	HR	HB	BB	SO	WP	OPP
Alvarez,J	6.75	0	1	2	0	0	0	0	1.1	4	0	1	1	0	0	1	1	0	.000
Belcher,T	2.03	2	0	2	2	0	0	0	13.1	48	13	3	3	3	0	2	7	0	.271
Finley,C	1.20	1	1	2	2	0	0	0	15.0	53	9	3	2	0	1	4	18	2	.170
Fytrina,M	12.00	0	1	1	1	0	0	0	3.0	15	6	4	4	1	0	3	2	0	.400
Hasegawa,S	3.00	0	0	4	0	0	0	0	3.0	10	2	1	1	0	0	3	0	0	.200
Hill,K	0.00	0	0	1	0	0	0	0	2.0	8	2	0	0	0	0	1	1	0	.250
Levine,A	4.50	0	0	3	0	0	0	0	4.0	15	3	2	2	2	0	0	3	0	.200
Magnante,M	1.50	0	0	5	0	0	0	0	6.0	20	5	1	1	0	0	1	4	0	.250
Olivares,O	3.09	1	1	2	2	0	0	0	11.2	50	15	5	4	0	0	8	3	1	.300
Ortiz,R	13.50	0	0	1	1	0	0	0	4.0	17	6	6	6	1	1	3	3	0	.353
Percival,T	5.06	0	0	6	0	0	0	0	5	19	4	3	3	2	0	1	5	9	.211
Petkovsek,M	2.25	1	0	2	0	0	0	0	4.0	14	2	1	1	1	0	1	2	0	.143
Pote,L	0.00	0	0	1	0	0	0	0	2.0	6	0	0	0	0	0	0	0	0	.000
Schoeneweis,S	0.00	0	0	2	0	0	0	0	1.0	5	2	0	0	0	0	1	0	0	.400
Sparks,S	15.43	0	0	2	1	0	0	0	4.2	20	7	8	8	1	1	6	4	0	.350
Washburn,J	3.52	1	0	1	1	0	0	0	7.2	27	5	3	3	2	0	2	3	1	.185
TOTALS	3.99	6	4	10	10	0	2	5	88.0	331	81	41	39	11	4	41	60	5	.245

# Oakland Athletics



Art Howe

## Club Directory

Oakland Athletics Baseball Company  
 7677 Oakport Street  
 Oakland, CA 94621  
 (510) 638-4900  
 Seating Capacity: 43,662  
 1999 Record:  
 87-75 - 2nd in West  
 Anaheim Hotel: Doubletree  
 Telephone: (714) 634-4500

President .....	Michael Crowley
General Manager .....	Billy Beane
Director of Public Relations .....	Jim Young
Director, Team Travel.....	Mickey Morabito
Field Manager .....	Art Howe
Named: Nov. 16, 1995, replacing Tony LaRussa	
Equipment Manager .....	Steve Vucinich
Visiting Clubhouse Manager .....	Mike Thalblum

## 1999 Recap

DATE	SITE	SCORE	WP	LP	HOME RUNS
4/13	Oakland	2-3	Oquist	Sparks	None
4/14	Oakland	5-6	Matthews	Finley	None
4/15	Oakland	12-1	Olivares	Heredia	ANA: Greene, Salmon (2) OAK: Giambi
6/25	Anaheim	4-3	Percival	Jones	OAK: Giambi, Jaha
6/26	Anaheim	5-4	Magnante	Rigby	OAK: Giambi, Grieve
6/27	Anaheim	4-3	Sparks	Rogers	OAK: Stairs
7/2	Oakland	10-6	Petkovsek	Harville	None
7/3	Oakland	7-9	Heredia	Finley	OAK: Jaha
7/4	Oakland	5-2	Olivares	Oquist	ANA: Glaus
9/28	Anaheim	3-9	Hudson	Washburn	OAK: Giambi, McDonald ANA: Vaughn
9/29	Anaheim	7-4	Hasegawa	Mathews	OAK: Grieve ANA: Edmonds, Vaughn
9/30	Anaheim	5-4	Petkovsek	Isringhausen	ANA: Anderson

## 2000 Schedule

DAY	DATE	SITE	TIME	DAY	DATE	SITE	TIME
Mon.	5/8	Anaheim	7:05 p.m.	Fri.	7/21	Oakland	7:05 p.m.
Tue.	5/9	Anaheim	7:05 p.m.	Sat.	7/22	Oakland	1:05 p.m.
Wed.	5/10	Anaheim	7:05 p.m.	Sun.	7/23	Oakland	1:05 p.m.
Fri.	6/30	Anaheim	7:05 p.m.	Mon.	9/25	Oakland	7:05 p.m.
Sat.	7/1	Anaheim	7:05 p.m.	Tues.	9/26	Oakland	7:05 p.m.
Sun.	7/2	Anaheim	5:05 p.m.	Wed.	9/27	Oakland	12:35 p.m.
				Thu.	9/28	Oakland	12:35 p.m.

## All-Time Series Results

(Angels Listed First)

Year	Home	Road	Totals	Year	Home	Road	Totals	Year	Home	Road	Totals
1968	3-6	2-7	5-13	1979	5-2	5-1	10-3	1990	1-5	3-4	4-9
1969	4-5	2-7	6-12	1980	2-4	1-6	3-10	1991	1-6	0-6	1-12
1970	4-5	4-5	8-10	1981	0-4	2-4	2-8	1992	3-3	2-5	5-8
1971	2-7	5-4	7-11	1982	5-1	4-3	9-4	1993	4-3	2-4	6-7
1972	4-5	4-5	8-10	1983	3-4	2-4	5-8	1994	3-3	0-3	3-6
1973	2-7	4-5	6-12	1984	2-4	5-2	7-6	1995	5-2	1-5	6-7
1974	4-5	2-7	6-12	1985	4-3	2-4	6-7	1996	2-4	4-3	6-7
1975	4-5	3-6	7-11	1986	5-1	5-2	10-3	1997	5-1	6-0	11-1
1976	3-6	3-6	6-12	1987	2-5	4-2	6-7	1998	3-3	2-4	5-7
1977	4-4	1-6	5-10	1988	3-3	1-6	4-9	1999	5-1	3-3	8-4
1978	4-3	5-3	9-6	1989	3-4	2-4	5-8	<b>Totals</b>	<b>104-124</b>		<b>195-260</b>

91-136

# Oakland Athletics

## Won-Lost Records At Stadiums

Anaheim Stadium: 96-120 .444      Oakland Coliseum: 89-131 .405  
 Edison Field: 8-4 .667

Most Runs, Game: By Anaheim — 17 (17-6, July 4, 1979 at Anaheim Stadium)  
 By Oakland — 18 (18-2, June 27, 1996 at Anaheim Stadium)

Widest Margin Victory: By Anaheim — 12 Runs (13-1, April 21, 1979 & July 28, 1982 at Anaheim Stadium)  
 By Oakland — 16 Runs (18-2, June 27, 1996 at Anaheim Stadium)

Longest Winning Streak: By Anaheim — 12 (Sept. 18, 1996-Sept. 17, 1997)  
 By Oakland — 10 (May 26-Sept. 3, 1974 & April 26, 1991-April 20, 1992)

Attendance High: At Edison Field: 43,571, July 4, 1998  
 At Anaheim Stadium: 61,696, Aug. 11, 1989  
 At Oakland Coliseum: 48,348, April 6, 1982

## Anaheim vs. Oakland

BATTER	AVG	G	AB	R	H	2B	3B	HR	RBI	SH	SF	HP	BB	SO	SB	CS	GI		
																	DP	E	
Anderson,G	.417	12	48	9	20	4	0	1	7	0	0	0	5	1	0	1	4	0	
Decker,S	.250	3	8	1	2	1	0	0	1	0	0	0	3	1	0	0	1	0	
Disarcina,G	.423	8	26	7	11	4	0	0	5	0	0	0	4	1	0	0	0	2	
Edmonds,J	.250	3	12	3	3	2	0	1	2	0	0	0	1	2	0	0	1	0	
Erstad,D	.400	12	50	10	20	2	2	0	5	0	0	1	3	9	0	1	0	0	
Glaus,T	.256	12	43	6	11	5	0	1	8	0	0	1	7	13	0	0	1	1	
Greene,T	.182	9	33	4	6	1	0	1	6	0	0	0	1	4	0	0	0	0	
Hemphill,B	.167	2	6	1	1	0	0	0	1	1	1	0	0	0	0	0	0	0	
Huson,J	.333	8	21	3	7	0	0	0	2	0	0	0	2	2	1	0	0	0	
Luke,M	.000	3	2	0	0	0	0	0	0	0	0	0	0	0	0	0	0	0	
O'Brien,C	.000	1	2	0	0	0	0	0	0	1	0	0	0	0	0	0	0	0	
Palmeiro,O	.429	8	21	6	9	3	0	0	3	1	0	0	3	4	0	1	0	0	
Pritchett,C	1.000	1	1	0	1	0	0	0	0	0	0	0	0	0	0	0	0	0	
Salmon,T	.211	6	19	6	4	1	0	2	6	0	0	0	8	5	0	0	1	0	
Sheets,A	.188	5	16	2	3	1	0	0	1	0	0	0	0	3	0	0	0	2	
Unroe,T	.333	1	3	1	1	0	0	0	0	0	0	0	0	1	0	0	0	0	
Vaughn,M	.359	9	39	3	14	0	0	2	10	0	0	0	2	5	0	0	1	0	
Velarde,R	.371	9	35	7	13	0	0	0	5	1	0	2	2	3	0	0	3	0	
Walbeck,M	.167	8	24	0	4	0	0	0	1	1	0	1	1	4	0	0	0	0	
Williams,R	.091	5	11	0	1	0	0	0	1	0	1	0	1	5	0	0	0	1	
PITCHERS	.000	12	0	0	0	0	0	0	0	0	0	0	0	0	0	0	0	0	
TOTALS	.312	12	420	69	131	24	2	8	64	5	2	5	43	63	1	3	12	6	

PITCHER	ERA	W	L	G	GS	CG	SHO	SV	IP	AB	H	R	ER	HR	HB	BB	SO	WP	OPP
																			AVG
Belcher,T	9.00	0	0	1	1	0	0	0	4.2	15	5	4	4	2	0	5	0	0	.333
Cooper,B	7.71	0	0	1	1	0	0	0	4.2	17	3	4	4	1	1	4	3	0	.176
Finley,C	8.64	0	2	3	3	0	0	0	16.2	73	24	18	16	1	1	11	17	1	.329
Fytrie,M	4.50	0	0	1	0	0	0	0	2.0	9	3	1	1	1	0	2	1	0	.333
Hasegawa,S	0.00	1	0	4	0	0	0	0	2.1	6	0	0	0	0	0	2	3	0	.000
Levine,A	4.76	0	0	3	0	0	0	0	5.2	19	7	3	3	0	0	6	1	0	.368
Magnante,M	1.08	1	0	4	0	0	0	0	8.1	26	3	1	1	0	0	2	4	0	.115
Olivares,O	1.96	2	0	3	3	1	0	0	23.0	78	17	5	5	2	0	6	9	1	.218
Percival,T	1.80	1	0	5	0	0	0	2	5.0	17	3	1	1	0	0	1	6	0	.176
Petkovsek,M	1.42	2	0	5	0	0	0	0	6.1	23	7	1	1	0	0	0	5	0	.304
Pote,L	0.00	0	0	2	0	0	0	2	2.0	6	1	0	0	0	0	0	1	0	.167
Schoeneweis,S	3.86	0	0	3	0	0	0	0	4.2	16	3	2	2	1	0	0	3	0	.188
Sparks,S	4.02	1	1	3	3	0	0	0	15.2	65	18	10	7	1	0	13	11	2	.277
Washburn,J	7.71	0	1	2	1	0	0	0	4.2	18	6	4	4	1	0	5	1	0	.333
TOTALS	4.20	8	4	12	12	1	0	4	105.0	388	100	54	49	10	2	57	65	4	.258

# Seattle Mariners



Lou Pinella

## Club Directory

Seattle Mariners  
 SAFECO Field  
 P.O. Box 4100  
 Seattle, WA 98104  
 (206) 346-4000  
 Seating Capacity: 47,116  
 1999 Record:  
 79-83 - 3rd in West  
 Anaheim Hotel: Doubletree  
 Telephone: (714) 634-4500

Chairman & Chief Executive Officer .....	Howard Lincoln
President & Chief Operating Officer .....	Chuck Armstrong
Vice President, Baseball Operations .....	Pat Gillick
Vice President, Baseball Administration .....	Lee Pelekoudas
Director, Baseball Information .....	Tim Hevly
Traveling Secretary .....	Ron Spelley
Manager .....	Lou Pinella
Named: Nov. 9, 1992 replacing Bill Plummer	
Equipment Manager .....	Scott Gilbert
Visiting Clubhouse Manager .....	Henry Genzale

## 1999 Recap

DATE	SITE	SCORE	WP	LP	HOME RUNS
4/16	Anaheim	9-5	Belcher	Moyer	SEA: Davis, Mabry ANA: Greene, Sheets
4/17	Anaheim	3-4 (10)	Paniagua	Percival	SEA: Griffey, Segui ANA: Greene
4/18	Anaheim	5-8	Cloude	Sparks	SEA: Buhner, Cedeno, Huskey ANA: Glas, Walbeck
6/22	Seattle	4-2	Petkovsek	Garcia	ANA: Luke
6/23	Seattle	3-8	Halama	Hill	ANA: Erstad
6/24	Seattle	12-7	Schoeneweis	Mesa	ANA: Vaughn (2), Velarde SEA: Rodriguez
7/5	Anaheim	0-10	Fassero	Hasegawa	SEA: Davis, Griffey, Martinez (2), Mabry, Rodriguez (2)
7/6	Anaheim	8-2	Petkovsek	Rodriguez	SEA: Rodriguez ANA: Vaughn
7/7	Anaheim	10-3	Sparks	Moyer	SEA: Huskey, Rodriguez
9/24	Seattle	3-5 (10)	Mesa	Percival	ANA: Erstad, Vaughn SEA: Lampkin
9/25	Seattle	7-3	Finley	Moyer	SEA: Martinez
9/26	Seattle	2-3	Davey	Hasegawa	SEA: Ibanez

## 2000 Schedule

DAY	DATE	SITE	TIME	DAY	DATE	SITE	TIME
Fri.	5/5	Seattle	7:05 p.m.	Mon.	7/3	Anaheim	7:05 p.m.
Sat.	5/6	Seattle	1:05 p.m.	Tue.	7/4	Anaheim	7:05 p.m.
Sun.	5/7	Seattle	1:35 p.m.	Wed.	7/5	Anaheim	7:05 p.m.
Tue.	6/27	Seattle	7:05 p.m.	Thu.	7/6	Anaheim	7:05 p.m.
Wed.	6/28	Seattle	7:05 p.m.	Fri.	9/29	Anaheim	7:05 p.m.
Thu.	6/29	Seattle	1:05 p.m.	Sat.	9/30	Anaheim	7:05 p.m.
				Sun.	10/1	Anaheim	1:05 p.m.

## All-Time Series Results

(Angels Listed First)

Year	Home	Road	Totals	Year	Home	Road	Totals	Year	Home	Road	Totals
1977	3-4	6-2	9-6	1985	3-1	6-3	9-4	1993	3-3	3-4	6-7
1978	5-3	4-3	9-6	1986	6-1	2-4	8-5	1994	1-5	1-2	2-7
1979	3-3	4-3	7-6	1987	4-2	3-4	7-6	1995	4-2	3-4	7-6
1980	6-1	5-1	11-2	1988	2-5	4-2	6-7	1996	4-3	1-5	5-8
1981	2-1	4-3	6-4	1989	3-3	4-3	7-6	1997	4-2	2-4	6-6
1982	6-1	4-2	10-3	1990	4-3	1-5	5-8	1998	5-1	4-2	9-3
1983	4-2	2-5	6-7	1991	1-5	5-2	6-7	1999	3-3	3-3	6-6
1984	5-2	4-2	9-4	1992	3-4	4-2	7-6	<b>Totals</b>	<b>84-60</b>		<b>160-130</b>

79-70

# Seattle Mariners

## Won-Lost Records At Stadiums

Anaheim Stadium:	76-56	.578	The Kingdome:	78-68	.534
Edison Field:	8-4	.667	SAFECO Field:	1-2	.333

Most Runs, Game: By Anaheim — 18 (18-3, May 21, 1997 at Anaheim Stadium)  
By Seattle — 15 (15-3, July 18, 1996 at Anaheim Stadium & 15-4, Aug. 6, 1987 at The Kingdome)

Widest Margin Victory: By Anaheim — 15 Runs (18-3, May 21, 1997 at Anaheim Stadium)  
By Seattle — 14 Runs (14-0, Aug. 7, 1987 at The Kingdome)

Longest Winning Streak: By Anaheim — 8 (May 4, 1980-April 9, 1981)  
By Seattle — 5 (May 18-Aug. 6, 1983, May 3-July 28, 1990 & Oct. 2, 1995-July 12, 1996)

Attendance High: At Edison Field: 43,752, April 17, 1999  
At Anaheim Stadium: 59,860, April 21, 1985  
At Safeco Field: 44,485, Sept. 26, 1999  
At The Kingdome: 57,762, April 6, 1977

## Anaheim vs. Seattle

BATTER	AVG	G	AB	R	H	2B	3B	HR	RBI	SH	SF	HP	BB	SO	SB	CS	DP	E
Anderson,G	.277	12	47	7	13	5	0	0	3	0	1	0	4	10	0	0	1	0
Decker,S	.071	4	14	0	1	0	0	0	1	1	1	0	0	3	0	0	1	0
Disarcina,G	.214	9	28	5	6	1	0	0	4	2	0	0	0	6	0	0	0	1
Durrington,T	.000	2	4	1	0	0	0	0	0	1	0	0	1	2	0	0	0	0
Edmonds,J	.000	3	13	0	0	0	0	0	0	0	0	0	0	3	0	0	1	0
Erstad,D	.271	12	48	10	13	2	0	2	15	0	1	0	7	7	0	0	3	0
Glaus,T	.220	12	41	6	9	3	0	1	4	0	0	3	7	9	0	1	1	1
Greene,T	.136	7	22	3	3	1	0	2	6	0	0	1	1	8	0	0	1	0
Huson,J	.167	7	12	2	2	1	0	0	1	0	0	0	0	3	0	0	0	0
Luke,M	.500	4	8	2	4	0	0	1	2	0	0	0	2	1	0	0	0	0
O'Brien,C	.250	1	4	1	1	0	0	0	1	0	0	0	0	1	0	0	0	0
Palmeiro,O	.182	6	22	3	4	0	0	0	1	0	0	2	1	1	0	1	0	0
Pritchett,C	1.000	1	1	0	1	0	0	0	0	0	0	0	0	0	0	0	0	0
Salmón,T	.381	6	21	3	8	2	0	0	3	0	0	0	5	3	2	0	0	0
Sheets,A	.182	5	11	1	2	1	0	1	2	0	0	0	1	1	0	0	0	2
Unroe,T	.400	2	5	1	2	0	0	0	1	0	0	1	0	0	0	0	0	0
Vaughn,M	.353	9	34	6	12	3	0	4	9	0	0	1	5	7	0	0	0	0
Velarde,R	.390	9	41	7	16	2	1	1	6	0	0	0	2	9	2	0	0	1
Walbeck,M	.385	8	26	6	10	2	0	1	5	1	0	0	5	4	2	1	2	0
Williams,R	.571	2	7	2	4	1	0	0	1	0	0	0	0	1	0	0	0	0
PITCHERS	.000	12	0	0	0	0	0	0	0	0	0	0	0	0	0	0	0	1
<b>TOTALS</b>	<b>.271</b>	<b>12</b>	<b>409</b>	<b>66</b>	<b>111</b>	<b>24</b>	<b>1</b>	<b>13</b>	<b>65</b>	<b>5</b>	<b>3</b>	<b>8</b>	<b>41</b>	<b>79</b>	<b>6</b>	<b>3</b>	<b>10</b>	<b>6</b>

PITCHER	ERA	W	L	G	GS	CG	SHO	SV	IP	AB	H	R	ER	HR	HB	BB	SO	WP	OPP AVG
Alvarez,J	—	0	0	1	0	0	0	0	0.0	0	0	0	0	0	0	1	0	1	.000
Balcher,T	2.57	1	0	1	1	0	0	0	7.0	24	4	2	2	1	0	2	4	0	.167
Cooper,B	2.70	0	0	1	1	0	0	0	6.2	26	7	2	2	1	1	2	5	0	.269
Finley,C	6.55	1	0	2	2	0	0	0	11.0	40	7	9	8	2	0	8	11	1	.175
Fyhrie,M	2.57	0	0	1	1	0	0	0	7.0	27	6	2	2	1	0	1	6	0	.222
Hasegawa,S	7.71	0	2	6	1	0	0	0	11.2	46	13	10	10	5	0	6	12	0	.283
Hill,K	6.00	0	1	2	2	0	0	0	9.0	34	8	6	6	1	0	5	4	1	.235
Holtz,M	9.00	0	0	4	0	0	0	0	2.0	7	2	2	2	1	0	2	2	0	.286
Levine,A	3.24	0	0	4	0	0	0	0	8.1	26	6	3	3	1	0	2	6	2	.231
Magnante,M	5.40	0	0	3	0	0	0	0	5.0	20	6	3	3	0	0	3	2	0	.300
Ortiz,R	3.60	0	0	1	1	0	0	0	5.0	20	6	2	2	0	0	3	8	0	.300
Percival,T	9.00	0	2	3	0	0	0	1	3.0	9	1	3	3	1	0	3	3	1	.111
Petkovsek,M	1.04	2	0	6	0	0	0	1	8.2	31	7	1	1	0	0	4	3	0	.226
Pote,L	0.00	0	0	1	0	0	0	0	2.0	6	1	0	0	0	0	1	1	0	.167
Schoeneweis,S	2.70	1	0	2	0	0	0	0	3.1	12	2	1	1	1	0	1	1	0	.167
Sparks,S	5.28	1	1	3	3	0	0	0	15.1	64	21	10	9	4	1	2	8	0	.328
Washburn,J	10.13	0	0	1	0	0	0	0	2.2	12	4	3	3	2	0	1	3	0	.333
<b>TOTALS</b>	<b>4.76</b>	<b>6</b>	<b>6</b>	<b>12</b>	<b>12</b>	<b>0</b>	<b>0</b>	<b>2</b>	<b>107.2</b>	<b>404</b>	<b>101</b>	<b>59</b>	<b>57</b>	<b>21</b>	<b>2</b>	<b>47</b>	<b>79</b>	<b>6</b>	<b>.250</b>

# Tampa Bay Devil Rays



Larry Rothschild

## Club Directory

Tampa Bay Devil Rays  
 Tropicana Field  
 One Tropicana Drive  
 St. Petersburg, FL, 33705  
 (727) 825-3137  
 Seating Capacity: 43,819  
 1999 Record:  
 69-93 - 5th in East  
 Anaheim Hotel: Doubletree  
 Telephone: (714) 634-4500

Managing Partner/CEO .....Vincent J. Naimoli  
 General Manager .....Chuck LaMar  
 Asst. General Manager/Baseball Operations .....Bart Braun  
 Asst. General Manager/Administration .....Scott Proefrock  
 Vice President, Public Relations.....Richard L. Vaughn  
 Traveling Secretary .....Jeff Ziegler  
 Field Manager .....Larry Rothschild  
 Named: Nov. 7, 1997, First Manager In Club History  
 Visiting Clubhouse .....Guy Gallagher  
 Equipment Manager .....Carlos Ledesma

## 1999 Recap

DATE	SITE	SCORE	WP	LP	HOME RUNS
5/18	Baltimore	3-5	Mussina	Finley	ANA: Greene, Velarde BAL: Johnson
5/19	Baltimore	5-4	Levine	Timlin	ANA: Velarde BAL: Ripken
5/20	Baltimore	6-4	Belcher	Johnson	ANA: Greene BAL: Ripken
5/25	Anaheim	4-1	Olivares	Erickson	ANA: Anderson (2), Erstad
5/26	Anaheim	2-3	Ponson	Belcher	BAL: Baines, Bordick ANA: Anderson, Vaughn
5/27	Anaheim	3-6	Guzman	Hill	BAL: Anderson, Baines ANA: Vaughn
7/23	Baltimore	0-1	Guzman	McDowell	None
7/24	Baltimore	4-8	Johnson	Hill	ANA: O'Brien BAL: Clark, Ripken (2)
7/25	Baltimore	7-8 (11)	Kamieniecki	Holtz	ANA: Velarde BAL: Belle (3), Ripken
9/17	Anaheim	2-4	Erickson	Washburn	BAL: Belle
9/18	Anaheim	3-6	Ponson	Cooper	BAL: Surhoff
9/19	Anaheim	4-5	Molina	Percival	BAL: May

## 2000 Schedule

DAY	DATE	SITE	TIME	DAY	DATE	SITE	TIME
Fri.	4/21	Tampa Bay	4:15 p.m.	Tue.	6/13	Tampa Bay	4:15 p.m.
Sat.	4/22	Tampa Bay	1:15 p.m.	Wed.	6/14	Tampa Bay	4:15 p.m.
Sun.	4/23	Tampa Bay	10:15 a.m.	Thu.	6/15	Tampa Bay	4:15 p.m.
Thu.	4/27	Anaheim	7:05 p.m.	Tue.	9/12	Anaheim	7:05 p.m.
Fri.	4/28	Anaheim	7:05 p.m.	Wed.	9/13	Anaheim	7:05 p.m.
Sat.	4/29	Anaheim	7:05 p.m.				
Sun.	4/30	Anaheim	1:05 p.m.				

## All-Time Series Results

(Angels Listed First)

Year	Home	Road	Totals
1998	2-4	4-1	6-5
1999	5-1	3-3	8-4
<b>Total</b>	<b>7-5</b>	<b>7-4</b>	<b>14-9</b>

# Tampa Bay Devil Rays

## Won-Lost Records At Stadiums

Edison Field:	7-5	.583	Tropicana Field:	7-4	.636
Most Runs, Game:	By Anaheim — 10 (10-3, Apr. 24, 1998 at Tropicana Field, 10-5, July 27, 1999 at Tropicana Field, 10-5, Sept. 20, 1999 at Tropicana Field) By Tampa Bay — 10 (9-10, May 21, 1999 at Tropicana Field)				
Widest Margin Victory:	By Anaheim — 7 Runs (10-3, Apr. 24, 1998 at Tropicana Field) By Tampa Bay — 7 Runs (8-1, Apr. 18, 1998 at Edison Field, 8-1, July 16, 1998 at Edison Field, & 8-1, Sept. 15, 1998 at Tropicana Field)				
Longest Winning Streak:	By Anaheim — 4 (April 24 - July 15, 1998) By Tampa Bay — 3 (May 15 - May 21, 1999)				
Attendance High:	At Edison Field: 37,878, April 18, 1998 At Tropicana Field: 33,395, April 25, 1998				

## Anaheim vs. Tampa Bay

BATTER	AVG	G	AB	R	H	2B	3B	HR	RBI	SH	SF	HP	BB	SO	SB	CS	DP	GI	
																		E	
Anderson,G	.265	12	49	9	13	0	1	3	8	0	0	0	3	7	1	0	1	0	
Decker,S	.556	3	9	2	5	1	0	0	2	0	0	0	1	0	0	0	1	0	
Disarcina,G	.421	6	19	5	8	0	0	1	7	0	0	0	3	1	1	1	0	0	
Durrington,T	.000	2	4	1	0	0	0	0	0	0	0	0	2	1	0	0	0	0	
Edmonds,J	.400	3	10	2	4	0	1	0	3	0	0	0	4	2	0	1	0	0	
Erstad,D	.288	12	52	10	15	1	0	1	5	0	0	0	4	10	3	0	1	0	
Glaus,T	.158	10	38	6	6	2	0	0	1	0	0	0	5	11	0	0	0	1	
Greene,T	.333	4	18	2	6	2	0	1	3	0	0	0	0	4	0	0	0	1	
Hemphill,B	.000	1	1	1	0	0	0	0	0	0	0	0	2	0	0	0	0	0	
Huson,J	.294	7	17	1	5	1	0	0	2	0	1	0	0	5	0	0	1	0	
Luke,M	.000	1	1	0	0	0	0	0	0	0	0	0	0	1	0	0	0	0	
O'Brien,C	.143	4	7	1	1	0	0	0	0	0	0	1	0	0	0	0	0	0	
Palmeiro,O	.278	8	18	2	5	0	0	0	1	1	0	0	2	2	0	0	1	0	
Pritchett,C	.167	3	6	2	1	0	0	0	1	0	1	0	0	2	0	0	0	0	
Salmon,T	.077	6	26	3	2	0	0	0	2	0	0	0	1	6	0	0	1	2	
Sheets,A	.381	7	21	4	8	0	0	0	5	3	1	0	2	4	0	1	1	0	
Silvestri,D	.000	1	3	0	0	0	0	0	0	0	0	0	0	0	0	0	1	0	
Unroe,T	.182	4	11	1	2	1	0	0	2	0	0	0	0	6	0	0	0	0	
Vaughn,M	.400	12	45	7	18	2	0	4	20	0	0	0	9	9	0	0	2	0	
Velarde,R	.188	9	32	7	6	2	0	0	3	0	0	0	9	2	1	0	2	2	
Walbeck,M	.235	7	17	3	4	1	0	0	0	1	0	0	1	3	0	0	0	0	
Williams,R	.333	1	3	1	1	0	0	0	0	1	0	0	0	0	0	0	2	0	
PITCHERS	.000	12	0	0	0	0	0	0	0	0	0	0	0	0	0	0	0	0	
TOTALS	.270	12	407	70	110	13	2	10	65	6	3	1	48	76	6	3	14	6	

PITCHER	ERA	W	L	G	GS	CG	SHO	SV	IP	AB	H	R	ER	HR	HB	BB	SO	WP	OPP	
																			AVG	
Belcher,T	2.84	1	0	1	1	0	0	0	6.1	21	3	2	2	1	0	4	4	0	.143	
Finley,C	1.88	2	0	2	2	0	0	0	14.1	48	10	3	3	0	0	9	13	1	.208	
Fyhrie,M	12.00	0	0	1	0	0	0	0	3.1	11	1	1	0	0	0	1	2	0	.091	
Hasegawa,S	1.69	0	0	3	0	0	0	0	5.1	18	4	1	1	0	0	1	2	1	.222	
Hill,K	8.18	0	1	2	2	0	0	0	11.0	41	12	10	10	1	0	8	6	2	.293	
Holtz,M	0.00	0	0	1	0	0	0	0	0.1	1	0	0	0	0	0	0	0	0	.000	
Levine,A	13.50	0	0	4	0	0	0	0	2.2	14	6	5	4	1	1	0	0	0	.429	
Magnante,M	1.86	1	1	7	0	0	0	0	9.2	35	9	2	2	0	0	5	8	0	.257	
McDowell,J	2.84	0	1	1	1	0	0	0	6.1	25	7	2	2	0	0	1	4	0	.280	
Olivares,O	11.57	0	1	1	1	0	0	0	4.2	20	10	6	6	2	0	3	2	0	.500	
Ortiz,R	5.40	1	0	1	1	0	0	0	5.0	19	4	3	3	0	0	4	5	1	.211	
Percival,T	2.08	0	0	5	0	0	0	2	4.1	15	3	1	1	0	0	0	5	0	.200	
Petkovsek,M	5.87	1	0	5	0	0	0	0	7.2	31	12	5	5	0	0	1	2	0	.387	
Pote,L	0.00	0	0	1	0	0	0	0	1.2	8	1	0	0	0	0	1	2	0	.375	
Schoeneweis,S	0.00	0	0	3	0	0	0	0	3.0	9	2	1	0	0	0	1	3	0	.222	
Sparks,S	9.22	0	1	3	3	0	0	0	13.2	57	23	14	14	2	4	8	6	0	.404	
Washburn,J	5.40	1	0	1	1	0	0	0	6.2	25	6	4	4	0	0	3	6	0	.240	
TOTALS	4.84	7	5	12	12	0	1	2	106.0	398	115	60	57	7	5	50	70	5	.289	

# Texas Rangers



Johnny Oates

## Club Directory

Texas Rangers  
 The Ballpark in Arlington  
 1000 Ballpark Way  
 Arlington, TX 76004  
 (817) 273-5222  
 Seating Capacity: 49,200  
 1999 Record:  
 95-67 - 1st in West  
 Anaheim Hotel: Doubletree  
 Telephone: (714) 634-4500

Chairman of the Board & Owner.....	Thomas Hicks
President.....	Jim Lites
Vice President & General Manager.....	Doug Melvin
Assistant General Manager.....	Dan O'Brien
Senior Vice President, Communications.....	John Blake
Director, Media Relations.....	Kurt Daniels
Assistant Director, Media Relations.....	Brad Horri
Director, Travel.....	Chris Lyngos
Manager.....	Johnny Oates
Named: Oct. 19, 1994, replacing Kevin Kennedy	
Equipment Manager.....	Zack Minasian
Visiting Clubhouse Manager.....	Joe Macko

## 1999 Recap

DATE	SITE	SCORE	WP	LP	HOME RUNS
4/9	Arlington	8-4	Finley	Burkett	ANA: Greene, Palmeiro, Salmon TEX: Rodriguez, Zeile
4/10	Arlington	10-0	Olivares	Helling	None
4/11	Arlington	3-6	Sele	Belcher	ANA: Glaus
4/12	Arlington	13-5	Magnante	Clark	TEX: Zeile
6/28	Anaheim	1-9	Morgan	Finley	TEX: Clayton, Gonzalez, Palmeiro ANA: Greene
6/29	Anaheim	0-5	Burkett	Olivares	TEX: Gonzalez
6/30	Anaheim	4-18	Glynn	Hill	TEX: McLemore
7/21	Arlington	5-9	Sele	Olivares	ANA: Anderson, Glaus
7/22	Arlington	7-9	Burkett	Sparks	ANA: Glaus, Vaughn TEX: Palmeiro, Zeile
10/1	Anaheim	7-6	Hotiz	Morgan	TEX: Goodwin, Rodriguez ANA: Glaus, DaVanon
10/2	Anaheim	15-3	Hasegawa	Helling	TEX: Clayton ANA: Salmon (2), Vaughn
10/3	Anaheim	1-0	Washburn	Morgan	ANA: Salmon

## 2000 Schedule

DAY	DATE	SITE	TIME	DAY	DATE	SITE	TIME
Fri.	5/12	Anaheim	7:05 p.m.	Wed.	7/24	Arlington	5:35 p.m.
Sat.	5/13	Anaheim	7:05 p.m.	Thu.	7/25	Arlington	5:35 p.m.
Sun.	5/14	Anaheim	1:05 p.m.	Fri.	9/22	Arlington	5:05 p.m.
Wed.	7/19	Anaheim	7:05 p.m.	Sat.	9/23	Arlington	5:05 p.m.
Thu.	7/20	Anaheim	7:05 p.m.	Sun.	9/24	Arlington	12:05 p.m.

## All-Time Series Results

(Angels Listed First)

Year	Home	Road	Totals	Year	Home	Road	Totals	Year	Home	Road	Totals
1972	6-2	4-5	10-7	1982	5-1	3-4	8-5	1992	4-2	5-2	9-4
1973	7-2	4-5	11-7	1983	3-4	3-3	6-7	1993	4-3	2-4	6-7
1974	5-4	4-5	9-9	1984	1-5	4-3	5-8	1994	2-1	4-3	6-4
1975	5-4	4-5	9-9	1985	5-2	4-2	9-4	1995	4-3	2-4	6-7
1976	6-3	6-3	12-6	1986	4-2	4-3	8-5	1996	2-4	2-5	4-9
1977	4-4	1-6	5-10	1987	2-5	3-3	5-8	1997	3-3	5-1	8-4
1978	4-3	1-7	5-10	1988	4-2	4-3	8-5	1998	2-4	3-3	5-7
1979	4-3	1-5	5-8	1989	4-3	2-4	6-7	1999	3-3	4-2	7-5
1980	5-1	6-1	11-2	1990	4-2	4-3	8-5	<b>Totals</b>	<b>106-81</b>		<b>198-181</b>
1981	1-2	1-2	2-4	1991	3-4	2-4	5-8			<b>92-100</b>	

# Texas Rangers

## Won-Lost Records At Stadiums

Anaheim Stadium:	101-74	.577	Arlington Stadium:	72-82	.468
Edison Field:	5-7	.417	The Ballpark in Arlington:	20-18	.526

Most Runs, Game: By Anaheim — 20 (20-4, June 29, 1995 at The Ballpark in Arlington)  
By Texas — 18 (18-2, June 17, 1993 at Anaheim Stadium)

Widest Margin Victory: By Anaheim — 16 Runs (20-4, June 29, 1995 at The Ballpark in Arlington)  
By Texas — 16 Runs (18-2, June 17, 1993 at Anaheim Stadium)

Longest Winning Streak: By Anaheim — 9 (Oct. 5, 1985-Sept. 26, 1986)  
By Texas — 6 (Sept. 21, 1977-June 25, 1978 & Sept. 11-20, 1987)

Attendance High: At Edison Field: 42,776, Sept. 23, 1998  
At Anaheim Stadium: 62,390, July 4, 1989  
At The Ballpark in Arlington: 46,764, Sept. 27, 1996

## Anaheim vs. Texas

BATTER	AVG	G	AB	R	H	2B	3B	HR	RBI	SH	SF	HP	BB	SO	SB	CS	DP	E
Anderson,G	.261	12	46	6	12	2	0	1	9	0	3	0	2	8	0	0	0	0
Davanon,J	.308	3	13	2	4	0	1	1	3	0	0	0	0	3	0	0	0	0
Decker,S	.333	3	6	1	2	1	0	0	0	0	0	0	1	1	0	0	0	0
Disarcina,G	.176	6	17	1	3	0	0	0	0	0	0	0	1	3	0	0	2	1
Durrington,T	.000	3	6	0	0	0	0	0	0	0	0	0	0	3	0	0	0	0
Edmonds,J	.231	3	13	3	3	1	0	0	1	0	0	0	0	2	0	0	0	0
Erstad,D	.243	9	37	5	9	3	0	0	1	0	0	0	5	7	1	0	2	0
Glaus,T	.395	10	38	11	15	6	0	4	11	0	0	0	4	7	0	0	1	1
Greene,T	.261	6	23	3	6	1	0	2	6	0	0	0	1	8	0	0	0	0
Hemphill,B	.400	3	5	0	2	0	0	0	1	0	0	0	0	2	0	0	1	0
Huson,J	.143	7	14	1	2	0	0	0	2	0	2	0	1	0	0	0	0	1
O'Brien,C	.000	2	5	0	0	0	0	0	0	0	0	0	0	0	0	0	0	0
Palmeiro,O	.263	9	38	6	10	0	0	1	5	1	0	0	1	0	0	1	1	1
Pritchett,C	.000	2	8	0	0	0	0	0	0	0	0	0	0	1	0	0	0	0
Salmon,T	.486	9	37	12	18	9	0	4	15	0	0	0	5	8	0	1	0	0
Sheets,A	.269	8	26	5	7	2	0	0	0	0	0	0	2	4	0	0	0	1
Unroe,T	.000	1	1	0	0	0	0	0	0	0	0	0	0	1	0	0	0	0
Vaughn,M	.333	8	27	9	9	0	0	2	3	0	0	1	2	10	0	0	1	1
Velarde,R	.436	9	39	6	17	4	1	0	8	0	0	0	4	8	0	0	0	1
Walbeck,M	.174	8	23	1	4	2	0	0	2	0	0	1	4	5	0	0	1	0
Williams,R	.500	3	6	2	3	0	2	0	2	0	0	0	0	2	0	0	1	0
PITCHERS	.000	12	0	0	0	0	0	0	0	0	0	0	0	0	0	0	0	0
TOTALS	.294	12	428	74	126	31	4	15	69	1	5	2	33	83	1	2	10	7

PITCHER	ERA	W	L	G	GS	CG	SHO	SV	IP	AB	H	R	ER	HR	HB	BB	SO	WP	OPP	AVG
Belcher,T	5.00	0	1	1	1	0	0	0	3.0	18	11	5	5	0	0	2	1	0	.611	
Finley,C	1.32	1	1	2	2	0	0	0	10.1	45	16	13	13	5	0	4	6	1	.356	
Fyhrie,M	0.00	0	0	1	0	0	0	0	3.2	11	0	0	0	0	0	0	3	0	.000	
Hasegawa,S	4.15	1	0	6	0	0	0	0	8.2	33	9	6	4	1	1	6	3	1	.273	
Hill,K	5.95	0	1	2	2	0	0	0	7.1	33	13	13	13	1	0	11	6	0	.394	
Holtz,M	6.00	1	0	3	0	0	0	0	6.0	20	4	4	4	1	1	5	4	1	.200	
Levine,A	0.00	0	0	3	1	0	0	0	12.2	44	6	1	0	0	0	2	8	0	.136	
Magnante,M	0.00	1	0	3	0	0	0	0	4.0	14	2	0	0	0	0	0	3	0	.143	
Mintz,S	0.00	0	0	1	0	0	0	0	1.0	5	2	0	0	0	0	0	1	0	.400	
Olivares,O	6.14	1	2	3	3	0	0	0	14.2	61	20	10	10	0	0	5	3	0	.328	
Ortiz,R	9.00	0	0	1	1	0	0	0	6.0	25	8	6	6	2	0	2	4	0	.320	
Percival,T	0.00	0	0	1	0	0	0	0	1.0	3	0	0	0	0	0	0	2	0	.000	
Petkovsek,M	1.69	0	0	3	0	0	0	0	5.1	19	4	1	1	1	0	2	2	0	.211	
Pote,L	0.00	0	0	1	0	0	0	1	0.1	1	0	0	0	0	0	0	0	1	.000	
Schoeneweis,S	9.00	0	0	4	0	0	0	0	5.0	24	10	6	5	0	0	2	4	1	.417	
Sparks,S	5.06	0	1	1	1	0	0	0	5.1	24	8	8	3	2	0	2	1	0	.333	
Washburn,J	0.84	1	0	2	1	0	0	0	10.2	35	6	1	1	0	0	1	9	0	.171	
TOTALS	5.57	6	6	12	12	0	2	1	105.0	415	119	74	65	13	2	44	60	5	.287	

# Toronto Blue Jays



Jim Fregosi

## Club Directory

Toronto Blue Jays Baseball Club  
 SkyDome  
 1 Blue Jays Way, Suite 3200  
 Toronto, Ontario, Canada M5V 1J1  
 (416) 341-1000  
 Seating Capacity: 50,516  
 1999 Record:  
 84-78 - 3rd in East  
 Anaheim Hotel: Anaheim Hilton  
 Telephone: (714) 750-4321

Chairman .....Allan Chapin  
 President, Baseball Operations & General Manager .....Gord Ash  
 Asst. General Managers .....Tim McCleary and Dave Stewart  
 Vice President, Media Relations .....Howard Starkman  
 Manager, Team Travel.....John Brioux  
 Field Manager .....Jim Fregosi  
 Named: Mar. 17, 1999, replacing Tim Johnson  
 Equipment Manger .....Jeff Ross  
 Visiting Clubhouse Manager .....Len Frejlich

## 1999 Recap

DATE	SITE	SCORE	WP	LP	HOME RUNS
4/20	Toronto	1-5	Escobar	Finley	TOR: Matheny
4/21	Toronto	2-3	Carpenter	Olivares	ANA: Anderson TOR: Green
4/22	Toronto	7-8	Davey	Petkovsek	ANA: Anderson, Erstad, Vaughn TOR: Fletcher, Green, Kelly (2)
4/26	Anaheim	4-3	Percival	Rodriguez	ANA: Erstad
4/27	Anaheim	1-10	Hentgen	Olivares	TOR: Kelly ANA: Sheets
4/28	Anaheim	12-10	Petkovsek	Lloyd	TOR: Green (2), Gonzalez, Stewart ANA: Glaus (2), Vaughn
4/29	Anaheim	17-1	Hill	Halladay	TOR: Witt ANA: Glaus, Salmon, Sheets, Velarde
6/15	Toronto	2-13	Wells	Belcher	ANA: Velarde TOR: Batista
6/16	Toronto	2-3	Lloyd	Schoeneweis	None
6/17	Toronto	0-3	Escobar	Hill	TOR: Batista, Fernandez
8/24	Anaheim	1-5	Hentegen	Ortiz	TOR: Delgado, Green ANA: Edmonds
8/25	Anaheim	2-7	Hamilton	Finley	TOR: Brumfield, Delgado

## 2000 Schedule

DAY	DATE	SITE	TIME	DAY	DATE	SITE	TIME
Mon.	4/10	Anaheim	7:05 p.m.	Tue.	8/15	Toronto	4:05 p.m.
Tue.	4/11	Anaheim	7:05 p.m.	Wed.	8/16	Toronto	4:05 p.m.
Wed.	4/12	Anaheim	7:05 p.m.	Mon.	8/28	Anaheim	7:05 p.m.
Mon.	4/17	Toronto	4:05 p.m.	Tue.	8/29	Anaheim	7:05 p.m.
Tue.	4/18	Toronto	4:05 p.m.	Wed.	8/30	Anaheim	7:05 p.m.
Wed.	4/19	Toronto	4:05 p.m.				
Thu.	4/20	Toronto	4:05 p.m.				

## All-Time Series Results

(Angels Listed First)

Year	Home	Road	Totals	Year	Home	Road	Totals	Year	Home	Road	Totals
1977	2-3	4-1	6-4	1985	4-2	1-5	5-7	1993	3-3	1-5	4-8
1978	4-1	3-2	7-3	1986	2-4	4-2	6-6	1994	2-2	1-2	3-4
1979	4-2	3-3	7-5	1987	4-2	1-5	5-7	1995	3-1	5-1	8-2
1980	1-5	2-4	3-9	1988	2-4	4-2	6-6	1996	5-1	2-4	7-5
1981	3-3	3-3	6-6	1989	3-3	4-2	7-5	1997	4-2	2-3	6-5
1982	5-1	3-3	8-4	1990	5-1	2-4	7-5	1998	2-3	2-4	4-7
1983	2-4	2-4	4-8	1991	3-3	3-3	6-6	1999	3-3	0-6	3-9
1984	3-3	4-2	7-5	1992	4-2	1-5	5-7	<b>Totals</b>	<b>73-58</b>	<b>130-133</b>	

57-75

# Toronto Blue Jays

## Won-Lost Records At Stadiums

Anaheim Stadium:	68-52	.567	Exhibition Stadium:	37-36	.507
Edison Field:	5-8	.385	SkyDome:	20-39	.339

Most Runs, Game: By Anaheim - 24 (24-2, Aug. 25, 1979 at Exhibition Stadium)  
By Toronto - 14 (14-6, June 8, 1993 at SkyDome)

Widest Margin Victory: By Anaheim - 22 Runs (24-2, Aug. 25, 1979 at Exhibition Stadium)  
By Toronto - 12 Runs (12-0, May 18, 1987 at Anaheim Stadium)

Longest Winning Streak: By Anaheim - 7 (July 13, 1978-June 5, 1979)  
By Toronto - 7 (Sept. 8, 1997-Aug. 13, 1998)

Attendance High: At Edison Field: 42,882, Aug. 22, 1998  
At Anaheim Stadium: 61,292, July 4, 1995  
At SkyDome: 50,529, Sept. 11, 1993 & May 29, 1994

## Anaheim vs. Toronto

BATTER	AVG	G	AB	R	H	2B	3B	HR	RBI	SH	SF	HP	BB	SO	SB	CS	DP	E
Anderson,G	.184	12	49	5	9	3	1	2	7	0	1	0	2	8	0	0	0	0
Decker,S	.000	1	2	1	0	0	0	0	0	0	0	1	0	0	0	0	0	0
Durrington,T	.000	2	8	0	0	0	0	0	0	0	0	0	2	0	0	0	0	1
Edmonds,J	.429	2	7	1	3	1	0	1	2	0	0	0	1	2	0	0	0	0
Erstad,D	.282	10	39	6	11	2	0	2	3	0	0	0	7	7	1	1	0	0
Glaus,T	.262	12	42	8	11	3	0	2	5	0	0	0	8	12	2	0	0	1
Greene,T	.172	10	29	1	5	0	0	0	0	0	0	0	1	2	0	1	0	0
Huson,J	.235	7	17	1	4	1	0	0	0	0	0	0	3	0	0	0	1	0
Luke,M	.250	2	4	0	1	0	0	0	0	0	0	0	0	1	0	0	1	0
Molina,B	.143	2	7	0	1	1	0	0	0	0	0	0	0	0	0	0	1	0
O'Brien,C	.143	3	7	0	1	0	0	0	1	0	1	1	1	1	0	0	0	0
Palmero,O	.400	9	30	7	12	3	1	0	1	2	0	1	3	3	0	0	0	0
Pritchett,C	.000	1	2	0	0	0	0	0	0	0	0	0	1	0	0	0	0	0
Salmon,T	.219	9	32	3	7	1	0	1	3	0	0	0	8	9	0	0	2	0
Sheets,A	.167	10	30	3	5	1	0	2	8	0	1	0	1	5	0	0	2	1
Unroe,T	.750	3	4	1	3	1	0	0	1	0	0	0	2	1	0	0	0	0
Vaughn,M	.297	10	37	4	11	2	0	3	11	0	0	1	4	8	0	0	1	0
Velarde,R	.270	10	37	8	10	2	0	2	7	0	0	1	5	2	1	0	1	1
Walbeck,M	.238	9	21	2	5	0	0	0	0	0	0	1	2	4	0	0	2	1
Williams,R	.500	3	2	0	1	0	0	0	1	0	0	0	1	0	1	0	0	0
PITCHERS	.000	12	0	0	0	0	0	0	0	0	0	0	0	0	0	0	0	1
TOTALS	.246	12	406	51	100	21	2	15	50	2	3	6	47	70	5	2	11	6

PITCHER	ERA	W	L	G	GS	CG	SHO	SV	IP	AB	H	R	ER	HR	HB	BB	SO	WP	OPP	AVG
Belcher,T	11.93	0	1	3	3	0	0	0	14.1	71	30	19	19	6	0	4	8	0	.423	
Finley,C	5.40	0	2	3	3	0	0	0	18.1	66	15	11	11	2	3	8	20	1	.227	
Hasegawa,S	2.25	0	0	5	0	0	0	0	4.0	14	2	1	1	1	0	3	2	0	.143	
Hill,K	2.51	1	1	2	2	0	0	0	14.1	50	9	4	4	3	0	11	5	0	.180	
Holtz,M	4.50	0	0	5	0	0	0	0	4.0	16	4	2	2	1	0	2	3	0	.250	
Levine,A	8.31	0	0	5	0	0	0	0	4.1	22	8	9	4	2	0	2	1	0	.364	
Magnante,M	8.53	0	0	5	0	0	0	0	6.1	30	11	7	6	0	2	1	3	1	.367	
Olivares,O	8.10	0	2	2	2	0	0	0	10.0	41	14	9	9	2	0	4	6	0	.341	
Ortiz,R	2.57	0	1	1	1	0	0	0	7.0	28	6	2	2	1	0	1	8	0	.214	
Percival,T	0.00	1	0	3	0	0	0	1	2.1	9	2	0	0	0	0	2	1	0	.222	
Petkovsek,M	2.84	1	1	7	0	0	0	0	6.1	23	6	2	2	0	0	3	4	1	.261	
Pote,L	0.00	0	0	1	0	0	0	0	1.0	4	1	0	0	0	0	1	0	0	.250	
Schoeneweis,S	5.06	0	1	4	0	0	0	0	5.1	20	6	3	3	1	0	2	2	0	.300	
Sparks,S	2.84	0	0	1	1	0	0	0	6.1	25	6	2	2	0	0	3	4	0	.240	
TOTALS	5.63	3	9	12	12	0	0	1	104.0	419	120	71	65	19	5	47	67	3	.286	

# Arizona Diamondbacks



## Club Directory

Arizona Diamondbacks  
 Bank One Ballpark  
 401 E. Jefferson  
 Phoenix, AZ 85004  
 (602) 462-6000  
 Seating Capacity: 49,075  
 1999 Record:  
 100-62 - 1st in N.L. West

### Buck Showalter

Managing General Partner ..... Jerry Colangelo  
 President ..... Richard H. Dozer  
 Vice President/General Manager ..... Joe Garagiola Jr.  
 Director, Public Relations ..... Mike Swanson  
 Director, Team Travel ..... Roger Riley  
 Field Manager ..... Buck Showalter  
 Named: Nov. 15, 1995, First Manager In Club History  
 Equipment Manager ..... Chris Guth  
 Visiting Clubhouse ..... Bob Doty

## 1999 Recap

DATE	SITE	SCORE	WP	LP	HOME RUNS
6/11	Anaheim	2-12	Reynoso	Hill	AZ: Bell, S. Finley, Fox, Stinnett ANA: Glaus
6/12	Anaheim	4-3	Petkovsek	Benes	AZ: Bell, Williams ANA: Vaughn
6/13	Anaheim	1-3	Nunez	Petkovsek	None

## 2000 Schedule

DAY	DATE	SITE	TIME
Fri.	6/9	Arizona	7:05 p.m.
Sat.	6/10	Arizona	1:05 p.m.
Sun.	6/11	Arizona	1:35 p.m.

## All-Time Series Results

(Angels Listed First)

Year	Home	Road	Totals
1998	0-0	2-1	2-1
1999	1-2	0-0	1-2
<b>Total</b>	<b>1-2</b>	<b>2-1</b>	<b>3-3</b>

# Arizona Diamondbacks

## Won-Lost Records At Stadiums

Edison Field:	1-2	.333	Bank One Ballpark:	2-1	.667
Most Runs, Game:	By Anaheim — 10 (10-8, June 9, 1998 at Bank One Ballpark & 10-5, June 11, 1998 at Bank One Ballpark) By Arizona — 12 (12-2, June 11, 1999 at Edison Field)				
Widest Margin Victory:	By Anaheim — 5 runs (10-5, June 11, 1998 at Bank One Ballpark) By Arizona — 10 Runs (12-2, June 11, 1999 at Edison Field)				
Longest Winning Streak:	By Anaheim — 1 (June 9, 1998, June 11, 1998, June 12, 1999) By Arizona — 1 (June 10, 1998, June 11, 1999, June 13, 1999)				
Attendance High:	At Edison Field: 37,916, June 12, 1999 At Bank One Ballpark: 43,074, June 9, 1998				

## Anaheim vs. Arizona

BATTER	AVG	G	AB	R	H	2B	3B	HR	RBI	SH	SF	HP	BB	SO	SB	CS	GI	
																	DP	E
Anderson,G	.000	3	10	0	0	0	0	0	0	0	0	0	0	2	0	0	0	0
Colangelo,M	.500	1	2	0	1	0	0	0	0	0	0	0	1	0	0	0	0	0
Decker,S	1.000	1	1	0	1	1	0	0	0	0	0	0	0	0	0	0	0	0
Erstad,D	.500	3	12	2	6	1	0	0	0	1	0	0	0	3	0	0	0	0
Glaus,T	.167	3	12	1	2	0	0	1	2	0	0	0	2	4	0	0	1	0
Greene,T	.364	3	11	0	4	1	0	0	1	0	0	0	0	1	0	0	1	0
Huson,J	.167	3	6	0	1	0	0	0	0	0	0	0	0	0	0	0	0	0
Palmeiro,O	.375	3	8	1	3	0	0	0	0	0	0	1	2	0	0	1	0	0
Sheets,A	.000	3	7	0	0	0	0	0	0	1	0	0	1	4	0	0	0	1
Sparks,S	.000	1	0	0	0	0	0	0	0	0	0	0	0	0	0	0	0	0
Vaughn,M	.273	3	11	1	3	0	0	1	1	0	0	0	2	0	0	0	1	0
Velarde,R	.250	3	12	1	3	1	0	0	1	0	0	0	1	3	0	0	0	0
Walbeck,M	.125	3	8	1	1	0	0	0	1	0	0	0	0	1	0	0	0	0
Williams,R	.222	3	9	0	2	0	0	0	0	0	0	0	0	2	0	1	0	0
PITCHERS	.000	3	0	0	0	0	0	0	0	0	0	0	0	0	0	0	0	0
<b>TOTALS</b>	<b>.248</b>	<b>3</b>	<b>109</b>	<b>7</b>	<b>27</b>	<b>4</b>	<b>0</b>	<b>2</b>	<b>6</b>	<b>2</b>	<b>0</b>	<b>1</b>	<b>9</b>	<b>20</b>	<b>0</b>	<b>2</b>	<b>3</b>	<b>1</b>

PITCHER	ERA	W	L	G	GS	CG	SHO	SV	IP	AB	H	R	ER	HR	HB	BB	SO	WP	OPP
																			AVG
Finley,C	3.86	0	0	1	1	0	0	0	7.0	26	6	3	3	2	1	3	8	1	.231
Hasegawa,S	7.71	0	0	1	0	0	0	0	2.1	10	3	2	2	0	0	2	0	0	.300
Hill,K	8.44	0	1	1	1	0	0	0	5.1	24	9	5	5	3	0	0	2	0	.375
Levine,A	9.00	0	0	1	0	0	0	0	1.0	6	3	1	1	1	0	0	0	0	.500
Magnante,M	108.00	0	0	1	0	0	0	0	0.1	3	3	4	4	0	0	2	0	0	1.000
Olivares,O	1.08	0	0	1	1	0	0	0	8.1	27	6	1	1	0	4	1	5	1	.222
Percival,T	0.00	0	0	2	0	0	0	1	2.0	6	0	0	0	0	0	0	3	0	.000
Petkovsek,M	3.00	1	1	2	0	0	0	0	3.0	10	2	2	1	0	0	0	2	0	.200
Schoeneweis,S	0.00	0	0	1	0	0	0	0	1.2	5	1	0	0	0	0	0	1	0	.200
<b>TOTALS</b>	<b>4.94</b>	<b>1</b>	<b>2</b>	<b>3</b>	<b>3</b>	<b>0</b>	<b>0</b>	<b>1</b>	<b>31.0</b>	<b>117</b>	<b>33</b>	<b>16</b>	<b>17</b>	<b>6</b>	<b>5</b>	<b>8</b>	<b>21</b>	<b>2</b>	<b>.282</b>

# Colorado Rockies



*Buddy Bell*

## Club Directory

Colorado Rockies  
 Coors Field  
 2001 Blake St.  
 Denver, CO 80205-2000  
 (303) 292-0200  
 Seating Capacity: 50,381  
 1999 Record:  
 72-90 - 5th in N.L. West  
 Anaheim Hotel: Doubletree  
 Telephone: (714) 634-4500

Chairman, President & C.E.O. .... Jerry D. McMorris  
 Executive Vice President & General Manager ..... Dan O'Dowd  
 Director, Public Relations ..... Jay Alves  
 Director, Team Travel ..... Brandy Lay  
 Field Manager ..... Buddy Bell  
 Named: October 20, 1999, replacing Jim Leyland  
 Equipment Manager ..... Dan "Chico" McGinn  
 Visiting Clubhouse ..... Keith Schulz

## 1999 Recap

DATE	SITE	SCORE	WP	LP	HOME RUNS
7/9	Colorado	9-6	Finley	Kile	ANA: Anderson, Glaus (2), Williams
7/10	Colorado	9-3	Olivares	Astacio	COL: Bichette
7/11	Colorado	2-8	Dipoto	Fyhrie	ANA: Anderson, Glaus None

## 2000 Schedule

DAY	DATE	SITE	TIM
Fri.	7/7	Colorado	7:05 p.m.
Sat.	7/8	Colorado	1:05 p.m.
Sun.	7/9	Colorado	5:05 p.m.

## All-Time Series Results

(Angels Listed First)

Year	Home	Road	Totals
1997	0-2	1-1	1-3
1998	3-0	0-0	3-0
1999	0-0	2-1	2-1
<b>Totals</b>	<b>3-2</b>	<b>3-2</b>	<b>6-4</b>

# Colorado Rockies

## Won-Lost Records At Stadiums

Anaheim Stadium: 0-2 .000 Coors Field: 3-2 .600  
 Edison Field: 3-0 1.000

Most Runs, Game: By Anaheim — 7 (7-11, June 30, 1997 at Coors Field)  
 By Colorado — 11 (11-7, June 30, 1997 at Coors Field)

Widest Margin Victory: By Anaheim — 6 Runs (9-3, July 10, 1999 at Coors Field)  
 By Colorado — 6 Runs (8-2, July 11, 1999 at Coors Field)

Longest Winning Streak: By Anaheim — 5 (June 5, 1998 - July 10, 1999)  
 By Colorado — 2 (Sept. 1-2, 1997)

Attendance High: At Edison Field: 42,493, June 7, 1998  
 At Anaheim Stadium: 19,614, Sept. 1, 1997  
 At Coors Field: 48,359, June 30, 1997

## Anaheim vs. Colorado

BATTER	AVG	G	AB	R	H	2B	3B	HR	RBI	SH	SF	HP	BB	SO	SB	CS	GI	
																	DP	E
Anderson,G	.538	3	13	3	7	1	0	2	4	0	0	0	1	1	0	0	0	0
Decker,S	.000	1	2	0	0	0	0	0	0	0	0	0	2	0	0	0	0	0
Disarcina,G	.222	3	9	2	2	0	0	0	1	0	1	0	2	2	0	0	1	0
Erstad,D	.357	3	14	2	5	2	0	0	1	0	1	0	1	3	1	0	0	0
Glaus,T	.333	3	12	4	4	0	0	3	4	0	0	0	2	2	0	0	0	0
Huson,J	.000	2	1	0	0	0	0	0	0	0	0	0	1	0	0	0	0	0
Palmeiro,O	.143	3	7	1	1	0	0	0	2	0	1	0	2	1	0	0	0	0
Sheets,A	.000	1	1	0	0	0	0	0	0	0	0	0	0	0	0	0	1	0
Unroe,T	.000	2	1	0	0	0	0	0	0	0	0	0	1	1	0	0	0	0
Vaughn,M	.273	3	11	2	3	2	0	0	1	0	0	0	3	3	0	0	0	1
Velarde,R	.400	3	15	3	6	1	1	0	4	0	0	0	0	1	1	1	1	0
Walbeck,M	.300	3	10	1	3	0	1	0	2	0	0	0	0	2	0	0	1	0
Williams,R	.333	2	3	2	1	0	0	1	1	0	0	1	1	1	0	0	0	0
PITCHERS	.167	3	6	0	1	1	0	0	0	1	0	0	0	3	0	0	0	0
<b>TOTALS</b>	<b>.314</b>	<b>3</b>	<b>105</b>	<b>20</b>	<b>33</b>	<b>7</b>	<b>2</b>	<b>6</b>	<b>20</b>	<b>1</b>	<b>3</b>	<b>1</b>	<b>16</b>	<b>20</b>	<b>2</b>	<b>1</b>	<b>4</b>	<b>1</b>

PITCHER	ERA	W	L	G	GS	CG	SHO	SV	IP	AB	H	R	ER	HR	HB	BB	SO	WP	OPP
																			AVG
Finley,C	8.44	1	0	1	1	0	0	0	5.1	22	8	5	5	1	1	4	2	0	.364
Fyhrie,M	94.50	0	1	1	1	0	0	0	0.2	8	6	7	7	0	0	1	0	0	.750
Hasegawa,S	3.00	0	0	2	0	0	0	0	3.0	11	2	1	1	0	0	2	1	0	.182
Levine,A	0.00	0	0	1	0	0	0	0	2.0	6	0	0	0	0	0	1	1	0	.000
Magnante,M	0.00	0	0	1	0	0	0	0	1.0	4	1	0	0	0	0	2	1	0	.250
Olivares,O	3.38	1	0	1	1	0	0	0	8.0	29	6	3	3	0	0	3	1	0	.207
Percival,T	0.00	0	0	1	0	0	0	1	1.0	5	2	0	0	0	0	0	0	0	.400
Petkovsek,M	4.50	0	0	1	0	0	0	0	2.0	7	2	1	1	0	0	0	0	0	.286
Schoeneweis,S	0.00	0	0	1	0	0	0	0	1.1	6	2	0	0	0	0	0	1	0	.333
Sparks,S	0.00	0	0	1	0	0	0	0	1.0	3	0	0	0	0	0	0	1	0	.000
Washburn,J	0.00	0	0	1	0	0	0	0	0.2	2	0	0	0	0	0	1	0	0	.000
<b>TOTALS</b>	<b>5.88</b>	<b>2</b>	<b>1</b>	<b>3</b>	<b>3</b>	<b>0</b>	<b>0</b>	<b>1</b>	<b>26.0</b>	<b>103</b>	<b>29</b>	<b>17</b>	<b>17</b>	<b>1</b>	<b>1</b>	<b>12</b>	<b>9</b>	<b>1</b>	<b>.282</b>

# Los Angeles Dodgers



Davey Johnson

## Club Directory

Los Angeles Dodgers  
 Dodger Stadium  
 1000 Elysian Park Avenue  
 Los Angeles, CA 90012  
 (323) 224-1500  
 Seating Capacity: 56,000  
 1999 Record:  
 77-85 - 3rd in N.L. West

Owner ..... News Corp.  
 President ..... Bob Graziano  
 Executive Vice President & General Manager ..... Kevin Malone  
 Vice President, Communications ..... Derrick Hall  
 Traveling Secretary ..... Billy DeLury  
 Field Manager ..... Davey Johnson  
 Named: Oct. 23, 1998, replacing Glenn Hoffman  
 Equipment Manager ..... David Wright  
 Visiting Clubhouse Manager ..... Jerry Turner

## 1999 Recap

DATE	SITE	SCORE	WP	LP	HOME RUNS
6/4	Los Angeles	4-5	Brown	Olivares	ANA: Glaus LA: Vizcaino
6/5	Los Angeles	4-7	Masaoka	Belcher	ANA: Walbeck LA: Sheffield, White
6/6	Los Angeles	7-5	Hill	Perez	ANA: Erstad, Glaus LA: Sheffield
7/15	Anaheim	7-6 (10)	Petkovsek	Mills	LA: White ANA: Velarde
7/16	Anaheim	1-3	Valdes	Olivares	LA: Hollandsworth
7/17	Anaheim	3-13	Park	Sparks	LA: Karros (2), Mondesi, Pena

## 2000 Schedule

DAY	DATE	SITE	TIME	DAY	DATE	SITE	TIME
Fri.	6/2	Anaheim	7:05 p.m.	Thu.	7/13	Los Angeles	7:10 p.m.
Sat.	6/3	Anaheim	1:05 p.m.	Fri.	7/14	Los Angeles	7:10 p.m.
Sun.	6/4	Anaheim	1:05 p.m.	Sat.	7/15	Los Angeles	1:05 p.m.

## All-Time Series Results

(Angels Listed First)

Year	Home	Road	Totals
1997	0-2	0-2	0-4
1998	2-0	1-1	3-1
1999	1-2	1-2	2-4
<b>Totals</b>	<b>3-4</b>	<b>2-5</b>	<b>5-9</b>

# Los Angeles Dodgers

## Won-Lost Records At Stadiums

Anaheim Stadium: 0-2 .000      Dodger Stadium: 2-5 286  
 Edison Field: 3-2 .600

Most Runs, Game: By Anaheim — 7 (7-5, June 8, 1999 at Dodger Stadium & 7-6, July 15, 1999 at Edison Field)  
 By Los Angeles — 13 (13-3, July 17, 1999 at Edison Field)

Widest Margin Victory: By Anaheim — 2 Runs (6-4, June 23, 1998 at Edison Field & 7-5, June 6, 1999 at Dodger Stadium)  
 By Los Angeles — 10 Runs (13-3, July 17, 1999 at Edison Field)

Longest Winning Streak: By Anaheim — 2 (June 22 - 23, 1998 & June 6 - July 15, 1999)  
 By Los Angeles — 4 (June 17-July 3, 1997)

Attendance High: At Edison Field: 43,911, July 15, 1999  
 At Anaheim Stadium: 35,295, July 3, 1997  
 At Dodger Stadium: 53,778, June 6, 1999

## Anaheim vs. Los Angeles

BATTER	AVG	G	AB	R	H	2B	3B	HR	RBI	SH	SF	HP	BB	SO	SB	CS	DP	E
Anderson,G	.455	6	22	6	10	1	0	0	0	0	0	0	2	4	0	0	0	0
Decker,S	.000	1	1	0	0	0	0	0	0	0	0	0	2	1	0	0	0	1
Disarcina,G	.100	3	10	0	1	0	0	0	1	0	0	0	0	2	0	0	0	1
Erstad,D	.185	6	27	4	5	1	0	1	2	0	0	0	1	2	0	1	0	0
Glaus,T	.364	6	22	5	8	0	0	2	6	0	0	0	1	7	0	0	0	4
Greene,T	.273	3	11	2	3	0	0	0	1	0	0	0	1	2	0	1	1	0
Hemphill,B	.000	1	1	0	0	0	0	0	0	0	0	0	0	0	0	0	0	0
Huson,J	.333	5	6	1	2	1	0	0	3	0	0	0	0	1	0	0	1	0
Palmeiro,O	.583	4	12	3	7	2	0	0	1	0	0	0	1	0	1	0	0	0
Pritchett,C	.000	1	1	0	0	0	0	0	0	0	0	0	0	0	0	0	0	0
Salmon,T	.000	1	5	0	0	0	0	0	1	0	0	0	0	1	0	0	1	0
Sheets,A	.000	4	10	0	0	0	0	0	3	1	1	0	0	1	0	0	0	0
Unroe,T	.000	1	2	0	0	0	0	0	0	0	0	0	0	0	0	0	0	0
Vaughn,M	.238	6	21	2	5	1	0	0	2	0	0	0	5	7	0	0	0	0
Velarde,R	.111	6	27	2	3	1	0	1	1	0	0	0	0	5	0	0	0	0
Walbeck,M	.294	5	17	1	5	1	0	1	5	0	0	0	1	1	0	0	0	0
Williams,R	.000	2	2	0	0	0	0	0	0	0	0	0	0	1	0	0	0	0
PITCHERS	.125	6	8	0	1	0	0	0	0	0	0	0	0	1	0	0	1	2
<b>TOTALS</b>	<b>.244</b>	<b>6</b>	<b>205</b>	<b>26</b>	<b>50</b>	<b>8</b>	<b>0</b>	<b>5</b>	<b>26</b>	<b>1</b>	<b>1</b>	<b>0</b>	<b>14</b>	<b>36</b>	<b>1</b>	<b>2</b>	<b>4</b>	<b>8</b>

PITCHER	ERA	W	L	G	GS	CG	SHO	SV	IP	AB	H	R	ER	HR	HB	BB	SO	WP	OPP
Belcher,T	9.00	0	1	1	1	0	0	0	5.0	21	7	5	5	1	0	1	1	1	.333
Finley,C	0.80	0	0	1	1	0	0	0	5.0	21	8	6	6	1	0	4	6	0	.381
Hasegawa,S	9.00	0	0	3	0	0	0	0	3.0	13	5	3	3	2	0	0	2	0	.385
Hill,K	4.50	1	0	1	1	0	0	0	6.0	20	4	3	3	1	0	2	1	0	.200
Levine,A	0.00	0	0	2	0	0	0	0	4.1	16	3	0	0	0	0	1	1	0	.188
Magnante,M	0.00	0	0	2	0	0	0	0	3.0	10	2	0	0	0	0	0	2	0	.200
Olivares,O	5.14	0	2	2	2	1	0	0	14.0	53	13	8	8	2	1	5	6	0	.245
Percival,T	0.00	0	0	1	0	0	0	1	1.1	4	0	0	0	0	0	0	2	0	.000
Petkovsek,M	0.00	1	0	4	0	0	0	0	4.1	17	4	0	0	0	0	0	2	0	.235
Schoeneweis,S	9.29	0	0	3	0	0	0	0	2.1	14	6	5	5	1	0	1	2	0	.429
Sparks,S	7.18	0	1	1	1	0	0	0	3.2	19	9	7	7	2	0	2	4	0	.474
Washburn,J	8.00	0	0	1	0	0	0	0	1.0	4	2	2	2	0	0	1	0	0	.500
<b>TOTALS</b>	<b>6.62</b>	<b>2</b>	<b>4</b>	<b>6</b>	<b>6</b>	<b>1</b>	<b>0</b>	<b>1</b>	<b>53.0</b>	<b>212</b>	<b>63</b>	<b>9</b>	<b>39</b>	<b>10</b>	<b>1</b>	<b>17</b>	<b>29</b>	<b>1</b>	<b>.297</b>

# San Diego Padres



*Bruce Bochy*

## Club Directory

San Diego Padres  
 Qualcomm Stadium  
 8880 Rio San Diego Drive, Suite 400  
 San Diego, CA 92108  
 (619) 881-6500  
 Seating Capacity: 66,307  
 1999 Record:  
 74-88 - 4th in N.L. West

Majority Owner & Chairman of the Board .....	John Moores
President & Chief Executive Officer .....	Larry Lucchino
Sr. Vice President & General Manager .....	Kevin Towers
Assistant General Manager .....	Fred Uhlman Jr.
Director, Public Relations .....	Glenn Geffner
Director, Team Travel .....	Brian Prilaman
Field Manager .....	Bruce Bochy
Named: Oct. 21, 1994, replacing Jim Riggleman	
Equipment Manager .....	Brian Prilaman
Visiting Clubhouse Manager .....	David Bacharach

## 1999 Recap

DATE	SITE	SCORE	WP	LP	HOME RUNS
7/18	Anaheim	3-6	Boehringer	Fyhrie	SD: Davis, Vanderwal
7/19	Anaheim	1-4(10)	Miceli	Hasegawa	SD: Rivera
7/20	Anaheim	1-2	Ashby	Petkovsek	ANA: Erstad

## 2000 Schedule

DAY	DATE	SITE	TIM
Sun.	7/16	San Diego	4:05 p.m.
Mon.	7/17	San Diego	7:05 p.m.
Tue.	7/18	San Diego	2:05 p.m.

## All-Time Series Results

(Angels Listed First)

Year	Home	Road	Totals
1997	1-1	1-1	2-2
1998	0-0	1-2	1-2
1999	0-3	0-0	0-3
<b>Totals</b>	<b>1-4</b>	<b>2-3</b>	<b>3-7</b>

# San Diego Padres

## Won-Lost Records At Stadiums

Anaheim Stadium: 1-1 .500      Qualcomm Stadium: 2-3 .400  
 Edison Field: 0-3 .000

Most Runs, Game: By Anaheim — 11 (11-3, June 28, 1998 at Qualcomm Stadium)  
 By San Diego — 9 (9-2, Aug. 28, 1997 at Qualcomm Stadium)

Widest Margin Victory: By Anaheim — 8 Runs (11-3, June 28, 1998 at Qualcomm Stadium)  
 By San Diego — 7 Runs (9-2, Aug. 28, 1997 at Qualcomm Stadium)

Longest Winning Streak: By Anaheim — 1 (June 12, 1997, Aug. 29, 1997 & June 28, 1998)  
 By San Diego — 3 (July 18 - July 20, 1999)

Attendance High: At Edison Field: 37,696, July 18, 1999  
 At Anaheim Stadium: 61,696, Aug. 11, 1989  
 At Qualcomm Stadium: 60,230, Aug. 29, 1997

## Anaheim vs. San Diego

BATTER	AVG	G	AB	R	H	2B	3B	HR	RBI	SH	SF	HP	BB	SO	SB	CS	GI		
																	DP	E	
Anderson,G	.273	3	11	1	3	1	0	0	1	0	0	0	1	1	0	0	0	0	0
Disarcina,G	.182	3	11	0	2	0	0	0	1	0	0	0	0	3	0	0	0	0	0
Erstad,D	.231	3	13	2	3	0	0	1	1	0	0	0	1	3	0	1	3	0	0
Glaus,T	.286	2	7	0	2	0	0	0	0	0	0	0	1	2	0	0	0	0	0
Huson,J	.250	1	4	0	1	0	0	0	0	0	0	0	0	1	0	0	1	0	0
Palmeiro,O	.300	3	10	1	3	1	0	0	0	1	0	0	0	0	0	0	0	0	0
Salmon,T	.111	3	9	0	1	1	0	0	0	0	0	0	4	2	0	0	0	0	0
Vaughn,M	.167	3	12	0	2	0	0	0	1	0	1	0	1	2	0	0	1	0	0
Velarde,R	.429	3	14	1	6	1	0	0	0	0	0	0	0	3	0	0	0	0	0
Walbeck,M	.222	3	9	0	2	0	0	0	1	0	0	0	2	1	0	0	0	0	0
PITCHERS	.000	3	0	0	0	0	0	0	0	0	0	0	0	0	0	0	0	0	2
<b>TOTALS</b>	<b>.250</b>	<b>3</b>	<b>100</b>	<b>5</b>	<b>25</b>	<b>4</b>	<b>0</b>	<b>1</b>	<b>5</b>	<b>1</b>	<b>1</b>	<b>0</b>	<b>10</b>	<b>18</b>	<b>0</b>	<b>1</b>	<b>5</b>	<b>2</b>	

PITCHER	ERA	W	L	G	GS	CG	SHO	SV	IP	AB	H	R	ER	HR	HB	BB	SO	WP	OPP	
																			AVG	
Alvarez,J	—	0	0	0	0	0	0	0	0.0	0	0	0	0	0	0	0	0	0	0	.000
Finley,C	1.17	0	0	1	1	0	0	0	7.2	27	3	1	1	0	0	5	6	1	1	.111
Fyhrie,M	7.20	0	1	1	1	0	0	0	5.0	21	9	4	4	2	0	2	0	0	0	.429
Hasegawa,S	27.00	0	1	1	0	0	0	0	1.0	5	2	3	3	1	0	1	0	0	0	.400
Hill,K	0.00	0	0	1	1	0	0	0	6.0	20	3	0	0	0	0	2	7	0	0	.150
Levine,A	0.00	0	0	1	0	0	0	0	1.0	3	0	0	0	0	0	1	0	0	0	.000
Magnante,M	4.50	0	0	1	0	0	0	0	2.0	9	4	2	1	0	0	1	2	0	0	.444
Percival,T	0.00	0	0	2	0	0	0	0	2.1	7	1	0	0	0	0	3	1	0	0	.143
Petkovsek,M	3.38	0	1	2	0	0	0	0	2.2	12	5	2	1	0	0	4	0	0	0	.417
Washburn,J	0.00	0	0	1	0	0	0	0	0.1	1	0	0	0	0	0	0	0	0	0	.000
<b>TOTALS</b>	<b>3.21</b>	<b>0</b>	<b>3</b>	<b>3</b>	<b>3</b>	<b>0</b>	<b>0</b>	<b>0</b>	<b>28.0</b>	<b>105</b>	<b>27</b>	<b>12</b>	<b>10</b>	<b>3</b>	<b>0</b>	<b>15</b>	<b>20</b>	<b>1</b>	<b>1</b>	<b>.257</b>

# San Francisco Giants



*Dusty Baker*

## Club Directory

San Francisco Giants  
 Pacific Bell Park  
 San Francisco, CA 94107  
 phone number: (415) 972-2000  
 Seating Capacity: 40,800  
 1999 Record:  
 86-76 - 2nd in N.L. West  
 Anaheim Hotel: Doubletree  
 Telephone: 714/634-4500

Owner ..... San Francisco Baseball Associates L.P.  
 President & Managing General Partner ..... Peter A. Magowan  
 Senior Vice President & General Manager ..... Brian Sabean  
 Assistant General Manager ..... Ned Colletti  
 Vice President, Communications ..... Bob Rose  
 Traveling Secretary ..... Reggie Younger, Jr.  
 Field Manager ..... Dusty Baker  
 Named: Dec. 16, 1992, replacing Roger Craig  
 Visiting Clubhouse Manager ..... Harvey Hodgerney  
 Equipment Manager ..... Mike Murphy

## 1999 Recap

DATE	SITE	SCORE	WP	LP	HOME RUNS
6/7	San Francisco	2-5	Ortiz	Finley	SF: Santangelo
6/8	San Francisco	2-6	Estes	Sparks	SF: Kent
6/9	San Francisco	2-1	Belcher	Brock	None

## 2000 Schedule

DAY	DATE	SITE	TIME
Mon.	6/5	Anaheim	7:05 p.m.
Tue.	6/6	Anaheim	7:05 p.m.
Wed.	6/7	Anaheim	7:05 p.m.

## All-Time Series Results

(Angels Listed First)

Year	Home	Road	Totals
1997	0-2	1-1	1-3
1998	1-2	0-0	1-2
1999	0-0	1-2	1-2
<b>Totals</b>	<b>1-4</b>	<b>2-3</b>	<b>3-7</b>

# San Francisco Giants

## Won-Lost Records At Stadiums

Anaheim Stadium: 0-2 .000 3 Com Park: 2-3 .400  
 Edison Field: 1-2 .333

Most Runs, Game: By Anaheim — 7 (7-4, Aug. 31, 1997 at 3 Com Park)  
 By San Francisco — 10 (10-3, June 14, 1997 at Anaheim Stadium)

Widest Margin Victory: By Anaheim — 3 Runs (7-4, Aug. 31, 1997 at Anaheim Stadium)  
 By San Francisco — 7 Runs (10-3, June 14, 1997 at Anaheim Stadium)

Longest Winning Streak: By Anaheim — 2 (Aug. 31, 1997-June 30, 1998)  
 By San Francisco — 5 ( July 1, 1998 - June 9, 1999)

Attendance High: At Edison Field: 33,272, July 2, 1998  
 At Anaheim Stadium: 30,404, June 15, 1997  
 At 3 Com Park: 26,200, Aug. 30, 1997

## Anaheim vs. San Francisco

BATTER	AVG	G	AB	R	H	2B	3B	HR	RBI	SH	SF	HP	BB	SO	SB	CS	GI DP	E
Anderson,G	.083	3	12	0	1	0	0	0	0	0	0	0	0	1	0	0	0	0
Decker,S	.000	1	0	0	0	0	0	0	0	0	0	0	0	0	0	0	0	0
Erstad,D	.125	2	8	0	1	0	0	0	0	0	0	0	1	1	0	0	0	0
Glaus,T	.182	3	11	3	2	0	0	0	0	0	0	0	1	3	0	0	0	0
Greene,T	.400	2	5	0	2	1	0	0	0	0	0	0	0	0	0	0	1	0
Huson,J	.333	2	3	0	1	0	0	0	1	0	0	0	1	1	0	0	0	0
Palmeiro,O	.167	3	6	2	1	0	0	0	0	0	0	0	3	1	0	0	0	0
Pritchett,C	.000	2	2	0	0	0	0	0	0	0	0	0	0	2	1	0	0	1
Sheets,A	.429	3	7	1	3	0	0	0	1	0	0	0	1	0	0	1	0	0
Unroe,T	.000	1	3	0	0	0	0	0	0	0	0	0	0	0	0	0	0	0
Vaughn,M	.375	3	8	0	3	0	0	0	1	0	0	1	1	1	0	0	0	1
Velarde,R	.083	3	12	0	1	0	0	0	0	0	0	1	1	1	0	0	0	0
Walbeck,M	.286	2	7	0	2	0	0	0	0	0	0	0	1	0	0	0	0	0
Williams,R	.000	3	6	0	0	0	0	0	0	0	0	0	0	1	0	0	0	0
PITCHERS	.286	3	7	0	2	2	0	0	2	1	0	0	0	3	0	0	0	1
<b>TOTALS</b>	<b>.196</b>	<b>3</b>	<b>97</b>	<b>6</b>	<b>19</b>	<b>3</b>	<b>0</b>	<b>0</b>	<b>5</b>	<b>1</b>	<b>0</b>	<b>2</b>	<b>10</b>	<b>15</b>	<b>1</b>	<b>1</b>	<b>1</b>	<b>3</b>

PITCHER	ERA	W	L	G	GS	CG	SHO	SV	IP	AB	H	R	ER	HR	HB	BB	SO	WP	OPP AVG
Belcher,T	1.13	1	0	1	1	0	0	0	8.0	28	4	1	1	0	1	0	3	1	.143
Finley,C	0.00	0	1	1	1	0	0	0	6.0	21	3	4	0	1	0	2	4	0	.143
Levine,A	4.50	0	0	1	0	0	0	0	2.0	7	2	1	1	0	0	0	0	0	.286
Magnante,M	0.00	0	0	1	0	0	0	0	1.0	4	1	1	0	0	0	0	1	0	.250
Percival,T	0.00	0	0	1	0	0	0	1	1.0	3	0	0	0	0	0	0	0	0	.000
Petkovsek,M	0.00	0	0	1	0	0	0	0	0.1	2	1	0	0	0	0	0	0	0	.500
Schoeneweis,S	54.00	0	0	1	0	0	0	0	0.1	3	2	2	0	0	1	0	0	0	.667
Sparks,S	4.26	0	1	1	1	0	0	0	6.1	24	8	3	3	1	0	4	2	1	.333
<b>TOTALS</b>	<b>2.52</b>	<b>1</b>	<b>2</b>	<b>3</b>	<b>3</b>	<b>0</b>	<b>0</b>	<b>1</b>	<b>25.0</b>	<b>92</b>	<b>21</b>	<b>12</b>	<b>7</b>	<b>2</b>	<b>1</b>	<b>7</b>	<b>10</b>	<b>2</b>	<b>.228</b>

## Items of Interest

**REGULATION GAME:** A regulation game consists of nine innings unless extended because of a tie score or shortened because (1) the home team needs none of its half of the ninth or any part of it, or (2) because the umpire-in-chief calls the game after five completed innings. A regulation game may be less than five innings if the home team is ahead after the top of the fifth, or takes the lead or ties the score while at bat in the fifth.

**TIE GAME:** A regulation game that is called by the umpire-in-chief when both teams have the same number of runs in a tie game. Individual player performances are official and entered in the records, but the game does not count in the League standings and may be re-scheduled at a later date.

### SUSPENDED GAME RULE:

#### Rule 4.12 SUSPENDED GAMES

(a) A league shall adopt the following rules providing for completion at a future date of games terminated for any of the following reasons:

- (1) A curfew imposed by law;
- (2) A time limit permissible under league rules;
- (3) Light failure or malfunction of a mechanical field device under the control of the home club (Mechanical field device shall include automatic tarpaulin or water removal equipment);
- (4) Darkness because of any law, the lights may not be turned on;
- (5) Weather, if the game is called when an inning is in progress and before it is completed, and one of the following situations prevails:
  - (i) The visiting team has scored one or more runs to tie the score, and the home team has not scored.
  - (ii) The visiting team has scored one or more runs to take the lead, and the home team has not tied the score or retaken the lead.

(b) Such games shall be known as suspended games. No game called because of curfew, weather, or time limit shall be a suspended game unless it has progressed far enough to have been a regulation game under the provisions of Rule 4.10. A game called under the provisions of 4.12 (a)(3) or (4) shall be a suspended game at any time after it starts.

(c) By amending NOTE to read as follows:

**NOTE:** Weather and similar conditions—4.12(a) (1 through 5)—shall take precedence in determining whether a called game shall be a suspended game. A game can only be considered a suspended game if stopped for any of the five(5) reasons specified in Section (a). Any legal game called due to weather with the score tied (unless situation outlined in 4.12 (a) (5) (i) prevails) is a tie game and must be replayed in its entirety.

(c) A suspended game shall be resumed and completed as follows:

- (1) Immediately preceding the next single game between the two clubs on the same grounds; or
- (2) Immediately preceding the next scheduled double-header between the two clubs on the same grounds, if no single game remains on the schedule, or
- (3) If suspended on the last scheduled date between the two clubs in the city, transferred and played on the ground of the opposing club, if possible;
  - (i) Immediately preceding the next scheduled single game, or
  - (ii) Immediately preceding the next scheduled double-header, if no single game remains on the schedule.
- (4) If a suspended game has not been resumed and completed on the last date scheduled for the two clubs, it shall be a called game.

A suspended game shall be resumed at the exact point of suspension of the original game. The completion of a suspended game is a continuation of the original game. The lineup and batting order of both teams shall be exactly the same as the lineup and batting order at the moment of suspension, subject to the rules governing substitution. Any player may be replaced by a player who had not been in the game prior to the suspension. No player removed before the suspension may be returned to the lineup. A player who was not with the club when the game was suspended may be used as a substitute, even if he has taken the place of a player no longer with the club who would not have been eligible because he has been removed from the lineup before the game was suspended.

4.11(d)

A called game ends at the moment the umpire terminates play. **EXCEPTION:** If the game is called when an inning is in progress and before it is completed, the game becomes a **SUSPENDED** game in each of the following situations:

- (1) The visiting team has scored one or more runs to tie the score and the home team has not scored.
- (2) The visiting team has scored one or more runs to take the lead and the home team has not tied the score or retaken the lead.

**DISABLED LISTS: REGULAR DISABLED LIST:** The minimum period of inactivity is 15 calendar days. No limit on number of players that may be on at one time. **EMERGENCY DISABLED LIST:** Minimum period of inactivity—60 calendar days. No limit on number of players on list at one time but may only be used when club is at maximum limit of 40 players under control. Players on 60-day list do not count against 40-man. Players placed on this list after Aug. 1st shall remain there for the balance of the season. Day 1 is *following* player's last game appearance. **REINSTATEMENT** may be made beginning Day 16 or 61 respectively; after minimum period has expired player may be reinstated at any time (except in certain "Emergency" cases...see above).

## Items of Interest

**AMERICAN LEAGUE CURFEWS:** No inning of an American League game can start after 1:00 a.m., local time. Any inning started prior to 1:00 a.m. can be completed. Curfews shall be waived for the final series of the season between two teams in each of the cities.

Any game, regardless of length, called because of the time curfew, becomes a suspended game and must be completed from the exact point of interruption before the teams play their next scheduled game against each other.

**DEFINITION OF NIGHT GAME:** Any game scheduled to start after 5:00 p.m. (i.e. 5:01 p.m., or later), will be considered a night game. If a game is scheduled to start at 5:00 p.m., and is delayed by rain or for any other reasons, it will be considered a day game.

However, both games of a two-night doubleheader shall be considered night games. When afternoon and night games are played on the same date and separate admissions are charged, they will be counted as one day and one night game, and will not be included in the doubleheader statistics.

**BATTING CHAMPIONSHIP QUALIFICATIONS:** A batting champion must have 502 or more actual plate appearances. (the equivalent of 3.1 appearances for each of the 162 scheduled games). If, however, there is any player with fewer than the required number of plate appearances whose average would be the highest if he were charged with the required number of official at bats, then the player shall be awarded the batting championship.

**EARNED-RUN AVERAGE CHAMPION QUALIFICATIONS:** To win the earned-run average championship a pitcher must pitch at least as many innings as the number of games scheduled for each club in his league that season and have the lowest earned-run average.

**FIELDING CHAMPIONSHIP QUALIFICATIONS:** The individual fielding champions shall be the fielders with the highest fielding average at each position, provided: (1) A catcher must have participated as a catcher in at least one-half the number of games scheduled for each club in his league that season;

(2) An infielder or outfielder must have participated at his position in at least two-thirds of the number of games scheduled for each club in his league that season;

(3) A pitcher must have pitched at least as many innings as the number of games scheduled for each club in his league that season. EXCEPTION: If another pitcher has a fielding average as high or higher, and has handled more total chances in a lesser number of innings, he shall be the fielding champion.

**DETERMINING THE MAGIC NUMBERS:** Determine the number of games yet to be played, add one, then subtract the number of games ahead in the loss column of standings from the closest opponent.

**DETERMINING BATTING AVERAGE:** Divide the number of at-bats into the number of hits.

**DETERMINING EARNED RUN AVERAGE:** Multiply the number of earned runs by nine; take the number and divide it by the number of innings pitched.

**DETERMINING SLUGGING PERCENTAGE:** Divide the total bases of all safe hits by the total times at bat (At bats do not include walks, sacrifices, hit by pitcher, or times awarded first base because of interference or obstruction).

**DETERMINING ON BASE PERCENTAGE:** Add the total of hits, walks and hit by pitches and divide by the total of at-bats, walks, hit by pitches and sacrifice flies.

**DETERMINING FIELDING AVERAGE:** Divide the total putouts and assists by the total of putouts, assists and errors.

**DETERMINING PERCENTAGE OF GAMES WON & LOST:** Divide the number of games won by the total games won and lost.

**CONSECUTIVE STREAKS:** A consecutive hitting streak shall not be terminated if the plate appearance results in a base on balls, hit batsman, defensive interference or a sacrifice bunt. A sacrifice fly shall terminate the streak.

**CONSECUTIVE-GAME HITTING STREAKS:** A consecutive-game hitting streak shall not be terminated if all the player's plate appearances (one or more) result in a base on balls, hit batsman, defensive interference or sacrifice bunt. The streak shall terminate if the player has a sacrifice fly and no hit.

**CONSECUTIVE-GAME PLAYING STREAK:** A consecutive-game playing streak shall be extended if the player plays one-half inning on defense, or if he completes a time at bat by reaching base or being put out. A pinch-running appearance only shall not extend the streak, if a player is ejected from a game by an umpire before he can comply with the requirements of this rule, his streak shall continue.

**SUSPENDED GAMES:** For the purpose of this rule, all performances in the completion of a suspended game shall be considered as occurring on the original date of the game.

## Items of Interest

**"SAVE" RULE:** A pitcher shall be credited with a save when he meets all three of the following conditions:

- (1) He is the finishing pitcher in a game won by his club, and
- (2) He is not the winning pitcher, and
- (3) He qualifies under one of the following conditions:
  - (a) He enters the game with a lead of no more than three runs and pitches for at least one inning,
  - (b) He enters the game regardless of the count, with the potential tying run either on base, at bat, or on deck (that is, the potential tying run is either already on base or is one of the first two batsmen he faces), or
  - (c) He pitches effectively for at least three innings.

**DESIGNATED HITTER RULE:** A hitter may be designated to bat for the pitcher in any spot in the batting order in any game without affecting the status of the pitcher. The designated hitter must be selected and be included on the lineup cards presented to the umpire-in-chief prior to the game. Failure to do so precludes the use of a designated hitter for that game.

The designated hitter is "locked" into the batting order but may be removed for a pinch-hitter or pinch-runner who in turn becomes the designated hitter while still in the game. The designated hitter may be used defensively and the pitcher then assumes the batting order of the replaced defensive player, thus terminating the designated hitter role.

The designated hitter is eligible for all American League batting titles.

The designated hitter named in the starting lineup must come to bat at least one time, unless the opposition changes pitchers.

**SCORING RULE ON PINCH-HITTERS:** A player shall be considered a pinch-hitter only if he enters the game as a substitute batter and then only on his first time at bat which must be before he becomes a fielder. If the team bats around and a pinch hitter comes up a second time in the inning in which he first appeared, he will not be considered a pinch hitter during that second time up.

A substitute hitter for a Designated Hitter is both a pinch hitter and a Designated Hitter on his first time at bat. On subsequent trips to the plate he is a Designated Hitter only.

**EARNED RUNS RULE:** The determination of earned-run is as follows:

An earned run is a run for which the pitcher is held accountable. In determining earned-runs, the inning should be reconstructed without the errors and passed balls; and the benefit of doubt should always be given to the pitcher in determining which bases would have been reached with errorless play.

Until 1969, the reliever could not be charged with an earned run if he entered the game after the side could have been retired but for an error, no matter how many runs he subsequently gave up in that inning. Now, runs scored by batters who reach base off the reliever are charged as earned on that pitcher's record. They are not, however, shared as earned against the team as a whole. Therefore, a discrepancy may occur between the total earned-runs charged against a team and the sum total of the earned-runs charged against in the individual pitchers of that team.

**DOCTORED BAT:** A batter is out for illegal action when he uses or attempts to use a bat that, in the umpire's judgement, has been altered or tampered with in such a way to improve the distance factor or cause an unusual reaction on the baseball. This includes bats that are filled, flat-surfaced, nailed, hollowed, grooved or covered with a substance such as paraffin, wax, etc. No advancement on the bases will be allowed and any out or outs made during a play shall stand. In addition to being called out, the player shall be ejected from the game and may be subject to additional penalties as determined by his League President (Rule 6.06d).

**DETERMINING A "MAJOR LEAGUE YEAR":** 172 days constitutes a full year in the major leagues.

**MAJOR LEAGUE SERVICE:** is credited for each day the player appears on an active roster or major league disabled list or suspended list.

In the case of a player called up from the minor leagues, is credited beginning with the date he physically reports.

In the case of a major league player who is traded and reports in the normal course, service is not interrupted.

In the case of a player sent down to the minor leagues, is credited through the date of the assignment.

In the case of a player who is unconditionally released, is credited through the date player was notified of his release.

In the case of a player designated for release or assignment or assignment (MLR 2), is credited after the designation, through the date of the actual assignment or the date player was notified of unconditional release.

For a player who appears on his club's opening day roster, is credited as of the earliest scheduled opener, without regard to the actual opening date of his own club.

is credited at the rate of 172 days per "year," though the season is actually 183 days long.

is not credited during any period or periods of optional assignment totaling 20 days or more during a single season.

# Items of Interest

**ROOKIE QUALIFICATION:** A player shall be considered a rookie unless, during a previous season or seasons, he has (a) exceeded 130 at-bats or 50 innings pitched in the major leagues; or (b) accumulated more than 45 days on the active roster of a major league club or clubs during the period of a 25-man limit (excluding time in military service and time on the disabled list).

## 2000 Key Dates

- **April 3** - Official opening of the 2000 championship season. All clubs are required to cut rosters to 25-player limit by midnight, April 2.
- **May 1** - Earliest date former clubs may re-sign free agent players who refused arbitration and were unsigned after Jan. 8.
- **June 5-7** - Summer free agent draft.
- **July 11** - All-Star Game at Turner Field, Atlanta, GA.
- **July 31** - Waivers secured on/after May 3, 2000 expire at 5:00 p.m. EDT. Players may be traded between major league clubs until midnight tonight without any waivers in effect.
- **Aug. 31** - Post-season rosters are established at midnight tonight. To be eligible, a player must be a bona fide member of a qualifying team on Aug. 31 and must remain a bona fide member until the end of the season.
- **Sept. 1** - Active player limit increased from 25 to 40.
- **Oct. 1** - All players on optional assignment must be recalled.
- **Oct. 1** - Official closing of the 2000 championship season.
- **Oct. 2** - Beginning today, players may be traded between major league clubs without waivers in effect.
- **Dec. 20** - Last date to tender contracts.

## Statistical Services

**ELIAS SPORTS BUREAU**  
500 Fifth Avenue, Ste. 2140  
New York, NY 10110  
(212) 869-1530  
Seymour Siwoff, General Manager

**HOWE SPORTSDATA INT., INC.**  
Boston Fish Pier, West Bldg. #2  
Suite 302  
Boston, MA 02210  
(617) 951-1379  
Jay Virshbo, President

**STATS, INC.**  
8131 Monticello Avenue  
Skokie, IL 60076-3300  
(847) 677-3322  
John Dewan, President

## Edison Field Pre-Game Schedules

### 7:05 GAME TIME

Visitor's Early BP	2:00 - 3:00
Angels Early BP	3:00 - 4:00
Angels Stretch	4:25 - 4:55
Angels BP	4:55 - 5:40
Visitors BP	5:40 - 6:20
Angels Infield	6:20 - 6:30
Visitors Infield	6:30 - 6:40
Grounds Crew	6:40 - 7:00

### 7:35 GAME TIME

Visitor's Early BP	2:30 - 3:30
Angels Early BP	3:30 - 4:30
Angels Stretch	4:55 - 5:25
Angels BP	5:25 - 6:10
Visitors BP	6:10 - 6:50
Angels Infield	6:50 - 7:00
Visitors Infield	7:00 - 7:10
Grounds Crew	7:10 - 7:30

### 5:05 GAME TIME

Visitor's Early BP	12:00 - 1:00
Angels Early BP	1:00 - 2:00
Angels Stretch	2:25 - 2:55
Angels BP	2:55 - 3:40
Visitors BP	3:40 - 4:20
Angels Infield	4:20 - 4:30
Visitors Infield	4:30 - 4:40
Grounds Crew	4:40 - 5:00

### 1:05 GAME TIME

Angels Stretch	10:25 - 10:55
Angels BP	10:55 - 11:40
Visitors BP	11:40 - 12:20
Angels Infield	12:20 - 12:30
Visitors Infield	12:30 - 12:40
Grounds Crew	12:40 - 1:00

## World Series Champions

- 1903—Boston (A.L.)  
1904—No Series Played  
1905—New York (N.L.)  
1906—Chicago (A.L.)  
1907—Chicago (N.L.)  
1908—Chicago (N.L.)  
1909—Pittsburgh (N.L.)  
1910—Philadelphia (A.L.)  
1911—Philadelphia (A.L.)  
1912—Boston (A.L.)  
1913—Philadelphia (A.L.)  
1914—Boston (N.L.)  
1915—Boston (A.L.)  
1916—Boston (A.L.)  
1917—Chicago (A.L.)  
1918—Boston (A.L.)  
1919—Cincinnati (N.L.)  
1920—Cleveland (A.L.)  
1921—New York (N.L.)  
1922—New York (N.L.)  
1923—New York (A.L.)  
1924—Washington (A.L.)  
1925—Pittsburgh (N.L.)  
1926—St. Louis (N.L.)  
1927—New York (A.L.)  
1928—New York (A.L.)  
1929—Philadelphia (A.L.)  
1930—Philadelphia (A.L.)  
1931—St. Louis (N.L.)  
1932—New York (A.L.)  
1933—New York (A.L.)  
1934—St. Louis (N.L.)  
1935—Detroit (A.L.)  
1936—New York (A.L.)  
1937—New York (A.L.)  
1938—New York (A.L.)  
1939—New York (A.L.)  
1940—Cincinnati (N.L.)  
1941—New York (A.L.)  
1942—St. Louis (N.L.)  
1943—New York (A.L.)  
1944—St. Louis (N.L.)  
1945—Detroit (A.L.)  
1946—St. Louis (N.L.)  
1947—New York (A.L.)  
1948—Cleveland (A.L.)  
1949—New York (A.L.)  
1950—New York (A.L.)  
1951—New York (A.L.)  
1952—New York (A.L.)  
1953—New York (A.L.)  
1954—New York (N.L.)  
1955—Brooklyn (N.L.)  
1956—New York (A.L.)  
1957—Milwaukee (N.L.)  
1958—New York (A.L.)  
1959—Los Angeles (N.L.)  
1960—Pittsburgh (N.L.)  
1961—New York (A.L.)  
1962—New York (A.L.)  
1963—Los Angeles (N.L.)  
1964—St. Louis (N.L.)  
1965—Los Angeles (N.L.)  
1966—Baltimore (A.L.)  
1967—St. Louis (N.L.)  
1968—Detroit (A.L.)  
1969—New York (N.L.)  
1970—Baltimore (A.L.)  
1971—Pittsburgh (N.L.)  
1972—Oakland (A.L.)  
1973—Oakland (A.L.)  
1974—Oakland (A.L.)  
1975—Cincinnati (N.L.)  
1976—Cincinnati (N.L.)  
1977—New York (A.L.)  
1978—New York (A.L.)  
1979—Pittsburgh (N.L.)  
1980—Philadelphia (N.L.)  
1981—Los Angeles (N.L.)  
1982—St. Louis (N.L.)  
1983—Baltimore (A.L.)  
1984—Detroit (A.L.)  
1985—Kansas City (A.L.)  
1986—New York (N.L.)  
1987—Minnesota (A.L.)  
1988—Los Angeles (N.L.)  
1989—Oakland (A.L.)  
1990—Cincinnati (N.L.)  
1991—Minnesota (A.L.)  
1992—Toronto (A.L.)  
1993—Toronto (A.L.)  
1994—No Series Played  
1995—Atlanta (N.L.)  
1996—New York (A.L.)  
1997—Florida (N.L.)  
1998—New York (A.L.)  
1999—New York (A.L.)

# Most Valuable Player Award

## American League

1931—Lefty Grove, Phi.  
1932—Jimmie Foxx, Phi.  
1933—Jimmie Foxx, Phi.  
1934—Mickey Cochrane, Det.  
1935—Hank Greenberg, Det.  
1936—Lou Gehrig, N. Y.  
1937—Charley Gehringer, Det.  
1938—Jimmie Foxx, Bos.  
1939—Joe DiMaggio, N.Y.  
1940—Hank Greenberg, Det.  
1941—Joe DiMaggio, N.Y.  
1942—Joe Gordon, N.Y.  
1943—Spud Chandler, N.Y.  
1944—Hal Newhouser, Det.  
1945—Hal Newhouser, Det.  
1946—Ted Williams, Bos.  
1947—Joe DiMaggio, N.Y.  
1948—Lou Boudreau, Cle.  
1949—Ted Williams, Bos.  
1950—Phil Rizzuto, N.Y.  
1951—Yogi Berra, N.Y.  
1952—Bobby Shantz, Phi.  
1953—Al Rosen, Cle.  
1954—Yogi Berra, N.Y.  
1955—Yogi Berra, N.Y.  
1956—Mickey Mantle, N.Y.  
1957—Mickey Mantle, N.Y.  
1958—Jackie Jensen, Bos.  
1959—Nellie Fox, Chi.  
1960—Roger Maris, N.Y.  
1961—Roger Maris, N.Y.  
1962—Mickey Mantle, N.Y.  
1963—Elston Howard, N.Y.  
1964—Brooks Robinson, Bal.  
1965—Zollo Versalles, Min.  
1966—Frank Robinson, Bal.  
1967—Carl Yastrzemski, Bos.  
1968—Denny McLain, Det.  
1969—Harmon Killebrew, Min.  
1970—Boog Powell, Bal.  
1971—Vida Blue, Oak.  
1972—Dick Allen, Chi.  
1973—Reggie Jackson, Oak.  
1974—Jeff Burroughs, Tex.  
1975—Fred Lynn, Bos.  
1976—Thurman Munson, N.Y.  
1977—Rod Carew, Min.  
1978—Jim Rice, Bos.  
**1979—Don Baylor, Cal.**  
1980—George Brett, K.C.  
1981—Rollie Fingers, Mil.  
1982—Robin Yount, Mil.  
1983—Cal Ripken, Jr., Bal.  
1984—Willie Hernandez, Det.  
1985—Don Mattingly, N.Y.  
1986—Roger Clemens, Bos.  
1987—George Bell, Tor.  
1988—Jose Canseco, Oak.  
1989—Robin Yount, Mil.  
1990—Rickey Henderson, Oak.  
1991—Cal Ripken, Jr., Bal.  
1992—Dennis Eckersley, Oak.  
1993—Frank Thomas, Chi.  
1994—Frank Thomas, Chi.  
1995—Mo Vaughn, Bos.  
1996—Juan Gonzalez, Tex.  
1997—Ken Griffey Jr., Sea.  
1998—Juan Gonzalez, Tex.  
1999—Ivan Rodriguez, Tex.

## National League

1931—Frank Frisch, StL.  
1932—Chuck Klein, Phi.  
1933—Carl Hubbell, N.Y.  
1934—Dizzy Dean, StL.  
1935—Gabby Hartnett, Chi.  
1936—Carl Hubbell, N.Y.  
1937—Joe Medwick, StL.  
1938—Ernie Lombardi, Cin.  
1939—Bucky Walters, Cin.  
1940—Frank McCormick, Cin.  
1941—Dolf Camilli, Bkn.  
1942—Mort Cooper, StL.  
1943—Stan Musial, StL.  
1944—Marty Marion, StL.  
1945—Phil Cavarretta, Chi.  
1946—Stan Musial, StL.  
1947—Bob Elliott, Bos.  
1948—Stan Musial, StL.  
1949—Jackie Robinson, Bkn.  
1950—Jim Konstanty, Phi.  
1951—Roy Campanella, Bkn.  
1952—Hank Sauer, Bkn.  
1953—Roy Campanella, Bkn.  
1954—Willie Mays, N.Y.  
1955—Roy Campanella, Bkn.  
1956—Don Newcombe, Bkn.  
1957—Hank Aaron, Mil.  
1958—Ernie Banks, Chi.  
1959—Ernie Banks, Chi.  
1960—Dick Groat, Pit.  
1961—Frank Robinson, Cin.  
1962—Maury Wills, L.A.  
1963—Sandy Koufax, L.A.  
1964—Ken Boyer, StL.  
1965—Willie Mays, S.F.  
1966—Robeto Clemente, Pit.  
1967—Orlando Cepeda, StL.  
1968—Bob Gibson, StL.  
1969—Willie McCovey, S.F.  
1970—Johnny Bench, Cin.  
1971—Joe Torre, Cin.  
1972—Johnny Bench, Cin.  
1973—Pete Rose, Cin.  
1974—Steve Garvey, L.A.  
1975—Joe Morgan, Cin.  
1976—Joe Morgan, Cin.  
1977—George Foster, Cin.  
1978—Dave Parker, Pit.  
1979—Keith Hernandez, StL.  
Willie Stargell, Pit.  
1980—Mike Schmidt, Phi.  
1981—Mike Schmidt, Phi.  
1982—Dale Murphy, Atl.  
1983—Dale Murphy, Atl.  
1984—Ryne Sandberg, Chi.  
1985—Willie McGee, StL.  
1986—Mike Schmidt, Phi.  
1987—Andre Dawson, Chi.  
1988—Kirk Gibson, L.A.  
1989—Kevin Mitchell, S.F.  
1990—Barry Bonds, Pit.  
1991—Terry Pendleton, Atl.  
1992—Barry Bonds, Pit.  
1993—Barry Bonds, S.F.  
1994—Jeff Bagwell, Hou.  
1995—Barry Larkin, Cin.  
1996—Ken Caminiti, S.D.  
1997—Larry Walker, Col.  
1998—Sammy Sosa, Chi.  
1999—Chipper Jones, Atl.

# Cy Young Memorial Award

## American League

1958—Bob Turley, N.Y.★  
1959—Early Wynn, Chi.★  
1961—Whitey Ford, N.Y.★  
**1964—Dean Chance, L.A.★**  
1967—Jim Lonborg, Bos.  
1968—Denny McLain, Det.  
1969—Mike Cuellar, Bal.  
Denny McLain, Det.  
1970—Jim Perry, Min.  
1971—Vida Blue, Oak.  
1972—Gaylord Perry, Cle.  
1973—Jim Palmer, Bal.  
1974—Jim Hunter, Oak.  
1975—Jim Palmer, Bal.  
1976—Jim Palmer, Bal.  
1977—Sparky Lyle, N.Y.  
1978—Ron Guidry, N.Y.  
1979—Mike Flanagan, Bal.  
1980—Steve Stone, Bal.  
1981—Rollie Fingers, Mil.  
1982—Pete Vuckovich, Mil.  
1983—LaMarr Hoyt, Chi.  
1984—Willie Hernandez, Det.  
1985—Bret Saberhagen, K.C.  
1986—Roger Clemens, Bos.  
1987—Roger Clemens, Bos.  
1988—Frank Viola, Min.  
1989—Bret Saberhagen, K.C.  
1990—Bob Welch, Oak.  
1991—Roger Clemens, Bos.  
1992—Dennis Eckersley, Oak.  
1993—Jack McDowell, Chi.  
1994—David Cone, K.C.  
1995—Randy Johnson, Sea.  
1996—Pat Hentgen, Tor.  
1997—Roger Clemens, Tor.  
1998—Roger Clemens, Tor.  
1999—Pedro Martinez, Bos.

★Combined Selection

## National League

1956—Don Newcombe, Bkn.★  
1957—Warren Spahn, Mil.★  
1960—Vernon Law, Pit.★  
1962—Don Drysdale, L.A.★  
1963—Sandy Koufax, L.A.★  
1965—Sandy Koufax, L.A.★  
1966—Sandy Koufax, L.A.★  
1967—Mike McCormick, S.F.  
1968—Bob Gibson, StL.  
1969—Tom Seaver, N.Y.  
1970—Bob Gibson, StL.  
1971—Fergie Jenkins, Chi.  
1972—Steve Carlton, Phi.  
1973—Tom Seaver, N.Y.  
1974—Mike Marshall, L.A.  
1975—Tom Seaver, N.Y.  
1976—Randy Jones, S.D.  
1977—Steve Carlton, Phi.  
1978—Gaylord Perry, S.D.  
1979—Bruce Sutter, Chi.  
1980—Steve Carlton, Phi.  
1981—Fernando Valenzuela, L.A.  
1982—Steve Carlton, Phi.  
1983—John Denny, Phi.  
1984—Rick Sutcliffe, Chi.  
1985—Dwight Gooden, N.Y.  
1986—Mike Scott, Hou.  
1987—Steve Bedrosian, Phi.  
1988—Orel Hershiser, L.A.  
1989—Mark Davis, S.D.  
1990—Doug Drabek, Pit.  
1991—Tom Glavine, Atl.  
1992—Greg Maddux, Chi.  
1993—Greg Maddux, Atl.  
1994—Greg Maddux, Atl.  
1995—Greg Maddux, Atl.  
1996—John Smoltz, Atl.  
1997—Pedro Martinez, Mon.  
1998—Tom Glavine, Atl.  
1999—Randy Johnson, Ari.

## ROBERTO CLEMENTE AWARD, PRESENTED BY JOHN HANCOCK

Since 1970, Major League Baseball has annually presented an award (originally known as "The Commissioner's Award") which recognizes the player who best exemplifies the game of baseball, sportsmanship, community involvement and the individual's contribution to his team. The award, now sponsored by John Hancock Financial Services, recognizes those individuals who truly understand the value of helping others.

In 1972, following the tragic death of Roberto Clemente, the award was renamed to honor the man whose spirit and goodwill will always be remembered. The 12-time All-Star and Hall of Famer was killed in a plane crash New Years Eve, 1972, delivering food and medical supplies to earthquake victims of Nicaragua.

Early in the season, each team will be asked to submit three candidates to MLB. A local panel formed by John Hancock Financial Services and made up of local community representatives will select a nominee from each club. A panel of baseball dignitaries, including Vera Clemente and Commissioner Alan H. (Bud) Selig, will then select a winner from the list of 30 nominees. The winner of the Roberto Clemente Award will receive a \$25,000 donation from John Hancock Financial Services for the local charity of his choice at an on-field ceremony during the World Series. John Hancock will also make a cash contribution to the Roberto Clemente Foundation and to each nominee's local charity.

Past winners include Tony Gwynn (1999), Sammy Sosa, Willie Mays, Lou Brock, Ozzie Smith, Cal Ripken, Jr., Kirby Puckett and others.

John Hancock is a proud sponsor of Major League Baseball and the title sponsor of The John Hancock All-Star FanFest, an interactive "Baseball Heaven on Earth" held in conjunction with MLB's All-Star Game.

# Rookie of the Year Award

## American League

1949—Roy Sievers, StL.  
1950—Walt Dropo, Bos.  
1951—Gil McDougald, N.Y.  
1952—Harry Byrd, Phi.  
1953—Harvey Kuenn, Det.  
1954—Bob Grim, N.Y.  
1955—Herb Score, Cle.  
1956—Luis Aparicio, Chi.  
1957—Tony Kubek, N.Y.  
1958—Albie Pearson, Wsh.  
1959—Bob Allison, Wsh.  
1960—Ron Hansen, Bal.  
1961—Don Schwall, Bos.  
1962—Tom Tresh, N.Y.  
1963—Gary Peters, Chi.  
1964—Tony Oliva, Min.  
1965—Curt Blefary, Bal.  
1966—Tommie Agee, Chi.  
1967—Rod Carew, Min.  
1968—Stan Bahnsen, N.Y.  
1969—Lou Piniella, N.Y.  
1970—Thurman Munson, N.Y.  
1971—Chris Chambliss, Cle.  
1972—Carlton Fisk, Bos.  
1973—Al Bumbry, Bal.  
1974—Mike Hargrove, Tex.  
1975—Fred Lynn, Bos.  
1976—Mark Fidrych, Det.  
1977—Eddie Murray, Bal.  
1978—Lou Whitaker, Det.  
1979—John Castino, Min.  
    Alfredo Griffin, Tor.  
1980—Joe Charboneau, Cle.  
1981—Dave Righetti, N.Y.  
1982—Cal Ripken, Jr., Bal.  
1983—Ron Kittle, Chi.  
1984—Alvin Davis, Sea.  
1985—Ozzie Guillen, Chi.  
1986—Jose Canseco, Oak.  
1987—Mark McGwire, Oak.  
1988—Walt Weiss, Oak.  
1989—Gregg Olson, Bal.  
1990—Sandy Alomar, Jr., Cle.  
1991—Chuck Knoblauch, Min.  
1992—Pat Listach, Mil.  
**1993—Tim Salmon, Cal.**  
1994—Bob Hamelin, K.C.  
1995—Marty Cordova, Min.  
1996—Derek Jeter, N.Y.  
1997—Nomar Garciaparra, Bos.  
1998—Ben Grieve, Oak.  
1999—Carlos Beltran, K.C.

## National League

1947—Jackie Robinson, Bkn.★  
1948—Alvin Dark, Bos.★  
1949—Don Newcombe, Bkn.  
1950—Sam Jethroe, Bos.  
1951—Willie Mays, N.Y.  
1952—Joe Black, Bkn.  
1953—Jim Gilliam, Bkn.  
1954—Wally Moon, StL.  
1955—Bill Virdon, StL.  
1956—Frank Robinson, Cin.  
1957—Jack Sanford, Phi.  
1958—Orlando Cepeda, S.F.  
1959—Willie McCovey, S.F.  
1960—Frank Howard, L.A.  
1961—Billy Williams, Chi.  
1962—Ken Hubbs, Chi.  
1963—Pete Rose, Cin.  
1964—Dick Allen, Phi.  
1965—Jim Lefebvre, L.A.  
1966—Tommy Helms, Cin.  
1967—Tom Seaver, N.Y.  
1968—Johnny Bench, Cin.  
1969—Ted Sizemore, L.A.  
1970—Carl Morton, Mon.  
1971—Earl Williams, Atl.  
1972—Jon Matlack, N.Y.  
1973—Gary Matthews, S.F.  
1974—Bake McBride, StL.  
1975—John Montefusco, S.F.  
1976—Butch Metzger, S.D.  
    Pat Zachry, Cin.  
1977—Andre Dawson, Mon.  
1978—Bob Horner, Atl.  
1979—Rick Sutcliffe, L.A.  
1980—Steve Howe, L.A.  
1981—Fernando Valenzuela, L.A.  
1982—Steve Sax, L.A.  
1983—Darryl Strawberry, N.Y.  
1984—Dwight Gooden, N.Y.  
1985—Vince Coleman, StL.  
1986—Todd Worrell, StL.  
1987—Benito Santiago, S.D.  
1988—Chris Sabo, Cin.  
1989—Jerome Walton, Chi.  
1990—Dave Justice, Atl.  
1991—Jeff Bagwell, Hou.  
1992—Eric Karros, L.A.  
1993—Mike Piazza, L.A.  
1994—Raul Mondesi, L.A.  
1995—Hideo Nomo, L.A.  
1996—Todd Hollandsworth, L.A.  
1997—Scott Rolen, Phi.  
1998—Kerry Wood, Chi.  
1999—Scott Williamson, Cin

★Combined Selection

# Tempe Diablo Stadium



On April 1, 1992, the Angels defeated San Diego, 3-1 at Angels Stadium in the final exhibition game of spring training. The contest was historic in that it marked the final spring training game for the Angels in Palm Springs, CA, their Cactus League home for 32 years.

On July 25, 1991, the Angels signed a 25-year lease (including two five-year options) with the city of Tempe, Arizona, making Tempe Diablo Stadium their home spring training facility until the year 2017. The complex had been the spring home of the Seattle Mariners since its 1977 expansion and previously housed the Seattle Pilots and Milwaukee Brewers (1969-71).

Owned and operated by the City of Tempe Parks and Recreation Department, Tempe Diablo Stadium has been completely rebuilt and renovated with the combined efforts of HOK Sports Facilities Group and the Angels. Groundbreaking for the "new-look" stadium took place, April 22, 1992 and cost an estimated \$5.8 million to complete.

Two-thirds of the funding was provided by Maricopa County and one-third by the City of Tempe. All revenues from food and beverage concessions, parking, souvenirs and in-stadium advertising are shared equally by the City of Tempe and the Angels, while the City receives 20% of revenues from ticket sales.

In addition to the stadium, the complex includes two-and-a-half practice fields. Dimensions of the stadium are 340' down the left field line; 360' down the right field line; 400' to the left and right-center power alleys and 420' to center with an outfield fence height of eight feet. The playing surface is Bermuda natural grass.

## Facts & Figures

**Address:** 2200 W. Alameda, Tempe, AZ 85282

**Owners:** City of Tempe Parks and Recreation Department

**Tenant:** Anaheim Angels

**Lease:** 25-years (including two five-year options)

**Architect:** HOK Sports Facilities Group

**Builder:** The Weitz Company

**Cost:** 5.8 million (estimated)

**Groundbreaking Date:** April 22, 1992

**Stadium Area:** 75 acres (estimate)

**Parking Facilities:** East and West parking lots with 1,300 paved parking spaces; two disabled accessible entry ramps; field and service access.

**Seating Capacity:** 9,785

7,050: In-stadium seats

235: Disabled & companion seats

2,000: Lawn seats (estimate)

500: Temporary

# Tempe Diablo Stadium



In-stadium capacity at Tempe Diablo Stadium is 7,285, with 9,785 tickets available for each game (including seating for the disabled, lawn seats and temporary bleachers).

Parking for the stadium includes two parking lots (east and west) with 1,300 paved parking spaces, including two disabled entry ways as well as field and service access.

Dedication ceremonies for Tempe Diablo Stadium took place Feb. 27, 1993, with the Angels' first home game, March 7, 1993 against Oakland.

While the Angels will utilize their facility in Tempe, the club's minor league program will continue to operate from Gene Autry Park in Mesa, AZ. Dedicated March 1, 1984, the three-diamond complex serves as the spring home of the club's minor league affiliates and the Angels' Arizona Instructional League entry.

Since the inception of the organization in 1961, California had played its spring training contests at Angels Stadium in Palm Springs. The facility was formerly called the Polo Grounds until switching its name in 1964.

On December 19, 1965, the Angels signed an agreement to hold spring training in Holtville, CA, located approximately 10 miles east of El Centro. The club annually spent 10 days to two weeks at the four-diamond complex from 1966 through 1979, before returning on a full-time basis to Palm Springs in 1980.

In 1982 and 1983, California divided spring headquarters between Casa Grande, AZ and Palm Springs.

## Fan Accommodations

*(All with disabled access)*

- |                               |                     |
|-------------------------------|---------------------|
| 3 Women's Restrooms           | 1 Novelty Stand     |
| 3 Men's Restrooms             | 1 Security Office   |
| 1 Family Restroom             | 1 First Aid Station |
| 5 Concession Stands           | 2 Ticket Locations  |
| 1 Vendor's Commissary/Storage | 2 Picnic Areas      |
| 1 Walk-In Novelty Store       |                     |

## Press Facilities

- |                              |                       |
|------------------------------|-----------------------|
| Seating for 30 Media Members | 1 Organ Booth         |
| 2 Television Booths          | 1 Serving Kitchen     |
| 2 Radio Booths               | 1 Scoreboard Operator |
| 1 Public Address Announcer   |                       |

# Angels 2000 Spring Training

## Major League Camp

**Tempe Diablo Stadium**  
2200 West Alameda  
Tempe, AZ 85282  
(602) 438-4300

**Sheraton Phoenix Airport**  
1600 South 52nd Street  
Tempe, AZ 85281  
(480) 967-6600

## Tempe Diablo Stadium Staff

Will Manley .....Community Services Director  
Mark Richwine .....Parks & Recreation Administrator  
Kristen Hecht .....Community Events Coordinator  
Wil Gorman .....Tempe Diablo Stadium Coordinator  
Jerry Santee .....Field Crew Supervisor

## Tempe Diablo Stadium Press Box Telephone Number

(602) 438-4335

Telephones for the working media should be ordered through US West at (206) 220-2320. For connection of telephone line, please call the City of Tempe Telecommunications Dept. at (480) 350-8175.

**Gene Autry Park**  
4125 East McKellips  
Mesa, AZ 85215  
(480) 830-4137

**Lake View Apartments**  
1849 South Power Road  
Mesa, AZ 85206

## Minor League Camp Gene Autry Park Staff

Scott Lingle .....Facilities Manager  
Eric Blum .....Minor League Equipment Manager  
Jesse Garcia .....Groundskeeper  
Brian Guerrero .....Groundskeeper

## Tempe Diablo Stadium Pre-Game Timetable

### 1:05 Games

Angels Hit .....To Noon  
Visitors Hit .....11:00 - Noon  
Angels Infield .....Noon - 12:15  
Visitors Infield .....12:15 - 12:30  
Grounds Crew .....12:30 - 1:00

### 7:05 Games

Angels Hit .....To 6:00  
Visitors Hit .....5:00 - 6:00  
Angels Infield .....6:00 - 6:15  
Visitors Infield .....6:15 - 6:30  
Grounds Crew .....6:30 - 7:00

**NOTE: Visitors hit on second field plus a half diamond and cages.**

# 2000 Spring Training Schedule

DAY	DATE	OPPONENT	LOCATION	TIME
<b>Wednesday</b>	<b>March 1</b>	<b>Arizona State</b>	<b>TEMPE</b>	<b>7:05 PM</b>
Thursday	March 2	OPEN		
Friday	March 3	Seattle	Peoria	1:05 PM
<b>Saturday</b>	<b>March 4</b>	<b>Oakland</b>	<b>TEMPE</b>	<b>1:05 PM</b>
Sunday	March 5	Oakland	Phoenix	1:05 PM
Monday	March 6	Chicago Cubs	Mesa	1:05 PM
<b>Tuesday</b>	<b>March 7</b>	<b>Seattle</b>	<b>TEMPE</b>	<b>1:05 PM</b>
<b>Wednesday</b>	<b>March 8</b>	<b>Colorado (ss)</b>	<b>TEMPE</b>	<b>1:05 PM</b>
		Oakland (ss)	Phoenix	1:05 PM
<b>Thursday</b>	<b>March 9</b>	<b>Milwaukee</b>	<b>TEMPE</b>	<b>1:05 PM</b>
<b>Friday</b>	<b>March 10</b>	<b>San Diego (ss)</b>	<b>TEMPE</b>	<b>1:05 PM</b>
		San Diego (ss)	Peoria	1:05 PM
<b>Saturday</b>	<b>March 11</b>	<b>Colorado</b>	<b>TEMPE</b>	<b>1:05 PM</b>
Sunday	March 12	Seattle	Peoria	1:05 PM
<b>Monday</b>	<b>March 13</b>	<b>OPEN</b>		
<b>Tuesday</b>	<b>March 14</b>	<b>San Francisco (ss)</b>	<b>TEMPE</b>	<b>1:05 PM</b>
		San Francisco (ss)	Scottsdale	1:05 PM
Wednesday	March 15	Arizona	Tucson	1:05 PM
Thursday	March 16	Oakland	Phoenix	1:05 PM
Friday	March 17	Milwaukee	Maryvale	1:05 PM
<b>Saturday</b>	<b>March 18</b>	<b>Arizona (ss)</b>	<b>TEMPE</b>	<b>1:05 PM</b>
		Arizona (ss)	Hermosillo, Mexico	2:05 PM
<b>Sunday</b>	<b>March 19</b>	<b>Chicago White Sox</b>	<b>TEMPE</b>	<b>1:05 PM</b>
Monday	March 20	San Francisco	Scottsdale	1:05 PM
Tuesday	March 21	Chicago White Sox	Tucson	1:05 PM
<b>Wednesday</b>	<b>March 22</b>	<b>San Diego</b>	<b>TEMPE</b>	<b>1:05 PM</b>
<b>Thursday</b>	<b>March 23</b>	<b>Oakland (ss)</b>	<b>TEMPE</b>	<b>1:05 PM</b>
		Colorado (ss)	Tucson	1:05 PM
Friday	March 24	San Diego	Peoria	1:05 PM
Saturday	March 25	San Francisco	Scottsdale	1:05 PM
<b>Sunday</b>	<b>March 26</b>	<b>San Diego</b>	<b>TEMPE</b>	<b>1:05 PM</b>
Monday	March 27	Colorado	Tucson	1:05 PM
<b>Tuesday</b>	<b>March 28</b>	<b>Oakland</b>	<b>TEMPE</b>	<b>1:05 PM</b>
<b>Wednesday</b>	<b>March 29</b>	<b>Arizona (ss)</b>	<b>TEMPE</b>	<b>1:05 PM</b>
		San Diego (ss)	Peoria	1:05 PM
Thursday	March 30	OPEN		
<b>Friday</b>	<b>March 31</b>	<b>San Diego</b>	<b>ANAHEIM</b>	<b>7:05 PM (PST)</b>
Saturday	April 1	San Diego	San Diego	1:05 PM (PST)
<b>Sunday</b>	<b>April 2</b>	<b>Cal State Fullerton</b>	<b>Fullerton</b>	<b>1:05 PM (PST)</b>

All Times are Mountain Standard Time (except where noted)

Pacific Standard Time (PST)

Game Times Subject to Change

(ss) = Split Squad

**Bold** Indicates Home Game

## Fred Haney Memorial Award

Awarded by the organization to the outstanding Angels rookie(s) during spring training.

**1980** — Alfredo Martinez

**1981** — Mike Witt

**1982** — Angel Moreno

**1983** — Mike Brown

**1984** — Ron Romanick

**1985** — Pat Clements, Jack Howell  
& Wally Joyner

**1986** — Wally Joyner

**1987** — Devon White

**1988** — Frank DiMichele

**1989** — Dante Bichette

**1990** — John Orton

**1991** — Bobby Rose

**1992** — Chad Curtis

**1993** — Darryl Scott

**1994** — Jim Edmonds

**1995** — No recipient due to strike

**1996** — George Arias

**1997** — Jason Dickson

**1998** — Troy Glaus

**1999** — Mike Fyhrie & Keith Luuloa

# 1999 Spring Training Stats

NAME	AVG.	G	AB	R	H	TB	2B	3B	HR	RBI	SH	SF	HP	BB	IBB	SO	SB	CS
Abbott	.000	4	5	0	0	0	0	0	0	1	0	0	0	1	0	1	0	0
Anderson	.227	22	66	5	15	20	3	1	0	3	0	1	0	3	0	21	0	0
Barnes	1.000	1	1	0	1	1	0	0	0	0	0	0	0	0	0	0	0	0
Burke	.500	2	2	1	1	2	1	0	0	0	0	0	0	0	0	1	0	0
Buxbaum	.667	2	3	1	2	2	0	0	0	0	0	0	1	0	1	0	0	0
Carvajal	.250	3	4	0	1	2	1	0	0	0	0	0	0	0	0	1	0	0
Castro	.125	5	8	0	1	1	0	0	0	0	1	0	0	0	0	2	0	0
Christian	.000	4	7	1	0	0	0	0	0	0	0	0	1	0	1	0	0	0
Colangelo	.500	2	2	0	1	2	1	0	0	2	0	0	0	0	0	0	0	0
Decker	.250	21	20	7	5	8	3	0	0	2	0	0	1	9	0	6	0	0
Dougherty	.200	5	5	1	1	4	0	0	1	5	0	1	0	0	0	0	0	0
Durrington	.000	1	2	0	0	0	0	0	0	0	0	0	0	0	0	0	0	0
Edmonds	.400	16	45	11	18	25	4	0	1	8	0	0	0	4	0	4	0	0
Erstad	.339	19	56	12	19	26	3	2	0	4	0	1	0	7	0	7	3	2
Glaus	.370	21	54	12	20	36	5	1	3	18	0	0	0	6	0	5	2	0
Greene	.212	20	52	8	11	20	3	0	2	6	0	0	0	1	0	9	0	0
Guiel	.000	2	1	0	0	0	0	0	0	0	0	0	0	0	0	0	0	0
Guzman	.000	1	1	0	0	0	0	0	0	0	0	0	0	0	0	0	0	0
Hemphill	.333	2	3	0	1	1	0	0	0	1	0	0	0	0	0	1	0	0
Herrick	.000	1	1	0	0	0	0	0	0	0	0	0	0	0	0	0	0	0
Hollins	.308	15	39	11	12	23	5	0	2	8	0	1	0	2	0	5	3	0
Huson	.333	20	36	4	12	15	3	0	0	10	0	0	0	2	0	3	1	1
Hutchins	.263	11	19	4	5	5	0	0	0	2	1	0	0	1	0	4	1	0
Johns	.000	3	3	0	0	0	0	0	0	1	0	0	0	1	0	0	0	0
Lombardi	.000	1	1	0	0	0	0	0	0	0	0	0	0	0	0	0	0	0
Luke	.333	6	9	4	3	3	0	0	0	1	0	0	0	2	0	1	0	1
Luuloa	.341	23	44	8	15	20	2	0	1	10	0	0	0	4	0	3	0	0
Molina	.750	4	4	0	3	5	2	0	0	3	0	0	0	0	0	0	0	0
Murphy	1.000	1	1	0	1	1	0	0	0	0	0	0	0	0	0	0	0	0
Nevin	.378	17	37	7	14	19	2	0	1	11	0	2	0	4	0	7	0	0
O'Brien	.156	16	32	4	5	6	1	0	0	2	0	0	2	5	0	5	0	0
Palmeiro	.354	25	48	6	17	23	4	1	0	4	2	1	0	10	0	2	0	1
Perez	.094	22	32	0	3	4	1	0	0	1	1	0	0	0	0	4	0	0
Pritchett	.270	22	37	7	10	16	3	0	1	3	1	0	0	4	0	6	0	0
Rivera	.250	15	32	4	8	12	2	1	0	4	0	2	0	2	0	4	0	0
Ross	.333	2	3	2	1	1	0	0	0	1	0	0	0	1	0	1	0	0
Salmon	.323	22	62	12	20	36	2	1	4	12	0	0	1	9	0	11	3	1
Sheets	.281	24	64	11	18	30	4	1	2	8	1	0	0	6	1	17	1	2
Shipley	.000	1	1	0	0	0	0	0	0	0	0	0	0	0	0	0	0	0
Stankiewicz	.243	17	37	6	9	10	1	0	0	2	1	1	1	2	0	4	2	0
Tejero	.400	5	5	1	2	3	1	0	0	1	0	0	0	0	0	1	0	0
Tolentino	.000	2	2	0	0	0	0	0	0	0	0	0	0	0	0	0	0	0
Unroe	.342	21	38	10	13	28	0	0	5	11	0	1	0	4	0	6	0	0
Vaughn	.271	21	59	6	16	22	3	0	1	14	0	1	0	6	0	16	0	0
Velarde	.214	21	56	10	12	24	3	3	1	5	0	1	1	5	0	11	1	1
Walbeck	.211	9	19	1	4	5	1	0	0	1	0	1	0	0	0	4	0	0
Walther	1.000	1	1	0	1	1	0	0	0	0	0	0	0	0	0	0	0	0
Williams	.250	14	20	5	5	9	0	2	0	5	0	1	0	3	0	7	0	0
Wolff	.000	1	1	0	0	0	0	0	0	0	0	0	0	0	0	0	0	0
TEAM	.288	29	1014	176	292	447	62	12	23	164	6	15	6	102	0	168	16	7
OPP.	.301	29	1044	198	314	493	68	12	29	178	3	8	18	103	0	184	18	14

NAME	W	L	ERA	G	GS	CG	SHO	SV	IP	H	AB	R	ER	HR	SH	SF	HB	BB	IBB	SO	WP	BA
Belcher	1	2	4.24	5	5	0	0	0	23.1	26	93	15	11	2	0	0	3	9	0	6	0	.280
Borland	1	0	2.03	10	0	0	0	2	13.1	9	47	3	3	0	0	1	1	6	0	15	2	.191
Brow	0	0	0.00	2	0	0	0	1	2.0	3	10	2	0	0	0	1	0	1	0	2	1	.300
Butcher	0	0	27.00	1	0	0	0	0	1.1	6	9	4	4	0	0	0	0	2	0	1	0	.667
Cornelius	0	0	22.50	3	0	0	0	0	2.0	9	14	6	5	0	0	0	2	0	0	2	1	.643
DeLucia	0	1	7.27	7	0	0	0	0	8.2	14	38	7	7	2	0	1	1	2	0	10	1	.368
Dickson	0	0	17.47	3	1	0	0	0	5.2	15	32	15	11	1	0	1	1	4	0	3	0	.469
Edsell	1	0	16.20	2	0	0	0	0	1.2	4	10	4	3	0	0	0	0	1	0	1	0	.400
Finley	0	0	4.32	4	4	0	0	0	8.1	6	30	4	4	1	0	0	0	3	0	10	0	.200
Frey	0	0	0.00	1	0	0	0	0	1.0	1	3	0	0	0	0	0	0	0	0	0	0	.333
Fyhrle	1	1	2.70	10	0	0	0	0	13.1	12	51	4	4	0	0	0	0	3	0	10	1	.235
Hasegawa	0	0	1.50	9	1	0	0	1	12.0	9	42	2	2	1	0	0	0	2	0	7	0	.214
Hawblitzel	0	0	0.00	3	0	0	0	0	4.0	3	15	1	0	0	0	0	0	1	0	1	0	.200
Hill	2	4	7.08	6	6	0	0	0	20.1	29	82	18	16	3	2	2	0	15	0	16	0	.354
Holtz	0	0	10.38	12	0	0	0	0	13.0	20	57	15	15	0	0	0	1	8	0	15	0	.351
Jacobsen	0	0	14.54	4	0	0	0	0	4.1	11	23	7	7	1	0	0	0	0	0	3	1	.478
Magnante	1	1	2.03	10	0	0	0	0	13.1	9	50	5	3	1	0	0	0	3	0	13	0	.180
Menhart	0	0	8.10	2	0	0	0	0	3.1	5	14	3	3	0	0	0	0	1	0	0	1	.357
Michalak	0	0	0.00	1	0	0	0	0	0.2	0	2	0	0	0	0	0	0	1	0	0	0	.000
Mintz	0	0	0.00	1	0	0	0	0	2.0	1	7	0	0	0	0	0	0	0	0	0	0	.143
Montoya	0	0	36.00	1	0	0	0	0	1.0	3	6	4	4	1	0	0	0	1	0	0	0	.500
Olivares	2	1	6.33	5	5	0	0	0	21.1	24	85	15	15	3	1	0	1	9	0	10	1	.282
Percival	1	0	5.40	10	0	0	0	0	10.0	8	38	6	6	1	0	0	1	5	0	7	0	.211
Petkovsek	0	1	4.85	7	0	0	0	0	13.0	12	51	7	7	3	0	0	1	1	0	8	0	.235
Pote	0	0	4.50	1	0	0	0	0	2.0	3	8	1	1	0	0	0	0	0	0	2	0	.375
Schoeneweis	2	1	3.77	6	1	0	0	0	14.1	22	66	12	6	0	0	1	0	6	0	11	1	.333
Sparks	1	3	3.13	5	5	0	0	0	23.0	21	87	16	8	5	0	1	1	8	0	16	2	.241
Washburn	0	0	7.82	6	1	0	0	0	12.2	20	55	11	11	2	0	0	5	5	0	10	1	.364
Winston	0	1	33.00	4	0	0	0	0	3.0	9	19	11	11	2	0	0	0	6	0	5	2	.474
TEAM	13	16	5.92	29	29	0	1	4	254.0	314	1044	198	167	29	3	8	18	103	0	184	15	.301
OPP.	16	13	5.37	29	29	0	0	6	254.2	292	1014	176	152	23	6	15	6	102	0	168	10	.288

# Spring Training Record

(Versus Major League Competition Only)

Year	Won	Lost	Pct.	Home	ANGELS IN ANAHEIM			
				Attendance				
1961	7	10	.412	20,850	1966	—	Giants 9, Angels 5	40,432
1962	16	13	.552	22,546			Angels 6, Giants 5	22,841
1963	18	10	.643	25,808	1968	—	Mets 4, Angels 2	5,057
1964	14	13	.519	27,343			Angels 4, Giants 1	8,538
1965	9	14	.391	26,880	1969	—	Dodgers 4, Angels 2	10,197
1966	15	13	.536	27,307			A's 8, Angels 6	1,741
1967	11	14	.440	25,725	1970	—	Dodgers 4, Angels 2	18,600
1968	13	12	.520	28,462			Dodgers 10, Angels 4	15,620
1969	13	14	.481	23,289	1971	—	Angels 4, Dodgers 3	21,857
1970	10	16	.385	22,378	1973	—	Angels 5, Dodgers 4	16,308
1971	9	15	.375	28,290			Dodgers 5, Angels 1	19,137
1972	7	13	.350	23,956	1974	—	Angels 7, Dodgers 5	24,634
1973	9	13	.409	23,656	1975	—	Dodgers 9, Angels 2	25,589
1974	11	10	.524	24,388			Dodgers 2, Angels 0	18,265
1975	15	9	.625	28,187	1976	—	Angels 3, Dodgers 3 (rain)	22,639
1976	8	3	.727	10,456	1977	—	Dodgers 5, Angels 0	29,678
1977	14	13	.519	29,485			Dodgers 10, Angels 3	36,732
1978	15	11	.577	32,946	1978	—	Angels 10, Dodgers 1	40,591
1979	14	11	.560	34,660	1979	—	Angels 7, Dodgers 4	41,674
1980	6	22	.214	35,875	1981	—	Dodgers 4, Angels 1	48,331
1981	16	9	.640	41,140			Angels 6, Dodgers 5	58,353
1982	12	12	.500	45,099	1982	—	Dodgers 5, Angels 4	61,026
1983	15 <sup>^</sup>	9	.625	50,421	1983	—	Angels 7, Dodgers 4	57,408
1984	13 <sup>^</sup>	12	.520	43,463			Dodgers 4, Angels 2	62,877
1985	15	11	.577	48,102	1984	—	Dodgers 7, Angels 0	62,921
1986	15	14	.517	53,158	1985	—	Dodgers 1, Angels 0	★62,968
1987	15	15	.500	57,527			Dodgers 9, Angels 7	37,888
1988	15	14	.517	58,847	1986	—	Angels 10, Dodgers 8	61,538
1989	14	15	.483	56,034	1987	—	Angels 1, Dodgers 0	42,273
1990	6	10	.375	14,324			Angels 2, Dodgers 1	61,272
1991	13	15	.464	57,399	1988	—	Angels 6, Dodgers 1	41,511
1992	16	13	.552	55,983	1989	—	Dodgers 3, Angels 1	45,795
1993	14	16	.467	94,103			Angels 8, Dodgers 7	58,874
1994	10	19	.345	90,800	1990	—	Dodgers 5, Angels 4	47,555
1995*	13 <sup>^</sup>	12	.520	27,687	1991	—	Dodgers 3, Angels 1	59,090
1995#	7 <sup>^</sup>	4	.636	9,782			Angels 6, Dodgers 4	43,011
1996	21 <sup>^</sup>	10	.677	68,270	1992	—	Angels 1, Dodgers 0	55,983
1997	9	21	.300	50,544	1993	—	Angels 5, Dodgers 3	46,768
1998	16 <sup>^</sup>	15	.516	59,810			Padres 6, Angels 4	15,534
1999	13	15	.464	62,610	1994	—	Angels 5, Dodgers 2	47,735
							Angels 5, Dodgers 4	21,221
					1995	—	Angels 4, Dodgers 1*	22,452
							Angels 7, Padres 7#	1,770
							Angels 12, Padres 4#	1,294
					1996	—	Dodgers 6, Angels 2	42,038
					1997	—	Angels 5, Dodgers 1	31,897
							Angels 2, Dodgers 0	18,647
					1998	—	Dodgers 8, Angels 1	39,541
					1999	—	Dodgers 8, Angels 1	28,405

\* 1995 Spring Training I  
# 1995 Spring Training II

★Freeway Series Single Game Record

<sup>^</sup>Tie Games: Angels/Brewers played 5-inning, 2-2 tie, March 18, 1983.  
Angels/Indians played 11-inning, 5-5 tie, March 24, 1984.  
Angels/Padres played 12-inning, 3-3 tie, March 3, 1995.  
Angels/Padres played 10-inning, 7-7 tie, April 24, 1995.  
Angels/A's played 11-inning, 4-4 tie, March 3, 1996.  
Angels/Padres played nine-inning, 2-2 tie, March 14, 1998.

Attendance Record, Tempe Diablo Stadium  
9,082 March 22, 1997, Angels 8, Rockies 4

ANGELS AT HOLTVILLE  
8 wins, 3 losses

## Freeway Series Home Crowds-50,000+

ATTENDANCE	DATE	OPPONENT	ATTENDANCE	DATE	OPPONENT
62,968	April 6, 1985	Los Angeles	59,090	April 6, 1991	Los Angeles
62,921	March 30, 1984	Los Angeles	58,874	April 1, 1989	Los Angeles
2,827	April 2, 1983	Los Angeles	58,353	April 1, 1989	Los Angeles
61,538	April 6, 1986	Los Angeles	57,408	April 1, 1983	Los Angeles
61,272	April 4, 1987	Los Angeles	55,983	April 3, 1992	Los Angeles
61,026	April 4, 1982	Los Angeles			

# National Baseball Hall of Fame and Museum

25 Main Street, Cooperstown, New York 13326  
website: [www.baseballhalloffame.org](http://www.baseballhalloffame.org)  
phone: (607) 547-7200 fax: (607) 547-2044  
e-mail address: [info@baseballhalloffame.org](mailto:info@baseballhalloffame.org)

Public Relations: (607) 547-0215  
Hours: May 1-Sept. 30: 9AM-9PM Oct. 1-Apr. 30: 9AM-5PM  
Closed Nov. 26, Dec. 25, Jan. 1 2001

**Directory:** Edward W. Stack (chairman), Jane Forbes Clark (vice chairman), Dale Petroskey (president), Frank Simio (vice president, business and administration), Ted Spencer (vice president, chief curator), Jeff Idelson (vice president, communications and education), Peter Clark (curator of collections), Jim Gates (librarian), John Ralph (executive director, communications and museum programs), Alan Wickstrom (manager, publications).

## 2000 Hall of Fame Weekend

Induction Ceremony: Sunday, July 23  
Hall of Fame Game: Monday, July 24

1:30 pm, Clark Sports Center  
2:00 PM, Doubleday Field

## Hall of Famers Who Have Worn An Angels' Uniform

	Years with Angels	Inducted
Rod Carew	1979-1985	1991
Reggie Jackson	1982-1986	1993
Frank Robinson	1973-1974	1982
Hoyt Wilhelm	1969	1985
Don Sutton	1986-87	1998
Nolan Ryan	1972-79	1999

## Upcoming Hall of Fame Candidates

First-year candidates for Hall of Fame/BBWAA election in 2001 include Steve Bedrosian, Ron Darling, Kirk Gibson, Don Mattingly, Kirby Puckett, Dave Righetti, Dave Stewart, Andy Van Slyke, Lou Whitaker, and former Angel Dave Winfield, among others. Notable upcoming Hall of Fame eligibles to have worn Angels uniforms include: One-time Angel Eddie Murray in 2003.

## Significant Angels' Artifacts at the Hall

- Bat and ball used by Rod Carew in his 3000th career hit.
- Entire uniform worn by Rod Carew on August 4, 1985 at Anaheim Stadium when he achieved his 3,000th career hit, including his hat, jersey, pants, socks, spikes, and batting gloves.
- Helmet worn by Reggie Jackson when he hit his 500th career home run on September 17, 1984 at Anaheim Stadium.
- There have been seven no-hitters by Angels' pitchers, including Bo Belinsky (1962), Clyde Wright (1970), Mike Witt (1984), and Nolan Ryan (1973 (2), 1974, 1975). A ball from each no-hitter and four Angels' hats from Ryan, are part of a "No-Hit" display which contains a ball from every no-hitter since 1940.
- Bat and ball used by Garret Anderson to hit the 124th grand slam in 1996, a single-season Major League record.
- Cap worn by Angels' Shigetoshi Hasegawa in 1997, when he earned the 1st win by a Japanese pitcher in A.L. history.
- Jim Edmonds bat used by all nine batters in the starting lineup on August 4, 1999.

## Notes From the Hall of Fame

The Hall of Fame opened on June 12, 1939. The first election occurred in 1936 and its inaugural class included Ty Cobb, Walter Johnson, Christy Mathewson, Babe Ruth and Honus Wagner. Not including the 2000 Veterans Committee election, the Hall of Fame is comprised of 244 members (59 living): 182 major leaguers, 23 pioneers/executives, 16 Negro Leaguers, 15 managers and eight umpires.

## Research Assistance

The Hall of Fame is pleased to provide assistance in baseball research and members of the media are encouraged to utilize this valuable baseball resource when ever necessary, by calling the Public Relations department at (607) 547-0215, or the Library Reference desk at (607) 547-0330.

# Ticket Information

Seat Category	Per Game Season Price	Game Day Ticket Price
Field MVP	\$22.00	\$30.00
Field Box	\$16.00	\$20.00
Terrace MVP	\$17.50	\$22.00
Terrace Box	\$14.00	\$18.50
Terrace Disabled MVP	\$14.00	\$18.50
Terrace Disabled Box	\$8.00	\$10.00
Lower View MVP	\$10.00	\$14.00
Lower View Box	\$8.50	\$11.00
Upper View	\$8.00	\$10.00
Left Field Pavilion**		
Children (ages 2-12)	NOT AVAILABLE	\$3.00
Adult	NOT AVAILABLE	\$6.00
Terrace/Club Pavilion**		
Children Admission	\$3.00	\$5.50
Adult Admission	\$6.50	\$8.00
<b>Premium Seating</b>		
Diamond Club	\$40.00 - Sold Out	Sold Out
Diamond Club Disabled	\$40.00	\$49.00
Club MVP	\$26.00 - Sold Out	Sold Out
Club Loge	\$19.50	\$22.00

\*\*Includes ADA seating.

Season Parking \$574.00

Premium Seating contact: (714) 940-2159

Group Tickets contact: (714) 940-2074

Game Day Tickets contact: (714) 663-9000

**EDISON INTERNATIONAL FIELD OF ANAHEIM—(714) 634-2000; 2000 Gene Autry Way, Anaheim, CA 92806.** Hours: Monday thru Saturday, 9 a.m. to 5:30 p.m. beginning, Saturday, March 6, 1999 at the advance ticket windows at the Home Plate Gate. Tickets are also available at game time behind home plate on Field Level.

**MAIL ORDERS**—Orders must be received at least seven days prior to event. Please include \$4 per order for postage and handling. Mail orders to: **Angels Tickets, P.O. Box 2000, Anaheim, CA 92803.** Gift certificates are also available by mail.

**TELEPHONE ORDERS**—From the convenience of your home or office, you may order for any game on the 1999 home schedule and charge it to your Discover, MasterCard, American Express or Visa by calling: **Angels Charge Line at (714) 663-9000.** Reservation lines will be available from 9 a.m. to 9 p.m. Monday through Friday and 9 a.m. to 7 p.m. on Saturday and Sunday.

Tickets ordered 10 days prior to the game will be mailed to you. Tickets ordered after that time will be available at the Will Call window at Home Plate Gate at Edison International Field of Anaheim.

Tickets may also be purchased at all **TICKETMASTER** outlets. For information call (714) 740-2000, (213) 480-3232, or (805) 583-8700.

For Season Ticket Information,  
Please Call (714) 940-2159

# 2000 Anaheim Angels Schedule

## MARCH/APRIL

SUN	MON	TUES	WED	THUR	FRI	SAT
					31 *SD 7:05	1
2	TVB 3 NY 7:35	FSN 4 NY 7:05	FSN 5 NY 7:05	6	BOS 7 BOS 7:05	FSN 8 BOS 7:05
FSN 9 BOS 1:05	10 TOR 7:05	FSN 11 TOR 7:05	12 TOR 7:05	13	TVB 14 CHI 4:05	TVB 15 CHI 11:05
TVB 16 CHI 11:05	TVB 17 TOR 4:05	18 TOR 4:05	19 TOR 4:05	TVB 20 TOR 4:05	TVB 21 TB 4:15	TVB 22 TB 1:15
23 TB 10:15	24 DET 7:05	25 DET 7:05	26 DET 7:05	27 TB 7:05	28 TB 7:05	FSN 29 TB 7:05
30 TB 1:05						

## MAY

SUN	MON	TUES	WED	THUR	FRI	SAT
	1	2 BAL 4:05	3 BAL 4:05	4 BAL 12:05	TVB 5 SEA 7:05	TVB 6 SEA 1:05
TVB 7 SEA 1:35	FSN 8 OAK 7:05	9 OAK 7:05	10 OAK 7:05	11 TEX 7:05	TVB 12 TEX 7:05	FSN 13 TEX 7:05
FSN 14 TEX 1:05	15	TVB 16 BAL 7:05	FSN 17 BAL 7:05	18	FSN 19 KC 7:05	FSN 20 KC 7:05
FSN 21 KC 1:05	22	23 MIN 5:05	24 MIN 5:05	25 MIN 10:05	TVB 26 KC 5:05	TVB 27 KC 5:05
TVB 28 KC 11:05	TVB 29 CLE 10:05	30 CLE 4:05	31 CLE 4:05			

## JUNE

SUN	MON	TUES	WED	THUR	FRI	SAT
					2 *LA 7:05	3 *LA 1:05
FSN 4 *LA 1:05	FSN 5 *SF 7:05	6 *SF 7:05	7 *SF 7:05	8	TVB 9 *AZ 7:05	FSN 10 *AZ 1:05
TVB 11 *AZ 1:35	12	TVB 13 TB 4:15	14 TB 4:15	15 TB 4:15	TVB 16 BAL 4:35	TVB 17 BAL 4:05
TVB 18 BAL 10:35	19	FSN 20 KC 7:05	FSN 21 KC 7:05	22 FSN 23 KC 7:05	FSN 24 MIN 7:05	FSN 25 MIN 7:05
26	27 MIN 1:05	TVB 28 SEA 7:05	29 SEA 7:05	TVB 30 SEA 1:05	FSN 31 OAK 7:05	

## JULY

SUN	MON	TUES	WED	THUR	FRI	SAT
						FSN 1 OAK 7:05
2	FSN 3 SEA 7:05	FSN 4 SEA 7:05	FSN 5 SEA 7:05	TVB 6 SEA 7:05	FSN 7 *COL 7:05	FSN 8 *COL 1:05
9	10	11	12	TVB 13 *LA 7:10	TVB 14 *LA 7:10	FSN 15 *LA 1:05
*COL 5:05	ALL-STAR BREAK			16	TVB 17 OAK 7:05	TVB 18 OAK 1:05
*SD 4:05	*SD 7:05	*SD 2:05	TEX 7:05	TEX 7:05	OAK 7:05	OAK 1:05
TVB 23 OAK 1:05	TVB 24 TEX 5:35	TVB 25 TEX 5:35	26 TEX 5:35	27 CHI 7:05	TVB 28 CHI 7:05	FSN 29 CHI 1:05
30 CHI 5:05	FSN 31 DET 7:05					

## AUGUST

SUN	MON	TUES	WED	THUR	FRI	SAT
		FSN 1 DET 7:05	2 DET 1:05	3	TVB 4 CLE 4:05	5 CLE 1:05
TVB 6 CLE 10:05	FSN 7 BOS 7:05	8 BOS 7:05	9 BOS 7:05	10	FSN 11 NY 7:05	FSN 12 NY 7:05
13	14	15	16	TVB 17 NY 4:05	TVB 18 NY 4:05	19 NY 10:05
TVB 20 NY 10:05	TVB 21 BOS 4:05	22 BOS 4:05	23 BOS 4:05	24	FSN 25 CLE 7:05	FSN 26 CLE 7:05
27	28 TOR 7:05	29 TOR 7:05	30 TOR 7:05	31		

## SEPTEMBER/OCTOBER

SUN	MON	TUES	WED	THUR	FRI	SAT
					TVB 1 CHI 5:05	2 CHI 4:05
3	4	5	6	7	TVB 8 BAL 7:05	TVB 9 BAL 1:05
CHI 11:05	DET 2:05	DET 4:05	DET 4:05	DET 4:05	10	11
12	13	14	15	16	17	18
BAL 5:05	BAL 7:05	FSN 11 TB 7:05	FSN 12 TB 7:05	FSN 13 TB 7:05	14	15
16	17	18	19	20	21	22
NY 11:05	MIN 5:05	KC 5:05	KC 5:05	KC 5:05	TVB 22 TEX 5:05	TVB 23 TEX 5:05
24	25	26	27	28	29	30
TEX 12:05	OAK 7:05	OAK 7:05	OAK 12:35	OAK 12:35	SEA 7:05	SEA 7:05
31 SEA 1:05						

HOME GAMES  AWAY GAMES

• PRESEASON GAME \* INTERLEAGUE GAMES

ALL GAME TIMES ARE SUBJECT TO CHANGE.

KCAL - KCAL 9 TELECAST

FSN - FOX SPORTS NET

ESPN - TELEVIEWED ON ESPN

FOX - NATIONALLY TELEVIEWED ON FOX

ANAHEIM  
**ANGELS** SM



PEPSI®



The Joy of Cola™

*T*HE POWER  
HITTERS  
ARE BACK ON  
THE FIELD.



Welcome back for another winning season in Anaheim. Together with the Angels, we're proud to celebrate the future of America's favorite pastime at Edison International Field.

