



TM

2004 Angels Information Guide



KCAL 9 SPORTS

Proud to be the home of
the Anaheim Angels



Alan Massengale James Worthy John Ireland Derrin Horton



Steve Physioc Rex Hudler

ALSO PROUD BROADCAST HOME OF





More publications available at:

www.retroseasons.com/library/

Table of Contents



Angels Directory	1-3
The Angels and MLB Remember	4-10
Media Guidelines	11

Front Office 14-31

Front Office Bios	14-20
Training Staff	21
Clubhouse Staff	22
Medical Staff	23
Medical Glossary	24-25
Scouting Staff	30-31

Under The Halo 34-42

Television & Radio Information	34-38
KCAL 9, Fox Sports Net	34
ESPN Radio 710 AM; KTNQ 1020 AM; Radio Affiliates	35
Television & Radio Announcers	36-38
Name, Logo & Colors	39-40
Community Relations	41-42

2004 Angels Information Guide

Vice President of Communications
Tim Mead

Researched, Written and Edited by
Eric Kay, Larry Babcock,
Nancy Mazmanian, Marty Sewell
Dave Paterson and Shane Demmitt

Team Photography
Deb Robinson
John Cordes
Bob Binder

Additional Photography
Major League Baseball,
Richard S. Kee, Scott Quintaro,
Howard Levine, Lou Sauritch,
futureangels.com,
Fernando Escovar

Statistical Information
Elias Sports Bureau, STATS Inc.,
Howe Sportsdata International,
MLB Information Systems,
baseballreference.com

Artwork & Design Layout
The design crew at
Ben Franklin Press, Inc. (Mike Chavez)

Cover Design
Mike Chavez

Printed by
Ben Franklin Press, Inc.
Tempe, AZ

Copyright© 2004

Angels Baseball
©Anaheim Angels



The information contained in this publication was compiled by the Angels and is provided as a courtesy to our fans and the media and may be used only for personal or editorial purposes. Any commercial use of this information is prohibited without the prior written consent of the Angels.

All MLB and team insignias depicted in this publication are the property of Major League Baseball and the respective teams and may not be reproduced for commercial purposes without the prior written consent of Major League Baseball.

All information published as of 3/01/2004.



Table of Contents



Manager & Coaches..... 44-54

Bios 44-53

The Players..... 56-178

40-Man Roster Bios 56-162

Non-Roster Players 163-173

How 2004 Angels Were Built 174

2004 40-Man Roster & Non-Roster 175-177

2004 Numerical Roster,
Pronunciation Guide & In-Season Birthdays..... 178

Minor League System 180-223

Minor League Instructors..... 180

Minor League Affiliates 180-181

Minor League Field Staff Bios 182-183

Minor League Managers Bios 184-185

Additional Minor League Staff 186

2003 Minor League Review 187

2003 Minor League Awards & Honors 188-189

2003 Affiliates Statistics 190-195

2004 Organizational Players 196-221

Annual Minor League Awards 222

2003 Draft Selections 223

2003 In Review..... 226-266

Season Wrap-up 226-230

Transactions 231-233

Day-by-Day 234-236

Won-Lost Breakdown 237

Highs & Lows 238-239

Club Records Tied or Established 240-241

Multiple hit, Multiple, Clutch RBI 242-243

Standings 244

Statistical Breakdowns 245-253

AL Rankings 254-256

AL Leaders 257-260

NL Rankings 261-262

NL Leaders 264-266

Table of Contents



Club Records	268-278
Club General – Season	268
Club Batting – Season	269
Club Fielding – Season	270
Club Pitching – Season.....	270
Individual Batting – Season	271-272
Individual Pitching – Season	272
Club General – Game.....	273
Club Batting – Game.....	273
Club Pitching – Game	274
Individual Batting – Game.....	274-275
Individual Pitching – Game.....	275
Club General – Consecutive.....	276
Club Batting – Consecutive.....	276
Club Pitching – Consecutive.....	276
Individual Batting – Consecutive.....	276
Individual Pitching – Consecutive.....	277
Individual Batting – Rookie Season	277
Starters – Rookie Season	278
Relievers – Rookie Season	278





Table of Contents

Club History 280-390

Franchise History, Original Draft.....	280
Inaugural Game, Los Angeles Angels Firsts	281
Year-by-Year Records, Standings	282
All-Time Roster	283-286
Opening Day Lineups.....	287
Year-by-Year Statistical Review (1961-2002)	288-329
Career Leaders – Batting	330
Single Season – Batting.....	331-332
Rookie Single Season – Batting.....	333
Yearly Leaders Batting	334-336
Club Batting, Designated Hitters.....	337
Club Pinch-Hitting	338
Angels Grand Slams	339

SportsNation: The Ultimate Standings
ESPN The Magazine's Fan Satisfaction Rankings: Where fans rate us

We know what really matters to fans -- because you told us. We surveyed more than 31,000 fans in SportsNation and you told us what you want from your favorite team. And then you told us how well your favorite franchise repays you for all the love and money you devote to it.

Below, you can check the Ultimate Standings to see:

- Where your favorite team stands
- How each NFL, NBA, NHL and MLB team ranks in its own sport
- How the franchises in each major market compare to each other
- How each team does in each category, such as "Fan Relations" and "Stadium Experience"

To get the full story behind the Ultimate Standings, see these pages:

[What's Behind the Standings](#) | [The Franchise to Watch](#) | [About](#)

Or look at the table to the right to see the eight categories by which you, the fans of SportsNation, ranked your teams.

Click on the team name and the table headings to learn more. Most of all, just click around, explore and enjoy.

Sports: All | NFL | NBA | NHL | MLB | Soccer | Hockey | Market: Select M.

TEAM	Overall	BNG	FRL	OWN	AI
1. San Antonio Spurs	1	4	1	2	
2. Dallas Mavericks	2	12	2	5	
3. Green Bay Packers	3	24	3	1	
4. Detroit Pistons	4	18	7	17	
5. Kansas City Chiefs	5	44	4	4	19
6. Anaheim Angels	6	19	11	18	21
7. Tennessee Titans	7	48	9	19	13
8. Edmonton Oilers	8	1	16	57	8
9. Arizona Diamondbacks	9	5	18	20	34
10. Ottawa Senators	10	6	17	26	27
11. Minnesota Wild	11	79	6	14	14

Angels listed as top MLB organization in ESPN.com's 2004 "Ultimate Standings," sixth best in all of major sports.

Table of Contents



Club History (cont.)

Opponents Grand Slams.....	340
Pinch-Hit Home Runs, Inside-the-Park HR, HR in First At-bat as Angel, HR in First Game as Angel.....	341
Three Home Runs – Inning, Five/Six Hit Games.....	342
Career Leaders Pitching.....	343
Single Season Pitching.....	344
Rookie Season – Pitching.....	345
Yearly Leaders Pitching.....	346-348
Club Pitching.....	349
Low Hit Games By & Against Angels.....	350
Club Fielding.....	351
Games Played by Position.....	351
Highest Fielding Pct.....	352
Triple Plays By & Against Angels.....	352
Day-by-Day Best/Worst Records.....	353
Day-of-Week Totals, By the Decade.....	354
Month-by-Month Totals, Angels vs. Divisions.....	355
Series Sweeps.....	356
Marathon Games.....	357
Extra Innings, Winnings Streaks, Losing Streaks.....	358
Angels Stealing Home, Home Rainouts, At the All-Star Break.....	359
The Last Time.....	360
Angel Stadium of Anaheim.....	361-362
Anaheim Stadium – A Look Back.....	363-364
Year-by-Year Total Attendance.....	365
Sellouts at Angel Stadium, Opponents Record Attendance.....	366
All-Time Regular Season Attendance, Post-Season Attendance at Angel Stadium.....	366
Angels Notable Trades.....	367-368
No. 1 Draft Selections.....	369-370
Angels Award Winners.....	371
BBWAA & Gene Autry Trophy Award Winners.....	372
Angels Player of Week Winners.....	373
Angels Player of Month Winners, All-Star Game Selections.....	374
Angels in Post-Season.....	375-387
Angels Post-Season Career Leaders.....	387
Retired Numbers.....	388
Angels Hall of Fame.....	388-390




Table of Contents

Major League Baseball	392-440
National Baseball Hall of Fame and Museum.....	392
MLB Directory	393
2004 Opponents Information.....	394-423
Items of Interest	424-426
2004 Key Dates, Statistical Services, Angel Stadium Pre-Game Schedules	427
World Series Champions	428
Most Valuable Players	429
Cy Young Winners, Roberto Clemente Award	430
Rookie of the Year Winners	431
Tempe Diablo Stadium.....	432-433
2004 Spring Training Information.....	434
2004 Spring Training Schedule, Fred Haney Memorial Award.....	435
2003 Spring Training Stats	436
All-Time Spring Training Record.....	437
2004 Angels Ticket Information & Stadium Map.....	438
2004 Angels Promotional Schedule.....	439
2004 Angels Schedule Grid	440



Discover the Difference and
See the World in a Whole New Way!

Adelphia  **HDTV**
High Definition Television



To Order HDTV, Call Adelphia Now!

1.877.9.HDTV.NOW
1.877.943.8866

Must be an Adelphia Customer to receive HDTV. Equipment lease available, standard monthly fee for HDTV equipment lease is \$9.95. Adelphia High Definition TV programming subject to change and may not be available in all areas. HDTV hardware and programming sold separately. Premium subscription necessary to receive premium channels. HDTV equipment may be purchased separately. Some restrictions may apply. Call for complete details. Additional HDTV adapters may be required in order to receive HDTV service.

For more information, log on to www.adelphasocal.com

In Remembrance

During the course of a lifetime we will cross paths with countless individuals, some of them becoming close friends and others simply a passing association. Throughout the process it is rare to find that one person whose uniqueness can affect so many people, both on a personal and professional level. V.J. Lovero was that person for so many of us within the Angels' organization and the sports industry.


He passed away last January 12th at the much-too-early age of 44 from complications of pneumonia after battling cancer for four years. For years we were privileged to view the beauty of baseball through the eye of his lens. His photographs captured the essence, emotion, artistry and even humor of this great game.

On a personal level, V.J. left us life-lessons in courage and strength. For four years he overcame the odds of his initial cancer diagnosis. He remained optimistic about life, and continued to focus on his photography, friends and family.

His career included covering the two Anaheim sports franchises in addition to serving *Sports Illustrated* as one of its premier photographers. Since joining SI in 1985, his work graced the cover of the magazine an astounding 39 times! V.J. also covered numerous World Series, Stanley Cup Finals, Super Bowls, championship fights and Olympic Games.


V.J. leaves behind his wife Trish and sons John and Jay. But he also left something for all who knew him through the years. V.J.'s life reminds us that there are countless moments in our lives to be lived and eventually treasured. We are fortunate that many of his professional "moments" were preserved with a photograph. And though most of us aren't professional photographers, perhaps we can take the time to slow down life, focus on more special moments and record our own ever-lasting mental image. It would be our ultimate tribute to a dear friend.

Charitable donations can be sent to the Pediatric Cancer Research Foundation at 9272 Jeronimo Rd., Suite 107A7A, Irvine, CA 92618 in the name of V.J. Lovero.



of V.J. Lovero

April 14th, 1959-January 12, 2004





Angels Directory

The A Team!

ANGELS BASEBALL

Angel Stadium of Anaheim • 2000 Gene Autry Way • Anaheim, CA 92806 • www.angelsbaseball.com

Administrative Offices:

714/940-2000

Main Club Fax:

714/940-2001

Ticket Information:

714/634-2000

Home Ballpark:

Angel Stadium of Anaheim (2004)

2004 Capacity: 45,030

Team Colors:

Red (PMS 200)

Dark Red (PMS 202)

Navy Blue (PMS 289)

Silver (PMS 877)

Spring Training Facility:

Tempe Diablo Stadium

2200 W. Alameda

Tempe, AZ 85282

Club Affiliates:

Salt Lake Stingers (PCL),

Arkansas Travelers (TL),

Rancho Cucamonga Quakes (CL),

Cedar Rapids Knolls (ML),

Provo Angels (PL),

and Mesa Angels (ASL)

Founded: 1960

Executive Management

Chairman/Chief Executive Officer	Arturo "Arte" Moreno
President	Dennis Kuhl
Chief Financial Officer	Bill Beverage
Vice President and General Manager	Bill Stoneman
Vice President, Communications	Tim Mead
Vice President, Finance and Administration	Molly Taylor
Sr. Vice President, Sales and Marketing	John Carpino
Executive Administrative Assistant	Trish Pene
Administrative Assistant, Communications	Cathy Carey

Baseball Operations

Assistant General Manager	Ken Forsch
Special Assistants to General Manager	Preston Gomez, Gary Sutherland
Director, Scouting	Eddie Bane
Administrative Assistant, Scouting/General Manager	Laura Fazioli
Director, Player Development	Tony Reagins
Manager, Baseball Operations	Abe Flores
Administrative Assistant, Player Development	Maria Arellano
Clubhouse Manager	Ken Higdon
Assistant Clubhouse Manager	Keith Tarter
Visiting Clubhouse Manager	Brian Harkins
Clubhouse Staff	Geoff Bennett, Aaron Castaneda, Michael Martinez, Raymond Martinez, Corey Morbeck, Steve Rivera, Scott Smith, Hector Vasquez
Senior Video Coordinator	Diego Lopez
Video Coordinator	Ruben Montano
Mesa Operations	Eric Blum

Communications Department

Baseball Information Manager	Larry Babcock
Manager, Media Services	Nancy Mazmanian
Manager, Community Relations	Matt Bennett
Community Relations Coordinator	Anne Blasius
Publicity & Broadcasting Manager	Aaron Tom
Publications Manager	Doug Ward
Media Relations Representatives	Eric Kay, Marty Sewell
Traveling Secretary	Tom Taylor
Speakers' Bureau	Clyde Wright, Bobby Grich, Jay Johnstone, Jim Anderson, Darrell Miller
Radio, KSPN (710 AM) & Angels Radio Network	Rory Markas, Terry Smith, Darren Chan
Radio, KTNQ (1020 AM) & Angels Radio Network	Ivan Lara, Jose Mota
Club Photographers	John Cordes, Debora Robinson, Bob Binder

Entertainment Department

Entertainment Manager	Peter Bull
Producer, Video & Scoreboard Operations	Robert Castillo
Associate Producer, Video & Scoreboard Operations	David Tsuruda
Entertainment Assistant	Faith Reed

Angels Directory



Finance and Administration Department

Director, Human Resources	Jenny Price
Sr. Financial Analyst	Amy Langdale
Manager, Information Services	Al Castro
Sr. Network Engineer	Neil Farris
Sr. Customer Support Analyst	David Yun
Controller	Cris Fisher
Accountants	Lorelei Largey, Jean Ouyang
Accounting Assistant	Linda Chubak
Human Resources Coordinator	Cindy Williams
Human Resources Assistant	Lidia Argomaniz

Corporate Sales Department

Director, Corporate Sales	Richard McClemmy
Corporate Account Executives	Mike Gullo, Paul LaFerla, Bill Pedigo, Sam Piccione, Sabrina Warner
Sponsorship Services Manager	Carrie Basham
Administrative Assistant, Corporate Sales	Maria Dinh

Sales and Marketing Department

Director, Marketing and Promotions	Robert Alvarado
Director, Ticket and Suites Sales	Steve Shiffman
Suites & Guest Relations Manager	Lynda Nelson
Suites & Guest Relations Assistant	Dave Paterson
Senior Marketing Representative	Jennifer Randall
Marketing Representative	Joel Hobson
Marketing Coordinator/Designer	Nancy Herrera
Ticket & Suite Account Executives	Dan Carnahan, Mike Kirby, Lisa Gaspar, Damon Roschke, Keith Rowe
Group Sales Manager	Joe Furmanski
Group Sales Account Executives	Scott Booth, Angel Rodriguez, Ryan Redmond, Michael Sandoval, Carla Enriquez, Ernie Prukner
Telemarketing Supervisor	Tom DeTemple
Administrative Assistant, Marketing & Promotions	Monica Campanis
Administrative Assistant, Sales	Pat Lissy
Administrative Assistant, Sales	Amy Fournier

Ballpark Operations

Director, Ballpark Operations	John Drum
Manager, Facility Services	Mike McKay
Maintenance Supervisor	David Tamblyn
Assistant Operations Manager	Sam Maida
Manager, Security	Keith Cleary
Field/Ground Maintenance Manager	Barney Lopas
Purchasing Specialist	Ron Sparks
Office Specialist	Linda Fitzgerald
Purchasing Assistant	Suzanne Peters
Ballpark Operations Assistant	Calvin Ching
Receptionist	Jeannette Bryan

Ticketing Department

Ticket Operations Manager	Sheila Brazelton
Assistant Ticket Manager	Susan Weiss
Ticket Supervisor	Eric Challman
Ticketing Representatives	Clancy Holligan, Kim Weaver

Medical Staff

Team Orthopedist	Dr. Lewis Yocum
Team Physician	Dr. Craig Milhouse
Head Athletic Trainer	Ned Bergert
Athletic Trainer	Rick Smith
Strength and Conditioning Coach	Brian Grapes
Physical Therapist	Brian Scherr
Administrative Assistant, Trainers	Chris Titchanal

Game Day Staff

Public Address Announcer	David Courtney
Organist	Peggy Duquesnel
Press Box Assistants	Charlee Rodieck, Dan Borgmeyer
Press Box Security	John Moynihan, Alex McNeil



The Angels & MLB Remember

The Angels and the baseball community remember those individuals of the baseball fraternity we lost during 2003 and early 2004. They ranged from uniformed personnel, to media personalities and former front office staff. Each impacted the game and industry in some manner and will certainly be missed. Baseball is an industry that provides many different career opportunities. Whether they were Hall of Famer's, utility players, or individuals behind the scenes, each left their mark in baseball history.

Several of those who passed away had an association with the Los Angeles/California/Anaheim Angels. The organization remembers them fondly:



June 14th — Dennis Minishian, one of the premier sports statisticians in Southern California, passed away of a heart attack. He was 61.

Revered for his professionalism and knowledge of all the major sports, Dennis was as equally respected for his never-ending optimism. He not only covered games in each of the Southland's main venues, but he was also a supportive fan of each franchise he was involved with. He served as both a mentor and a friend to Media Relations personnel, constantly providing positive reinforcement about the performance of an organization, team and PR staff.

A graduate of UCLA, Minishian served as a city attorney in addition to his responsibilities as a statistician for both radio and television broadcasts.

His presence, knowledge and positive demeanor will be greatly missed by those individuals blessed to work with him behind the scenes.

October 9th — Steve Gruwell, long-time free-agent scout for the Angels, passed away at the age of 62. He was a member of the Angels organization from 1981-2000, serving as free-agent scout, scouting coordinator and a special assignment scout. His skills as an evaluator of talent resulted in the Angels drafting and signing of several players, including current St. Louis Cardinals outfielder Jim Edmonds. Steve is survived by his wife Karen and three children.



October 11th — Frank Welch, a veteran sports writer in the Southern California community, passed away after a year-long battle with colon and liver cancer. He was 42. During his 20-plus seasons covering a variety of sports, Frank worked for the San Gabriel Valley Tribune, Whittier Daily News, Mesa (AZ) Tribune, Scottsdale (AZ) Progress and the Arizona Republic.

He had great respect for the athletes and sports he covered and was himself held in the highest regard by his colleagues throughout the industry.



November 19th — Ken Brett, the youngest baseball player to ever pitch in a World Series, passed away at the age of 55 following a lengthy battle with brain cancer.

While best known for his success on the baseball diamond, Ken also enjoyed a solid broadcasting career with both the Angels and Seattle Mariners. He served as a radio broadcaster on KMPC — 710 with the Angels, as well as a color-man on television. Ken was broadcasting the night his brother George recorded his 3,000th hit in Anaheim.

During his career, he pitched 14 years in the major leagues, recording an 83-85 record with a 3.93 ERA. The left-hander pitched for 10 teams, including Milwaukee, Philadelphia, Chicago White Sox, New York Yankees, California, Minnesota, Pittsburgh, Los Angeles and Kansas City before retiring in 1981.

A first round draft pick of the Boston Red Sox in 1966, Ken was 19 years and one month old when he pitched 1 1/3 scoreless innings over two games for Boston in the 1967 World Series against St. Louis.

In November, 2003, he was presented an honorary bachelor of Arts Degree from Whitworth College in Washington. It was only the second-ever such degree in the 113-year history of the school. At the time of the presentation, Athletic Director Scott McQuilkin said: "We recognize him for his character, his community contributions and his intellectual pursuits. Ken was and is a man respected and admired for others. His leadership, charisma, loyalty, professionalism, approachability and trustworthiness serve as a role model for others."



November 19th — Howie Gershberg, a minor league pitching coach with the Angels organization since 1985, passed away at the age of 67 following a lengthy bout with cancer. His impact on the Angels through the years was immeasurable, both with the results of his teaching on the field and the life lessons he provided his pitchers and others.

Prior to his tenure with the Angels, Gershberg spent time coaching at Islip (NY) High School where he posted a 111-35 career record. He later served as the pitching coach at St. John's University for 12 seasons, grooming the talents of future Major League stars Frank Viola and John Franco. Said Franco of Gershberg, "He taught me how to pitch, to think out there and not just go out and throw." Gershberg was also involved in several baseball instructional books and videos, as well as a coach in fall and winter instructional leagues. With the Angels, he helped aid the development of pitchers Chuck Finley, Troy Percival, Jarrod Washburn, John Lackey, Francisco Rodriguez among others.

The Brooklyn, N.Y. native was a shortstop in the Brooklyn Dodgers (1955) and New York Giants organizations (1956). Originally as shortstop, he taught himself how to pitch.



January 3rd — Leon Wagner, one of the original Los Angeles Angels, passed away at the age of 69. Known throughout baseball as "Daddy Wags," Leon was one of the Angels most charismatic players during the inaugural season of 1961. After connecting for 28 home runs in '61, he returned a year later to hit 37 home runs and register 107 RBI while finishing fourth in MVP balloting among American League performers.

A native of Chattanooga, TN, Wagner played for the Angels through 1963, recording 91 home runs and 276 RBI in 442 games. Traded to Cleveland in December, 1963, Wagner eventually played 12 major league seasons, including stints with San Francisco, St. Louis, Cleveland, Chicago White Sox and the Angels. In all, he totaled 211 home runs and 669 RBI to go along with a .272 average.

Following is a listing of those we lost by month in 2003:

December 31st: Max West, who hit 77 home runs in his major league career, died of brain cancer Dec. 31, 2003, in Sierra Madre, Calif. He was 87. He appeared in the 1940 All-Star Game at Sportsman's Park in St. Louis as a substitute for ailing Mel Ott of the Giants. West hit a home run off the Yankees' Red Ruffing. His career was interrupted during World War II as he served as part of a B-29 crew in the Pacific. Following his playing career, he ran a sporting goods business that he purchased in 1950 along with high school friend and former major leaguer, Ralph Kiner. West eventually bought out Kiner and ran the store until he retired in 1980.

December 27th: Ivan Calderon, who played in the Major Leagues with the Mariners, White Sox, Red Sox and Expos, was shot to death in Loiza, Puerto Rico, on Dec. 27, 2003. He was 42. His career included stops with Seattle (1984-1986), Chicago AL (1986-1990), Montreal (1991-1992), Boston (1993) and the White Sox again in 1993 to end his career. One of his most productive seasons came in 1987 with the White Sox when he hit .293 in 542 at-bats with 28 home runs, 83 RBI and 10 stolen bases. He hit .300 for Montreal in 1991 with 19 home runs, 75 RBI and 31 stolen bases. He was named to the All-Star Game that season — the only time he accomplished the feat in his career.

December 26th: Paul Owens, who spent 48 years in the Philadelphia Phillies organization, died on Dec. 26, 2003 in Woodbury, N.J., following a long illness. He was 79. During his career with the Phillies, Owens served in a number of positions from minor league player and manager to major league manager and general manager. He was nicknamed "The Pope" for his resemblance to Pope Paul VI.

December 17th: Mary Baker, a player in the All-American Girls Professional Baseball League, died on Dec. 17, 2003 in St. Mary's, Ont., of respiratory failure. She was 84. According to reports, Baker was a catcher with the South Bend Blue Sox from 1943 to 1949. According to her obituary, many who knew Baker felt that she had served as the inspiration for Geena Davis's Dottie Hinson character in "A League of Their Own."

The Angels & MLB Remember



December 10th: Don Wheeler, a catcher who appeared in 67 games for the White Sox in 1949, died on Dec. 10, 2003 in Minneapolis, Minn. He was 81. According to his obituary, he was a penalty time keeper for the Minnesota North Stars and worked the sidelines at Vikings games for 32 years.

December 2nd: Jim Sheehan, who appeared in one game for the New York Giants in 1936, died on Dec. 2, 2003.

The catcher, who attended Fordham University, was held hitless in four at-bats in one game on Sept. 26, 1936.

November 30th: Ira Lee Mobley Sr., who played in the Negro Leagues, died on Nov. 30, 2003 in Ocean Springs, Miss. He was 78. Mobley played for the Kansas City Monarchs in 1954 as a shortstop, second baseman and outfielder.

And: Jack Brewer, a pitcher who debuted with the Giants on July 15, 1944, died on Nov. 30, 2003 in Sun City, Calif.

His most productive season came in 1945 when he pitched 159.2 innings for the Giants. He was 8-6 that season in 28 games (including 21 starts) and struck out 49 while posting a 3.83 ERA.

November 24th: Hall-of-Famer Warren Spahn, who pitched in 1942 and from 1946-65 for the Boston and Milwaukee Braves, Mets, and Giants, at 82. Spahn was the winningest lefthander of all time, despite being 25 when he won his first game. His late start was due in part to his heroic service during World War Two, winning a Bronze Star and Purple Heart and surviving the Battle of the Bulge. Spahn was 363-245 with a 3.09 ERA. He won 20 or more games an astounding 13 times (leading the league eight times), plus four World Series victories. A fourteen-time All Star, Spahn won the 1957 Cy Young for his 21-11 campaign with a 2.69 ERA for the World Champion Braves. He finished second in the Cy Young race in three other years, and was in the top ten for the National League MVP six different years. Spahn led the league in ERA three years, strikeouts four years, and complete games nine years. He pitched two no-hitters and hit an N. L. record 35 homers. In '48, he and Johnny Sain led the Braves to the pennant, and helped coin the phrase, "Spahn and Sain and pray for rain."

November 20th: Cowan F. "Bubba" Hyde, who played the outfield for the Memphis Red Sox and many other teams in a 14-year Negro League career, at 95. Known for his speed, Hyde left a chance to audition for the Boston Braves in '50 to be with his wife, who was giving birth. He is a member of the Negro League Hall of Fame.

And: Eloise Pohlad, wife of Twins owner Carl Pohlad, at 86. After meeting Carl on a blind date in 1946, they married the next year.

And: Bill Hengen, former sports editor of the Minneapolis Star (now the Star-Tribune), from 1939-1969, at 89. He later wrote a bowling column and was inducted in to the Minneapolis Bowling Hall of Fame.

November 19th: Howie Gershbarg, an Angels minor pitching coach since 1985, at 67, of cancer. A former minor league shortstop, he also coached at St. John's. He coached such future big league stars as Frank Viola, John Franco, Troy Percival, and Chuck Finley.

November 18th: Ken Brett, who pitched for the Red Sox, Brewers, Phillies, Yankees, White Sox, Angels, Twins, Dodgers, and Royals in 1967 and from 1969-81, at 55, of brain cancer. Brett was 83-85 with a 3.93 ERA over his career. He was an All Star in '74, when he was 13-9 with a 3.30 ERA, and as a 19-year-old in '67 became the youngest pitcher ever in a World Series game. Brett was a part-owner of the Spokane Indians and a former Angels and Mariners broadcaster. He homered in a record four straight starts and surrendered Hank Aaron's 700th homer in '73, pitched for a record-tying ten different teams, and twice took no-hitters into the ninth inning. His younger brother was Hall of Fame third baseman George.

November 15th: Earl Battey, who caught from 1955-67 for the White Sox and Senators/Twins, at 68, of cancer. He hit .270 with 104 homers and 449 RBI. Battey was a four-time All Star who finished in the top ten for the American League MVP three different years. He was named the catcher on the All-Time Twins team in 2000, and led them to the '65 World Series. His best year may have been '63, when he hit .285 with 26 homers and 84 RBIs.

November 11th: Lloyd Petit, sports broadcaster turned minor league hockey owner, at 76. Petit was a radio and television broadcaster in Milwaukee, including serving as an interviewer for the Braves, and for WGN in Chicago. His later career (which included winning an Emmy Award for broadcaster) focused primarily on hockey. He is a member of the Wisconsin Athletic Hall of Fame.

And: Doris Bauer, well-known caller to the late-night New York sports radio show on WFAN, at 58, of cancer. Known as "Doris from Rego Park," she was a regular voice on the show who talked about the Mets. She suffered from neurofibromatosis (the disease that the Elephant Man had), and had a recognizable cough.

November 10th: Irv Kupcinet, who wrote "Kup's Column" for the Chicago Sun-Times from 1948 until his death, at 91. He began as a sportswriter for the Chicago Daily Times, and among his many legendary exploits ranks a brief fight with Dizzy Dean, in which the Cardinals pitcher sucker-punched Kupcinet; the journalist then (publicly) taunted Dean for the next year, requesting a fair fight.

November 9th: Marvin Smith, a famed Harlem photographer whose subjects included Jackie Robinson and the New York Black Yankees, at 93.

November 6th: Spider Jorgensen, who played third base for the Dodgers and Giants from 1947-51, at 84. He hit .266 over his career with 9 homers and 107 RBIs, and played in two World Series for Brooklyn. Jorgensen, who made his big league debut the same day as Jackie Robinson, later was a scout for the Cubs.

November 5th: Darnell Stenson, Reds outfielder, was found murdered in Arizona, at 25. He had been shot execution-style, then run over and dragged behind his SUV. Stenson was a former top prospect for the Red Sox who made his big league debut in 2003. He hit .247 with 3 homers and 13 RBI; his last homer was the Reds' last run of the year. Stenson had been playing in the Arizona Fall League and was hitting .394.

November 4th: Tom Ford, a longtime sportswriter for the Tampa Tribune, at 52, of colon cancer.

November 2nd: Leonard Munna, Jr., a former player in the Red Sox system, at 76. Munna served in World War Two and was later an insurance agent.

November 1st: Art Unger, semi-pro baseball player and fast-pitch softball star, at 88. Unger was profiled in Ripley's Believe it or Not for pitching 66 straight scoreless innings in 1938 for the Denver Nuggets. Unger played with many stars in his semi-pro days (including Satchel Paige) and is a member of the Colorado Sports Hall of Fame.

October 26th: Chester Adams, former semi-pro shortstop for Pittsburgh teams, at 86. Adams was also a soldier during World War Two who fought in D-Day.

And: Clarence "CJ" Jones, founder and managing partner of Sierra Nevada Baseball. His group was trying to bring minor league baseball back to the northern Nevada area, and to have a stadium built.

And: Arnie Allen, bat boy and equipment manager for the Cape Cod Commodores of the Cape Cod League, at 53, of esophageal cancer. Allen worked with the team for 46 years and was awarded a lifetime achievement plaque by the Cape Cod League Hall of Fame. He worked with future big leaguers such as Darin Erstad.

October 24th: Boyd Smith, longtime sportswriter for the Seattle Post-Intelligencer, at 89.

October 23rd: Elmer "Al" Corwin, who pitched for the Giants from 1951-55, at 76. He was 18-10 with a 3.98 ERA, and pitched in the '51 World Series.

October 19th: James Loss, former mayor and city commissioner of Oakland Park (near Miami, Florida) who was instrumental in establishing Little League baseball in the city, at 75. A former Little League coach himself, Loss was a member of the Broward County Little League Hall of Fame.

October 18th: Josh Brinkley, former minor league player in the Expos organization, at 30, after being hit by a car while jogging. Brinkley also played third base for the New Jersey Jackals (Northern League), where he was an All Star and their all-time games played leader. He had just finished his first year as the Jackals' hitting coach.

October 12th: Joan Kroc, widow of McDonald's magnate Ray Kroc who owned the Padres from her husband's death in 1984 through 1990, at 75, of brain cancer. Kroc, who sold the Padres in '90 to Tom Werner, was a philanthropist who left \$200 million in her will to National Public Radio.



The Angels & MLB Remember

October 10th: Johnny Klippstein, who pitched for the Cubs, Reds, Dodgers, Indians, Senators, Phillies, Twins, and Tigers from 1950-67, at 75, while listening to the Cubs win in the League Championship Series. He was 101-118 with 66 saves and a 4.24 ERA in 711 games. Considered one of baseball's most-liked people, he pitched in two World Series, for the '59 Dodgers and the '65 Twins; he had been married for over 50 years to Dutch Leonard's niece Mary.

October 9th: Steve Gruwell, scout with the Angels and Reds, at 62, of kidney failure. He signed Jim Edmonds.

And: Abraham Flores, close friend of Phillies pitcher Vicente Padilla, was killed in a car crash that also injured Padilla.

October 7th: John Raymond Gora, noted sports photographer for the Chicago Tribune, at 91. He was perhaps best known for a photograph in the 1959 World Series showing a fan spill a cup of beer all over outfielder Al Smith's head. Gora, who also worked for the Joliet Herald-News, won the Edward Scott Beck Award for that photo. The Al Smith photo was also named by the Observer Sports Monthly as one of the 50 greatest sports photographs.

October 4th: Stephen Gates, Director of Media Relations for the minor league Burlington Indians (Northeast League), killed in a hit-and-run accident, at 27. He was also a member of the Tar Heels Sports Network, working as a radio and television broadcaster.

October 3rd: Greg Biagini, former coach and minor league manager, at 51, of kidney cancer. Biagini coached for the Orioles and the Rangers, was a minor league hitting instructor for the Red Sox, and managed the minor league Rochester Red Wings from 1989-91, leading them to a pennant in '90. He was a former first baseman in Montreal's system.

October 2nd: Matt Oshan, expert in sports betting who published *The Gold Sheet* from 1957-2000, at 78. He also wrote three books on sports betting.

September 30th: Gary Dunahue, a high school and college baseball coach, at 47, of pancreatic cancer. Dunahue was head coach at Lafayette High (Missouri), pitching coach at University of Missouri-St. Louis, and semi-professional umpire.

September 27th: Red Barbary, who played briefly for the Senators in 1943, at 83. He was a longtime star in the Textile Leagues for many years, winning two MVP awards and being inducted into the Greater Greenville Hall of Fame. Although he was a catcher, in 1942 he pitched all 22 innings of the final game of the season.

September 25th: George Plimpton, famed author and literary figure who created *Sidd Finch* for *Sports Illustrated*, at 76. Finch was a fictional pitching prospect with a 168 mph fastball – which fooled many SI readers. Plimpton also wrote *Out of My League*, about pitching in an exhibition game against baseball all-stars.

September 22nd: John Lombardi, a youth baseball umpire with aspirations of being a professional ump, at 20, in a house fire. Lombardi also did sports broadcasting for West Virginia University's WVVU.

September 20th: Anne Trammell, mother of Tigers manager Alan, at 75.

And: Justin Saccone, a student playing in a Campbell County high school (Kentucky) baseball game, was hit in the chest by a pitch and died, at 15.

September 19th: Mark A. Anlenorcruz, a Giants fan, was shot to death (allegedly) outside Dodgers Stadium by Dodgers fans Manuel Hernandez and Pete Marron, at 22.

September 17th: Todd Adams, a fan attending a Giants game, fell to his death at 35. Adams was climbing a wall in right field in an attempt to get something he dropped when he fell 24 feet. The Giants later clinched the division that night.

And: Toshiko Hoshino, mother of Hanshin Tigers manager Senichi, at 91. The Tigers (Japanese Leagues), led by Hideki Irabu, won the pennant two days later.

September 14th: Allen Lewis, longtime Philly sportswriter, at 86. Lewis was a member of the writer's wing of the Baseball Hall of Fame for his coverage of the Phillies from 1946-72 for the Philadelphia Inquirer (as well as additional time in '80 for World Series coverage). He was chairman of the Major League Baseball Scoring Committee from 1960-74, a member of the Veteran's Committee for the Hall of Fame from 1979-2000, and the first official scorer for the Tampa Bay Devil Rays.

And: Clarence Olm, a star of Milwaukee sandlot baseball, at 90. Nicknamed "Booby," he was a former player in the Cardinals system who chose to stay local, get a job, and play sandlot ball on weekends. He is a member of both the Milwaukee Sandlot Baseball Hall of Fame and the Wisconsin Old Time Ballplayers' Association Hall of Fame.

September 13th: John Wela, who played for the Senators from 1939-41 and the Athletics in 1943, at 89. He hit .250 with four homers and 74 RBIs. He was a long-time minor leaguer and worked in the front office of the Texas Rangers for much of his later life.

September 10th: Josh Gibson, Jr., son of the Negro Leagues superstar who also played in the Negro Leagues, at 73. Gibson, Jr., played in the Negro Leagues from 1947-50 (including starting at third base for the Homestead Grays from '49-50) before breaking his ankle. He later worked for U. S. Steel and helped found the Josh Gibson Foundation.

And: Jun "Curly" Hirota, former catcher in the Japanese leagues and coach of University of Hawaii, at 81. Hirota caught for the Tokyo Giants in the '50s, leading them to the World Series from 1952-55. He later coached for Hawaii (his alma mater) and managed and scouted in the Japanese minor leagues.

September 9th: Sean Kimerling, New York sportscaster and broadcaster, at 37, of testicular cancer. Kimerling was weekend sports anchor and Mets commentator for WPIX after serving as a sportscaster in Texas and Oklahoma. He won a 2002 Emmy for sportscasting.

And: Jim Phillips, sports broadcaster for the Clemson Tigers, at 69. He won the South Carolina Broadcaster of the Year five times and is a member of the Clemson Athletic Hall of Fame.

September 6th: Wilbur Snapp, organist for the minor league Clearwater Phillies, at 83. He was best known for being thrown out of a game after he played "Three Blind Mice" after an ump's bad call. Snapp, who also played for the major league Phillies during their spring training games, became a celebrity for a few weeks after the incident.

September 3rd: Emil Belich, longtime Braves, Phillies and Brewers scout, at 83. Belich, who worked from 1953-91 as a scout in some capacity, signed Paul Molitor and Jim Gantner for the Brewers.

And: Steve Tracy, sports editor of the Denton Record-Chronicle (Texas) and former sportswriter, at 45, of cancer.

September 2nd: Ronnie Newman, an organist for the Twins for over 20 years, at 70, of complications of diabetes. He played "Take Me Out to the Ball Game" for 1,775 consecutive games, and played "Satin Doll" before each home game.

August 30th: Claude Passeau, who pitched from 1935-47 for the Pirates, Phillies, and Cubs, at 94. A five-time All Star (and starting pitcher in '46), he was 162-150 with a 3.32 ERA. He was 20-13 with a 2.50 ERA in '40, 19-14 with a 2.68 ERA in '42, and 17-9 with a 2.46 ERA in '45. He pitched a one-hit shut-out in the 1945 World Series for the Cubs against the Tigers (the Cubs lost the Series and haven't been back since). After retirement, he ran a farm equipment dealership in Mississippi. He was a member of the Mississippi Sports Hall of Fame.

August 29th: Dick Rogard, special assistant for the Rangers' scouting operations, at 66. He had also been a scout for the A's.

August 27th: Evelyn Bibby, mother of former pitcher Jim Bibby, at 83. She was also the mother of Southern California basketball coach Henry Bibby.

And: Frank E. Bolden, prominent Pittsburgh journalist for the Pittsburgh Courier, at 90. Bolden, while not primarily a sports reporter, did well-known pieces on such Negro Leagues stars as Satchel Paige and Josh Gibson.

August 23rd: Bobby Bonds, who played from 1968-81 for the Giants (primarily), then the Yankees, White Sox, Angels, Rangers, Indians, Cardinals, and Cubs, at 57, of lung cancer (he also had a brain tumor). Bonds is now best known for his superstar son, Barry, but hit .268 over his career with 332 homers, 1,024 RBIs, and 461 stolen bases. Like Barry, he had an incredible combination of power and speed, joining the 30-30 club (homers and steals) five times. He finished in the top five for the NL MVP in '71, when he hit 33 homers, drove in 102 RBIs, stole 26 bases, and hit .288, and '73, hit 39 homers, drove in 96 RBIs, stole 43 bases, scored a league-leading 131 runs, and hit .283. Bonds, Sr., was a three-time All Star, winning the 1973 All Star MVP, and won three Gold Gloves. He holds the all-time single-season record for strikeouts, with 189 in 1970, and is the only player in the 20th century whose first hit was a grand slam. He was later a coach, scout, and special assistant to the GM for San Francisco.

The Angels & MLB Remember



August 21st: Ken Coleman, longtime radio and television announcer for the Indians, Red Sox, and Reds, at 78. Coleman called play-by-play for Cleveland from 1952-65, for Boston from 1966-75 and 1979-89, and Cincinnati from 1975-78. He was the voice of the Red Sox for their legendary '67 and '86 teams, and called the 1975 Reds when they won the World Series. He wrote five books (including *So You Want to be a Sportscaster*), and was prominent in both the BoSox Club and the Jimmy Fund.

And: Edward White, a longtime vendor for the Giants from their inaugural year to 1990, at 90. He was named Vendor of the Year from 1962-64 and 1980-84.

And: Edward Slotkin, who ran the Hygrade Food Company that produced Ball Park Franks, at 87. His hot dogs have been served by the Tigers since 1958. His wife was columnist Shirley Eder.

August 15th: Francis "Red" Hardy, who pitched briefly for the 1951 Giants, at 80.

August 13th: Charlie Devens, who pitched for the Yankees from 1932-34, at 93. He was 5-3 with a 3.73 ERA. He was the last surviving Yankee on the 1932 pennant-winning team in which Babe Ruth called his shot against the Cubs.

August 9th: Billy Rogell, who played shortstop in 1925 and 1927-40 for the Red Sox, Tigers, and Cubs, at 98. He hit .267 over his career with 42 homers, 609 RBI, and 82 stolen bases. He was the starting shortstop (in a double-play combination with Hall of Famer Charlie Gehringer) for the 1934 pennant-winning Tigers and their 1935 World Championship team. His best year was '34, when he hit .296 with 100 RBI and 114 runs scored. That same year, in the World Series, his throw to first base struck star Cardinal pitcher Dizzy Dean in the head. The next day, according to legend, a headline read "X-Rays of Dean's Head Reveal Nothing." After retirement, Rogell was a longtime Detroit City Councilman.

August 7th: Mickey McDermott, who pitched from 1948-58 and '61 for the Red Sox, Senators, Yankees, Royals, Tigers, and Cardinals, at 74, of congestive heart failure and colon cancer. He was 69-69 with a 3.91 ERA. His best year was '53, when he was 18-10 with a 3.01 ERA – and hit .301. Injuries and alcoholism hindered his career, however, and it took winning seven million dollars in the Arizona Lottery in 1991 for him to quit drinking. He had just published his memoir, *A Funny Thing Happened on the Way to Cooperstown*.

And: Scott Stocki, sports radio reporter for KICT (Kansas) and PA announcer for the Class AA Wichita Wranglers, at 42, of a heart attack.

August 4th: Mel Pennington, former sports reporter and television sports director, at 69. "Uncle Mel" worked at KHFI-TV in Austin.

July 31st: Peter Schwed, a longtime editor and executive with Simon & Schuster who helped edit books by sports stars such as Ted Williams, at 92.

July 30th: John Crittenden, longtime sportswriter in South Florida, at 69. He won the Florida Sports Writers Association top award four times and the 1970 Headliner award.

July 29th: George Maloney, longtime American League umpire, at 75, while on his way to observe Pioneer League umps. Maloney was in the AL from 1969-84 and umpired three All Star games and the '75 World Series. He also was a longtime minor league ump and commissioner of the South Florida College Baseball Umpire Association.

July 28th: Bill Finch, a designer who helped plan both Atlanta-Fulton County Stadium (where Aaron broke Ruth's record) and Cincinnati's Riverfront Stadium, at 89. Both ballparks have been torn down.

And: Arthur Brophy, inventor of the Quic Hands pitching machine, on his 70th birthday. Brophy was a former player and scout whose machine was soon adopted by many big leaguers. He also was an All American for Rollins College (Massachusetts), where he is in their Hall of Fame.

July 25th: Norm McRae, who pitched briefly for the Tigers from 1969-70, at 55, of cancer. He later pitched and coached in the Mexican League, and then managed a Long John Silvers.

July 23rd: Dave Galarrneau, longtime baseball coach and athletic director for Los Angeles area parochial schools, at 75. He was also a police officer.

July 22nd: Frank Sundval, former fast-pitch softball player in Minnesota, at 59.

July 19th: Dorothy "Dottie" Stolze, a former shortstop for the Muskegon Lassies (Michigan) in the All American Girls Professional Baseball League, at 80. Stolze played every position but pitcher for the AAGPBL for seven years, and later became a high school softball coach and physical education teacher.

July 14th: Christine Ewing, a minor league fan who fell 25 feet from a climbing wall, at 22. Ewing was attending a Frontier League Mid-Missouri Mavericks game at Taylor Stadium in Columbia, Missouri. The climbing wall was temporarily in place for the game.

July 9th: Jack French, first sportscaster on Grand Forks (North Dakota) television for KNOX, at 79. French was a longtime radio and television sportscaster who also ran a sports show and served as general manager and minority owner of KRAD.

July 6th: Charles Lloyd, former Negro Leagues player, at 94. Lloyd played right field for the Boston Highland Colored Giants in the 1930s. Nicknamed "Power Hitter," he met his future wife Jacqueline when she heard of his prowess and went to see him play. He later worked at South Station Railroad.

And: Eddie Chandler, who pitched briefly for the 1947 Dodgers, at 81.

July 5th: Wilfrid G. Binette, longtime sportswriter and editor, at 65, of Alzheimer's Disease. Binette wrote and edited for the *Independent Mail* (Anderson, SC), *Sun News* (Myrtle Beach, FL), and the *Winter Haven News Chief* (FL). He won the 1974 Best Sports Story of the Year form the Southern Carolina Associated Press for his work on Hank Aaron breaking the home run record.

And: Donald Phelps, head of the University of Texas Men's Intercollegiate Athletics Council, at 73. He was in charge, among other things, of hiring coaches. Under his tenure, Texas played in the College World Series. He was also a former community college chancellor in Los Angeles and Seattle.

And: Patrick McCarver, older brother of player/broadcaster Tim, at 65. McCarver was known for his extensive collection of *Gone with the Wind* and Southern-related memorabilia.

And: Jerry Pfarr, for sports editor for the Kenosha News and Great Lakes Bulletin (both in Wisconsin), at 74. Pfarr was later an associate editor of *Golf Digest* and owned published the *Antioch News* (Illinois).

July 4th: Francisco Rojas, older brother of manager Felipe Alou.

July 3rd: Vince Lloyd, longtime Cubs broadcaster, at 86. Lloyd worked with Jack Brickhouse for Cubs television broadcasts on WGN, and also worked radio games with Lou Boudreau. He worked for the Cubs for 28 years. In 1961, when he briefly interviewed John F. Kennedy, he became the first sportscaster to interview a current president at a season opening game. Among the games he broadcast were Sandy Koufax's perfect game.

July 1st: Bill Miller, who pitched for the Yankees and Orioles from 1952-55, at 75. He was 6-9 with a 4.24 ERA.

June 29th: Peter T. Farley, sports reporter and editor, at 82. He wrote for *The Enterprise* (Brockton, Massachusetts), where he wrote a column called "For Pete's Sake." Farley won the UP's top sportswriting honor in 1970. He also helped establish the local Little League.

June 28th: Edwin Aycock, Jr., a longtime baseball and softball coach, at 53, of cancer. He served as baseball coach at three catholic high schools in Louisiana. He was then a softball coach for Archbishop Hannan, where he led the team to the district championship and state quarterfinals; East Ascension, who he twice led to post-season play; and Dutchtown High, where he was named AA Coach of the Year by the Louisiana Sports Writers Association. Aycock is a member of the Louisiana Softball Coaches Hall of Fame.

June 27th: Gary Lane, father-in-law of Cardinals catcher Mike Matheny, at 60. Lane was a star college quarterback for Mississippi, and was later a longtime NFL referee.

June 25th: Austin Knowlton, former shareholder in the Reds in the '70s, at 93. He was also a former chairman of the Cincinnati Bengals.

June 24th: Jack Bruner, who pitched from 1949-50 for the White Sox and Browns, at 79. He was 2-4 with a 4.91 ERA.



The Angels & MLB Remember

June 23rd: Mark Manning, former pitching star in the Negro Leagues, at 84. Manning pitched for the Newark Eagles in the 1930's and '40's, including their 1946 World Championship year. Known as "Dr. Cyclops" because of his thick glasses, he also barnstormed with Satchel Paige's All-Stars. He was offered a big-league tryout by the Tigers in '37 - which was then taken back when they discovered he was African American. Manning is a member of the Cuban Baseball Hall of Fame. He later taught sixth grade in New Jersey.

June 22nd: Leonard Koppell, longtime sportswriter and author, at 79, of a heart attack. Koppell covered New York and Bay Area sports for the New York Times, serving as the Times's first West Coast Correspondent. He was inducted into the writer's wing of the Hall of Fame, and is also in the Basketball Hall of Fame. Koppell was known for being one of the first sportswriters to talk about less common statistics and for covering the Maris-Mantle '61 home run chase. He was the author of many books, including *The Man in the Dugout: Baseball's Top Managers and How They Got That Way*, *The Thinking Fan's Guide to Baseball*, *Koppell's Concise History of Major League Baseball*, and *The Rise and Fall of the Press Box*.

And: Henry "Slim" Kinzy, who pitched briefly for the 1934 White Sox, at 92.

And: Pete Carlesimo, former athletic director at Scranton and Fordham, at 87. Carlesimo was better known as the director of basketball's National Invitation Tournament. Also a basketball and football coach, his son P. J. is also a basketball coach.

June 18th: Andy Johnson, former semi-pro first baseman for the Bona Allen Shoemakers (Georgia), at 87. Johnson was the Most Valuable Player for the Shoemakers in the 1938 National Baseball Congress World Series. He later became a salesman.

June 17th: Larry Doby, Hall of Fame outfielder who played for the Indians and (briefly) the Tigers and White Sox from 1947-59, at 79. Doby was the first African American player in the American League. After playing several years for the Newark Eagles in the Negro Leagues, he made his big league debut a few months after Jackie Robinson. He hit .283 over his career with 253 homers and 970 RBIs. Doby was a seven-time All Star from 1949-55, and finished second in the MVP voting for his '54 campaign in which he hit .272 with a league-leading 32 homers and 126 RBI. He also led the league in homers in '52 (also with 32), drove in over 100 RBI five times, and played for the World Champion 1948 Indians. Doby later managed the 1978 White Sox, becoming the second African American manager (after Frank Robinson), and then coached and worked in the commissioner's office. In addition to his accomplishments in baseball, Doby was also the first African American to play in the American Basketball League.

June 16th: Wallace Roy, former baseball star at Clemson and member of the Clemson Athletic Hall of Fame, at 97. Roy later earned a Ph.D. from Minnesota and became a biochemist at Minute Maid. While there, he helped create frozen orange juice from concentrate, and worked on Fresca and Fanta beverages.

June 8th: Carlisle Tippit, former part-owner of the Indians from 1972-86, at 83. Tippit owned Mogul Corporation, a water chemical company.

June 7th: Greg Garrell, who pitched for the Angels and Reds from 1970-71, at 55. He was 5-7 with a 2.48 ERA.

June 4th: Dennis Minishian, sports statistician in Los Angeles, at 61, of a heart attack. After his day job as a lawyer, Minishian worked evenings for many radio and television stations.

June 2nd: Makoto Kozura, a star in the Japanese Leagues from 1944-58, at 80. In his best year, 1950, while playing for the Shochiku Robins, he set league records that still stand: 161 RBIs and 143 runs scored. He hit .280 over his career with 230 home runs and 923 RBIs. Sometimes called the "Japanese Joe DiMaggio," he is a member of Japan's Hall of Fame.

And: Claire Rampton, former sports director of KWLL, at 78. Rampton also did radio broadcasts for Northern Iowa University sports.

June 1st: Johnny Hopp, who played for the Cardinals, Braves, Pirates, Dodgers, Yankees, and Tigers from 1939-51, at 86. Hopp hit .296 with 46 homers, 458 RBIs, and 128 stolen bases. He was a National League All Star in '46, when he hit .333 for the Braves, and had perhaps his best year in '44, when he hit .336 with 11 homers, 72 RBIs, and 15 stolen bases. He played in five World Series: in '42, '43, and '44 for the Cardinals and '50 and '51 for the Yankees; all but the '43 team won the World Championship. He later coached for the Cardinals and Tigers, and then retired from baseball and worked for Kansas-Nebraska Energy. He is a member of the Hastings American Legion Baseball Hall of Fame.

May 25th: Joseph Gildea, who worked for the Red Sox for many years, at 94. Gildea handled the VIP tickets at the will-call window, and would distribute statistics and media guides to the press after the third inning. He was known as the "old man of the press box." Gildea was also an accomplished artist, an Air Force veteran, and a longtime Coca Cola salesman.

May 24th: Guy DeBall, a Little League pitching coach in Palo Alto for four decades, at 75. DeBall was a librarian at Stanford who left his estate to establish a training and educational fund for Little League Baseball of Palo Alto.

May 22nd: Joseph Buchanan, former sports editor of the (Boulder) Daily Camera, at 84. He was later a longtime editor/columnist for the Denver Post.

May 21st: Claude Lockwood, Sr., father of former big league pitcher "Skip," at 86. Lockwood, who worked in the steel industry, attended nearly all of Skip's games.

May 18th: Bill Buhler, longtime Dodgers trainer, at 75. Buhler was head trainer from 1960-1995, and was with the Dodgers in some training capacity as of 1992. He worked closely with Dr. Frank Jobe for many years, and with Jobe helped Tommy John recuperate from the reconstructive elbow surgery that is now known as "Tommy John surgery." He also invented the "Steve Yeager Throat Guard," after the catcher was hit with a broken bat, that is used by most catchers today. Buhler was the National League trainer for the '92 All Star game, and was named Trainer of the Year in '89.

And: Charlotte Witkind, a limited partner in the Yankees since 1973, at 83. Witkind and her husband Richard both joined in as partners when George Steinbrenner bought the team.

May 17th: Joseph "J. B." Spencer, who played for 14 years for a variety of Negro League teams such as Homestead Grays, Birmingham Barons, Baltimore Elite Giants, Harlem Globetrotters, Pittsburgh Crawfords, Seattle Steelheads, New York Cubans and New York Black Yankees, at 83. Spencer was with the championship '43 and '44 Grays and the championship '45 Barons. He played all fielding positions, and gave advice to a young Jackie Robinson. He later played in the minor leagues.

And: Bill Thompson, former Giants radio announcer, at 79. Thompson worked for San Francisco and broadcast their games from 1965-75.

May 16th: Mal Florence, longtime Los Angeles Times sportswriter, at 77, of bone cancer.

And: Sports marketing guru Mark McCormick, at 72, after a four-month coma from a heart attack. McCormick founded International Management Group (IMG), which handled commercial affairs for sports figures and celebrities. Both *The Sporting News* and *Sports Illustrated* described him as one of the most powerful men in sports. His clients included Derek Jeter, Tiger Woods, and Charles Barkley.

May 14th: Dave DeBusschere, who pitched for the White Sox from 1962-63 but achieved much greater renown in basketball, at 62, of a heart attack. DeBusschere was 3-4 with a 2.90 ERA. He left baseball after attempting to be a two-sport star, and at 24 joined the Pistons became the youngest coach in NBA history. He became a star with the Knicks, and is a member of the Basketball Hall of Fame. He was later the commissioner of the American Basketball Association and GM of the Knicks.

And: Ed Karow, longtime sportscaster for Minnesota's KSTP, at 65, of prostate cancer.

And: Carlos Guilleard, father of Yankees second baseman Alfonso Soriano, at 78, of a brain hemorrhage.

May 13th: Searcy Bracewell, prominent Texas lawyer who helped approve funding for the Astrodome, at 85.

May 12th: Red Mottlow, Chicago radio sportscaster, at 76, of a brain tumor. Mottlow, one of the early sportswriters to interview stars with a handheld tape recorder, was a member of the Chicago Sports Hall of Fame.

And: Rita Ann Hargrove, mother of Orioles manager Mike Hargrove, at 73.

May 10th: Corrine Griffith Pillsbury, daughter of former Twins owner Calvin Griffith, at 58. Her late husband was an executive with Pillsbury.

The Angels & MLB Remember



May 8th: Sam Lacy, legendary sportswriter, at 99. Lacy was the sports editor of the African American Weekly (Baltimore) for almost 60 years. He was instrumental in first trying to bring recognition to the Negro Leagues, in advising Branch Rickey, and then in covering Jackie Robinson's road to the big leagues and stardom. Lacy was the first African American reporter in the Baseball Writers' Association of America. He was inducted into the Hall of Fame, won the Red Smith Award, and was a member of the Washington Chapter of the Society of Professional Journalists. His last column appeared the day after he passed away.

And: Dottie Ferguson Key, a star second baseman/center fielder for the Rockford Peaches in the All American Girls Professional Baseball League, at 80. Key played for the Peaches from 1945-54, including all four of their championship teams. A former North American speed skating champ, Key was a star softball player in Winnipeg when she was drafted for the AAGPBL. Her road uniform hangs in the Hall of Fame (Women in Baseball exhibit), and she is a member of the Canadian Baseball Hall of Fame and the Manitoba Baseball Hall of Fame. Also a recipient of the YWCA's Janet Lynn Sports Award, Key is featured in the documentary A League of Their Own and was a basis (along with Faye Dancer) for the Madonna-played character "All the way May." "I'd rather play ball than eat or sleep," Key once said.

May 6th: Art Houtteman, who pitched from 1945-50 and 1952-57 for the Tigers, Indians, and (briefly) Orioles, at 75, of a heart attack. Houtteman was 87-91 with a 4.14 ERA. He was part of the incredible pitching staff of the '54 Indians who reached the World Series — other members included Bob Feller, Bob Lemon, Early Wynn, Hal Newhouser, and Mike Garcia. Houtteman was 15-7 that year with a 3.35 ERA, but his best year was in '50, when he was 19-12 with a 3.54 ERA and made the All Star team. Houtteman was one of the pitchers interviewed for The Worst Baseball Pitchers of All Time (co-written by this author) for his 8-20 campaign (4.36 ERA) in '52. He worked for Paragon Steel after his retirement.

And: Tom Fordyce, father of Orioles catcher Brook Fordyce, of heart failure.

March 5th: Pele Taylor, former sports director at KCCI-TV in Des Moines, Iowa, at 57, of a brain hemorrhage during surgery. Taylor was also the associate athletic director at Iowa State, the radio voice of Iowa State's football and basketball teams, and a former baseball player for University of Iowa.

May 4th: Jim Hamilton, longtime sportswriter for the Oneonta Daily Star (New York), at 75. A World War Two vet, Hamilton was also a weekly baseball columnist.

March 2nd: Joe Decker, who pitched from 1969-76 and in '79 for the Cubs, Twins, and Mariners, at 55, from a fall. Decker was 36-44 with a 4.17 ERA over his career. In '74, he was 16-14 for the Twins with a 3.29 ERA.

And: Augustine Ozorede, a minor league pitcher in the Brewers organization, in a car crash in Nigeria, at 18. Ozorede signed in May, 2002, with the Brewers.

February 28th: Francis Surette, who ran a parking lot on Brookline Avenue for Red Sox fans, at 75. Known as "Fenway Frank," he once owned the Fenway Car Care Center.

February 27th: Johnny Carpenter, former minor leaguer who went on to two other careers, at 88. Carpenter was playing in the Southern League in the White Sox system in 1936 when a hit-and-run accident badly injured him. Carpenter went on to write and star in four "B" level Western films. He then created and ran the Heaven on Earth Ranch, where he taught children with disabilities how to ride horses and gave them tours of the "Old West" town. "If I get to heaven," he once said, "it'll be on the coattails of these kids."

February 26th: Bruce Brown, sportswriter, columnist, and editor with The Spokane Daily Chronicle and The Spokesman-Review, at 79.

February 21st: Costa "Pop" Kittles, baseball coach at Florida A&M from 1960-83, at 75, of a heart attack. Kittles was 401-128 and led them to the World Series in 1962. Once a catcher on the Florida A&M team, Kittles coached such future big league stars as André Dawson, Hal McRae, and Vince Coleman. The baseball field is named the Moore-Kittles Field, in part after him.

February 17th: Steve Bechler, Orioles pitcher, at 23, of heatstroke after collapsing during a workout. Bechler made three relief appearances in '02 for a 13.50 ERA. His major league debut was against the Angels on September 6th.

And: Jim Gordon, sportscaster who did pre- and post-game shows for the old Brooklyn Dodgers, at 76. Gordon was later the radio voice of the (football) New York Giants.

February 13th: Zang Auerbach, sports artist and cartoonist, at 81. The brother of famed basketball coach Red Auerbach, he designed the Washington Senators logo and drew portraits of such baseball figures as Babe Ruth and Clark Griffith.

February 12th: Haywood Sullivan, former player, manager, and co-owner and general manager of the Red Sox, at 72, of a stroke. Sullivan was a catcher for the Red Sox and Athletics in 1955, '57, and '59-63. He hit .226 with 13 homers and 87 RBI. He managed the Athletics in '65 to a tenth place finish with a 54-82 record, and then became the Director of Player Personnel for the Red Sox. In '78, he became a co-owner of the Red Sox with Jean Yawkey and Buddy LeRoux. He was the general manager from 1978-83. Although Sullivan helped orchestrate a series of contenders, he also let Carlton Fisk leave the Sox. He resigned as GM in '83, but stayed on as a part-owner until '93. Sullivan's son Marc was a catcher for the Red Sox in the '80s.

And: Dick Whitman, who played from 1946-51 for the Dodgers and Phillies, at 82. He hit .259 over his career with two homers and 67 RBI. He played in two consecutive World Series, '49 for the Dodgers and '50 for the Phillies. He led the league in '50 with 12 pinch hits.

February 11th: David Feller, labor lawyer who helped baseball owners with salary issues, at 86.

February 9th: Billy Parker, an infielder with the Angels from 1971-73, at 56, of cancer. He hit .222 with three homers and 21 RBIs. One of his three homers was in his first game. Parker made the 1971 Pacific Coast League All Star team. He later was the first Parks and Recreation director in Sunrise, Arizona, where they named the baseball field Billy Parker Field in his honor. Parker was originally going to sign with the Tigers, but racial discrimination made him feel unwelcome. He managed the Indianapolis Clowns for two years before going back to the game as a player.

February 7th: Altargracia Ortega, 54, her daughter Alexandra Donator, 23, and Erminia Ovalle, 20, in an automobile accident. Their car hit a car driven by Devil Rays pitcher Jesus Colome.

February 6th: Ed Albosta, who pitched briefly for the Dodgers in '41 and the Pirates in '46, at 84. He was 0-8 over his career with a 6.15 ERA.

February 5th: Stokes Hendrix, Sr., former Negro Leagues pitcher, at 89. Hendrix pitched for the Nashville Elite Giants, Baltimore Elite Giants and Detroit Stars in the 1930s. He later formed and coached a Little League club in Nashville.

And: Herbert Fagan, who wrote several baseball-related books, at 64. He co-wrote Orlando Cepeda's autobiography Baby Bull and Minnie Mino's autobiography Just Call Me Minnie, and also wrote a book on Hideo Nomo. Fagan also wrote books on movie stars.

February 1st: Thomas K. Swayze, former baseball coach at the University of Mississippi, at 93. Swayze led the Rebels to three College World Series. He is a member of the American Association of College Baseball Coaches Hall of Fame and the Mississippi Sports Hall of Fame.

And: Wick Temple, former Associated Press sports editor, at 65. Temple worked at the AP news service for more than 40 years and rose to be as high as a vice president.

February 7th: Altargracia Ortega, 54, her daughter Alexandra Donator, 23, and Erminia Ovalle, 20, in an automobile accident. Their car hit a car driven by Devil Rays pitcher Jesus Colome.

February 5th: Herbert Fagan, who wrote several baseball-related books, at 64. He co-wrote Orlando Cepeda's autobiography Baby Bull and Minnie Mino's autobiography Just Call Me Minnie, and also wrote a book on Hideo Nomo. Fagan also wrote books on movie stars.

February 1st: Thomas K. Swayze, former baseball coach at the University of Mississippi, at 93. Swayze led the Rebels to three College World Series. He is a member of the American Association of College Baseball Coaches Hall of Fame and the Mississippi Sports Hall of Fame.



The Angels & MLB Remember

And: Wick Temple, former Associated Press sports editor, at 65. Temple worked at the AP news service for more than 40 years and rose to be as high as a vice president.

January 30th: Reed Green, former Athletic Director at Southern Mississippi for 24 years, at 90. The basketball stadium there is named after him.

January 29th: David Sandberg, nephew of Cubs superstar Ryne, at 23, of meningococemia (a bacterial infection). He was a college wrestling standout at Pittsburgh, where he was an assistant wrestling coach.

January 28th: Jim Murphy, owner of the Cubs' sports bar Murphy's Bleachers, at 54, of cancer. A former cop, Murphy bought Ray's Bleachers in 1980. He turned the rooftop bar into a home for the Bleacher Burns, and he was the president of the Wrigleyville Rooftop Owners Association. The Association had been fighting the Cubs' plans to expand and block views of Wrigley Field.

And: Lester Osterman, former college pitcher who went on to own two minor league clubs, at 88. He was a Wall Street Broker who became a Tony Award-winning Broadway producer. He produced *Candide*, *Da. The Shadow Box*, *A Moon for the Misbegotten*, and many other Broadway classics. At one point, he debated buying the Brooklyn Dodgers.

January 27th: Bob Kammeyer, who pitched briefly for the Yankees from 1978-79, at 52, of a pulmonary embolism. He was a member of the Instructional League Hall of Fame. His '79 season consisted of one big league inning, in which he gave up eight runs without getting an out, and was paid by manager Billy Martin to intentionally hit a batter.

And: Murray Smith, former high school baseball coach in Georgia, at 71. His sister Rosalyn married former president Jimmy Carter.

January 26th: Fred Russell, who spent more than fifty years at the (now defunct) Nashville Banner as a sportswriter and editor, at 96. Russell, a former lawyer, had a varied career in which he interviewed luminaries such as Babe Ruth and Ty Cobb and helped football legend Bear Bryant get a coaching job. He won the Red Smith Award (from the Associated Press) in 1984, and was a member of the National Sportswriters and Sportscasters Hall of Fame.

And: Sid Hatfield, named the Most Outstanding Player in the 1951 College World Series, at 73, of a stroke. Hatfield pitched for the University of Tennessee in the World Series, although he also played shortstop and first base. He later coached golf and basketball at Tennessee.

And: Raymond Dabek, former minor leaguer, at 75. Although Dabek twice appeared on major league rosters, he never played in a big league game. He was later a minor league manager.

January 25th: Jim Carter, father of Hall-of-Famer Gary Carter, at 84. The senior Carter, Gary's former little league coach, died three weeks after finding out that his son made the Hall of Fame.

And: Jack Rogers, former traveling secretary for the Red Sox, at 87. Rogers served Boston from 1969-91, and also worked in public relations for the old Boston Braves. He stayed active with the organization after his retirement, often chatting pitches for the club.

January 19th: Bucky Walter, veteran San Francisco sportswriter, at 87. Walter covered the Giants, A's, and (minor league) Seals for more than five decades. He wrote for the San Francisco Examiner (where he wrote a column called "Evening Muse") and the San Francisco News.

January 18th: Nicholas Grass, pitcher on Yale's baseball team, at 19, of injuries from a car crash that also killed fellow pitcher Kyle Burnat and two other Yale students. In high school, he was named the Western Massachusetts Player of the Year. In the summer of 2002, he played in the Atlantic Collegiate Baseball League and made the all-star team.

And: Richard Crenna, character actor who played Paul "Daffy" Dean in the classic 1952 Dizzy Dean biopic *Pride of St. Louis*, at 76.

January 17th: Kyle Burnat, pitcher on Yale's baseball team, at 19, in a car crash that also killed fellow pitcher Nicholas Grass and two other Yale students. In high school, he won the Coca-Cola Golden Helmet Award. Interested in law and politics, Burnat served as an intern to Senator Zell Miller and helped the office softball team (Peanut Quotas) advance to the playoffs.

January 14th: Earl Lawson, baseball writer for the Cincinnati Post and the Cincinnati Times-Star, at 79, of cancer. He was inducted into the writer's wing of the Hall of Fame in 1986 when he won the J. G. Taylor Spink Award.

And: John Ritchey, who broke the color barrier in the Pacific Coast League, at 80. Ritchey was a catcher for the Chicago American Giants in the Negro Leagues when Jackie Robinson was signed to a big league contract. In 1948, he signed with the Padres (then a minor league team). Although he never made the majors, he played minor league ball until 1955. In '51, he won the Western International League batting title by hitting .343 for Vancouver.

And: Al Rush, former president of MCA Television group who helped NBC negotiate to get major league sports, at 76.

January 13th: Ernie Rudolph, who pitched briefly for the Dodgers in 1945, at 93.

And: Pete Chapman, former athletic director at Wayne State and Missouri Western, at 53, of cancer.

January 11th: Durwood Merrill, longtime AL umpire, at 64. Merrill was an umpire for 23 years, retiring in 1999. He worked three All Star games and the 1988 World Series. He was the author, with Jim Dent, of *You're Out and You're Ugly, Too!*

January 9th: Don Landrum, who played outfield in 1957 and 1960-66 for the Phillies, Cardinals, Cubs, and Giants, at 66. He hit .234 with 12 homers, 75 RBI, and 36 stolen bases.

And: Will McDonough, longtime sportswriter and columnist for The Boston Globe, at 67. While primarily a football writer, McDonough also covered baseball and was the Red Sox beat writer for several years. He also won an Emmy for TV work.

January 7th: Donald Clayton Jones, a former minor league pitcher in the Dodgers organization, at 73. Jones later worked to improve safety in hydroplanes.

And: Mary Mattingly, mother of Yankees great Don Mattingly, at 81.

January 6th: Eugene Littman, a co-owner of the Pittsburgh Pirates since 1985, at 87. Littman was a real-estate developer.

January 4th: Thomas Farrell, former minor league pitcher, at 69.

January 3rd: Joe Ostrowski, who pitched for the Browns and Yankees from 1948-52, at 86. He was 23-25 with 15 saves and a 4.54 ERA. He pitched in the '51 World Series for the champion Yankees. He was a member of the Pennsylvania Sports Hall of Fame. Ostrowski later became a teacher.

And: Jim Westlake, who played briefly for the 1955 Phillies, at 72. He was on the Pacific Coast League all star team in 1949 when they toured Japan.

And: Marion Oppel, former minor league pitcher, at 89.

January 2nd: Bud Metheny, outfielder for the Yankees from 1943-46, at 87. Metheny hit .247 over his career with 31 homers and 156 RBI. He played 103 games for the '43 World Champion Yankees. He later taught and coached baseball at Old Dominion University (for a 423-363-6 record), where the outdoor sports complex is named for him. He was a member of the Virginia Sports Hall of Fame, American Association of College Baseball Coaches Hall of Fame, the William and Mary Hall of Fame, and the Tidewater Baseball Hall of Fame.

And: Tanja Murray, sister of Eddie Murray, at 38, of kidney disease. She died just five days before Murray was elected to the Hall of Fame.

And: John Elam, a lawyer who represented A. Bartlett Giamatti and Major League Baseball in a lawsuit filed by Pete Rose, at 78. Rose later dropped the suit to try to settle with the commissioner's office.

And: Joe Ruetz, former athletic director at Stanford, at 86.

January 1st: Royce Applegate, character actor who was featured as Dennis Quaid's friend in the baseball-themed movie *The Rookie*, at 63, in a house fire.

A major portion of this information was compiled by James C. Kaufman from the website at BaseballSpot.org and the staff at HistoricBaseball.com.

Media Information Guidelines



Angels Communications Department

2000 Gene Autry Way • Anaheim, CA 92806

(714) 940-2014 • (714) 940-2205 FAX

On behalf of the Angels Baseball Club, welcome to the 2004 Major League Baseball (MLB) season at Angel Stadium. Our goal is to make your job covering the Angels as pleasant as possible.

ADMISSION TO ANGEL STADIUM: Enter through the Media Entrance, located at Home Plate Gate between Gates 2 and 3. The Media Entrance opens four hours prior to game time.

CREDENTIALS: To obtain season or daily credentials, a request must be made on company letterhead and sent (via mail or fax) to the Angels Communications Department. Credentials will be issued only to legitimate newsgathering agencies. Requests must be made at least 24 hours in advance of the day of the game, or by 2:00 p.m. Friday for Saturday and Sunday contests. Credentials may be picked up at Media Will Call, located at the Ticket Office at the Home Plate Gate, which opens three hours prior to game time. Identification will be required. Media members with BBWA credentials should notify Angels Communications when planning to cover a contest to reserve a seat in the press box. **ALL CREDENTIALS ARE NON-TRANSFERABLE; ANY UNAUTHORIZED USE WILL BE CAUSE FOR CONFISCATION OF CREDENTIAL AND EJECTION FROM ANGEL STADIUM.**

PARKING: Media must enter Angel Stadium through the Orangewood Media/VIP/Bus entrance and park in designated parking areas, located between Home Plate Gate and Gate 2. Parking is free of charge with valid credentials. If attending on a single game basis, call the Angels Communications Department at least 24 hours in advance of the game for parking arrangements. If arrangements are not made, a parking fee may be charged and no refunds can be given.

PHOTOGRAPHY: Photo credentials are issued in the same manner as other credentials. Due to limited photo locations, it is impossible to allow freelance photographers access unless assigned by a legitimate newsgathering agency.

PRESS BOX: Space in the Angels' press box is available for accredited members of the media on assignment only. The lower level is reserved for writers and broadcast reporters, while the upper level is for live coverage by television and radio networks. Charge-a-call telephones are also available. Your cooperation is requested in maintaining a working press box atmosphere. Complete game notes containing statistical information, press releases, roster sheets, and minor league results will be available. Please ask a Communications Representative for any additional information you may need. Facsimile service is available by contacting the Angels Communications Department prior to game time.

INTERVIEWS: Requests for interviews needing advance preparation or special accommodation by an Angels player or staff member are to be directed to the Angels Communications Department. This includes all live television interviews for pre-game and post-game as well as all on-field requests during batting practice.

CLUBHOUSES: The Angels clubhouse is open 3-1/2 hours prior to game time and will remain open until 45 minutes before game time. Both clubhouses will also open 10 minutes following the conclusion of the game. The visiting clubhouse is governed by the visiting club. The Umpires Dressing Room is off-limits to the media. If a comment or interpretation from the umpire crew chief is needed, a pool reporter may be assigned.

PRE-GAME PROCEDURES: Prior to most games, the Angels will take batting practice approximately two and one-half hours prior to game time.

PRESS DINING ROOM: Prior to each home game, media with season, MLB, or single-game credentials are welcome to dine in the Angels Press Dining Room. There will be a \$8.00 fee charged for each meal served in the dining room. Refreshments are also available during the game through the seventh inning free of charge. Dining room usage is limited to those with proper credentials. It is impossible to accommodate family members, friends, or guests. **NO ONE UNDER 18 years of age will be permitted in the dining room.** As a professional courtesy, we ask that you dress in appropriate business attire (no thong sandals or cut-off shorts allowed). Any abuse of these privileges will cause forfeiture of credentials.

STATISTICIAN SERVICES: Statisticians to assist television and radio broadcasters may be obtained by contacting the Angels Communications Department at (714) 940-2014 with 24 hours advance notice.

TELEPHONES: As a courtesy, the Angels provide a limited number of charge-a-call telephones throughout the press box which are available on a first-come basis. To order your own telephone line, contact the Angels Communications Department at (714) 940-2014. The Angels will not be responsible for costs.

NO AUTOGRAPHS: ANY MEMBER OF THE MEDIA REQUESTING AUTOGRAPHS WHILE CREDENTIALLED WILL HAVE PRESS ACCESS REVOKED.

We hope these guidelines will assist you in your coverage of the Angels and Major League Baseball at Angel Stadium. Please do not hesitate to contact us if you need additional assistance. We look forward to working with you.

MLB Security Policies

Bag Inspections: Fans may not bring coolers, backpacks and large bags (exceeding 16x16x8) into any ballpark. All bags will be inspected before they are permitted into the ballpark.

Vehicles: Only authorized vehicles may be parked within 100 feet of any ballpark exterior. Authorized vehicles may include law enforcement/emergency vehicles, broadcast equipment trucks, and vehicles of Club staff, players and their families and umpires. Unattended cars left overnight will be investigated and removed as soon as possible.

Clubhouse and Field Access: Clubhouse security will be provided for at least four hours prior to each game. With the exception of permitted players' family members, absolutely no one without proper credentials will be given access to the clubhouse, field or press box. Except for uniformed players and staff, all persons entering the clubhouse or field area (including credentialed personnel and permitted players' family members) must present photo identification and be logged in prior to gaining access.

Club security personnel will make random credential checks of photographers and others present on the field. All equipment and bags used by members of the press must be thoroughly inspected before being allowed into a ballpark. All broadcast equipment trunks must be removed from the ballpark immediately following pre-game set-up.

Everything Baseball On Demand for the PRESS



Statistical Reports,
Game Notes,
Press Releases,
Press Conference
Transcripts,
Online Credentialing,
Headshots and Logos.
Major League Baseball's Virtual Press Box

www.mlbpressbox.com

MLB.com





Front Office



Front Office Staff



Arturo "Arte" Moreno Owner

On May 21st, 2003, Arte Moreno was introduced as the third owner in Angels' franchise history, taking control from The Walt Disney Company. Prior to his acquisition of the Angels, he was an entrepreneur who transformed a small company into an outdoor advertising industry giant.

As owner of the Angels, Moreno puts the fans first while focusing on customer service. During each game he attends, Moreno takes time to walk around the stadium, mingling with parents and children and inquiring what can be done to enhance the fans' experience.

Moreno is not new to the game of baseball. In the mid-80's, he was among a group who owned the former single-A Salt Lake Trappers of the Pioneer League. Under his group's ownership, the Trappers went on to win three championships and established a record 29 consecutive wins. He later was an original minority investor in the Arizona Diamondbacks,

and currently has an ownership stake in the NBA's Phoenix Suns.

A native of Tucson, AZ, Moreno grew up working in his parents' print shop, where they published a Spanish-language newspaper. From there he went on to serve his country in Vietnam as a member of the United States Army. After his tour of duty, he attended the University of Arizona, where he graduated with a degree in Marketing.

In 1973, Moreno went to work in the outdoor advertising business. Starting at the bottom, he worked his way up to senior management at Gannett Outdoor. In 1984 he entered into a partnership at Outdoor Systems, a small Phoenix-based billboard company, and through aggressive acquisitions and savvy management, built it into the largest outdoor advertising company in North America, including the US, Canada and Mexico. Under his leadership, Outdoor Systems became the first outdoor advertising company to go public in 1996. In 1999, the company was sold to Infinity/CBS and in 2000 it merged with Viacom.

Moreno is not only a well respected businessman, but also a dedicated family man. He takes time to coach his sons' baseball, football and basketball teams and makes it a priority to spend time with his family. He and wife Carole love to support the community, though they like to keep a low profile. They established the Moreno Family Foundation, supporting non-profit organizations focusing on youth and education.

The Morenos have three children and split time between homes in Phoenix and Southern California.



Front Office Staff



Dennis Kuhl President

Dennis Kuhl enters his first year as President of the Angels after his appointment, Nov. 10, 2003. As President, he oversees the day-to-day operations of the club.

Dennis comes to the Angels after spending two years as Executive Vice President, Western Region, for Viacom Outdoor. As the Western Region's Executive Vice President, he was responsible for all Media Outdoor Sales in the Western portion of the United States.

Kuhl had over 30 years experience in the Outdoor Advertising industry, starting in 1973 as an account Executive with Eller Outdoor of Phoenix, AZ. Several years later, he was promoted to Sales Manager of the Phoenix plant.

In 1982 he was named Vice President, General Manager of Gannett Outdoor of New Haven, Connecticut. After holding that position for two years, he was promoted to Vice President, Western Region for Outdoor Newark USA, a sales arm of Gannett Outdoor.

Kuhl was promoted to Vice President, General Manager of Gannett Outdoor of New Jersey in 1986 and from there was promoted to Senior Vice President of Sales for all of Gannett Outdoor in New York City. In 1990 he became President of Gannett Outdoor New York and was responsible for all the Transit Advertising in New York City. Kuhl then left Gannett Outdoor in 1993 to become Vice President of National Sales for Outdoor Systems. The next year he was named Vice President, General Manager for Outdoor Systems in Atlanta, Georgia.

Kuhl, 56, is very active in community organizations and charities such as Big Brothers, the Black Achievers Commission and the National Multiple Sclerosis Society.

The Boonton, NJ, native graduated from the University of Arizona with a degree in Business Administration in 1970. He and his wife Becky reside in Villa Park, CA.





Front Office Staff



Bill Beverage
Chief Financial Officer

Bill Beverage enters his first season as Chief Financial Officer for the Angels after his hire in Nov., 2003. His duties include managing the day-to-day finances of the organization. In addition, on Dec. 16, 2003, he and Bill Levine became limited partners with Arte Moreno in an ownership group for the Angels.

Prior to his current position, Bill served as both controller and CFO during his 20-year career in the outdoor advertising industry.

Before he got started in outdoor advertising, Bill was an auditor with Arthur Young after graduating from the University of Alabama with a Bachelor of Science in Accounting.

Bill and his wife have two sons and reside in Phoenix.



John Carpino
Senior Vice President,
Sales and Marketing

Beginning his first season with the Angels, John Carpino serves as the Senior Vice President of Sales and Marketing after his appointment, Dec. 1, 2003.

Prior to his assignment with the Angels, he spent 17 years with Viacom Outdoor, an outdoor advertising firm, where he oversaw \$200 million in sales for the Western Region.

From 1982-86 Carpino worked in Tucson, AZ, and Chicago, IL, for Whiteco Metrocom billboard company, where he served as an account executive and sales manager.

Carpino, 44 (4/24/59), is a 1982 graduate of the University of Arizona with a degree in Business Administration. He and his wife Elizabeth have two children (Nicolas and Mia) and reside in Santa Monica.

ANGELS

Front Office Staff



Bill Stoneman

Vice President and General Manager

Bill Stoneman enters his fifth season as Vice President and General Manager of the Angels. He was named the ninth General Manager in club history on Nov. 1, 1999. Stoneman is responsible for the overall baseball operations of the club, including player personnel, scouting and player development. He previously served as Vice President, Baseball Operations for the Montreal Expos, with financial and administrative responsibilities for all baseball operations aspects.

A native of Oak Park, IL, Stoneman put together a talented staff of coaches, including the 2002 AL Manager of the Year, Mike Scioscia, and players such as 2002 ALCS MVP Adam Kennedy, David Eckstein and Aaron Sele, to bring the first World Championship to Anaheim in the 42-year history of the Angels.

As a player, Stoneman pitched for eight seasons in the major leagues, compiling a 54-85 record with 46 complete games, 15 shutouts, five saves and a 4.08 ERA in 245 games (170 starts). He began his professional career in 1966 and appeared in the major leagues with the Chicago Cubs (1967-68), Montreal (1969-73) and California (1974). Stoneman was selected to the 1972 National League All-Star team, pitching two innings at the Mid-Summer Classic in Atlanta.

Stoneman, who was the 10th selection by Montreal from Chicago in the 1968 expansion draft, pitched two no-hitters for the Expos. He no-hit the Philadelphia Phillies at Connie Mack Stadium, April 17, 1969 (7-0 score), and the New York Mets at Jarry Park, Oct. 2, 1972 (7-0 score). The first no-hitter came 10 days after the Expos made their debut. He enjoyed his best season in 1971 with the Expos, posting a 17-16 mark with 20 complete games and a 3.15 ERA. Stoneman also struck out a career best 251 batters. He had his contract sold to the Angels April 4, 1974, and posted a 1-8 record and 6.14 ERA in 13 games (11 starts) with California, before retiring as a player during that season.

Following his retirement from baseball in 1974, Stoneman joined Royal Trust, a financial institution, first working in Montreal, and then in Toronto. He returned to baseball Nov. 14, 1983, joining the Expos as Assistant to the President. Stoneman was then appointed Vice President, Baseball Administration, Sept. 8, 1984.

Raised in West Covina, CA, Stoneman attended Mount San Antonio Junior College in Walnut, CA. He received a Bachelor of Science degree from the University of Idaho and a Master's degree in Education from the University of Oklahoma. Stoneman was inducted to the University of Idaho Alumni Hall of Fame in Feb. 1998.

Stoneman and his wife Diane reside in Orange and have two children, a daughter Jill and son Jeff.

General Managers of the Angels

Bill Stoneman	November 1, 1999 - present
Bill Bavasi	January 12, 1994 - October 1, 1999
Whitey Herzog	September 18, 1993 - January 11, 1994
Dan O'Brien	May 1, 1991 - September 17, 1993
Mike Port	September 1, 1984 - April 30, 1991
E.J. "Buzzie" Bavasi	October 24, 1977 - September 1, 1984
Harry Dalton	October 27, 1971 - October 24, 1977
Dick Walsh	October 1, 1968 - October 27, 1971
Fred Haney	December 8, 1960 - October 1, 1968



Front Office Staff



Ken Forsch Assistant General Manager

Ken Forsch begins his seventh campaign as the Angels' Assistant General Manager after being appointed Feb. 9, 1998. Prior to his current appointment, Forsch served as the Angels' Director of Player Development for four seasons (1994-97). He is mainly responsible for assisting general manager Bill Stoneman with contract negotiations, player procurement and waiver and rule compliance. Prior to working as director of player development, Forsch owned a real estate company in Anaheim and worked extensively with the Angels' Community Relations department.

The Sacramento, CA native posted 114 career wins with a 3.37 ERA and 50 saves in 16 major league seasons (1970-86), including five seasons with the Angels (1981-1986). Forsch pitched a no-hitter, April 7, 1979, joining brother Bob of the St. Louis Cardinals, as the only brother combo ever to pitch major league no-hitters.

During his tenure in baseball operations, several key members of the 2002 World Champion team concluded their development, including Troy Percival, Darin Erstad, Garret Anderson, Ramon Ortiz, Jarrod Washburn, Scott Schoeneweis and Bengie Molina.



Gary Sutherland Special Assistant to General Manager

Gary Sutherland is in his fifth year with the Angels as Special Assistant to the General Manager. Prior to his current position, he served as the Angels' Coordinator of Professional Scouting in 1999.

Sutherland owns 39 years of professional baseball experience, including 13 seasons as a player in the major leagues (1966-1978). His administrative career started as an area scout for the San Diego Padres in 1980 and 1981. He then moved on to the Cleveland Indians, working as an area scout (1982-84) before becoming a special assignment scout/national cross checker (1985-89). In 1990, he joined the Los Angeles Dodgers as a special assignment/major league scout, then worked as an advance scout in 1995. From 1996 to 1998, he served as Dodgers' coordinator of Professional Scouting.

As Special Assistant to the General Manager, his main responsibility is the coordinating of professional scouting. Players who have been acquired in his Angels' tenure include current major leaguers Adam Kennedy, David Eckstein, Scott Spiezio and Brendan Donnelly.

Sutherland and his wife Karen reside in Monrovia and have three daughters, Jill, Lori and Teri.



TM

Front Office Staff



Tim Mead

Vice President, Communications

Tim Mead is entering his 25th season in the Angels' organization and seventh as Vice President, Communications, appointed Feb. 9, 1998. His career includes four seasons as Assistant General Manager (1994-97). He previously served as Vice President of Media Relations from Dec. 1, 1993 through Jan. 12, 1994 prior to his promotion in Baseball Operations. In December 2000, Mead was the recipient of the 2000 Fishel Award for PR excellence, named after the long-time baseball executive, which represents the 'Active non-uniformed representative of Major League Baseball whose ethics, character, dedication, service, professionalism and humanitarian best represent the standards propounded by Robert O. Fishel.'

Mead, 45 (4/17/58), began his career with the Angels as an intern in the public relations department in 1980. He was appointed Director of Media Relations in 1985 before being promoted to Assistant Vice President of Media Relations in 1991. During his tenure as Director of Media Relations, Mead was honored by the Los Angeles/Anaheim Chapter of the BBWAA with the "Good Guy" Award in 1985 and 1990. Under his supervision, Mead has been responsible for the handling of media during the 1986 American League Championship Series, the 1989 All-Star Game and the Angels memorable run in 2002. He has assisted in several All-Star Games, League Championship Series and World Series.

In April, 2002, Mead took part in the Joint Civilian Orientation Conference (JCOC) designed by the Department of Defense. He was one of 60 civilians chosen by the Pentagon to attend the conference, traveling to the Pentagon, Norfolk Naval Air Station in VA; Sheppard Air Force Base, Sheppard, Texas; Fort Bragg and Camp Lejeune, NC and Ofutt Air Force Base in Omaha, Nebraska to see the United States Strategic Command Center. The trip featured briefings and meetings with generals, admirals and enlisted men and women from each branch of the military. The trip is designed to present a clearer picture and understanding of the military to civic and community leaders across the country.

The Athens, Greece, native is a 1980 graduate of Cal Poly Pomona with a Bachelor of Science degree in Communications. Mead is a Member of the Board of Directors for the Orange County Sports Youth Association and other charitable groups such as Amigos de los Niños and Second Harvest Food Bank of Orange County. He and his wife Carole have one son, Brandon, and reside in Diamond Bar.



Molly Taylor

Vice President, Finance and Administration

Molly Taylor begins her fourth season with the Angels and first as Vice President, Finance and Administration after her promotion, Nov. 14, 2003. Prior to her promotion, she spent the past three years as the Director of Finance for the Angels and Mighty Ducks of Anaheim. Before joining the organization, Taylor was a financial manager for Arco Products Company in Los Angeles.

Taylor is responsible for the financial operation of the Angels, including budgeting, accounting, planning and payroll. She is also responsible for the office administration of the organization including human resources and information services.

Taylor is a 1988 graduate of Holy Cross with a Bachelor of Arts degree in Economics/Accounting. In 1999, she graduated from the Anderson School at UCLA with a Masters degree in Business Administration.





Front Office Staff



Eddie Bane Director of Scouting

Eddie Bane begins his first campaign as Director of Scouting for the Angels after his appointment, Oct. 3, 2003. He oversees the scouting of amateur and minor league players as well as the signing of domestic amateur players and international players.

Bane came to the Angels after serving two years as a special assistant to Chuck Lamar, General Manager of the Tampa Bay Devil Rays.

Before joining the Devil Rays, he spent 11 years (1988-1998) as a national cross-checker and major league scout for the Los Angeles Dodgers. Following his eight-year professional career, he served as a pitching coach for the Los Angeles Dodgers' rookie-level Lethbridge in 1983. He then worked for the Cleveland Indians, serving as the manager for short-season A Batavia for two seasons (1984-85) and as a cross-checker/scout (1984-87).

Bane, 52 (3/22/52), was selected by the Minnesota Twins in the first round of the 1973 free agent draft as a left-handed pitcher. He became the 16th player to begin his career at the major league level with a July 4, 1973, major league debut.

Before signing with the Twins, Bane was an All American pitcher at Arizona State University (1972-73), where he went 40-4 with a 1.64 ERA in this three-year career (1971-73). He still holds the Sun Devils career strikeout record with 505 and is the only ASU pitcher to throw a perfect game.

The Chicago, IL, native attended Westminster (CA) High School. He and his wife Cindy have four children: Jaymie, Kacey, Corey and Veronica. Son Jaymie was drafted by the Angels in the 20th round of the 1997 free-agent draft, spending two seasons in the Angels farm system, and is now a scout for the Chicago White Sox.



Tony Reagins Director of Player Development

Tony Reagins begins his 13th season with the organization and third as Director of Player Development following his promotion, Oct. 16, 2001, after serving four years as Manager of Baseball Operations. He is chiefly responsible for the club's minor league system, which features seven minor league affiliates, including a club in San Pedro De Macoris, Dominican Republic.

Reagins' first season saw six rookies on the 2002 World Championship team after not having one rookie on the roster coming out of spring training. Those rookies included Brendan Donnelly, Chone Figgins, Jose Molina, Francisco Rodriguez, John Lackey and Scot Shields, while Alfredo Amezaga and Mickey Callaway both saw major league time during the regular season.

A native of Indio, CA, Reagins began his career with the Angels as an intern in baseball operations in 1992. He then served an internship in marketing advertising sales in 1993 before being promoted to Marketing Assistant in 1994. Reagins served as Sponsorship Services Representative from 1996 until returning to Baseball Operations on April 1, 1998.

Reagins, 37 (3/11/67), a graduate of California State University Fullerton, is married to wife Colleen and the couple reside in Brea.



Abe Flores Manager, Baseball Operations

Abe Flores starts his third season with the Angels as Manager of Baseball Operations after his appointment, Nov. 20, 2001. He handles all administrative duties relating to scouting and player development and works closely with the scouting and player development directors on all minor league affiliates and player personnel matters.

The Mission Hills, CA, native spent the previous nine years (1992-2000) as an area scout in Southern California and Mexico for the Colorado Rockies. Before joining Colorado, he worked three seasons (1990-92) as an assistant coach at the University of Southern California, one season (1989) as a graduate assistant coach at the University of Arkansas, which went on to finish fifth at the College World Series, and two seasons (1987-88) as an assistant at American River College in Sacramento, CA. In the summers of 1989-90, he coached the Orleans Cardinals in the Cape Cod League, and in 1991 he coached the Anchorage Glacier Pilots in the Alaska College League.

Flores earned a bachelor's degree in social science with a physical education minor at Cal State Sacramento in 1988 and later obtained a master's degree in sports management from the University of Arkansas in 1989. A first baseman-outfielder, he played two seasons (1985-86) at Sacramento after playing two seasons (1983-84) at Los Angeles Valley College.

Flores, 40 (12/25/63), and his wife, Leslie, reside in Huntington Beach.

Training Staff



Ned Bergert Head Athletic Trainer

Ned Bergert joined the Angels staff in 1979 after beginning his career in 1975 as the trainer for the Angels' Quad Cities minor league affiliate in Davenport, IA. He received his Bachelor of Arts degree in Adaptive Physical Education from St. Ambrose College in 1979 and was inducted into the St. Ambrose Hall of Fame in 1992.

The Davenport, IA native is a certified member of the National Athletic Trainers Association and the California Athletic Trainers Association. Bergert has served as the American League Representative for the PBATS Executive Committee. For the past six years, he has been a member of Cal Poly Pomona Faculty, lecturing for the Department of Kinesiology and Health Promotions, specializing in Athletic Training Therapy and Modalities. Bergert serves on the NATA Grants and Scholarship Committee. He coordinates quarterly PBATS Newsletters featuring stories related to health care in professional baseball and has been instrumental in PBATS campaign to educate the public on the dangers of spit tobacco. He is also involved with the Boy Scouts of America, with son Chad, an Eagle Scout, and son Scott, a Life Scout. Bergert and fellow Angels trainer Rick Smith received the Major League Baseball Athletic Training Staff of the Year award for the 1998 season. The Angels staff was the 10th selected by members of the Professional Baseball Athletic Trainers Society.

In addition to his involvement with many committees Bergert has worked several years with the Orange County Chapter of the American Cancer Society, campaigning against smokeless tobacco. He was instrumental in developing a nationwide smokeless tobacco curriculum for grades kindergarten through 12.

Bergert, 49 (2/11/55), served as the American League trainer for the Major League All-Star Game in 1992 and 2002. He and wife Sandy have two sons, Chad and Scott. The family resides in Yorba Linda.



Rick Smith Athletic Trainer

Beginning his 27th season as a trainer for the Angels, Rick Smith previously served as the head trainer for the El Paso Diablos, an Angels' double-A affiliate, before moving to the major leagues in 1978. On Aug. 3, 2002, he was honored in a pre-game ceremony for his 25 years of service with the Angels, along with team medical director, Dr. Lewis Yocum.

Smith was a student trainer for the University of Texas-El Paso athletic teams from 1971 until graduating in 1975. He is a Member of the National Athletic Trainers' Association and the California and Texas State Trainers Associations. The El Paso, TX native served as an American League trainer for the Major League All-Star games in 1984, 1989 and 1997. Along with fellow Angels trainer Ned Bergert, the pair was named the Major League Athletic Training Staff of the Year for the 1998 season. The award, given yearly since 1989, is voted on by the Professional Baseball Athletic Trainers Society (PBATS).

Smith, 50 (11/24/53), and his wife Jarell have one son, Karcher, and reside in Santa Ana.



Brian Grapes Strength and Conditioning Specialist

Brian Grapes is beginning his sixth season as the Angels' Major League Strength and Conditioning Specialist. He previously served as Minor League Strength and Conditioning Coordinator for the Angels from October 1997 until his current appointment.

Grapes earned his degree in Exercise Science from the University of Wisconsin-Lacrosse, while earning all conference awards his junior and senior year for the Eagles baseball team. Before joining the Angels, Grapes served as a strength and conditioning intern for the Detroit Tigers during spring training and the Cleveland Indians during extended spring training in 1996. The West Union, IA, native is a Member of the National Strength and Conditioning Association and is a Certified Strength and Conditioning Specialist (C.S.C.S.).

Grapes, 31 (6/11/72), is single and resides in Costa Mesa.



Brian Scherr Physical Therapist

Brian Scherr is beginning his fourth season as the Angels Major League Physical Therapist. He previously served as the Minor League Rehabilitation Coordinator/Physical Therapist for the Los Angeles Dodgers. He was responsible for the evaluation, assessment, treatment, documentation, tracking and coordination of all medical care for injured players in the organization. This included the treatment and care of all post-surgical cases and injuries where players missed significant time.

In addition to his responsibilities with the Dodgers, Scherr also served as a consultant for Performance Health Technologies in Boulder, CO, assisting in the development of research and rehabilitation protocols for the use of the SportsRac. From June 1997 to April 1999, Scherr served as a Staff Physical Therapist for five different medical groups and rehabilitation centers in Southern California.

A Licensed Physical Therapist (1998) and Certified Strength and Conditioning Specialist (1997), Scherr graduated Summa Cum Laude, receiving a Master of Physical Therapy from Loma Linda University in June, 1997.

Scherr, 31 (1/30/73), resides in Corona, CA with his wife Julia, son Jackson and daughter Riley.



Clubhouse Staff



Ken Higdon Equipment Manager

Entering his 27th season in professional baseball and 12th with Angels, Ken Higdon is responsible for the purchasing and maintaining of equipment, supplies and uniforms for the Angels, while attending to the day-to-day needs of the Angels' players.

The Seattle, WA native began his career with the Angels in 1987 as the equipment manager for the Angels' minor league affiliate in Mesa, AZ. Higdon was then appointed equipment manager for the Angels prior to the 1994 season. He began his career in baseball in 1978 as the equipment manager of the Tacoma Tigers, then triple-A affiliate of the Oakland Athletics.

Higdon, 41 (2/26/63), is single and resides in Irvine.



Brian Harkins Visiting Clubhouse Manager

Beginning his 15th season as Visiting Clubhouse Manager, Brian Harkins began his career with the Angels as a batboy from 1981-1983.

The Anaheim, CA native returned to the Angels in 1986 as a clubhouse attendant. Harkins was promoted to Assistant Visiting Clubhouse Manager and Umpires' Room Attendant in 1988. He was then appointed Visiting Clubhouse Manager in 1990.

Harkins, 38 (5/22/65), and his wife Cathey have two daughters, Hayley and Hannah, and a son, Hayden. The family resides in Placentia.



Keith Tarter Assistant Equipment Manager

In his 14th season with the Angels.



Scott Smith Umpires' Room Attendant

In his 14th season with the Angels.

Medical Staff



Dr. Lewis Yocum Team Orthopedist

Entering his 27th season as Team Orthopedist with the Angels, Dr. Lewis Yocum is past President of the medical staff of Centinela Hospital Medical Center in Inglewood, CA and is currently on staff at University of California - Irvine (UCI).

The Chicago, IL, native received his Bachelor of Science degree from Western Illinois University in 1969 and his M.D. degree from the University of Illinois in 1973. Yocum served his Surgery Internship (1973-74) and Residency in Orthopaedic Surgery (1974-77) at McGaw Medical Center at Northwestern University. He served his Fellowship in Sports Medicine at the Kerlan Jobe

Orthopaedic Clinic in 1977.

Yocum currently is involved in the following professional associations: Clinical Assistant professor, University of Southern California; Associate Clinical Professor at UCI; Assistant Medical Director, PGA & Senior PGA Tours; Chairman of Annual Baseball Medicine Symposium; Member of the American Orthopaedic Society Sports Medicine; Shoulder and Elbow Society and the Arthroscopy Association of America.

He also served as President of the Association of Professional Baseball Physicians in 1984 and was selected as the team physician of the Major League All-Star Baseball Team that toured Japan in October, 1993. On Aug. 3, 2002, he was honored in a pre-game ceremony for his 25 years of service with the Angels, along with team athletic trainer, Rick Smith.



Dr. Craig Milhouse Team Physician

Beginning his 10th season as Team Physician with the Angels, Dr. Craig Milhouse serves in the same capacity with the Mighty Ducks of Anaheim and the Fullerton Junior College Athletic department.

Milhouse's current professional duties also include his private practice in Internal Medicine and Athletic Medicine in Anaheim, CA and role as Physical Consultant for the Arrowhead Pond of Anaheim. He previously served for 10 years at the Kerlan Jobe Orthopaedic Clinic in Anaheim, CA.

A native of Detroit, MI, Milhouse received his Bachelor of Science degree from the University of Michigan in 1976 and Medical Degree from Wayne State University, School of Medicine in 1980. He completed his Medicine/Surgery Internship at St. John's Hospital in Detroit, MI (1980-81) and his Internal Medicine Residency at Huntington Memorial Hospital in Pasadena, CA (1981-84). Milhouse served his Sports Medicine Fellowship at Kerlan Jobe Orthopaedic Clinic in Inglewood, CA (1990-91) and received his Board Certification in Internal Medicine in 1984.

Milhouse, 49 (9/3/54), has worked as Team Physician for the Los Angeles Rams (1993-95), the University of Southern California (1988-93), Occidental College (1992-93), Anaheim Bullfrogs, Anaheim Piranhas and Anaheim Splash. In 2003, Milhouse served as the Medical Director for the World Gymnastics Championships and has been a voluntary member of the Tournament of Roses for the past 18 years. He and wife Pamela have two sons, Jonathan and Alex. The family resides in Yorba Linda.



TM



Medical Glossary

- Abscess** — An infection which produces pus; can be the result of a blister, callus, penetrating wound or laceration.
- Anaphylactic Shock** — Shock that is caused by an allergic reaction.
- Anterior Compartment Syndrome** — Condition in which swelling within the anterior compartment of the lower leg jeopardizes the viability of muscles, nerves and arteries that serve the foot. In severe cases, emergency surgery is necessary to relieve the swelling and pressure.
- Anterior Cruciate Ligament (ACL)** — A primary stabilizing ligament within the center of the knee joint that prevents hyperextension and excessive rotation of the joint. A complete tear of the ACL necessitating reconstruction could require up to 12 months of rehabilitation.
- Anti-Inflammatory** — Any agent which prevents inflammation, such as aspirin or ibuprofen.
- Arteriogram** — A film demonstrating arteries after injection of a dye.
- Arthrogram** — X-ray technique for joints using air and/or dye injected into the affected area; useful in diagnosing meniscus tears of the knee and rotator cuff tears of the shoulder.
- Arthroscope** — An instrument used to visualize the interior of a joint cavity.
- Arthroscopy** — A surgical examination of the internal structures of a joint by means for viewing through an arthroscope. An arthroscopic procedure can be used to remove or repair damaged tissue or as a diagnostic procedure in order to inspect the extent of any damage or confirm a diagnosis.
- Aspiration** — The withdrawal of fluid from a body cavity by means of a suction or siphonage apparatus, such as a syringe.
- Atrophy** — To shrivel or shrink from disuse, as in muscular atrophy.
- Avascular Necrosis** — Death of a part due to lack of circulation.
- Avulsion** — The tearing away, forcibly, of a part or structure.
- Baker's Cyst** — Localized swelling of a bursa sac in the posterior knee as a result of fluid that has escaped from the knee capsule. A Baker's cyst indicates that there is a trauma inside the knee joint that leads to excessive fluid production.
- Bone Scan** — An imaging procedure in which a radioactive-labeled substance is injected into the body to determine the status of a bone injury. If the radioactive substance is taken up by the bone at the injury site, the injury will show as a "hot spot" on the scan image. The bone scan is particularly useful in the diagnosis of stress fractures.
- Brachial Plexus** — Network of nerves originating from the cervical vertebrae and running down to the shoulder, arm, hand, and fingers.
- Bursa** — A fluid-filled sac that is located in areas where friction is likely to occur, then minimizes the friction; for example between a tendon and bone.
- Capsule** — An enclosing structure which surrounds the joint and contains ligaments which stabilize that joint.
- CAT Scan** — Use of a computer to produce a cross sectional view of the anatomical part being investigated from x-ray data.
- Cellulitis** — Inflammation of cellular or connective tissue.
- Cervical Vertebrae** — Group of seven vertebrae located in the neck.
- Collateral Ligament** — on either side of and acting as a radius of movement, a hinge joint, as of the elbow, knee and wrist.
- Colles' Fracture** — A fracture of the distal end of the radius with the lower end being displaced backward.
- Concussion** — Jarring injury of the brain resulting in dysfunction. It can be graded as mild, moderate or severe depending on loss of consciousness, amnesia and loss of equilibrium.
- Contusion** — An injury to a muscle and tissues caused by a blow from a blunt object.
- Cortical Steroids** — Used to suppress joint inflammation.
- Costochondral** — Cartilage that separates the bones within the rib cage.
- Degenerative Joint Disease** — Changes in the joint surfaces as a result of repetitive trauma.
- Deltoïd Ligament** — Ligament that connects the tibia to bones of the medial aspect of the foot and is primarily responsible for stability of the ankle on the medial side. Is sprained less frequently than other ankle ligaments.
- Deltoïd Muscle** — Muscles at the top of the arm, just below the shoulder, responsible for shoulder motions to the front, side and back.
- Disc, Intervertebral** — A flat, rounded plate between each vertebrae of the spine. The disc consists of a thick fiber ring which surrounds a soft gel-like interior. It functions as a cushion and shock absorber for the spinal column.
- Dislocation** — Complete displacement of joint surfaces.
- Dusky** — Areas of decreased temperature may indicate arterial compromise and decreased tissue viability.
- Eccymosis** — Bleeding into the surface tissue below the skin, resulting in a "black and blue" effect.
- Edema** — Accumulation of fluid in organs and tissues of the body; swelling.
- Effusion** — Accumulation of fluid, or the knee itself, in various spaces in the body. Commonly, the knee has an effusion after an injury.
- Electromyogram (EMG)** — Test to determine nerve function.
- Epicondylitis** — Inflammation in the elbow due to overuse.
- Erythema** — Inflammatory redness of the skin.
- Exudate** — Any fluid that has exuded out of a tissue or its capillaries, specifically because of injury or inflammation.
- Fracture** — Breach in continuity of a bone. Types of fractures include simple, compound, comminuted, greenstick, incomplete, impacted, longitudinal, oblique, stress or transverse.
- Gadolinium MRI** — The chemical gadolinium is injected into the joint being studied to enhance the diagnosis image of the structures under investigation.
- Grade One Injury** — A mild injury in which ligament, tendon, or other musculoskeletal tissue may have been stretched or confused, but not torn or otherwise disrupted.
- Grade Two Injury** — A moderate injury when musculoskeletal tissue has been partially, but not totally torn which causes appreciable limitation in function of the injured tissue.
- Grade Three Injury** — A severe injury in which tissue has been significant, and in some cases totally, torn or otherwise disrupted causing a virtual total loss of function.
- Hematoma** — Tumor-like mass produced by an accumulation of coagulated blood in a cavity.

Medical Glossary



Iliotibial Band — A thick, wide fascial layer that runs from the iliac crest to the knee joint and is occasionally inflamed as a result of excessive running.

Inflammation — The body's natural response to injury in which the injury site might display various degrees of pain, swelling, heat, redness and/or loss of function.

Labrum — An edge, rim or lip-shaped structure found in the shoulder joint.

Ligament — Band of fibrous tissue that connects bone to bone or bone to cartilage and supports and strengthens joints.

Magnetic Resonance Imaging (MRI) — Imaging procedure in which a radio frequency pulse causes certain electrical elements of the injured tissue to react to this pulse and through this process a computer display and permanent film establish a visual image. MRI does not require radiation and is very useful in the diagnosis of soft tissue, disc and meniscus injuries.

Meniscectomy — An intra-articular surgical procedure of the knee by which all or part of the damaged meniscus is removed.

Meniscus — Crescent shaped cartilage, usually pertaining to the knee joint; also known as "cartilage." There are two menisci in the knee, medial and lateral. These work to absorb weight within the knee and provide stability.

Metacarpals — Five long bones of the hand running from the wrist to the fingers.

Metatarsals — Five long bones of the foot, running from the ankle to the toes.

Patella Tendinitis — Inflammation of the patellar ligament; also known as "jumper's knee."

Patellofemoral Joint — Articulation of the kneecap and femur. Inflammation of this joint can occur through: 1) acute injury to the patella, 2) overuse from excessive running particularly if there is an associated knee weakness, 3) chronic wear and tear of the knee, 4) as a result of poor foot mechanics. Patellofemoral irritation can lead to chondromalacia, which in its most chronic condition, could require surgery.

Phlebitis — Inflammation of a vein.

Plica — Fold of tissue in the joint capsule and a common result of knee injury.

Posterior Cruciate Ligament (PCL) — A primary stabilizing ligament of the knee that provides significant stability and prevents displacement of the tibia backward within the knee joint. A complete tear of this ligament necessitating reconstruction could require up to 12 months rehabilitation.

Reconstruction — Surgical rebuilding of a joint using natural, artificial or transplanted materials.

Referred Pain — Pain felt in an undamaged area of body away from the actual injury.

Rotator Cuff — Comprised of four muscles in the shoulder area that can be irritated by overuse. The muscles are the supraspinatus (most commonly injured), infraspinatus, teres minor and subscapularis.

Rotator Cuff Impingement Syndrome — A microtrauma or overuse injury caused by stress, and the four stages are: 1) tendentious with temporary thickening of the bursa and rotator cuff; 2) fiber dissociation in the tendon with permanent thickening of the bursa and scar formation; 3) a partial rotator cuff tear of less than one cm.; and 4) a complete tear of one cm. or more.

Scapula — Shoulder blade.

Sciatica — Irritation of the sciatic nerve resulting in pain or tingling running down the inside of the leg.

Sciatic Nerve — Major nerve that carries impulses for muscular action and sensations between the low back and thigh and lower leg; it is the longest nerve in the body.

Shin Splint — A catch-all syndrome describing pain in the shin that is not a fracture or tumor and cannot be defined otherwise.

Spondylitis — Inflammation of one or more vertebrae.

Spondylolisthesis — Forward displacement of one vertebrae over another below it due to a developmental defect in the vertebrae.

Spondylosis — Abnormal vertebral fixation or immobility.

Sprain — Injury resulting from a stretch or twist of the joint and causes various degrees of stretch or tear of a ligament or other soft tissue at the joint.

Strain — Injury resulting from a pull or torsion to the muscle or tendon that causes various degrees of stretch or tear to the muscle or tendon tissue.

Stress Fracture — A hair-line type of break in a bone caused by overuse.

Stress X-Ray — A continual x-ray taken when a portion of the body is stressed to its maximum in order to determine joint stability. This is a test utilized in some ankle injuries.

Subluxation — Partial dislocation of a joint. The term usually implies that the joint can return to its normal position without formal reduction.

Tarsals — Group of seven bones of the foot consisting of the calcaneus, talus, cuboid and three cuneiform bones.

Tendinitis — Inflammation of the tendon and/or tendon sheath, caused by chronic overuse or sudden injury.

Tendon — Tissue that connects muscle to bone.

Thoracic Outlet Compression Syndrome — A neuro-vascular disorder of the upper extremity common in throwing.

Tomograph — A special type of x-ray apparatus that demonstrates an organ or tissue at a particular depth.

Transverse Process — Small lateral projection off the right and left side of each vertebrae that functions as an attachment site for muscles and ligaments of the spine.

Triangular Cartilage — A connective tissue characterized by its nonvascularity and firm consistency; located on the little finger side of the wrist.

Ulna Collateral Ligament — A band or sheet of fibrous tissue connecting two or more bones, cartilage, or other structures, or serving as support for fasciae or muscles located on the inside of the elbow (ligament that is replaced or repaired for the "Tommy John" surgery).

Ulnar Nerve — Nerve in the elbow commonly irritated by excessive throwing.

Wrist — The junction between the two forearm bones (radius and ulna) and eight wrist bones (trapezium, capitate, hamate, pisiform, trapezoid, lunate and scaphoid)

NOTE: This list is not meant to be all inclusive nor should it be used as a substitute for physician's diagnosis and/or description of an injury or illness. For further definitions, please refer to the *Stedman's Pocket Medical Dictionary* published by Williams and Wilkins.



Angels Staff



Robert Alvarado
Director, Marketing &
Promotions



Jose Andrade
Security Host



Lidia Argomaniz
Human Resources
Assistant



Larry Babcock
Baseball Information
Manager



Chantelle Ball
Travel Account Manager



Matt Bennett
Manager, Community
Relations



Anne Blasius
Community Relations
Coordinator



Scott Booth
Group Sales
Account Executive



Sheila Brazelton
Ticket Operations Manager



Bill Brown
Custodial Supervisor



Kevin Brown
Skilled Craft Worker



Jeannette Bryan
Receptionist



Peter Bull
Entertainment Manager



Patrick Byrnes
Electrician



Monica Campanis
Administrative Assistant,
Marketing & Promotions



Dan Carnahan
Ticket & Suite
Account Executive



Bob Castillo
Video & Scoreboard
Producer



Al Castro
Manager, Information
Services



Rubina Ceja
Custodial Supervisor



Alejandro Cervantes
Skilled Craft Worker



Eric Challman
Ticket Supervisor



Calvin Ching
Ballpark Operations
Assistant



David Chubak
Electrician



Linda Chubak
Accounting Assistant



Michael Clark
Groundskeeper

Angels Staff



Keith Cleary
Manager, Security



David Cohen
Insurance Risk
Manager



Tom DeTemple
Telemarketing Supervisor



Maria Dinh
Administrative Assistant,
Corporate Sales



John Drum
Director,
Ballpark Operations



Carla Enriquez
Group Sales
Account Executive



Neil Fariss
Sr. Network Engineer



Laura Fazioli
Administrative Assistant,
Scouting/General Manager



Cris Fisher
Controller



Linda Fitzgerald
Office Specialist




Amy Fournier
Administrative
Assistant, Sales



Joe Furmanski
Group Sales Manager



Lisa Gaspar
Ticket & Suite
Account Executive



Preston Gomez
Special Assistant to
General Manager



Jack Halstead
Lead, Facility Maintenance



James Haskins
Security Host



Nancy Herrera
Marketing Coordinator/
Designer



Joel Hobson
Marketing Representative



Bob Holdman
HVAC Lead



Clancy Holligan
Ticketing Representative



Eric Kay
Media Relations
Representative



Mike Kirby
Ticket & Suite
Account Executive



Greg Laesch
Groundskeeper Lead



Paul Laferla
Corporate Sales
Account Executive



Amy Langdale
Sr. Financial Analyst



Angels Staff



Lorelei Large
Accountant



Pat Lissy
Administrative Assistant,
Sales



Barney Lopas
Field/Ground
Maintenance Manager



Diego Lopez
Sr. Video Coordinator



Mark Macias
Security Host



Sam Maida
Assistant Operations
Manager



Nancy Mazmanian
Manager, Media Services



Mike McKay
Manager, Facility Services



Richard McClemmy
Director, Corporate Sales



Ruben Montano
Video Coordinator



Lynda Nelson
Suites & Guest
Relations Manager



Jean Ouyang
Accountant



Bill Pedigo
Corporate Sales
Account Executive



Trish Pene
Executive Administrative
Assistant



Suzanne Peters
Purchasing Assistant



Sam Piccione
Corporate Sales
Account Executive



Jenny Price
Director, Human
Resources



Ernie Prukner
Group Sales
Account Executive



Jennifer Randall
Sr. Marketing
Representative



Ryan Redmond
Group Sales
Account Executive



Angel Rodriguez
Group Sales
Account Executive



Kevin Roell
HVAC Technician



Damon Roschke
Ticket & Suite
Account Executive



Bob Ross
Electrician Lead



Keith Rowe
Ticket & Suite
Account Executive

Angels Staff



Michael Sandoval
Group Sales
Account Executive



Marty Sewell
Media Relations
Representative



Steve Shiffman
Director, Ticket &
Suite Sales



Marcelino Soto
Custodial Supervisor



Ron Sparks
Purchasing Specialist



Tom Taylor
Traveling Secretary



Chris Titchenal
Administrative Assistant,
Trainers



Aaron Tom
Publicity &
Broadcasting Manager



David Tsuruda
Associate Producer Video/
Scoreboard Operations



David Tunstall
Maintenance Painter



Keimpe Vanderwall
Maintenance Painter



Doug Ward
Publications Manager



Sabrina Warner
Corporate Sales
Account Executive



Kim Weaver
Ticketing Representative



Susan Weiss
Assistant Ticketing
Manager



Cindy Williams
Human Resources
Coordinator



David Yun
Sr. Customer
Support Analyst

NOT PICTURED: Maria Arellano, Carrie Basham, Cathy Carey, Mike Gullo, Dave Paterson, David Tamblyn

Free Agent & International Scouts



Arnold Brathwaite



John Burden



Arnold Cochrane



Tim Corcoran



Jeff Crane



Clay Daniel



Bobby DeJardin



Dan Drake



Felipe Gutierrez



Kevin Ham



William "Bo" Hughes



Tom Kotchman



Dan Lynch



Jeff Malinoff



Ron Marigny



Chris McAlpin



Chad MacDonald



Alex Messier



Leo Perez



Bill Pintard



Dan Radcliffe



Scott Richardson



Marc Russo



Jeff Scholzen



Mike Silvestri



Jack Uhey



Ric Wilson

NOT PICTURED: Amador Arias, Karl Carswell, Luis Cuevas, Tak Kawamoto, Charlie Kim, Carlos Porte, Dennys Suarez, Ramon Valenzuela, Grant Weir

The Nick Kamzic Award - Scout of the Year

The Nick Kamzic Award is given annually to the Angels' scout who epitomizes the dedication, perseverance and excellence demonstrated by the award's namesake. Nick Kamzic, a Chicago-based scout in the Angels' organization for 39 seasons, joined the franchise in its initial 1961 season (he proudly called himself "Mr. Autry's first hire") and continued scouting for the Angels through the 1999 season. Named the National Scout of the Year (Midwest) in 1996, he passed away from heart failure Dec. 12, 2000, one week before his 82nd birthday. Like the many hard-working and dedicated scouts who proudly represent baseball throughout the nation, the following individuals demonstrate those special qualities that have earned them recognition as the Angels' Scout of the Year:

1996 — Moose Stubing
 1997 — Darrell Miller
 1998 — Tony LaCava

1999 — Tom Burns
 2000 — Tim Corcoran
 2001 — Marc Russo

2002 — Kevin Ham
 2003 — Clay Daniel/Rich Schlenker

Angels Scouting Staff



Amateur Scouting Staff

Eddie Bane, Director of Scouting
 Abe Flores, Manager of Baseball Operations
 Laura Fazioli, Executive Secretary for Scouting

Free Agent Scouts

Arnold Brathwaite	Upper Midwest (MN, WI, IA, IL, MO)	Territory
John Burden	Michigan-Indiana-Ohio-Kentucky-East Tennessee	
Karl Carswell	Nebraska-Kansas	
Arnold Cochrane	Puerto Rico	
Tim Corcoran	Southern California-Southern Nevada	
Jeff Crane	Mississippi-Alabama-West Tennessee	
Clay Daniel	International Supervisor	
Bobby DeJardin	Southern & Central California-Hawaii	
Kevin Ham	Arkansas-Oklahoma-Northwest Texas	
William "Bo" Hughes	Western Supervisor	
Tom Kotchman	North & Central Florida	
Dan Lynch	Northeastern States (ME, NH, VT, MA, CT, RI, NY, NJ)	
Jeff Malinoff	National Crosschecker	
Ron Marigny	Midwest Supervisor	
Chris McAlpin	Georgia & Carolinas	
Chad MacDonald	South Texas-Louisiana	
Dan Radcliffe	Mid-Atlantic States (PA, DE, MD, VA, WV)	
Scott Richardson	Northern California-Northern Nevada	
Marc Russo	Eastern Supervisor	
Jeff Scholzen	Utah-Colorado-Arizona-New Mexico	
Mike Silvestri	South Florida-Puerto Rico	
Jack Uhley	Pacific Northwest-Rocky Mountain States-Dakotas	
Ric Wilson	National Crosschecker	

International

Amador Arias	Venezuela	Territory
Luis Cuevas	Dominican Republic	
Felipe Gutierrez	Mexico	
Tak Kawamoto	Japan	
Charlie Kim	Korea	
Alex Messier	Canada	
Leo Perez	Dominican Republic	
Carlos Porte	Venezuela	
Dennys Suarez	Venezuela	
Ramon Valenzuela	Dominican Republic	
Grant Weir	Australia	

Professional Scouting Staff

Gary Sutherland, Special Assistant to GM

Major Leagues/Professional Scouts

Jay Hankins	Greenwood, MO	Hometown
Rich Schlenker	Walnut Creek, CA	
Brad Sloan	Brimfield, IL	
Moose Stubing	Villa Park, CA	
Dale Sutherland	La Crescenta, CA	
John Van Ornum	Bass Lake, CA	

Major League Scouts



Jay Hankins



Rich Schlenker



Brad Sloan



Moose Stubing



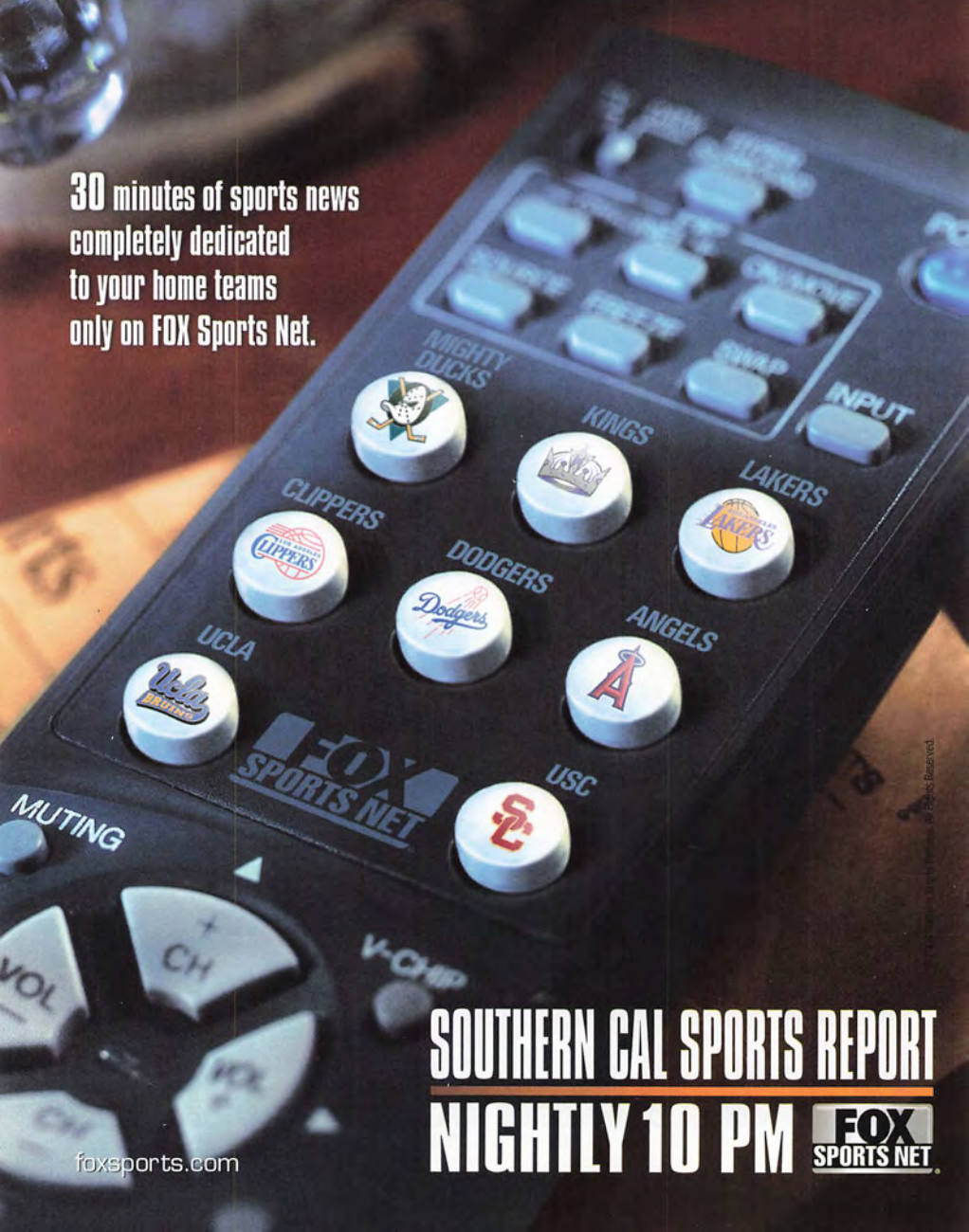
Dale Sutherland



John Van Ornum

It's like having
your very own highlight reel.

30 minutes of sports news
completely dedicated
to your home teams
only on FOX Sports Net.



SOUTHERN CAL SPORTS REPORT
NIGHTLY 10 PM

FOX
SPORTS NET

foxsports.com

© 1999 Fox Sports Net. All Rights Reserved.



photo credit: Tim Dona
visit: aerialphotoart.com

Under The Halo



Television & Radio Information



KCAL 9 is proud to be in its ninth year as the Angels' Southern California television broadcaster. The station looks forward to offering an unprecedented level of Angels coverage during the team's 2004 season, including 46 game broadcasts and in-depth reports and features during the station's nightly "Sports Central" news broadcasts.

The Angels' pursuit of a second World Series championship will also be covered extensively by KCAL's sister station, CBS 2. Both stations' commitment to the Angels includes coverage during "Sports Central" - Southern California's most comprehensive daily sports news report, which is anchored by Alan Massengale, Derrin Horton and John Ireland on KCAL and Jim Hill and Steve Hartman on CBS 2.

The KCAL 9 and CBS 2 Sports team is led by Jeff Proctor, vice president and senior executive producer of the two stations' sports operations; and Scott Henry, executive producer of "Sports Central." Dawn D'Agostino is the producer of Angels game broadcasts on KCAL.

Returning as the voices of the Angels on KCAL are play-by-play announcer Steve Physioc and analyst Rex Hudler.

KCAL 9 is the leading local broadcaster of major professional sports in the nation. In addition to its extensive Angels coverage, the station is the broadcast home of the Los Angeles Lakers, the Mighty Ducks of Anaheim, the Los Angeles Galaxy and the John R. Wooden Classic at the Arrowhead Pond of Anaheim. KCAL 9 and CBS 2 also serve as the broadcast home of Special Olympics Southern California. In all, KCAL provides coverage of more than 120 major sporting events each year.

The winner of more local Emmy awards than any other station in the region over the past four years, KCAL is also the leading broadcaster of local news programming in Southern California. KCAL's Prime 9 News is the only three-hour, primetime local news broadcast in the country.

Collectively, KCAL 9 and CBS 2 serve the Southland with more than 60 hours of live local news and sports news programming per week.



Fox Sports Net West (FSN) enters its 12th season televising Angels games. As the home of the most Angels coverage on television, the regional sports network telecasts 50 games in 2004, in addition to featuring nightly Angels coverage on the SOUTHERN CALIFORNIA SPORTS REPORT.

Steve Physioc enters his ninth season as FSN's play-by-play announcer. He is joined by analyst and popular former Angel Rex Hudler. Hudler begins his sixth season on the telecasts.

Fox Sports Net features the only regularly scheduled Angels' pregame show on television. "Angels in the Infield" is on 30-minutes prior to

every Angels home game. The pregame show, hosted by Bill Macdonald, includes up-to-the-minute news, features, interviews with players, coaches and management, in addition to a preview of the upcoming game.

Fox Sports Net is also the home to the SOUTHERN CALIFORNIA SPORTS REPORT at 10 PM. This nightly news show gives Southern California sports fans more regional sports news, up-to-the-minute scores, highlights and interviews with a local perspective.

In addition to Angels games, FSN's programming also includes the Los Angeles Lakers, Los Angeles Kings, USC, UCLA, University of Hawaii & Pepperdine University athletics, the "High School Game of the Week" and the LA Times HIGH SCHOOL SPOTLIGHT show. Fox Sports Net's national programming includes the BEST DAMN SPORTS SHOW PERIOD, YOU GOTTA SEE THIS, BEYOND THE GLORY, TOTALLY FOOTBALL and NASCAR THIS MORNING. Fox Sports Net was awarded 11 Los Angeles Emmy Awards in 2003. It tied for the most awards given to any network in the market.

One of the nation's premier sports networks, Fox Sports Net provides 24-hour sports programming to more than 5 million subscribers in Southern California, Nevada and Hawaii. FSN combines with sister station Fox Sports Net 2 to produce over 500 live sporting events and over 5,000 hours of original programming each year. For complete national and regional telecast schedules, the latest sports news, provocative opinions and updated statistics, log-on to website www.foxsports.com.

Television & Radio Information



ESPN Radio 710 enters its second year as the radio flagship of the Angels. The play-by-play broadcast team of Rory Markas and Terry Smith returns in 2004. Markas will host "Baseball Today/Tonight" one hour before every game, while Smith will take your calls on "Angel Talk" following every game.

ESPN Radio 710 has established itself as L.A. and Orange County's sports leader with an excellent blend of local and national sports, and play-by-play of major events, including the Angels, the L.A. Kings, the NBA & MLB All-Star Games, the Bowl Championship Series, and the MLB playoffs and World Series.

The ESPN Radio 710 line-up is anchored locally by long-time Southern California personalities Joe & Doug (Joe McDonnell

and Doug Krikorian), Dave Stone, and national personalities including Dan Patrick, Mike & Mike (Mike Golic & Mike Greenburg) and more. To talk sports, call 877-552-ESPN.

ESPN Radio 710 is where Southern Californians get entertaining and compelling sports-talk and up-to-the-minute sports information 24 hours a day.



Univision Radio's KTNQ 1020AM is the new Spanish language play-by-play home of the Angels baseball. This new association extends the Angels presence and support to Southern California's Spanish speaking community. Returning to bring Spanish play-by-play action is Jose Mota and Ivan Lara.

As KTNQ 1020AM enters its first season as the Spanish language home of Angels baseball, a perfect partnership has been created. KTNQ's sportstalk program "Hablando de Deportes" will be instrumental in creating and maintaining an enthusiastic following for the Angels in the Southern California Latino community.

Hablando de Deportes' talented team of personalities will give each fan the opportunity to express their opinions, hear their thoughts and follow Angels games Monday through Friday as well as weekend afternoons.

50,000 watt KTNQ 1020AM is operated by Univision Radio, owned by Univision Communications Inc., the largest Spanish-language radio broadcaster in the United States.

Angels Baseball 2004 Radio Network

ENGLISH FLAGSHIP STATION

ESPN RADIO 710 AM
3321 South La Cienega Blvd.
Los Angeles, CA 90016
(877) 552-ESPN
(310) 558-7692 - Hotline

SPANISH FLAGSHIP STATION

UNIVISION RADIO KTNQ 1020 AM
Glendale Plaza
655 N. Central Ave., Suite 2500
Glendale, CA 91203
(818) 500-4500

2004 Radio Affiliates

LOCATION

Bakersfield, CA
Ontario, CA
Palm Springs, CA
Ridgecrest, CA
Ridgecrest/Lancaster/Palmdale, CA
San Diego, CA
Victorville, CA
Ventura, CA
Jamestown, ND

CALL LETTERS

KGEO
KSPA
KGAM
KLOA
KEDD
XEMMM
KIXW
KVTA
KSJB

FREQUENCY

1230 AM
1510 AM
1450 AM
1240 AM
103.9 FM
800 AM
960 AM
1520 AM
600 AM



Television & Radio Information



Steve Physioc Television Play-By-Play

Steve Physioc returns for his ninth season as the television play-by-play voice of Angels' baseball on FOX Sports Net and KCAL 9. Prior to joining the Angels telecasts, Physioc served as the play-by-play announcer for a number of teams and sports.

Physioc began his major league play-by-play announcing career in 1983, broadcasting Cincinnati Bengals football and Cincinnati Reds baseball games for WLWT-TV until 1987. He then served as the San Francisco Giants announcer for KTVU-TV from 1987-88, followed by work for ESPN (1989-95), announcing Major League Baseball, college basketball, baseball and Big Ten football. In 1995, he announced San Diego Padres games and PAC-10 football games for FOX Sports West. Additionally, Physioc served as the radio voice of Kansas State football and basketball (1979-1982), was television voice for Fresno State football and basketball (1987-94); announced college basketball and football at Stanford (1992-95) and handled play-by-play duties for the 1993 Pigskin Classic.

Physioc's previous experience also includes radio play-by-play for the NBA's Golden State Warriors (1989-90), television play-by-play for Warriors games (1990-91) and the Vancouver Grizzlies during their inaugural season (1995-96) in the NBA. In addition, Physioc served as sports anchor for WIBW-TV (1979-83) in Topeka, KS was the sports director at WLWT-TV from (1983-87) and sports director and anchor for KTVU-TV (1987-89) in Oakland, CA.

During the winter, Physioc broadcasts PAC-10 football and basketball games for FOX Sports West. Physioc also supports Paul McNeff Kidsingers, Christian Childrens Fund, the Special Olympics and "Team Up for Down Syndrome". A graduate of Kansas State University (1977), he and his wife Stacey make their home in Trabuco Canyon with their daughter Ryann and son Kevin.



Rex Hudler Television Color Analyst

Rex Hudler enters his sixth season alongside Steve Physioc as the Angels' baseball analyst on FOX Sports Net and KCAL 9. A veteran of 21 years in professional baseball, Hudler, nicknamed "Wonder Dog" during his playing career, played three seasons as a fan favorite for the Angels (1994-96) as an infielder and outfielder. In his final season with the club, Hudler recorded a .311 average and career-high 16 home runs in 92 games.

During his professional career (1978-1998), Hudler played for 18 different teams, including a 1993 stint in Japan. In 774 career major league games, Hudler registered a .261 average with 56 home runs and 169 RBI. His minor league career consisted of 1,083 games.

A native of Tempe, AZ and a 1978 graduate of Bullard High School (Fresno, CA), Hudler played baseball, basketball, soccer and football, earning first-team All-America honors as a wide receiver. He was a 1999 inductee into the Fresno Athletic Hall of Fame. His talent landed him 25 football scholarship offers and upon which he signed a letter of intent to play at Notre Dame.

Hudler began his broadcasting career as a special correspondent for "Good Morning America" during the 1997 playoffs, World Series and 1998 Super Bowl.

He is active in Angels' baseball clinics and makes motivational speaking engagements throughout the year. Hudler and his wife Jennifer founded "Team Up for Down Syndrome" to help support the Down Syndrome community nationwide. In February 2002, the Goodwill Industries of Orange County honored Hudler with the Walter Knott Service Award. Hudler was also honored as the 2003 Television Color Analyst by the Southern California Sports Broadcasters for his work on Angels broadcasts for KCAL and Fox Sports Net. Hudler is also featured as the color commentator alongside Jon Miller on ESPN's 2004 MLB video game and Sega's MLB 2K3 video game. The couple have four children, Alyssa, Cade, William and David and reside in Orange County.

Angel Stadium Ground Rules

- Ball striking any forward-facing green padded dugout or photographer well railing is considered a live ball.
- Ball going in, through or over any dugout photographer well is considered dead.
 1. Pitched ball is one (1) base.
 2. Thrown ball is two (2) bases.
- Ball striking guy-wires that support the backstop is considered dead.
 1. Batted ball is dead.
 2. Pitched ball is one (1) base.
 3. Thrown ball is two (2) bases.
- Foul poles and attached screen (yellow) are in fair territory. Ball striking either the pole or attached screen is a home run.
- Batted ball in fair territory getting stuck under the tarp, or field wall pads, is considered dead.
 1. Dead ball, two (2) bases.

Television & Radio Information



Rory Markas Radio Play-By-Play

Markas returns for his third season as the play-by-play voice of the Angels on ESPN Radio 710 AM. In addition to his baseball duties, Markas also serves as the play-by-play voice for the University of Southern California (USC) men's basketball team and a reporter for FOX 11 KTTV in Los Angeles. Prior to joining the Angels, Markas handled the play-by-play duties for the USC baseball team on the Trojan Radio Network, as well as a pre-game reporter of Trojan football. During that time, Markas was also a sports reporter on KNX Newsradio 1070 in Los Angeles and a sports anchor on FOX 11 KTTV. From 1994-97, he was the lead announcer for the NBA's Los Angeles Clippers on the Clippers radio network.

Markas has extensive baseball broadcasting experience as he has worked as a play-by-play announcer for the Milwaukee Brewers television network (1992-94) and as a substitute radio play-by-play announcer with the Brewers radio network from 1984-1994. He spent six seasons (1981-87) calling Pacific Coast League baseball, including three years with the Salt Lake City Gulls and three years with the Vancouver Canadians.

Markas' career has included stints as an on-air sports talent on KCBS 2 (1990-97) and Prime Ticket (1987-90). He has been honored with several broadcasting awards, including three Golden Mike Awards for radio reporting and two Associated Press Sportscasting Awards.

A native of San Fernando Valley, Markas attended Chatsworth High School and played baseball. He attended Los Angeles Valley College and Cal State Northridge. He is currently single and lives in Palmdale, California.



Terry Smith Radio Play-By-Play

Terry Smith enters his third season alongside Rory Markas on the Angels' flagship radio station, ESPN Radio 710 AM. Smith also hosts the Angels' post-game call-in show "Angel Talk" and the Angels' hot stove program "Angels Clubhouse".

Smith joined the Angels in 2002 after serving as the radio voice of the New York Yankees' triple-A affiliate Columbus Clippers for 19 seasons. From 1983-1997, Smith also served as the WBNS AM Sports Director in Columbus, Ohio. Smith was recognized three times by the Ohio Associated Press for his sportscasts and WBNS AM was named the Outstanding Sports Operation in Ohio six times by the Associated Press. Smith worked as a sports anchor, talk show host and was simply known

as "The Voice" covering play-by-play for Ohio State University football and basketball from 1986-1997.

Smith started his baseball broadcasting career in 1978, calling games for the Jacksonville Suns and later called games for the Memphis Chicks from 1981-82. At Memphis, Smith also worked as the Sports Director on WHBQ AM, anchoring sports on the morning and afternoon drive shows.

The Philadelphia, PA native attended Temple University, where he played collegiate club hockey, as well as Jones College in Jacksonville, FL which has produced the likes of actors Joe Piscapo and Jay Thomas. In February, 2002 Smith made his on-screen debut as a broadcaster in the baseball movie "A Little Inside", which aired on HBO and Showtime. Smith and his wife Sonia have one son, Jordan, and make their home in Ladera Ranch, CA.

All-Time Angels Television Broadcasters (English Flagship)

1961 - Don Wells, Bob Kelley, Steve Bailey (KTLA)	1979 - Dick Enberg, Don Drysdale, Al Wisk, Ron Fairly (KTLA)	1994 - Ken Wilson, Ken Brett (KTLA & Prime Ticket)
1962 - Buddy Blattner, Don Wells, Steve Bailey (KTLA)	1980 - Dick Enberg, Ron Fairly (KTLA)	1995 - Ken Wilson, Ken Brett (KTLA & Prime Sports)
1963 - Buddy Blattner, Don Wells (KTLA)	1981 - Dick Enberg, Don Drysdale, Ron Fairly (KTLA) 1982 - Don Drysdale, Bob Starr, Ron Fairly (KTLA)	1996 - Ken Wilson, Ken Brett (KTLA & Prime Sports)
1965 - Buddy Blattner, Don Wells (KTLA)	1983 - Don Drysdale, Bob Starr, Ron Fairly (KTLA)	1997 - Steve Physioc, Jerry Reuss, Sparky Anderson (KCAL & Fox Sports West)
1966 - Buddy Blattner, Don Wells (KTLA)	1983 - Don Drysdale, Bob Starr, Ron Fairly (KTLA)	1998 - Steve Physioc, Jerry Reuss, Sparky Anderson (KCAL & Fox Sports West)
1967 - Buddy Blattner, Don Wells (KTLA)	1984 - Bob Starr, Ron Fairly, Allan L. Collin (KTLA)	1999 - Steve Physioc, Rex Hudler (KCAL & Fox Sports West)
1968 - Buddy Blattner, Don Wells (KTLA)	1985 - Bob Starr, Joe Torre (KTLA)	2000 - Steve Physioc, Rex Hudler (KCAL & Fox Sports West)
1969 - Dick Enberg, Don Wells (KTLA)	1986 - Bob Starr, Joe Torre (KTLA)	2001 - Steve Physioc, Rex Hudler (KCAL & Fox Sports Net)
1970 - Dick Enberg, Don Wells (KTLA)	1987 - Bob Starr, Joe Torre (KTLA)	2002 - Steve Physioc, Rex Hudler (KCAL & Fox Sports Net)
1971 - Dick Enberg, Don Wells (KTLA)	1988 - Bob Starr, Joe Torre (KTLA)	2003 - Steve Physioc, Rex Hudler (KCAL & Fox Sports Net)
1972 - Dick Enberg, Don Wells (KTLA)	1989 - Bob Starr, Joe Torre (KTLA)	2004 - Steve Physioc, Rex Hudler (KCAL & Fox Sports Net)
1973 - Dick Enberg, Don Drysdale (KTLA)	1990 - Joe Torre, Reggie Jackson, Joe Garagiola (KTLA)	
1974 - Dick Enberg, Don Drysdale (KTLA)	1991 - Ken Wilson, Ken Brett (KTLA)	
1975 - Dick Enberg, Don Drysdale (KTLA)	1992 - Ken Wilson, Ken Brett (KTLA)	
1976 - Dick Enberg, Don Drysdale (KTLA)	1993 - Ken Wilson, Ken Brett (KTLA)	
1977 - Dick Enberg, Don Drysdale, Al Wisk (KTLA)		
1978 - Dick Enberg, Don Drysdale, Al Wisk (KTLA)		



Television & Radio Information



Ivan Lara Spanish Radio Play-By-Play

Ivan Lara enters his seventh season with the Angels as the play-by-play announcer for Spanish radio on KTNQ 1020 AM. Prior to joining the Angels' broadcasting team, Lara served with Cactus Broadcasting (KXEW and KOHT Radio) as the play-by-play voice of the University of Arizona Football and Basketball teams from 1994 until his current appointment. He also hosted the sports program "Panorama Deportivo" and backed up for the Spanish broadcasting core of the NBA's Phoenix Suns.

From 1993-94, Lara served as the play-by-play voice of the Tucson Toros of the Pacific Coast League (Houston Astros triple-A affiliate) on KTZR. From 1990-92, he hosted the pre-game and post-game shows for the Toros and was also part of the play-by-play team. Additionally, Lara has worked as a news director and public service director for KXEW and KOHT Radio. Lara has also worked play-by-play in the 1993, 1994 and 1995 Copper Bowls. Lara spent the 2000 off-season covering USC Trojan football on XPRS.

The Ciudad Obregon, Sonora, Mexico native attended Pima Community College in Tucson, AZ from 1981-83 and currently resides in Rancho Santa Margarita, CA with his wife Alba and two children, Gustavo and Carlos.



Jose Mota Spanish Radio Color Analyst

Jose Mota returns for his third season in the Spanish radio booth with Ivan Lara on KTNQ 1020 AM. Mota also served as the Angels' television color analyst during September 2003 with Steve Physioc on KCAL-9 and Fox Sports Net. He also handled the color analyst duties for selected national broadcasts during Saturday's Game of the Week on the FOX Network. During 2002, Mota hosted World Series specials for ESPN Radio.

A bilingual talent, Mota joined the Angels in 2002 after working as a broadcaster for Major League Baseball Radio, baseball's Internet radio venture. With MLB, Mota also served as an International production consultant for the NBC special and 2001 ALMA and Emmy Award-nominated "Baseball: The Latin Passion". Jose was also the featured host in a Sammy Sosa documentary released by VisionQuest. During the 2001 season, Mota worked as a play-by-play announcer for DirectTV Latin America which provides weekly intercontinental Major League Baseball broadcast coverage to 26 Latin American countries.

From 1997 until his current appointment, Jose served as a baseball color analyst and play-by-play announcer for the FOX "Game of the Week" in Spanish, including MLB post-season play and "NFL Sunday" broadcasts. He has been a guest play-by-play announcer for several Los Angeles Dodgers Spanish broadcasts, sitting in on occasion for Hall of Fame broadcaster Jaime Jarrin.

A former Major League baseball player with the San Diego Padres (1991) and Kansas City Royals (1995), Mota was originally drafted by the Chicago White Sox in 1985. He was a two-time Collegiate All-American second baseman at Cal State Fullerton and owns a bachelors degree in Communications from CSF. He was the starting second baseman for the 1984 Titans' who claimed the National Title. In 1999, Jose made his film debut in Kevin Costner's Universal release "For Love of the Game" in which he portrayed Dominican shortstop "Jose Garcia".

A native of Santo Domingo, DR Mota is the son of longtime Dodger Manny Mota. He and his wife Marie make their home in Glendora, CA.

All-Time Angels Radio Broadcasters (English Flagship)

1961 - Don Wells, Bob Kelley, Steve Bailey (KMPC)	1974 - Dick Enberg, Don Drysdale, Dave Niehaus (KMPC)	1986 - Al Conin, Ron Fairly (KMPC)
1962 - Don Wells, Steve Bailey, Buddy Blattner (KMPC)	1975 - Dick Enberg, Don Drysdale, Dave Niehaus (KMPC)	1987 - Al Conin, Ken Brett (KMPC)
1963 - Don Wells, Buddy Blattner (KMPC)	1976 - Dick Enberg, Don Drysdale, Dave Niehaus (KMPC)	1988 - Al Conin, Ken Brett (KMPC)
1964 - Don Wells, Buddy Blattner (KMPC)	1977 - Dick Enberg, Don Drysdale, Al Wisk (KMPC)	1989 - Al Conin, Ken Brett (KMPC)
1965 - Don Wells, Buddy Blattner (KMPC)	1978 - Dick Enberg, Don Drysdale, Al Wisk (KMPC)	1990 - Al Conin, Ken Brett (KMPC)
1966 - Don Wells, Buddy Blattner (KMPC)	1979 - Don Drysdale, Al Wisk (KMPC)	1991 - Al Conin, Bob Jamison (KMPC)
1967 - Don Wells, Buddy Blattner (KMPC)	1980 - Bob Starr, Steve Shannon (KMPC)	1992 - Al Conin, Bob Jamison (KMPC)
1968 - Don Wells, Buddy Blattner (KMPC)	1981 - Bob Starr, Don Drysdale, Ron Fairly (KMPC)	1993 - Bob Starr, Billy Sample (KMPC)
1969 - Dick Enberg, Don Wells (KMPC)	1982 - Bob Starr, Ron Fairly (KMPC)	1994 - Bob Starr, Billy Sample (KMPC)
1970 - Dick Enberg, Don Wells, Dave Niehaus (KMPC)	1983 - Bob Starr, Al Conin, Ron Fairly (KMPC)	1995 - Bob Starr, Mario Impemba (KMPC)
1971 - Dick Enberg, Don Wells, Dave Niehaus (KMPC)	1984 - Bob Starr, Al Conin, Ron Fairly (KMPC)	1996 - Bob Starr, Mario Impemba (KMPC)
1972 - Dick Enberg, Don Wells, Dave Niehaus (KMPC)	1985 - Dick Enberg, Al Conin, Ron Fairly (KMPC)	1997 - Bob Starr, Mario Impemba (KTZN)
1973 - Dick Enberg, Don Drysdale, Dave Niehaus (KMPC)		1998 - Mario Impemba, Brian Barnhart (KRLA)
		1999 - Mario Impemba, Brian Barnhart (KLAC)
		2000 - Mario Impemba, Daron Sutton (KLAC)
		2001 - Mario Impemba, Daron Sutton (KLAC)
		2002 - Rory Markas, Terry Smith (KLAC)
		2003 - Rory Markas, Terry Smith (ESPN Radio)
		2004 - Rory Markas, Terry Smith (ESPN Radio)

The Name, Logos and Colors



On Jan. 9, 2002, the Angels unveiled their new official team colors and logos featuring red as the dominant color for the first time in club history. The announcement represented the seventh uniform change in franchise history.

The expansion franchise Los Angeles Angels were born in 1960, and played their first game in 1961. Named "Angels" for the English translation and nickname ("The City of Angels") of the city, the club remained in Los Angeles from 1961-65, before moving to Anaheim in 1966. The organization officially became the California Angels in Sept., 1965 to coincide with a uniform change the following season, and has remained in Anaheim since the move in 1966. On Nov. 19, 1996, the California Angels announced the official change of the team name to the Anaheim Angels in a press conference held at Anaheim Stadium. At the same time, the Angels unveiled their then new official team colors and logos.

The new look to the Angels' logo and uniforms captures the tradition of Angel baseball and a contemporary "back to basics" flare. The logo features the signature halo surrounding the "A," while the uniforms are reminiscent of decades past.

The Angels selected red, dark red, navy and silver as their colors. The red and navy that have been the team's official colors since the inaugural season have been maintained.

The official Angels logo consists of the block letter "A" in red, including dark red shading along the outside of the left side, inside the right side and bottom of the cross of the "A". A silver halo circles the top of the "A", filled with navy. The same navy outlines the "A" as well as the halo.


Both home and road uniforms follow the traditional look of jerseys past. The club will wear black belts, red stirrups and black shoes. Helmets are similar in color and logo to the home and road cap. Large numerals in red outlined in blue and silver with the players last name in red outlined in blue and silver will appear on the back of all jerseys. A smaller number in red outlined in blue and silver will appear below the script on the left side of all jerseys.

The Angels' home uniforms include a red cap and bill, official club logo and red button. Jersey is button down, white in color, with red piping around neck and arms. Red ANGELS script will appear on front, with silver halo circling top of the 'A'. Script will be outlined in blue and silver. Pants are white with red piping down each leg.

The Angels' road uniforms include a red cap and bill, official club logo and red button. Jersey is button down, gray in color, with red piping around neck and sleeves. Red ANGELS script will appear on front, with silver halo circling top of the 'A'. Script will be outlined in blue and silver. Pants are gray with red piping down each leg.

The Angels' alternate uniforms include a red cap and bill, official club logo and red button. Jersey is a sleeveless button down, white in color, with red piping around neck and armholes, worn with red undershirt. Red ANGELS script will appear on front, with silver halo circling top of 'A'. Script will be outlined in blue and silver.

The practice uniforms, which are the same jersey's worn at Spring Training, include a blue cap with official club logo, red bill and button. Jersey is red mesh with official club logo located on top left. Large white numbers will appear on back of jersey.



Home/Alternate Jersey



Road Jersey

A The History Of The Angels Logo



Los Angeles Angels
(1961-65)



California Angels
(1965-69)



California Angels
(1970-72)



California Angels
(1973-88)



California Angels
(1989-92)



California Angels
(1993-96)



Anaheim Angels
(1997-2001)



Anaheim Angels
(2002-)

Angels In The Community



The Angels have been a very active member of the local community throughout the teams' 43 year history. In addition to the success the team has enjoyed on the field, the Angels organization and its' players have been involved with numerous charitable organizations throughout the community that are working to improve the quality of life in Southern California.

In recent years, the Angels have been very active with a number of charities including the Boys and Girls Clubs in Orange County through the Gene Autry RBI League. This program gives hundreds of boys and girls the opportunity to get involved in baseball and softball. The Angels and Angels Care provide uniforms, equipment, umpires and staff to run the league in addition to hosting the participants to instructional clinics and an end of the season banquet at Angel Stadium. The Angels have also been a long time supporter of the Cystic Fibrosis Golf Classic, which takes place each fall and has raised millions of dollars in the fight against the disease. During the 2003 season, the Angels launched the "Halos Fight Hunger" program, which helped raise over 5 million meals for the Second Harvest Food Bank of Orange County in the fight against hunger. The team held food drives at each Tuesday Night home game with the help of Southern California Edison volunteers. Angels players contributed to the cause based on their performance on the field and the Angels wives held their annual food drive as well as selling cookbooks to benefit the program.

A few of the more notable community programs that the Angels hold each season include:

Angels Message Board: Fans can have birthday or anniversary messages put on the Matrix board for a fee that will benefit local charities. For more info please visit the Angels website at www.angels.mlb.com.

In Stadium auction: Held during each Angels home game at the Art of the Game booth, outside section 123 of the field level, the Angels memorabilia auction gives fans the opportunity to bid on unique Angels items. All proceeds from the program benefit local charities.

Halo Heroes: Throughout the season, the Angels recognize individuals who are working to make a difference in the lives of youth in our community. In 2003, the Angels honored local teachers for their outstanding contributions to the youth of Southern California. At each Tuesday home game during the season, the Angels honored a local teacher for their dedication to their students. Honorees selected were honored on the Angels Jumbotron Screen during the 2nd inning of each Tuesday Night game. The Halo Hero of the year honoree received a visit to their classroom from an Angels player and representatives as well as a pizza party.

Sixty-Five Roses Golf Tournament: For the 26th consecutive year, the Angels will team up with the Cystic Fibrosis Foundation for the Angels Care Sixty-Five Roses Golf Tournament, hosted by Don Baylor and Mike Scioscia at Los Coyotes Country Club in November

Reviving Baseball in the Inner Cities: This national Major League Baseball program is conducted with Boys and Girls Clubs, giving youngsters ages 13-18 an opportunity to participate in organized baseball. The 2004 MLB season will be the Angels' sixth year to participate in RBI, which also utilizes an off-field education program (SMART Moves) to teach the participants important life skills tools.





Angels In The Community

Youth Baseball Clinics: Held throughout the season at various locations, clinics offer children ages 6-14 an opportunity to learn baseball fundamentals from Angels players, coaches and former players. Clinics take place at Angel Stadium and at local parks. A schedule of clinics will be available on the Angels website at the beginning of the season.

Pre-Game Activities: A myriad of local charities, organizations and community groups join the Angels prior to home games, participating in pre-game recognition, first pitch, bat boy/girl, hometown heroes, between inning contests and much more.

Wish Granting Organizations: Each year, the Angels assist in fulfilling the dreams of terminally-ill children through the Make-a-Wish and Starlight Foundations. By arranging for these young people to attend a game and meet one of their favorite players, the Angels hope to provide them with a day to remember.

Speaker's Bureau: Angels alumni, as well as management staff and other team representatives, will attend and speak at venues such as schools, rotary clubs, lion clubs, corporate and professional organizations. Angels speakers not only provide a wealth of "inside" information about the Angels, but are generally entertaining for the groups to which they speak.


Hospital Visits: Angels players will visit area hospitals throughout the course of the season, providing smiles and Angels merchandise to children.


MLB Pitch, Hit and Run: This competition is MLB's official skills competition, which provides boys and girls across the country the opportunity to test their baseball skills. There are four levels of competition: Local competition, sectional competition, team championship and national finals.

For more information regarding Angels community events, or to request a donation for your charitable efforts, please send all letters to:

Angels Baseball
Community Relations
2000 Gene Autry Way
Anaheim, CA 92806

Or visit the Community Section at www.angelsbaseball.com.





Manager & Coaches



Mike Scioscia

Manager

14

Bats: Left **Throws:** Right **Ht.:** 6-2 **Wt.:** 245
Opening Day Age: 45 **Born:** Nov. 27, 1958
Birthplace: Upper Darby, PA **Resides:** Westlake Village, CA
Married: Anne Mollqueham, Jan. 26, 1985
Children: Matthew, Taylor
Appointed: Nov. 18, 1999
Signed Thru: 2007 (club option 2008)

Career Highlights:

- Begins fifth season as Angels' manager and fifth in major leagues after leading club to a 77-85 record and third place finish in the AL West (-19) in **2003**...Owns a 333-315 (.514) career mark as 16th field manager in Angels' history...Posted 300th win, July 5, 2003 at Oakland...His 333 wins as Angels' manager ranks third-most in club history behind Bill Rigney (625 in 9 seasons) and Gene Mauch (379 in 5 seasons)...Scioscia averages 83.3 wins per season, the most per season in club history...His .514 winning percentage is third-best in club history, behind Mauch (.533, 379-332) and Doug Rader (.518, 232-216), based on 162 or more games managed...On July 12, the Angels agreed to terms on two-year contract extension with Scioscia through 2007 with club option for 2008...Was AL manager for 74th All-Star Game in Chicago (IL), July 15th (AL won, 7-6)...In **2002**, he led Angels to World Championship and best record in club history (99-63)...Honored as 2002 Major League Manager of Year by Baseball America and 2002 A.L. Manager of the Year by The Sporting News, USA Today Sports Weekly and BBWAA...Named recipient of the 2002 C.J. Taylor Award for AL Manager of the Year by the Negro Leagues Baseball Museum...Is 17th person in history to win World Series Championship as both player and manager (12 others won as player/manager in same season)...Led Angels to A.L. Wild Card playoff berth in 2002 (-4 behind Oakland) and second winning season as manager (82-80 in 2000)...Increase in wins (24; 75-87 in 2001, 3rd in AL West) and games in standings (37; -41 in 2001) from one year to next is best in club history and in major leagues in 2002...Posted 250th career win, Sept. 14 vs. Texas...In **2001**, compiled 75-87 record, guiding Angels to third place finish in A.L. West (-41)...Club extended his contract through 2005 season (with club option for 2006), Aug. 20, 2001...Posted 100th win, May 16, 2000 vs. Toronto...In **2000**, posted 82-80 record in debut season, guiding Angels to third place finish in A.L. West (-9 1/2)...Led club to 12-win improvement from 1999 season (best since 14 in 1997) and 15 1/2 game increase in standings from previous season (best since 21 game increase in 1989)...Finished fourth in Manager of Year voting...In **1999**, served as manager of Albuquerque Dukes (Los Angeles' triple-A affiliate) of Pacific Coast League in 1999...Guided Dukes to 65-74 record and third place finish in league's Central Division, before resigning Sept. 20, following conclusion of season...Served as Dodgers' bench coach in **1997-98** and as organization's minor league catching coordinator in **1995-96**...In 1997, coached third base from May 16-June 3 when Joe Amalfitano missed 18 games due to personal reasons...Coached first base from July 14 through remainder of season after Reggie Smith underwent neck surgery...Managed Peoria Javelinas to Arizona Fall League Championship in 1997...Team set AFL record in batting average (.317) and led league in ERA (4.15).

Did You Know? Mike Scioscia at 43 years, 335 days old when the Angels won the 2002 World Series is the youngest manager to win a WS since Tom Kelly in 1991 (41 years, 73 days old).

Playing Career:

- Selected by Los Angeles in first round (19th overall pick) of June 1976 free agent draft...Played 15 seasons in major leagues as catcher with Los Angeles (1980-92), San Diego (1993) and Texas (1994)...Finished with .259 (1131/4373) career average with 68 home runs and 446 RBI in 1,441 games...Played all 1,441 games with Dodgers after missing final two seasons of career due to right shoulder injury...Retired as player with Texas, Aug. 2, 1994, following comeback attempt from surgery, May 18, 1993, to repair torn rotator cuff of right shoulder...Injury occurred during spring training in March 1993 with San Diego...Is Dodgers' all-time leader in games caught with 1,395...Set record, June 8, 1991 at Chicago, appearing in 1,219th game, passing John Roseboro...Caught 100-or-more games 10 times in career, including nine consecutive seasons (1984-92)...Also ranks among Dodgers' all-time leaders in walks (567), doubles (198), games, hits and total bases...Finished career with .54 strikeouts to walks ratio (307/567)...Posted .988 fielding percentage (114 E / 9,186 TC) and ranks 13th in putouts (8,335) and 14th in total chances on all-time catchers' list...Led N.L. catchers in total chances three times (1987, 1989 & 1990) and assists twice (1989 & 1992)...Named to N.L. All-Star team in 1989 and 1990...Started 1990 Mid-Summer Classic at Wrigley Field (replacing injured San Diego Padre Benito Santiago)...Became first Dodger catcher to start an All-Star Game since Roy Campanella in 1954...Named to first All-Star team in 1989 at Anaheim as reserve...Caught two no-hitters in career, thrown by Fernando Valenzuela (June 29, 1990 vs. St. Louis) and Kevin Gross (Aug. 17, 1992 vs. San Francisco)...Appeared in one Division Series (1981) and four League Championship Series (1981, 1983, 1985 & 1988), and was member of Los Angeles Dodgers' 1981 and 1988 World Championship teams...Hit home run in Game 1 of 1981 LCS against Montreal and two-run game-tying home run off Dwight Gooden in ninth inning of Game 4 of 1988 LCS against New York.

Personal/Misc.:

- Active in numerous Angels Community Relations activities, including Revlon's Run/Walk to fight women's cancer, Angels Care 65 Roses Golf Tournament (co-chairman), American Heart Association's Heart & Sole Walk (chairman), American Red Cross Blood Drive and Water Safety Campaigns, and California Office of Traffic Safety's Buckle Up Campaign... Also hosts the Annual Angels Gene Autry RBI League Coaches Clinic... Honored as 2001 Sportsman of the Year by Orange County Youth Sports Foundation... Presented Humanities Award by Shriner's Crippled Children's Hospital in Los Angeles in 1992 for his civic contributions... Inducted into the Arizona Fall League Hall of Fame, Oct. 9, 2003, for leading the 1997 Peoria squad to the AFL championship... Joins Dusty Baker, Nomar Garciaparra, Jason Giambi, Derek Jeter, Jerry Manuel, Mike Piazza, Shawn Green and Todd Helton in the AFL Hall of Fame... Played baseball, basketball and football at Springfield (PA) High School... Named Delaware County baseball player of year in 1975 and 1976 and two-time all-area selection in baseball and football... Invited by International Baseball Federation to conduct clinic in Italy during 1998 off-season... Full name is Michael Lorri Scioscia.

Scioscia's Managerial Record

Year	Club	League	Won	Lost	Pct.	Position
1999	—Albuquerque	Pacific Coast	65	74	.468	Third (Central Division)
2000	—Anahelm	American	82	80	.506	Third (West Division)
2001	—Anahelm	American	75	87	.463	Third (West Division)
2002	—Anahelm	American	99	63	.611	Second (West Div.)—Wild Card
2003	—Anahelm	American	77	85	.475	Thrd (West Division)
Major Totals			333	315	.514	

Scioscia's Managerial Record in Playoffs

Year	Club	Series	Won	Lost	Pct.
2002	—ANA vs. NYY	ALDS	3	1	.775
	ANA vs. MIN	ALCS	4	1	.800
	SF vs. ANA	WS	4	3	.571
Playoff Totals			11	5	.688

Scioscia's Lifetime Playing Record

Year	Club	AVG	G	AB	R	H	2B	3B	HR	RBI	BB	SO	SB
1976	—Bellingham	.278	46	151	25	42	6	0	7	26	36	22	2
1977	—Clinton	.253	121	364	58	92	20	1	7	44	79	25	9
1978	—San Antonio	.299	58	204	29	61	16	0	2	34	31	20	3
1979	—Albuquerque	.336	143	461	80	155	34	0	3	68	73	33	5
1980	—Albuquerque	.331	52	160	33	53	11	1	3	33	36	13	3
	Los Angeles	.254	54	134	8	34	5	1	1	8	12	9	1
1981	—Los Angeles	.276	93	290	27	80	10	0	2	29	36	18	0
1982	—Los Angeles	.219	129	365	31	80	11	1	5	38	44	31	2
1983	—Los Angeles	.314	12	35	3	11	3	0	1	7	5	2	0
1984	—Los Angeles	.273	114	341	29	93	18	0	5	38	52	26	2
1985	—Los Angeles	.296	141	429	47	127	26	3	7	53	77	21	3
1986	—Los Angeles	.251	122	374	36	94	18	1	5	26	62	23	3
1987	—Los Angeles	.265	142	461	44	122	26	1	6	38	55	23	7
1988	—Los Angeles	.257	130	408	29	105	18	0	3	35	38	31	0
1989	—Los Angeles	.250	133	408	40	102	16	0	10	44	52	29	0
1990	—Los Angeles	.264	135	435	46	115	25	0	12	66	55	31	4
1991	—Los Angeles	.264	119	345	39	91	16	2	8	40	47	32	4
1992	—Los Angeles	.221	117	348	19	77	6	3	3	24	32	31	3
1993	—San Diego												
					Injured - Did Not Play								
1994	—Texas				Injured - Did Not Play								
Major Totals		.259	1141	4373	398	1131	198	12	68	446	567	307	29

Division Series Record

Year	Club, Opp.	AVG	G	AB	R	H	2B	3B	HR	RBI	BB	SO	SB
1981	—L.A., Hou.	.154	4	13	0	2	0	0	0	1	1	2	0

League Championship Series Record

Year	Club, Opp.	AVG	G	AB	R	H	2B	3B	HR	RBI	BB	SO	SB
1981	—L.A., Mon.	.133	5	15	1	2	0	0	1	1	2	1	0
1983	—L.A., Phi.												
					Injured - Did Not Play								
1985	—L.A., St.L.	.250	6	16	2	4	0	0	0	1	4	0	0
1988	—L.A., N.Y.	.364	7	22	3	8	1	0	1	2	1	2	0
Totals		.264	18	53	6	14	1	0	2	4	7	3	0

Photo courtesy of Los Angeles Dodgers



World Series Record

Year	Club, Opp.	AVG	G	AB	R	H	2B	3B	HR	RBI	BB	SO	SB
1981—	L.A., N.Y.	.250	3	4	1	1	0	0	0	0	1	0	0
1988—	L.A., Oak.	.214	4	14	0	3	0	0	0	1	0	2	0
Totals		.222	7	18	1	4	0	0	0	1	1	2	0

All-Star Game Record

Year	Club, Site	AVG	G	AB	R	H	2B	3B	HR	RBI	BB	SO	SB
1989—	L.A., Cal.	.000	1	0	0	0	0	0	0	0	0	0	0
1990—	L.A., Chi. (NL)	.000	1	2	0	0	0	0	0	0	0	1	0
Totals		.000	2	3	0	0	0	0	0	0	0	1	0

Angels' Managerial Records

Years	Manager	W	L	PCT	Years	Manager	W	L	PCT
1961-69	Rigney, Bill	625	707	.469	1989-91	Rader, Doug	232	216	.518
1969-71	Phillips, Lefty	222	225	.497	1991-94	Rodgers, Buck	140	171	.450
1972	Rice, Del	75	80	.484	1992	Wathan, John#	36	49	.419
1973-74	Winkles, Bob	109	127	.462	1992	Lachemann, Marcel#	3	1	.750
1974	Herzog, Whitey#	2	2	.500	1994	Knoop, Bobby#	1	1	.500
1974-76	Williams, Dick	147	194	.431	1994-96	Lachemann, Marcel	160	170	.485
1976-77	Sherry, Norm	76	71	.517	1996	McNamara, John#	10	18	.357
1977-78	García, Dave	60	66	.476	1996	Maddon, Joe#	8	14	.364
1978-81	Fregosi, Jim	237	249	.488	1997-99	Terry Collins	214	235	.477
1981-82	Mauch, Gene	122	103	.542	1998	Maddon, Joe#	6	2	.750
1983-84	McNamara, John	151	173	.466	1999	Maddon, Joe#	19	10	.655
1985-87	Mauch, Gene	257	229	.529	2000-	Mike Scioscia	333	315	.514
1988	Rojas, Cookie	75	79	.487					
1988	Stubing, Moose#	0	8	.000					

- Interim Manager



Bud Black

Pitching Coach

24

Bats: Left **Throws:** Left **Ht.:** 6-2 **Wt.:** 194
Opening Day Age: 46 **Born:** June 30, 1957
Birthplace: San Mateo, CA **Resides:** Rancho Santa Fe, CA
Married: Nanette Steffen, Feb. 9, 1985
Children: Jamie, Jessie
Appointed: Nov. 23, 1999

Career Highlights:

- Begins fifth season as Angels' pitching coach...Spent 1999 season as special assistant to general manager of Cleveland Indians...Also held same position in 1996-97...In 1998, served as pitching coach for Indians' triple-A affiliate Buffalo...Pitched 17 years professionally, including 15 seasons (1981-95) in major leagues...Posted 121-116 record with 32 complete games, 12 shutouts, 11 saves and 3.84 ERA (2053.1 IP - 876 ER) in 398 major league games...Appeared in major leagues with Seattle (1981), Kansas City (1982-88), Cleveland (1988-90, 95), Toronto (1990) and San Francisco (1991-94)...Played in two American League Championship Series with Kansas City (1984-85) and was member of Royals' 1985 World Championship team...Originally signed by Seattle Mariners in 17th round of June, 1979 free agent draft...Spent two seasons at San Diego State (1978-79)...Earned bachelor's degree in finance in 1979...College teammate of former San Diego Padre Tony Gwynn...Played baseball at Lower Columbia (WA) Junior College in 1976-77...Graduated from Mark Morris High School in Longview, WA, in 1975...Son of Harry Black Sr., who played center for Los Angeles Monarchs of Pacific Coast Hockey League (1945-48) and led team in scoring in 1946...Assists Angels Community Relations with youth baseball clinics...Full name is Harry Ralston Black.



Photo courtesy of Kansas City Royals

Black's Lifetime Pitching Record

Years	W-L	ERA	G	GS	CG	SHO	SV	IP	H	R	ER	BB	SO
15	121-116	3.84	398	296	32	12	11	2053.1	1978	982	876	623	1039

League Championship Series Record

Years	W-L	ERA	G	GS	CG	SHO	SV	IP	H	R	ER	BB	SO
2	0-1	3.45	4	2	0	0	0	15.2	18	7	6	5	11

World Series Record

Years	W-L	ERA	G	GS	CG	SHO	SV	IP	H	R	ER	BB	SO
1	0-1	5.06	2	1	0	0	0	5.1	4	3	3	5	4



Alfredo Griffin

First Base Coach

4

Bats: Switch **Throws:** Right
Opening Day Age: 47
Birthplace: Santo Domingo, DR
Married: Noris Gernet, Feb. 26, 1981
Children: Rosemary, Aneris
Appointed: Nov. 23, 1999

Ht.: 5-11 **Wt.:** 180
Born: March 6, 1957
Resides: San Pedro de Macoris, DR

Career Highlights:

- 2004 marks fifth season in Angels' organization, serving as first base coach...Began major league coaching career with Toronto as Blue Jays' first base coach in 1996-97...In 1995, was roving minor league instructor for Toronto...Played 20 years professionally, including 18 in major leagues (1976-93), after signing with Cleveland Indians as 16-year-old free agent, Aug. 22, 1973...Appeared for Cleveland (1976-78), Toronto (1979-84, 92-93), Oakland (1985-87) and Los Angeles (1988-91)...Appeared in two League Championship Series (1988, 92) and three World Series (1988, 92-93)...Played for three World Series Championship teams (Los Angeles in 1988 and Toronto in 1992-93)...Received A.L. Gold Glove at shortstop in 1985...Selected as A.L. replacement player for 1984 All-Star Game in San Francisco, appearing defensively (one assist)...Had major league-leading consecutive game streak snapped at 392 vs. Cleveland (second game), May 27, 1984... In 1980, tied Willie Wilson for league lead in triples (15) and set A.L. record for most triples by switch-hitter...Named Rookie of Year (along with Minnesota's John Castino) by BBWAA in 1979...Established new Toronto highs in hits (179), runs (81), triples (10) and stolen bases (21)...Average (.287) led all regular A.L. shortstops...Made major league debut with Indians, Sept. 7, 1976, collecting first hit on first pitch...Attended San Esteban School in Santo Domingo, DR...Assists Angels Community Relations with youth baseball clinics...Full name is Alfredo Claudino Griffin.



Photo courtesy of Toronto Blue Jays

Griffin's Lifetime Playing Record

Years	AVG	G	AB	R	H	2B	3B	HR	RBI	BB	SO	SB
18	.249	1962	6780	759	1688	245	78	24	527	338	664	192

League Championship Series Record

Years	AVG	G	AB	R	H	2B	3B	HR	RBI	BB	SO	SB
2	.148	9	27	1	4	1	0	0	3	0	5	0

World Series Record

Years	AVG	G	AB	R	H	2B	3B	HR	RBI	BB	SO	SB
3	.188	10	16	2	3	0	0	0	0	2	4	0

All-Star Game Record

Years	AVG	G	AB	R	H	2B	3B	HR	RBI	BB	SO	SB
1	—	1	0	0	0	0	0	0	0	0	0	0



Mickey Hatcher

Hitting Coach

7

Bats: Right **Throws:** Right **Ht.:** 6-2 **Wi.:** 220
Opening Day Age: 49 **Born:** March 15, 1955
Birthplace: Cleveland, OH **Resides:** Mesa, AZ
Children: Brynn, Amy
Appointed: Nov. 23, 1999

Career Highlights:

- Begins fifth season as Angels' hitting coach...Under his tutelage, 2002 Angels' hitters equaled club record with .282 average (1979) and set franchise bests in hits (1,603), doubles (333) and extra-base hits (517)...In debut season as hitting coach, Angels' .280 batting average in 2000 is third-highest in club history (.282 in 1979 and 2002)...Angels posted franchise-best 236 home runs...In 1999, served as hitting instructor under Mike Scioscia for Los Angeles' triple-A affiliate Albuquerque Dukes...Following dismissal of Dodgers' manager Bill Russell, joined interim manager Glenn Hoffman's staff as first base coach/hitting instructor (June 24, 1998 - remainder of season)...Began season as manager of Los Angeles' single-A San Bernardino...Spent two previous seasons (1996-97) as manager of Dodgers' rookie-level Great Falls after serving as coach there in 1995...Led Great Falls to Pioneer League finals in 1997...Worked as first base coach for Texas Rangers under Kevin Kennedy in 1993-94...Began coaching career at Albuquerque, first as player-coach (under Kennedy) in 1991 before becoming third base coach in 1992...Played 15 years professionally, including 12 in major leagues...Appeared with Dodgers six years (1979-80, 87-90) and Minnesota six years (1981-86)...Compiled .280 career batting average as first baseman, third baseman and outfielder...Also made one appearance as pitcher vs. St. Louis, May 4, 1989...Starred for Dodgers in five-game win over Oakland in 1988 World Series, batting .368 (7/19) with two home runs and five RBI...Hit game-winning homer in final game...Struck out just 246 times in 3,377 career at-bats (once every 13.7 at-bats)...Led A.L. by striking out once every 19.2 at-bats in 1985 and every 19.7 at-bats in 1983...Tied Twins' club record with nine straight hits, April 27-28, 1985...Named A.L. Player of Week, Aug. 13-19, 1984...Named Most Improved Twin in 1983, batting career-best .317...Made major league debut with Dodgers, Aug. 3, 1979...Earned minor league all-star honors each of first three pro seasons (1977-79)...Won Pacific Coast League batting title in 1979 with .371 average...Played baseball and football at University of Oklahoma during 1976-77 season...Earned second team All-American honors in baseball...Participated in 1977 Fiesta Bowl as wide receiver and punter...Attended Mesa (AZ) Community College (1974-76), earning junior college All-American honors in baseball and football...Graduated from Mesa (AZ) High School in 1974...Brother, Hal, was catcher in Kansas City's farm system from 1980-85...Assists Angels Community Relations with youth baseball clinics and conducts batting clinics for charity throughout season...Full name is Michael Vaughn Hatcher.



Hatcher's Lifetime Playing Record

Years	AVG	G	AB	R	H	2B	3B	HR	RBI	BB	SO	SB
12	.280	1130	3377	348	946	172	20	38	375	164	246	11

Lifetime Pitching Record

Years	W-L	ERA	G	GS	CG	SHO	SV	IP	H	R	ER	BB	SO
1	0-0	9.00	0	0	0	0	0	1.0	0	1	1	3	0

League Championship Series Record

Years	AVG	G	AB	R	H	2B	3B	HR	RBI	BB	SO	SB
1	.238	6	21	4	5	2	0	0	3	3	0	0

World Series Record

Years	AVG	G	AB	R	H	2B	3B	HR	RBI	BB	SO	SB
1	.368	5	19	5	7	1	0	2	5	1	3	0

Hatcher's Managerial Record

Year	Club	League	Won	Lost	Pct.	Position
1996	—Great Falls	Pioneer	33	39	.458	Fourth
1997	—Great Falls	Pioneer	40	32	.556	First
1998	—San Bernardino	California	29	48	.377	—
Minor League Totals			102	119	.462	



Joe Maddon

Bench Coach

70

Bats: Right Throws: Right Ht.: 5-11 Wt.: 190
 Opening Day Age: 50 Born: Feb. 8, 1954
 Birthplace: Hazelton, PA Resides: Mesa, AZ
 Children: Sarah, Joey
 Appointed: May 17, 1994


Career Highlights:

- Begins 11th season on Angels' major league staff and 30th campaign with organization...Serves as bench coach...Was interim manager with Angels in 1999, replacing Terry Collins who resigned Sept. 3, posting 19-10 record...Has had three stints as Angels' interim manager, owning overall managerial mark of 33-26...Also became interim manager in 1998, replacing Collins who was suspended eight games in conjunction with bench-clearing incidents in Kansas City, June 2...Managerial duties for Angels during Collins' suspension were handled by committee...Maddon served as interim manager in relation to win/loss records, posting 6-2 mark...In 1996, served as bench coach, first base coach and interim to the interim manager...Posted 8-14 record as interim manager, replacing John McNamara who was sidelined with deep vein thrombosis (blood clot) of right calf...Became seventh interim manager in club history and second interim to interim manager (Lachemann was interim to John Wathan, who was interim to Buck Rodgers) in club history...Appointed California's bullpen coach, May 17, 1994, and moved to first base coaching position in 1995...Began 1994 campaign as Angels' Director of Player Development and was in third season as club's Minor League Field Coordinator prior to promotion...Served as organization's roving hitting instructor from 1987-93, and California's coordinator of Arizona Instructional League from 1984-1993...Spent two seasons (1985-86) as manager with double-A Midland...Skipped single-A Peoria in 1984...Managed two seasons with single-A Salem from 1982-83...Guided Angels to Northwest League championship in 1982...Selected "Manager of the Year"...Began managerial career with single-A Idaho Falls in 1981...Signed by Angels as free agent catcher in 1975...Played for single-A affiliates in Quad City (1976), Salinas (1977-78) and Santa Clara (1979) before switching career to scouting and managing...Attended Lafayette University in Easton, PA (1972-76)...Majored in economics...Played three years on varsity football and baseball teams...Member of Boulder, Colorado collegiate team which won 1975 National Baseball Congress championship in Wichita, KS...Graduated from Hazelton High (PA) in 1972...Lettered three years in football and baseball...Assists Angels Community Relations with youth baseball clinics...Full name is Joseph John Maddon.



Maddon's Managerial Record

Year	Club	League	Won	Lost	Pct.	Position
1981	Idaho Falls	Pioneer	27	43	.386	Third
1982	Salem	Northwest	34	36	.486	First
1983	Salem	Northwest	31	39	.443	Fourth
1984	Peoria	Midwest	66	73	.475	Second
1985	Midland	Texas	59	77	.434	Eighth
1986	Midland	Texas	62	71	.466	Sixth
1996	California	American	8	14	.364	Interim
1998	Anaheim	American	6	2	.750	Interim
1999	Anaheim	American	19	10	.655	Interim
Major League Totals			33	26	.559	



Orlando Mercado

Bullpen Coach

48

Bats: Right Throws: Right Ht.: 6-0 Wt.: 230
 Opening Day Age: 42 Born: Nov. 7, 1961
 Birthplace: Arecibo, PR Resides: Arecibo, PR
 Married: Maribel Zapata, June 16, 1982
 Children: Sheika, Orlando, Nicole
 Appointed: Dec. 21, 1999

Career Highlights:

- Begins 11th season in Angels' organization and second as bullpen coach... Served as Angels' bullpen catcher for three previous seasons (2000-02)... Spent five seasons as Angels' minor league coach, including two seasons with rookie-level Butte (1998-99), one at double-A Midland (1997) and two with rookie-level Mesa (1995-96)... Served as player-coach at triple-A Vancouver in 1994... As catcher, played professionally for 17 seasons with 12 different organizations, originally signing with Seattle as free agent, Jan. 6, 1978... Appeared in major leagues with eight different franchises: Seattle (1982-84), Texas (1986), Detroit (1987), Los Angeles (1987), Oakland (1988), Minnesota (1989), New York Mets (1990) and Montreal (1990)... Spent final four seasons of playing career in minor leagues with Mets (1991-92), Chicago Cubs (1993), Cleveland Indians (1993) and Angels (1994)... Made major league debut as 20-year-old for Mariners, Sept. 13, 1982... Collected first hit (grand slam off Steve Comer of Texas) in first major league start, Sept. 19... Also teamed with Edwin Nunez (age 19) that same night to form youngest battery in Mariners' history... Attended Dr. Trina Padilla de Sanz H.S. in Arecibo, PR... Led youth Mickey Mantle team to world championship... Assists Angels Community Relations with youth baseball clinics... Full name is Orlando Mercado Rodriguez.



Photo courtesy of Seattle Mariners

Mercado's Lifetime Playing Record

Years	AVG	G	AB	R	H	2B	3B	HR	RBI	BB	SO	SB
8	.199	253	562	40	112	17	4	7	45	42	82	4





Ron Roenicke

Third Base Coach

12

Bats: Switch **Throws:** Left
Opening Day Age: 47
Birthplace: Covina, CA
Married: Karen Kranzer, Nov. 16, 1985
Children: Lance
Appointed: Nov. 23, 1999

Ht.: 6-0 **Wt.:** 183
Born: Aug. 19, 1956
Resides: Chino Hills, CA

- Begins fifth season as Angels' third base coach...Served as manager of Fresno Grizzlies (San Francisco's triple-A affiliate) of Pacific Coast League in 1999...Led Grizzlies to 73-69 record and second place finish in Southern Division, one-half game behind eventual-league champion Salt Lake...Spent seven previous seasons in Los Angeles Dodgers' organization...Managed double-A San Antonio (1997-98) and Albuquerque (1998), getting promoted to triple-A, June 26, 1998, after Glenn Hoffman was named Dodgers' manager...Named Manager of Year in 1997 after Missions won Texas League Championship (84-55 record)...Served as hitting instructor for triple-A Albuquerque in 1996...Also managed single-A San Bernardino (1995) and rookie-level Great Falls (1994)...Guided San Bernardino to league title (84-54 record) and named California League Manager of Year...Led Great Falls to 34-38 record and third place finish...Spent two seasons (1992-93) as part of Dodger's major league coaching staff, positioning outfielders as club's "Eye in the Sky"...Played for six clubs in 12-year professional career, appearing as outfielder and first baseman...Appeared eight seasons in major leagues with Los Angeles (1981-83), Seattle (1983), San Diego (1984), San Francisco (1985), Philadelphia (1986-87) and Cincinnati (1988)...Was member of San Diego's 1984 National League Championship team...Appeared in two games as outfielder and pinch-runner in World Series vs. Detroit...Batted .238 (256/1076) with 17 home runs and 113 RBI in 527 major league games...Originally selected by Los Angeles in first round of secondary phase of June, 1977 free agent draft...Attended Mt. San Antonio College in Walnut, CA (1975-76) and UCLA (1977)...Brother Gary was outfielder with Montreal Expos, Baltimore Orioles, New York Yankees and Atlanta Braves (1976-88) and currently scouts for San Diego Padres...Assists Angels Community Relations with various youth baseball clinics...Full name is Ronald Jon Roenicke (pronounced Ren-a-key).



Photo courtesy of Los Angeles Dodger.

Roenicke's Lifetime Playing Record

Years	AVG	G	AB	R	H	2B	3B	HR	RBI	BB	SO	SB
8	.238	527	1076	141	256	51	3	17	113	190	195	24

League Championship Series Record

Years	AVG	G	AB	R	H	2B	3B	HR	RBI	BB	SO	SB
1												

Did Not Play

World Series Record

Years	AVG	G	AB	R	H	2B	3B	HR	RBI	BB	SO	SB
1	.000	2	0	0	0	0	0	0	0	0	0	0

Roenicke's Managerial Record

Year	Club	League	Won	Lost	Pct.	Position
1994	— Great Falls	Pioneer	34	38	.472	Third
1995	— San Bernardino	California	84	54	.609	First
1997	— San Antonio	Texas	84	55	.604	First
1998	— San Antonio	Texas	38	30	.559	—
	Albuquerque	Pacific Coast	33	37	.471	—
1999	— Fresno	Pacific Coast	73	69	.514	Second
Minor League Totals			346	283	.550	



Steve Soliz

Bullpen Catcher

61

Bats: Right Throws: Right Ht.: 5-10 Wt.: 200
Opening Day Age: 33 Born: Jan. 27, 1971
Birthplace: Ventura, CA Resides: Oxnard, CA
Appointed: Dec. 9, 2002

Career Highlights:

- Begins second season as Angels' bullpen catcher...Spent eight professional seasons as catcher with Cleveland (1993-99) and San Diego (2000-01) franchises...Compiled .236 batting average (345/1463) with 168 runs scored, 62 doubles, three triples, 13 home runs and 144 RBI in 473 minor league games...Was catcher in the 1998 Triple-A World Series...Originally selected by Indians in 13th round of 1993 free agent draft...Signed by Padres, Nov. 22, 1999, after being granted free agency following 1999 season...Elbow injury sidelined him in 2001 and eventually ended his playing career...Served as volunteer coach for the Yuma (AZ) Bullfrogs in the independent Western League in 2002...Played four seasons at Cal State Los Angeles, earning third team All-American and team MVP honors in 1993...A 1989 graduate of Rio Mesa High in Oxnard (CA)...Active in off-season in youth baseball camps and clinics...Full name is Steven Soliz Jr.



ESPN **RADIO 710** *HOME OF ANGELS BASEBALL*

Mike & Mike in the Morning
(weekdays 6:00 am - 10:00 am)

The Dan Patrick Show
(weekdays 10:00 am - 1:00 pm)

ESPN Gameday with Dave Stone
(weekdays 1:00 pm - 3:00 pm)

The McDonnell - Douglas Show
(weekdays 3:00 pm - 7:00 pm)



www.espnradio710.com

**Gold Glove Again
Perfect Fit For Molina**
Nov. 5, 2003 • OC Register




Angels Welcome Guillen Aboard
Dec. 22, 2003 • OC Register



GUERRERO SHOCKS & AWES
Jan. 12, 2004 • OC Register



**Colon's In Town,
More To Come?**
Dec. 10, 2003 • LA Times



His Kind of Town
Anderson Takes Home Derby Title,
All-Star MVP Award
July 16, 2003 • Associated Press



**ANGELS MAKE FIRST MOVE:
ADD ESCOBAR**
Nov. 25, 2003 • Press Enterprise

The Players



Alfredo Amezaga

Infielder

5

Bats: Switch Throws: Right Ht.: 5-10 Wt.: 165
Opening Day Age: 26 Born: Jan. 16, 1978
Birthplace: Obregon, Sonora, MX Resides: Obregon, Sonora, MX
Acquired: Selected in 13th round of 1999 free agent draft
Signed Thru: 2004 Major League Service: 86 days

2003 Season:

- Hit in eight consecutive contests to close out 2003 campaign, setting a career-best...Finished season batting .210 (22/105) with three doubles, two triples, two home runs and seven RBI in 37 games with **Angels**...Hit .286 (12/42) in September to raise season average from .169 to .210...Connected for second home run of season and career, Sept. 20 at Texas...Underwent MRI on right shoulder, Aug. 28 at Orange Imaging, with results confirming torn labrum...Injury occurred Aug. 26 vs. Minnesota...Did not go on DL but was sidelined for 14 games and played with injury over final 15 games of season...Collected first major league home run, Aug. 19 at Chicago (leadoff off Jon Garland, 8th inn.)...Went 0-for-18 in first five starts...Started 21 games as shortstop and 11 at third base with Angels...Was among Pacific Coast League leaders batting .347 (110/317) with 55 runs, 20 doubles, five triples, three home runs, 45 RBI and 14 stolen bases...347 clip led all Angels minor leaguers...Named to Pacific Coast League All-Star team and named Angels' Organizational Player of the Month for April and May...Posted 38 multi-hit games with **Salt Lake**...Opened season with Stingers on eight-game hit streak, also totaling 13 runs during the streak...Also posted 22-game hit streak from April 20th-May 15th...Recalled by Angels July 24th...Played for Obregon in the Mexican Fall League.

Minor League Summary:

- In **2002**, began fourth professional season at triple-A **Salt Lake**...Batted .251 (130/518) with 77 runs scored, 25 doubles, seven triples, six home runs, 51 RBI and 23 stolen bases in 128 games...Appeared in seven post-season games, batting .233 (7/30) with four runs scored and three stolen bases...Hit in season best 11 straight games, Aug. 18-30...Homered in consecutive games, Aug. 11-12 vs. Tucson...Hit .243 (25/103) (25/103) right-handed and .253 (105/415) left-handed...Named organization Defensive Player of the Month for August...Recalled from Salt Lake, May 23, optioned May 30 and recalled again Sept. 30...Batted .538 (7/13) with three runs scored, two doubles, two RBI and one stolen base in 12 games with Anaheim...Made Major League debut as starting shortstop, May 24 vs. Minnesota (0/3)...Posted career-best four hits (4/5), May 29 at Kansas City...RBI came in that game and May 26 vs. Minnesota...Was 4-for-4 with two doubles with runners in scoring position (all with two outs)...Made five appearances (three starts) at shortstop, posting 1.000 fielding percentage (18 total chances)...Played with Obregon during Mexican Winter Leagues.
- In **2001**, named Angels Minor League Defensive Player of the Year...Began third professional season at double-A **Arkansas**...Batted .312 (89/285) with 50 runs scored, 10 doubles, five triples, four home runs, 21 RBI and 24 stolen bases in 70 games...Led club in average...Named to Texas League Post-Season All-Star team and was Texas League All-Star Participant...Was on disabled list, April 21-May 4, due to right knee strain...Played all 70 games at shortstop, committing 13 errors...Promoted to triple-A **Salt Lake**, July 12...Batted .250 (50/200) with 28 runs scored, five doubles, four triples, one home run, 16 RBI and nine stolen bases in 49 games...Played all 49 games at shortstop, committing 11 errors...Overall on season, set career highs in hits (139) and triples (9)...Participated in MLB Futures Game (World Team) at Safeco Field in Seattle during MLB All-Star Break...Placed on Angels 40-man roster, Nov. 19.
- In **2000**, played second professional season at single-A **Lake Elsinore**...Batted .279 (117/420) with 90 runs scored, 13 doubles, four triples, four home runs, 44 RBI and 73 stolen bases...Led club in stolen bases and ranked second in category among league leaders...Set career best in average, runs scored and stolen bases...Placed on disabled list twice due to right elbow tendonitis (April 6-17) and right groin strain (May 20-28)...Played 94 games at second base and 14 games at shortstop, committing 22 errors...Named to California League All-Star Team Honorable Mention.
- In **1999**, began professional career at rookie **Butte** of Pioneer League...Batted .294 (10/34) with 11 runs scored, two doubles, five RBI and six stolen bases in eight games...Promoted to single-A **Boise** of Northwest League, July 18...Batted .322 (66/205) with 52 runs scored, six doubles, four triples, two home runs, 29 RBI and 14 stolen bases in 48 games...Ranked fifth in triples and 10th in average and was named to Northwest League All-Star team...Overall on season, played 46 games at second base and 12 at shortstop, committing 12 errors

Personal/Misc.:

- Alfredo Amezaga (ah-MEZZ-uh-guh).
- Graduated Miami (FL) High School and St. Petersburg (FL) Junior College.
- Originally signed by Angels' scout Tom Kotchman.

Amezaga's Lifetime Playing Record

Year	Club	AVG	G	AB	R	H	2B	3B	HR	RBI	SH	SF	HBP	BB	IBB	SO	SB	CS	GDP	SLG	OBP	E
1999	Butte	.294	8	34	11	10	2	0	0	5	0	0	1	5	0	5	6	2	0	.353	.400	0
	Boise	.322	48	205	52	66	6	4	2	29	3	1	5	23	2	29	14	3	7	.420	.402	12
2000	Lake Elsinore	.279	108	420	90	117	13	4	4	44	5	4	63	0	70	73	21	4	.357	.374	22	
	Arkansas	.312	70	285	50	89	10	5	4	21	3	0	4	23	1	55	24	15	0	.425	.370	13
2001	Salt Lake	.250	49	200	28	50	5	4	1	16	2	1	3	14	1	45	9	6	2	.330	.307	11
	Salt Lake	.251	128	518	77	130	25	7	6	51	6	6	8	45	0	100	23	14	15	.361	.317	24
2002	Anaheim	.538	12	13	3	7	2	0	0	2	0	0	0	0	0	1	1	0	1	.692	.538	0
	Salt Lake	.347	75	317	55	110	20	5	3	45	1	2	4	20	2	39	14	8	3	.470	.391	7
2003	Salt Lake	.210	37	105	15	12	3	2	2	7	5	0	1	9	0	23	2	2	2	.333	.278	5
	Anaheim	.210	37	105	15	12	3	2	2	7	5	0	1	9	0	23	2	2	2	.333	.278	5
Major Totals		.246	49	118	18	29	5	2	2	9	5	0	1	9	0	24	3	2	3	.373	.305	5

	2003					Career						2003					Career				
	AVG	AB	H	HR	RBI	AVG	AB	H	HR	RBI		AVG	AB	H	HR	RBI	AVG	AB	H	HR	RBI
Anaheim	—	—	—	—	—	—	—	—	—	—	March	—	—	—	—	—	—	—	—	—	—
Baltimore	—	—	—	—	—	—	—	—	—	—	April	—	—	—	—	—	—	—	—	—	—
Boston	.000	0	0	0	0	.000	0	0	0	0	May	—	—	—	—	.500	10	5	0	2	
Chicago	.211	19	4	1	3	.211	19	4	1	3	June	—	—	—	—	—	—	—	—	—	—
Cleveland	.083	12	1	0	0	.083	12	1	0	0	July	.000	7	0	0	0	.000	7	0	0	0
Detroit	.313	16	5	0	0	.313	16	5	0	0	Aug.	.179	56	10	1	3	.179	56	10	1	3
Kansas City	—	—	—	—	—	.800	5	4	0	1	Sept.	.286	42	12	1	4	.311	45	14	1	4
Minnesota	.000	3	0	0	0	.125	8	1	0	1	Oct.	—	—	—	—	—	—	—	—	—	—
New York	.000	3	0	0	0	.000	3	0	0	0	Home	.175	57	10	0	3	.200	65	13	0	4
Oakland	.071	14	1	0	0	.071	14	1	0	0	Road	.250	48	12	2	4	.302	53	16	2	5
Seattle	.308	13	4	0	1	.375	16	6	0	1	Day	.206	34	7	0	1	.256	39	10	0	2
Tampa Bay	—	—	—	—	—	—	—	—	—	—	Night	.211	71	15	2	6	.241	79	19	2	7
Texas	.368	19	7	1	3	.368	19	7	1	3	Grass	.210	105	22	2	7	.246	118	29	2	9
Toronto	.000	6	0	0	0	.000	6	0	0	0	Turf	.000	0	0	0	0	.000	0	0	0	0
Arizona	—	—	—	—	—	—	—	—	—	—	Pre-ASG	—	—	—	—	.500	10	5	0	2	
Atlanta	—	—	—	—	—	—	—	—	—	—	Post-ASG	.210	105	22	2	7	.222	108	24	2	7
Chicago	—	—	—	—	—	—	—	—	—	—	Vs. LHP	.214	28	6	0	1	.303	33	10	0	2
Cincinnati	—	—	—	—	—	—	—	—	—	—	Vs. RHP	.208	77	16	2	6	.224	85	19	2	7
Colorado	—	—	—	—	—	—	—	—	—	—	RISP	.111	27	3	0	4	.226	31	7	0	6
Florida	—	—	—	—	—	—	—	—	—	—	Bases Loaded	.000	2	0	0	1	.000	2	0	0	1
Houston	—	—	—	—	—	—	—	—	—	—	Pinch-hitting	—	—	—	—	—	—	—	—	—	—
Los Angeles	—	—	—	—	—	—	—	—	—	—	DH	.000	0	0	0	0	.000	0	0	0	0
Milwaukee	—	—	—	—	—	—	—	—	—	—											
Montreal	—	—	—	—	—	—	—	—	—	—											
New York	—	—	—	—	—	—	—	—	—	—											
Philadelphia	—	—	—	—	—	—	—	—	—	—											
Pittsburgh	—	—	—	—	—	—	—	—	—	—											
St. Louis	—	—	—	—	—	—	—	—	—	—											
San Diego	—	—	—	—	—	—	—	—	—	—											
San Francisco	—	—	—	—	—	—	—	—	—	—											

Career Batting at Major League Parks

	AVG	AB	H	HR	RBI		AVG	AB	H	HR	RBI
Edison Field	.200	65	13	0	4	Kauffman Stadium	.800	5	4	0	1
U.S. Cellular Field	.250	8	2	1	2	Network Associates Col.	.000	4	0	0	0
Jacobs Field	.083	12	1	0	0	Safeco Field	.333	3	1	0	0
Comerica Park	.333	12	4	0	0	Ballpark in Arlington	.444	9	4	1	2

Career Fielding

POS	PCT	G	PO	A	E	TC	DP
SS	.974	29	46	68	3	117	12
3B	.941	13	12	20	2	34	1

Amezaga's Bests

	Season	Game
AVG.	.210 — 2003	3 — at Tex., 9-21-03
H	22 — 2003	1 — at CWS, 8-19-03 & 9-20-03 at Tex.
HR	2 — 2003	2 — at Tex., 9-20-03 at Tex.
RBI	7 — 2003	1 — three times, last vs. Tex., 9-28-03
SB	2 — 2003	8 — Sept. 20-28, 2003
Hit Streak		



Garret Anderson 16

Outfielder

Bats: Left **Throws:** Left **HL:** 6-3 **WL:** 225
Opening Day Age: 31 **Born:** June 30, 1972
Birthplace: Los Angeles, CA **Resides:** Tustin Ranch, CA
Married: Teresa Arciniega, Feb. 20, 1993
Children: Brianne, Bailey & Garret III
Acquired: Selected in 4th round of 1990 free agent draft
Signed Thru: 2004 **Major League Service:** 9 yrs., 49 days

2003 Season:

- Recipient of Gene Autry Trophy (Team MVP) for third consecutive season and fourth time of career (also 1999), tying Bobby Knoop for most honors in club history... Finished in top 10 in AL in 15 offensive categories, batting .315 (6th in AL) with 29 home runs, 49 doubles (T1st in AL) and 116 RBI (5th in AL)... 315 clip marked best of career and his 201 hits marked career-best as he became just third Angel to reach 200 hit mark (also Darin Erstad in 2000 and Alex Johnson in 1970)... Became fourth player in club history to lead team in average, HR and RBI in one season, first since Chil Davis in strike-shortened 1994... Of his 29 HRs, 14 tied game or gave Angels lead... Posted 100-or-more RBI for fourth straight season after he was first Angel to post 100 RBI in three-straight seasons in 2002... Infield single off Jeremy Bonderman, Aug. 17 vs. Detroit, was 1,589th of career, setting Angels' club record for hits in career (Brian Downing - 1,588)... Tied the mark in 546 fewer at-bats than Downing... Fell one double short (hit 56 in 2002) of becoming just fifth active player in ML with multiple 50-double seasons... Hit safely in 123 of 159 games played with 59 multi-hit games, only going hitless in consecutive games five times... Had season-best 15-game hit streak July 5-23 (.424, 25/59)... Named Pepsi AL Player of the Week for the final week before the All-Star break... Hit safely in all six games of the week, batting .435 (10/23) with six runs scored, three home runs and six RBI... Reached 20+ HR by All-Star break (also 26 HRs in 2000 which stands as club record before the break)... One of five Angels to post 20 or more HR before the All-Star break twice (also Leon Wagner, Don Baylor, Wally Joyner and Troy Glaus)... **All-Star Game in Chicago**... Named as the starting left-fielder (replacement for Manny Ramirez) for All-Star game at U.S. Cellular Field, joining third baseman Troy Glaus, as the first Angels' duo to start the Mid-Summer Classic since Rod Carew and Reggie Jackson in 1984... Won the Century 21 HR Derby outlasting Albert Pujols in final round... Anderson (3/4, 1 2B, 1 HR, 2 RBI) left the 74th All-Star Game as the third Angel to capture game MVP honors, joining Fred Lynn (1983) and Leon Wagner (1962 - Game 2)... First player to claim both the HR Derby and MVP honors since Cal Ripken in 1991... Celebrated 31st birthday, June 30, with 19th HR of season marking third time he homered on his birthday in career (also 2000 and 1998)... 12 HRs in June led the AL and marked most in any month in his career, one-shy of tying Angels' single month mark... Posted five home runs in three-game series, June 3-5, at Montreal (Puerto Rico)... Tied club record with three home runs, June 4 at Montreal, marking 11th time (10th player) an Angel accomplished feat... Single in third inning was career hit No. 1,500... 13 outfield assists ranked T2nd in AL... Named AL Pepsi Player of the Week for the period of June 2-8... Batted .448 (13/29) with eight runs scored, a double, six home runs and 15 RBI... Marked first career honor (won Player of the Month Award in July, 1995)... Was 3-for-4 with a double, grand slam and drove in all seven Angel runs (tying career-high for RBI in a game - third time), May 8 vs. Cleveland... Marked sixth career grand slam, tied with Tim Salmon for second most by an Angel (Joe Rudi - 7)... Made ninth straight Opening Day start for Angels, March 30 vs. Texas... Named to *Sporting News* A.L. All-Star team for second consecutive season... Recipient of 2003 Louisville Silver Slugger Award for second time of career... Was finalist along with Alex Rodriguez and Vernon Wells for Players Choice Award for AL Most Outstanding Player.

Most Seasons With:

	185+ H, 35+ 2B, 25+ HR, 115+ RBI
Lou Gehrig	8 (1927-28, '30, 32-34, 36-37)
Garret Anderson	4 (2000-2003)
Hank Greenberg	4 (1934-35, 37, 40)
Chuck Klein	4 (1929-30, 32-33)

Source: Stats Inc.

Career Highlights:

- Angels all-time hits leader (1,633)... Enters 2004 ranked second to Rod Carew (.314) with .299 career avg. as an Angel... 2003 All-Star Game MVP and HR Derby champ at U.S. Cellular Field... Has improved avg. (.286, .289, .306, .315) and OBP pct. (.307, .314, .332, .345) over last four seasons and slugging pct. (.478, .539, .541) over last three campaigns... Named as Angels' MVP in each of last three seasons and four times in career, tied with Bobby Knoop for most honors in club history... 261 doubles over last six full seasons (1998-2003) trails only Todd Helton's 277 during that span... His 1,508 hits over last eight seasons (1996-2003) are second most to Derek Jeter (1,534) in all of baseball... His 147 career Interleague hits rank second all-time, behind teammate Darin Erstad... Is only ML player to play in at least 150 games and post 600 ABs in each of last seven seasons... Owns 142 HRs over last five seasons (posted 51 HRs in first 4+ seasons)... Has posted 180-or-more hits in each of last seven seasons... Has just four errors in last 448 games in outfield... Has played in 950 of Angels' last 971 games (98%) since 1998... In 2000, along with Troy Glaus, Tim Salmon and Mo Vaughn, became the first quartet of teammates in A.L. history to each collect 30 home runs in one season (seventh time in ML history)... In same season, set Angels' HR record before All-Star break (26), passing Glaus' (2000) and Leon Wagner's (1962) marks of 25 HR... Has yet to be placed on disabled list in eight-year career... Owns longest hit-streak in club history, posting hit in 28 straight games, June 28-July 31, 1998, breaking the previous record held by Rod Carew (25 games; May 23-June 21 1982)... Is only Angel in club history to post six hits in one game, Sept. 27, 1996, at Texas (15 inn.)... Finished second to Minnesota's Marty Cordova in A.L. Rookie of the Year voting in 1995.

Did You Know? Anderson's total of 105 doubles the last two years makes him the first AL player with as many doubles in consecutive seasons since Hall of Famer Hank Greenberg hit 109 in 1934-5.

Major League Summary:

- In **2002**, selected as recipient of Gene Autry Trophy (as voted by teammates) as **Angels' MVP** - marked third such honor of career and third in last four years... Finished fourth in the A.L. in the BBWAA voting for MVP... Named to A.L. All-Star team for first time of career... Entered game in left field in the fourth inning, finishing 0-for-4 with an RBI... Also named to *Sporting News*' A.L. All-Star squad and named recipient of a Louisville Silver Slugger award... Set Angels' club record with 88 extra-base hits (2nd in A.L. to A. Soriano), breaking previous mark of 85 set by Troy Glaus in 2000... Finished season with 123 RBI, 4th in AL, and tied career-high set in 2001... 123 RBI also tied his club record for left-handed hitter... Tied for second in AL with Tim Salmon and Miguel Tejada with 17 GW RBI... Posted 23 RBI in final 23 games played in '02... Collected 344 total bases, a new career-high (336 in 2000) and second most in club history (Darin Erstad - 366 in 2000)... Set career-high with 195 hits, just shy of becoming third Angel to post 200-or-more in a season... Tied for ML lead (Garciaparra-Boston) with 56 doubles, shattering Angels' previous club record of 42 doubles (last player in AL with 60 doubles was Detroit's Charlie Gehringer in 1936)... Posted 100th RBI, Aug. 31 vs. Baltimore, to become first Angel in club history to post three consecutive 100-or-more RBI seasons (117 in 2000 and 123 in 2001)... 13 of final 16 home runs of season came on road... Posted 43rd double, Aug. 9 at Toronto, setting a new Angels' single-season record... With 56 doubles, passed Tim Salmon for first on Angels' all-time list with 300 career doubles... Posted 60 multi-hit games to lead Anaheim (4th in AL)... Had season-best 15-game hit streak, July 14-29 (equaling longest by an Angel in '02 - Eckstein)... Equaled career-best two home runs (2nd time in 2002, 6th time in career) and seven RBI (Aug. 29, 1996 vs. New York), Sept. 5 at Tampa Bay.
- **2002 Post-Season:** Played in 1,206 regular season games before making post-season... His three-run double in the third inning of Game 7 of the World Series proved to be game-winning hit... Hit safely in all seven games of World Series and ended '02 post-season on 10-game hit streak... Tied Game 2 of WS at 9-9 with two-out RBI single in sixth inning... Collected first home run of ALCS (leadoff off Eric Milton, 2nd inn.) and second of 2002 post-season in Game 3... Batted .389 (7/18) in Division Series vs. New York, leading club in runs (5)... Collected eighth inning game-tying solo home run off Orlando Hernandez in Game 2 at Yankee Stadium, his first ever post-season HR... One of seven Angels to hit .300 or better during 2002 post-season.
- In **2001**, began 12th professional season and seventh on **Angels'** Opening Day roster... Finished season with .289 (194/672) average, 83 runs scored, 39 doubles, two triples, 28 home runs, 123 RBI, 27 walks and 13 stolen bases in 161 games... Lone game missed was Aug. 30 at Kansas City... Named 2001 recipient of The Gene Autry Trophy as team MVP... Set club record for RBI by left-handed batter and tied record for doubles in a game (3)... Posted 240 RBI from 2000-01, most over two-year span in club history... Became one of four player in Angels' history to post consecutive 100 RBI campaigns (Troy Glaus, Wally Joyner and Mo Vaughn)... Led club in hits for fourth time in his career, equaling Jim Fregosi for the most in club history, and posted 180 hits for fifth straight season, only Angel ever to do so... Produced 178 runs based on run production formula, just 15 less than NL MVP Barry Bonds... Played 1000th career game, Aug. 7 vs. Chicago... His just seventh player in Angels history to accomplish feat... Scored 500th career run, Aug. 10 vs. Toronto... Registered fifth career grand slam, July 8 at Colorado... Marked lone slam by Angels in 2001... Was on back end of three consecutive home run effort by Angels, July 26 vs. Tampa Bay (Troy Glaus & Darin Erstad)... Totaled club-best 41 clutch RBI, 34 which put Angels in lead... Hit in season-best 10-straight games, April 15-25 (.350; 14/40) and July 5-17 (.372; 16/43).
- In **2000**, began 11th professional season and sixth on **Angels'** Opening Day roster... Batted .286 (185/647) with 92 runs scored, 40 doubles, three triples, 35 home runs and 117 RBI in 159 games... Along with Troy Glaus, Tim Salmon and Mo Vaughn, became first quartet of teammates in A.L. history to each collect 30 home runs in one season (seventh time in ML history)... Along with Vaughn, tied then club record for RBI in season by left-handed batter (Wally Joyner - 1987)... Set Angels' HR record before All-Star break (26), passing Troy Glaus' (2000) and Leon Wagner's (1962) mark of 25 HR... Tied club record with three doubles, Aug. 12 vs. New York... Was on front end (June 24 vs. Min.) and back end (May 28 at KC) of three consecutive home runs hit in inning... HR at Kansas City was Angels' fourth of inning, setting club record... Collected career hit No. 1,000 (single, 6th inning off Esteban Loaiza), Aug. 28 vs. Toronto, becoming just fifth player to post 1,000 hits in Angels' uniform (Downing, Fregosi, Grich and Salmon)... Led club in doubles and tied for club lead in RBI (Vaughn)... Registered fourth career grand slam, May 21 vs. Kansas City... HR came on front end of back-to-back home runs (Glaus)... Marked second career slam against Royals and was sixth ML GS of day (May 21, 2000), setting ML record... Reached 100 RBI plateau, Sept. 15 at Minnesota, for first time of career... Connected for 100th HR of career, July 21 at Oakland... Homered in three straight games, June 24-26, for second time in career (June 14-16, 1995)... Was ejected in eighth inning, May 26 at Kansas City, by home plate umpire Tony Randazzo... Marked first ejection of ML career and second as professional... Agreed to four-year contract extension through 2004, April 14.
- In **1999**, was recipient of The Gene Autry Trophy (formerly Owner's Trophy), as **Angels' MVP** as voted by teammates... Marked first time honored in career... Batted .303 (188/620) with 88 runs scored, 36 doubles, two triples, 21 home runs, 80 RBI and three stolen bases in 157 games... Led club in average, games played, at-bats, runs scored, hits, total bases, doubles, sacrifice flies (6 - tied) and intentional walks (8)... Collected two home runs, May 25 vs. Baltimore (2-run, 4th inn. off Scott Erickson & solo, 8th inn. off Erickson) for first multi-home run game of career... Hit in club-best 17 straight games, Aug. 30-Sept. 17 (.380, 27/71)... Also recorded 16-game hit streak, July 6-25 (.381; 24/63)... Posted .993 fielding percentage (3/416) in 153 games (152 starts)... Tied for club lead with seven outfield assists... Underwent corrective surgery to release trapped nerve in left foot, Oct. 21... Surgery was performed by Dr. Philip Kwong and Angels' Medical Director Dr. Lewis Yocum at UCI Medical Center.
- In **1998**, batted .294 (183/622) with 62 runs scored, 41 doubles, seven triples, 15 home runs, 79 RBI and eight stolen bases in 156 games... Hit safely in Angels' record 28 straight games, June 28-July 31 (.405; 47/116)... Streak surpassed previous record set by Rod Carew (25 games; May 23-June 21, 1982)... Streak equaled sixth longest in majors over last decade (fourth longest in A.L.) and was second longest in A.L. in 1998 (Eric Davis, Bal.; 30 games)... Connected for third career grand slam home run, May 25 vs. Kansas City (off Tim Lincecum; 1st inn.)... Posted 500th career hit, April 16 vs. Tampa Bay... Collected club record-tying two hits in an inning, Sept. 9 vs. Minnesota (3rd inn.)... Posted .983 fielding percentage, totaling six errors in 343 total chances (155 games, 152 starts)... Led Angels outfielders with 11 assists and three double plays... Made 32 starts in left field and 120 starts in right field... Member of MLB All-Star team that toured Japan in winter.

Most Games Played Over Last Eight Seasons (1996-2003)

1271	Jeff Bagwell
1267	Rafael Palmeiro
1257	Chipper Jones
1254	Garret Anderson
1233	Luis González

Source: Elias

- In 1997, began eighth professional season and third on **Anaheim's** Opening Day roster... Batted .303 (189/624) with 76 runs scored, 36 doubles, three triples, eight home runs, 92 RBI and 10 stolen bases in 154 games... Led club in average, at-bats, hits and doubles... Became fourth player in 1990's to collect 90-or-more RBI and less than 10 home runs in season (Paul Molitor-1990, 9 & 113; Tony Gwynn-1995, 9 & 90 and Jeff King-1993, 9 & 98)... Collected second career grand slam, July 28 at Cleveland (2nd Game off Orel Hershiser)... Posted .992 (3/360) fielding percentage, ranking eighth among A.L. outfielders and fourth among left fielders... Totaled 14 outfield assists (3rd in A.L.) and was involved in two double plays and a triple play as an outfielder.
- In 1996, began seventh professional season and second on **California's** Opening Day roster... Batted .285 (173/607) with 12 home runs and 72 RBI in 150 games (147 starts)... Led club in at-bats, hits and doubles (33)... Became first Angel to post more than 600 at-bats since Luis Polonia in 1991 (604)... Became first player in Angels' history to collect six hits in game, Sept. 27 at Texas (15 innings) and second player in M.L. to do so in 1996 (Gerald Williams - NYY, May 1 at Bal)... Hit first career grand slam and collected career-best seven RBI, Aug. 29 vs. New York... Grand Slam was 124th in major leagues in 1996, setting M.L. record (123 in 1995)... Bat and ball from home run were sent to Baseball Hall of Fame in Cooperstown, NY.
- In 1995, began sixth professional season and first on **California's** Opening Day 28-player roster... Batted .321 with 16 HRs and 69 RBI in 106 games, but fell 50 plate appearances shy of qualifying for club's rookie record for batting average (Wally Joyner's .290 in 1986)... Tied with Kansas City's Keith Lockhart for A.L. rookies with highest average; ranked second in HRs and games (both to Minnesota's Marty Cordova)... Named to Topps Major League Rookie All-Star team... Placed second with 99 points to Cordova's 105 in Baseball Writers' Association of America, Rookie of the Year voting... Difference of six points represented closest margin for award since 5-3-1 voting tabulation was adopted in 1980... Optioned to Vancouver (triple-A), May 15 to reduce roster to 25-player limit... Recalled by California, June 7... Became everyday left fielder, June 13, and responded with first major league HR vs. Minnesota (Kevin Tapani) in California's 7-2 win... Named American League "Player of the Month" for July, marking first rookie to be honored since inception of award... Batted .410 (43/105) with 22 runs scored, eight doubles, seven HRs and 31 RBI in 25 games... Homered in four of five games, July 14-18, including three straight contests (July 14 and in double-header on July 16), one shy of Angels' rookie mark held by Tim Salmon (Aug. 16-19, 1993)... 14-game hitting streak (21/58; .362), Aug. 2-15, equaled longest by rookie (Shawn Green of Toronto)... Registered .978 fielding percentage in 100 games.
- In 1994, was recalled by **California**, July 26, when outfielder Tim Salmon was placed on 15-day disabled list... Made major league debut following afternoon vs. Oakland... Flied out in first at-bat and recorded first two hits (third and fifth inning singles) off A's Ron Darling in California's 11-3 loss... Recorded first RBI (go-ahead which proved to be game-winner) in sixth inning, July 31 at Texas off Kevin Brown in 4-3 win... Appeared in five games (three starts) with Angels, batting .385 (5/13) with one RBI.

Most Hits Over Last Eight Seasons (1996-2003)

Derek Jeter	1,534
Garret Anderson	1,508
Alex Rodriguez	1,489
Chipper Jones	1,447
Jeff Bagwell	1,366

Source: Baseball Digest

Minor League Summary:

- In 1995, began season with **California**... Optioned to triple-A **Vancouver**, May 15 and recalled, June 7... Hit .311 (19/61) with 12 RBI in 14 games with Canadians.
- In 1994, began fifth professional season with **Vancouver** and received first recall to major leagues, July 27... Was hitting .346 (136/393) with 10 HRs and 82 RBI in 95 games with the Canadians prior to recall... Led Canadians in games played (123), at-bats (505), hits (162), doubles (42) and RBI (102)... Compiled three hitting streaks of 11-or-more games, including 27-game stretch between May 19-June 17... Hitting streak was longest in minor leagues in two years and established franchise record previously set by Dion James in 1983... Batted .380 (46/121) during streak with four HRs and 26 RBI... During stretch, registered eight 2-hit games, three 3-hit contests and career-best six-hit game (eight at-bats), June 17 at Calgary, which equaled 1994 minor league high accomplished by six others... Batted .220 (9/41) with seven RBI in 10 post-season games for Canadians... Voted "Best Offensive Player" and "Most Valuable Player" by Vancouver media... Selected as starting center fielder in American League triple-A All-Star Game, July 13 at Greer Stadium in Nashville, TN (0-for-2 with strikeout).
- In 1993, began campaign at triple-A **Vancouver** for first time in professional career... Spent entire season with Canadians, and led club in hits (137) and doubles (34)... 34 doubles tied franchise record set previously in 1984 (Doug Loman)... Committed only two errors and was credited with 10 assists (173 total chances; .988 pct.) in 105 games played in outfield... Also appeared in five contests at first base for first time in career, committing no errors in 40 total chances... Named as one of Top 10 prospects by league managers for *Baseball America* for third straight season.
- In 1992, began season with single-A **Palm Springs** and was among California League leaders in average and RBI when promoted to **Midland** (double-A) July 10... Was hitting .250 on May 27 before batting .411 (60/146) until promotion... Finished season in Midland appearing in 39 games... Batted .274 (40/146) with two HRs and 19 RBI.
- In 1991, spent entire campaign with single-A **Quad City** in second campaign, playing in 105 games and cracking century mark for first time.
- In 1990, selected in fourth round of June free agent draft and placed on Boise's (short-A) roster... Played in 25 contests with **Boise** and 32 with **Mesa Angels** (Rookie).

Personal/Misc.:

- Garret Joseph Anderson.
- Involved with California Kids, an organization that provides health insurance for children... Supports Boy Scouts of America recruiting campaign and Responsible Fatherhood Campaign... Active in Angels' Wives Hospital Visits to UCI Medical Center... Also assisted Calif. Dept. of Social Services, taking part in Major League Dads Campaign in 2000... Recorded public service announcement for the Boys and Girls Clubs of America in 2003
- Graduated from Kennedy High School (Granada Hills, CA) in 1990... Played baseball, basketball and football while taking All-L.A. City and All-League prep honors in 1989 and 1990 in baseball... Repeated same honors in basketball in 1990.
- Member of 1989 Los Angeles City Championship baseball team.
- Signed by Angels' scout Rick Ingalls.

Anderson's Lifetime Playing Record

Year	Club	AVG	G	AB	R	H	2B	3B	HR	RBI	SH	SF	HBP	BB	IBB	SO	SB	CS	GDP	SLG	OBP	E
1990	Mesa	.213	32	127	5	27	2	0	0	14	0	3	2	2	0	24	3	0	3	.228	.231	2
	Boise	.253	25	83	11	21	3	1	1	8	0	1	0	4	0	18	0	1	3	.349	.284	2
1991	Quad City	.260	105	392	40	102	22	2	2	42	0	2	0	20	0	89	5	6	16	.342	.295	10
1992	Palm Springs	.323	81	322	46	104	15	2	1	62	0	0	1	21	3	61	1	1	9	.391	.366	6
	Midland	.274	39	146	16	40	5	0	2	19	0	0	0	9	2	30	2	1	8	.349	.316	1
1993	Vancouver	.293	124	467	57	137	34	4	4	71	1	5	0	31	8	95	3	4	15	.409	.334	2
1994	Vancouver	.321	123	505	75	162	42	6	12	102	0	3	1	28	2	93	3	7	499	.356	2	
	California	.385	5	13	0	5	0	0	0	1	0	0	0	0	0	2	0	0	0	.385	.385	0
1995	California	.321	106	374	50	120	19	1	16	69	2	4	1	19	4	65	6	2	8	.505	.352	5
	Vancouver	.311	14	61	9	19	7	0	0	12	0	0	0	5	0	14	0	0	3	.426	.364	1
1996	California	.285	150	607	79	173	33	2	12	72	5	3	0	27	5	84	7	9	22	.405	.314	7
1997	Anaheim	.303	154	624	76	189	36	3	8	92	1	5	2	30	6	70	10	4	20	.409	.334	6
1998	Anaheim	.294	156	622	62	183	41	7	15	79	3	3	1	29	8	80	8	3	13	.455	.325	3
1999	Anaheim	.303	157	620	88	188	36	2	21	80	0	6	0	34	8	81	3	4	15	.469	.336	3
2000	Anaheim	.286	159	647	92	185	40	3	35	117	1	9	0	24	5	87	7	6	21	.519	.307	4
2001	Anaheim	.289	161	672	83	194	39	2	28	123	0	5	0	27	4	100	13	6	12	.478	.314	2
2002	Anaheim	.306	158	638	93	195	56*	3	29	123	0	10	0	30	11	80	6	4	11	.539	.332	1
2003	Anaheim	.315	159	638	80	201	49*	4	29	116	0	4	0	31	10	83	6	3	15	.541	.345	1
Major Totals		.299	1365	5455	703	1633	349	27	193	872	12	49	4	251	61	732	66	41	137	.479	.328	33

	2003 Career										2003 Career										
	AVG	AB	H	HR	RBI	AVG	AB	H	HR	RBI	AVG	AB	H	HR	RBI	AVG	AB	H	HR	RBI	
Anaheim	.273	33	9	2	8	.234	350	82	9	36	March	.250	4	1	0	.429	7	3	0	1	
Baltimore	.273	33	9	2	8	.234	350	82	9	36	April	.346	107	37	3	21	.289	800	231	23	107
Boston	.300	40	12	1	6	.297	323	96	12	53	May	.262	103	27	4	20	.280	880	246	35	138
Chicago	.259	27	7	0	3	.293	341	100	9	59	June	.336	110	37	12	26	.289	902	261	45	157
Cleveland	.289	38	11	4	16	.282	355	100	15	65	July	.317	101	32	5	19	.338	947	320	37	165
Detroit	.515	33	17	1	12	.318	343	109	11	54	Aug.	.350	123	43	4	25	.294	1029	303	27	163
Kansas City	.294	34	10	3	6	.303	347	105	14	54	Sept.	.267	90	24	1	4	.302	848	256	25	133
Minnesota	.278	36	10	2	4	.303	360	109	17	58	Oct.	—	—	—	—	.310	42	13	1	8	
New York	.314	35	11	2	4	.307	339	104	7	51	Home	.291	316	92	12	48	.301	2719	819	91	424
Oakland	.361	72	26	1	12	.339	505	171	17	82	Road	.339	322	109	17	68	.298	2736	814	102	448
Seattle	.299	77	23	2	6	.292	480	140	14	66	Day	.299	177	53	8	33	.298	1337	398	46	187
Tampa Bay	.205	39	8	0	4	.249	253	63	11	42	Night	.321	461	148	21	83	.300	4118	1235	147	685
Texas	.354	65	23	1	11	.310	491	152	19	98	Grass	.315	572	180	23	99	.299	4862	1456	167	771
Toronto	.206	34	7	0	2	.305	374	114	9	51	Turf	.318	66	21	6	17	.298	593	177	26	101
Arizona	—	—	—	—	—	.233	43	10	4	10	Pre-ASG	.316	370	117	22	78	.290	2860	829	115	449
Atlanta	—	—	—	—	—	—	—	—	—	—	Post-ASG	.313	268	84	7	38	.310	2595	804	78	423
Chicago	—	—	—	—	—	—	—	—	—	—	Vs. LHP	.310	232	72	8	39	.294	1678	493	55	281
Cincinnati	—	—	—	—	—	.417	12	5	0	2	Vs. RHP	.299	177	53	8	33	.302	3777	1140	138	591
Colorado	—	—	—	—	—	.404	57	23	6	16	RISP	.340	162	55	6	79	.291	1504	438	46	149
Florida	.308	13	4	1	4	.308	13	4	1	4	Bases Loaded	.357	14	5	1	5	.303	152	46	6	32
Houston	—	—	—	—	—	—	—	—	—	—	Pinch-hitting	—	—	—	—	.438	16	7	0	2	
Los Angeles	.292	24	7	2	3	.307	150	46	6	21	DH	.361	61	22	4	17	.332	229	76	9	45
Milwaukee	—	—	—	—	—	.346	127	44	1	23											
Montreal	.563	16	9	5	11	.563	16	9	5	11											
New York	.455	11	5	2	4	.455	11	5	2	4											
Philadelphia	.182	11	2	0	0	.182	11	2	0	0											
Pittsburgh	—	—	—	—	—	.333	12	4	1	1											
St. Louis	—	—	—	—	—	.250	12	3	0	1											
San Diego	—	—	—	—	—	.303	66	20	2	7											
San Francisco	—	—	—	—	—	.203	64	13	1	3											

Career Batting at Major League Parks

	AVG	AB	H	HR	RBI	AVG	AB	H	HR	RBI	
Edison Field	.301	2719	819	91	424	Ballpark in Arlington	.300	257	77	10	48
Camden Yards	.256	176	45	4	19	Skydome	.267	90	24	2	12
Fenway Park	.310	171	53	8	33	Bank One Ballpark	.318	22	7	3	6
U.S. Cellular Field	.263	160	42	3	23	Coors Field	.500	30	15	4	11
Jacobs Field	.259	185	48	7	34	Pro Player Stadium	.308	13	4	1	4
Tiger Stadium	.275	109	30	5	14	Dodger Stadium	.301	73	22	5	12
Comerica Park	.378	74	28	2	14	County Stadium	.413	63	26	1	14
Kauffman Stadium	.281	153	43	6	18	Miller Park	.273	11	3	0	6
Metrodome	.335	170	57	8	30	H. Bithorn Stadium, P.R.	.563	16	9	5	11
Yankee Stadium	.278	158	44	4	22	Shea Stadium	.000	3	0	0	0
Network Associates Col.	.346	263	91	6	42	Busch Stadium	.250	12	3	0	1
Kingdome	.267	90	24	2	12	Qualcomm Stadium	.300	30	9	2	4
Safeco Field	.285	151	43	5	22	3Com Park	.118	17	2	0	0
Tropicana Field	.229	131	30	5	21	Pacific Bell Park	.167	12	2	0	0

Career Multiple-Home Run Games (9)

June 4, 2003 at Montreal (3)
 Sept. 5, 2002 at Baltimore
 Aug. 2, 2001 at Boston

June 14, 2003 vs. New York Mets
 June 6, 2002 vs. Texas
 July 3, 2000 vs. Seattle

July 10, 2003 vs. Kansas City
 Aug. 12, 2001 vs. Toronto
 May 25, 1999 vs. Baltimore

Career Grand Slams (6)

May 8, 2003 vs. Cleveland
May 25, 1998 vs. Kansas City

July 8, 2001 at Colorado
July 28, 1997 at Cleveland

May 21, 2000 vs. Kansas City
Aug. 29, 1996 vs. New York

All-Star Game Record

Year	Club	Site	AVG	G	AB	R	H	2B	3B	HR	RBI	SH	SF	HBP	BB	IBB	SO	SB	CS	GDP	SLG	OBP	E
2002	—	AL, Mil.	.000	1	4	0	0	0	0	0	1	0	0	0	0	0	0	0	0	0	.000	.000	0
2003	—	AL, CWS	.750	1	4	1	3	1	0	1	2	0	0	0	0	0	1	0	0	0	1.750	.750	0
Totals			.375	2	8	1	3	1	0	1	3	0	0	0	0	0	1	0	0	0	.875	.375	0

Division Series Totals

Year	Club	Opp	AVG	G	AB	R	H	2B	3B	HR	RBI	SH	SF	HBP	BB	IBB	SO	SB	CS	GDP	SLG	OBP	E
2002	—	Ana, NYY	.389	4	18	5	7	2	0	1	4	0	0	0	1	0	3	0	0	1	.667	.421	0

League Championship Series Totals

Year	Club	Opp.	AVG	G	AB	R	H	2B	3B	HR	RBI	SH	SF	HBP	BB	IBB	SO	SB	CS	GDP	SLG	OBP	E
2002	—	Ana, Min.	.250	5	20	3	5	1	0	1	3	0	0	0	1	0	0	0	1	0	.450	.286	0

World Series Totals

Year	Club	Opp.	AVG	G	AB	R	H	2B	3B	HR	RBI	SH	SF	HBP	BB	IBB	SO	SB	CS	GDP	SLG	OBP	E
2002	—	Ana, SF	.281	7	32	3	9	1	0	0	6	0	0	0	0	0	3	0	0	1	.313	.281	1

Career Fielding

POS	PCT	G	PO	A	E	TC	DP
OF	.989	1294	2935	78	33	3046	14

Anderson's Bests

	Season	Game
AVG.	.315 — 2003	6 — at Tex., 9-27-96
H	201 — 2003	3 — at Mon. (San Juan, PR), 6-4-03
HR	35 — 2000	7 — three times, last, 5-8-03 vs. Clev.
RBI	123 — 2002 & 2001	2 — at Min., 6-2-02
SB	13 — 2001	28 — June 28-July 31, 1998
		Hit Streak



Steve Andrade

Right-Handed Pitcher

38

Bats: Right

Opening Day Age: 26

Birthplace: Woodland, CA

Acquired: Selected by Angels in 32nd round of 2001 draft

Signed Thru: 2004

Throws: Right

HL: 6-1

Born: Feb. 6, 1978

Resides: Woodland, CA

WT: 220

2003 Season:

- Started third professional season at single-A **Rancho Cucamonga**, appearing in only three games (3 IP) while collecting one save...Posted 5-1 record and 2.65 ERA (51 IP – 15 ER) at double-A **Arkansas**...Won first three decisions of year with Trappers...Posted five saves in six appearances from July 29-Aug. 12...His seven saves were second on Trappers behind Joel Peralta (20)...Only loss came July 5 at Tulsa (2 IP, 2 H, 2 ER, 1 HR, 2 SO)...Held opponents to .147 average against...Owns career 8-3 record with 2.78 ERA (139.1 IP – 43 ER) and 19 saves in 106 appearances.

Minor League Summary:

- In **2002**, went 1-1 with 1.16 ERA (54.1 IP – 7 ER) with 11 saves at single-A **Cedar Rapids**...Set career-highs in ERA, games (46), saves, innings pitched, and strikeouts (93)...Led Midland League with 15.40 strikeouts per nine innings...In **2001**, went 2-1 with 6.10 ERA (29 IP – 21 ER) in 21 games between rookie-level **Provo** and single-A **Cedar Rapids**.

Personal/Misc.:

- Stephen Michael Andrade (on-draw-day)
- Attended Cal State-Stanislaus
- He was signed by Angels' scout Todd Blyleven

Andrade's Lifetime Pitching Record

Year	Club	W-L	ERA	G	GS	CG	GF	SHO	SV	IP	H	R	ER	HR	HBP	BB	IBB	SO	WP	BK	BA
2001	—Provo	0-0	0.00	1	0	0	0	0	0	2	3	0	0	0	0	0	0	5	0	0	.333
	Cedar Rapids	2-1	6.52	20	0	0	9	0	0	29	33	24	21	3	2	8	0	31	7	0	.284
2002	—Cedar Rapids	1-1	1.16	46	0	0	21	0	11	54.1	30	7	7	1	2	16	1	93	12	0	.162
2003	—Rancho Cucu.	0-0	0.00	3	0	0	2	0	1	3	0	0	0	0	1	3	0	7	2	0	.000
	Arkansas	5-1	2.65	36	0	0	13	0	7	51	26	16	15	2	1	19	1	74	4	0	.147

Selected by Angels in 32nd round of 2001 draft.

Signed June 7, 2001



43

Tim Bittner

Left-Handed Pitcher

Bats: Left	Throws: Left	Ht.: 6-2	Wt.: 200
Opening Day Age: 23	Born: June 9, 1980		Resides: Wilmington, DE
Birthplace: Reading, PA	Acquired: From Chicago White Sox along with RHP Gary Glover and RHP Scott Dunn in exchange for LHP Scott Schoeneweis and RHP Doug Nickle, July 29, 2003		
Signed Thru: 2004			

2003 Season:

- Began third professional season in Chicago White Sox organization at single-A **Kannapolis**, going 4-4 with a 3.40 ERA (50.1 IP – 19 ER) in 10 starts... Was promoted to single-A **Winston-Salem**, posting 3-3 record and 3.60 ERA (30 IP – 12 ER) with one save in 17 relief appearances... Longest relief appearance came July 6 vs. Kinston (4 IP, 2 H, 1 R, 1 ER, 4 SO)... Acquired from White Sox, July 29, along with RHP Gary Glover and RHP Scott Dunn in exchange for LHP Scott Schoeneweis and RHP Doug Nickle... Was assigned to single-A **Rancho Cucamonga**, where he posted a 5-0 record and 0.28 ERA in six starts with one complete game... Received no-decision in first start and recorded wins in each of his final five starts... Allowed only one earned run (four unearned) and 18 hits in 32.2 innings with Quakes... Named California League Pitcher of the Week, Aug. 18-24... Owns career 23-24 mark with 3.39 ERA (339.2 IP – 128 ER) in 74 appearances (57 starts).

Minor League Summary:

- In **2002**, spent second professional season at **Kannapolis**, compiling 5-13 record and 4.58 ERA (157.1 IP – 80 ER) in 29 starts... Set career-highs in losses, starts, innings pitched, hits (166), walks (67) and strikeouts (123)... Led South Atlantic League in runs allowed (98), losses, games started, earned runs and ranked second in walks and fourth in hits allowed (166)... In **2001**, began professional career at rookie-level **Bristol** of the Appalachian League, posting 6-1 record and 1.10 ERA (49 IP – 6 ER) in eight starts with one complete-game shutout... Led Appalachian League in wins, was second in shutouts, fourth in complete games (1) and fourth in average against as a starter (.190)... Promoted to **Kannapolis** where he went 0-3 with 4.43 ERA (20.1 IP – 10 ER) in four starts.

Personal/Misc.:


- Timothy Bryant Bittner.
- Attended Marist University (New York).
- Originally signed by White Sox scouts Ken Stauffer and John Tumminia

Bittner's Lifetime Pitching Record

Year	Club	W-L	ERA	G	GS	CG	GF	SHO	SV	IP	H	R	ER	HR	HBP	BB	IBB	SO	WP	BK	BA
2001	—Bristol	6-1★	1.10	8	8	1	0	1	0	49	34	14	6	0	4	12	0	53	4	2	.190
	Kannapolis	0-3	4.43	4	4	0	0	0	0	20.1	21	18	10	1	4	9	0	15	4	1	.269
2002	—Kannapolis	5-13★	4.58	29	29★	0	0	0	0	157.1	166	98★	80★	10	6	67	2	123	10	2	.274
2003	—Kannapolis	4-4	3.40	10	10	1	0	0	0	50.1	45	24	19	4	7	26	1	45	2	0	.242
	Winston-Salem	3-3	3.60	17	0	0	3	0	1	30	18	13	12	3	2	12	1	23	1	0	.176
	Rancho Cucu	5-0	0.28	6	6	1	0	1	0	32.2	18	5	1	0	1	14	0	25	0	1	.161

Selected by White Sox in 10th round of 2001 draft

Signed, June 8, 2001



Chris Bootcheck

Right-Handed Pitcher

51

Bats: Right Throws: Right Ht.: 6-5 Wt.: 200
 Opening Day Age: 25 Born: Oct. 24, 1978
 Birthplace: La Porte, IN Resides: Phoenix, AZ
 Married: Jina Mitchell, Nov. 30, 2002
 Acquired: Selected in 1st round (20th pick) of 2000 free agent draft
 Signed Thru: 2004 Major League Service: 24 days

2003 Season:

- Began third professional season at triple-A **Salt Lake**. ...Posted 8-9 record with three complete games and 4.25 ERA (171. 1 IP – 81 ER) in 28 games (26 starts)...Allowed 194 hits (19 HR), walked 43 and struck out 82 in that span...Finished second on club in wins, starts and strikeouts and led club in innings pitched... Ranked fourth in innings pitched in Pacific Coast League...Was 7-8 with a 4.07 ERA as starter and 1-1 with a 8.22 ERA as reliever...Dropped first four decisions (eight starts), April 5-May 18...Won five of last seven decisions...Longest win streak was three, July 17-27...Was 1-2 in complete games, registering lone win June 13 at Fresno (9 IP, 5 H, 1 R, 1 ER, 1 HR, 1 SO)...Strikeout high was six, Aug. 7 vs. Portland (8 IP) and Aug. 27 vs. Edmonton (7 IP)...Finished 5-3 with a 3.78 ERA on road...Best month was July, posting 3-0 record and 2.91 ERA in five games...Had contract selected from Salt Lake, Sept. 5...Made major league debut as starter, Sept. 9 at Oakland, dropping 8-1 decision (3.1 IP, 7 H, 8 R, 8 ER, 3 HR, 3 BB, 2 SO)...Overall with Angels, pitched in four games (one start), finishing 0-1 with a 9.58 ERA (10.1 IP – 11 ER)...Allowed 16 hits (5 HR), walked six and struck out seven.

Minor League Summary:

- In **2002**, split season between double-A Arkansas and triple-A Salt Lake...Finished 8-7 with three complete games and a 4.81 ERA (116 IP – 62 ER) in 19 starts for **Arkansas**...Ranked second in Texas League in complete games...Posted 4-3 mark with one complete game, one shutout and a 3.88 ERA (58 IP – 25 ER) in nine starts for **Salt Lake**...Combined one season, walked 51 and struck out 128 in 174 innings pitched...Set career highs in starts (28), complete games (4) and strikeouts.
- In **2001**, began professional career at single-A **Rancho Cucamonga**...Posted 8-4 record with one complete game and a 3.93 ERA (87 IP – 38 ER) in 15 games (14 starts)...Walked 23 and struck out 86...Promoted to double-A **Arkansas** during season and registered 3-3 mark with one complete game and a 5.45 ERA (36.1 IP – 22 ER) in six starts.

Personal/Misc.:

- Christopher Brandon Bootcheck.
- Graduated La Porte High School (IN).
- Attended Auburn University (AL).
- Signed by Angels' scout Jeff Crane.

Bootcheck's Lifetime Pitching Record

Year	Club	W-L	ERA	G	GS	CG	GF	SHO	SV	IP	H	R	ER	HR	HBP	BB	IBB	SO	WP	BK	BA
2001	R. Cucamonga	8-4	3.93	15	14	1	0	0	0	87	84	45	38	11	0	23	0	86	4	0	.251
	Arkansas	3-3	5.45	6	6	1	0	0	0	36.1	39	25	22	3	3	11	0	22	1	1	.265
2002	Arkansas	8-7	4.81	19	19	3	0	0	0	116	130	68	62	11	6	35	0	90	4	0	.277
	Salt Lake	4-3	3.88	9	9	1	0	1	0	58	64	29	25	5	2	16	0	38	1	0	.283
2003	Salt Lake	8-9	4.25	28	26	3	0	0	0	171.1	194	103	81	19	7	43	1	82	1	0	.290
	Anaheim	0-1	9.58	4	1	0	2	0	0	10.1	16	13	11	5	0	6	0	7	0	0	.340

		2003					Career					2003					Career				
		W-L	ERA	G	IP	ER	W-L	ERA	G	IP	ER	W-L	ERA	G	IP	ER	W-L	ERA	G	IP	ER
Anaheim	March	—	—	—	—	—	—	—	—	—	—	—	—	—	—	—	—	—	—	—	—
Baltimore	April	—	—	—	—	—	—	—	—	—	—	—	—	—	—	—	—	—	—	—	—
Boston	May	—	—	—	—	—	—	—	—	—	—	—	—	—	—	—	—	—	—	—	—
Chicago	June	—	—	—	—	—	—	—	—	—	—	—	—	—	—	—	—	—	—	—	—
Cleveland	July	—	—	—	—	—	—	—	—	—	—	—	—	—	—	—	—	—	—	—	—
Detroit	Aug.	—	—	—	—	—	—	—	—	—	—	—	—	—	—	—	—	—	—	—	—
Kansas City	Sept.	0-1-0	9.58	4	10.1	11	—	—	—	—	—	—	—	—	—	—	0-1-0	9.58	4	10.1	11
Minnesota	Oct.	—	—	—	—	—	—	—	—	—	—	—	—	—	—	—	—	—	—	—	—
New York	Home	0-0-0	0.00	1	2	0	0-0-0	0.00	1	2	0	0-0-0	0.00	1	2	0	0-0-0	0.00	1	2	0
Oakland	Road	0-1-0	11.88	3	8.1	11	0-1-0	11.88	3	8.1	11	0-1-0	11.88	3	8.1	11	0-1-0	11.88	3	8.1	11
Seattle	Day	0-0-0	0.00	1	2	0	0-0-0	0.00	1	2	0	0-0-0	0.00	1	2	0	0-0-0	0.00	1	2	0
Tampa Bay	Night	0-1-0	11.88	3	8.1	11	0-1-0	11.88	3	8.1	11	0-1-0	11.88	3	8.1	11	0-1-0	11.88	3	8.1	11
Texas	Grass	0-1-0	9.58	4	10.1	11	0-1-0	9.58	4	10.1	11	0-1-0	9.58	4	10.1	11	0-1-0	9.58	4	10.1	11
Toronto	Turf	—	—	—	—	—	—	—	—	—	—	—	—	—	—	—	—	—	—	—	—
Arizona	Pre-ASG	—	—	—	—	—	—	—	—	—	—	—	—	—	—	—	—	—	—	—	—
Atlanta	Post-ASG	0-1-0	9.58	4	10.1	11	0-1-0	9.58	4	10.1	11	0-1-0	9.58	4	10.1	11	0-1-0	9.58	4	10.1	11
Chicago	Starter	0-1-0	21.60	1	3.1	8	0-1-0	21.60	1	3.1	8	0-1-0	21.60	1	3.1	8	0-1-0	21.60	1	3.1	8
Cincinnati	Reliever	0-0-0	3.86	3	7	3	0-0-0	3.86	3	7	3	0-0-0	3.86	3	7	3	0-0-0	3.86	3	7	3
Colorado	—	—	—	—	—	—	—	—	—	—	—	—	—	—	—	—	—	—	—	—	—
Florida	—	—	—	—	—	—	—	—	—	—	—	—	—	—	—	—	—	—	—	—	—
Houston	—	—	—	—	—	—	—	—	—	—	—	—	—	—	—	—	—	—	—	—	—
Los Angeles	—	—	—	—	—	—	—	—	—	—	—	—	—	—	—	—	—	—	—	—	—
Milwaukee	—	—	—	—	—	—	—	—	—	—	—	—	—	—	—	—	—	—	—	—	—
Montreal	—	—	—	—	—	—	—	—	—	—	—	—	—	—	—	—	—	—	—	—	—
New York	—	—	—	—	—	—	—	—	—	—	—	—	—	—	—	—	—	—	—	—	—
Philadelphia	—	—	—	—	—	—	—	—	—	—	—	—	—	—	—	—	—	—	—	—	—
Pittsburgh	—	—	—	—	—	—	—	—	—	—	—	—	—	—	—	—	—	—	—	—	—
St. Louis	—	—	—	—	—	—	—	—	—	—	—	—	—	—	—	—	—	—	—	—	—
San Diego	—	—	—	—	—	—	—	—	—	—	—	—	—	—	—	—	—	—	—	—	—
San Francisco	—	—	—	—	—	—	—	—	—	—	—	—	—	—	—	—	—	—	—	—	—

Career Pitching at Major League Parks

	W-L-S	ERA	G	IP	ER		W-L-S	ERA	G	IP	ER
Edison Field	0-0-0	0.00	1	2	0	Safeco Field	0-0-0	4.50	1	2	1
Network Associates Col.	0-1-0	21.60	1	3.1	8	Ballpark in Arlington	0-0-0	6.00	1	3	2

Major League Hitting Totals

AVG	AB	H	HR	RBI
-	-	-	-	-

Career Fielding

POS	PCT	G	PO	A	E	TC	DP
P	.000	4	1	0	0	0	0



Bartolo Colon

Right-Handed Pitcher

21

Bats: Right **Throws:** Right **Ht.:** 5-11 **Wt.:** 250
Opening Day Age: 30 **Born:** May 24, 1973
Birthplace: Altamira, DR **Resides:** Puerto Plata, DR
Married: Rosanna Paula, Nov. 18, 1995
Children: Bartolo, Emilio & Wilder
Acquired: Signed as free agent, Dec. 9, 2003
Signed Thru: 2007 **Major League Service:** 6 years, 112 days

2003 Season:

- Went 15-13 with a 3.87 ERA, nine complete games and 173 Strikeouts with **White Sox**... Set career-highs in innings and complete games and tied career-best with 34 starts... His nine complete games tied for the major league lead... Also finished among American League leaders in IP (2nd), starts (T5th), quality starts (T6th, 22), and strikeouts (7th)... Induced 31 double-play grounders, most in baseball... Limited opponents to .248 (223/899) average... Surrendered 8.29 hits per 9 IP (223 H/242 IP)... Threw 3,529 pitches, third-highest total in the AL, 14.6 pitches per IP (5th-fewest) and averaged 103.8 pitches per game (7th)... Lowered ERA from 4.14 before the break to 3.52 in the second half... Tossed four complete games in six-game span from Sept. 2-28, including three straight from Sept. 2-13... Became first White Sox pitcher since Jack McDowell (1994) to throw three consecutive complete games... Earned 100th career victory, Sept. 27 at Kansas City, allowing three runs on five hits in complete-game outing... Posted 12 quality starts in first 18 outings and 11 over final 14... Earned AL Pepsi Pitcher of the Week honors (third career) for Sept. 8-14, going 2-0 with a 1.00 ERA (2 ER/18 IP) and two complete games... Recorded nine of Sox 12 complete games in '03... Had season-high 10 strikeouts, Sept. 22 at New York, his third 10-plus strikeout performance against Yankees in eight career starts... Lasted at least 8 IP in 15 of last 31 starts... Threw complete-game, two-hitter in loss, Sept. 2 vs. Boston... Needed just 87 pitches in complete-game win, June 7th at Los Angeles, retiring 19 consecutive batters from second to eighth inning... Also set down 18 in a row, July 27th vs. Tampa Bay and 17 straight, July 22nd vs. Cleveland... Did not surrender a walk in 24 IP from July 22-Aug. 6... Struck out Barry Bonds three times on June 12th... Recorded 1,000th career strikeout (Ellis Burks), June 2nd at Cleveland... Won a season-high four consecutive starts from July 22-Aug. 6 compiling a 1.14 ERA (4 ER/31.2 IP) with one walk and 27 strikeouts... Streak was longest since winning six in a row, June 11-July 18, 2002... Served five-game suspension from May 22-26, handed down by Major League Baseball for hitting Baltimore's Jerry Hairston on May 15th after warnings had been issued to both benches... Obtained from Montreal with infielder Jorge Nunez in exchange for pitchers Rocky Biddle and Orlando Hernandez and infielder/outfielder Jeff Liefer, January 15, 2003.

Most Wins in ML Over Last Six Seasons

106	Randy Johnson
105	Greg Maddux
101	Pedro Martinez
98	Tom Glavine
98	Andy Pettitte
97	Roger Clemens
96	Bartolo Colon
96	Jamie Moyer

Source: Elias

Career Highlights:

- His 17 complete games since the start of 2002 season are the most in major leagues, four more than Livan Hernandez, while his 475.1 IP rank third in baseball in that span... Along with Atlanta's Greg Maddux, is one of two pitchers in baseball who have won at least 14 games in each of the past six seasons... Is averaging 16 wins, 216 IP, 32 starts and 176 strikeouts in his six full major league seasons... Owns .617 (100-62) career winning percentage... Needs 111.1 IP for 1,500 career... Is one of two pitchers in major-league history (Hank Borowy, 1945) to win at least 10 games in each league in same season (2002)... Has recorded 28 career complete games (six back-to-back outings) and seven shutouts... Has averaged 7.3 strikeouts per 9 IP... Is 2-2 with a 3.29 ERA (14 ER/38.1 IP) and 31 strikeouts in six playoff starts... Named to 1999 American League All-Star Team, earning the win in relief at the Midsummer Classic in Colorado... Has made three career Opening Day starts (2000-2002)... Has struck out 10 or more batters 17 times (15 times in regular season and twice in playoffs), with a career high of 14, May 29, 1998 at Toronto.

Major League Summary:

- In **2002**, split season between **Cleveland** and **Montreal**, going 20-8 with a 2.93 ERA (76 ER/233.1 IP), eight complete games (three shutouts) and 149 strikeouts in 33 starts...Went 10-4 with each club to become only the second pitcher in major league history to win at least 10 games in each league in the same season, joining Hank Borowy, who was 10-5 with the New York Yankees and 11-2 with the Chicago Cubs in 1945...Tied Arizona's Randy Johnson for the major-league lead in complete games and also ranked among baseball's leaders in shutouts (T3rd), pitches per start (4th, 107.2), wins (T5th), IP (6th) and ERA (7th)...Despite splitting his season between leagues, tied for fourth in the American League and tied for fifth in the National League in complete games (four in each league)...Set career highs in wins, ERA, complete games, shutouts and IP and tied his best for starts... Traded by Cleveland to the Expos on June 27th with pitcher Tim Drew and cash in return for first baseman Lee Stevens, shortstop Brandon Phillips, left-hander Cliff Lee and outfielder Grady Sizemore... Went 3-0 with a 1.57 ERA (4 ER/23 IP) and two complete games in three starts vs. Atlanta...Was Montreal's Pitcher of the Month for July after going 4-1 with a 2.80 ERA (14 ER/45 IP) and three complete games...Tied his career best with a six-game winning streak from June 11-July 18...Made Expos debut on July 2 at Atlanta, allowing two runs (one earned) on five hits over 7 IP...Threw first NL complete game, July 13 vs. Atlanta (9 H, 3 ER)...Went the distance again in next start, July 18 vs. the Mets, scattering 13 hits in the 2-1 win...Two starts later on July 28 vs. Florida, tossed complete-game, two-hitter, allowing one unearned run...Was 2-for-4 with two RBI on Aug. 9 at Milwaukee... Registered complete-game, two-hit shutout on Aug. 19 vs. San Diego (faced just 29 batters and threw 95 pitches)... Won historic 10th game with Montreal on Sept. 19 at Florida to match Borowy's feat...Led Indians staff in every pitching category at time of trade...Made third straight Opening Day start for Cleveland on March 31 at Anaheim, throwing a complete-game, five-hit shutout...Was the Indians first complete-game shutout on Opening Day since 1968 (Sonny Siebert) and first in the majors since Dwight Gooden in 1993...Won final start with Cleveland on June 22 at Montreal (2 ER/8 IP)...Pitched for Aguilas in the Dominican Winter League, making one start in both the regular season and playoffs.
- In **2001**, ranked among the American League leaders in starts (T3rd, 34), strikeouts (5th, 201), strikeouts per 9 IP (T8th, 8.1) and IP (9th, 222.1 IP)...Became first **Indians** pitcher since Gaylord Perry (1972-74) to record 200-plus strikeouts in back-to-back seasons...12 losses were a career-high and one less than 1999-2000 combined...Struck out 10 or more batters five times...Lasted 8 IP or more nine times...Threw 3,650 pitches, most in the AL... Went 8-5 with a 3.28 ERA (38 ER/104.1 IP) in second half...Was 4-0 with a 2.61 ERA in July...Fanned 10 in complete-game victory on Aug. 3rd vs. Seattle and 10 in next start on Aug. 8th at Minnesota, first time he struck out 10 or more in back-to-back outings...Streak of 16 straight starts with at least 6 IP ended on June 2nd at New York...Made second career Opening Day start on April 2nd vs. White Sox (L, 7 ER/7 IP)...Was ejected by home-plate umpire Andy Fletcher on July 17th at Houston for throwing over the head of Scott Servais...Was suspended seven games by Major League Baseball...Suspension was later reduced to six games and was served from July 28th - Aug. 2nd... Made two starts in the ALDS loss vs. Seattle, going 1-1 with a 1.84 ERA (3 ER/14.2 IP) and 13 strikeouts...Won Game 1 at Seattle, throwing eight scoreless IP with 10 strikeouts...Lost Game 4 at SAFECO Field (3 ER/6.2 IP) but took a 1-0 lead into the sixth inning.
- In **2000**, ranked among AL leaders in strikeouts (career-high 212), ERA (5th, 3.88) and wins (9th, 15)... Average of 10.1 strikeouts per 9 IP (188 IP) was second in the AL behind Boston's Pedro Martinez (11.8)...Became first **Indians** pitcher since Dennis Eckersley in 1976 to record 200 strikeouts...Won final six decisions after Aug. 1, going 6-0 with a 3.05 ERA (27 ER/79.2 IP) in 12 starts to lower his ERA from 4.49 to 3.88...Six-game winning streak was a career-high...Struck out 10 or more batters six times...Pitched into sixth inning in 24 of 30 starts...Went 3-0 with a 1.94 ERA (9 ER/41.2 IP) and 48 strikeouts in September... Won first two starts of season before leaving third start on April 15th vs. Texas with a pulled left oblique muscle...Placed on the 15-day disabled list for the first time in career on April 16...Made a rehab start for triple-A Buffalo on May 7th at Richmond and was activated in time for start on May 12th vs. Kansas City...Struck out 12, May 17th vs. Detroit...Took no-hitter into seventh inning of start on June 3rd at St. Louis before allowing single to Mark McGwire (struck out 12 in that game)...Set Indians record by striking out first six hitters to bat on July 26th at Toronto (tied Bob Feller's 1938 club record for most consecutive strikeouts in one game)... Threw career-best 20 consecutive scoreless IP from Sept. 13-28...Registered complete-game, one-hit shutout, Sept. 18 at New York, striking out a season-high 13 (one off his career best) in a 2-0 win over Roger Clemens...Carried a no-hitter into the eighth before allowing a one-out single to Luis Polonia, settling for the first one-hitter by an Indians pitcher since Tom Kramer on May 24, 1993 vs. Texas (it was his fourth career shutout and 50th career victory)... Went seven scoreless IP next start on Sept. 23rd vs. Kansas City, allowing two hits (named AL Pitcher of the Week for Sept. 18-24 for his efforts... Won first career Opening Day start on April 3rd at Baltimore...Made two starts for Aguilas in the Dominican Winter League.
- In **1999**, finished fourth in the AL Cy Young Award voting, including three second-place votes, after winning a career-high 18 games (topped in 2002)...18 wins tied for second in AL and were most by a Cleveland pitcher since Greg Swindell was 18-14 in 1988...Averaged 7.1 strikeouts per 9 IP, tied for 10th in the AL...Opponents hit 242, fourth-best among AL starters...Indians were 21-11 in his starts...Went 11-2 with a 2.60 ERA (30 ER/104 IP) in 15 second-half starts, lowering his season ERA from 5.35 to 3.95...Held opponents to a .212 average after the break...Went 4-0 with a 2.36 ERA (11 ER/42 IP) in July to finish second in the AL Player of the Month balloting... Won five straight starts from Aug. 9-30 and was 8-1 with a 2.75 ERA (21 ER/68.2 IP) over last 10 starts...Registered third career complete-game shutout on Aug. 9th at Anaheim, allowing seven hits with no walks... Skipped last scheduled start on Sept. 20 at Detroit due to tendonitis in right shoulder...Made two starts in the ALDS vs. Boston, going 0-1 with a 9.00 ERA (9 ER/9 IP)...Posted no decision in Game 1 at Jacobs Field despite allowing two runs on five hits with a season-high 11 strikeouts over 8 IP...Pitching on three days rest for the first time in his career in Game 4 at Boston, gave up seven runs in 1+ IP... Signed a contract through 2002 with a club option for 2003 on March 25th.
- In **1998**, spent first full season in major leagues and was named to first AL All-Star Team...His six complete games tied for fifth in the AL and were more than the entire Indians staff total in 1997...Ranked 10th in the AL with a 3.71 ERA...Began season as No. 5 starter...Recorded first career complete-game shutout on April 4th at Anaheim, allowing four hits with 10 strikeouts...Went the distance in win on May 7th at Texas (four hits)...Struck out career-high 14 in complete game, five-hitter at Toronto on May 29th,

Most Innings Pitched in ML Over Last Six Seasons

1388.1	Randy Johnson
1370.1	Greg Maddux
1350.0	Livan Hernandez
1343.1	Curt Schilling
1331.2	Tom Glavine
1306.1	Mike Mussina
1294.2	Barolo Colon

Source: Elias

the most by a Tribe pitcher since Greg Swindell fanned 15 in 1987 vs. Kansas City...Posted another four-hit shutout on June 8th vs. Pittsburgh (95 pitches)... Named AL Pitcher of the Month for June after going 4-1 with a 1.30 ERA (6 ER/41.2 IP) and two complete games (one shutout)...Was the winning pitcher in the All-Star Game at Colorado (1 IP in relief) despite allowing a three-run homer to Barry Bonds...Went 9-4 with an AL-best 2.46 ERA (34 ER/124.1 IP) at the break but was 5-5 with a 5.65 ERA (50 ER/79.2 IP) in second half...Opponents hit .323 after break compared to just .218 before...Made two post-season starts, going 1-0 with a 1.23 ERA (2 ER/14.2 IP)...Earned first career post-season win in Game 3 of ALCS vs. New York, allowing one run on four hits in a complete game effort...Became first Tribe pitcher to go the distance in the playoffs since Bob Lemon in Game 1 of the 1954 World Series.

- In 1997, spent five separate stints with **Indians**...Named Cleveland's No. 5 starter out of spring training...Made major-league debut on April 4th at Anaheim (ND)...Failed to make it out of the first inning in second start on April 9th at Seattle...Optioned to triple-A Buffalo April 11th...Recalled on April 26th and made two starts before second option to Buffalo on May 10th...Recalled again on May 28th...Earned first major-league win on June 7th at Boston, allowing four runs (1 ER/7 IP)...Made eight starts with Indians between July 13th-Aug. 24th, going 1-4 with a 5.10 ERA (27 ER/47.2 IP)...Threw first career complete game in 2-0 loss on July 28th vs. Anaheim (2 ER/9 IP)...Optioned to Buffalo on Aug. 24th and recalled for fifth and final time on Sept. 6th.

Minor League Summary:

- In 1997, Made 10 starts with **Buffalo** over five separate stints, going 7-1 with a 2.22 ERA...Threw a no-hitter (9 IP) on June 20th vs. New Orleans.
- In 1996, named by *Baseball America* as No. 1 Pitching Prospect in Cleveland organization...Spent majority of season at double-A **Canton-Akron**, posting a 1.74 ERA in injury-shortened season...Held opponents to a .196 (44-225) average and allowed just 10.02 runners per 9 IP (69 BR)...Placed on disabled list on May 30th with sprained ligament in right elbow...Activated on July 24th...Made three starts upon return before being moved to bullpen...Promoted to **Buffalo** on Aug. 6th, making eight relief appearances...Named Pitcher of the Year in the Dominican Winter League after going 4-1 with a 0.21 ERA (1 ER/43.2 IP) in 10 starts for Aquilas...ERA was the lowest in DWL history...Added to Cleveland's 40-man roster on Nov. 20th.
- In 1995, named Carolina League Pitcher of the Year at single-A **Kinston**...Led CL in strikeouts (152) and ranked second in ERA (1.96) and wins (13) despite missing final month of the season...Averaged 10.63 strikeouts per 9 IP (128.2 IP), best in the CL and second among all single-A starters...Held opponents to .202 (91/451) average, third-best in the CL and fifth among single-A starters...Named to CL mid-season All-Star Team...Went 6 IP or more in 17 of 21 starts, allowing two runs or less in 16 of those 17 outings...Went 3-0 in July before being placed on disabled list on Aug. 1 with bone bruise in right elbow...Rehabbed the arm in Florida Instructional League after season but did not pitch in any games.
- In 1994, tied for second in Appalachian League in wins (seven) and ranked third in strikeouts (84) at single-A **Burlington**...Also ranked fifth among league starters in opponents average (.192).
- In 1993, made pro debut with **Santiago** in Dominican Summer League...Was second in the Cibao Division in ERA (2.59) and fourth in strikeouts (48).

Personal/Misc.:

- Bartolo Colon.
- *Baseball America* listed him as the 14th best prospect (out of 100 ranked) in minor leagues in 1997...Named by to 1995 *Baseball American* Single-A All-Star team...Also named to *Howe Sportsdata* All-Teen Team in 1995.
- Was originally signed by Indians' scout Winston Llenas, June 26, 1993.

Colon's Lifetime Pitching Record

Year	Club	W-L	ERA	G	GS	CG	GF	SHO	SV	IP	H	R	ER	HR	HBP	BB	IBB	SO	WP	BK	BA
1993	—DSL	6-1	2.59	11	10	2	3	1	1	66	44	24	19	0	0	33	0	43	2	2	.195
1994	—Burlington	7-4	3.14	12	12	0	0	0	0	66	46	32	23	3	4	44	0	84	6	2	.192
1995	—Kinston	13-3	1.96	21	21	0	0	0	0	128.2	91	31	28	8	0	39	9	152★	4	3	.202
1996	—Canton-Akron	2-2	1.74	13	12	0	0	0	0	62	44	17	12	2	2	25	0	56	3	1	.196
	—Buffalo	0-0	6.00	8	0	0	0	0	0	15	16	10	2	0	8	0	19	2	0	.271	
1997	—Buffalo	7-1	2.22	10	10	1	1	1	0	56.2	45	15	14	4	0	23	0	54	1	1	.221
	—Cleveland	4-7	5.65	19	17	1	1	0	0	94	107	86	59	12	3	45	1	86	5	0	.286
1998	—Cleveland	14-9	3.71	31	31	6	6	2	0	204	205	91	84	15	3	79	5	156	4	0	.260
1999	—Cleveland	18-5	3.95	32	32	1	1	1	0	205	185	97	90	24	7	76	5	161	4	0	.242
2000	—Cleveland	15-8	3.88	30	30	2	2	1	0	188	163	86	81	21	4	98	4	212	4	0	.233
	—Buffalo	1-0	1.80	1	1	0	0	0	0	5	6	1	1	0	0	0	0	4	0	0	.286
2001	—Cleveland	14-12	4.09	34	34	1	1	0	0	222.1	220	106	101	26	2	90	2	201	4	1	.261
2002	—Cleveland	10-4	2.55	16	16	4	4	2	0	116.1	104	37	33	11	2	31	1	75	3	0	.245
	—Montreal	10-4	3.31	17	17	4	4	1	0	117	115	48	43	9	0	39	4	74	1	0	.259
2003	—Chicago (AL)	15-13	3.87	34	34	9★	9	0	0	242	223	107	104	30	5	67	3	173	8	3	.248
A.L. Totals		90-58	3.91	196	194	24	24	6	0	1271.2	1207	590	552	139	21	486	21	1046	32	4	.254
M.L. Totals		100-62	3.86	213	211	28	28	7	0	1388.2	1322	638	595	148	26	525	25	1120	33	4	.255

Originally signed by Cleveland as a free agent, June 26, 1993.

Traded by Cleveland with Tim Drew and cash to Montreal in exchange for Cliff Lee, Brandon Phillips, Grady Sizemore, Lee Stevens and cash considerations (6/27/02).

Traded by Montreal with Jorge Nunez to the White Sox in exchange for Rocky Biddle, Orlando Hernandez and Jeff Lieter, Jan. 15, 2003.

Disabling Injuries: 2000 — Pulled left oblique muscle, disabled April 16-May 12

	2003					Career						2003					Career				
	W-L-S	ERA	G	IP	ER	W-L-S	ERA	G	IP	ER		W-L-S	ERA	G	IP	ER	W-L-S	ERA	G	IP	ER
Anaheim	0-1-0	6.43	1	7	5	6-5-0	4.11	14	92	42	March	—	—	—	—	1-0-0	0.00	1	9	0	
Baltimore	1-1-0	4.50	2	14	7	6-3-0	2.92	11	74	24	April	2-2-0	3.86	6	42	18	13-11-0	4.19	33	200	93
Boston	1-2-0	2.63	3	24	7	5-8-0	3.87	17	114	49	May	3-2-0	3.76	5	38.1	16	17-10-0	3.65	32	226	92
Chicago	—	—	—	—	—	7-5-0	4.82	14	89.2	48	June	1-3-0	4.97	6	41.2	23	13-11-0	4.35	34	223	108
Cleveland	2-1-0	3.45	4	28.2	11	2-1-0	3.45	4	28.2	11	July	2-2-0	3.66	5	32	13	20-11-0	3.48	37	248.1	95
Detroit	1-2-0	5.94	3	16.2	11	8-5-0	4.45	15	91	45	Aug.	4-2-0	4.50	6	40	20	18-10-0	3.97	39	256	113
Kansas City	2-0-0	2.35	3	23	6	9-5-0	4.80	17	105.2	54	Sept.	3-2-0	2.63	6	48	14	18-9-0	3.54	36	224	88
Minnesota	1-1-0	3.60	2	15	6	7-5-0	4.23	18	110.2	52	Oct.	—	—	—	—	0-1-0	33.75	1	1.1	5	
New York	0-0-0	3.46	2	13	5	3-2-0	3.06	8	50	17	Home	8-6-0	3.84	16	117.1	50	49-29-0	3.83	107	712	303
Oakland	0-1-0	3.38	1	8	3	2-2-0	5.32	7	44	26	Road	7-7-0	3.90	18	124.2	54	51-33-0	3.88	106	676.2	292
Seattle	2-1-0	3.80	3	21.1	9	5-6-0	4.46	14	84.2	42	Day	4-1-0	2.95	9	61	20	31-20-0	3.80	66	410	173
Tampa Bay	1-0-0	1.23	2	14.2	2	5-0-0	2.48	9	61.2	17	Night	11-12-0	4.18	25	181	84	69-42-0	3.88	147	978.2	422
Texas	1-1-0	10.80	2	10	12	6-5-0	4.30	14	92	44	Grass	15-11-0	4.82	31	221.1	94	84-50	3.92	177	1150	501
Toronto	1-1-0	3.18	2	17	6	6-3-0	3.93	12	84.2	37	Turf	0-2-0	4.35	3	20.2	10	16-12-0	3.54	36	238.2	94
Arizona	—	—	—	—	—	—	—	—	—	—	Pre-ASG	6-8-0	4.14	19	134.2	62	49-33-0	3.99	110	721.1	320
Atlanta	—	—	—	—	—	3-0-0	1.57	3	23	4	Post-ASG	9-5-0	3.52	15	107.1	42	51-29-0	3.71	103	667.1	275
Chicago	0-0-0	4.38	2	12.1	6	0-0-0	4.19	3	19.1	9	Starter	15-13-0	3.87	34	242	104	99-62-0	3.86	211	1383.2	593
Cincinnati	—	—	—	—	—	2-0-0	0.69	2	13	1	Reliever	—	—	—	—	1-0-0	3.60	2	5	2	
Colorado	—	—	—	—	—	1-0-0	2.70	1	6.2	2											
Florida	—	—	—	—	—	2-1-0	4.26	3	19	9											
Houston	—	—	—	—	—	3-1-0	2.34	5	34.2	9											
Los Angeles	1-0-0	1.00	1	9	1	1-1-0	1.69	2	16	3											
Milwaukee	—	—	—	—	—	2-1-0	4.67	5	27	14											
Montreal	—	—	—	—	—	1-0-0	2.25	1	8	2											
New York	—	—	—	—	—	2-1-0	3.60	3	20	6											
Philadelphia	—	—	—	—	—	1-1-0	4.00	4	27	12											
Pittsburgh	—	—	—	—	—	2-0-0	0.00	2	17	0											
St. Louis	—	—	—	—	—	1-0-0	3.75	2	12	5											
San Diego	—	—	—	—	—	1-0-0	0.00	1	9	0											
San Francisco	—	—	—	—	—	1-1-0	5.65	2	14.1	9											

Career Pitching at Major League Parks

	W-L-S	ERA	G	IP	ER		W-L-S	ERA	G	IP	ER
Edison Field	4-1-0	2.52	7	50	14	Turner Field	2-0-0	0.64	2	14	1
Camden Yards	2-3-0	3.66	5	32	13	Wrigley Field	0-0-0	0.00	1	7	0
Fenway Park	3-3-0	3.78	8	52.1	22	Coors Field	1-0-0	2.70	1	6.2	2
U.S. Cellular Field	12-8-0	4.42	23	158.2	78	Cinergy Field	2-0-0	0.69	2	13	1
Jacobs Field	36-22-0	3.99	84	539.2	239	Pro Player Stadium	1-0-0	9.00	1	5	5
Tiger Stadium	0-1-0	3.00	1	6	2	Astrodome	1-0-0	1.13	1	8	1
Comerica Park	4-2-0	5.02	7	43	24	Minute Maid Park	1-0-0	0.00	1	5	0
Kauffman Stadium	3-3-0	5.05	9	51.2	29	Dodger Stadium	1-0-0	1.00	1	9	1
Metrodome	2-5-0	4.64	9	54.1	28	Olympic Stadium	6-2-0	2.64	10	75	22
Yankee Stadium	2-1-0	2.57	4	28	8	County Stadium	1-0-0	1.80	2	10	2
Network Associates Col.	1-1-0	5.54	2	13	8	Miller Park	1-0-0	5.14	1	7	4
Kingdome	0-2-0	19.29	2	4.2	10	Shea Stadium	0-1-0	6.00	1	6	4
Safeco Field	4-1-0	2.52	5	35.2	10	Veterans Stadium	0-1-0	5.25	2	12	7
Tropicana Field	2-0-0	1.89	5	33.1	7	Three Rivers Stadium	1-0-0	0.00	1	8	0
Baltpark in Arlington	2-3-0	5.56	7	45.1	26	Busch Stadium	1-0-0	3.75	2	12	5
Skydome	3-2-0	4.34	5	37.1	18	Pacific Bell Park	1-0-0	3.00	1	6	2

All-Star Game Record

Year	Club	Site	W-L	ERA	G	GS	CG	SHO	SV	IP	H	R	ER	BB	SO
1996	—	A.L., Colorado	1-0	27.00	1	0	0	0	0	1	2	3	3	1	1

Division Series Totals

Year	Club	Opp.	W-L	ERA	G	GS	CG	SHO	SV	IP	H	R	ER	BB	SO
1998	—	Cle., Bos.	0-0	1.59	1	1	0	0	0	5.2	5	1	1	3	3
1999	—	Cle., Bos.	0-1	9.00	2	2	0	0	0	9	11	9	9	4	12
2001	—	Cle., Sea.	1-1	1.84	2	2	0	0	0	14.2	12	3	3	6	13
Totals			1-2	3.99	5	5	0	0	0	29.1	28	13	13	13	28

League Championship Series Totals

Year	Club	Opp.	W-L	ERA	G	GS	CG	SHO	SV	IP	H	R	ER	BB	SO
1999	—	Cle., NYY	1-0	1.00	1	1	1	0	0	9	4	1	1	4	3

Major League Hitting Totals

AVG	AB	H	HR	RBI
.123	73	9	0	4

Career Fielding

POS	PCT	G	PO	A	E	TC	DP
P	.940	213	92	175	17	284	19

Colon's Bests

	Season		Game
Wins	20 — 2002	SO	14 — at Tor., 5-29-98
ERA	2.93 — 2002	IP	9 — 23 times, last, at KC, 9-27-03
IP	242 — 2003	Win Streak	6 — June 18-July 11, 2002
SO	212 — 2000		
CG	9 — 2003		
SHO	3 — 2002		



Jeff DaVanon

Outfielder

55

Bats: Switch **Throws:** Right **Ht.:** 6-0 **Wt.:** 200
Opening Day Age: 30 **Born:** Dec. 8, 1973
Birthplace: San Diego, CA **Resides:** Scottsdale, AZ
Married: Kerrie Carr, Nov. 10, 2002
Children: Luke
Acquired: From Oakland A's with RHP Elvin Nino & OF Nathan Haynes in exchange for RHP Omar Olivares & INF Randy Velarde, July 29, 1999
Signed Thru: 2004 **Major League Service:** 2 yrs., 140 days

2003 Season:

- Made 83 starts with **Anaheim** in 2003 (made a total of 37 starts with Angels from 1999-2002)...Posted career-best numbers in all offensive categories, batting .282 (93/330) with 56 runs, 16 doubles, one triple, 12 home runs, 43 RBI and 17 stolen bases in 123 games...Was Angels' top pinch-hitter batting .375 (6/16) with six RBI...His 17 stolen bases trailed only Adam Kennedy on club (22)...Began season at triple-A Salt Lake, hitting .300 (18/60) with two home runs and 14 RBI in 16 games for Stingers before recall April 22nd for remainder of season...With Anaheim, batted .344 (54/157) with 10 home runs and 28 RBI before All-Star Break...Eight of his 12 HRs came in June...10 of 12 HRs came batting left-handed...One of four Angels with double-digit HRs at the break...Posted third consecutive multiple home run game, June 4 at Montreal (in San Juan, PR)...Became fourth player in ML history to accomplish feat, joining Lee May (Cincinnati, May 24, 25 & 28, 1969), Frank Thomas (New York Mets, Aug. 1-3, 1962) and Gus Zernial (Philadelphia A's, May 13, 15 & 16, 1951)...Owned just nine career ML HR before the feat...Also homered from both sides of plate in two straight games joining Ken Caminiti (San Diego, 1995) and Eddie Murray (Baltimore, 1987) as only ML players to do so...Was one of just five players in ML to homer from each side of the plate in the same game in 2003...Six home runs in three games tied AL record (one shy of ML record), joining Tony Lazzeri (1936 New York Yankees), Gus Zernial (1951 Philadelphia Athletics), Manny Ramirez (1998 Indians) and Alex Rodriguez (2002 Rangers)...Posted two home runs, June 3 at Montreal and June 1 at Tampa Bay, becoming third Angel to post multiple HRs in consecutive games (Leon Wagner in 1963 & Joe Rudi in 1977)...Set career high in hits (4) and equaled personal best in RBI (4, second time), June 1 at Tampa Bay...Connected for first HR of season, April 27 vs. Boston, a solo home run off Pedro Martinez, the first HR he allowed on the season...Struggled in second half batting .225 (39/173) with two home runs and 15 RBI...Two-run pinch-hit single in 7th inning of Game 1, Sept. 6 vs. Kansas City proved to be game-winner...Batted .333 (27/81) with RISP...Started in leadoff spot nine times, hitting safely in all nine of those starts (.444, 16/36, 8 R, 3 HR, 8 RBI)...Owned two season-best six-game hit streaks.

ML Players to Post Three Consecutive Multi-HR Games

Gus Zernial	(1951 Philadelphia Athletics)
Frank Thomas	(1962 Mets)
Lee May	(1969 Reds)
Jeff DaVanon	(2003 Angels)
<i>Source: Elias</i>	

Major League Summary:

- In 2002, began eighth professional season on **Anaheim's** Opening Day roster...Marked first Opening Day major league assignment of career...Appeared in 16 games with Angels, batting .167 (5/30) with three runs scored, three doubles, one home run, four RBI and one stolen base...Collected first career pinch-hit home run (3-run off Chad Peronto) and career-best four RBI, April 30 at Cleveland...Made 10 appearances (four starts) in outfield, posting 1.000 fielding percentage (13 total chances)...Optioned to triple-A Salt Lake, May 1...Batted .330 (33/100) with 21 runs scored, 10 doubles, one triple, five home runs, 18 RBI and five stolen bases in 25 games with Stingers...Hit safely in first eight games played, May 8-10...Also hit in seven contests in a row, May 12-20...Scored a run in 10 straight contests, May 4-13...Homered in three straight games, May 8-10 at Colorado Springs...Placed on disabled list, May 25-Aug. 29, due to stiffness lower back...Made rehabilitation appearance at rookie Mesa, batting .667 (10/15) in five games.
- In 2001, had contract selected by Anaheim, June 1 (optioned June 26)...Also recalled July 1 (optioned July 21) and Aug. 14...In three stints with **Angels**, posted .193 average (17/88) with seven runs scored, two doubles, one triple, five home runs and nine RBI in 40 games (25 starts)...Registered career-best six-game hit streak, June 9-17, batting .444 (8/18) with four RBI...Hit first home run of season (and second of career, June 1 vs. Kansas City (on day his contract was selected)...Also homered, Aug. 24 vs. New York, in first at-bat after Aug. 14 recall...Hit home runs on consecutive days, July 6-7 at Colorado...Committed one error in 49 chances (.980) in outfield, posting 45 putouts and three assists.
- In 2000, missed entire season after suffering torn left labrum in spring training...Underwent shoulder surgery, March 17 at UCI Medical Center (performed by Dr. Lewis Yocum)...Placed on 15-day disabled list, March 20 and transferred to 60-day D.L., April 28.
- In 1999, had contract purchased by **Anaheim**, Sept. 7, posting .200 average (4/20) with four runs scored, one triple, one home run and four RBI in seven games...Made major league debut, Sept. 7 vs. Chicago, appearing as right fielder in eighth inning...Walked in only plate appearance and scored a run...Made first major league start, Sept. 11 at Minnesota (in right field), going 0-for-3 (1 BB, 3 SO, 1 CS)...Collected first major league RBI (on groundout), Sept. 16 at Kansas City...Drove in two runs with triple, Oct. 2 vs. Texas, for first multi-RBI game...Registered first major league hit (single to center off Esteban Loaiza) and first major league home run (leadoff off Mike Morgan, 9th inning), Oct. 1 vs. Texas...Home run was game-winner (7-6).

Minor League Summary:

- In 2001, began seventh professional season with triple-A **Salt Lake** and third with Anaheim (qualifying as rookie)...Batted .313 (80/256) with 46 runs scored, 19 doubles, eight triples, 10 home runs and 48 RBI in 69 games...Owned season-long 13-game hit streak, batting .440 (22/50) with four doubles, three triples, two home runs and 11 RBI...Also posted nine-game and seven-game streaks...Slugging percentage (.566) was second highest on Stingers (behind Jose Fernandez, .624).
- In 1999, began fourth professional season with Oakland A's organization, posting .342 average (128/342) with 87 runs scored, 29 doubles, 11 triples, 11 home runs, 60 RBI and 18 stolen bases in 100 games at double-A **Midland**...Longest hitting streak was 10 games (.405, 17/42)...Also hit safely in eight straight (.469, 15/32)...Acquired by Anaheim, along with pitcher Elvin Nino and outfielder Nathan Haynes, from Oakland, July 29, 1999, in exchange for second baseman Randy Valarde and pitcher Omar Olivares...Assigned to triple-A **Edmonton**, compiling .326 (43/132) average with 35 runs scored, eight doubles, three triples, six home runs, 19 RBI and 11 stolen bases in 34 games...Longest hitting streak was seven games (.500, 13/26).
- In 1998, began fourth season in Oakland organization at single-A **Modesto**, posting .336 average (101/301) in 84 games...Collected career-high 33 stolen bases...Led A's in average and ranked second in stolen bases...Registered 16-game hitting streak, May 24-June 10 (.442, 23/52)...Hit for cycle, June 25 vs. Lancaster...Hit three-run inside-the-park game-winning home run for 6-5 win on opening day, April 2 vs. Stockton...Named to the California League Post-Season All-Star Team as outfielder.
- In 1997, spent third professional season at single-A **Visalia**, hitting .255 (104/408) in 119 games.
- In 1996, played entire season at single-A **West Michigan**...Batted .242 (70/289) in 89 games...Whitecaps won Midwest League championship.
- In 1995, began professional career at **Southern Oregon** of short-season A Northwest League...Hit .251 (42/167) in 57 games.

Personal/Misc.:

- Jeffrey Graham DaVanon.
- Supported the "Stop Red Light Running Campaign" in 2003...Instructs at Angels Youth Baseball Clinics and Angels Gene Autry RBI League...Also speaks at Angels School Assemblies.
- Son of former Angel (1973) and major league infielder Jerry DaVanon.
- Graduated from Bellaire High School (TX) in 1992, playing baseball in 1991 and 1992 and earning All-District first team honors as second baseman both years...Team was ranked No. 1 in nation by *Baseball America*.
- Played at San Diego State University for three seasons (1993-95)...Started games at second base, outfield and designated hitter...Posted .332 (193/582) career average...Named Aztecs' Most Valuable Offensive Player and Most Improved in 1994.
- Signed by Oakland scout Ed Crosby.

DaVanon's Lifetime Playing Record

Year	Club	AVG	G	AB	R	H	2B	3B	HR	RBI	SH	SF	HBP	BB	IBB	SO	SB	CS	GDP	SLG	OBP	E	
1995	— So. Oregon	.251	57	167	29	42	6	2	1	17	5	1	0	34	0	49	6	5	1	.329	.376	8	
1996	— W. Michigan	.242	89	289	43	70	13	4	2	33	2	1	4	29	6	5	7	6	.336	.353	2		
1997	— Visalia	.255	119	408	70	104	17	3	6	38	10	2	0	81	1	101	23	14	.355	.377	10		
1998	— Modesto	.336	84	301	66	101	17	4	5	60	0	6	1	59	1	69	33	10	4	.468	.439	13	
1999	— Midland	.342	100	374	87	128	29	11	11	60	4	5	4	53	3	68	18	10	6	.567	.424	7	
	— Edmonton	.326	34	132	35	43	8	3	6	19	1	1	2	20	0	27	11	4	1	.568	.416	0	
	— Anaheim	.200	7	20	4	4	0	1	1	4	0	0	0	2	0	7	0	1	0	.450	.273	0	
2000	— Anaheim	Injured—Did Not Play																					
2001	— Salt Lake	.313	69	256	46	80	19	8	10	48	1	4	3	32	2	57	8	3	4	.566	.390	1	
	— Anaheim	.193	40	88	7	17	2	1	5	9	0	1	0	11	0	29	1	3	1	.409	.280	1	
2002	— Salt Lake	.330	25	100	21	33	10	1	5	18	1	1	1	17	0	24	5	3	1	.600	.429	2	
	— Mesa	.667	5	15	5	10	6	1	0	4	0	1	0	5	2	2	2	0	0	1.200	.714	0	
	— Anaheim	.167	16	30	3	5	0	1	4	1	0	0	2	0	6	1	0	0	0	.367	.219	0	
2003	— Salt Lake	.300	16	60	11	18	4	1	2	14	2	0	1	9	0	9	4	1	1	.500	.400	2	
	— Anaheim	.282	123	330	56	93	16	1	12	43	4	5	1	42	0	59	17	5	6	.445	.360	4	
Major Totals		.254	186	468	70	119	21	3	19	60	5	6	1	57	0	101	19	9	7	.434	.333	5	

Selected by Oakland A's organization in 26th round of June, 1995 free agent draft.

Disabling Injuries: 2002 — Stiffness lower back, disabled May 25 - Aug. 29.
2000 — Torn left labrum, disabled March 20-end of season.

	2003										Career									
	AVG	AB	H	HR	RBI	AVG	AB	H	HR	RBI	AVG	AB	H	HR	RBI	AVG	AB	H	HR	RBI
Anaheim	.250	4	1	0	1	.429	7	3	0	1	.250	4	1	0	1	.250	4	1	0	1
Baltimore	.273	33	9	2	8	.234	350	82	9	36	.250	4	1	0	1	.250	4	1	0	1
Boston	.300	40	12	1	6	.297	323	96	12	53	.250	4	1	0	1	.250	4	1	0	1
Chicago	.259	27	7	0	3	.293	341	100	9	59	.250	4	1	0	1	.250	4	1	0	1
Cleveland	.289	38	11	4	16	.282	355	100	15	65	.250	4	1	0	1	.250	4	1	0	1
Detroit	.515	33	17	1	12	.318	343	109	11	54	.250	4	1	0	1	.250	4	1	0	1
Kansas City	.294	34	10	3	6	.303	347	105	14	54	.250	4	1	0	1	.250	4	1	0	1
Minnesota	.278	36	10	2	4	.303	369	109	17	58	.250	4	1	0	1	.250	4	1	0	1
New York	.314	35	11	2	4	.307	339	104	7	51	.250	4	1	0	1	.250	4	1	0	1
Oakland	.361	72	26	1	12	.339	505	171	17	82	.250	4	1	0	1	.250	4	1	0	1
Seattle	.299	77	23	2	6	.292	480	140	14	66	.250	4	1	0	1	.250	4	1	0	1
Tampa Bay	.205	39	8	0	4	.249	253	63	11	42	.250	4	1	0	1	.250	4	1	0	1
Texas	.354	65	23	1	11	.310	491	152	19	98	.250	4	1	0	1	.250	4	1	0	1
Toronto	.206	34	7	0	2	.305	374	114	9	51	.250	4	1	0	1	.250	4	1	0	1
Arizona	—	—	—	—	—	.233	43	10	4	10	.250	4	1	0	1	.250	4	1	0	1
Atlanta	—	—	—	—	—	—	—	—	—	—	.250	4	1	0	1	.250	4	1	0	1
Chicago	—	—	—	—	—	—	—	—	—	—	.250	4	1	0	1	.250	4	1	0	1
Cincinnati	—	—	—	—	—	.417	12	5	0	2	.250	4	1	0	1	.250	4	1	0	1
Colorado	—	—	—	—	—	.404	57	23	6	16	.250	4	1	0	1	.250	4	1	0	1
Florida	.308	13	4	1	4	.308	13	4	1	4	.250	4	1	0	1	.250	4	1	0	1
Houston	—	—	—	—	—	—	—	—	—	—	.250	4	1	0	1	.250	4	1	0	1
Los Angeles	.292	24	7	2	3	.307	150	46	6	21	.250	4	1	0	1	.250	4	1	0	1
Milwaukee	—	—	—	—	—	.346	127	44	1	23	.250	4	1	0	1	.250	4	1	0	1
Montreal	.563	16	9	5	11	.563	16	9	5	11	.250	4	1	0	1	.250	4	1	0	1
New York	.455	11	5	2	4	.455	11	5	2	4	.250	4	1	0	1	.250	4	1	0	1
Philadelphia	.182	11	2	0	0	.182	11	2	0	0	.250	4	1	0	1	.250	4	1	0	1
Pittsburgh	—	—	—	—	—	.333	12	4	1	1	.250	4	1	0	1	.250	4	1	0	1
St. Louis	—	—	—	—	—	.250	12	3	0	1	.250	4	1	0	1	.250	4	1	0	1
San Diego	—	—	—	—	—	.303	66	20	2	7	.250	4	1	0	1	.250	4	1	0	1
San Francisco	—	—	—	—	—	.203	64	13	1	3	.250	4	1	0	1	.250	4	1	0	1

Career Batting at Major League Parks

	AVG	AB	H	HR	RBI
Edison Field	.239	238	57	7	21
Camden Yards	.200	20	4	0	1
Fenway Park	.133	15	2	0	1
U.S. Cellular Field	.143	7	1	0	0
Jacobs Field	.375	16	6	1	7
Comerica Park	.444	9	4	1	4
Kauffman Stadium	.000	6	0	0	1
Metrodome	.364	11	4	0	3
Yankee Stadium	.750	4	3	1	1
Network Associates Col.	.219	32	7	0	1

	AVG	AB	H	HR	RBI
Safeco Field	.000	13	0	0	0
Tropicana Field	.600	15	9	2	5
Ballpark in Arlington	.241	29	7	1	3
Skydome	.000	7	0	0	0
Coors Field	.500	8	4	2	4
Pro Player Stadium	.300	10	3	0	1
Dodger Stadium	.200	10	2	0	1
H. Bithorn Stadium, P.R.	.375	16	6	4	6
Pacific Bell Park	.000	2	0	0	0

Career Multiple-Home Run Games (3)

June 4, 2003 at Montreal (PR)

June 3, 2003 at Montreal (PR)

June 1, 2003 at Tampa Bay

Career Fielding

POS	PCT	G	PO	A	E	TC	DP
OF	.983	159	292	5	5	302	1

DaVanon's Bests

	Season		Game
AVG.	.282 — 2003	H	4 — at TB, 6-1-03
H	93 — 2003	HR	2 — 3 times, last, at Mon. (PR), 6-4-03
HR	12 — 2003	RBI	4 — at TB, 6-1-03 & at Cle., 4-30-02
RBI	43 — 2003	SB	2 — vs. Det., 8-17-03
SB	17 — 2003	Hit Streak	6 — 3 times, last, June 26-July 6, 2003



Brendan Donnelly 53

Right-Handed Pitcher

Bats: Right Throws: Right Ht.: 6-3 Wt.: 240
 Opening Day Age: 32 Born: July 4, 1971
 Birthplace: Washington, DC Resides: Albuquerque, NM
 Married: Rhonda Rodriguez, Feb. 7, 1998
 Acquired: Signed as minor league free agent, Jan. 20, 2001
 Signed Thru: 2004 Major League Service: 1 yr., 97 days

2003 Season:

- Spent 12th professional season with **Angels**, marking first full season in major leagues... Made first major league Opening Day roster... Finished 2-2 with three saves and a 1.58 ERA (74 IP — 13 ER) in 63 games... Allowed 55 hits (2 HR), walked 24 and fanned 79... Led club in ERA and games pitched... Set professional bests in ERA, games pitched and strikeouts... Limited opponents to 200 average against... Both HR allowed came against left-handers... Has surrendered four home runs in 123.2 career innings and none vs. a right-handed batter... Stranded 23 of 26 inherited runners... Retired 47 of 63 first batters faced... Victories came July 28 vs. Oakland (1 IP, 1 H, 1 SO) and Aug. 28 at Detroit (2 IP, 3 H, 2 R, 2 ER, 2 BB, 1 IBB, 1 WP), both in starts of Jarrod Washburn... Two runs allowed equaled high for season (three times)... Was 3 of 5 in save situations, posting saves, May 29 at Tampa Bay, July 11 vs. Minnesota and Sept. 28 vs. Texas... 1.82 career ERA ranks best in club history (based on 100-or-more games)... Allowed just two earned runs in first 50 innings pitched on season, before surrendering 11 earned runs in final 24 innings... Selected to first career All-Star Game... Tossed one inning (1 SO) to earn the victory at US Cellular Field (Chicago)... Became first Angel to earn win in Mid-Summer Classic... ERA of 0.38 was lowest at the All-Star break in ML since Bill Landrum posted 0.23 ERA (39.1 IP — 1 ER) in 1989 with Pittsburgh... 0.67 ERA at end of July was lowest since Landrum fashioned a 0.54 ERA in 50.1 IP (3 ER) in 1989... Recorded at least one strikeout in 49 of his 63 outings... Allowed first earned run of season, May 22 vs. Baltimore (had opened season with 23.2 IP without an ER)... Allowed unearned run, May 13 at New York (1 IP, 2 H, 1 R), snapping scoreless innings streak at 20 to open 2003 season... Strikeout high was four, April 24 vs. New York... Posted 0.00 ERA against nine opponents, including 7.1 scoreless innings against Tampa Bay (6 games)... Allowed one earned run against Seattle (0.90 ERA; 10 IP), walking one and fanning nine in nine games... ERA by month was 0.00 in March, 0.00 in April, 0.90 in May, 0.61 in June, 1.50 in July, 5.11 in Aug. and 2.25 in Sept... Donnelly and Brandon Backe (TB) tied for best percentage of inherited runners stranded (among all MLB pitchers who inherited at least 25 runners). They each stranded 23 of 26 inherited runners for a success rate of 88.46%... Underwent arthroscopic surgery on right elbow and left knee, Sept. 30... The surgeries were performed by Angels' Medical Director, Dr. Lewis Yocum at the Kerlan-Jobe Clinic in Los Angeles... Dr. Yocum removed four loose bodies from the elbow and repaired the medial meniscus in the knee.

LOWEST ERA BEFORE ALL-STAR BREAK 1974-2003 (min. 30 IP)

Bill Landrum, Pit (1989)	0.23
Brendan Donnelly, Ana (2003)	0.38
Dennis Eckersley, Oak (1990)	0.50
Kevin Kobel, NYM (1978)	0.52
Goose Gossage, NYY (1981)	0.56

*Courtesy of Stats, Inc.

Career Highlights:

- 1.82 career ERA, 0.29 home runs and 9.46 baserunners per nine innings pitched ranks best in club history (based on 100-or-more games)... Owns 9.68 strikeouts per 9 IP, fourth best in club annals... Selected by the fans as 2003 Major League "Set Up Man of the Year" as conducted by MLB.com... In 2002, was selected to first career All-Star Game... Tossed one inning (1 IP) to earn the victory at US Cellular Field (Chicago)... Became first Angel to earn win in Mid-Summer Classic... In 2001, set or tied several Angels' rookie reliever records (based on 40-or-more games) including fewest hits allowed (32), fewest runs allowed (tied - 13), fewest earned runs allowed (12) and fewest bases on balls (19).

Major League Summary:

- In 2002, started 11th professional campaign with triple-A Salt Lake before settling in as key component in Angels' bullpen... Before 2002, had spent 10 years in minor leagues with nine different organizations (including two independent teams)... Stranded 30 of 34 inherited runners (88% - tops among AL relievers)... Retired 42 of 46 first batters faced (91% - tops in AL among relievers)... Limited opponents to .184 clip, tops on Angels' staff and second best among relievers in AL (min. of 45 IP)... Set or tied several Angels' rookie reliever records (based on 40-or-more games) including fewest hits allowed (32), fewest runs allowed (tied - 13), fewest earned runs allowed (12) and fewest bases on balls (19)... Was recalled, April 6, and made major league debut, April 9 vs. Seattle (1 IP, 3 H, 3 R, 2 ER, 1 BB, 1 SO)... Became rookie on Anaheim's roster at age 30... Spent 10 seasons in minor leagues with nine organizations (1992-2001)... All told, made three starts in Angels (optioned to triple-A Salt Lake, April 17 - recalled June 19; optioned to Salt Lake, June 24 - recalled July 13)... Had 15 1 IP scoreless-inning stretch, July 13-Aug. 5, longest by an Angels' reliever this season (tied w/ Scot Shields)... Earned first ML save on last game of season, Sept. 29 vs. Seattle... Appeared in 38 games after recall July 13 (1.49 ERA - 42.1 IP, 23 H, 7 ER, 2 HR, 15 BB, 49 SO)... Pitched 2.1 innings with five strikeouts, July 20 vs. Seattle... Five K's marked career-high and most by Angels reliever in 2002 (tied w/ Francisco Rodriguez).
- 2002 Post-Season: Led Angels pitchers with five World Series appearances... Best outings of '02 post-season came in crucial Games 6 & 7 of World Series... Earned victory in relief in Angels comeback win in Game 6 working a scoreless eighth inning (1 IP, 1 BB, 1 SO)... Tossed two scoreless frames in Game 7 (2 IP, 1 H, 1 BB, 2 SO) in relief of starter John Lackey... Allowed just one hit in 7.2 IP (4 RR, 6 SO) in World Series, the most shutout innings by a reliever since Cincinnati's Tom Hall worked 8.1 scoreless frames in 1972... Donnelly also had a 6.2 IP hitless stretch during the WS... Appeared in Game 1, 2 & 5 of ALCS, allowing three runs in 3.1 IP (5 SO)... Made post-season debut in Game 1 of ALDS at Yankee Stadium, suffering decisive three-run HR to Bernie Williams in 8th inning... Limited opponents to .152 clip throughout post-season... Along with Francisco Rodriguez (5) and John Lackey (2), the three rookies accounted for eight of Anaheim's 11 post-season wins.

Minor League Summary:

- In 2002, was 4-0 with six saves and 3.48 ERA (33.2 IP - 13 ER) in 25 games with Salt Lake... Allowed 27 hits, walked 11 and struck out 42 in that span... Was recalled and optioned by Angels three times during season.
- In 2001, began season at double-A Arkansas... Finished 4-1 with 12 saves and a 2.48 ERA (29 IP - 8 ER) in 27 games... Allowed 21 hits (2 HR), walked 13 and struck out 37... Posted 12 saves and four wins, April 16-June 12 (22 games)... Registered saves in five straight appearances, April 30-May 10... Participated in Texas League All-Star Game... Promoted to triple-A Salt Lake, June 20... Finished 5-1 with one save and a 2.40 ERA (41.1 IP - 11 ER) in 29 games... Allowed 38 hits (4 HR), walked eight and struck out 50... Won five straight decisions, June 30-Aug. 27 (22 games)... Lone save came June 27 vs. Fresno (2 IP, 1 H, 2 SO)... Was 4-0 with one save and a 1.82 ERA (24.2 IP - 5 ER) through first 17 games... Overall on season, set career high in wins (9) and strikeouts (87)... Placed on Angels' 40-man roster, Oct. 10.
- In 2000, split season between triple-A Syracuse (Toronto Blue Jays affiliate) and triple-A Iowa (Chicago Cubs affiliate)... Finished 4-6 with a 5.48 ERA (42.2 IP - 26 ER) in 37 games... Allowed 47 hits (5 HR), walked 27 and struck out 34 in that span... Was released by Toronto organization, July 28... Signed by Chicago organization, Aug. 10... Appeared in nine games with Iowa, posting 0-3 record, one save and a 7.56 ERA (16.2 IP - 14 ER)... Was granted free agency following season.
- In 1999, played for four teams with three organizations and an independent club... Began season with independent Nashua of the Atlantic League, signing contract in May... Pitched in three games, recording no record and a 3.00 ERA (3 IP - 1 ER)... Had contract purchased by Tampa Bay Devil Rays organization, May 15... Posted 5-5 record with two saves and a 3.05 ERA (62 IP - 21 ER) in 37 games (one start) with triple-A Durham... Struck out 61 batters and walked 18... Was released by Tampa Bay organization, Aug. 12... Was signed by Pittsburgh Pirates organization, Aug. 18 and was released Aug. 25... Pitched in two games for double-A Altoona (0-0, one save & 7.71 ERA)... Was signed by Toronto organization, Aug. 26... Finished season at Syracuse, pitching five games and posting 0-1 record and 2.89 ERA (9.1 IP - 3 ER).
- In 1998, spent season with Cincinnati Reds organization, his fourth with franchise... Split campaign between double-A Chattanooga and triple-A Indianapolis... Registered 2-5 record with 13 saves and 2.98 ERA (45.1 IP - 15 ER) in 38 games... Marked most saves with one club in career... Posted 35 games finished, ranking fifth in Southern League... Was promoted to Indianapolis, July 23... Finished 4-1 with a 2.65 ERA (37.1 IP - 11 ER) in 19 games (one start).
- In 1997, spent entire season with Chattanooga... Posted 6-4 record with six saves and 3.27 ERA (82.2 IP - 30 ER) in 62 games... Set career bests in wins with one club in a season, games and innings pitched... Ranked second in league in games pitched.
- In 1996, spent full season at Chattanooga, recording 1-2 record and 5.52 ERA (29.1 IP - 18 ER) in 22 games... Made two appearances on disabled list, May 31-July 12 (broken right hand) and July 21-Aug. 22 (fractured right hand).
- In 1995, had contract purchased from independent Ohio Valley club by Cincinnati organization, March 4... Split campaign between three clubs... Began season at single-A Charleston... Recorded 1-1 record, 12 saves and a 1.19 ERA (30.1 IP - 4 ER) in 24 games... Had contract transferred to single-A Winston-Salem, June 19... Was 1-2 with two saves and 1.02 RA (35.1 IP - 4 ER) in 23 contests... Transferred to triple-A Indianapolis, Aug. 28... Posted 1-1 mark and 23.63 ERA in three games to close season... Overall on season, set career best with 14 saves.
- In 1994, was signed by independent Ohio Valley in July after release by Chicago Cubs organization, March 29... Spent remainder of season with club, registering 1-1 record and 2.63 ERA (13.2 IP - 4 ER) in 10 games.
- In 1993, began season on disabled list... Missed from April 9-16 due to sore left elbow... Was released by Chicago White Sox organization, April 16... Was signed by Chicago Cubs organization, June 16, and played remainder of season at single-A Geneva... Finished 4-0 with one save and a 6.28 ERA (43 IP - 30 ER) in 21 games (three starts).
- In 1992, was selected by Chicago White Sox in 27th round of draft... Signed with organization, June 9, and pitched at the White Sox rookie affiliate of the Gulf League... Finished 0-3 with one save and a 3.67 ERA (41.2 IP - 17 ER) in nine games (seven starts).

Personal/Misc.:

- Brendan Kevin Donnelly.
- Assisted with Angels Youth Baseball Clinics and visits children at Children's Hospital of Orange County and Orange Coast Medical Center.
- Runs baseball camp each off-season in Hilton Head, SC.
- Graduated Sandia (NM) High School and attended New Mexico Junior College and Mesa State College (CO).
- Originally signed by White Sox scout Gary Pellant.

Donnelly's Lifetime Pitching Record

Year	Club	W-L	ERA	G	GS	CG	GF	SHO	SV	IP	H	R	ER	HR	HBP	BB	IBB	SO	WP	BK	BA
1992	—White Sox	0-3	3.67	9	7	0	1	0	1	41.2	41	25	17	0	8	21	0	31	6	0	.256
1993	—Geneva	4-0	6.28	21	3	0	7	0	1	43	39	34	30	4	6	29	0	29	7	3	.242
1994	—Ohio Valley	1-1	2.63	10	0	0	1	0	0	13.2	13	5	4	1	3	4	0	20	1	0	.250
1995	—Charleston, WV	1-1	1.19	24	0	0	22	0	12	30.1	14	4	4	0	1	7	1	33	1	0	.139
	Winston-Salem	1-2	1.02	23	0	0	14	0	2	35.1	20	6	4	1	2	14	2	32	0	1	.167
	Indianapolis	1-1	23.63	3	0	0	0	0	0	2.2	7	8	7	2	1	2	0	1	2	0	.500
1996	—Chattanooga	1-2	5.52	22	0	0	10	0	0	29.1	27	21	18	4	1	17	2	22	1	0	.237
1997	—Chattanooga	6-4	3.27	62	0	0	21	0	6	82.2	71	43	30	6	4	37	4	64	9	0	.228
1998	—Chattanooga	2-5	2.98	38	0	0	35	0	13	45.1	43	16	15	4	3	24	5	47	8	0	.247
	Indianapolis	4-1	2.65	19	1	0	6	0	0	37.1	29	16	11	3	3	16	3	39	2	0	.212
1999	—Nashua	0-0	3.00	3	0	0	3	0	0	3	1	1	1	0	0	3	0	4	0	0	.125
	Durham	5-5	3.05	37	1	0	10	0	2	62	53	23	21	5	4	18	1	61	5	0	.240
	Altoona	0-0	7.71	2	0	0	2	0	1	2.1	4	2	2	0	0	2	0	0	0	0	.571
	Syracuse	0-1	2.89	5	0	0	2	0	0	9.1	8	4	3	1	0	4	1	9	1	0	.242
2000	—Syracuse	4-6	5.48	37	0	0	7	0	0	42.2	47	34	26	5	1	27	2	34	1	0	.278
	Iowa	0-3	7.56	9	0	0	3	0	1	16.2	25	19	14	3	2	6	1	14	2	0	.338
2001	—Arkansas	4-1	2.48	27	0	0	24	0	12	29	21	8	6	2	1	13	1	37	1	0	.200
	Salt Lake	5-1	2.40	29	0	0	12	0	1	41.1	38	11	11	4	0	8	0	50	2	0	.245
2002	—Salt Lake	4-0	3.48	25	0	0	17	0	6	33.2	27	13	13	5	2	11	0	42	0	2	.213
	Anaheim	1-1	2.17	46	0	0	11	0	1	49.2	32	13	12	2	2	19	3	54	1	0	.184
2003	—Anaheim	2-2	1.58	63	0	0	15	0	3	74	55	14	13	2	4	24	1	79	1	0	.200
Major Totals		3-3	1.82	109	0	0	26	0	4	123.2	87	27	25	4	6	43	4	133	2	0	.194

Selected by Chicago White Sox in 27th round of 1992 free agent draft.

Released by Chicago White Sox organization, April 16, 1993.

Signed by Chicago Cubs organization, June 16, 1993.

Released by Chicago Cubs organization, March 29, 1994.

Signed by independent Ohio Valley, July, 1994.

Contract purchased by Cincinnati Reds organization, March 4, 1995.

Granted free agency, Oct. 16, 1998.

Resigned by Cincinnati Reds organization, March 15, 1999.

Released by Cincinnati Reds organization, April 3, 1999.

Signed by independent Nashua, May, 1999.

Contract purchased by Tampa Bay Devil Rays organization, May 15, 1999.

Released by Tampa Bay Devil Rays organization, Aug. 12, 1999.

Signed by Pittsburgh Pirates organization, Aug. 18, 1999.

Released by Pittsburgh Pirates organization, Aug. 25, 1999.

Signed by Toronto Blue Jays organization, Aug. 26, 1999.

Released by Toronto Blue Jays organization, July 28, 2000.

Signed by Chicago Cubs organization, Aug. 10, 2000.

Granted free agency, Oct. 15, 2000.

	2003					Career						2003					Career						
	W-L	S	ERA	G	IP	ER	W-L	S	ERA	G		IP	ER	W-L	S	ERA	G	IP	ER	W-L	S	ERA	G
Anaheim	0-0-0	0.00	1	1.2	1	0-0-0	1.59	5	5.2	1	March	0-0-0	0.00	1	2.0	0	0-0-0	0.00	1	2.0	0		
Baltimore	0-1-0	1.42	5	6.1	1	0-1-0	0.84	9	10.2	1	April	0-0-0	0.00	12	15.0	0	0-0-0	1.00	15	18.0	2		
Boston	0-0-0	3.00	3	3.0	1	0-1-0	3.86	4	4.2	2	May	0-0-1	0.90	9	10.0	1	0-0-1	0.90	9	10.0	1		
Chicago	0-0-0	1.80	4	5.0	1	0-0-0	6.00	6	6.0	4	June	0-0-0	0.61	12	14.2	1	1-1-1	0.75	15	19.0	4		
Cleveland	0-0-0	9.00	2	3.0	3	1-0-0	4.50	5	6.0	3	July	1-1-1	1.50	11	12.0	2	1-1-1	0.75	21	24.0	2		
Detroit	1-0-0	2.70	3	3.1	1	0-0-0	1.42	5	6.1	1	Aug.	1-1-0	5.11	10	12.1	7	1-2-0	3.81	25	28.1	12		
Kansas City	0-0-0	2.70	3	3.1	1	0-0-0	1.42	5	6.1	1	Sept.	0-0-1	2.25	8	8.0	2	1-0-2	1.61	23	22.1	4		
Minnesota	0-0-1	0.00	4	2.0	0	0-0-1	0.00	4	5.0	0	Oct.	—	—	—	—	—	—	—	—	—			
New York	0-0-0	4.00	4	5.0	0	0-0-0	0.00	7	7.1	0	Home	1-1-2	1.45	31	37.1	6	2-1-3	1.85	55	63.1	13		
Oakland	1-1-0	4.91	8	7.1	4	2-1-0	3.00	18	18.0	6	Road	1-1-1	1.72	32	36.2	7	1-2-1	1.79	54	60.1	12		
Seattle	0-0-0	0.90	9	10.0	1	0-0-1	1.56	16	17.1	3	Day	1-0-1	1.40	17	19.1	3	1-0-2	1.08	29	33.1	4		
Tampa Bay	0-0-1	0.00	4	4.2	0	0-0-1	1.29	6	7.0	1	Night	1-2-2	1.65	46	54.2	10	2-3-2	2.09	80	90.1	21		
Texas	0-0-1	0.00	6	7.1	0	0-0-1	0.66	11	13.2	1	Grass	2-2-2	1.76	57	66.1	13	3-3-3	1.97	112	114.0	25		
Toronto	0-0-0	0.00	2	2.0	0	0-0-0	0.00	3	4.0	0	Turf	0-0-1	0.00	6	7.2	0	0-0-1	0.00	7	9.2	0		
Arizona	—	—	—	—	—	—	—	—	—	—	Pre-ASG	0-0-2	0.38	40	48.0	2	0-0-2	1.14	46	55.1	7		
Atlanta	—	—	—	—	—	—	—	—	—	—	Post-ASG	2-2-1	3.81	23	26.0	11	3-3-2	2.37	63	68.1	18		
Chicago	—	—	—	—	—	—	—	—	—	—	Starter	—	—	—	—	—	—	—	—	—			
Cincinnati	—	—	—	—	—	—	—	—	—	—	Reliever	2-2-3	1.58	63	74.0	13	3-3-4	1.82	109	123.2	25		
Colorado	—	—	—	—	—	—	—	—	—	—													
Florida	0-0-0	0.00	2	2.0	0	0-0-0	0.00	2	2.0	0													
Houston	—	—	—	—	—	—	—	—	—	—													
Los Angeles	0-0-0	0.00	3	3.2	0	0-0-0	0.00	3	3.2	0													
Milwaukee	—	—	—	—	—	—	—	—	—	—													
Montreal	0-0-0	0.00	1	2.0	0	0-0-0	0.00	1	2.0	0													
New York	—	—	—	—	—	—	—	—	—	—													
Philadelphia	0-0-0	0.00	2	2.2	0	0-0-0	0.00	2	2.2	0													
Pittsburgh	—	—	—	—	—	0-0-0	0.00	1	0.2	0													
St. Louis	—	—	—	—	—	—	—	—	—	—													
San Diego	—	—	—	—	—	—	—	—	—	—													
San Francisco	—	—	—	—	—	—	—	—	—	—													

Career Pitching at Major League Parks

	W-L-S	ERA	G	IP	ER		W-L-S	ERA	G	IP	ER
Edison Field	2-0-3	1.85	55	63.1	13	Safeco Field	0-0-0	1.59	7	5.2	1
Camden Yards	0-0-0	0.00	2	1.2	0	Tropicana Field	0-0-1	0.00	4	4.2	0
Fenway Park	0-1-0	1.69	5	5.1	1	Ballpark in Arlington	0-0-0	1.08	6	8.1	1
U.S. Cellular Field	0-1-0	3.38	2	2.2	1	Skydome	0-0-0	0.00	1	2	0
Jacobs Field	0-0-0	2.25	3	4	1	Pro Player Stadium	0-0-0	0.00	2	2	0
Comerica Park	1-0-0	8.10	3	3.1	3	Dodger Stadium	0-0-0	0.00	1	2	0
Kauffman Stadium	0-0-0	2.08	3	4.1	1	Miller Park	0-0-0	18.00	1	1	2
Metrodome	0-0-0	0.00	1	1	0	H. Bithorn Stadium	0-0-0	0.00	1	2	0
Yankee Stadium	0-0-0	0.00	3	2	0	Busch Stadium	0-0-0	0.00	1	2	0
Network Associates Col.	0-0-0	1.17	8	7.2	1						

All-Star Game Record

Year	Club, Site	W-L	ERA	G	GS	CG	SHO	SV	IP	H	R	ER	BB	SO
2003	— AL, Chi. (AL)	1-0	0.00	1	0	0	0	0	1	0	0	0	0	1

Division Series Totals

Year	Club, Opp.	W-L	ERA	G	GS	CG	SHO	SV	IP	H	R	ER	BB	SO
2002	— Ana., NYY	0-0	13.50	3	0	0	0	0	2	3	3	3	1	2

League Championship Series Totals

Year	Club, Opp.	W-L	ERA	G	GS	CG	SHO	SV	IP	H	R	ER	BB	SO
2002	— Ana., Min.	0-0	8.10	3	0	0	0	0	3.1	3	3	3	0	5

World Series Totals

Year	Club, Opp.	W-L	ERA	G	GS	CG	SHO	SV	IP	H	R	ER	BB	SO
2002	— Ana., SF	1-0	0.00	5	0	0	0	0	7.2	1	0	0	4	6

Major League Hitting Totals

AVG	AB	H	HR	RBI
—	—	—	—	—

Career Fielding

POS	PCT	G	PO	A	E	TC	DP
P	.867	109	7	6	2	15	0

Donnelly's Bests

Season	Game
Wins	2 — 2003
ERA	1.58 — 2003
IP	74 — 2003
SO	79 — 2003
SV	3 — 2003
SO	5 — vs. Sea., 7-20-02
IP	2.2 — at Tex., 6-24-02
Win Streak	1 — three times



TM



David Eckstein

Infielder

22

Bats: Right Throws: Right Ht.: 5-7 Wt.: 165
Opening Day Age: 29 Born: Jan. 20, 1975
Birthplace: Sanford, FL Resides: Sanford, FL
Acquired: Claimed off waivers from Boston Red Sox, Aug. 16, 2000
Signed Thru: 2004 Major League Service: 3 yrs

2003 Season:

- Multiple injuries limited him to 120 games, batting .252 (114/452) with 59 runs scored, 22 doubles, one triple, three home runs, 31 RBI and 16 stolen bases... .984 fielding pct. ranked second in AL among shortstops (A. Rodriguez)... One of five Angels with 10+ stolen bases... Ranked among top 10 in A.L. in sacrifice bunts (10 - T4th) and hit by pitch (15 - T6th) for third consecutive season... Struck out just once every 11.5 at-bats, fifth best ratio in A.L... Placed on 15-day disabled list, Aug. 19 (retroactive to Aug. 18) due to nerve irritation right hamstring... Marked first career stint on DL... Had MRI on lower back (inflamed nerve), Aug. 18 at Orange Imaging... Activated Sept. 9th... Batted .237 (72/304) with three home runs and 21 RBI before the All-Star Break - .284 (42/148) with no home runs and 10 RBI after the break... Best month came in July (.316, 24/76)... Went 36-for-122 (.295) with 13 runs scored after return to leadoff spot July 21... Reached base safely in 97 of 120 games played... Hit .196 (15/76) in June - the first sub-.200 month of career... Missed six games due to a deep bruise and strain in his right shoulder as a result of collision with Garret Anderson in 7th inning, July 6th at Oakland... Hit .293 (63/215) at home compared to .215 (51/237) on road... Posted season-best four hits on three occasions (May 13 at NYY, June 25 vs. Sea. & July 24 at Tex.)... Owned two season-best seven-game hit streaks... Batted leadoff in all his starts in 2002... Batted ninth 11 times in 2003, hitting .371 (13/35) with two HRs and five RBI in the slot... Posted second career leadoff home run, April 17 at Texas (Ryan Drese).

Career Highlights:

- Entering 2004, Anaheim is 35 games over .500 (198-163) when he bats in leadoff spot... Has reduced errors committed each season since 2001 (18, 14, 8)... One of only five ML shortstops to post three grand slams in a season (2002)... First player in ML history whose first two career grand slams came in consecutive games... Led A.L. in SH and HBP in each 2001 & 2002... In 2001, set club record and established major league rookie mark for hit-by-pitch (21), previously held by Frank Robinson (20 - Cincinnati in 1956)... Finished second among AL rookies to Ichiro Suzuki in average (.285), runs (82) and hits (166)... His .285 avg. in 2001 ranks second best all-time among Angel rookies (Wally Joyner, 290, 1986).

Major League Summary:

- In 2002, his .293 average tied Angels' record for highest average by shortstop (at least 100 games)... Rick Burleson hit .293 in 109 games at shortstop in 1981... Angels were 59-17 (.773) when he scored a run (24-2 when he scored two-or-more) and 8-19 (.296) when he did not reach base... 88 of his team-leading 107 runs came in Angel victories... Finished 11th in 2002 AL MVP voting, ahead of Nomar Garciaparra and Barry Zito... Led AL with 14 sac bunts... Posted career-best 15-game hit streak (.456, 31/68), Aug. 24-Sept. 8 (streak tied longest by Angel in '02, also Anderson)... Posted 34 infield hits in 2002... Four hits, Aug. 21 at New York, tying career high (third time of '02, fifth time in career)... Was hit-by-pitch 27 times (led majors)... Hit-by-pitch for 22nd time, Aug. 9 at Toronto, breaking club record (21) he set in 2001... Finished with eight HR and 63 RBI in 2002 (4 HR and 41 RBI in 153 games in '01)... 63 RBI ranked third most in majors among leadoff hitters (Soriano - NYY, Jones - MIN)... Reached base in 126 of 152 games played... 21 of 63 RBI came with bases loaded... Led majors with three grand slams... Connected for third grand slam of season, June 9 vs. Cincinnati in second inning, joining Joe Rudi (1978 & 1979) as only second Angel to post three grand slams in one season... Only Angels' shortstop to hit more than three career grand slams was Dick Schofield, who had four over three-year stretch (1985-1987)... Joined Kirby Puckett (1992) as only players 5' 8" or under in last 20 years to post three grand slams-or-more in one season... Connected for walk-off grand slam April 28 vs. Toronto (his second grand slam in as many games), the 21st player and first shortstop in ML history to post a grand slam in consecutive games... Was first walk-off grand slam by an Angel since Tim Salmon, April 4, 1997 vs. Cleveland... Eckstein became first player since Albert Belle (June 14-15, 2000) to post grand slams in consecutive games and only the second Angel to accomplish the feat (Willie Aikens, June 13-14, 1979 vs. Toronto)... Eckstein is first player in ML history whose first two career grand slams came in consecutive games... Connected for first career grand slam in fifth inning previous night, April 27 vs. Tor... Participated in 2002 MLB All-Star Series team that toured Japan in off-season and ranked second on club batting, .429 (6/14)... Named among best hit and run batters in *Baseball America's* "Best Tools" edition.
- **2002 Post-Season:** Hit safely in 13 of Anaheim's 16 post-season games (six multi-hit efforts)... Limited to three runs through first two rounds of playoffs before scoring six runs during seven games of the Fall Classic... Started three-run rally with lead-off single in third inning of Game 7 of World Series... Went 3-for-5 with three runs in Game 2 of World Series in Anaheim's 11-10 comeback win... All told, hit .294 (20/68) with nine runs and six RBI in '02 post-season.

- In 2001, began fifth professional season and first on **Angels'** major league roster, qualifying as a rookie... Named recipient of Fred Haney Award (outstanding rookie in spring training)... Finished rookie season batting .285 (166/582) with 82 runs scored, 26 doubles, two triples, four home runs, 41 RBI, 43 walks and 29 stolen bases in 153 games played... 285 clip ranked second best among Angel rookies (Wally Joyner - .290)... Led club in sacrifice hits (16), hit by pitch and stolen bases... Sac-hit total led league and set Angels' rookie mark... Hit by pitch total also led league, set club record and established major league rookie mark, previously held by Frank Robinson (20 - Cincinnati in 1956)... Set record, Sept. 28 vs. Texas... Ranked second in AL in hardest to strikeout (11.1)... Among AL rookie leaders, ranked second in average, second in multiple-hit games (45), second in runs scored, second in hits, third in total bases (208), third in doubles, fourth in stolen bases, first in walks and second in on-base percentage (.355)... Made major league debut, April 3 at Texas, as starting second baseman... Finished 1-for-3, collecting first ML hit (single to left) off Kenny Rogers in eighth inning... Hit safely in first nine games of major league career (.406, 13/32)... Career best four-hit game came July 18 at Tampa Bay and July 21 at Baltimore... 126 games at shortstop marked most by Angels' rookie since Gary DiSarcina in 1992 (157 games).

Minor League Summary:

- In 2000, spent majority of season with triple-A **Pawtucket** (Boston) of International League, batting .246 (104/422) with one home run, 31 RBI and 11 stolen bases in 119 games... Marked first season in professional career batting under .300 clip... Led Paw Sox in at-bats (422), runs (77), hit by pitch (20) and walks (60)... Ranked second on club in hits (104)... Hit combined .194 (30/155) in April and May, then batted .277 (74/267) over final three months with Pawtucket... Committed just four errors in 115 games at second base... Batted .295 (26/88) with runners in scoring position... Claimed off waivers by Angels, Aug. 16... Sent to triple-A Edmonton... Batted .346 (18/52) with 17 runs, three home runs and eight RBI in 15 games with Trappers... Hit safely in 14 of 15 games at Edmonton, including a season-best 12-game hit streak to close out 2000... Connected for three home runs in just 15 games at Edmonton (52 at-bats) as opposed to one home run in 119 games at Pawtucket (422 at-bats).
- In 1999, posted career-best .313 mark (151/483) and 109 runs with six HR, 52 RBI and 32 stolen bases in 131 games at double-A **Trenton**... .313 average marked third consecutive season above .300 plateau and 151 hits ranked fourth in Eastern League... Trenton led all minor league clubs with 92-50 record (.648)... 109 runs was third best in double-A ranks... Also led Trenton with 89 walks, 32 stolen bases and .440 on-base pct (2nd in league)... Marked third consecutive season with OBP over .400... Hit by pitch 25 times, fourth most in all of minor leagues... Had 20-game hit streak from June 20-July, batting .415 with 22 runs and nine RBI in span... Named Red Sox Minor League Player of Week, May 3-9 and Red Sox Minor League Player of Month for May hitting .441 (45/102) with 27 runs, two HR and 27 RBI... Named starting second baseman on Eastern League All-Star team and batted .353 in double-A playoffs for Trenton... Rated as best defensive second baseman in Eastern League by *Baseball America*... Committed just nine errors in 600 total chances (.985 pct)... Participated in Arizona Fall League... Named to Trenton All-Time team in 2000.
- In 1998, spent season at single-A **Sarasota** of Florida State League, establishing career bests in games (135), at-bats (503), hits (154), doubles (29), RBI (58) and stolen bases (45)... Among FSL leaders, ranked second in walks (87), third in runs, third in on-base percentage (.428), tied for fourth in games (135) and 10th in average (.306)... Committed just six errors in 588 total chances between second base and shortstop for a career-best .989 percentage... Named Player of Year for Sarasota... Named to FSL final All-Star team as utility infielder... Played in 29 games (.281, 25/89, 20 runs, 11 RBI) for Delmarva in Maryland Fall League.
- In 1997, opened professional career at rookie level **Lowell** of New York Penn League... Led Spinners with 249 at-bats, 43 runs, 75 hits, 106 total bases, four triples, 39 RBI, 33 walks and 21 stolen bases... Led all league second basemen with .971 fielding pct. (314 total chances, 9 errors) and tied for first in league with eight sac hits.

Personal/Misc.:

- David Mark Eckstein (pronounced Eck-STINE).
- Wrote autobiography entitled "Have Heart" in conjunction with Positively For Kids, Inc., a children's book that tells his story of overcoming adversity in his life... Held book signing at the Richard Nixon Library, Nov. 15, 2003.
- Honored by Court-TV as an "Everyday Hero" at 2003 Awards Luncheon... Participated in second annual Halo Winners Charity Day, Nov. 1, 2003, to help raise awareness for various Orange County children's charities.
- Took part in Angels 2002 pre-season Community Caravan... Represented Angels at Special Olympics Southern California Opening Ceremonies... Spoke at The Nixon Library's Sept. 11th Tragedy Memorial Service and took part in KABC Disaster Relief Drive at Edison Field.
- Assists Angels Community Relations with school outreach program, youth baseball clinics and Angels Boosters Blood Drive Program... Recorded public service announcement for Memorial Care to encourage exercise... Served as Kidney Association Walk Chairman in 2003.
- Invited to dinner at White House with President George W. Bush as guest of columnist George Will (along with Charles Johnson, Curt Schilling, Todd Helton and Red Sox executive Larry Lucchino), Nov. 25, 2002.
- Honored with Dick Berardino "33" Alumni Award by single-A Lowell Spinners (Boston affiliate) at Kids in Disability Sports dinner, Dec. 5, 2002.
- Served as Grand Marshal of hometown Sanford's 125-year-old annual Christmas parade, Dec. 14, 2002. Made acting debut in episode of "She Spies" along with Adam Kennedy and Scott Spiezio.
- Graduated Seminole High School (Sanford, FL) in 1993... Two-time All-State baseball selection and member of State Championship team.
- Attended Univ. of Florida (Gainesville, FL) and walked on baseball team in fall of 1994, later earning a scholarship. Was two-time All-SEC (1995-96) and first team All-American in 1996... Three-time SEC Academic Honor Roll selection (1995-97), the first two-time GTE Academic All-American in Gator history... Member of 1996 College World Series team that finished third in nation (teammate of Oakland's Mark Ellis, Pittsburgh's Josh Fogg and Los Angeles' David Ross while at Florida).
- Three siblings (Susan, Kenny and Christine) suffered kidney ailments as youngsters and required kidney transplants... Both parents (Patricia and Whitey) are teachers in Florida.
- Originally signed by Red Sox scout Luke Wrenn.

Eckstein's Lifetime Playing Record

Year	Club	AVG	G	AB	R	H	2B	3B	HR	RBI	SH	SF	HBP	BB	IBB	SO	SB	CS	GDP	SLG	OBP	E
1997	— Lowell	.301	68	249	43	75	11	4	4	39	8	1	12	33	1	29	21	5	2	426	.407	9
1998	— Sarasota	.306	135	503	99	154	29	4	3	58	1	2	22	87	3	51	45	16	8	398	.428	6
1999	— Trenton	.313	131	483	109	151	22	5	6	52	13	5	25	89	0	48	32	13	6	398	.428	9
2000	— Pawtucket	.246	119	422	77	104	20	0	1	31	9	4	20	60	0	45	11	8	8	301	.364	4
	— Edmonton	.346	15	52	17	18	8	0	3	8	0	0	5	9	0	1	5	3	0	673	.485	0
2001	— Anaheim	.285	153	582	82	166	26	2	4	41	16*	2	21*	43	0	60	29	4	11	357	.355	18
2002	— Anaheim	.293	152	608	107	178	22	6	8	63	14*	8	27*	45	0	44	21	13	7	388	.363	14
2003	— Anaheim	.252	120	452	59	114	22	1	3	31	10	4	15	36	0	45	16	5	9	325	.325	8
Major Totals		.279	425	1642	246	458	70	9	15	135	40	14	63	124	0	149	66	22	27	.360	.350	40

Selected by Boston Red Sox organization in 19th round of June, 1997 free agent draft.

Disabling Injuries: 2003 — Nerve irritation right hamstring & inflamed nerve in lower back, disabled Aug. 19 (retro to Aug. 18) — Sept. 8

	2003											Career										
	AVG	AB	H	HR	RBI	AVG	AB	H	HR	RBI	AVG	AB	H	HR	RBI	AVG	AB	H	HR	RBI		
Anaheim	.242	33	8	0	1	.307	101	31	1	5	March	.500	2	1	0	0	.333	6	2	0	0	
Baltimore	.220	41	9	0	4	.234	94	22	1	11	April	.255	106	27	1	9	.279	269	75	4	31	
Boston	.500	2	1	0	0	.278	79	22	1	7	May	.240	100	24	1	4	.260	289	75	3	22	
Chicago	.278	36	10	0	0	.287	108	31	0	6	June	.197	76	15	1	6	.264	280	74	3	26	
Cleveland	.200	10	2	0	3	.309	81	25	1	10	July	.316	76	24	0	6	.284	268	76	1	20	
Detroit	—	—	—	—	—	.313	48	15	0	1	Aug.	.260	50	13	0	5	.329	289	95	3	24	
Kansas City	—	—	—	—	—	.170	53	9	0	2	Sept.	.238	42	10	0	1	.256	219	56	1	9	
Minnesota	.297	37	11	0	4	.302	96	29	0	7	Oct.	—	—	—	—	.227	22	5	0	3		
New York	.237	59	14	0	3	.262	206	54	2	18	Home	.293	215	63	1	20	.281	790	222	7	78	
Oakland	.238	63	15	1	5	.251	191	48	2	16	Road	.215	237	51	2	11	.277	852	236	8	57	
Seattle	.250	28	7	0	1	.376	101	38	0	5	Day	.187	107	20	2	5	.263	392	103	5	26	
Tampa Bay	.311	61	19	1	6	.281	199	56	1	13	Night	.272	345	94	1	26	.284	1250	355	10	109	
Texas	.273	33	9	1	2	.294	102	30	5	17	Grass	.255	408	104	2	28	.278	1506	418	13	127	
Toronto	—	—	—	—	—	.077	13	1	0	0	Turf	.227	44	10	1	3	.294	136	40	2	8	
Arizona	—	—	—	—	—	—	—	—	—	—	Pre-ASG	.237	304	72	3	21	.261	914	239	10	84	
Atlanta	—	—	—	—	—	—	—	—	—	—	Post-ASG	.284	148	42	0	10	.301	728	219	5	51	
Chicago	—	—	—	—	—	—	—	—	—	—	Vs. LHP	.256	133	34	2	12	.289	470	136	9	50	
Cincinnati	—	—	—	—	—	.333	9	3	1	4	Vs. RHP	.251	319	80	1	19	.275	1172	322	6	85	
Colorado	—	—	—	—	—	.200	10	2	0	1	RISP	.273	88	24	0	27	.272	364	99	5	120	
Florida	—	—	—	—	—	—	—	—	—	—	Bases Loaded	.000	4	0	0	0	.226	31	7	3	24	
Houston	—	—	—	—	—	—	—	—	—	—	Pinch-hitting	.000	1	0	0	0	.400	5	2	0	0	
Los Angeles	.091	22	2	0	1	.188	69	13	0	4	DH	.182	11	2	0	0	.238	80	19	0	7	
Milwaukee	—	—	—	—	—	.462	13	6	0	3												
Montreal	.250	16	4	0	1	.250	16	4	0	1												
New York	.273	11	3	0	0	.273	11	3	0	0												
Philadelphia	.000	0	0	0	0	.000	0	0	0	0												
Pittsburgh	—	—	—	—	—	.273	11	3	0	4												
St. Louis	—	—	—	—	—	.455	11	5	0	0												
San Diego	—	—	—	—	—	.250	8	2	0	0												
San Francisco	—	—	—	—	—	.500	12	6	0	0												

Career Batting at Major League Parks

	AVG	AB	H	HR	RBI	AVG	AB	H	HR	RBI	
Edison Field	.281	790	222	7	78	Safeco Field	.226	106	24	1	3
Camden Yards	.345	55	19	1	2	Tropicana Field	.415	53	22	0	2
Fenway Park	.189	53	10	0	3	Ballpark in Arlington	.286	112	32	1	7
U.S. Cellular Field	.325	40	13	1	5	Skydome	.225	40	9	2	4
Jacobs Field	.250	60	15	0	4	Coors Field	.200	10	2	0	1
Comerica Park	.342	38	13	1	6	Dodger Stadium	.143	35	5	0	3
Kauffman Stadium	.433	30	13	0	1	Miller Park	.462	13	6	0	3
Metrodome	.185	27	5	0	1	Hiram Bithorn Stadium	.250	16	4	0	1
Yankee Stadium	.368	38	14	0	3	Busch Stadium	.455	11	5	0	0
Network Associates Col.	.184	103	19	1	8	Pacific Bell Park	.500	12	6	0	0

Career Grand Slams (3)

April 27, 2002 vs. Toronto

April 28, 2002 vs. Toronto

June 9, 2002 vs. Cincinnati

Division Series Totals

Year	Club, Opp	AVG	G	AB	R	H	2B	3B	HR	RBI	SH	SF	HBP	BB	IBB	SO	SB	CS	GDP	SLG	OBP	E
2002	— Ana., NYY	.278	4	18	2	5	0	0	0	1	1	0	1	0	0	0	1	0	0	.278	.316	0

League Championship Series Totals

Year	Club, Opp.	AVG	G	AB	R	H	2B	3B	HR	RBI	SH	SF	HBP	BB	IBB	SO	SB	CS	GDP	SLG	OBP	E
2002	— Ana., Min.	.286	5	21	1	6	0	0	0	2	0	0	1	0	0	2	0	0	0	.286	.318	1

World Series Totals

Year	Club, Opp.	AVG	G	AB	R	H	2B	3B	HR	RBI	SH	SF	HBP	BB	IBB	SO	SB	CS	GDP	SLG	OBP	E
2002	Ana., SF	.310	7	29	6	9	0	0	0	3	0	1	0	3	0	2	1	0	0	.310	.364	0

Career Fielding

POS	PCT	G	PO	A	E	TC	DP
SS	.975	389	576	1022	37	1635	224
2B	.948	14	21	34	3	58	9

Eckstein's Bests

Season	Game
AVG. 293 — 2002	4 — eight times, last, at Tex., 7-24-03
H 178 — 2002	15 — 15 times; last, vs. Sea., 6-25-03
HR 8 — 2002	5 — vs. Tor., 4-27-02
RBI 63 — 2002	2 — six times, last, vs. NYY, 4-24-03
SB 29 — 2001	15 — Aug. 24-Sept. 8, 2002



Darin Erstad

Outfielder/Infielder

17

Bats: Left **Throws:** Left **HT.:** 6-2 **WT.:** 210

Opening Day Age: 29 **Born:** June 4, 1974

Birthplace: Jamestown, ND **Resides:** Fargo, ND

Married: Jessica Bettger, Jan. 17, 2004

Acquired: Selected in first round (first pick overall) of 1995 free agent draft

Signed Thru: 2006 **Major League Service:** 7 yrs., 77 days

2003 Season:

- One of five Angels Opening Day starters who missed at least 20 games due to injury during 2003 (Brad Fullmer, Troy Glaus, David Eckstein and Bengie Molina)... Limited to just 67 games with two stints on disabled list with right hamstring tendonitis... Opted not to have surgery during off-season... On 15-day DL (retro to Aug. 7), Aug. 9 through end of season... Re-aggravated right hamstring in 8th inning Aug. 6th in Boston (Repeat MRI Aug. 8 at Cleveland Clinic with Browns' Orthopedist Dr. John Burgfield confirmed original diagnosis of right hamstring tendonitis)... Played in 1000th career game Aug. 2, eighth player in Angels' history to reach the plateau... Posted 100th career home run, July 23rd at Texas... Club was 18-9 when he scored a run... Nine-for-10 in SB attempts... Reached base in 53 of his 67 games... Despite missed time in 2003, remains all-time Interleague hits leader with 161... Hit just .219 (42/192) after initially injuring hamstring... Did not commit an error in 2003 and has committed just two errors in last 354 games in the outfield... Activated from initial stint on 15-day disabled list June 9... 407 (11/27) with six runs scored and four RBI in seven rehabilitation games at triple-A Salt Lake... Placed on 15-day DL April 26 (retroactive to April 20) with right hamstring tendonitis.

Career Highlights:

- Since the start of the 2001 season, has committed just two errors in outfield in 354 games (1,066 chances) for a .998 fielding pct... Holds the A.L. record for consecutive errorless fielding chances by an outfielder... Had 723 consecutive errorless chances from May 30, 2001 to September 22, 2002 (breaking Ken Griffey, Jr.'s record of 573, from April 16, 1992 to August 8, 1993)... One of eight players to appear in 1,000 games with Angels... Enters 2004 third on Angels all-time stolen base list with 143 (Polonia, 2nd-174)... In 2000, was recipient of Gene Autry Trophy as team MVP (voted by teammates)... .355 avg. in 2000 stands as Angels' club record... Hits total (240) ranked tied for 12th most in major league history and was most since Wade Boggs of Boston collected 240 in 1985... Became first player in major league history to record 100 RBI as leadoff batter... Previous record was 98, set by Nomar Garciaparra (1997)... Became first Angel player in club history to lead major leagues in base hits... Became first Angel to collect 200 hits, 100 runs and 100 RBI in one season in 2000... Enters 2004 as all-time Interleague hits leader with 161... Selected to represent Angels (with Troy Glaus) at 2000 Major League All-Star game in Atlanta... Marked second selection to Mid-Summer Classic and was first Angels' left fielder to be selected since Alex Johnson in 1970... Recipient of first career Rawlings Gold Glove Award® and Silver Slugger Award, presented by Louisville Slugger, that same season... Selected to first All-Star Team in 1998... First overall pick of 1995 draft out of Univ. of Nebraska.

Major League Summary:

- In 2002, Angels were 54-18 when he scored a run... Fell one run short of reaching century mark for the second time in three years (also had 99 runs in 1997)... Agreed to four-year contract extension through 2006, Aug. 3, and is one of nine Angels signed

through 2004...Committed only error (throwing) of season, Sept. 24 at Texas...Marked first error as outfielder since May 30, 2001 vs. Minnesota, a span of 238 games and 723 total chances between errors...Claimed second Rawlings Gold Glove Award® (also 2000) to become eighth Angel to win multiple Gold Glove Awards® (fourth outfielder), joining Mark Langston (5), Bob Boone (4), Bobby Knop (3), Gary Pettis (2), Devon White (2), J.T. Snow (2) and Jim Edmonds (2)...Committed just one error in 464 total chances for a .998 fielding percentage and totaled 11 assists (15th in AL)...Led Angels with 23 stolen bases...Tied career-high with five hits, Aug. 27 vs. Tampa Bay (second time, also June 9, 1998 at Arizona)...Marked 41st time an Angel has posted five hits in a game...Hit .307 (.99/323) with eight home runs and 44 RBI on the road compared to .258 (78/302) with two HR and 29 RBI at home...Collected 1,000th hit of career, June 15 at Los Angeles (single), becoming sixth Angel to accomplish feat and third active (Garret Anderson & Tim Salmon)...Was injured April 16 vs. Texas when he hit the outfield wall head first running down a second-inning triple by Frank Catalanotto...Reaggravated the injury April 19 at Oakland trying to make a diving catch in shallow center and was diagnosed with post-concussion syndrome (missed seven games)...Underwent surgery to remove the hook of the hamate bone in right hand, Dec. 5...In updating it's Book of Baseball Records, Elias Sports Bureau discovered that Darin Erstad holds the American League record for consecutive errorless fielding chances by an outfielder...Erstad had 723 consecutive errorless chances from May 30, 2001 to September 22, 2002 (breaking Ken Griffey, Jr.'s record of 573, from April 16, 1992 to August 8, 1993)...Erstad also set the single-season American League record with 458 consecutive errorless chances in the outfield (the previous A.L. single-season record was 393 by Devon White for Toronto in 1991).

Best Fielding Pct. Among Active Outfielders: (min. of 600 games in outfield)

	PCT	GMS	E	TC
Erstad, Darin	.995	681	9	1869
Hunter, Torii	.992	679	15	1872
Goodwin, Tom	.991	1064	22	2372
Glanville, Doug	.990	966	22	2275
Damon, Johnny	.990	1207	29	2929
Surhoff, B.J.	.990	861	17	1641
Williams, Bernie	.990	1626	44	4216
Cruz, Jose Jr.	.989	897	22	2073
Anderson, Garret	.989	1294	33	3046
Winn, Randy	.989	640	17	1526

Source: Elias

- **2002 Post-Season:** Caught fly ball on final out of World Series Game 7 to seal the Angels title...His 25 post-season hits tied the all-time record set by Atlanta's Marquis Grissom in 1995 and his .352 average throughout the playoffs led Anaheim regulars...Hit safely in 15 of Anaheim's 16 post-season games with eight multi-hit efforts...Had 12-game post-season hit streak snapped in Game 4 of WS...12-game post-season hit streak tied Derek Jeter (1999) for the longest hitting streak in a single post-season...Totaled 14 runs in 16 post-season games...Connected for first WS HR leading off 8th inning of Game 6 to bring Anaheim within a run during dramatic comeback win...Four of his nine World Series hits went for extra-bases (3 2B, 1 HR)...Led Anaheim batting .364 in ALCS...Collected first career post-season home run in Game 2 of ALCS vs. Minnesota (solo off Rick Reed)...Batted .421 (8/19) in Division Series vs. New York...Collected eventual game winning RBI double (8th inn.) in Game 3 (9-6 win).
- **In 2001,** completed fifth full season with **Angels**, batting .258 (163/631) with 89 runs scored, 35 doubles, one triple, nine home runs, 63 RBI, 62 walks and 24 stolen bases in 157 games...Scored 500th career run, Sept. 6 vs. Kansas City...Angels were 45-23 when he scored a run in 2001...Hit in 15 straight games (.403; 27/67), May 19-June 5, the longest by an Angel in 2001...Collected multiple home run game, July 8 at Colorado, his sixth of career...Was middle home run of three consecutive by Angels, July 26 vs. Tampa Bay (Troy Glaus & Garret Anderson)...Led club with 70 starts in second position in 2001...Reached base four times this season by way of catcher's interference...Totaled 20 clutch RBI, 11 game-tying and nine go-ahead...Average was .279 (96/344) at All-Star break and .233 (67/287) after...Posted .998 fielding percentage in 146 starts in outfield (1/409), ranking first in AL...Registered 10 outfield assists and three double plays.
- **In 2000,** completed fourth full season with **Angels**, batting .355 (240/676) with 121 runs scored, 39 doubles, six triples, 25 home runs, 100 RBI, 64 walks and 28 stolen bases in 157 games...Set personal highs in every offensive category, except doubles (tied in 1998)...Recipient of Gene Autry Trophy as team MVP (voted by teammates)...Selected to represent Angels (with Troy Glaus) at 2000 Major League All-Star game in Atlanta...Marked second selection to Mid-Summer Classic and first Angels' left fielder to be selected since Alex Johnson in 1970...Also selected to *The Sporting News* All-Star team...Recipient of first career Rawlings Gold Glove Award®...Became 13th Angel to win Rawlings Gold Glove Award® (26th award overall)...Committed three errors in 362 total chances for .992 fielding percentage in 136 starts as an outfielder...Totaled nine assists and was involved in two double plays...Selected as recipient of Silver Slugger Award, presented by Louisville Slugger...Hits total ranked tied for 12th most in major league history and was most since 240 by Wade Boggs of Boston in 1985...Collected 100 hits in Angels' first 61 games, marking fastest player to reach plateau in season since Heinie Manush of Washington Senators in 1934 (60 games)...Reached 200-hit plateau in 132 games, becoming fastest player to hit mark since Joe Medwick collected 200 in 131 games for St. Louis Cardinals in 1935 and fastest A.L. player since Al Simmons reached 200 in 125 games in 1925 with Philadelphia Athletics...144 hits at All-Star break were most since Ralph Garr (149) with Atlanta Braves in 1974...355 average was 102 points higher than 1999 mark (.253), the sixth largest average increase from previous season (based on 400 AB) in major league history...Became first player in major league history to record 100 RBI as leadoff batter...Record was 98, set by Nomar Garciaparra in 1997...Collected 48 hits in April, establishing new major league record, previously set by Dante Bichette (47) in 1998 (Colorado)...Became first Angel in club history to lead major leagues in base hits...Became first Angel to collect 200 hits, 100 runs scored and 100 RBI in season...Set club records in average, runs, hits, singles (170) and total bases...Hits record had stood for 30 years (Alex Johnson; 202 in 1970), while average and total bases records were set 17 and 21 years ago, respectively...Became third Angel in club history to record 25 HR/25 SB in season...Don Baylor (1977) and Bobby Bonds (30/30; 1977) are only other players to reach milestone...25 home runs were one shy of club record for leadoff batter (26 by Tony Phillips in 1995 and Brian Downing in 1982)...Among A.L. leaders, ranked second in average, first in multiple-hits games (77), tied for third in runs scored, first in hits and second in total bases...Registered three multiple-home run games (June 7 vs. San Francisco, June 25 vs. Minnesota & Sept. 3 at Chicago)...Posted leadoff and walkoff (11th inn.) home runs, June 25 vs. Minnesota (7-6 score)...Homered in career-best three straight games, May 26-28 & May 9-11...Hit in season-best 11 straight games, June 15-26 (.360; 18/50)...Totaled club best 128 games with hit (82%), including 25 three-hit games and five four-hit contests...Reached base safely in 143 of 157 games played (91%)...Led off game with hit 53 times...Connected for four leadoff home runs (April 5 vs. New York - David Cone; June 25 vs. Minnesota - Mark Redman; July 8 vs. Colorado - Brian Bohanon & Sept. 3 at Chicago - James Baldwin)...Batted .338 vs. LHP (9 HR), .398 vs. RHP (16 HR), .388 at home and .320 on road...Best month was April, batting .449...Hit .571 (8/14) with bases loaded...Batted .407 (37/91, 5 HR) as designated hitter...Started as DH 10 straight games, Aug. 25-Sept. 4, due to muscle spasms in left rib cage (missed four games from Aug. 19-23 due to

- injury)... Average was .384 (144/375) at All-Star break and .319 (96/301) thereafter...Named A.L. Player of the Week for May 22-28...Batted .481 (13/27) with eight runs scored, one triple, four home runs and nine RBI...Co-Player of the Week July 3-9, with Carlos Delgado of Toronto...Batted .560 (14/25) with one home run and seven RBI in seven games...Tied major league record with 12 putouts by outfielder (13th time; 10 CF, 2 LF, 1 RF). July 24 at Texas...Marks second time by left fielder (last time; Tom McBride with the Washington Senators, July 2, 1948, 12 inn.
- In 1999, completed third full season with **Angels**, batting .253 (148/585) with 84 runs scored, 22 doubles, five triples, 13 home runs, 53 RBI, 47 walks and 13 stolen bases in 142 games...Placed on 15-day disabled list, Aug. 13 (retroactive to Aug. 11) due to strained lateral collateral ligament of right knee...Injury occurred Aug. 10 vs. Cleveland on swing during third at-bat...Activated from 15-day D.L., Aug. 26...Missed final three games of season due to same injury...Led club in triples and stolen bases...Collected 500th hit of career with single in sixth inning, Sept. 7 vs. Chicago...Connected for four leadoff home runs (Sept. 20 vs. Tampa Bay, off Wilson Alvarez; July 20 vs. San Diego, off Andy Ashby; June 23 at Seattle, off John Halama & May 30 vs. Kansas City, off Jose Rosado)...Hit first career game-winning home run in 11th inning, April 26 vs. Toronto (Leadoff; off Nerio Rodriguez)...Posted .999 fielding percentage (1/711) in 78 games (72 starts) at first base and 1.000 mark (192 TC) in 69 games (68 starts) in outfield.
 - In 1998, completed second full season with **Angels**...Batted .296 (159/537) with 84 runs scored, 39 doubles, three triples, 19 home runs, 82 RBI and 20 stolen bases in 133 games...On disabled list, Aug. 10 (retroactive to Aug. 4), due to strained left hamstring...Activated from D.L., Aug. 19...Marked first D.L. stint of career...Missed additional 10 games, Sept. 3-15, after reaggravating injury...Appeared in first 111 games (109 starts), before missing Aug. 4 contest vs. Cleveland...Selected to 1998 A.L. All-Star Team...Entered contest in left field in fifth inning (replacing Kenny Lofton) and moved to center field in sixth frame of A.L.'s 13-8 victory, July 7 at Coors Field in Denver, CO...Finished 0-for-2 with run scored...Marked first career selection...Named A.L. Player of the Week for June 8-14...In six games, batted .448 (13/29) with seven runs scored, two doubles, one triple, two home runs and four RBI...Marked first such honor in career...Registered career-best 15-game hit streak, April 1-18 (.354; 23/65), in first 15 games of season...Also had streak of at least one extra-base hit snapped at nine straight games, April 7-18 (11 total; 6 2B, 3B, 4 HR)...Streak was two shy of A.L. record (11), set by Jesse Barfield, Toronto, Aug. 17-27, 1985 (8 2B, 3 3B, 1 HR)...Collected career-high five hits (5/5, 3 R, 2B, 1 RBI, 1 IBB), June 9 at Arizona...Connected for first career grand slam, May 1 vs. Chicago (6th inn.; off Tony Castillo)...Posted second multiple-HR game of career, April 11 at Cleveland...Posted three leadoff home runs (July 2 vs. San Francisco; off Kirk Rueter; June 20 vs. Texas, off Todd Van Poppel; April 11 at Cleveland, off Charles Nagy & May 9, 1997 at Milwaukee, off Cal Eldred)...Owned .996 fielding percentage (2/505) in 70 games (55 starts) at first base and .992 (1/121) mark in 72 games (70 starts) in outfield.
 - In 1997, completed first full major league season as **Angels'** first baseman...Batted .299 (161/539) with 99 runs scored, 34 doubles, four triples, 16 home runs, 77 RBI and 23 stolen bases in 139 games...Appeared only as pinch-runner in two of Angels' final 13 games due to sore right shoulder...Underwent MRI Sept. 15 which showed irregularities of labrum...Appeared in leadoff position Opening Day, the fourth different player to appear in spot in last four season openers...Led club in stolen bases...Recorded first career multiple-HR game and career-best five RBI, Sept. 8 at Toronto...Scored four runs, May 28 at Oakland, tying then-club record...Collected inside-the-park home run, May 24 at Toronto...Marked second of career (Sept. 6, 1996 at Minnesota)...Became sixth Angel to collect two such home runs (Jim Fregosi, Jose Cardenal, Rick Reichardt, Gary Pettis & Luis Polonia)...Registered first career leadoff home run, May 9 at Milwaukee (off Cal Eldred)...Collected two hits in inning, Aug. 19 vs. New York (1st inn.)...Posted .990 (11/1075) fielding percentage at first base in 126 games (120 starts), ranking ninth in A.L....Made one start and appearance in center field, June 1 vs. Minnesota...Underwent arthroscopic surgery on right shoulder, Dec. 5.
 - In 1996, began first full professional season at triple-A **Vancouver**...Had contract selected by **California**, June 14...Was optioned to Vancouver, Aug. 2, and recalled, Sept. 3...With Angels, batted .284 (59/208) with 34 runs scored, five doubles, one triple, four home runs and 20 RBI in 57 games...Made major league debut as starting center fielder, June 14 vs. Toronto (0/4, 1 R, 1 BB, 3 SO)...Opened career 0-for-10 before collecting first M.L. hit, June 16 vs. Toronto (fifth inning single to right field off Paul Quantrill)...Recorded first major league home run (Alex Fernandez), RBI, multiple-hit game, and stolen base, June 17 vs. Chicago...Collected inside-the-park home run, Sept. 6 in Minnesota (Brad Radke)...Marked 20th such home run by an Angel and first since Luis Polonia, Aug. 9, 1991 vs. Oakland...Committed three errors (two fielding) in 126 total chances (.976)...Appeared at all three outfield positions.

Minor League Summary:

- In 1996, began first full professional season at triple-A **Vancouver**...Finished with .305 (107/351) average, 63 runs scored, 22 doubles, five triples, six home runs and 41 RBI in 85 games with Canadians...Led club in average and triples...Ranked second in slugging (.447) and on-base percentages (.385) and runs scored...Had contract selected by **California**, June 14...Was optioned to Vancouver, Aug. 2, and recalled, Sept. 3.
- In 1995, began first professional season at **Mesa** (Rookie) and posted .556 (10/18) average in five games before promotion, Aug. 6 to **Lake Elsinore** (single-A)...Registered .363 (41/113) mark with 24 runs, seven doubles, three triples, five HRs and 24 RBI in 25 games with Storm...Batted .130 (3/23) with one RBI in six post season contests...Member of Tempe Ratters of Arizona Fall League...Finished second in league in average (.344) and slugging percentage (.513); third in on-base percentage (.402) and tied for fourth in hits (53).

Personal/Misc.:

- Darin Charles Erstad.
- Involved with several children's groups...Served as spokesperson for Big Brothers of Orange County...Conducted youth clinic at Riverside Community College for past six seasons (1998 - 2003)...Frequent speaker at Cal Poly Pomona Baseball Camp.
- Donated funds to refurbish Little League Fields in East Whittier (dedicated as Darin Erstad Field in 2000), Long Beach (Silverado Park, 2001) and Garden Grove (2003).
- Participated in 2003 **Chefs giving**, a Thanksgiving event to benefit Second Harvest Food Bank and Boys and Girls Clubs...Assisted Orange County Rescue Mission with Angels Holiday Food Drive...Supported Tim Salmon Golf Classic, which benefits Family Solutions and Laurel House...Active in Angels' Wives Hospital Visits to UCI Medical Center.In 1999, took part in Rod Carew's "Friends of Kiley" benefit, which raised \$30,000 for Anaheim policeman's sick child.

- Graduated Jamestown High (ND) in 1992 and was member of prep football (holds school record 50-yard field goal), hockey (36 goals 24 assists in 26 games), and track teams (110 and 300 meter hurdle state champion).
- Participated in American Legion baseball in lieu of not having high school baseball team...Batted .492 with 18 HRs and 86 RBI for Jamestown Eagles in 1992...Also posted 10-2 mark and 2.18 ERA as pitcher.
- Was named Associated Press North Dakota Athlete of the Year in 1992.
- Attended University of Nebraska and participated in baseball and football (punter and kicker)...Member of Cornhuskers' 1994 NCAA National Championship football team...In 1994, was Academic All-Big Eight in football.
- Was honored at the Nebraska/Texas football game, Nov. 2, 2002 for his involvement in Anaheim's 2002 Title.
- In 1994, Posted six Nebraska baseball records: most hits (six), runs (six), and RBI (six) in game; most hits (103) and total bases (194) in a single season (1995), and most career hits (261)...Single-game hit mark was also Big Eight record...In 1993, was Academic All-Big Eight in baseball, named Honorable Mention All-Big Eight; *Baseball America's* Top 25 Freshman and Pre-Season Big Eight Freshman of the Year.
- In baseball was honored as Cape Cod Summer League MVP; First Team All-Big Eight; *Baseball America's* Pre-Season First Team All American...Invited to USA National Baseball Trials.
- In 1995, was named First Team All American by *Collegiate Baseball* and Pre-Season First Team by *Baseball America*; Player of the Year by *College Sports Magazine*; Big Eight Co-Player of the Year...Completed .356 (261/733) average with 46 doubles, eight triples, 41 HRs, 182 RBI, and .608 slugging percentage in 176 collegiate contests...Was one of 16 finalists for Bob Smith Award, annually presented to nation's best baseball player.
- Was first Big Eight player to be selected as first overall pick in Major League Baseball Amateur Draft (June, 1995).
- Signed by Angels' scout Tom Osowski.

Erstad's Lifetime Playing Record

Year	Club	AVG	G	AB	R	H	2B	3B	HR	RBI	SH	SF	HBP	BB	IBB	SO	SB	CS	GDP	SLG	OBP	E
1995	Mesa	.556	4	18	2	10	1	0	0	1	0	0	0	1	0	1	1	0	0	.611	.579	0
	Lake Elsinore	.363	25	113	24	41	7	3	5	24	0	1	0	6	0	22	3	0	2	.611	.392	1
1996	Vancouver	.305	85	351	63	107	22	5	6	41	1	2	3	44	4	53	11	6	5	.447	.385	1
	California	.284	57	208	34	59	5	1	4	20	1	3	0	17	1	29	3	3	3	.375	.333	3
1997	Anaheim	.299	139	539	99	161	34	4	16	77	5	6	4	51	4	86	23	8	5	.466	.360	11
1998	Anaheim	.296	133	537	84	159	39	3	19	82	1	3	6	43	7	77	20	6	2	.486	.353	3
1999	Anaheim	.253	142	585	84	148	22	5	13	53	2	3	1	47	3	101	13	7	16	.374	.308	1
2000	Anaheim	.355	157	676	121	240	39	6	25	100	2	4	1	64	9	82	28	8	8	.541	.409	3
2001	Anaheim	.258	157	631	89	163	35	1	9	63	1	7	10	62	7	113	24	10	8	.360	.331	1
2002	Anaheim	.283	150	625	99	177	28	4	10	73	5	4	2	27	4	67	23	3	9	.389	.313	1
2003	Anaheim	.252	67	258	35	65	7	1	4	17	2	2	4	18	1	40	9	1	8	.333	.309	0
Major Totals		.289	1002	4059	645	1172	209	25	100	485	19	32	28	329	36	595	143	46	59	.426	.344	23

Selected by New York Mets organization in 13th round of June, 1992 free agent draft... Did not sign.

Disabling Injuries: 2003 — Right hamstring tendonitis, disabled Aug. 9-end of season.
 Right hamstring tendonitis, disabled April 26 (April 20) — June 9.
 1999 — Strained ligament right knee, disabled Aug. 11-26.
 1998 — Strained left hamstring, disabled Aug. 4-18.

	2003											Career										
	AVG	AB	H	HR	RBI	AVG	AB	H	HR	RBI	AVG	AB	H	HR	RBI	AVG	AB	H	HR	RBI		
Anaheim	—	—	—	—	—	—	—	—	—	—	—	—	—	—	—	—	—	—	—	—	—	
Baltimore	.176	17	3	0	0	.241	261	63	6	32	March	.000	4	0	0	1	.125	8	1	0	1	
Boston	.125	8	1	0	1	.258	209	54	3	17	April	.355	62	22	2	7	.320	607	194	15	76	
Chicago	—	—	—	—	—	.335	239	80	7	39	May	—	—	—	—	—	.294	681	200	26	102	
Cleveland	—	—	—	—	—	.312	234	73	5	28	June	.240	75	18	1	4	.306	801	245	22	103	
Detroit	—	—	—	—	—	.269	186	50	3	17	July	.214	103	22	1	4	.259	842	218	15	83	
Kansas City	.250	12	3	0	1	.253	245	62	8	36	Aug.	.214	14	3	0	1	.291	580	169	9	63	
Minnesota	.182	11	2	0	2	.291	251	73	8	26	Sept.	—	—	—	—	—	.270	514	139	13	57	
New York	.182	11	2	0	0	.286	238	68	4	29	Oct.	—	—	—	—	—	.231	26	6	0	0	
Oakland	.196	46	9	0	2	.278	399	111	7	36	Home	.259	143	37	1	11	.298	2049	611	42	245	
Seattle	.250	44	11	1	3	.274	379	104	9	44	Road	.243	115	28	3	6	.279	2010	561	58	240	
Tampa Bay	.286	7	2	0	0	.304	224	68	3	26	Day	.323	62	20	1	5	.268	942	271	24	104	
Texas	.352	54	19	3	6	.269	409	110	9	46	Night	.230	196	45	3	12	.269	3117	901	76	381	
Toronto	.333	6	2	0	0	.307	241	74	10	33	Grass	.251	251	63	4	17	.289	3647	1054	84	433	
Arizona	—	—	—	—	—	.438	48	21	2	6	Turf	.286	7	2	0	0	.286	412	118	16	52	
Atlanta	—	—	—	—	—	—	—	—	—	—	Pre-ASG	.272	184	50	3	15	.308	2347	722	71	321	
Chicago	—	—	—	—	—	—	—	—	—	—	Post-ASG	.203	74	15	1	2	.263	1712	450	29	164	
Cincinnati	—	—	—	—	—	.167	12	2	0	2	Vs. LHP	.302	86	26	2	7	.281	1233	346	36	175	
Colorado	—	—	—	—	—	.439	66	29	4	12	Vs. RHP	.227	172	39	2	10	.292	2826	826	64	310	
Florida	—	—	—	—	—	—	—	—	—	—	RISP	.180	50	9	0	13	.280	937	262	20	372	
Houston	—	—	—	—	—	—	—	—	—	—	Bases Loaded	.000	1	0	0	0	.313	67	21	1	59	
Los Angeles	.318	22	7	0	2	.314	159	50	4	18	Pinch-hitting	1.000	1	1	0	0	.450	20	9	0	8	
Milwaukee	—	—	—	—	—	.312	93	29	2	18	DH	—	—	—	—	—	.324	170	55	7	21	
Montreal	—	—	—	—	—	—	—	—	—	—												
New York	.500	8	4	0	0	.500	8	4	0	0												
Philadelphia	.000	12	0	0	0	.000	12	0	0	0												
Pittsburgh	—	—	—	—	—	.375	8	3	0	0												
St. Louis	—	—	—	—	—	.250	12	3	0	2												
San Diego	—	—	—	—	—	.261	69	18	3	6												
San Francisco	—	—	—	—	—	.404	57	23	3	12												

Career Batting at Major League Parks

	AVG	AB	H	HR	RBI		AVG	AB	H	HR	RBI
Edison Field	.298	2049	611	42	245	Tropicana Field	.266	109	29	1	12
Camden Yards	.200	135	27	2	15	Ballpark in Arlington	.269	219	59	6	20
Fenway Park	.283	99	28	1	11	Skydome	.343	105	36	8	22
U.S. Cellular Field	.333	105	35	3	13	Bank One Ballpark	.520	25	13	2	16
Jacobs Field	.292	130	38	3	14	Coors Field	.382	34	13	2	6
Tiger Stadium	.167	42	7	1	4	Dodger Stadium	.274	73	20	3	6
Comerica Park	.259	54	14	1	4	County Stadium	.317	41	13	2	7
Kauffman Stadium	.260	127	33	6	24	Miller Park	.500	16	8	0	7
Metrodome	.241	133	32	4	10	Shea Stadium	.333	3	1	1	1
Yankee Stadium	.264	106	28	2	13	Busch Stadium	.250	12	3	0	2
Network Associates Col.	.292	195	57	3	19	Qualcomm Stadium	.281	32	9	1	2
Kingdome	.323	65	21	3	8	3Com Park	.357	14	5	0	2
Safeco Field	.224	125	28	3	10	Pacific Bell Park	.364	11	4	0	2

Career Multiple-Home Run Games (7)

June 24, 2002 at Texas
Sept. 3, 2000 at Chicago
Sept. 8, 1997 at Toronto

July 8, 2001 at Colorado
June 7, 2000 vs. San Francisco

June 25, 2000 vs. Minnesota
April 11, 1998 at Cleveland

Career Grand Slams (1)

May 1, 1998 vs. Chicago

All-Star Game Record

Year	Club	Site	AVG	G	AB	R	H	2B	3B	HR	RBI	SH	SF	HBP	BB	IBB	SO	SB	CS	GDP	SLG	OBP	E
1998	Ana.	Col.	.000	1	2	1	0	0	0	0	0	0	0	0	0	0	0	0	0	0	.000	.000	0
2000	Ana.	Atl.	.000	1	2	0	0	0	0	0	1	0	0	0	0	0	0	0	0	0	.000	.000	0
Totals			.000	2	4	1	0	0	0	0	1	0	0	0	0	0	0	0	0	0	.000	.000	0

Division Series Totals

Year	Club	Opp	AVG	G	AB	R	H	2B	3B	HR	RBI	SH	SF	HBP	BB	IBB	SO	SB	CS	GDP	SLG	OBP	E
2002	Ana.	NYG	.421	4	19	4	8	2	0	0	2	1	0	0	0	0	1	1	0	2	.526	.421	0

League Championship Series Totals

Year	Club	Opp.	AVG	G	AB	R	H	2B	3B	HR	RBI	SH	SF	HBP	BB	IBB	SO	SB	CS	GDP	SLG	OBP	E
2002	Ana.	Min.	.364	5	22	4	8	0	0	1	2	0	0	0	0	0	3	1	0	0	.500	.364	0

World Series Totals

Year	Club	Opp.	AVG	G	AB	R	H	2B	3B	HR	RBI	SH	SF	HBP	BB	IBB	SO	SB	CS	GDP	SLG	OBP	E
2002	Ana.	SF	.300	7	30	6	9	3	0	1	3	1	1	0	1	0	4	1	0	0	.500	.313	1

Career Fielding

POS	PCT	G	PO	A	E	TC	DP
OF	.995	681	1815	45	9	1869	12
1B	.994	294	2210	151	14	2375	207

Erstad's Bests

Season	Game
AVG. .355 — 2000	5 — vs. TB, 8-27-02 & at Ari., 6-9-98
H 240 — 2000	2 — 7 times, last, at Tex., 8-27-02
HR 25 — 2000	5 — 4 times, last, vs. SF, 6-7-00
RBI 100 — 2000	2 — 9 times, last, vs. LA, 6-29-03
SB 28 — 2000	15 — May 19-June 2001 & April 1-18, 1998
Hit Streak	

ANGELS



Kelvim Escobar

Right-Handed Pitcher

45

Bats: Right Throws: Right Ht.: 6-1 Wt.: 210
Opening Day Age: 27 Born: April 11, 1976
Birthplace: La Guaria, VZ Resides: Caracas, VZ
Acquired: Signed as free agent, Nov. 24, 2003
Signed Thru: 2006 Major League Service: 6 years, 40 days

2003 Season:

- With **Toronto**, was 13-9 with one complete game, one shutout, four saves and 4.29 ERA in 41 games, 26 starts...Set career bests in IP (180.1) and strikeouts (159)...Made 26 consecutive starts after starting season in bullpen...First 15 appearances came in relief...As reliever, posted 1-1 record with four saves and 7.79 ERA...Converted four saves in five opportunities...Last save came May 4 vs. Texas, tossing 3 IP which was longest relief outing since July 19, 2001 vs. Boston...Marked first career three-inning save...Over final three relief outings, allowed just one hit in seven innings of work and struck out 10...As starter, went 12-8 with one complete game, one shutout and 3.92 ERA...Received 4.31 runs support per start, lowest on starting staff...Had 16 quality starts, going 11-1 with four no-decisions in those outings...May 18 at KC, made first start after making 92 consecutive relief appearances...On May 23 at NYY, won first game as a starter since Aug. 25, 2001 at Baltimore...June 8 at Cincinnati, matched career best with four-hit, complete game shutout (5-0)...June 13 vs. Cubs, recorded fourth career 10-plus strikeout game...In two starts, June 8-13, pitched career-best 17 scoreless innings...Won four straight decisions from July 18-Aug. 14 to match career-high...Finished season winning each of last three starts...Sept. 24 vs. TB, struck out 10 for fifth career 10-plus strikeout game...Worked seven or more innings in 11 of last 18 outings...On road, was 8-2 with 2.76 ERA (84.2 IP), while at home, went 5-7 with 5.64 ERA (95.2 IP)...At 2.76, had 4th lowest ERA on road...From June 8-August 29 won six straight decisions on road...Allowed three home runs away from SkyDome and 12 at home.

Career Highlights:

- Has converted 58 of 72 career save opportunities...Has recorded five career 10-plus strikeout games...Has captured one AL Player of Week Award (2001) and one AL Rolands Relief Pitcher of Month Award (Sept. 2002)...Is only Blue Jays pitcher to be ranked in top 10 in franchise history for both wins (9th) with 58 and saves (4th) with 58...26-30 with 18 saves and 5.34 ERA in career before all-star break and 32-25 with 40 saves and 3.87 ERA after...Tossed no-hitter with Medicine Hat in 1995.

Major League Summary:

- In **2002** with **Jays**, went 5-7 with career-high 38 saves (46 chances) and 4.27 ERA in first full season as closer...Pitched in career-high 76 games, fifth in AL...38 saves, which ranked fifth in AL, were second most in franchise history behind only Duane Ward's 45 in 1993...Converted seven consecutive save opportunities on three different occasions...Recorded 24 saves after all-star break in 28 opportunities...In September, recorded 11 saves matching Billy Koch's club mark for most saves in month set in August of 1999...Pitched three straight days six times, four straight days three times...Sept. 8-14, worked in six-straight games over seven days (4 saves, 1 blown save)...Retired 51 of 76 first batters faced...From Aug. 4 through Sept. 29 recorded 18 saves in final 20 opportunities...Named AL Rolands Relief Pitcher of Month for September...Worked in four of six Blue Jays shutouts and saved three of them...Second in AL with 68 games finished and tied for second among AL relievers with 85 strikeouts.
- In **2001** with **Toronto**, was 6-8 with one complete game, one shutout and 3.50 ERA in 59 games, 11 starts...As a starter, was 4-4 with 3.18 ERA and 2-4 with 3.88 ERA as reliever...Opened season in relief posting 1.56 ERA in 17 games with seven holds through May 10...At All-Star break was 0-4 with 4.89 ERA...After break, went 6-4 with ERA of 2.70 in 19 games, 11 starts...Posted eight scoreless outings from July 8-24 and totaled 13 scoreless innings...Was then moved into starting rotation...Lost his first start on July 28 vs. New York...Won four of his next five starts from August 3-25 to tie career-high win streak...Posted ERA of 1.45 in those starts...Pitched 16.1 consecutive scoreless innings from August 9-20...On August 25 in Baltimore, tossed five-hit shutout in a 9-0 win, fifth career complete game and second shutout...Earned Co-AL Player of Week Award for week of August 20-26 - was 2-0 in two starts with 1.04 ERA with a shutout, three walks and 15 strikeouts in 17.1 innings...In August, was 4-0, 1.71 ERA (42 IP-8 ER)...Allowed only three home runs in his last 82 innings pitched after five in first 44 innings...With runners on base allowed .198 (35-177) batting average, third lowest mark in AL...Overall opponents hit .204, lowest clip of career.
- In **2000** with **Blue Jays**, finished 10-15 with three complete games, one shutout, two saves and 5.35 ERA in 43 games, 24 starts...Split season between starting rotation and bullpen...First 24 appearances were starts as he went 7-13 with 5.42 ERA...Appeared in relief August 15, breaking stretch of 30 consecutive starts dating back to August 28, 1999...In relief, was 3-2 with two saves and 4.94 ERA in 19 games...Threw first complete game of season on April 22 in 8-2 win over Yankees...Finished April 2-3 with 3.98 ERA...Tossed second complete game and struck out season-high 10 batters, June 4 in Florida...Tossed first career shutout on June 21 vs. Detroit in 6-0 win, third complete game of season and fourth career...Lost four straight starts from July 25-August 11 - in those four starts allowed 22 earned runs in 24 innings on 23 hits and 16 walks...Then moved to bullpen and made his first appearance on August 15 vs. Anaheim.

- In 1999 with **Toronto**, posted career-high 14 wins against 11 losses in 33 games, 30 starts with 5.69 ERA...14 wins were second on club to David Wells' 17...Opened season 2-0 in April despite posting 5.52 ERA in five starts...In May was 2-2 with 6.21 ERA after posting one quality start in five outings...In June was 3-3 with 4.89 ERA...Tossed one complete game, July 30 at Detroit (career-high 132 pitches)...Made three appearances in relief in August and was 0-0 with one earned run in six innings...Had made 34 consecutive starts since August 1998... Returned to rotation to begin September and responded with 4-2 record and ERA of 4.64 which was lowest of any month.
- In 1998 with **Blue Jays**, was 7-3 with 3.73 ERA in 22 games, 10 starts... Started season in bullpen and allowed runs in five of his first six games and was placed on disabled list April 16 with right elbow inflammation...Joined **Syracuse** on rehab assignment, going 0-0 with a save in two games (2 IP, 0 ER)...Recalled and activated from DL on May 6...Earned first win of season that night at Anaheim with 1.1 scoreless innings...Opted to join **Syracuse** on May 31...At Syracuse, made one relief appearance and joined starting rotation making 10 starts...In the 10 starts was 2-2 with a 3.95 ERA and struck out 62 in 57 IP...Recalled to Toronto on August 1 and inserted into starting rotation...Received no-decision in first ML start, August 5 at Texas (7 IP - 2 ER)...Did not allow more than two earned runs in first six ML starts...First win as a starter was August 17 in 4-2 win at Oakland...Struck out career-high 11 on August 22 in Anaheim but lost 5-1 (7 IP, 2 ER)... Won four consecutive starts from August 27 - September 20... As starter, was 6-2 with 2.35 ERA and held opponents to a .210 average...In relief, was 1-1 with a 12.66 ERA.
- In 1997, made ML debut posting 3-2 record with 2.90 ERA and 14 saves in 27 games to lead all AL rookies...14 saves marked second most ever by **Blue Jays** rookie- 17 by Darren Hall in 1994...Opened season on disabled list after arthroscopic surgery in March to remove loose bodies in right elbow...First pitched in May with single-A **Dunedin** on medical rehab assignment from double-A **Knoxville**...Went 0-1 in three games (two starts) with 3.75 ERA...Recalled to Knoxville and activated from disabled list, June 28... Started five games (2-1, 3.70) before joining Toronto...Won ML debut on June 29 at Baltimore allowing one run over 4.1 innings of relief (2 H, 1 ER, 3 BB, 5 SO)...First ML strikeout was Brady Anderson...Prior to joining Toronto had made just three career appearances in relief in minors...July 13 in Boston, recorded first major league save in 3-2 win (0.2 IP)...Then recorded saves in his next seven games...Eight consecutive saves was two short of club record 10 held by Duane Ward (1991) and Darren Hall (1994)...First blown save came in 11th opportunity on August 24 at KC in 13 inning 11-8 win... Finished season 14-17 in save opportunities.

Minor League Summary:

- In 1996, combined to post 12-9 record with 3.56 ERA between **Dunedin** and **Knoxville** (with 157 strikeouts in 164.1 innings)...157 strikeouts tied for tops in organization...Opened season with Dunedin posting 9-5 record with 2.69 ERA in 18 starts...Earned organizational Pitcher of Month award in May going 5-1 with 2.72 ERA...Struck out 11 batters in two-hit complete game, June 4 vs. St. Petersburg...Selected to Florida State League All-Star team...Named second best prospect in FSL by *Baseball America*...Promoted to Knoxville July 11...Started 10 games for Smokies going 3-4 with 5.33 ERA...Selected to Howe Sportsdata 1996 All-Teen Team... Selected as fourth best prospect in organization by *Baseball America*...Was 5-0 with 0.92 ERA for Lara in Venezuelan Winter League.
- In 1995, began year in **Dominican Summer League** before joining **Medicine Hat** at start of Pioneer League season...Was fourth in strikeouts (75)...Struck out average of 9.74 batters every nine innings, ranking second among league starters...Struck out season-high 11 July 2 in Lethbridge (6 IP, 1 H, 0 R)...Threw a no-hitter on July 20th (G1), a 2-0 win against Ogden (4 BB, 7 SO)...Was 2-1 with 2.64 ERA through July 7...Started two Pioneer League playoff games (0-2, 1.50 ERA, 12 IP, 11 H, 2 ER, 7 BB, 15 SO).
- In 1994, was recipient of R. Howard Webster Award as team MVP with **Gulf Coast League Jays**...Ranked fourth among starters in strikeouts per nine innings (9.00)...In five July games, was 3-0 with 1.50 ERA.
- In 1993, made professional debut at age of 17 with Blue Jays Santo Domingo team in **Dominican Summer League**...Was 2-1 with 4.13 ERA and 31 strikeouts in 33 IP...Made seven starts and one relief outing.

Personal/Misc.:

- Kelvinn Jose Escobar (Bolivar).
- Named second best prospect in FSL by *Baseball America* in 1996...Selected to Howe Sportsdata 1996 All-Teen Team...Selected as fourth best prospect in Jays organization by *Baseball America*.
- Was originally signed by Blue Jays scout Epy Guerrero.

Escobar's Lifetime Pitching Record

Year	Club	W-L	ERA	G	GS	CG	GF	SHO	SV	IP	H	R	ER	HR	HBP	BB	IBB	SO	WP	BK	BA
1993	—DSL Blue Jays	2-1	4.13	8	7	0	0	0	0	32.2	34	17	15	2	1	25	0	31	4	0	.270
1994	—GCL Blue Jays	4-4	2.35	11	10	1	1	0	0	65	56	23	17	1	2	18	0	64	5	3	.237
1995	—DSL Blue Jays	0-1	1.72	3	2	0	0	0	0	16	14	3	3	0	0	5	0	20	0	0	.226
	—Medicine Hat	3-3	5.71	14	14	1	1	1	0	89.1	86	47	44	6	6	33	0	75	4	4	.253
1996	—Dunedin	9-5	2.69	18	18	1	1	0	0	110.1	101	44	33	5	3	33	0	113	6	2	.240
	—Knoxville	3-4	5.33	10	10	0	0	0	0	54	61	36	32	7	1	24	0	44	7	1	.288
1997	—Dunedin	0-1	3.75	3	2	0	0	0	0	12	16	9	5	0	1	3	0	16	1	0	.327
	—Knoxville	2-1	3.70	5	5	1	1	0	0	24.1	20	13	10	1	2	16	0	31	1	2	.222
	—Toronto	3-2	2.90	27	0	0	23	0	14	31	28	12	10	1	0	19	2	36	0	0	.237
1998	—Toronto	7-3	3.73	22	10	0	2	0	0	79.2	72	37	33	5	0	35	0	72	0	0	.237
	—Syracuse	2-2	3.77	13	10	0	2	0	1	59.2	51	26	25	7	4	24	0	63	3	0	.229
1999	—Toronto	14-11	5.69	33	30	1	2	0	0	174	203	118	110	19	10	81	2	129	6	1	.293
2000	—Toronto	10-15	5.35	43	24	3	8	1	2	180	186	118	107	26	3	85	3	142	4	0	.267
2001	—Toronto	6-8	3.50	59	11	1	15	1	0	125	93	51	49	8	3	52	5	121	2	0	.204
2002	—Toronto	5-7	4.27	76	0	0	68	0	38	78	75	39	37	10	5	44	6	85	4	0	.246
2003	—Toronto	13-9	4.29	41	26	1	12	1	4	180.1	189	94	86	15	9	78	3	159	9	0	.270
M.L. Totals		58-55	4.58	301	101	6	130	3	58	849	846	469	432	84	30	394	21	744	25	1	.258

Originally signed by Toronto as non-drafted free agent, July 3, 1992.

Disabling Injuries: 1998 — Right elbow inflammation, disabled April 16-May 6

2003 Career										2003 Career											
W-L-S	ERA	G	IP	ER	W-L-S	ERA	G	IP	ER	W-L-S	ERA	G	IP	ER	W-L-S	ERA	G	IP	ER		
Anaheim	1-0-1	0.00	3	13.1	0	5-3-5	2.36	21	61	16	March	—	—	—	—	—	—	—	—	—	
Baltimore	3-1-0	3.94	5	32	14	10-2-9	3.77	29	105	44	April	1-1-3	13.06	12	10.1	15	6-5-6	5.82	52	106.2	69
Boston	1-0-0	2.12	5	17	4	5-5-2	5.17	31	71.1	41	May	1-1-1	1.83	6	19.2	4	6-12-6	5.54	45	113.2	70
Chicago	0-1-0	3.09	2	11.2	4	1-8-1	7.55	15	47.2	40	June	3-3-0	3.24	6	41.2	15	12-11-6	4.61	43	142.2	73
Cleveland	1-0-0	3.38	1	8	3	3-1-3	3.69	12	39	16	July	1-1-0	4.50	6	36	18	8-7-10	4.22	47	147	69
Detroit	—	—	—	—	—	4-0-8	2.08	14	43.1	10	Aug.	4-2-0	4.22	6	42.2	20	13-13-13	3.84	54	178.1	76
Kansas City	1-0-0	2.25	2	4	1	6-2-4	3.24	20	50	18	Sept.	3-1-0	4.20	5	30	14	13-11-17	4.23	59	159.2	75
Minnesota	0-1-1	45.00	2	1	5	3-5-1	6.75	12	37.1	28	Oct.	—	—	—	—	—	0-0-0	0.00	1	1	0
New York	1-2-1	9.82	6	18.1	20	4-6-6	5.53	30	81.1	50	Home	5-7-1	5.64	22	95.2	60	29-28-32	4.20	158	448.1	209
Oakland	0-1-0	15.19	1	5.1	9	2-4-2	4.54	14	37.2	19	Road	8-2-3	2.76	19	84.2	26	29-27-26	5.01	143	400.2	223
Seattle	1-1-0	4.85	2	13	7	2-5-3	5.54	18	50.1	31	Day	5-5-1	4.96	16	65.1	36	19-18-17	4.76	102	266.2	141
Tampa Bay	1-0-1	2.76	5	16.1	5	5-6-7	5.92	32	83.2	55	Night	8-4-3	3.91	25	115	50	39-37-41	4.50	199	582.1	291
Texas	1-0-0	5.40	3	10	6	1-2-2	4.35	18	39.1	19	Grass	8-2-1	2.84	16	82.1	26	23-19-23	4.39	113	324	158
Toronto	—	—	—	—	—	—	—	—	—	—	Turf	5-7-3	5.51	25	98	60	35-36-35	4.70	188	525	274
Arizona	—	—	—	—	—	0-1-0	13.50	2	1.1	2	Pre-ASG	5-6-4	4.72	27	87.2	46	26-30-18	5.34	153	409.2	243
Atlanta	—	—	—	—	—	0-0-0	7.88	2	8	7	Post-ASG	8-3-0	3.88	14	92.2	40	32-25-40	3.87	148	439.1	189
Chicago	1-0-0	1.08	1	8.1	1	1-0-0	1.08	1	8.1	1	Starter	12-8-0	3.92	26	163	71	43-38-0	4.55	101	620.2	314
Cincinnati	1-0-0	0.00	1	9	0	1-0-0	0.00	1	9	0	Reliever	1-1-4	7.79	15	17.1	15	15-17-58	4.65	200	228.1	118
Colorado	—	—	—	—	—	1-0-1	9.00	2	2	2											
Florida	—	—	—	—	—	1-0-0	2.13	4	12.2	3											
Houston	—	—	—	—	—	—	—	—	—	—											
Los Angeles	—	—	—	—	—	—	—	—	—	—											
Milwaukee	—	—	—	—	—	0-0-2	0.00	2	2	0											
Montreal	0-1-0	3.86	1	7	3	2-3-1	5.50	12	34.1	21											
New York	1-0-0	0.00	1	9	0	0-0-0	3.00	2	3	1											
Philadelphia	—	—	—	—	—	1-1-0	2.57	5	14	4											
Pittsburgh	—	—	—	—	—	—	—	—	—	—											
St. Louis	0-1-0	6.00	1	6	4	0-1-0	6.00	1	6	4											
San Diego	—	—	—	—	—	—	—	—	—	—											
San Francisco	—	—	—	—	—	0-0-1	0.00	1	1.1	0											

Career Pitching at Major League Parks

W-L-S	ERA	G	IP	ER	W-L-S	ERA	G	IP	ER		
Bank One Ballpark	0-1-0	13.50	2	1.1	2	Jacobs Field	1-0-2	4.61	6	13.2	7
Great American Ballpark	1-0-0	0.00	1	9	0	Tiger Stadium	2-0-1	4.63	3	11.2	6
Pro Player Stadium	1-0-0	2.00	1	9	2	Comerica Park	0-0-3	0.00	3	3	0
Olympic Stadium	0-1-0	10.29	4	7	8	Kauffman Stadium	2-1-2	4.34	10	29	14
Hiram Bithorn Stadium	0-0-0	0.00	1	2	0	Metrodome	2-2-1	6.23	6	21.2	15
Shea Stadium	0-0-0	3.00	2	3	0	Yankee Stadium	4-6-6	5.53	30	81.1	50
Veterans Stadium	1-1-0	3.38	4	8	3	Network Associates Col.	1-1-1	1.59	6	11.1	2
Busch Stadium	0-1-0	5.00	1	6	4	Kingdome	1-0-0	10.29	1	7	8
Edison Field	2-3-1	3.34	10	29.2	11	Saleco Field	1-1-1	4.63	6	23.1	12
Camden Yards	6-0-5	2.52	15	60.2	17	Tropicana Field	2-4-2	8.45	13	33	31
Fenway Park	3-3-2	5.20	18	45	26	Ballpark in Arlington	0-1-1	3.68	7	14.2	6
U.S. Cellular Field	1-4-1	10.90	8	17.1	21	Skydome	29-28-32	4.20	157	447.2	209

Major League Hitting Totals

AVG	AB	H	HR	RBI
.071	14	1	0	1

Career Fielding

POS	PCT	G	PO	A	E	TC	DP
P	.956	301	41	67	5	113	5

Escobar's Bests

Season	Game
Wins	14 — 1999
ERA	2.90 — 1997
IP	180.1 — 2003
SO	159 — 2003
CG	3 — 2000
SHO	1 — 2000, 2001, 2003
SAVES	38 — 2002
SO	11 — at Ana., 8-22-98
IP	9 — six times, last, at Cin., 6-8-03
Low Hit	4 — at Cin., 6-8-03
Win Streak	4 — three times, last, July 18-Aug. 14, 2003



Chone Figgins

Infielder/Outfielder

9

Bats: Switch Throws: Right Ht.: 5-8 Wt.: 155
Opening Day Age: 26 Born: Jan. 22, 1978
Birthplace: Leary, GA Resides: Seffner, FL
Acquired: From Colorado Rockies in exchange for OF Kimera Barteel, July 13, 2001
Signed Thru: 2004 Major League Service: 145 days

2003 Season:

- Split season between triple-A **Salt Lake** and **Anaheim**...In three stints with Angels, batted .296 (71/240) with 34 runs scored, nine doubles, four triples, 27 RBI and 13 stolen bases...One of five Angels with 10-or-more SBs...Hit safely in 19 of last 25 games...Batted 412 (21/51) with runners in scoring position...Had career-high eight-game hit streak, Sept. 2-9...Finished month of August with .392 (31/79) average, highest in major leagues for the month...Collected career-best four hits, Aug. 20 at Chicago...Has hit safely in 35 of 45 starts after final recall Aug. 9th (.306, 56/183), with 16 multi-hit games...Angels were 20-9 when he scored a run...Posted career-high three RBI, Aug. 11 vs. Chicago and Aug. 17 vs. Det...Made 58 starts with Angels (38 at CF, 12 at 2B, 6 at SS, 1 at LF and 1 at DH)...Had never appeared in outfield in ML prior to 2003...Hit .312 (89/285) with 55 runs, 14 doubles, 15 triples, 4 HR, 30 RBI and 16 SBs in 68 games with Salt Lake...15 triples at Salt Lake led Pacific Coast League and were the third most ever by an Angels' triple-A player (he is also second with 18 triples in 2002)...Hit safely in 10 of final 12 games with Stingers, batting .358 (19/53).

Major League Summary:

- In **2002**, had contract selected from triple-A **Salt Lake**, Aug. 22, replacing Tim Salmon on roster, and appeared as pinch-runner in 10 of 15 games with Angels (scoring two game-winning runs, one go-ahead run)...Made first major league start (second base), Sept. 15 vs. Texas, collecting first ML hit and RBI (single off Aaron Myette)...Flew out to left field in first ML at-bat, Aug. 31 vs. Baltimore...Made major-league debut, Aug. 25 at Boston as pinch-runner and scored game-winning run in 8th inning...One of five Angels to make ML debut in 2002...Scored four runs in six games during post-season...After conclusion of post-season, played for Scottsdale Scorpions of Arizona Fall League.

Minor League Summary:

- In **2002**, began sixth professional season at triple-A **Salt Lake**...Batted .305 (156/511) in 125 games for Salt Lake...Tabbed by *Baseball America* as the Best Baserunner and Fastest Baserunner of the Pacific Coast League...At the time of promotion (Aug. 22), was leading Pacific Coast League with 18 triples, 100 runs scored and 39 stolen bases (tied with Memphis' Chad Myers)...Also ranked fourth in hits (156)...Triples and stolen base marks set new franchise records (old marks were 10 triples and 35 stolen bases)...Had 20-game hit streak, June 6-26, batting .383 (31/81)...Also reached base in 22-straight games, June 6-28...Had hit streaks of 14, 9, 8 and 7 games...Named as organization's Player of the Month for July after batting .340 (35/103) with 24 runs, three doubles, five triples, one home run, 18 RBI and nine stolen bases in 25 games.
- In **2001**, began season with double-A **Carolina** (Rockies), batting .220 (73/332) in 86 games for Mudcats...Acquired by **Anaheim** in exchange for OF Kimera Barteel, July 13, 2001, and assigned to double-A Arkansas...Posted .268 (37/138) average in 39 games for Travelers.
- In **2000**, led Carolina League in triples (14), runs (92) and ranked second in hits (145) and at-bats (522), third in stolen bases (37) and games (134) and eighth in average (.278)...Named to Carolina League All-Star team...Selected Carolina League Player of Week (June 15-21) after hitting .500 with two doubles, five steals and five RBI...Hit three triples in game, June 7, 2000.
- In **1999**, set then career-highs in games, at-bats, runs, hits, doubles, sac-hits, walks and strikeouts.
- In **1998**, ranked fifth in Northwest League in stolen bases (25)...Selected to Northwest League All-Star team at shortstop...In professional debut in 1997, led Arizona League in triples (6) and ranked third in stolen bases (30) and fourth in games (54).

Personal/Misc.:

- Desmond DeChone Figgins (first name is pronounced like Shawn).
- Attended Brandon (FL) High School, where he was third-team High School All-American as 1997 senior and first team All-Conference as both a junior and senior...Named second team All-Conference as sophomore and voted team MVP in 1996.
- In January 2003, participated in Major League Baseball's Rookie Career Development seminar that occurs each off-season in Virginia...Had the opportunity to visit the White House.
- Originally signed by Rockies scout Pat Jones.

Figgins' Lifetime Playing Record

Year	Club	AVG	G	AB	R	H	2B	3B	HR	RBI	SH	SF	HBP	BB	IBB	SO	SB	CS	GDP	SLG	OBP	E
1997	— Rockies (ASL)	.280	54	214	41	60	5	6★	1	23	0	2	3	35	0	51	30	13	2	.374	.386	40
1998	— Portland	.283	69	269	41	76	9	3	1	26	6	1	2	24	0	56	25	4	3	.349	.345	16
1999	— Salem	.239	123	444	65	106	12	3	0	22	14	2	3	41	0	86	27	13	5	.279	.306	45
2000	— Salem	.278	134	522	92★	145	26	14★	3	48	6	5	1	67	0	107	37	19	7	.398	.358	28
2001	— Carolina	.220	86	332	41	73	14	5	2	25	6	2	2	40	2	73	27	8	0	.310	.306	16
	— Arkansas	.268	39	138	21	37	12	2	0	12	3	3	0	14	0	26	7	2	0	.384	.329	10
2002	— Salt Lake	.305	125	511	100	156	25	18★	7	62	6	10	0	53	1	83	39	8	0	.466	.364	23
	— Anaheim	.167	15	12	6	2	1	0	0	1	0	0	0	0	0	5	2	1	1	.250	.167	1
2003	— Salt Lake	.312	68	285	55	89	14	15	4	30	2	2	3	29	1	36	16	6	4	.509	.379	17
	— Anaheim	.296	71	240	34	71	9	4	0	27	6	4	0	20	0	38	13	7	1	.367	.345	3
Major Totals		.290	86	252	40	73	10	4	0	28	6	4	0	20	0	43	15	8	2	.361	.337	4

Selected by Colorado Rockies in 4th round of June, 1997 free agent draft.

	2003					Career					2003					Career						
	AVG	AB	H	HR	RBI	AVG	AB	H	HR	RBI	AVG	AB	H	HR	RBI	AVG	AB	H	HR	RBI		
Anaheim	—	—	—	—	—	—	—	—	—	—	—	—	—	—	—	—	—	—	—	—	—	—
Baltimore	.500	4	2	0	0	.400	5	2	0	0	March	—	—	—	—	—	—	—	—	—	—	—
Boston	—	—	—	—	—	.000	0	0	0	0	April	.294	34	10	0	2	.294	34	10	0	2	April
Chicago	.429	28	12	0	5	.429	28	12	0	5	May	.600	5	3	0	1	.600	5	3	0	1	May
Cleveland	.333	3	1	0	0	.333	3	1	0	0	June	.000	2	0	0	0	.000	2	0	0	0	June
Detroit	.370	27	10	0	9	.370	27	10	0	9	July	.125	16	2	0	0	.125	16	2	0	0	July
Kansas City	.276	29	8	0	3	.276	29	8	0	3	Aug.	.392	79	31	0	16	.388	80	31	0	16	Aug.
Minnesota	.333	27	9	0	3	.333	27	9	0	3	Sept.	.240	104	25	0	8	.235	115	27	0	9	Sept.
New York	—	—	—	—	—	—	—	—	—	—	Oct.	—	—	—	—	—	—	—	—	—	—	Oct.
Oakland	.227	44	10	0	1	.227	44	10	0	1	Home	.299	117	35	0	11	.291	127	37	0	12	Home
Seattle	.205	39	8	0	2	.205	44	9	0	2	Road	.293	123	36	0	16	.288	125	36	0	16	Road
Tampa Bay	.500	4	2	0	1	.333	6	2	0	1	Day	.260	77	20	0	11	.253	79	20	0	11	Day
Texas	.273	33	9	0	3	.270	37	10	0	4	Night	.313	163	51	0	16	.306	173	53	0	17	Night
Toronto	—	—	—	—	—	—	—	—	—	—	Grass	.293	222	65	0	23	.289	232	67	0	24	Grass
Arizona	—	—	—	—	—	—	—	—	—	—	Turf	.313	18	6	0	4	.300	20	6	0	4	Turf
Atlanta	—	—	—	—	—	—	—	—	—	—	Pre-ASG	.259	54	14	0	3	.259	54	14	0	3	Pre-ASG
Chicago	—	—	—	—	—	—	—	—	—	—	Post-ASG	.306	186	57	0	24	.298	198	59	0	25	Post-ASG
Cincinnati	—	—	—	—	—	—	—	—	—	—	Vs. LHP	.284	88	25	0	13	.271	96	26	0	13	Vs. LHP
Colorado	—	—	—	—	—	—	—	—	—	—	Vs. RHP	.303	152	46	0	14	.301	156	47	0	15	Vs. RHP
Florida	—	—	—	—	—	—	—	—	—	—	RISP	.412	51	21	0	27	.415	53	22	0	28	RISP
Houston	—	—	—	—	—	—	—	—	—	—	Bases Loaded	.500	2	1	0	1	.500	2	1	0	1	Bases Loaded
Los Angeles	.000	0	0	0	0	.000	0	0	0	0	Pinch-hitting	.000	1	0	0	0	.000	4	0	0	0	Pinch-hitting
Milwaukee	—	—	—	—	—	—	—	—	—	—	DH	.000	4	0	0	0	.000	4	0	0	0	DH
Montreal	.000	2	0	0	0	.000	2	0	0	0	—	—	—	—	—	—	—	—	—	—	—	
New York	—	—	—	—	—	—	—	—	—	—	—	—	—	—	—	—	—	—	—	—	—	
Philadelphia	—	—	—	—	—	—	—	—	—	—	—	—	—	—	—	—	—	—	—	—	—	
Pittsburgh	—	—	—	—	—	—	—	—	—	—	—	—	—	—	—	—	—	—	—	—	—	
St. Louis	—	—	—	—	—	—	—	—	—	—	—	—	—	—	—	—	—	—	—	—	—	
San Diego	—	—	—	—	—	—	—	—	—	—	—	—	—	—	—	—	—	—	—	—	—	
San Francisco	—	—	—	—	—	—	—	—	—	—	—	—	—	—	—	—	—	—	—	—	—	

Career Batting at Major League Parks

	AVG	AB	H	HR	RBI	AVG	AB	H	HR	RBI	
Edison Field	.291	127	37	0	12	Metrodome	.333	18	6	0	5
Camden Yards	.500	4	2	0	0	Network Associates Col.	.190	21	4	0	0
U.S. Cellular Field	.462	13	6	0	1	Safeco Field	.167	18	3	0	2
Jacobs Field	.333	3	1	0	0	Tropicana Field	.333	6	2	0	1
Comerica Park	.333	18	6	0	5	Ballpark in Arlington	.211	19	4	0	2
Kauffman Stadium	.444	9	4	0	2	Hiram Bithorn Stadium (PR)	.000	2	0	0	0

Division Series Totals

Year	Club, Opp	AVG	G	AB	R	H	2B	3B	HR	RBI	SH	SF	HBP	BB	IBB	SO	SB	CS	GDP	SLG	OBP	E
2002	— Ana, NYY	—	1	0	1	0	0	0	0	0	0	0	0	0	0	0	1	0	0	0	0	0

League Championship Series Totals

Year	Club, Opp.	AVG	G	AB	R	H	2B	3B	HR	RBI	SH	SF	HBP	BB	IBB	SO	SB	CS	GDP	SLG	OBP	E
2002	— Ana, Min.	1.000	3	1	2	1	1	0	0	0	0	0	0	0	0	0	0	0	0	0	0	0

World Series Totals

Year	Club, Opp.	AVG	G	AB	R	H	2B	3B	HR	RBI	SH	SF	HBP	BB	IBB	SO	SB	CS	GDP	SLG	OBP	E
2002	— Ana, SF	—	2	0	1	0	0	0	0	0	0	0	0	0	0	0	0	0	0	0	0	0

Career Fielding

POS	PCT	G	PO	A	E	TC	DP
2B	.971	22	30	36	2	68	6
SS	.935	8	11	18	2	31	4
OF	1.000	47	113	1	0	114	0

Figgins' Bests

Season		Game	
AVG	.296 — 2003	H	4 — at CWS, 8-20-03
H	71 — 2003	RBI	3 — twice, vs. Det., 8-17-03 & vs. CWS, 8-11-03
RBI	27 — 2003	SB	2 — twice, vs. Min., 8-28-03 & at TB, 5-31-03
SB	13 — 2003	Hit Streak	8 — Sept. 2-9, 2003



Rich Fischer

Right-Handed Pitcher

Bats: Right
Throws: Right
HL.: 6-3
WL.: 180

Opening Day Age: 23
Born: Oct. 21, 1980

Birthplace: Fontana, CA
Resides: Riverside, CA

Acquired: Selected in 21st round of 2000 free agent draft

Signed Thru: 2004

49

2003 Season:

- Spent fourth professional season at double-A **Arkansas**...Finished 5-11 with two complete games and a 4.61 ERA (154.1 IP — 79 ER) in 26 starts...Set career highs in losses and starts (tied with 2002)...Led club in losses, starts, innings pitched and strikeouts (123)...Missed starts due to tendinitis right elbow...Won three straight starts, April 8-20...Dropped nine straight decisions, May 1-July 16...Complete games came in defeat, May 6 at El Paso and May 16 at Frisco...Longest outing was eight innings pitched (four times)...Allowed four home runs, May 11 vs. Tulsa...Did not allow more than one HR in any other start...Walks high as six, July 10 at Frisco (3 IP) and strikeout best was nine, June 7 vs. San Antonio (6.2 IP)...Was 3-1 in April with a 4.33 ERA, yet a combined 0-8 in May and June...Participated in Arizona Fall League for Scottsdale...Posted 0-0 record with a 2.70 ERA (6.2 IP — 2 ER) in four games.

Minor League Summary:

- In **2002**, posted 8-11 record and 3.69 ERA (175.2 IP - 72 ER) in 26 combined starts between single-A **Rancho Cucamonga** and double-A **Arkansas**...Started season at Rancho Cucamonga, appearing in 19 games (19 starts), posting a 7-8 record and 3.50 ERA...Led California League in complete games (5) and shutouts (4) and was tied for 10th in ERA...Was second on Quakes staff in innings pitched (131) and strikeouts (138)...Allowed team high (tied with Pedro Liriano) 14 home runs...Compiled 1-3 record and 4.23 ERA in seven starts for Arkansas...Struck out 36 batters, while walking 10...Of 40 hits allowed, eight were home runs...Recorded second most strikeouts in Angels minor league system...Established career-highs in every category.
- In **2001**, ranked third in Midwest League in complete games (2) with **Cedar Rapids**...Set then career-bests in starts (20), innings (130.2) and strikeouts (97).
- In **2000**, began professional career at rookie **Butte**...Ranked second in Pioneer League in runs (63), home runs allowed (8), hits (103) and complete games (1) and ranked fourth in earned runs (46).

Personal/Misc.:

- Richard Daniel Fischer.
- Ranked as Anaheim's eighth best prospect by Baseball America for 2003.
- In January 2003, participated in Major League Baseball's Rookie Career Development seminar that occurs each off-season in Virginia...Had the opportunity to visit the White House.
- Attended San Bernardino Junior College.
- Signed by Angels' scout Tim Corcoran.

Fischer's Lifetime Pitching Record

Year	Club	W-L	ERA	G	GS	CG	GF	SHO	SV	IP	H	R	ER	HR	HBP	BB	IBB	SO	WP	BK	BA
2000	Butte	3-5	5.91	18	13	1	2	0	1	70.0	103	63	46	8	3	26	0	45	6	0	.338
2001	Cedar Rapids	9-7	4.20	20	20	2	0	0	0	130.2	131	73	61	8	5	33	0	97	6	1	.261
2002	Rancho Cucu.	7-8	3.50	19	19	5★	0	4★	0	131.0	118	61	51	14	7	29	0	138	4	2	.239
	Arkansas	1-3	4.23	7	7	0	0	0	0	44.2	40	22	21	8	2	10	0	36	0	1	.233
2003	Arkansas	5-11	4.61	26	26	2	0	0	0	154.1	159	91	79	14	12	43	0	123	7	0	.268



Troy Glaus

Infielder

25

Bats: Right Throws: Right Ht.: 6-5 Wt.: 240
Opening Day Age: 27 Born: Aug. 3, 1976
Birthplace: Tarzana, CA Resides: Corona, CA
Married: Ann Horrell, Dec. 26, 2003
Acquired: Selected in 1st round (third pick overall) of 1997 free agent draft
Signed Thru: 2004 Major League Service: 5 yrs., 60 days

2003 Season:

- One of five Angels Opening Day starters to miss at least 20 games due to injury (also David Eckstein, Bengie Molina, Brad Fullmer and Darin Erstad)...Limited to 91 games on season...Placed on 15-day DL July 23rd (retro to 7/22)...Had second opinion on injured right shoulder taken Aug. 20 by Dr. James Andrews in Birmingham, AL which confirmed diagnosis of Angels' Medical Director Dr. Lewis Joyce...A contrast MRI Aug. 12 with Dr. Yocum confirmed a partial tear of the right rotator cuff and fraying of the labrum... Had initial MRI July 23rd with original diagnosis of contusion of right shoulder and normal wearing within the joint...Left July 21 contest at Tampa Bay in third inning after trying to field bunt... Played in 750th career game at third base with Angels, July 9 vs. Kansas City, breaking record of 749 held by Doug DeCinces (1982-87)...Voted as the starting American League third baseman in the ASG, the first Angel voted into starting lineup since Wally Joyner in 1986...Marked third ASG selection for Glaus (2000 & 2001)...Finished contest 0-for-3 (2 SO)...Limited to three HR in final 39 games...Batted .289 (50/173) with 11 HRs and 32 RBI through April & May...Limited to .199 clip (29/146) with five HRs and 18 RBI from June through July...Named AL Pepsi Co-Player of the Week for May 19-25...Shared honor with Baltimore's Melvin Mora...Batted .550 (11/20) with four doubles, four home runs and eight RBI...Marked first time in club history Angels have been honored in consecutive weeks (Scott Spiezio, May 12-18)...Posted 16th multi-HR game of career, May 20 vs. Baltimore (3rd vs. Bal.), passing Chili Davis for 4th on Angels all-time HR list with 157 (currently at 164)...Made fifth straight Opening Day start at third base, March 30 vs. Texas, the most at the position since Doug DeCinces' six straight (1982-87).

Career Highlights:

- Entering 2004, Angels are 52-20 at home when he homers...Enters 2004 ranked fourth on Angels' career HR list with 164...Three-time AL All Star (2003, 2001, 2000)...Voted as starting AL third baseman in 2003 ASG, the first Angel voted into starting lineup since Wally Joyner in 1986...Established AL record for home runs in season by third baseman with 46 in 2001 (one came as DH), breaking Al Rosen's (Cleveland) 47-year-old mark of 43 set in 1953...In 2001, reached 40 HR plateau for second consecutive season, becoming just fifth third baseman in ML history and second in AL to accomplish feat (Eddie Matthews, 1953-55; Harmon Killebrew, 1969-70; Mike Schmidt, 1979-80 & Vinny Castilla, 1996-98)...Recipient of Louisville Silver Slugger Awards (2001 & 2000), first Angel to receive award twice in club history...Totalled 100 runs scored, 100 RBI and 100 walks in a season for second straight season in 2001, becoming first Angel in club history to accomplish feat...Played in 750th career game at third base with Angels, July 9, 2003 vs. Kansas City, breaking record of 749 held by Doug DeCinces (1982-87)...Reached 100 career HRs fastest in club history (456 games and 1,629 at-bats) surpassing Tim Salmon's mark of 465 games and 1,716 at-bats...Is only Angel to post 40 HR in a season (47 in 2000 & 41 in 2001)...One of two Angels to post consecutive 100-run campaigns in 2000 & 2001 (also Don Baylor, 1978-79)...In 2000, with Garret Anderson, Mo Vaughn and Salmon, became first quartet of teammates in AL history (seventh in ML history) to each collect 30-or-more HR in a season.

Major League Summary:

- In 2002, second career grand slam on last day of season helped him accomplish two milestones: HR gave him 111 RBI, passing his career-high of 108 in 2001 and grand slam was also 30th HR on season, making him just second Angel ever (also Tim Salmon) to post three consecutive 30-or-more HR seasons...RBI total of 111 ranked eighth in AL...Anaheim was 44-19 on season when he collected at least one RBI...Tied for AL lead (Jason Giambi) with 18 GW RBI...Homered in first at-bat, Sept. 16 at Oakland, for his fourth HR in consecutive ABs to tie a major league mark (1st ever by an Angel)...Posted career-best three home runs (last three ABs) and career-tying six RBI, Sept. 15 vs. Texas...Marked 10th time an Angel hit three HR in game (last time - Dave Winfield; April 13, 1991 at Min.)...Posted three multiple-HR games on season (2; Sept. 8 at Baltimore)...Connected for second walk-off HR of season and third of career, June 5 vs. Texas...In *Baseball America's* 2002 "Best Tools" edition, named among top defensive third basemen and top infield arms in A.L....Underwent off-season surgery, Nov. 8, to have the Morton's Neuroma (nerve) removed from his right foot between his third and fourth toe.
- **2002 Post-Season:** Named MVP of the 2002 Fall Classic after hitting .385 (10/26) with seven runs, three doubles, three home runs and eight RBI in seven games...His two-run double in the 8th inning of Game 6 of the World Series served as the decisive blow capping Anaheim's comeback to force a Game 7...Glaus' home jersey worn throughout the World Series was sent to the Hall of Fame in Cooperstown...Became the sixth third baseman to be named WS MVP, first since the Yankees' Scott Brosius in 1998...Connected for two-run HR to dead-center at Pac Bell Park in Game 4...Marked seventh HR of the post-season, tying him with Barry Bonds for the most ever in a single post-season (Bonds would finish with eight HRs to set a new record)...With two home runs in Game 1 of World Series, became the sixth player to hit a pair of HRs in his first World Series game...11 of his 21 post-season hits went for extra-bases (team-leading .770 slugging pct.)...Also led Anaheim with 15 runs in '02 post-season...Collected leadoff solo home run in eighth inning off JC Romero in Game 3 of ALCS vs. Minnesota, which proved to be game-winner in Anaheim's 2-1 victory...Posted three go-ahead HR in the eighth inning-or-later (ALDS Game 1 & 2 and ALCS Game 3) in post-season, setting a major league record...Batted .313 (5/16) in Division Series vs. New York, leading club with three home runs and 14 total bases...Posted three solo home runs in first two games of series, becoming Angels all-time leader in post-season home runs...Collected two HR in Game 1 (off Roger Clemens, 6th inn. & Ramiro Mendoza, 8th inn.), becoming first Angel to post a multiple home run game in post-season and seventh ML player to accomplish feat in first post-season appearance.

- In 2001, began fourth professional season and third full season with **Anaheim**. Made third consecutive Opening Day start at third base, after six different starters at position in previous seven seasons... Batted .250 (147/588) with 100 runs scored, 38 doubles, two triples, 41 home runs, 108 RBI, 107 walks and 10 stolen bases in 161 games... Reached 40 HR plateau for second consecutive season, becoming just fifth third baseman in ML history and second in AL to accomplish feat (Eddie Mathews, 1953-55; Harmon Killebrew, 1969-70; Mike Schmidt, 1979-80 & Vinny Castilla, 1996-98)... Selected to represent Angels (with Troy Percival) at 2001 All-Star game in Seattle... Replaced Cal Ripken, Jr. at third base in sixth inning and finished 0-for-1... Marked second selection to Mid-Summer Classic (2000)... Also named to *The Sporting News* post-season All-Star team... Selected recipient of Silver Slugger Award as presented by Louisville Slugger... Marked second such honor (2000) becoming first Angel to receive award twice in club history... Named AL Player of the Week, for Sept. 24-30... Batted AL-high .500 (11-for-22) in six games and also led league with .593 on-base percentage and .955 slugging percentage... Collected four runs, two doubles, a triple, two home runs, 10 RBI, and one stolen base during week... Marked second selection of career (May 31-June 6, 1999) and was lone Angel honored in 2001... Totaled 100 runs scored, 100 RBI and 100 walks in a season for second straight campaign... Became first Angel in club history to accomplish feat in 2000... Home run in third inning, July 21 at Baltimore, was No. 100 of career, marking fastest Angel to reach century mark... Reached 100 career HR in 456 games and 1,629 at-bats, surpassing Tim Salmon's mark of 465 games and 1,716 at-bats... Registered four multiple home run games (April 5 at Texas, May 9 at Chicago, July 21 at Baltimore & Sept. 29 vs. Texas)... Collected first home run of back-to-back-to-back effort, July 26 vs. Tampa Bay (with Darin Erstad and Garret Anderson)... Connected for first career walk-off home run (2-run) in ninth inning, June 17 vs. Los Angeles... Homered in consecutive games seven times... Posted 100th run scored, Oct. 2 vs. Seattle, becoming just second Angel to post consecutive 100-run campaigns (Don Baylor, 1978-79)... Collected 108 RBI, becoming fourth Angel with consecutive 100 RBI campaigns (102 in 2000), joining Garret Anderson... Totaled 107 walks to become first Angel to collect 100 walks in a season twice (112 walks in 2000)... Posted career-best six RBI, Sept. 29 vs. Texas, collecting two home runs, a double and single... Hit in career-best 10 straight games, Sept. 20-30 (.486, 17/35, 3 HR, 13 RBI)... Totaled 64 games with RBI, 30 multi-RBI efforts... Ranked second on club with 37 clutch RBI, including 30 that put Angels in lead... Posted .953 (19/408) fielding percentage at third base (159 games, 158 starts) and 1.000 (0/1) mark at shortstop (two games)... Errors at third base dropped from 33 in 2000 to 19... Agreed to terms on four-year contract thru 2004, March 6
- In 2000, began third professional season and second full season with **Anaheim**. Batted .284 (160/563) with 120 runs scored, 37 doubles, one triple, 47 home runs, 102 RBI, 112 walks and 14 stolen bases in 159 games... Selected to represent the Angels (with Darin Erstad) in the 2000 All-Star game Marked first selection to Mid-Summer Classic and is first Angels' third baseman to be honored since Doug DeCinces in 1983... Also selected to *The Sporting News* and Associated Press All-Star Teams... Selected as recipient of Silver Slugger Award, presented by Louisville Slugger... Was first Angel to lead or tie for league home run title and first to lead league outright in club history... Marked fourth third baseman in A.L. in last 50 years to lead league in home runs (last was Graig Nettles with New York in 1976 - 32 HR)... Along with Anderson, Vaughn and Salmon, became first quartet of teammates in A.L. history (seventh in ML history) to each collect 30-or-more home runs in a season... Along with Vaughn and Salmon, became first trio to hit home runs in same inning twice in same game in ML history (April 21 at Tampa Bay)... Established A.L. record for home runs in season by third baseman with 46 (one came as DH), surpassing Al Rosen of Cleveland (43 in 1953)... Record-breaking 44th home run as third baseman (45th overall) came Sept. 28 at Oakland... Connected for 40th home run, Sept. 3 at Chicago (solo off Matt Ginter; 6th inn.), to establish new club record previously held by Reggie Jackson (39 HR in 1982)... Collected 36th home run in season, Aug. 19 at New York... HR was 193rd of season by Anaheim, establishing club record for single season (192 in 1996)... Connected for 30th HR of season, July 26 at Texas, becoming fastest Angel to reach plateau in club history (Angels' 102nd game - 100th game played; previously Jim Edmonds, Angels' 112th game - 110th game played)... Became first Angel in club history to post 100 runs scored, 100 RBI and 100 walks in season... Hit first career grand slam, Aug. 12 vs. New York (off Denny Neagle)... 33 of 47 home runs were solo... Homered in career-best three straight games, July 13-15 and Sept. 28-30... Collected second home run of back-to-back-to-back effort, June 24 vs. Minnesota (with Anderson and Scott Spiezo)... On front end of back-to-back walkoff home runs, May 14 vs. Texas (with Spiezo)... Posted .933 (33/493) fielding percentage at third base (156 games, 155 starts) and 1.000 (0/5) mark at shortstop (six games)... Made major league debut at shortstop, May 9 vs. Oakland.
- In 1999, began second professional season and first full season with **Anaheim**. Batted .240 (132/551) with 85 runs scored, 29 doubles, 29 home runs, 79 RBI, 71 walks and five stolen bases in 154 games... Named A.L. Player of the Week (May 31 - June 6; six games), June 7, along with Chicago's Frank Thomas, batting .550 (11/20) with six runs scored, two doubles, three home runs, six RBI and 22 total bases... Was Angels' starting third baseman Opening Night, April 6 vs. Cleveland... Marked first such start of career and seventh third baseman to start in last eight seasons for Angels in season opener... Collected first two multiple-HR games of career, July 9 at Colorado and Aug. 31 at Cleveland... Posted .954 fielding percentage (19/410) in 153 starts at third base... Underwent arthroscopic surgery on both knees, Oct. 27... Procedure was performed by Dr. Lewis Yocum at Kerlan-Jobe Health South Clinic in Los Angeles.
- In 1998, completed first professional season, playing at double-A **Midland**, triple-A **Vancouver** and **Anaheim**. Had contract purchased by Anaheim, July 30... Batted .218 (36/165) with 19 runs scored, nine doubles, one home run and 23 RBI in 48 games with Angels... Made major league debut, July 31 vs. Boston... Started at third base, finishing 1-for-4 with a double and 4 RBI... Hit and RBI came in first at-bat (second inning) off Bret Saberhagen... Collected first major league home run, Aug. 16 at Toronto (2-run off Chris Carpenter; 7th inn.)... Posted .941 fielding percentage (7/119) in 48 games (45 starts) at third base.

Minor League Summary:

- In 1998, completed first professional season, playing at double-A **Midland**, triple-A **Vancouver** and **Anaheim**. Began season at Midland, batting .309 (58/188) with 51 runs scored, 11 doubles, two triples, 19 home runs and 51 RBI in 50 games... Promoted to Vancouver, May 27, and hit .306 (67/219) with 33 runs scored, 16 doubles, 16 home runs and 42 RBI in 59 games with Canadians... Posted club's longest hitting streak of season at 19 games (July 5-26; .408, 31/76), collecting eight doubles, nine home runs and 21 RBI during stretch... Named Howe Sportsdata International Minor League Player of the Year... Batted combined .307 (125/407) with 27 doubles, two triples, 35 home runs and 93 RBI in 109 games... Hit safely in first 12 games of professional career, batting .396 (21/53) with 16 runs scored, four doubles, nine home runs and 22 RBI... Collected RBI in first six games (15 RBI) and homered in five straight games, April 3-7 (seven HR)... Hit first grand slam as professional, July 12 vs. Tacoma... Combined fielding percentage was .929 (24/336) in 106 games at third base (Midland - .925; 11/146 - 48 G & Vancouver - .932; 13/190 - 58 G)... Registered 10 home runs in final 22 games, prior to having contract purchased by Anaheim, July 30.

Personal/Misc.:

- Troy Edward Glaus (pronounced GLOSS).
- Assisted with Sertoma Fantasy Camp for hearing impaired children...Supports Olive Crest Home for abused children...Served as guest host at 10th Annual City of Orange Police Association Golf Tournament which benefits multi-agency Bone Marrow Drive...Also served as chairman for the 2003 Great Strides Walk that benefits Cystic Fibrosis...Took part in Rod Carew's 'Friends of Kiley' benefit which raised \$30,000 for Anaheim policeman's sick child in 1999.
- Won Big League Home Run Challenge in 2001 off-season in Las Vegas, edging out Arizona's Luis Gonzalez in final round.
- In 2000, member of MLB All-Star team that toured Japan in winter.
- Posted career .344 (240/697) average with 211 runs scored, 39 doubles, two triples, 62 home runs, 180 RBI and 24 stolen bases in 179 games (three seasons) at UCLA (1995-97)...As junior in 1997, batted .409 (108/264) with 100 runs scored, 15 doubles, one triple, 34 home runs, 91 RBI and 10 stolen bases...Reached base safely in all 67 games played...Batted .375 (15/40) with 12 runs scored, three doubles, one triple, two home runs and seven RBI, earning All-Midwest Regional Tournament honors, in leading Bruins to 1997 College World Series...In two CWS games, batted .300 (3/10) with two home runs and three RBI...As junior, set Pac-10 Conference record for home runs in single season, surpassing USC's Mark McGwire (32) in 1984...227 total bases on season was highest in conference history...Became third player in collegiate baseball history to hit 30 home runs and steal 10 bases in a season, earned All-Pac-10 honors for second year in a row and was named Pac-10 Player of the Year...Also set UCLA's single season record for runs scored and tied career mark for runs...Named first team All-America by *Baseball America*.
- Was starting third baseman for 1996 U.S. Olympic Team which captured bronze medal in Atlanta, GA...Batted .342 (41/120) with 15 home runs and 34 RBI for Team USA that summer...Hit four home runs at Atlanta-Fulton County Stadium during Olympic Games.
- Graduated Carlsbad High School (CA) in 1994...Lettered in baseball all four years...Earned Mizuno, USA Today and Collegiate *Baseball All-America* first-team honors senior season after batting .252 overall and .667 with runners in scoring position...Earned All-League and All-CIF honors junior and senior seasons...Batted .444 junior season and led team to league championship...Selected league MVP as junior...Set school record with 20 career home runs and .732 on-base percentage.
- Played in 1992 Junior Olympics...Team earned bronze medal.
- Originally selected by San Diego in second round (37th pick overall) of June, 1994 free agent draft...Was highest draft choice not to sign professionally in 1994.
- Signed by Angels' scout Darrell Miller.

Glaus' Lifetime Playing Record

Year	Club	AVG	G	AB	R	H	2B	3B	HR	RBI	SH	SF	HBP	BB	IBB	SO	SB	CS	GDP	SLG	OBP	E
1998	—Midland	.309	50	188	51	58	11	2	19	51	0	1	2	39	3	41	4	2	4	.691	.430	11
	Vancouver	.306	59	219	33	67	16	0	16	42	0	0	3	21	0	55	3	2	1	.598	.374	13
	Anaheim	.218	48	165	19	36	9	0	1	23	0	2	0	15	0	51	1	0	3	.291	.280	7
1999	—Anaheim	.240	154	551	85	132	29	0	29	79	0	3	6	71	1	143	5	1	9	.450	.331	19
2000	—Anaheim	.284	159	563	120	160	37	1	47*	102	0	1	2	112	6	163	14	11	14	.604	.404	33
2001	—Anaheim	.250	161	588	100	147	38	2	41	108	0	7	6	107	7	158	10	3	16	.531	.367	19
2002	—Anaheim	.250	156	569	99	142	24	1	30	111	0	8	6	88	4	144	10	3	12	.453	.352	20
2003	—Anaheim	.248	91	319	53	79	17	2	16	50	0	1	1	46	4	73	7	2	8	.464	.343	16
Major Totals		.253	769	2755	476	696	154	6	164	473	0	22	21	439	33	732	47	20	62	.491	.357	114

Selected by San Diego Padres organization in second round of June, 1994 free agent draft...Did not sign.

Disabling Injuries: 2003 — Partial tear of the right rotator cuff and fraying of the labrum, disabled July 23rd (reto to July 22nd) - end of season.

	2003										Career										
	AVG	AB	H	HR	RBI	AVG	AB	H	HR	RBI	AVG	AB	H	HR	RBI	AVG	AB	H	HR	RBI	
Anaheim	.194	31	6	4	5	.233	172	40	15	34	March	.500	4	2	0	0	.250	8	2	0	0
Baltimore	.333	15	5	1	4	.257	148	38	7	23	April	.278	79	22	4	15	.294	432	127	27	88
Boston	—	—	—	—	—	.281	160	45	12	31	May	.289	90	26	7	17	.276	478	132	31	83
Chicago	—	—	—	—	—	.299	154	46	9	39	June	.200	90	18	3	12	.209	454	95	26	66
Cleveland	.389	18	7	1	3	.275	160	44	8	19	July	.196	56	11	2	6	.216	430	93	24	64
Detroit	—	—	—	—	—	.245	159	39	12	26	Aug.	—	—	—	—	.253	518	131	28	68	
Kansas City	.091	11	1	0	0	.313	150	47	9	24	Sept.	—	—	—	—	.272	408	111	27	77	
Minnesota	.364	11	4	0	3	.195	267	61	10	35	Oct.	—	—	—	—	.185	27	5	1	7	
New York	.174	23	4	0	3	.235	166	39	8	27	Home	.256	160	41	9	24	.251	1315	330	80	245
Oakland	.212	33	7	2	4	.220	277	61	10	35	Road	.239	159	38	7	26	.254	1440	366	84	228
Seattle	.119	42	5	0	3	.195	261	51	8	39	Day	.341	82	28	8	20	.245	677	166	44	119
Tampa Bay	.357	28	10	1	7	.225	182	41	6	26	Night	.215	237	51	8	30	.255	2078	530	120	354
Texas	.343	35	12	3	7	.312	260	61	29	61	Grass	.237	279	66	14	40	.252	2454	619	153	432
Toronto	.200	15	3	1	1	.241	199	48	11	35	Turf	.325	40	13	2	10	.256	301	77	11	41
Arizona	—	—	—	—	—	.091	31	5	2	4	Pre-ASG	.257	303	78	15	49	.254	1525	388	92	261
Atlanta	—	—	—	—	—	.303	33	10	5	10	Post-ASG	.063	16	1	1	1	.250	1230	308	72	212
Chicago	—	—	—	—	—	.286	7	2	0	0	Vs. LHP	.303	89	27	2	10	.287	679	195	43	129
Cincinnati	—	—	—	—	—	.182	11	2	1	2	Vs. RHP	.226	230	52	14	40	.241	2076	501	121	344
Colorado	—	—	—	—	—	.286	7	2	0	0	RISP	.278	90	25	1	31	.269	741	199	41	310
Florida	.182	11	2	1	2	.182	11	2	1	2	Bases Loaded	.444	9	4	0	8	.360	50	18	2	44
Houston	—	—	—	—	—	.222	9	2	1	1	Pinch-hitting	—	—	—	—	.000	1	0	0	0	
Los Angeles	.357	14	5	0	1	.309	97	30	7	23	DH	.286	14	4	1	4	.285	34	9	2	6
Milwaukee	—	—	—	—	—	.222	9	2	1	1											
Montreal	.500	16	8	2	7	.500	16	8	2	7											
New York	.000	10	0	0	0	.000	10	0	0	0											
Philadelphia	.000	6	0	0	0	.000	6	0	0	0											
Pittsburgh	—	—	—	—	—	.182	11	2	1	2											
St. Louis	—	—	—	—	—	.286	7	2	0	0											
San Diego	—	—	—	—	—	.200	30	6	0	1											
San Francisco	—	—	—	—	—	.229	35	8	1	3											

Career Batting at Major League Parks

	AVG	AB	H	HR	RBI		AVG	AB	H	HR	RBI
Bank One Ballpark	.200	10	2	1	1	U.S. Cellular Field	.313	83	26	7	16
Cook's Field	.250	24	6	3	4	Jacobs Field	.362	69	25	5	20
Dodger Stadium	.302	43	13	5	10	Tiger Stadium	.281	32	9	2	4
Pro Player Stadium	.182	11	2	1	2	Comerica Park	.315	54	17	3	6
Hiram Bithorn Stadium (PR)	.500	16	8	2	7	Kauffman Stadium	.208	77	16	5	10
Miller Park	.222	9	2	1	1	Metrodome	.307	75	23	3	11
Busch Stadium	.286	7	2	0	0	Yankee Stadium	.219	96	21	3	9
Qualcomm Stadium	.083	12	1	0	0	Network Associates Col.	.209	163	34	8	27
3Com Park	.182	11	2	0	0	Kingdome	.083	12	1	0	0
Pacific Bell Park	.154	13	2	0	0	Safeo Field	.155	116	18	0	8
Edison Field	.251	1315	330	80	245	Tropicana Field	.209	91	19	3	14
Camden Yards	.232	99	23	10	25	Ballpark in Arlington	.328	131	43	15	29
Fenway Park	.316	79	25	4	15	Skydome	.243	107	26	3	9

Career Multiple-Home Run Games (16)

May 20, 2003 vs. Baltimore
 Sept. 15, 2002 vs. Texas (3)
 Sept. 8, 2002 at Baltimore
 April 6, 2002 at Texas
 Sept. 29, 2001 vs. Texas
 July 21, 2001 at Baltimore

July 7, 2000 vs. Colorado
 May 9, 2001 at Chicago
 April 5, 2001 at Texas
 Sept. 23, 2000 at Texas
 Aug. 12, 2000 vs. New York

June 23, 2000 vs. Minnesota
 May 19, 2000 vs. Kansas City
 April 21, 1999 at Tampa Bay
 Aug. 31, 1999 at Cleveland
 July 9, 1999 at Colorado

Career Grand Slams (2)

Sept. 29, 2002 vs. Seattle

Aug. 12, 2000 vs. New York

All-Star Game Record

Year	Club	Site	AVG	G	AB	R	H	2B	3B	HR	RBI	SH	SF	HBP	BB	IBB	SO	SB	CS	GDP	SLG	OBP	E
2000	—	Ana., Atl.	.000	1	1	0	0	0	0	0	0	0	0	0	0	0	0	0	0	0	.000	.000	0
2001	—	Ana., Sea.	.000	1	1	0	0	0	0	0	0	0	0	0	0	0	0	0	0	0	.000	.000	0
2003	—	Ana., CWS	.000	1	3	0	0	0	0	0	0	0	0	0	0	0	2	0	0	0	.000	.000	0
Totals			.000	3	5	0	0	0	0	0	0	0	0	0	0	0	2	0	0	0	.000	.000	0

Division Series Totals

Year	Club	Opp.	AVG	G	AB	R	H	2B	3B	HR	RBI	SH	SF	HBP	BB	IBB	SO	SB	CS	GDP	SLG	OBP	E
2002	—	Ana., NYY	.313	4	16	4	5	0	0	3	3	0	0	1	1	1	3	0	0	0	.875	.389	1

League Championship Series Totals

Year	Club	Opp.	AVG	G	AB	R	H	2B	3B	HR	RBI	SH	SF	HBP	BB	IBB	SO	SB	CS	GDP	SLG	OBP	E
2002	—	Ana., Min.	.316	5	19	4	6	0	1	1	2	0	0	0	2	0	5	0	0	0	.579	.381	0

World Series Totals

Year	Club	Opp.	AVG	G	AB	R	H	2B	3B	HR	RBI	SH	SF	HBP	BB	IBB	SO	SB	CS	GDP	SLG	OBP	E
2002	—	Ana., SF	.385	7	26	7	10	3	0	3	8	0	0	0	4	1	6	0	0	1	.846	.467	1

Career Fielding

POS	PCT	G	PO	A	E	TC	DP
3B	.944	759	512	1414	114	2040	127
SS	1.000	10	2	6	0	8	2

Glaus' Bests

	Season	Game
AVG.	.284 — 2000	4 — six times, last, vs. TB, 5-24-03
H	160 — 2000	3 — vs. Tex., 9-15-02
HR	.47 — 2000	6 — vs. Tex., 9-15-02 & vs. Tex., 9-29-01
RBI	111 — 2002	2 — vs. Bal., 9-1-02
SB	14 — 2000	10 — Sept. 20-30, 2001



Steve Green

Right-Handed Pitcher

33

Bats: Right Throws: Right HL: 6-2 Wt.: 200
Opening Day Age: 26 Born: Jan. 26, 1978
Birthplace: Greenfield Park, QU, CAN Resides: Longueuil, QU, CAN
Acquired: Selected in 10th round of 1997 free agent draft
Signed Thru: 2004 Major League Service: 1 yr., 1 day

2003 Season:

- Spent sixth professional season at triple-A **Salt Lake**. ...Compiled 9-5 record with a 4.66 ERA (110 IP - 57 ER) in 21 starts... Walked 47 and struck out 70 batters... Allowed six homers in 110 innings pitched... Nine wins led Stingers... Won four straight decisions, May 17-June 7... Longest outing was 7 IP, May 27 at Los Vegas and June 1 at Tucson (back-to-back wins)... Strikeout high was six, April 4 vs. Las Vegas (5 IP) and Aug. 23 vs. Tacoma (6 IP)... Was 5-1 with a 3.96 ERA (63.2 IP - 28 ER) in 12 road starts... Was 3-1 with a 2.40 ERA in final month of season (five starts)... Opponents batted .284 against him... On minor league disabled list from July 4-27 due to right forearm stiffness... Made two rehabilitation starts at rookie **Mesa**, posting 1-1 record and 1.29 ERA (7 IP - 1 ER).

Major League Summary:

- In **2002**, spent fifth professional season in **Angels'** organization on disabled list to recover from "Tommy John" surgery (right elbow ulnar collateral ligament transplant surgery)... Placed on 15-day DL, March 11, and transferred to 60-day DL, April 5... Suffered torn flexor muscle and ulnar collateral ligament damage, June 1, 2001 vs. Portland in first inning... Examined by Dr. Lewis Yocum, June 4, 2001 at Kerlan-Jobe Clinic in Los Angeles, CA... Underwent "Tommy John" surgery, June 20 at Centinela Hospital in Inglewood, CA... Also had his right flexor muscle trimmed... Surgery was performed by Dr. Yocum.
- In **2001**, was recalled by **Anaheim**, April 5, to make start April 7 at Oakland in place of Ismael Valdes, who was placed on disabled list (split fingernail, right hand)... Did not get decision in Angels' 4-2 loss (6 IP, 4 H, 2 R, 2 ER, 6 BB, 4 SO, 2 WP)... Became 12th native of Quebec to pitch in major leagues... Optioned to Salt Lake following April 7 game.

Minor League Summary:

- In **2001**, began fourth professional season in Angels organization at triple-A **Salt Lake**, compiling 6-2 record and one complete game with 3.66 ERA (59 IP - 24 ER) in 10 starts... Struck out 40 batters while allowing 13 walks... Pitched lone complete game, April 19 vs. New Orleans, in 10-1 win... Allowed three hits, did not walk a batter and struck out season-best nine batters... Also struck out nine in first outing, April 13 vs. Oklahoma City... Suffered torn flexor muscle and ulnar collateral ligament damage, June 1 vs. Portland in first inning... Examined by Dr. Lewis Yocum, June 4, at Kerlan-Jobe Clinic in Los Angeles, CA... Underwent "Tommy John" surgery (right elbow ulnar collateral ligament transplant surgery), June 20 at Centinela Hospital in Inglewood, CA... Also had his right flexor muscle trimmed... Surgery was performed by Dr. Yocum.
- In **2000**, began third professional season at double-A **Erie**, posting 7-4 record with 3.40 ERA (79.1 IP - 30 ER) in 13 starts... Struck out 66 batters while allowing 71 hits and 34 walks... Posted four-game winning streak (six starts) May 16-June 11, recording 1.86 ERA (38.2 IP - 8 ER)... Opponents batted .231 (32/138) during streak... Longest outing was eight innings, May 4 vs. Harrisburg... Struck out season-high 10 batters, June 6 at Altoona... Promoted to triple-A **Edmonton**, June 21... Made eight starts, compiling 0-4 record with 7.29 ERA (42 IP - 34 ER)... Allowed 55 hits while walking 27 and striking out 24.
- In **1999**, split time between single-A **Lake Elsinore** and **Erie**... Began season at **Lake Elsinore**, posting 7-6 record with four shutouts and 3.95 ERA (120.2 IP - 53 ER) in 19 starts... Led California League in shutouts, tied for third in complete games (4) and 10th in ERA... Promoted to **Erie**, recording 3-1 mark with one complete game and 3.32 ERA (40.2 IP - 15 ER) six starts.
- In **1998**, began professional career at **Cedar Rapids**, posting 2-6 record with one complete game and 4.54 ERA (83.1 IP - 42 ER) in 18 games (10 starts).

Personal/Misc.:

- Steve Green.
- Graduated from Edouard Mont-Petie (Canada) in 1995.
- Attended Fort Scott Community College (KS) in 1996 and 1997.
- Signed by Bob Fontaine.

Green's Lifetime Pitching Record

Year	Club	W-L	ERA	G	GS	CG	GF	SHO	SV	IP	H	R	ER	HR	HBP	BB	IBB	SO	WP	BK	BA
1998	Cedar Rapids	2-6	4.54	18	10	1	5	0	0	83.1	86	49	42	9	3	25	0	61	9	1	.267
1999	Lake Elsinore	7-6	3.95	19	19	4	0	4	0	120.2	130	70	53	9	6	37	2	91	1	3	.272
	Erie	3-1	3.32	6	6	1	0	0	0	40.2	34	25	15	4	2	19	0	32	1	0	.225
2000	Erie	7-4	3.40	13	13	0	0	0	0	79.1	41	4	30	7	3	34	0	66	1	0	.244
	Edmonton	0-4	7.29	8	8	0	0	0	0	42	55	35	34	4	2	27	1	24	1	2	.309
2001	Salt Lake	6-2	3.66	10	10	1	0	0	0	59	59	30	24	3	3	13	0	40	3	1	.257
	Anaheim	0-0	3.00	1	1	0	0	0	0	6	4	2	2	0	0	6	0	4	2	0	.190
2002	Anaheim	Injured—Did Not Play																			
2003	Salt Lake	9-5	4.66	21	21	0	0	0	0	110	120	63	57	6	6	47	0	70	3	0	.284
	Angels (AZL)	1-1	1.29	2	2	0	0	0	0	7	4	2	1	0	0	2	0	7	1	1	.167

Disabling Injuries: 2002 — Recovery from "Tommy John" surgery, disabled March 11-end of season.

	2003					Career						2003					Career				
	W-L-S	ERA	G	IP	ER	W-L-S	ERA	G	IP	ER		W-L-S	ERA	G	IP	ER	W-L-S	ERA	G	IP	ER
Anaheim	---	---	---	---	---	---	---	---	---	---	March	---	---	---	---	---	---	---	---	---	---
Baltimore	---	---	---	---	---	---	---	---	---	---	April	---	---	---	---	0-0-0	3.00	1	6	2	---
Boston	---	---	---	---	---	---	---	---	---	---	May	---	---	---	---	---	---	---	---	---	---
Chicago	---	---	---	---	---	---	---	---	---	---	June	---	---	---	---	---	---	---	---	---	---
Cleveland	---	---	---	---	---	---	---	---	---	---	July	---	---	---	---	---	---	---	---	---	---
Detroit	---	---	---	---	---	---	---	---	---	---	Aug.	---	---	---	---	---	---	---	---	---	---
Kansas City	---	---	---	---	---	---	---	---	---	---	Sept.	---	---	---	---	---	---	---	---	---	---
Minnesota	---	---	---	---	---	---	---	---	---	---	Oct.	---	---	---	---	---	---	---	---	---	---
New York	---	---	---	---	---	---	---	---	---	---	Home	---	---	---	---	0-0-0	3.00	1	6	2	---
Oakland	---	---	---	---	---	0-0-0	3.00	1	6	2	Road	---	---	---	---	0-0-0	3.00	1	6	2	---
Seattle	---	---	---	---	---	---	---	---	---	---	Day	---	---	---	---	0-0-0	3.00	1	6	2	---
Tampa Bay	---	---	---	---	---	---	---	---	---	---	Night	---	---	---	---	---	---	---	---	---	---
Texas	---	---	---	---	---	---	---	---	---	---	Grass	---	---	---	---	0-0-0	3.00	1	6	2	---
Toronto	---	---	---	---	---	---	---	---	---	---	Turf	---	---	---	---	---	---	---	---	---	---
Arizona	---	---	---	---	---	---	---	---	---	---	Pre-ASG	---	---	---	---	0-0-0	3.00	1	6	2	---
Atlanta	---	---	---	---	---	---	---	---	---	---	Post-ASG	---	---	---	---	---	---	---	---	---	---
Chicago	---	---	---	---	---	---	---	---	---	---	Starter	---	---	---	---	0-0-0	3.00	1	6	2	---
Cincinnati	---	---	---	---	---	---	---	---	---	---	Reliever	---	---	---	---	---	---	---	---	---	---
Colorado	---	---	---	---	---	---	---	---	---	---	---	---	---	---	---	---	---	---	---	---	---
Florida	---	---	---	---	---	---	---	---	---	---	---	---	---	---	---	---	---	---	---	---	---
Houston	---	---	---	---	---	---	---	---	---	---	---	---	---	---	---	---	---	---	---	---	---
Los Angeles	---	---	---	---	---	---	---	---	---	---	---	---	---	---	---	---	---	---	---	---	---
Milwaukee	---	---	---	---	---	---	---	---	---	---	---	---	---	---	---	---	---	---	---	---	---
Montreal	---	---	---	---	---	---	---	---	---	---	---	---	---	---	---	---	---	---	---	---	---
New York	---	---	---	---	---	---	---	---	---	---	---	---	---	---	---	---	---	---	---	---	---
Philadelphia	---	---	---	---	---	---	---	---	---	---	---	---	---	---	---	---	---	---	---	---	---
Pittsburgh	---	---	---	---	---	---	---	---	---	---	---	---	---	---	---	---	---	---	---	---	---
St. Louis	---	---	---	---	---	---	---	---	---	---	---	---	---	---	---	---	---	---	---	---	---
San Diego	---	---	---	---	---	---	---	---	---	---	---	---	---	---	---	---	---	---	---	---	---
San Francisco	---	---	---	---	---	---	---	---	---	---	---	---	---	---	---	---	---	---	---	---	---

Career Pitching at Major League Parks

	W-L-S	ERA	G	IP	ER
Network Associates Col.	0-0-0	3.00	1	6	2

Major League Hitting Totals

AVG	AB	H	HR	RBI
---	---	---	---	---

Career Fielding

POS	PCT	G	PO	A	E	TC	DP
P	1.000	1	0	1	0	1	1



TM



Kevin Gregg

Right-Handed Pitcher

63

Bats: Right Throws: Right Ht.: 6-6 Wt.: 220
 Opening Day Age: 25 Born: June 20, 1978
 Birthplace: Corvallis, OR Resides: Corvallis, OR
 Married: Nicole Luthy, Nov. 7, 1998
 Children: Ryann
 Acquired: Signed as free agent, Nov. 19, 2002
 Signed Thru: 2004 Major League Service: 31 days

2003 Season:

● Began eighth professional season at double-A **Arkansas**...Was 4-3 with two complete games and a 3.53 ERA (66.1 IP – 26 ER) in 15 games (11 starts) at Arkansas...Was promoted to triple-A **Salt Lake**, June 11...Was 7-4 with a 4.03 ERA (91.2 IP – 41 ER) in 15 starts at Salt Lake in 2003...Seven wins ranked fourth on club...Won six straight starts, July 18-Aug. 19...Led Salt Lake to shutout victories in two consecutive starts, allowing just six hits and two walks with 13 strikeouts in 14 innings...On July 18, went seven innings and struck out five in a 7-0 win over Portland and, on July 23, struck out eight in seven innings in a 3-0 win over Tucson...In next start, picked up fourth consecutive win in the Stingers' 8-7 victory over Omaha, Aug. 2, and in process broke franchise record for most scoreless innings pitched, going 27.1 before giving up five runs in fourth inning...Allowed 12 home runs in 158 innings pitched this season in minor leagues...Struck out season-high eight batters three times...Walked 37 and struck out 135 in that span (3.6 SO per BB)...In minor league career has walked 427 and struck out 848 batters...Posted 2-0 record and 3.28 ERA (24.2 IP – 9 ER) in five games (two starts) with Angels...Was 2-0 with a 1.35 ERA (20 IP – 3 ER) as starter...Limited opponents to .205 average...Originally had contract selected by **Angels** from Salt Lake, Aug. 9, replacing Benji Gil (designated for assignment) on 25-man roster...Made major league debut as starter, Aug. 9 at Cleveland, in first game of doubleheader...Received no decision in Angels' 3-2, 13-inning loss (6 IP, 4 H, 1 R, 1 ER, 1 HB, 2 BB, 6 SO)...Was optioned to Salt Lake following game...Recalled again from Salt Lake, Sept. 1...Registered first major league win, Sept. 6 vs. Kansas City in second game of doubleheader (7 IP, 4 H, 1 R, 1 ER, 1 BB, 4 SO – 103 pitches, 69 strikes)...Made first ML appearance in relief, Sept. 2 at Minnesota (2.1 IP, 4 H, 3 R, 3 ER, 1 BB, 1 SO)...Moved to 2-0 in career, earning win Sept. 14 at Seattle (7 IP, 3 H, 1 R, 1 ER, 1 HR, 2 BB, 2 SO)...13 total wins in 2003 is career high (9 in 1999).

Minor League Summary:

- In **2002**, pitched for three teams in Athletics' minor league system...Finished 3-3 with a 4.30 ERA (37.2 IP – 18 ER) in 11 games (four starts) at double-A **Midland**, 2-5 with a 7.52 ERA (58.2 IP – 49 ER) in 16 games (eight starts) at triple-A **Sacramento** and 2-1 with a 2.08 ERA (17.1 IP – 4 ER) in three starts at single-A **Visalia**...11 combined wins was career high.
- In **2001**, spent entire season at **Midland**...Recorded 5-5 mark with one save and a 4.54 ERA (81.1 IP – 41 ER) in 44 games (one start)...Set career high in games pitched.
- In **2000**, spent season at **Midland**, posting 5-14 record with a 6.40 ERA (140.2 IP – 100 ER) in 28 games (27 starts)...Ranks first in league in losses, runs allowed (120) and earned runs allowed.
- In **1999**, split season between single-A **Visalia**, **Midland** and triple-A **Vancouver**...Finished 4-4 with one complete game shutout, one save and a 3.80 ERA (64 IP – 27 ER) in 13 games (11 starts) for Visalia, 4-7 with two complete games and a 3.74 ERA (91.1 IP – 38 ER) in 16 starts for Midland and 1-0 with a 3.60 ERA (5 IP – 2 ER) in one start for Vancouver...Combined totals set career best in starts (28)...Ranked second in league in complete games.
- In **1998**, spent entire season at single-A **Modesto**...Registered 8-7 record with one save and a 3.81 ERA (144 IP – 61 ER) in 30 games (24 starts)...Set career high with 141 strikeouts.
- In **1997**, posted 6-8 record with a 5.70 ERA (115.1 IP – 73 ER) in 25 games (24 starts)...Led A's farm system with 136 strikeouts.
- In **1996**, began professional career with **Athletics** rookie club...Was 3-3 with a 3.10 ERA (40.2 IP – 14 ER) in 11 games (nine starts).

Personal/Misc.:

- Kevin Marschall Gregg.
- Graduated Corvallis, HS (OR) in 1996.
- Originally signed by Athletics' scout Gary McGraw.

Gregg's Lifetime Pitching Record

Year	Club	W-L	ERA	G	GS	CG	GF	SHO	SV	IP	H	R	ER	HR	HBP	BB	IBB	SO	WP	BK	BA
1996	Athletics (ASL)	3-3	3.10	11	9	0	0	0	0	40.2	30	14	14	1	2	21	0	48	11	0	.208
1997	Visalia	6-8	5.70	25	24	0	0	0	0	115.1	116	81	73	8	5	74	0	136	28	0	.258
1998	Modesto	8-7	3.81	30	24	0	3	0	1	144	139	72	61	7	6	76	2	141	7	0	.254
1999	Visalia	4-4	3.80	13	11	1	2	1	1	64	60	34	27	3	4	23	0	48	7	1	.249
	Midland	4-7	3.74	16	16	2	0	0	0	91.1	75	45	38	7	6	31	1	86	6	0	.221
	Vancouver	1-0	3.60	1	1	0	0	0	0	5	6	2	2	0	0	2	0	4	2	0	.316
2000	Midland	5-14*	6.40	28	27	0	0	0	0	140.2	171	120*	100*	18	8	73	0	97	6	0	.304
2001	Midland	5-5	4.54	44	1	0	10	0	1	81.1	88	48	41	5	4	40	4	72	8	1	.274
2002	Midland	3-3	4.30	11	4	0	0	0	0	37.2	31	20	18	3	3	18	0	45	3	0	.221
	Sacramento	2-5	7.52	16	8	0	2	0	0	58.2	82	56	49	7	6	23	0	45	3	1	.332
	Visalia	2-1	2.08	3	3	0	0	0	0	17.1	8	5	4	0	1	9	0	11	2	0	.140
2003	Arkansas	4-3	3.53	15	11	2	0	0	0	66.1	60	29	26	2	4	19	0	60	2	0	.241
	Salt Lake	7-4	4.03	15	15	0	0	0	0	91.2	90	47	41	10	8	18	0	75	4	0	.256
	Anaheim	2-0	3.28	5	3	0	0	0	0	24.2	18	9	9	3	1	8	0	14	0	0	.205

Selected by Oakland Athletics' organization in 15th round of 1996 free agent draft. Granted free agency, Oct. 15, 2002.

	2003					Career						2003					Career					
	W-L-S	ERA	G	IP	ER	W-L-S	ERA	G	IP	ER		W-L-S	ERA	G	IP	ER	W-L-S	ERA	G	IP	ER	
Anaheim	---	---	---	---	---	---	---	---	---	---	March	---	---	---	---	---	---	---	---	---	---	
Baltimore	---	---	---	---	---	---	---	---	---	---	April	---	---	---	---	---	---	---	---	---	---	
Boston	---	---	---	---	---	---	---	---	---	---	May	---	---	---	---	---	---	---	---	---	---	
Chicago	---	---	---	---	---	---	---	---	---	---	June	---	---	---	---	---	---	---	---	---	---	
Cleveland	0-0-0	1.50	1	6	1	0-0-0	1.50	1	6	1	July	---	---	---	---	---	---	---	---	---	---	
Detroit	---	---	---	---	---	---	---	---	---	---	Aug.	0-0-0	1.50	1	6	1	0-0-0	1.50	1	6	1	1
Kansas City	1-0-0	1.29	1	7	1	1-0-0	1.29	1	7	1	Sept.	2-0-0	3.86	4	18.2	8	2-0-0	3.86	4	18.2	8	8
Minnesota	0-0-0	11.57	1	2.1	3	0-0-0	11.57	1	2.1	3	Oct.	---	---	---	---	---	---	---	---	---	---	
New York	---	---	---	---	---	---	---	---	---	---	Home	1-0-0	1.29	1	7	1	1-0-0	1.29	1	7	1	1
Oakland	---	---	---	---	---	---	---	---	---	---	Road	1-0-0	4.08	4	17.2	8	1-0-0	4.08	4	17.2	8	8
Seattle	1-0-0	1.29	1	7	1	1-0-0	1.29	1	7	1	Day	1-0-0	1.38	2	13	2	1-0-0	1.38	2	13	2	2
Tampa Bay	---	---	---	---	---	---	---	---	---	---	Night	1-0-0	5.40	3	11.2	7	1-0-0	5.40	3	11.2	7	7
Texas	0-0-0	11.57	1	2.1	3	0-0-0	11.57	1	2.1	3	Grass	2-0-0	2.42	4	22.1	6	2-0-0	2.42	4	22.1	6	6
Toronto	---	---	---	---	---	---	---	---	---	---	Turf	0-0-0	11.57	1	2.1	3	0-0-0	11.57	1	2.1	3	3
Arizona	---	---	---	---	---	---	---	---	---	---	Pre-ASG	---	---	---	---	---	---	---	---	---	---	---
Atlanta	---	---	---	---	---	---	---	---	---	---	Post-ASG	2-0-0	3.28	5	24.2	9	2-0-0	3.28	5	24.2	9	9
Chicago	---	---	---	---	---	---	---	---	---	---	Starter	2-0-0	1.35	3	20	3	2-0-0	1.35	3	20	3	3
Cincinnati	---	---	---	---	---	---	---	---	---	---	Reliever	0-0-0	11.57	2	4.2	6	0-0-0	11.57	2	4.2	6	6
Colorado	---	---	---	---	---	---	---	---	---	---												
Florida	---	---	---	---	---	---	---	---	---	---												
Houston	---	---	---	---	---	---	---	---	---	---												
Los Angeles	---	---	---	---	---	---	---	---	---	---												
Milwaukee	---	---	---	---	---	---	---	---	---	---												
Montreal	---	---	---	---	---	---	---	---	---	---												
New York	---	---	---	---	---	---	---	---	---	---												
Philadelphia	---	---	---	---	---	---	---	---	---	---												
Pittsburgh	---	---	---	---	---	---	---	---	---	---												
St. Louis	---	---	---	---	---	---	---	---	---	---												
San Diego	---	---	---	---	---	---	---	---	---	---												
San Francisco	---	---	---	---	---	---	---	---	---	---												

Career Pitching at Major League Parks


	W-L-S	ERA	G	IP	ER		W-L-S	ERA	G	IP	ER
Edison Field	1-0-0	1.29	1	7	1	Safeco Field	1-0-0	1.29	1	7	1
Jacobs Field	0-0-0	1.50	1	6	1	Ballpark in Arlington	0-0-0	11.57	1	2.1	3
Metrodome	0-0-0	11.57	1	2.1	3						

Major League Hitting Totals

AVG	AB	H	HR	RBI
---	---	---	---	---

Career Fielding

POS	PCT	G	PO	A	E	TC	DP
P	1.000	5	1	1	0	2	0



Tom Gregorio

Infielder

3

Bats: Right Throws: Right Ht.: 6-2 Wt.: 215
 Opening Day Age: 26 Born: May 5, 1977
 Birthplace: Brooklyn, NY Resides: Staten Island, NY
 Acquired: Selected in 27th round of 1999 free agent draft
 Signed Thru: 2004 Major League Service: 24 days

2003 Season:

- September call-up had contract selected from triple-A **Salt Lake** Sept. 5 and made ML debut behind plate in ninth inning (No PA) same day...One of six Angels rookies to make ML debut in 2003...Prior to call-up, spent entire 2003 season at Salt Lake, batting .221 (40/181) with 26 runs scored, 10 doubles, five home runs and 24 RBI in 54 games...Did not commit an error in 53 games as catcher with Stingers (308 TC)...Made first ML start in second game of doubleheader, Sept. 6 vs. Kansas City, collecting first ML hit (single) in first at-bat...2-run single in 4th inning Sept. 24th vs. Seattle proved to be game-winner and marked first two RBI of ML career...Missed action from June 16-Aug. 1 with Salt Lake due to strained right oblique muscle.

Minor League Summary:

- In 2002, began season with **Salt Lake** but spent majority of campaign with double-A **Arkansas**...While at Salt Lake, batted .255 (13/51) with seven runs, four doubles with one home run and three RBI in 15 games with Stingers...Raised average from .205 to .255 in final four games at Salt Lake (8-for-16)...Joined Arkansas in May and appeared in 56 games with Travelers batting .250 (47/188) with 18 runs scored, 10 doubles, one triple, three home runs and 15 RBI...Posted two season-best seven game hit streaks...In 2001, spent season at **Arkansas**, hitting .191 (30/157) with 15 runs scored, 10 doubles, one home run and 23 RBI in 45 games...Arkansas won Texas League Championship...Batted .326 (14/43) with RISP...Played four games with Angels' Arizona Summer League club, batting .273 (3/11) with one RBI...In 2000, set career-bests in games (106), runs (46), doubles (17), home runs (6) and RBI (41) with single-A **Cedar Rapids** to be named team MVP and earned the Fans Choice Award...Rebounded for a 5-for-51 start in April to hit .268 (88/328) over final five months of season...Best month came in June (.302, 19/63)...Posted three career-best four hit games...In 1999, spent first professional season at single-A **Boise** connecting for a home run for his first professional hit...Finished campaign batting .296 (55/186) with 29 runs scored, 10 doubles, one triple, five home runs and 36 RBI in 52 games...After a 1-for-21 April (.048), hit .327 (54/165) July-Sept...Posted career-best 10-game hit streak, July 4-19.

Personal/Misc.:

- Thomas Andrew Gregorio.
- Attended Tottenville HS (Staten Island, NY) and Troy State Univ. (Alabama).
- Signed by Angels scout Pete Coachman.

Gregorio's Lifetime Playing Record

Year	Club	AVG	G	AB	R	H	2B	3B	HR	RBI	SH	SF	HBP	BB	IBB	SO	SB	CS	GDP	SLG	OBP	E
1999	Boise	.296	52	186	29	55	10	1	5	36	0	2	2	11	0	33	0	1	3	.441	.338	5
2000	Cedar Rapids	.245	106	379	46	93	17	0	6	41	3	2	7	35	4	79	2	1	13	.338	.319	15
2001	Arkansas	.191	45	157	15	30	10	0	1	23	2	1	4	7	0	37	0	0	3	.274	.243	3
	Angels (ASL)	.273	4	11	1	3	0	0	0	1	0	0	0	3	0	2	0	0	0	.273	.429	1
2002	Salt Lake	.255	15	51	7	13	4	0	1	3	0	0	2	2	0	14	0	1	1	.392	.309	0
	Arkansas	.250	56	188	18	47	10	1	3	15	3	0	2	9	0	33	2	0	3	.362	.291	6
2003	Salt Lake	.221	54	181	26	40	10	0	5	24	0	1	4	14	0	44	0	0	1	.359	.290	1
	Anaheim	.158	12	19	1	3	0	0	0	2	0	0	1	1	0	8	0	0	0	.158	.238	1

	2003					Career					2003					Career									
	AVG	AB	H	HR	RBI	AVG	AB	H	HR	RBI	AVG	AB	H	HR	RBI	AVG	AB	H	HR	RBI					
Anaheim	---	---	---	---	---	---	---	---	---	---	---	---	---	---	---	---	---	---	---	---	---				
Baltimore	---	---	---	---	---	---	---	---	---	---	---	---	---	---	---	---	---	---	---	---	---				
Boston	---	---	---	---	---	---	---	---	---	---	---	---	---	---	---	---	---	---	---	---	---				
Chicago	---	---	---	---	---	---	---	---	---	---	---	---	---	---	---	---	---	---	---	---	---				
Cleveland	---	---	---	---	---	---	---	---	---	---	---	---	---	---	---	---	---	---	---	---	---				
Detroit	---	---	---	---	---	---	---	---	---	---	---	---	---	---	---	---	---	---	---	---	---				
Kansas City	.667	3	2	0	0	.667	3	2	0	0	---	---	---	---	---	.158	19	3	0	2	---				
Minnesota	---	---	---	---	---	---	---	---	---	---	---	---	---	---	---	---	---	---	---	---	---				
New York	---	---	---	---	---	---	---	---	---	---	---	---	---	---	---	---	---	---	---	---	---				
Oakland	.000	3	0	0	0	.000	3	0	0	0	---	---	---	---	---	.214	14	3	0	2	---				
Seattle	.250	4	1	0	2	.250	4	1	0	2	---	---	---	---	---	.000	5	0	0	0	---				
Tampa Bay	---	---	---	---	---	---	---	---	---	---	---	---	---	---	---	.143	7	1	0	2	.143	7	1	0	2
Texas	.000	9	0	0	0	.000	9	0	0	0	---	---	---	---	---	.167	12	2	0	0	.167	12	2	0	0
Toronto	---	---	---	---	---	---	---	---	---	---	---	---	---	---	---	.158	19	3	0	2	.158	19	3	0	2
Arizona	---	---	---	---	---	---	---	---	---	---	---	---	---	---	---	---	---	---	---	---	---	---	---	---	
Atlanta	---	---	---	---	---	---	---	---	---	---	---	---	---	---	---	---	---	---	---	---	---	---	---	---	
Chicago	---	---	---	---	---	---	---	---	---	---	---	---	---	---	---	---	---	---	---	---	---	---	---	---	
Cincinnati	---	---	---	---	---	---	---	---	---	---	---	---	---	---	---	---	---	---	---	---	---	---	---	---	
Colorado	---	---	---	---	---	---	---	---	---	---	---	---	---	---	---	---	---	---	---	---	---	---	---	---	
Florida	---	---	---	---	---	---	---	---	---	---	---	---	---	---	---	---	---	---	---	---	---	---	---	---	
Houston	---	---	---	---	---	---	---	---	---	---	---	---	---	---	---	---	---	---	---	---	---	---	---	---	
Los Angeles	---	---	---	---	---	---	---	---	---	---	---	---	---	---	---	---	---	---	---	---	---	---	---	---	
Milwaukee	---	---	---	---	---	---	---	---	---	---	---	---	---	---	---	---	---	---	---	---	---	---	---	---	
Montreal	---	---	---	---	---	---	---	---	---	---	---	---	---	---	---	---	---	---	---	---	---	---	---	---	
New York	---	---	---	---	---	---	---	---	---	---	---	---	---	---	---	---	---	---	---	---	---	---	---	---	
Philadelphia	---	---	---	---	---	---	---	---	---	---	---	---	---	---	---	---	---	---	---	---	---	---	---	---	
Pittsburgh	---	---	---	---	---	---	---	---	---	---	---	---	---	---	---	---	---	---	---	---	---	---	---	---	
St. Louis	---	---	---	---	---	---	---	---	---	---	---	---	---	---	---	---	---	---	---	---	---	---	---	---	
San Diego	---	---	---	---	---	---	---	---	---	---	---	---	---	---	---	---	---	---	---	---	---	---	---	---	
San Francisco	---	---	---	---	---	---	---	---	---	---	---	---	---	---	---	---	---	---	---	---	---	---	---	---	
March	---	---	---	---	---	---	---	---	---	---	---	---	---	---	---	---	---	---	---	---	---	---	---	---	
April	---	---	---	---	---	---	---	---	---	---	---	---	---	---	---	---	---	---	---	---	---	---	---	---	
May	---	---	---	---	---	---	---	---	---	---	---	---	---	---	---	---	---	---	---	---	---	---	---	---	
June	---	---	---	---	---	---	---	---	---	---	---	---	---	---	---	---	---	---	---	---	---	---	---	---	
July	---	---	---	---	---	---	---	---	---	---	---	---	---	---	---	---	---	---	---	---	---	---	---	---	
Aug.	---	---	---	---	---	---	---	---	---	---	---	---	---	---	---	---	---	---	---	---	---	---	---	---	
Sept.	---	---	---	---	---	---	---	---	---	---	---	---	---	---	---	---	---	---	---	---	---	---	---	---	
Oct.	---	---	---	---	---	---	---	---	---	---	---	---	---	---	---	---	---	---	---	---	---	---	---	---	
Home	.214	14	3	0	2	.214	14	3	0	2	---	---	---	---	---	---	---	---	---	---	---	---	---		
Road	.000	5	0	0	0	.000	5	0	0	0	---	---	---	---	---	---	---	---	---	---	---	---	---		
Day	.143	7	1	0	2	.143	7	1	0	2	---	---	---	---	---	---	---	---	---	---	---	---	---		
Night	.167	12	2	0	0	.167	12	2	0	0	---	---	---	---	---	---	---	---	---	---	---	---	---		
Grass	.158	19	3	0	2	.158	19	3	0	2	---	---	---	---	---	---	---	---	---	---	---	---	---		
Turf	---	---	---	---	---	---	---	---	---	---	---	---	---	---	---	---	---	---	---	---	---	---	---	---	
Pre-ASG	---	---	---	---	---	---	---	---	---	---	---	---	---	---	---	---	---	---	---	---	---	---	---	---	
Post-ASG	.158	19	3	0	2	.158	19	3	0	2	---	---	---	---	---	---	---	---	---	---	---	---	---		
Vs. LHP	.000	1	0	0	0	.000	1	0	0	0	---	---	---	---	---	---	---	---	---	---	---	---	---		
Vs. RHP	.167	18	3	0	2	.167	18	3	0	2	---	---	---	---	---	---	---	---	---	---	---	---	---		
RISP	.167	6	1	0	2	.167	6	1	0	2	---	---	---	---	---	---	---	---	---	---	---	---	---		
Bases Loaded	.500	2	1	0	2	.500	2	1	0	2	---	---	---	---	---	---	---	---	---	---	---	---	---		
Pinch-hitting	.000	1	0	0	0	.000	1	0	0	0	---	---	---	---	---	---	---	---	---	---	---	---	---		
DH	---	---	---	---	---	---	---	---	---	---	---	---	---	---	---	---	---	---	---	---	---	---	---	---	

Career Batting at Major League Parks

	AVG	AB	H	HR	RBI	AVG	AB	H	HR	RBI
Edison Field	.214	14	3	0	2	Safeco Field	.000	1	0	0
Network Associates Col.	.000	3	0	0	0	Ballpark in Arlington	.000	1	0	0

Career Fielding

POS	PCT	G	PO	A	E	TC	DP	PB
C	.979	12	44	2	1	47	0	3



Vladimir Guerrero

Outfielder

27

Bats: Right **Throws:** Right **Ht.:** 6-3 **Wt.:** 220
Opening Day Age: 28 **Born:** February 9, 1976
Birthplace: Nizao Bani, DR **Resides:** Nizao Bani, DR
Children: Vladimir Jr., Vlaimi, Miquita
Acquired: Signed as major league free agent, Jan. 12, 2004
Signed Thru: 2008 **Major League Service:** 86 days

2003 Season:

- In final year of five-year contract with **Montreal**, batted .330 with 25 home runs and 79 RBI in 112 games...Missed significant time in May, June and July due to back pain, which was caused by a herniated disk...Missed 40 games on disabled list...Injury did not require surgery...Played in three games for Brevard County during a rehab stint, July 17-20...Went 3-for-6 with a home run and one RBI...Despite missed time, marked sixth straight season he collected at least 25 home runs and first campaign he didn't post at least 34 home runs since 1997...Nearly won Expos' Triple Crown, but Orlando Cabrera posted one more RBI (80 to 79)...Batted .301 with eight HR and 33 RBI in 50 games before injury, hit .353 with 17 HR and 46 RBI in 62 contests after return...With 454-foot homer off Odalis Perez, August 21 at Dodger Stadium, moved past Andre Dawson (225) into sole possession of first place on Expos' all-time home run list...Passed Dawson in 1,945 fewer at-bats...Named National League Player of Month in August...Marked fifth player of month honor in career...Hit .349 (37-for-106) with eight doubles, one triple, 10 home runs and 25 RBI...10-homer month was sixth of career...Drove in 25 or more runs in single month for eighth time...Despite playing in only 112 games, ranked fourth in baseball with 22 intentional walks...Only Barry Bonds (61), Manny Ramirez (28) and Carlos Delgado (23) owned more...Played in 1,000th big league game on September 23 at Atlanta...Hit 7th-inning two-run homer on September 14 vs. New York (NL) to complete the cycle...Expos' sixth cycle in 35 National League seasons...Hit 502-foot home run, July 28 vs. Atlanta off Mike Hampton...Blast was longest home run hit to *left field* in 27-year baseball history of Olympic Stadium...Expos management erected a "502" sign/marker where ball landed...On March 25, MLB President and COO Bob DuPuy reduced his suspension from three games to two stemming from March 10 Expos-Marlins contest that included first-inning on-field fracas...Sat out Expos' first two games of season, March 31-April 2, at Atlanta...Batted .393 with nine home runs in 84 at-bats against left-handed pitchers...Hit .314 with runners in scoring position (33/105)...Hit .375 (57/152) with 13 home runs and 48 RBI at Olympic Stadium...Batted .440 (37-for-84) with eight home runs when putting first pitch in play...Posted season-high five RBI in first of two games played, April 19 vs. Cincinnati...Hit game-ending three-run shot off Jaret Wright in 10th inning of 12-9 win, May 7 vs. San Diego, his seventh career walk-off HR.

Top Career Batting Average Among Actives

Todd Helton	.337
Vladimir Guerrero	.323
Nomar Garciaparra	.323
Mike Piazza	.319
Derek Jeter	.318
<i>Min. of 3,000 PA</i>	

Career Highlights:

- Ranks among Expos all-time leaders in every offensive category...In 2002, became one of five players in major league history to record a .300 batting average, 30 HR, 100 RBI and 100 runs in five straight seasons, doing so from 1998-2002...Joined Lou Gehrig (nine seasons, 1929-37), Babe Ruth (seven, 1926-32), Jimmie Foxx (five, 1932-36) and Frank Thomas (five, 1993-97)...Four-time All-Star enters 2004 as career .323 hitter in 1,004 major league games...His 234 home runs in eight seasons with Montreal stands as club record...Since 1998, has averaged a .325 clip with 99 runs, 37 home runs, 110 RBI, 20 stolen bases and 12 assists per season...Single-season career bests include .345 average and 44 home runs in 2000, 131 RBI in 1999 and 206 hits in 2002...Became second youngest active player to reach 200 home runs in 2002 when he reached mark at exactly same age as Ken Griffey Jr. (26 years, 182 days)...In 2002, became fifth player in history with consecutive 30/30 seasons (also Willie Mays 1956-57, Bobby Bonds 1977-78, Ron Gant 1990-91 and Barry Bonds 1995-97)...In 1999, was the youngest of four players to have 30 homers and a 30-game hitting streak in same season, joining Rogers Hornsby (1922), Joe DiMaggio (1941) and Nomar Garciaparra (1997)...Three-time Louisville Silver Slugger recipient...At 22, became youngest Expos player to reach 30 HR mark, 200 hits and 100 RBI plateau...Only two players in major league history - Mel Ott and Joe DiMaggio - had a season in which they matched or surpassed Guerrero's numbers in each of those three categories before turning 23...Fell one home run short of becoming just fourth ever player to enter elite 40/40 club in 2002 (39 HR, 40 SB)...Has been named NL Player of Month five times and Player of Week six times...Owns 130 career intentional walks and 84 career outfield assists...Has seven career "walk-off" HR...Owns 19 two-HR games in his career.

Major League Summary:

- In 2002, named team captain during spring training and earned honor of **Expos' Player of Year** for fourth time in five years...Joined Gary Carter as only four-time winners of award...Set team record with 206 hits...Came one HR short of becoming fourth member of baseball's 40/40 Club, hitting 39 HR and stealing 40 bases while missing only one game...Totaled 14 outfield assists to tie Larry Walker for National League lead, third best in majors...Reached 100-RBI and 100-run plateau for fifth consecutive season...Ranked in NL's Top 5 in 14 offensive categories...Voted to *Sporting News'* NL All-Star team competing outright with Barry Bonds and Sammy Sosa and voted to *USA Today Sports Weekly's* Team as best right fielder in majors...Received Silver Slugger Award for third time as voted by managers and coaches...Runner-up to Alex Rodriguez for Hank Aaron Award recognizing best overall hitter in each

Did You Know? Only 2 players had 3 consecutive seasons of .300 AVG/30 HR/100 RBI/100 R/500 SLG before turning 25 years old...Vlad (1996-2000) and Joe DiMaggio (1937-1939).

league...Finished fourth in NL MVP vote, being named on 31 of 32 ballots for 168 points behind Bonds (448), Albert Pujols (276) and Lance Berkman (181)...On second-last day of season against Reds, hit very top of right field wall, missing homer by inches...Only three players in MLB history have hit at least 40 HR and have stolen a minimum of 40 bases in same season: Jose Canseco (42 HR/40 SB in 1988 with Oakland), Barry Bonds (42/40, 1996 with San Francisco) and Alex Rodriguez (42/46, 1998 with Seattle)...According to *Elias Sports Bureau*, only one other player has missed the elusive 40/40 mark by one HR...Bobby Bonds hit 39 HR and stole 43 bases with San Francisco Giants in 1973...Was only NL player and one of only three players in majors to top 200-hit plateau in 2002, joining New York Yankees' Alfonso Soriano (209) and Seattle's Ichiro Suzuki (208)...

Top Career Batting Slugging Pct Among Actives

Todd Helton	.616
Barry Bonds	.602
Manny Ramirez	.598
Vladimir Guerrero	.588
Alex Rodriguez	.581
Min. of 3,000 PA	

In addition to leading league in hits (206), also paced NL in total bases (364)...Finished second in multi-hit games (60), batting versus right-handed pitching (.347) and intentional walks (32), while recording second-longest hitting streak in majors (26 games)...Streak was second-longest in franchise history – behind his own 31-game streak posted in 1999...Joined FLA's Luis Castillo and BOS' Nomar Garciaparra as only active players to collect 30- and 20-game hitting streaks in their career...Hit safely in 33 of 35 games, July 30-September 6, hitting .383 (51/133) during that time...Became second-youngest active player to hit 200 career HR before age of 27 (26.182), hitting a solo shot off Mike DeJean in ninth inning August 9 at Milwaukee...Achieved mark at exactly same age as Ken Griffey, Jr., while trailing Alex Rodriguez (25,290)...HR was also his 30th of season, marking his fifth straight 30+ HR season...Was elected to start All-Star Game for first time in career...Gained 1,307,622 votes, placing third among outfielders, behind Barry Bonds and Sammy Sosa...Was 1-for-2 with a single and a run scored at July 9th game at Milwaukee's Miller Park...Was his fourth All-Star Game...His first-inning single off FLA's Brad Penny July 20 at Florida marked 1,000th hit of his career...Became fifth-youngest active player to reach mark (26 years, 162 days), trailing only Roberto Alomar (25.190), Ken Griffey Jr. (25.268), Alex Rodriguez (25.283) and Derek Jeter (26.92)...Became ninth repeat 30/30 member in ML history, August 30, stealing 2B versus ATL's John Smoltz & Javy Lopez...Set team record, September 4 versus Philadelphia, with 27th intentional walk, breaking Expos' old mark (26, Tim Lincecum, 1987)...Finished with 32 IBB...Hit two walk-off HR (vs. ARI's Curt Schilling August 1 & vs. ARI's Byung-Hyun Kim July 30)...Collected five multi-HR games (April 16 vs. CHL, April 28 vs. STL, May 1 @ HOJ, July 11 vs. ATL, July 17 vs. NYM)...Homered in three straight games, July 11-13 against visiting Atlanta...Named NL Player of Month for April...28 RBI set a team record for most RBI in April, breaking old mark of 27 (Henry Rodriguez, 1996; Guerrero, 2000)...Named NL Player of Week for April 22-28...Hit 5/20 (13/25), two 2B, three HR, six RBI, six runs, four SB, .960 slugging, .613 on-base, 24 total bases and three assists.

- In 2001, hit .307 with 107 runs scored, career-best 45 doubles, 34 home runs and 108 RBI in 159 games with **Montreal**...Was third in NL in stolen bases (37) and outfield assists (14), sixth in doubles, eighth in multi-hit games (56), ninth in extra-base hits (83) and 10th in hits (184)...Became first Expos' player in team history to attain 30 HR and 30 SB in same season, September 1 at Philadelphia...Stole second base off Robert Person and Johnny Estrada in sixth inning of a 4-1 loss at Veterans Stadium...Named to NL All-Star team for third consecutive year...Bat barrel hit Tommy Lasorda coaching third base...Hit first career grand slam, July 1 off Pirates' Jimmy Anderson in third inning at Olympic Stadium...His two-run HR off Marlins' Josh Beckett September 19 gave him 101 RBI, marking fourth straight year with 100+ RBI...Finished season with 108 RBI and 107 runs, marking fourth straight season with 100+ RBI and runs...Set career-high and tied club record with three doubles, June 2 vs. Phillies, to cap four-hit, six-RBI night.

- In 2000, experienced another record-breaking season with **Montreal**, completing his second straight campaign with at least 40 HR and 120 RBI and his third straight with at least 35 HR and 100 RBI...Joined Joe DiMaggio, Ted Williams and Jimmie Foxx as only players with 30 home runs, 100 RBI and .300 BA in three consecutive years before the age of 25...Ranked among NL Top 10 in 13 categories...Finished tied for 2nd in NL in triples (11); 3rd in total bases (379); batting (.345) and slugging (.664); 4th in home runs (44), multi-hit games (58) and hits (197); 5th in RBI (123) and extra base hits (83)...Finished tied for 5th with 12 outfield assists...Rewrote club record book in seven different offensive categories: Batting average (.345), home runs (44), total bases (379), home runs at home (25), extra bases on long hits (179), home runs, month (13 in September) and slugging percentage (.664)...Received *Silver Slugger Award* for second time, as voted by managers and coaches...Barry Bonds and Sammy Sosa completed the outfield...Named to AP Major League All-Star Team for first time and to *Sporting News* All-Star team for second straight season...Started in LF in Midsummer Classic at Atlanta as a replacement for injured Barry Bonds...Went 1-for-2 with a single in third spot of the order...Was first Expo to start All-Star Game since Marquis Grissom (LF) in 1993...Participated in Home Run Derby...NL Player of Month for April after leading the league in BA (.410), total bases (66) and slugging (.795)...Tied a club record for most RBI in month (27), set by Henry Rodriguez in 1996...Was runner-up to Rockies' Todd Helton for Hank Aaron Award recognizing best overall hitter in each league...Finished sixth in NL MVP voting...Hit two homers on April 3 (Opening Night) vs. L.A., connecting for his 500th career hit – a HR in 5th off Kevin Brown...Also hit solo HR in 8th off Terry Adams...Became second Expo to homer twice in season opener (Al Oliver, 1983 at Chicago)...Clubbed 100th career homer (solo) off Colorado's Julian Tavarez, April 26...Was 436th career game — 16th-fastest in ML history...Went 3-for-5, 3B, 2 HR and four RBI August 8 at Arizona...11 total bases were a career high...Hit two home runs in back-to-back games for first time in his career, Sept 17-18...Connected for a franchise record 24th HR at home on September 19, hitting a solo shot off Florida's Reid Cornelius, surpassing his previous record of 23 set in 1999...Hit total of 25 round-trippers at home in '00...Hit franchise record 43rd HR off FLA's A.J. Burnett on September 21, surpassing his previous mark of 42 set in 1999...Also went 1-for-3, 2 BB, IBB in game, setting club record for most total bases in a season with 368, surpassing his previous mark of 367 set in 1998...Connected for HR # 44 (452 ft.) off Ryan Dempsler on September 26 at Pro Player Stadium...Set club record with 13 HR in September, eclipsing previous mark of nine.

- In 1999, the first season of his new five-year contract with **Expos**, established seven offensive club records while finishing among NL Top 10 in 11 different categories...131 RBI set new Expos record and stands as career-best, eight more than Tim Lincecum's 123 set in 1987...Also finished season with 366 total bases, one less than his own club record set in 1998...Became first in franchise history to hit 30 or more homers and drive in at least 100 runs in two consecutive campaigns...Finished second in NL in total bases (366); 4th in extra base hits (84) and intentional walks (14); 5th in homers (42), tied with Astros' Jeff Bagwell in RBI (131), and hits (193)...Finished tied for third with 15 outfield assists...Hit safely in 31 consecutive games from July 27-August 26, going 49-for-127 (.386) with 12 doubles, one triple, 11 homers, 10 walks, four stolen bases and 27 RBI...Streak set a franchise record, surpassing Delino DeShields' 21-game streak set from June 28-July 21, 1993...Was also longest hitting streak in majors in 1990's...Was fifth-longest streak since 1949...Out of 31

Only five players in MLB history with a 30-game hitting streak and 30 HR in the same season:

Rogers Hornsby 1922 (33-game streak, 42 HR)—Also won Triple Crown
Joe DiMaggio 1941 (56-game streak, 30 HR)—Also won AL MVP
Nomar Garciaparra 1997 (30-game streak, 30 HR)—Also won AL Rookie of the Year
Vladimir Guerrero 1999 (31-game streak, 42 HR)
Albert Pujols 2003 (30-game streak, 43 HR)

games, 15 of them were multi-hit affairs...24 of 49 hits went for extra bases, as he compiled a .756 slugging percentage during stretch...He is youngest of four players to have 30 homers and a 30-game hitting streak in the same season, joining Rogers Hornsby (1922), Joe DiMaggio (1941) and Nomar Garciaparra (1997)...Joined Joltin' Joe and Hornsby in baseball history to have 30-game

Guerrero's Rankings among NL Leaders since 1998

Avg.	Hits	Home Runs	RBI
Helton (.339)	Helton (1156)	Sosa (332)	Sosa (808)
Walker (.339)	Guerrero (1112)	Bonds (284)	Helton (729)
Guerrero (.326)	C. Jones (1086)	Bagwell (232)	Bagwell (697)
Bonds (.318)	Sosa (1064)	Guerrero (222)	Guerrero (661)

Source: Elias

streak, along with at least 30 homers and 100 RBI in the same season...42 homers is co-highest total by a player with at least a 30-game hit streak...Rogers Hornsby also hit 42 home runs to go along with a 33-game hitting streak in 1922...Sat out on August 31 at Arizona with a bruised left knee to snap a 276 consecutive games appearance streak...Was first game missed since April 19, 1998 at Houston, ending third-longest consecutive game streak in majors...His 84 extra-base hits were two more than his club record set in 1998...His 600 slugging pct. surpassed .592 set by Moises Alou in strike-shortened 1994 season and his own .589 mark set in 1998...Named to *The Sporting News* year-end All-Star team...Became first Expos' player to win award since Moises Alou in 1994...Claimed *Louisville Slugger* Silver Slugger Award, becoming first Expo such honored since Alou and Wil Cordero in 1994...NL Player of the Month for August after batting .355 with 12 home runs and 29 RBI while also collecting 10 doubles and compiling a slugging percentage of .742...Was also named NL Player of the Month in July, 1998...Hit two homers in a game three times: May 16 at PIT (6th and 7th inning), August 10 vs LA (5th and 7th inning) and on October 2 at Philadelphia (1st and 6th inning)...Homered in three straight games from October 1-3 at Philadelphia...Represented Expos at All-Star Game in Boston...Grounded in to FC in only at-bat in what was first All-Star Game appearance...Tied club record for most RBI in August with 28, set by himself in 1998...Also tied the franchise mark for most HR in a month (12), set by Rusty Staub in August, 1970...Went 2-for-4, 2 HR, and a career-high 6 RBI October 2 at Philadelphia...In that contest, he and his older brother Wilton homered...Vladimir went deep twice and collected six RBI while Wilton hit a grand slam off Paul Byrd...The Guerreros hit three homers and set a major league record by combining for 10 RBI by brothers in same game.

- In 1998, spent first full season in majors with **Expos**...Ranked near top in 10 different major offensive categories...Was one of only 10 players to reach 200-hit plateau...Edited six franchise records for home runs (38), extra base hits (82) and total bases (367)...Finished 3rd in NL in multi-hit games (63), 4th in total bases (367), hits (202) and extra base hits (82, tied with Greg Vaughn), 6th in HR (38, tied with Moises Alou and Jeremy Burnitz)...At 22, became youngest Expos player to reach 30 HR mark, 200 hits and 100 RBI plateau...Only two players in major league history - Mel Ott and Joe DiMaggio - had a season in which they matched or surpassed Guerrero's numbers in each of those three categories before turning 23...Voted National League Player of the Month for July after batting .385 with 11 homers and 27 RBI while compiling a .771 slugging percentage...Named NL Player of Week (July 20-26) for first time in his career, hitting .433 with 5 HR, 13 RBI in 8 games...Went 2-for-3, with two HR April 2 vs Pittsburgh at Olympic Stadium, first multi-HR effort of career...Homered in four straight games from July 22-24, fifth player in franchise history to homer in four straight contests, joining Moises Alou, Andre Dawson (twice), Henry Rodriguez & Mitch Webster...When Wilton joined his brother, they became third of four brother combinations in Expos' history...Became first brothers to actually play with Montreal at same time...On August 15 at Cincinnati, both Vladimir & Wilton homered in same contest...Marked first time brothers homered for same team in same game since May 28, 1996 when Cal Ripken (3 homers) and Billy (1) connected at Seattle...Hit two doubles in 7th inning on June 11 vs Yankees...200th hit came on a single, September 26 at St. Louis to become just third different Expo to reach plateau.
- In 1997, was favored to be NL Rookie of Year when he reported to spring training for **Montreal**, but several key injuries sidelined hopes...Missed total of 52 games due to three DL stints...Selected by Montreal chapter of BBWAA as Rookie of Spring Training Camp after batting .358 with four doubles, two triples, four HR and 11 RBI during Grapefruit League schedule...Was only rookie to make club out of spring training...Spring came to sudden end on March 30, as he was placed on DL with fractured left foot after hitting foul ball off of it...Plagued by injuries through entire year, limiting him to 85 starts in 90 games...Appeared in 45 games prior to All-Star break and 45 afterwards...Made first appearance of season, May 3 at S.D., and homered following day...Pulled right hamstring, June 5 and was DL'd from June 6-20...Suffered hairline fracture in fifth metacarpal bone in left hand, July 11 at Cincinnati, after getting hit by a pitch...Did not return to play until July 27...Was hitting safely in 15 of his last 17 games prior to injury, going 26-for-67, .388 with three doubles, two triples, four HR and 13 RBI during span...Missed two games with strained right quadriceps muscle after running from first to third in the 7th inning at Coors field on July 30...Missed two games August 28-29 with a strained back...Suffered strained left quadriceps muscle while running to first base in his first at-bat in a game on September 9...Went 4-for-4 on June 27 at Florida for first career four hit effort...Collected three hits off Kevin Brown and drove in a run with bases-loaded single in 8th frame in a 2-0 win...Hit HR off Pat Hentgen on his first interleague pitch seen, June 30 at SkyDome...Hit game-winning, two-run HR in 10th inning off Red Sox' Joe Hudson, September 1...Homered in consecutive games for first time in his career, Sept. 4-5.
- In 1996, his contract was selected by **Montreal** from double-A Harrisburg on September 12, 1996 after Senators captured Eastern League title...Debut came September 19 at Atlanta, going 1-for-5...Singled to center off Steve Avery in second at-bat for first ML hit...First HR and RBI came off Mark Wohlers September 21 - a 1st-pitch solo shot off the right field fair pole...Started four straight games in Atlanta series, going 4-for-17 against likes of Avery, Glavine, Neagle and Smoltz...Batted .258, two HR, nine RBI with Estrellas in the Dominican Winter League.

Minor League Summary:

- In 1996 started season at single-A **West Palm Beach**, batting .363 with five HR, 18 RBI in Florida State League...Called up to **Harrisburg** and became Eastern League's youngest position player on his way to becoming youngest player ever to win batting title with .360 average...Led all minor league baseball in batting average...Hit safely in 25 of first 26 games...Named Eastern League Batter of the Week after hitting .440 (11/25) in his first week...Hit in 19 straight games from May 9-29, going 31-for-70, .443, nine doubles, five HR, 17 RBI...Named to League All-Star team...Named Expos' Player Development Player of Month three consecutive months, from April-June...Also named TOPPS Player of the Month in June after batting .398, eight doubles, four HR and 26 RBI in 30 games...Selected as *Sporting News* Minor League Player of the Year, Eastern League MVP and Rookie of the Year, *Baseball America's* Double-A Player of the Year, and Eastern League All-Star (OF) after helping Harrisburg win Eastern League championship...Also named *Rawlings'* Rookie of the Year and 1996 All Star (OF).
- In 1995, claimed South Atlantic League batting crown...Hit .333 for **Albany**, adding 21 doubles, 10 triples and 16 homers...Named to SAL mid-season All-Star team and post-season All-Star squad...Selected Expos Player Development Player of Month for April and May...Named by *Baseball America* as Expos' best prospect and second best in South Atlantic League...Had surgery on left knee to repair a torn meniscus, August 29 by Dr. **Larry Coughlin** at Montreal.

- **1994**, had one of greatest half-season performances in 10-year history of **Dominican Summer League**, hitting .424 with 12 HR and 35 RBI (.935 slg. pct.) in 25 games, prompting Expos to move him to **Rookie Gulf Coast** team in Florida...Was named TOPPS Player of the Month for August after batting .288 with five doubles, four HR and 14 RBI...Tied for third among GCL hitters in extra base hits (21) and tied for fifth in doubles (13)...Named GCL MVP.
- In **1993**, after signing in March, made professional debut at age of 17 in **Dominican Summer League** and hit .333 (35/105) in 34 games.

Personal/Misc.:

- Vladimir Alvino Guerrero.
- Nicknames are "Vladdy" and "Vlad".
- Will provide local charities with free tickets for games at Angel Stadium.
- With Expos, hosted 30 under-privileged kids every Sunday the team played at Olympic Stadium, providing them with free lunch and VIP tickets.
- One of nine children...Brother Wilton is on Kansas City Royals roster for spring 2004...Brother Julió is an infielder in minor leagues... Lived with mother and brother Wilton while both played in Montreal.
- Enjoys playing video games and listening to music.
- Signed by Expos scouts Fred Ferreira and Arturo DeFreites.

Guerrero's Lifetime Playing Record

Year	Club	AVG	G	AB	R	H	2B	3B	HR	RBI	SH	SF	HBP	BB	IBB	SO	SB	CS	GDP	SLG	OBP	E
1993	DSL Expos	.333	34	105	19	35	4	0	1	14	1	2	2	8	0	13	4	2	1	.400	.385	5
1994	DSL Expos	.424	25	92	34	39	11	0	12	35	0	1	0	21	0	6	5	5	0	.935	.526	2
	GCL Expos	.314	37	137	24	43	13	3	5	25	0	3	2	11	0	18	0	7	0	.562	.366	1
1995	Albany	.333	110	421	77	140	21	10	16	63	0	4	7	30	3	45	12	7	8	.544	.383	11
1996	Wst.Pim.Bch	.363	20	80	16	29	8	0	5	18	0	1	1	3	0	10	2	2	1	.650	.388	3
	Harrisburg	.360	118	417	84	150	32	8	19	78	0	2	9	51	13	42	17	10	8	.612	.438	8
	Montreal	.185	9	27	2	5	0	0	1	1	0	0	0	3	0	0	0	1	296	.185	0	0
1997	Montreal	.302	90	325	44	98	22	2	11	40	0	3	7	19	3	39	3	4	11	.483	.350	12
	Wst.Pim.Bch	.400	3	10	0	4	2	0	0	2	0	0	0	1	0	1	0	1	0	1.600	.455	0
1998	Montreal	.324	159	623	108	202	37	7	38	109	0	5	7	42	13	95	11	9	15	.589	.371	17
1999	Montreal	.316	160	610	102	193	37	5	42	131	0	2	7	55	14	62	14	7	18	.600	.378	19
2000	Montreal	.345	154	571	101	197	28	11	44	123	0	4	8	58	23	74	9	10	15	.664	.410	10
2001	Montreal	.307	159	599	107	184	45	4	34	108	0	3	9	60	24	88	37	16	24	.566	.377	12
2002	Montreal	.336	161	614	106	206	37	2	39	111	0	5	6	84	32	70	40	20	20	.593	.417	10
2003	Montreal	.330	112	394	71	130	20	3	25	79	0	4	6	63	22	53	9	5	18	.586	.426	7
	Brevard City	.500	3	6	2	3	0	0	1	1	0	0	1	0	0	0	0	0	0	1.000	.571	0
Major Totals		.323	1004	3763	641	1215	226	34	234	702	0	26	50	381	130	484	123	71	122	.588	.390	87

Originally signed as non-drafted free agent, March 1, 1993.

Disabling Injuries: 2003 — Herniated disc in back, disabled June 6 (retro to June 5) — July 21
 1997 — Fractured left foot, disabled March 30 — May 2
 Pulled right hamstring, disabled June 6-20
 Hairline fracture in fifth metacarpal bone of left hand, disabled, July 12-27

	2003					Career					2003					Career					
	AVG	AB	H	HR	RBI	AVG	AB	H	HR	RBI	AVG	AB	H	HR	RBI	AVG	AB	H	HR	RBI	
Anaheim	.143	7	1	0	0	.143	7	1	0	0	March	—	—	—	—	—	—	—	—	—	—
Baltimore	—	—	—	—	—	.286	49	14	3	7	April	.271	85	23	5	17	.322	521	168	29	108
Boston	—	—	—	—	—	.259	54	14	4	10	May	.345	84	29	3	16	.301	711	214	39	121
Chicago	—	—	—	—	—	.455	11	5	1	2	June	.143	7	1	0	0	.343	566	194	32	105
Cleveland	—	—	—	—	—	.385	13	5	0	1	July	.382	34	13	4	10	.333	565	188	44	113
Detroit	—	—	—	—	—	.308	13	4	1	2	Aug.	.349	106	37	10	25	.324	748	242	52	140
Kansas City	—	—	—	—	—	.455	11	5	0	1	Sept.	.346	78	27	3	11	.320	621	199	34	102
Minnesota	—	—	—	—	—	—	—	—	—	—	Oct.	—	—	—	—	.323	31	10	4	13	
New York	—	—	—	—	—	.283	53	15	2	10	Home	.327	208	68	15	56	.331	1911	633	128	398
Oakland	—	—	—	—	—	—	—	—	—	—	Road	.333	186	62	10	23	.314	1852	582	106	304
Seattle	—	—	—	—	—	—	—	—	—	—	Day	.293	140	41	9	29	.300	1100	330	62	184
Tampa Bay	—	—	—	—	—	.396	48	19	6	16	Night	.350	254	89	16	50	.332	2663	885	172	518
Texas	—	—	—	—	—	—	—	—	—	—	Grass	.331	181	60	10	23	.312	1488	464	79	234
Toronto	—	—	—	—	—	.331	118	39	7	15	Turf	.329	213	70	15	56	.330	2275	751	155	468
Arizona	.333	21	7	2	2	.342	158	54	17	39	Pre-ASG	.301	176	53	8	33	.322	1965	633	109	371
Atlanta	.349	43	15	4	7	.299	378	113	20	59	Post-ASG	.353	218	77	17	46	.324	1798	582	125	331
Chicago	.174	23	4	2	5	.324	179	58	9	33	Vs. LHP	.393	84	33	9	22	.325	840	273	56	157
Cincinnati	.444	18	8	1	6	.369	179	66	11	38	Vs. RHP	.313	310	97	16	57	.322	2923	942	178	545
Colorado	.417	24	10	3	7	.338	195	66	14	35	RISP	.314	105	33	5	48	.325	934	304	49	443
Florida	.359	39	14	3	7	.307	336	103	19	54	Bases Loaded	.333	9	3	0	10	.242	66	16	1	54
Houston	.348	23	8	0	3	.280	168	47	3	15	Pinch-hitting	—	—	—	—	.111	9	1	0	2	
Los Angeles	.300	20	6	2	3	.309	194	60	14	35	DH	—	—	—	—	.000	6	0	0	0	
Milwaukee	.174	23	4	0	2	.362	185	67	11	42											
Montreal	—	—	—	—	—	—	—	—	—	—											
New York	.345	58	20	2	11	.304	335	102	23	56											
Philadelphia	.464	28	13	3	10	.366	314	115	28	79											
Pittsburgh	—	—	—	—	—	.302	162	49	8	36											
St. Louis	.286	21	6	1	3	.293	184	54	12	40											
San Diego	.333	24	8	1	6	.335	203	68	12	46											
San Francisco	.273	22	6	1	7	.333	216	72	9	31											

Career Batting at Major League Parks

	AVG	AB	H	HR	RBI		AVG	AB	H	HR	RBI
Bank One Ballpark	.351	74	26	7	18	Shea Stadium	.275	167	46	8	19
Fulton County Stadium	.235	17	4	1	1	Veteran's Stadium	.329	140	46	10	26
Turner Field	.295	156	46	5	23	Three Rivers Stadium	.232	56	13	3	10
Wrigley Field	.344	96	33	6	17	PNC Park	.320	25	8	2	6
Cinergy Field	.452	73	33	6	19	Busch Stadium	.267	90	24	3	17
Great American Ball Park	.444	9	4	0	0	Qualcomm Stadium	.252	107	27	7	17
Coors Field	.382	102	39	9	20	3Com Park	.305	59	18	1	5
Pro Player Stadium	.305	167	51	8	24	Pacific Bell Park	.368	57	21	2	10
Astrodome	.172	29	5	0	2	Camden Yards	.250	24	6	1	2
Minute Maid Park	.292	48	14	2	5	Fenway Park	.211	19	4	1	1
Dodger Stadium	.340	97	33	7	15	U.S. Cellular Field	.455	11	5	1	2
County Stadium	.364	66	24	3	18	Comerica Park	.308	13	4	1	2
Miller Park	.364	33	12	4	4	Yankee Stadium	.233	30	7	0	2
Olympic Stadium	.335	1855	622	126	390	Tropicana Field	.333	24	8	3	11
H. Bithorn Stadium, P.R.	.196	56	11	2	8	Skydome	.333	63	21	5	8

Career Multiple-Home Run Games (19)

July 28, 2003 vs. Atlanta
 May 1, 2002 at Houston
 July 18, 2001 vs. Philadelphia
 Sept. 6, 2000 at St. Louis
 May 31, 2000 at Cincinnati
 Oct. 2, 1999 at Philadelphia
 April 2, 1998 vs. Pittsburgh

July 17, 2002 vs. New York Mets
 April 28, 2002 vs. St. Louis
 Sept. 18, 2000 vs. Florida
 Aug. 15, 2000 vs. San Francisco
 April 21, 2000 vs. Milwaukee
 Aug. 10, 1999 vs. Los Angeles

July 11, 2002 vs. Atlanta
 April 16, 2002 vs. Cubs
 Sept. 17, 2000 vs. New York Mets
 Aug. 8, 2000 at Arizona
 April 3, 2000 vs. Los Angeles
 May 16, 1999 at Pittsburgh

Career Grand Slams (1)

July 1, 2001 vs. Pittsburgh

All-Star Game Record

Year	Club	Site	AVG	G	AB	R	H	2B	3B	HR	RBI	SH	SF	HBP	BB	IBB	SO	SB	CS	GDP	SLG	OBP	E
1999	—	NL, Bos.	.000	1	1	0	0	0	0	0	0	0	0	0	0	0	0	0	0	0	.000	.000	0
1999	—	NL, Atl.	.500	1	2	0	1	0	0	0	0	0	0	0	0	0	0	0	0	0	.500	.500	0
2001	—	NL, Sea.	.000	1	1	0	0	0	0	0	0	0	0	0	0	0	0	0	0	0	.000	.000	0
2003	—	NL, Mil.	.000	1	2	1	1	0	0	0	0	0	0	0	0	0	1	0	0	0	.500	.500	0
Totals			.333	4	6	1	2	0	0	0	0	0	0	0	0	0	1	0	0	0	.333	.333	0

Career Fielding

POS	PCT	G	PO	A	E	TC	DP
OF	.959	992	1948	84	87	2119	22

Guerrero's Bests

Season	Game
AVG. .345 — 2000	H 4 — 10 times, last, 9-14-03 vs. NY Mets
H 206 — 2002	HR 2 — 19 times, last, 7-28-03 vs. Atl.
HR 44 — 2000	RBI 6 — 6-2-01 vs. Phil & 10-2-99 at Phil.
RBI 131 — 1999	SB 3 — 9-20-02 at NY Mets & 7-15-02 vs. Phil.
SB 40 — 2002	Hit Streak 31 — July 27-Aug. 26, 1999

ANGELS



Jose Guillen

Outfielder

6

Bats: Right Throws: Right Ht.: 5-11 Wt.: 190
 Opening Day Age: 27 Born: May 17, 1976
 Birthplace: San Cristobal, DR Resides: Santo Domingo, DR
 Children: Jose, Jr.
 Acquired: Signed as major league free agent, Dec. 19, 2003
 Signed Thru: 2005 Major League Service: 6 yrs., 51 days

2003 Season:

- Was batting .337 with 23 home runs and 63 RBI in 91 games with **Cincinnati** when traded to **Oakland**, July 30, in exchange for minor league pitchers Aaron Harang, Joe Valentine and Jeff Brusch... Was ranked third in National League in batting and fourth in slugging (.629) before trade... Was leading Reds in batting and doubles (21) and was second in home runs (23) and RBI (63)... Voted the 2003 Ernie Lombardi Award as the Reds' Most Valuable Player... Oakland marked fifth Major League club he has appeared with since 1999 (Pittsburgh, Tampa Bay, Arizona & Cincinnati)... Hit .265 with eight home runs and 23 RBI in 45 games with A's... Combined with both clubs to establish career-highs in batting (.311), runs scored (77), home runs (31), RBI (86), walks (24), total bases (276), extra base hits (61), on-base percentage (.359) and slugging percentage (.569)... His combined .569 slugging percentage ranked 13th among all major league hitters... Batted .314 (33/105) with runners in scoring position... Batted .300 or better in each of his four months with Cincinnati (.314 in April, .357 in May, .354 in June and .322 in July) then hit .261 in August and .275 in September with A's... Hit .337 (87/258) before All-Star Break and .282 (64/227) after break... Saw most of action with A's and Reds batting second... Combined with both A's and Reds for 96 games (92 starts) in right field, 32 games (21 starts) in left field and five games (three starts) in center field... Had nine outfield assists, all of which came with Cincinnati, including two in one game, May 9 against Milwaukee (equalled second best season total of career - 16 in 1998 with Pittsburgh)... Batted .306 (19/62) with four home runs and eight RBI in first 15 games with A's through August 16, which included his third two-homer game of season and career, August 16 against Toronto... Also homered twice in a game with Cincinnati on May 22 against Atlanta and July 4 against New York Mets... Served two-game suspension (September 4-5) for comments and contact with an umpire, June 25 against St. Louis while playing for Cincinnati... Fractured the hook of the hamate bone in left hand on September 14 in Texas but missed just five games and continued to play through injury... Returned September 21 against Seattle and went four for 14 (.286) in five games (four starts) with the injury over final week of season... Hit .455 (5/11) in four games in post-season debut in ALDS against Boston, starting four of five games in left field... Began season in minors and hit .333 (5/15) with three RBI in four games before selected by Cincinnati April 8 when Ken Griffey, Jr. went on disabled list... Pinch hit in 11 of his first 14 games and batted .207 (6/29) over his first 15 games... Put together a career high 11-game hitting streak from April 25-May 6... Hit .422 (19/45) during streak with four home runs and 16 RBI... That effort was part of a 26-game stretch where he batted .384 (38/99) with eight home runs and 25 RBI... Posted five-straight multiple-hit games from June 29-July 4 (11/21, 5/24) to boost his average to a season-high .358 on July 4... Had 10-game hitting streak from July 19-28 (17/44, .386) with five home runs and 12 RBI.

Career Highlights:

- Owns 59 career outfield assists, posting a career-best 16 in 1998 with Pirates... Angels will be sixth Major League club he has appeared with since 1999 (Pittsburgh, Tampa Bay, Arizona, Cincinnati & Oakland)... Was 16-years-old when he signed with Pirates in August 1992... In 1997 at 20-years-old, jumped from single-A to become Pirates' Opening Day right fielder... Was Pittsburgh's youngest Opening Day starter since 20-year-old Bill Mazeroski in 1957... Was named as TOPPS Rookie All-Star as selected by Major League managers.

Major League Summary:

- In 2002, made 85 appearances for **Reds** and **Diamondbacks**, combining to hit .238 with eight home runs, 31 RBI and four stolen bases... Began season with Arizona and appeared in 54 games before designated for assignment on July 15... Signed by Rockies on July 26... Appeared in five games at triple-A Colorado Springs before he asked for and was given his release on July 31 after Colorado acquired (in separate trades) outfielders Jay Payton and Gabe Kapler... Signed by Reds as minor league free agent and appeared in eight games for triple-A Louisville... Promoted between games of doubleheader vs. St. Louis on August 27, when Austin Kearns went on DL... Appeared in 31 games for Reds, including 25 starts (22 in right field, 3 in left field)... In September, had four homers and led club with 16 RBI... September 9 vs. Pittsburgh, hit his third career grand slam (off Al Reyes)... Five RBI in that game tied career-high... Played for Escogido in Dominican Winter League and hit .342 with three HR and eight RBI in 11 games.
- In 2001, suffered a sprained left knee in May, an injury that led to three stints on DL... Appeared in a career-low 41 games with **Devil Rays**... At time of injury, led all Major League outfielders with seven assists and had hit .319 in his previous 13 games... While on a rehab assignment at Triple-A Durham, on June 12 vs. Louisville, was ejected for using an illegal bat... Was suspended for 10 games... Overall appeared in 33 games for Durham... Rejoined Devil Rays in September and hit .344 in 13 games.
- In 2000, began season on **Devil Rays** DL with tendinitis in right shoulder... Reinstated on April 12 and was optioned to triple-A Durham... Appeared in 19 games for the Bulls before he was recalled to Tampa Bay... When promoted, was leading International League in hitting (.423), homers (9), RBI (31) and slugging percentage (.923)... Twice was named International League Player of the Week (April 17-23 and May 8-14) and led off both weeks by homering in three consecutive games... April 22 vs Norfolk, became only

second player in organization history to hit for the cycle...Joined Tampa Bay on May 12 and remained with D-Rays for rest of season... May 28 vs. Seattle, recorded a pair of two-run doubles in 11-run eighth inning to become first Devil Rays player with two extra-base hits in an inning...June 7 at Philadelphia, tied club records with two triples and three extra-base hits...Hit second career grand slam on June 25 at Texas off Kenny Rogers...Established a club record and ranked fourth in National League with 13 hit by pitches.

- In **1999**, was **Pittsburgh's** Opening Day starting right fielder for third consecutive season...Appeared in 40 games for Pirates and 35 games for triple-A Nashville before he was traded to **Devil Rays** on July 23 (with pitcher Jeff Sparks in exchange for catchers Joe Oliver and Humberto Cota...Appeared in nine games for triple-A **Durham** before joining **Tampa Bay** on August 8 for final 52 games of season...Started 47 of those games in right field.
- In **1998**, was **Pittsburgh's** Opening Day starting right fielder...Ranked fourth among National League outfielders with 16 assists...Hit his first career grand slam on June 21, 1998 at Milwaukee off Jeff Juden.
- In **1997**, was named a TOPPS Rookie All-Star as selected by Major League managers...At 20 years old, he jumped from single-A to become **Pirates'** Opening Day right fielder...Was Pittsburgh's youngest Opening Day starter since 20-year-old Bill Mazeroski in 1957...Led club with nine outfield assists...Among National League rookies, ranked tied for second in RBI (70) and third in HR (14)...Led all NL rookies with 39 multi-hit games...April 3, he singled off San Francisco's Rich Delucia for his first career hit...April 19, homered off Cincinnati's Pete Schourek for his first career home run.

Minor League Summary:

- In **1996**, enjoyed finest season as professional with **Lynchburg** as he was Carolina League's Most Valuable Player and TOPPS single-A All-Star...Carolina League Player of the Month for July 1996...Selected to play in 1996 Carolina League All-Star Game...Led Carolina League in hits (170), tied for the lead in homers (21), ranked second in RBI (94) and ranked third in extra-base hits (51)...Among all Pirates minor leaguers ranked first in RBI and third in hitting.
- In **1995**, was a New York-Penn League All-Star with **Erie**...Led New York-Penn League in homers (12), slugging percentage (.527) and extra-base hits (30)...Also appeared in 10 games with single-A Augusta (.235, 2 HR, 6 RBI).
- In **1994**, hit .264 with four home runs and 11 RBI in 30 games with Pirates' affiliate in **Gulf Coast Rookie League**.
- In **1993**, opened professional career at age of 17 with the Pirates' **Dominican Summer League** club and was Player of the Month for July...Led squad in homers (11) and RBI (31).

Personal/Misc.:

- Jose Manuel Guillen.
- Originally signed by Pirates' scout Pablo Cruz as non-drafted free agent, Aug. 19, 1992.

Guillen's Lifetime Playing Record

Year	Club	AVG	G	AB	R	H	2B	3B	HR	RBI	SH	SF	HBP	BB	IBB	SO	SB	CS	GDP	SLG	OBP	E
1993	—DSL Pirates	.226	63	234	39	53	3	4	11	31	0	2	5	21	1	55	10	7	8	.415	.302	-
1994	—GCL Pirates	.264	30	110	17	29	4	1	4	11	0	0	6	7	0	15	2	1	0	.427	.341	2
1995	—Erie	.314	66	258	41	81	17	1	12*	46	0	1	12	10	0	44	1	5	5	.527	.367	13
	—Augusta	.235	10	34	6	8	1	1	2	6	0	0	2	2	0	9	0	0	0	.500	.316	0
1996	—Lynchburg	.322	136	526*	78	170*	30	0	21*	94	1	8	13	20	1	73	24	13	16	.498	.357	13
1997	—Pittsburgh	.267	143	498	58	133	20	5	14	70	0	3	8	17	0	88	1	2	16	.412	.300	9
1998	—Pittsburgh	.267	153	573	60	153	38	2	14	84	1	4	6	21	0	100	3	5	7	.414	.298	10
1999	—Pittsburgh	.267	40	120	18	32	6	0	1	18	1	1	0	10	1	21	1	0	7	.342	.321	3
	—Nashville	.333	35	132	28	44	10	0	5	22	0	1	2	8	0	21	0	1	4	.523	.378	4
	—Durham	.382	9	34	8	13	1	0	3	12	0	1	0	7	0	7	0	1	2	.676	.476	0
	—Tampa Bay	.244	47	168	24	41	10	0	2	13	0	1	7	10	1	36	0	0	9	.339	.312	3
2000	—Durham	.423	19	78	20	33	8	2	9	31	0	1	1	8	3	11	0	1	2	.923	.477	3
	—Tampa Bay	.253	105	316	40	80	16	5	10	41	2	0	13	18	1	65	3	1	6	.430	.320	4
2001	—Tampa Bay	.274	41	135	14	37	5	0	3	11	0	1	3	6	2	26	2	3	2	.378	.317	3
	—Durham	.294	33	119	18	35	9	0	7	29	0	2	0	3	0	28	0	0	3	.546	.306	1
2002	—Arizona	.229	54	131	13	30	4	0	4	15	0	1	2	7	1	25	3	4	7	.351	.277	0
	—Colo Springs	.412	5	17	2	7	3	0	0	5	0	0	1	1	0	2	0	1	1	.588	.474	0
	—Louisville	.310	8	29	4	9	4	0	2	8	0	0	0	0	0	5	0	0	1	.655	.310	0
	—Cincinnati	.248	31	109	12	27	3	0	4	16	1	0	1	7	0	18	1	1	6	.335	.299	1
2003	—Louisville	.333	4	15	4	5	1	0	0	3	0	1	0	1	0	3	1	0	1	.400	.353	0
	—Cincinnati	.337	91	315	52	106	21	1	23	63	6	2	9	17	1	63	1	3	8	.629	.385	8
	—Oakland	.265	45	170	25	45	7	1	8	23	2	1	5	7	1	32	0	0	8	.459	.311	4
AL Totals		.257	238	789	103	203	38	6	23	88	4	3	28	41	3	159	5	4	25	.408	.316	14
NL Totals		.275	512	1746	213	481	92	8	60	266	9	11	26	79	5	315	10	15	51	.440	.315	31
Major Totals		.270	750	2535	316	684	130	14	83	354	13	14	54	120	8	474	15	19	76	.434	.315	45

Signed as a non-drafted free agent by Pittsburgh Pirates organization, August 19, 1992.

Traded with pitcher Jeff Sparks to the Tampa Bay Devil Rays for catchers Joe Oliver and Humberto Cota, July 23, 1999.

Released by Devil Rays, November 27, 2001.

Signed by Arizona Diamondbacks, December 18, 2001.

Released by D-Backs, July 22, 2001.

Signed by Colorado Rockies organization, July 29, 2002.

Released by Rockies, August 1, 2002.

Signed by Cincinnati Reds organization, August 20, 2002.

Traded to Oakland Athletics for minor league pitchers Aaron Harang, Joe Valentine and Jeff Brusch, July 30, 2003.

On suspended list, September 4-6, 2003.

Disabling Injuries: 2001 — Sprained left knee, disabled May 17 — June 24
 Sprained left knee, disabled June 25 — July 30
 2000 — Tendinitis right shoulder, disabled March 28 — April 12

	2003					Career						2003					Career				
	AVG	AB	H	HR	RBI	AVG	AB	H	HR	RBI		AVG	AB	H	HR	RBI	AVG	AB	H	HR	RBI
Anaheim	.214	14	3	0	2	.194	36	7	1	4	March	—	—	—	—	—	—	—	—	—	—
Baltimore	.286	21	6	0	0	.308	117	36	1	9	April	.314	51	16	4	10	.266	327	87	10	35
Boston	.259	27	7	1	3	.241	83	20	2	6	May	.357	84	30	6	18	.299	471	141	14	63
Chicago	.308	13	4	0	2	.271	85	23	1	10	June	.354	65	23	4	11	.263	437	115	16	65
Cleveland	.455	11	5	0	0	.286	70	20	1	3	July	.322	115	37	9	24	.292	346	101	13	54
Detroit	.357	14	5	1	1	.219	73	16	2	7	Aug.	.261	119	31	5	14	.260	477	124	12	62
Kansas City	—	—	—	—	—	.345	87	30	1	13	Sept.	.275	51	14	3	9	.249	450	112	18	74
Minnesota	—	—	—	—	—	.286	56	16	1	10	Oct.	—	—	—	—	—	.148	27	4	0	1
New York	.235	17	4	0	0	.225	71	16	2	5	Home	.301	226	68	14	37	.276	1255	346	40	180
Oakland	—	—	—	—	—	.158	38	6	2	3	Road	.320	259	83	17	49	.264	1280	338	43	174
Seattle	.143	7	1	0	0	.256	43	11	1	5	Day	.311	177	55	14	32	.273	744	203	31	111
Tampa Bay	.233	30	7	2	4	.233	30	7	2	4	Night	.312	308	96	17	54	.269	1791	481	52	243
Texas	.400	15	6	2	5	.286	49	14	7	15	Grass	.313	444	139	27	78	.270	1343	363	55	203
Toronto	.258	31	8	3	9	.222	72	16	3	9	Turf	.293	41	12	4	8	.269	1192	321	28	151
Arizona	.444	9	4	1	5	.300	40	12	2	8	Pre-ASG	.337	258	87	18	49	.279	1354	378	45	184
Atlanta	.444	18	8	3	6	.271	96	26	7	14	Post-ASG	.282	227	64	13	37	.259	1181	306	38	170
Chicago	.333	18	6	2	3	.281	128	36	5	22	Vs. LHP	.315	130	41	7	20	.274	657	180	26	88
Cincinnati	—	—	—	—	—	.264	87	23	1	7	Vs. RHP	.310	355	110	24	66	.268	1878	504	57	266
Colorado	.294	17	5	2	6	.343	99	34	6	22	RISP	.314	105	33	3	43	.253	700	177	16	247
Florida	.273	11	3	0	0	.288	104	30	2	21	Bases Loaded	.500	6	3	0	7	.250	60	15	3	47
Houston	.205	39	8	0	3	.263	137	36	4	22	Pinch-hitting	.263	19	5	0	3	.263	19	5	0	3
Los Angeles	.000	5	0	0	0	.195	113	22	1	8	DH	.000	1	0	0	0	.500	6	3	0	1
Milwaukee	.357	42	15	4	11	.278	108	30	7	25											
Montreal	.286	7	2	1	1	.297	118	35	3	18											
New York	.333	24	8	4	6	.231	108	25	4	12											
Philadelphia	.200	10	2	1	2	.191	115	22	1	12											
Pittsburgh	.417	24	10	1	5	.323	62	20	3	13											
St. Louis	.389	36	14	1	4	.286	140	40	6	24											
San Diego	.462	13	6	1	3	.426	94	40	2	14											
San Francisco	.333	12	4	1	5	.197	76	15	2	9											

Career Batting at Major League Parks

	AVG	AB	H	HR	RBI		AVG	AB	H	HR	RBI
Edison Field	.100	10	1	0	0	Great American Ball Park	.331	139	46	10	26
Camden Yards	.273	44	12	0	2	Coors Field	.423	52	22	5	18
Fenway Park	.176	34	6	1	3	Astrodome	.286	35	10	2	5
U.S. Cellular Field	.216	37	8	0	3	Minute Maid Park	.136	22	3	0	1
Jacobs Field	.283	53	15	1	3	Dodger Stadium	.172	58	10	1	3
Tiger Stadium	.222	18	4	1	3	Pro Player Stadium	.263	57	15	1	12
Comerica Park	.214	28	6	1	1	County Stadium	.143	28	4	1	6
Kauffman Stadium	.395	43	17	1	10	Miller Park	.256	39	10	2	8
Metrodome	.357	14	5	1	2	Hiram Bithorn Stadium (PR)	.286	7	2	1	1
Yankee Stadium	.304	23	7	1	2	Olympic Stadium	.241	54	13	0	3
Network Associates Col.	.265	98	26	5	13	Veterans Stadium	.255	55	14	0	7
Safeco Field	.231	26	6	1	1	Three Rivers Stadium	.295	577	170	15	90
Tropicana Field	.240	367	88	8	36	PNC Park	.306	36	11	2	4
Ballpark in Arlington	.290	31	9	5	10	Shea Stadium	.239	67	16	2	9
Skydome	.313	32	10	1	4	Busch Stadium	.263	80	21	3	13
Bank One Ballpark	.286	84	24	4	16	Qualcomm Stadium	.395	38	15	0	4
Turner Field	.209	43	9	1	3	Pacific Bell Park	.300	20	6	1	6
Wrigley Field	.309	55	17	2	10	3Com Park	.161	31	5	1	3
Cinergy Field	.210	100	21	2	13						

Career Multiple-Home Run Games (3)

Aug. 16, 2003 vs. Toronto

July 4, 2003 vs. New York Mets

May 22, 2003 vs. Atlanta

Career Grand Slams (3)

September 9, 2002 vs. Pittsburgh

June 5, 2000 at Texas

June 21, 1998 at Milwaukee

Division Series Totals

Year	Club, Opp	AVG	G	AB	R	H	2B	3B	HR	RBI	SH	SF	HBP	BB	IBB	SO	SB	CS	GDP	SLG	OBP	E
2003—Oak., Bos.		.455	4	11	1	5	1	0	0	1	0	0	0	3	0	2	0	0	0	.545	.571	0

Career Fielding

POS	PCT	G	PO	A	E	TC	DP
OF	.966	692	1235	59	45	1339	15

Guillen's Bests

Season		Game	
AVG.	.311 — 2003	H	4 — at Colorado, 7-27-98
H	151 — 2003	HR	2 — three times, last, vs. Toronto, 8-16-03
HR	31 — 2003	RBI	5 — three times, last, vs. Pittsburgh, 9-9-02
RBI	86 — 2003	SB	1 — 15 times
SB	4 — 2002	Hit Streak	11 — April 25-May 6, 2003



Shane Halter

Infielder

18

Bats: Right Throws: Right Ht.: 6-0 Wt.: 195
 Opening Day Age: 34 Born: Nov. 8, 1969
 Birthplace: La Plata, MD Resides: Overland Park, KS
 Married: Jen Dart, Jan. 24, 1997
 Children: Gunner
 Acquired: Signed as free agent, Jan. 14, 2004
 Signed Thru: 2004 Major League Service: 6 yrs., 16 days

2003 Season:

- Spent fourth full major league season with **Detroit Tigers**, batting .217 (78/360) with five doubles, two triples, 12 home runs and 30 RBI in 114 games...Equalled career-high in home runs and appeared in over 100 games for fourth consecutive season...Five of his 12 home runs either tied game or gave Tigers lead, including a pair of walk-off solo home runs, both in 11th inning (Sept. 3 vs. Cleveland, off Jose Santiago & Sept. 25 vs. Minnesota, off Brad Thomas)...Connected for first home run (three-run) of season, April 12 vs. White Sox...Three RBI established season-high...Collected season-high three hits, April 26 at Seattle...Equalled season-high hit total, May 11 at Tampa Bay and, June 4 at San Diego...Tallied second inside-the-park home run of career, May 6 at Baltimore...Marked just second inside-the-park home run at Camden Yards and first since 1993...Other inside-the-park home run came Aug. 10, 2001 at Kansas City...Committed first error of season, May 17 vs. Seattle...Had gone 180 innings and 98 total chances without an error to begin the season...Batted .179 (17/56) with one double, two home runs and five RBI in May...Snapped season-long 0-for-16 streak with single off Roger Clemens, June 1 vs. New York...Hit game-tying sacrifice fly later in same game to deny Clemens' bid to pick up 300th win...Hit safely in six-of-seven games, June 8-21, batting .360 (9/25) with two doubles, two triples, one home run and two RBI...Best month of season came in June, hitting .258 (17/66) with three doubles, two triples, one home run and five RBI...Hit game-tying ninth-inning solo home run, Aug. 18 vs. Texas, sending game into extra-innings...Tigers would later lose game 4-2 in 16 innings...Hit safely in season-high five straight games, Sept. 22-28, batting .333 (6/18) with one home run and two RBI...Posted .243 average (37/152) with six home runs and 15 RBI vs. lefthanders, but hit .197 (41/208) with six home runs and 15 RBI against righthanders...Hit .365 (19/52) with three doubles, one triple and one home run when putting first pitch in play.

Career Highlights:

- Best season as major leaguer came in 2001, establishing career-best numbers in batting average (.284), games (136), hits (128), doubles (32), triples (7), home runs (12) and RBI (65)...Led Tigers in doubles and tied for second in AL in triples...On Oct. 1, 2000, became fourth player in Major League history to play all nine positions in a single game...Became first position player to pitch for Tigers since Mark Koenig on Sept. 22, 1931...Has made two appearances as pitcher; July 17, 1998 vs. Seattle (1 IP, 1 H) while with Kansas City and Oct. 1, 2000 vs. Minnesota (0 IP, 1 BB) with Detroit.

Major League Summary:

- In **2002**, opened season as starting shortstop and made his first Opening Day start for **Tigers**...Batted .239 with 10 home runs and 39 RBI after posting career-best numbers in those categories in 2001...Ranked third on team with 122 games played...Started Tigers first 38 games, all at shortstop, prior to sitting May 17-18 versus Texas...Drilled first home run of season, a three-run shot, May 1 off Kansas City's Dan Reichert...Was first home run since October 4, 2001...Hit in 16-of-18 games from April 16-May 5, raising his batting average from .143 to season-high .267...Had eight-game hitting streak from April 27-May 5, batting .407 (11/27) with eight runs, two doubles, two home runs and four RBI in that span...Had two starts at second base -- May 19 versus Texas and May 24 at Chicago...Started in left field on May 30 at Cleveland...Was only second start in left field as a Tiger and first there since May 19, 2000 at Boston...Made five more starts there in 2002, with last coming June 21 at Florida...Drove in game-winning run, June 3 versus Boston, with double in 10th inning...Entered game in eighth as pinch-runner for Randall Simon...Made first start of season at third base, June 4 versus Boston...Matched season-high eight-game hitting streak, going 10-for-23 (.435) from June 23-July 11...Reached base in all five plate appearances, July 4 at Chicago, with two hits and career-high three walks...Was 5-for-45 (.111) with runners in scoring position after All-Star break, after posting .342 mark (13/38) in first half...July was best month, as he batted .298 (25/84) with seven multi-hit efforts in 25 games...Had eight doubles, three triples, two home runs and eight RBI...Fanned four times in four at-bats on July 26 at Cleveland, matching team season-high...Ranked third on team with 92 strikeouts...Tripled on August 10 versus Baltimore in 500th game of career...Started 69 of last 92 games (23-3B, 38-SS, 6-LF, 2-DH)...Had seven hits in his final 58 at-bats of the season (.121)...Accumulated team-high 21 errors -- 15 at shortstop, four at third base and two at second base...His 15 errors at shortstop were fifth-most in league...Tied for sixth in AL with six triples...Of his 10 home runs, six were solo shots...Batted .264 (52/197) at Comerica Park; .216 (46/213) on road...Posted .424 batting average (25/59) when putting first pitch in play -- eighth-best among AL players...Batted .206 (28/136) from seventh inning on, tied for fifth-worst in AL.

- In **2001**, established career-best numbers in batting average (.284), games (136), hits (128), doubles (32), triples (7), home runs (12) and RBI (65) with **Detroit**. ...Led team with 32 doubles and tied for second with seven triples. ...Opened season with eight starts at third base, hitting safely in six of eight starts. ...Recorded his first multi-hit and multi-RBI game, April 26 versus Baltimore. ...Doubled in three straight games May 26-June 1. ...Totaled seven doubles over a 10-game span, May 26-June 13. ...Earned Tigers Player of the Month honors for June, batting .338 (27/80) with six doubles, three triples, three home runs and 12 RBI. ...Posted career-high 10-game hitting streak, June 17-27, going .459 (17/37) with one double, two triples, three home runs and eight RBI. ...Homered in three-of-four games, June 24-27. ...Posted three-hit efforts in four-of-seven games, July 1-8. ...Had two doubles and six RBI while batting .519 (14/27) in that seven-game span. ...Held his batting average over the .300 mark for 30-straight days, July 1-August 3. ...Entered All-Star break with .330 batting average. ...Hit safely in eight-of-12 games, July 5-17, posting multi-hit efforts in all eight games (three three-hit games, five two-hit games). ...Batted .396 (19/48) in that 12-game span. ...Made his first major league start as designated hitter, July 20 at Cleveland, going 0-for-5 with a run scored. ...Drilled first career grand slam, August 8 at Texas, off Brandon Villafuerte. ...Drove in career-high five runs that game, all five coming in ninth inning as he first notched an RBI double and followed with grand slam in next at-bat that inning. ...Legged out inside-the-park home run, August 10 at Kansas City. ...Posted five-game hitting streak, August 26-31. ...Named Tigers Player of the Month for his efforts in September and October. ...Hit .296 (29/98) with three home runs and 17 RBI. ...Drove in four runs, September 30 versus Boston. ...Posted nine three-hit games in 2001. ...Tied for team lead with 16 multi-RBI games. ...Hit .314 (37/118) with 10 doubles, four home runs and 51 RBI with runners in scoring position and AL-best .714 (5/7) in bases-loaded situations. ...Led AL and tied for second in majors with 26 errors. ...Posted .967 fielding percentage at shortstop and .924 mark at third base.
- In **2000**, established new career-highs in games played (105), runs (26), hits (62) and RBI (27). ...Made 60 starts for **Tigers**, including 18 at first base, 28 at third base, one at second base, eight at shortstop, one in left, three in center and one in right. ...Appeared in eight of Tigers first 15 games and six of first nine at Comerica Park. ...Earned first start of season, April 22 at Chicago, playing shortstop. ...Compiled season-high six-game hitting streak, April 22-May 3, matching career-high set May 8-16, 1998. ...Also had two five-game streaks. ...Went 2-for-5 with a double and drove in game-winning run on bunt single in Tigers 3-2, 12-inning victory over Cubs on June 4. ...Went 4-for-5, June 13 versus Toronto. ...Was second career four-hit game and first since August 30, 1997 at St. Louis while with Royals. ...Hit safely in five-straight games, July 28-August 1, including three consecutive multi-hit games. ...Started in 24-of-26 games, July 24-August 29, including 14 at third base. ...Became only fourth player in Major League history to play all nine positions in single game, October 1 against Minnesota. ...Texas' Scott Sheldon also accomplished feat, September 6, 2000, in addition to Cesar Tovar of the Twins on September 22, 1968 and Bert Campaneris of the A's on September 8, 1965. ...Started at first base before moving to third in second inning. ...Went to right field in third, center in fourth, left field in fifth, played at short in sixth, caught in seventh, and took mound to pitch in eighth, becoming first position player to pitch for Tigers since Mark Koenig did so, September 22, 1931. ...After walking Matt LeCroy (only batter he faced), moved to second base to complete nine-position feat. ...In addition to defensive display, also matched career-high at plate going 4-for-5 with one double and three RBI. ...Also scored game-winning run to cap Tigers 12-11 victory, wrapping up three-game sweep of Twins.
- In **1999**, was acquired by **New York Mets** from **Kansas City Royals**, March 22, 1999 in exchange for minor league outfielder Jonathan Guzman. ...Had contract purchased from Triple A Norfolk of International League, September 3. ...Appeared in seven games for Mets (five as a pinch-runner) with no plate appearances.
- In **1998**, appeared in 86 games with **Kansas City** while batting .221 (45/204). ...Played 66 games (45 starts) at shortstop, nine games (six starts) in outfield, eight games (one start) at third base, six games (one start) at second base and one game at first base. ...Also made his pitching debut. ...Compiled career-high six-game hitting streak May 8-16, going 10/27 (.370) to raise average to .301. ...Became Royals everyday shortstop on May 12 and held spot through June 9. ...Had season-high three RBI May 14 at Tampa Bay. ...Became sixth position player in Kansas City's history to make pitching appearance, July 17 at Seattle. ...Worked one scoreless inning in 18-5 loss, surrendering one hit. ...Optioned to triple-A **Omaha** of American Association on July 21.
- In **1997**, made major league debut with **Kansas City Royals**. ...Served as utility player for Royals in first experience at big league level. ...Appeared at second base, shortstop, third base and all three outfield positions. ...Had contract purchased on April 6 when Jose Offerman went on disabled list. ...Made major league debut that night at Minnesota. ...Entered game April 9 versus Baltimore as a pinch-runner in seventh inning. ...Remained in game and singled off Randy Myers in bottom of 11th for his first major league hit. ...Made first start at Seattle on April 21 against Randy Johnson. ...Went 1-for-3 with a single versus Johnson. ...Was 4-for-13 (.308) in 11 games when he was optioned back to **Omaha** on May 3. ...Was recalled from Omaha on May 18. ...Started again against Randy Johnson in Seattle on July 18 and responded with first-inning home run, his first in majors. ...Collected four hits, including a double and a home run (off Tony Fossas), and drove in four runs versus St. Louis on August 30.

Minor League Summary:

- In **1999**, had 36 multiple-hit games -- 28 two-hit contests and eight three-hit games with **Norfolk**. ...Led International League with 17 sacrifices and 17 caught stealings. ...Tied for second among all minor leaguers with 17 sacrifices. ...Tied for sixth among all triple-A shortstops with .274 batting average. ...Had season-high nine-game hit streak April 14-21. ...Played every position except pitcher and first base with Norfolk.
- In **1998**, hit .309 in 22 games for **Omaha** in 1998 with six doubles and 13 RBI.
- In **1997**, appeared in 14 games for **Omaha**, hitting .265 with two home runs and nine RBI.
- In **1996**, was loaned to Florida Marlins triple-A affiliate in **Charlotte**, April 11-May 7, 1996. ...Batted .293 (12x41) with four RBI in 16 games. ...Returned to Omaha in May for remainder of season, hitting .258 in 93 games.
- In **1995**, spent first full season at triple-A level with **Omaha** and appeared in 124 games, batting .230 with career-high eight home runs. ...Led all minor leagues with 19 sacrifice bunts. ...Named American Association's Player of the Week for July 10-16.
- In **1994**, played in career-high 129 games at double-A **Memphis**. ...Had career-high 23 doubles.
- In **1993**, split season between single-A **Wilmington** and **Memphis**. ...Voted Carolina League's best defensive shortstop by league managers in *Baseball America's* "Tools of the Trade" survey. ...Scored an organization-high 94 runs.
- In **1992**, saw action at single-A Baseball City and single-A **Appleton**. ...Led all Midwest League shortstops with 64 double plays. ...Played in Midwest League's All-Star game.
- In **1991**, began pro career at single-A **Eugene**.

Personal/Misc.:

- Shane David Halter.
- Attended University of Texas where he was named All-Southwest Conference in 1992...Batted .333 (72/213) with 43 runs, eight doubles, eight triples, two home runs, 42 RBI and nine stolen bases in 65 games...Graduated from Seminole (OK) Junior College in 1990.
- Lettered in baseball, basketball, football, track and golf at Hooks (TX) High, graduating in 1988.

Halter's Lifetime Playing Record

Year	Club	AVG	G	AB	R	H	2B	3B	HR	RBI	SH	SF	HBP	BB	IBB	SO	SB	CS	GDP	SLG	OBP	E
1991	—Eugene	.233	64	236	41	55	9	1	1	18	2	1	3	49	0	60	12	6	3	.292	.370	21
1992	—Appleton	.265	80	313	50	83	22	3	3	33	5	3	1	41	1	54	21	6	4	.383	.349	16
	Baseball City	.239	44	117	11	28	1	0	1	14	5	4	0	24	0	31	5	5	4	.274	.359	6
1993	—Wilmington	.299	54	211	44	63	8	5	5	32	12	4	2	27	2	55	5	4	3	.455	.377	15
	Memphis	.258	81	306	50	79	7	0	4	20	10	3	2	30	1	74	4	7	3	.320	.326	16
1994	—Memphis	.225	129	494	61	111	23	1	6	35	15	6	3	39	0	102	10	14	10	.312	.282	29
1995	—Omaha	.230	124	392	42	90	19	3	8	39	19	1	0	40	0	97	2	3	6	.355	.300	19
1996	—Omaha	.258	93	299	43	77	24	0	3	33	8	1	2	31	0	49	7	2	6	.368	.330	13
	Charlotte	.293	16	41	3	12	1	0	0	4	0	2	0	2	0	8	0	0	0	.317	.311	1
1997	—Omaha	.265	14	49	10	13	1	1	2	9	0	2	1	6	0	10	0	0	1	.449	.345	2
	Kansas City	.276	74	123	16	34	5	1	2	10	4	0	2	10	0	28	4	3	1	.382	.341	1
1998	—Kansas City	.221	86	204	17	45	12	0	2	13	7	2	1	12	0	38	2	5	3	.309	.265	10
	Omaha	.309	22	97	15	30	6	1	1	13	4	0	0	6	1	15	4	1	2	.423	.350	3
1999	—Norfolk	.274	127	474	77	130	22	3	6	35	17	3	0	60	0	90	19	18	10	.371	.354	20
	New York (NL)	.000	7	0	0	0	0	0	0	0	0	0	0	0	0	0	0	0	0	.000	.000	0
2000	—Detroit	.261	105	238	26	62	12	2	3	27	10	2	1	14	0	49	5	2	5	.366	.302	8
2001	—Detroit	.284	136	450	53	128	32	7	12	65	7	6	7	37	2	100	3	3	14	.467	.344	26
2002	—Detroit	.239	122	410	46	98	22	6	10	39	1	4	4	39	1	92	0	4	12	.395	.309	21
2003	—Detroit	.217	114	360	33	78	5	2	12	30	3	3	0	27	0	77	2	3	11	.342	.269	9
AL Totals		.249	630	1785	191	445	88	18	41	184	32	17	15	139	3	384	16	20	46	.388	.306	75
NL Totals		.000	7	0	0	0	0	0	0	0	0	0	0	0	0	0	0	0	0	.000	.000	0
Major Totals		.249	637	1785	191	445	88	18	41	184	32	17	15	139	3	384	16	20	46	.388	.306	75

Selected by Royals in fifth round of 1991 draft, signed June 4, 1991

Loaned by Royals to Marlins, April 11-May 7, 1996

Traded by Royals to Mets for OF Janathan Guzman, March 22, 1990

Claimed on Waivers by Tigers from Mets, March 13, 2000

Granted free agency, Oct. 28, 2003.

	2003				Career					2003				Career								
	AVG	AB	H	HR	RBI	AVG	AB	H		HR	RBI	AVG	AB	H	HR	RBI						
Anaheim	.000	11	0	0	0	.184	103	19	1	4	March	—	—	—	—	—	—	—	—	—	—	—
Baltimore	.167	12	2	1	1	.179	67	12	2	10	April	.214	56	12	2	5	.235	272	64	4	23	
Boston	.125	16	2	0	0	.274	113	31	3	12	May	.179	56	10	2	5	.243	263	64	5	20	
Chicago	.310	29	9	1	3	.288	156	45	2	14	June	.258	66	17	1	5	.279	276	77	5	26	
Cleveland	.238	42	10	2	5	.164	177	29	2	13	July	.200	45	9	1	4	.277	325	90	6	42	
Detroit	—	—	—	—	—	.077	13	1	0	0	Aug.	.226	53	12	2	4	.219	356	78	13	39	
Kansas City	.158	38	6	2	4	.239	155	37	7	25	Sept.	.214	84	18	4	7	.232	271	63	7	26	
Minnesota	.213	47	10	1	3	.318	195	62	7	24	Oct.	—	—	—	—	.409	22	9	1	8		
New York	.174	23	4	1	3	.303	109	33	3	14	Home	.230	161	37	6	15	.258	827	213	15	87	
Oakland	.267	15	4	1	2	.209	110	23	2	6	Road	.206	199	41	6	15	.242	958	232	26	97	
Seattle	.200	20	4	1	1	.237	114	27	6	14	Day	.180	128	23	1	7	.228	584	133	7	55	
Tampa Bay	.313	16	5	0	2	.233	73	17	0	7	Night	.237	232	55	11	23	.260	1201	312	34	129	
Texas	.273	22	6	1	3	.250	100	25	3	17	Grass	.219	315	69	12	27	.249	1571	391	35	167	
Toronto	.143	28	4	0	1	.220	91	20	0	2	Turf	.200	45	9	0	3	.252	214	54	6	17	
Arizona	.250	8	2	0	0	.167	24	4	0	0	Pre-ASG	.228	193	44	6	18	.264	894	236	16	82	
Atlanta	—	—	—	—	—	.000	0	0	0	0	Post-ASG	.204	167	34	6	12	.235	891	209	25	102	
Chicago	—	—	—	—	—	.391	23	9	0	3	Vs. LHP	.243	152	37	6	15	.273	615	168	18	59	
Cincinnati	—	—	—	—	—	.346	26	9	0	4	Vs. RHP	.197	208	41	6	15	.237	1170	277	23	125	
Colorado	.250	12	3	1	1	.250	12	3	1	1	RISP	.202	84	17	1	19	.227	414	94	7	132	
Florida	—	—	—	—	—	.143	7	1	0	0	Bases Loaded	.000	4	0	0	1	.308	26	8	1	27	
Houston	—	—	—	—	—	.143	7	1	0	1	Pinch-hitting	.250	8	2	0	1	.143	21	3	0	1	
Los Angeles	.250	4	1	0	0	.250	4	1	0	0	DH	.077	13	1	1	3	.077	26	2	1	3	
Milwaukee	—	—	—	—	—	.438	32	14	0	5												
Montreal	—	—	—	—	—	.333	12	4	1	2												
New York	—	—	—	—	—	—	—	—	—	—												
Philadelphia	—	—	—	—	—	.000	2	0	0	0												
Pittsburgh	—	—	—	—	—	.286	14	4	0	1												
St. Louis	—	—	—	—	—	.276	29	8	1	4												
San Diego	.667	6	4	0	1	.667	6	4	0	1												
San Francisco	.182	11	2	0	0	.182	11	2	0	0												

Career Batting at Major League Parks

	AVG	AB	H	HR	RBI		AVG	AB	H	HR	RBI
Edison Field	.217	60	13	1	2	County Stadium	.556	9	5	0	1
Camden Yards	.139	36	5	2	6	Turner Field	.000	0	0	0	0
Fenway Park	.239	71	17	3	6	Bank One Ballpark	.125	16	2	0	0
U.S. Cellular Field	.284	81	23	0	7	Wrigley Field	.400	5	2	0	1
Jacobs Field	.129	93	12	1	8	Cinergy Field	.412	17	7	0	1
Tiger Stadium	.111	9	1	0	0	Coors Field	.273	11	3	1	1
Comerica Park	.261	682	178	14	77	Pro Player Stadium	.143	7	1	0	0
Kauffman Stadium	.247	227	56	6	24	Astrodome	.000	3	0	0	0
Metrodome	.283	92	26	4	7	Dodger Stadium	.000	0	0	0	0
Yankee Stadium	.333	57	19	2	9	Shea Stadium	.000	0	0	0	0
Network Associates Col.	.192	52	10	1	4	Veterans Stadium	.000	0	0	0	0
Kingdome	.333	21	7	2	5	Three Rivers Stadium	.500	2	1	0	0
Safeco Field	.255	51	13	3	5	Busch Stadium	.167	18	3	0	0
Tropicana Field	.224	49	11	0	5	Qualcomm Stadium	.667	6	4	0	1
Ballpark in Arlington	.271	59	16	1	14	Pacific Bell Park	.182	11	2	0	0
Skydome	.200	40	8	0	0						

Career Grand Slams (1)

Aug. 8, 2001 at Texas

Career Fielding

POS	PCT	G	PO	A	E	TC	DP
Pitcher	1.000	2	1	0	0	1	0
Catcher	1.000	2	1	0	0	1	0
First Base	.992	51	335	26	3	364	44
Second Base	.985	62	76	126	3	205	21
Third Base	.946	229	142	363	29	534	44
Shortstop	.963	259	353	696	40	1089	137
Outfield	1.000	61	80	4	0	84	1

Halter's Bests

	Season		Game
AVG.	.284 — 2001	H	4 — three times; last, 10-1-00 vs. Min.
H	128 — 2001	HR	1 — 41 times; last, 9-25-03 vs. Min.
HR	12 — 2001 & 2003	RBI	5 — 8-8-01 at Tex.
RBI	65 — 2001	SB	1 — 16 times; last, 9-26-03 vs. Min.
SB	5 — 2000		
Hit Streak	10 — June 17-27, 2001		



TM



Bobby Jenks

Right-Handed Pitcher

59

Bats: Right **Throws:** Right **HL:** 6-3 **Wt.:** 270
Opening Day Age: 23 **Born:** Mar. 14, 1981
Birthplace: Mission Hills, CA **Resides:** Bothell, WA
Married: Adele Romkey, June 26, 2000
Children: Cuma, Nolan
Acquired: Selected in 5th round of 2000 free agent draft
Signed Thru: 2004

2003 Season:

- Spent 2003 season at double-A **Arkansas**. Posted 7-2 record with a 2.17 ERA (83 IP – 20 ER) in 16 starts after missing considerable time due to injury. Walked 51, struck out 103 and allowed just two home runs. Won five straight decisions, July 6-Aug. 14. Longest outing was seven innings pitched, Aug. 9 at Tulsa. Strikeout high was 10. Aug. 26 at Midland. Was 4-1 with a 1.91 ERA in nine road starts. Named Organization Pitcher of the Month for August, registering 3-1 mark and 0.82 ERA (33 IP – 3 ER) in six starts. Average against on season was .191 (56/293). Made one rehabilitation start for rookie **Mesa** (4 IP, 2 H, 5 SO). Set career bests in wins, ERA and starts. Went 5-1 with two complete games and a 3.14 ERA (51.2 IP – 18 ER) in 11 games (8 starts) for the San Juan Senadores of the Puerto Rico Winter League. His five wins and two complete games led the league and his 47 strikeouts ranked second.

Minor League Summary:


- In 2002, began third professional season at double-A **Arkansas**, posting a 3-6 record and 4.66 ERA (58 IP – 30 ER) in 10 starts for Travelers. Of 49 hits allowed, only two were home runs. Struck out 58 batters while walking 44. Transferred to single-A **Rancho Cucamonga**, June 19. Posted 3-5 record and 4.82 ERA (65.1 IP – 35 ER) with one complete game shutout in 11 games (10 starts) for Quakes. On season, set career-highs in wins (6), innings (123.1), hits (99), runs (76), earned runs (65), walks (90) and strikeouts (122). At conclusion of season, pitched for Scottsdale Scorpions in Arizona Fall League. Posted 1-1 record and 1.08 ERA (41.2 IP – 5 ER) in nine starts. Led AFL in strikeouts for second consecutive year (54 in '02, 49 in '01), becoming only second player in AFL history to lead same category two consecutive campaigns (James Mouton led AFL in triples, 1992-93). Named AFL Pitcher of the Week for Oct. 8-13.
- In 2001, made career-high 23 starts between **Cedar Rapids** (21) and **Arkansas** (2). Led Kernels in starts and strikeouts (98).
- In 2000, was second in Pioneer League in losses (7), fourth in walks (44) and fifth in runs (57) with rookie Butte.

Personal/Misc.:

- Robert Scott Jenks.
- Ranked as Anaheim's fifth best prospect by *Baseball America* for 2004.
- In January 2003, participated in Major League Baseball's Rookie Career Development seminar that occurs each off-season in Virginia. Had opportunity to visit the White House.
- Attended Inglemoor High School (Bothell, WA).
- Signed by Angels' scout Jack Uhey.

Jenks' Lifetime Pitching Record

Year	Club	W-L	ERA	G	GS	CG	GF	SHO	SV	IP	H	R	ER	HR	HBP	BB	IBB	SO	WP	BK	BA
2000	Butte	1-7	7.86	14	12	0	0	0	0	52.2	61	57	46	2	5	44	0	42	19	2	.290
2001	Cedar Rapids	3-7	5.27	21	21	0	0	0	0	99.0	90	74	58	10	12	64	0	98	13	1	.245
	Arkansas	1-0	3.60	2	2	0	0	0	0	10.0	8	5	4	0	2	5	0	10	3	0	.200
2002	Arkansas	3-6	4.66	10	10	1	0	0	0	58.0	49	34	30	2	2	44	0	58	2	1	.234
	Rancho Cucu.	3-5	4.75	11	10	1	0	1	0	66.1	50	42	35	4	4	46	0	64	11	2	.212
2003	Arkansas	7-2	2.17	16	16	0	0	0	0	83	56	23	20	2	2	51	0	103	6	0	.191
	Angels (AZL)	0-0	0.00	1	1	0	0	0	0	4	2	0	0	0	0	0	0	5	0	0	.154



Greg Jones

Right-Handed Pitcher

58

Bats: Right **Throws:** Right **Ht.:** 6-2 **Wt.:** 195
Opening Day Age: 27 **Born:** Nov. 15, 1976
Birthplace: Clearwater, FL **Resides:** Indian Rocks Beach, FL
Acquired: Selected in 42nd round of 1996 free agent draft
Signed Thru: 2004 **Major League Service:** 61 days

2003 Season:

- Began seventh professional season at triple-A **Salt Lake**. ...Compiled 2-3 record with four saves and 4.40 ERA (47 IP – 23 ER) in 33 games. ...Allowed 36 hits (4 HR), walked nine and struck out 56. ...Victories came May 22 at Portland and June 16 at Fresno. ...Longest outing was three innings pitched, June 7 vs. Memphis. ...Walked a batter in seven of 33 outings. ...Strikeout high was five on two occasions. ...Was 1-1 with two saves and a 4.24 ERA at home and 1-2 with two saves and a 4.56 ERA on road. ...Finished 1-0 with two saves and a 2.08 ERA in eight games in June. ...Limited opponents to .207 average against. ...Ranked tied for third on club in games pitched and second in saves prior to promotion. ...Had contract selected by **Angels** from Salt Lake, July 30, and made major league debut same day in ninth inning (1 IP, 1 BB, 1 SO) vs. New York Yankees. ...Appeared in 18 games with Angels, posting no record and 4.88 ERA (27.2 IP – 15 ER). ...Opened ML career with 10 scoreless innings in seven games (5 H, 3 BB, 9 SO). ...Longest outing was two innings pitched (eight times), while strikeout best was four, Aug. 29 at Kansas City. ...Allowed four of eight inherited runners to score and retired 11 of 18 first batters faced. ...Allowed 15 earned runs in last 11 outings (17.2 IP).

Minor League Summary:

- In **2002**, pitched entire season at triple-A **Salt Lake**. ...Posted 7-4 record with two saves and 4.31 ERA (62.2 IP – 30 ER) in 39 games. ...Walked 22 and struck out 55 batters. ...Set career best in wins (7).
- In **2001**, split season between single-A **Rancho Cucamonga** and rookie **Mesa** clubs. ...Pitched in just eight games total due to right hand and elbow injuries. ...Finished 1-3 with a 4.23 ERA (27.2 IP – 13 ER) in six starts with Quakes and nor record and 0.00 ERA (2 IP) in two starts with Angels. ...Marked lone season used exclusively as starter.
- In **2000**, split season with single-A **Lake Elsinore**, double-A **Erie** and triple-A **Edmonton**. ...Posted 0-0 record, three saves and 4.08 ERA (17.2 IP – 8 ER) in 16 games with Storm, 0-2 mark with one save and 5.40 ERA (15 IP – 9 ER) in 11 games with SeaWolves and 2-2 record, one save and 7.65 ERA (42.1 IP – 36 ER) in 25 games with Trappers. ...Combined on season for 2-4 record, six saves and a 6.36 ERA (75 IP – 53 ER) in 52 games. ...Set career bests in games and innings pitched.
- In **1999**, spent season at single-A **Cedar Rapids**. ...Finished 2-4 with career-best 13 saves and a 3.83 ERA (40 IP – 17 ER) in 34 games.
- In **1998**, spent second season at single-A **Boise**. ...Posted 0-2 record, one save and 4.93 ERA (34.2 IP – 19 ER) in 22 games.
- In **1997**, made professional debut at **Boise**. ...Registered 2-2 record, two saves and a 3.62 ERA (37.1 IP – 15 ER) in 21 games. ...ERA is best of career.

Personal/Misc.:

- Greg Alan Jones.
- Graduated Seminole High School (FL) in 1994.
- Attended Pasco-Heranando College in New Port Richey, FL
- Signed by Angels' scout Tom Kotchman.

Jones' Lifetime Pitching Record

Year	Club	W-L	ERA	G	GS	CG	GF	SHO	SV	IP	H	R	ER	HR	HBP	BB	IBB	SO	WP	BK	BA
1997	—Boise	2-2	3.62	21	4	0	4	0	2	37.1	35	19	15	1	3	19	1	39	5	1	.243
1998	—Boise	0-2	4.93	22	0	0	3	0	1	34.2	37	22	19	3	3	13	0	28	3	0	.278
1999	—Cedar Rapids	2-4	3.83	34	0	0	29	0	13	40	37	18	17	5	0	13	2	41	5	0	.247
2000	—Lake Elsinore	0-0	4.08	16	0	0	12	0	3	17.2	19	9	8	0	1	10	3	12	3	0	.284
	—Erie	0-2	5.40	11	0	0	8	0	2	15	19	9	9	1	0	4	0	7	0	0	.306
	—Edmonton	2-2	7.65	25	0	0	13	0	1	42.1	57	42	36	5	4	33	1	21	6	0	.324
2001	—R. Cucamonga	1-3	4.23	6	6	0	0	0	0	27.2	25	15	13	2	0	11	0	27	3	0	.238
	—Angels (AZL)	0-0	0.00	2	2	0	0	0	0	2	3	0	0	0	0	2	0	2	0	0	.375
2002	—Salt Lake	7-4	4.31	39	0	0	9	2	2	62.2	68	35	30	5	1	22	0	55	3	0	.273
2003	—Salt Lake	2-3	4.40	33	0	0	14	0	4	47	36	24	23	4	0	9	0	56	2	0	.207
	—Anaheim	0-0	4.88	18	0	0	7	0	0	27.2	29	15	15	3	2	14	0	28	5	0	.261

	2003					Career				
	W-L-S	ERA	G	IP	ER	W-L-S	ERA	G	IP	ER
Anaheim	—	—	—	—	—	—	—	—	—	—
Baltimore	—	—	—	—	—	—	—	—	—	—
Boston	0-0-0	0.00	2	4	0	0-0-0	0.00	2	4	0
Chicago	0-0-0	2.70	3	3.1	1	0-0-0	2.70	3	3.1	1
Cleveland	0-0-0	0.00	1	1	0	0-0-0	0.00	1	1	0
Detroit	0-0-0	6.75	2	4	3	0-0-0	6.75	2	4	3
Kansas City	0-0-0	12.00	2	3	4	0-0-0	12.00	2	3	4
Minnesota	0-0-0	0.00	1	2	0	0-0-0	0.00	1	2	0
New York	0-0-0	0.00	1	1	0	0-0-0	0.00	1	1	0
Oakland	0-0-0	6.23	3	4.1	3	0-0-0	6.23	3	4.1	3
Seattle	0-0-0	0.00	1	2	0	0-0-0	0.00	1	2	0
Tampa Bay	—	—	—	—	—	—	—	—	—	—
Texas	0-0-0	36.00	1	1	4	0-0-0	36.00	1	1	4
Toronto	0-0-0	0.00	1	2	0	0-0-0	0.00	1	2	0
Arizona	—	—	—	—	—	—	—	—	—	—
Atlanta	—	—	—	—	—	—	—	—	—	—
Chicago	—	—	—	—	—	—	—	—	—	—
Cincinnati	—	—	—	—	—	—	—	—	—	—
Colorado	—	—	—	—	—	—	—	—	—	—
Florida	—	—	—	—	—	—	—	—	—	—
Houston	—	—	—	—	—	—	—	—	—	—
Los Angeles	—	—	—	—	—	—	—	—	—	—
Milwaukee	—	—	—	—	—	—	—	—	—	—
Montreal	—	—	—	—	—	—	—	—	—	—
New York	—	—	—	—	—	—	—	—	—	—
Philadelphia	—	—	—	—	—	—	—	—	—	—
Pittsburgh	—	—	—	—	—	—	—	—	—	—
St. Louis	—	—	—	—	—	—	—	—	—	—
San Diego	—	—	—	—	—	—	—	—	—	—
San Francisco	—	—	—	—	—	—	—	—	—	—

	2003					Career				
	W-L-S	ERA	G	IP	ER	W-L-S	ERA	G	IP	ER
March	—	—	—	—	—	—	—	—	—	—
April	—	—	—	—	—	—	—	—	—	—
May	—	—	—	—	—	—	—	—	—	—
June	—	—	—	—	—	—	—	—	—	—
July	0-0-0	0.00	1	1	0	0-0-0	0.00	1	1	0
Aug.	0-0-0	3.31	10	16.1	6	0-0-0	3.31	10	16.1	6
Sept.	0-0-0	7.84	7	10.1	9	0-0-0	7.84	7	10.1	9
Oct.	—	—	—	—	—	—	—	—	—	—
Home	0-0-0	6.75	9	12	9	0-0-0	6.75	9	12	9
Road	0-0-0	3.45	9	15.2	6	0-0-0	3.45	9	15.2	6
Day	0-0-0	13.50	4	6.2	10	0-0-0	13.50	4	6.2	10
Night	0-0-0	2.14	14	21	5	0-0-0	2.14	14	21	5
Grass	0-0-0	5.26	17	25.2	15	0-0-0	5.26	17	25.2	15
Turf	0-0-0	0.00	1	2	0	0-0-0	0.00	1	2	0
Pre-ASG	—	—	—	—	—	—	—	—	—	—
Post-ASG	0-0-0	4.88	18	27.2	15	0-0-0	4.88	18	27.2	15
Starter	—	—	—	—	—	—	—	—	—	—
Reliever	0-0-0	4.88	18	27.2	15	0-0-0	4.88	18	27.2	15

Career Pitching at Major League Parks

	W-L-S	ERA	G	IP	ER
Edison Field	0-0-0	6.75	9	12	9
Fenway Park	0-0-0	0.00	2	4	0
U.S. Cellular Field	0-0-0	6.75	1	1.1	1
Jacobs Field	0-0-0	0.00	1	1	0

	W-L-S	ERA	G	IP	ER
Comerica Park	0-0-0	0.00	1	2	0
Kauffman Stadium	0-0-0	9.00	1	2	2
Metrodome	0-0-0	0.00	1	2	0
Network Associates Col.	0-0-0	8.10	2	3.1	3

Major League Hitting Totals

AVG	AB	H	HR	RBI
—	—	—	—	—

Career Fielding

POS	PCT	G	PO	A	E	TC	DP
P	1.000	18	0	1	0	1	0



Adam Kennedy

Infielder

2

Bats: Left **Throws:** Right **Ht.:** 6-1 **Wt.:** 185

Opening Day Age: 28 **Born:** Jan. 10, 1976

Birthplace: Riverside, CA **Resides:** Yorba Linda, CA

Children: Quinn, Jonathan

Acquired: Along with RHP Kent Bottenfield in exchange for outfielder Jim Edmonds, March 23, 2000

Signed Thru: 2006 Major League Service: 4 yrs., 45 days

2003 Season:

- In fourth season with **Angels**, batted .269 (121/449) with 71 runs scored, 17 doubles, one triple, 13 home runs, 49 RBI and 22 stolen bases...22 stolen bases led club (and tied career-best) and 13 HRs marked career-best...Hit safely in 17 of last 21 games before leaving Sept. 27th game in fourth inning after being hit by a pitch on left hand in third inning...X-rays showed a non-displaced fracture of the fifth metacarpal on left hand...Hand was placed in a splint, followed by a cast for two weeks...Picked up only triple of season, Aug. 15 vs. Detroit (20 triples over previous three seasons)...Two of his HRs went to the opposite field, first such HRs of career...10 of 13 HRs came over last two months...Best month came in April (.344, 11/32)...Put together season-best 10-game hit streak, Sept. 5-14...Connected for first pinch-hit HR of career, July 25 vs. Oakland (only PH-HR for Angels in 2003)...24 of his 49 RBI tied or gave Angels the lead...990 fielding pct. ranked tied for first among AL second basemen (Bret Boone)...His six errors were fewest committed among all ML second basemen...Committed first error of season, June 5 at Montreal (in PR), last AL regular second

baseman to commit a miscue... Activated from 15-day disabled list April 22 after three-game rehab stint with single-A **Rancho Cucamonga**... Placed on 15-day disabled list, April 9 (retroactive to April 7), due to strained right hamstring... Left April 2 game vs. Texas in sixth inning after collision with Tim Salmon in right field... Signed three-year contract extension, Dec. 18, 2003.

Career Highlights:

- 25 of his 36 career home runs (entering 2004) have come at Edison Field... Named Most Valuable Player of 2002 ALCS, becoming second Angel to be named ALCS MVP (also Fred Lynn in 1982 ALCS)... In Game 5, became third player in history to hit three home runs in an LCS game, the sixth time in post-season history a player homered three times in a contest... Joined Angels prior to 2000 season (along with RHP Kent Bottenfield) as part of trade with St. Louis in exchange for Jim Edmonds... Finished sixth in AL Rookie of the Year balloting in 2000, receiving one third place vote... Selected to *Baseball Digest* and Topps Rookie All-Star teams... Club-best 11 triples ranks tied for fifth on Angels' all-time single season list and second best in AL in 2000... Among AL rookies, led in triples and stolen bases and ranked second in hits... 11 triples was most by AL rookie since Al Bumbry posted 11 with Baltimore in 1973... Tied club record eight RBI (fourth time), April 18, 2000 at Toronto... Marked first Angel to do so since Don Baylor, Aug. 23, 1979 at Toronto... RBI total marked most in ML that season (tied with Ken Griffey, Jr. - Cincinnati) and was most by rookie since Fred Lynn of Boston Red Sox, June 18, 1975 at Detroit (10 RBI)... In 1999, was named Cardinals' Minor League Player of the Year.

Major League Summary:

- In 2002, led Angels with .312 average (7th in AL), the highest clip ever by an Angels second baseman (100-or-more games at position - previously Johnny Ray - .306 in 1988)... Hit .327 (74/226) after All-Star Break to lead Anaheim... Batted .318 (94/296) from the #9 spot... Five of seven home runs came after All-Star break... Had career-best 12-game (.511, 23/45) hit streak, Aug. 23-Sept. 4... Hit .404 (36/89) in August, highest monthly average in AL in '02 and second best average for the month in majors behind Barry Bonds (.447 in August)... First Angel to hit .400-or-better in a month (at least 70 at-bats) since Bengie Molina in May of 2000 (.461)... Posted 12 multi-hit games in August... Tied career-high (sixth time) with four-hits, May 30 at Minnesota, second four-hit game of '02... Posted second two-HR game of career, May 10 vs. Chicago... Also tied career-high with four hits (fifth time) and scored four runs (equaling most by Angel in '02).
- 2002 Post-Season: Named Most Valuable Player of ALCS, becoming the second Angel to be named ALCS MVP (also Fred Lynn in 1982 ALCS, the only MVP in ALCS history from the losing team)... Hit .357 (5-14) with three home runs and five RBI in the series... His 14 total bases led the squad, as did his five runs scored, matching a team-high... Went 4-4 in Game 5, totaling 13 total bases, an ALCS record, surpassing the previous high of 12 by Kansas City's George Brett in Game 3 of the 1978 ALCS against New York, Oct. 6, 1978... Became the third player in history to hit three home runs in an LCS game, the sixth time in post-season history a player homered three times in a contest... Kennedy joined Bob Robertson of the Pittsburgh Pirates (Oct. 3, 1971, Game 2 against SF) and George Brett (Oct. 6, 1978, Game 3 against Atlanta) as the only players to hit three home runs in the LCS... The bat used by Kennedy to hit the three home runs during Game Five was sent to the Hall of Fame in Cooperstown... Posted three multi-hit efforts in World Series and batted .500 (4/8) with one HR and three RBI in Division Series vs. New York.
- In 2001 began fifth professional season and second with **Anaheim**... Started season on 15-day disabled list due to fractured right index finger... Was disabled from March 23-April 13, the first DL stint of career... Played in three rehab games at single-A **Rancho Cucamonga**, batting .375 (3/8) with one RBI... Connected for two-run HR in first at-bat of season, April 13 vs. Seattle after being recalled from rehab and activated from 15-day DL... Completed second season with .270 (129/478) average, 48 runs scored, 25 doubles, three triples, six home runs, 40 RBI and 12 stolen bases in 137 games played... Four hits May 19 vs. Cleveland equaled career-best... Hit in 10 straight games (.350; 14/40), July 24-Aug. 4... Hit safely in nine straight games twice (June 13-22 & June 28-July 8)...
- Collected season-high four RBI, May 2 vs. Chicago... Registered 15 clutch RBI, seven which put Angels in lead... Angels were 21-10 when he collected RBI... Best month was May, batting .310 (27/87)... Batted in leadoff spot, July 29 vs. Baltimore, for first time of career.
- In 2000, began fourth professional season and first with **Anaheim**... Named fourth different Angels' Opening Day second baseman in as many seasons... Completed rookie season with .266 (159/598) average, 82 runs scored, 33 doubles, 11 triples, nine home runs, 72 RBI and 22 stolen bases in 156 games played... Finished tied for sixth in A.L. Rookie of the Year balloting, receiving one third place vote... Selected to *Baseball Digest's* and Topps Rookie All-Star Teams... Club-best 11 triples ranks tied for fifth on Angels' all-time single season list and second best in A.L. in 2000... 11 triples were most by A.L. rookie since Al Bumbry posted 11 with Baltimore in 1973... Among A.L. rookies, led in triples and stolen bases and ranked second in hits... Tied club record eight RBI, April 18 at Toronto... Marked first Angel to do so since Don Baylor, Aug. 25, 1979 at Toronto... RBI total marked most in ML in 2000 (tied with Ken Griffey, Jr. - Cincinnati) and most by rookie since Fred Lynn of Boston Red Sox, June 18, 1975 at Detroit (10 RBI)... 72 RBI were most by Angels' rookie since Tim Salmon posted 95 in 1993... Collected first career grand slam, April 18 at Toronto (off Frank Castillo)... HR was first HR in A.L. and as Angel (second HR of career)... Collected first multiple-HR game, July 4 vs. Seattle (off Gil Meche & Jose Mesa)... Hit in 10 straight games (.350; 14/40), July 24-Aug. 4... Equaled career-best four hits, April 4 vs. New York and April 18 at Toronto... Posted .976 (19/781) fielding percentage in 155 games (147 starts) at second base.
- In 1999, had contract purchased by St. Louis from triple-A **Memphis**, Aug. 20, and made big-league debut Aug. 21 in start at New York... Was 3-for-3 in second game of Aug. 22 doubleheader at New York with pair of doubles and three RBI... First ML hit was single off Orel Hershiser... Belted first ML home run, Aug. 31 vs. Florida (2-run off Brian Meadows)... Had four-hit game, Sept. 5 at Milwaukee, and drove in three runs... Played 33 games during his late-season stint with the Cardinals, including 26 starts, all at second base... Struck out just eight times in 102 at-bats with St. Louis.

Minor League Summary:

- In 1999, posted .976 (19/781) fielding percentage in 155 games (147 starts) at second base for triple-A **Memphis**... Was named Cardinals' Minor League Player of the Year in busy season which saw him play for Memphis, the USA Pan Am team and Cardinals... Led Memphis in batting (.327, fifth in Pacific Coast League) and stolen bases (20)... Also ranked among organization's top-10 in RBI (63), runs (69) and slugging percentage (.490)... In addition to being member of Silver Medal-winning Pan Am squad, also took part in Future Stars game, Triple-A All-Star game and was named to PCL post-season All-Star team... Played 52 games at second base, 25 at shortstop, 10 in outfield and seven at third base... Struck out just 36 times in 367 at-bats.
- In 1998, split season between single-A **Prince William**, double-A **Arkansas** and triple-A **Memphis**... Ranked in organization's top 10 in most offensive categories, including runs (80, seventh), hits (168, third), doubles (39, second), triples (nine, tied-fourth), RBI (63, 10th) and stolen bases (26, sixth)... Finished season at Memphis, batting .305 with four home runs, 41 RBIs and 15 stolen bases in 74 games... Played 61 games at shortstop and 14 at second base... Batted .278 with six homers and 24 RBIs in 52 games at Arkansas... Played four games for Peoria Javelinas in Arizona Fall League and batted .500 (6-for-12) with two doubles.
- In 1997, was selected in first round (20th overall pick) of June draft... Split first professional season between short-season **New Jersey** and single-A **Prince William**... Batted combined .325 with 15 doubles, 46 RBIs and 13 stolen bases in 64 games... Batted .342 in 29 games at New Jersey and .312 in 35 games at Prince William... Batted .409 (18-for-44) in his first 11 pro games at New Jersey and was named New York-Penn League Player of the Week for July 7-13.

Personal/Misc.:

- Adam Thomas Kennedy.
- Assists Angels Community Relations with youth clinics, hospital and school visits and the Angels Care Golf Classic...Took part in ESPN Zone Autograph Event to benefit Second Harvest Food Bank in 2003...Supports Riverside County Department of Education After-School Program and participated in the county's Workforce Investment Network...Took part in a school-wide assembly at Riverside's Sugar Hill Elementary School...Visited Red Cross Shelter in San Bernardino to offer assistance to victims of the Southland wildfires in Oct. 2003.
- Made acting debut in 2002 episode of "She Spies", along with David Eckstein and Scott Spiezio.
- Graduated from J.W. North High School in Riverside, CA (1994), where he played baseball (father was his coach) and basketball...Had uniform number (#40) retired Feb. 5, 2001.
- Attended California State University Northridge (1995-97)...In three-year career, became school's career record holder in batting average (.414), hits (337) and RBI (234).
- Was three-time All-American at Northridge and led all NCAA Division I players in hits as sophomore (121) and junior (134), becoming first player to lead nation in hits in back-to-back years.
- As sophomore, helped lead Matadors to 1996 NCAA West Regional, batting .565.
- Named first team All-America as junior, batting .482 with 32 doubles, 26 home runs and 99 RBI.
- Brother Bryan is a catcher in Minnesota Twins organization.

Kennedy's Lifetime Playing Record

Year	Club	AVG	G	AB	R	H	2B	3B	HR	RBI	SH	SF	HBP	BB	IBB	SO	SB	CS	GDP	SLG	OBP	E
1997	New Jersey	.342	29	114	20	39	6	3	0	19	1	2	2	13	0	10	9	1	3	.447	.412	7
	Prince William	.312	35	154	24	48	9	3	1	27	1	0	2	6	1	17	4	3	3	.429	.346	10
1998	Prince William	.261	17	69	9	18	6	0	0	7	0	1	0	5	0	12	5	2	1	.348	.307	5
	Arkansas	.278	52	205	35	57	11	2	6	24	3	3	2	8	0	21	6	2	4	.439	.307	15
	Memphis	.305	74	305	36	93	22	7	4	41	5	2	1	12	0	42	15	4	3	.462	.331	10
1999	Arkansas	.327	91	367	69	120	22	4	10	63	0	5	4	29	0	36	20	6	7	.490	.379	18
	St. Louis	.255	33	102	12	26	10	1	1	16	1	2	2	3	0	8	0	1	1	.402	.284	4
2000	Anaheim	.266	156	598	82	159	33	11	9	72	8	4	3	28	5	73	22	8	10	.403	.300	19
2001	Rancho Cucu.	.375	3	8	3	3	2	0	0	1	0	0	1	2	0	1	3	0	0	.625	.545	0
	Anaheim	.270	137	478	48	129	25	3	6	40	7	9	11	27	3	71	12	7	7	.372	.318	10
2002	Anaheim	.312	144	474	65	148	32	6	7	52	5	4	7	18	1	80	17	4	5	.449	.345	11
2003	Anaheim	.269	143	449	71	121	17	1	13	49	2	5	9	45	4	73	22	9	7	.399	.344	6
	Rancho Cucu.	.273	3	11	3	3	1	0	1	1	0	0	1	0	0	2	0	0	0	.636	.333	1
	Angels Totals	.279	580	1999	266	577	107	21	35	213	22	22	30	118	13	297	73	28	29	.407	.325	46
	Major Totals	.277	613	2101	278	583	117	22	36	229	23	24	32	122	13	305	73	29	30	.406	.323	50

Selected by St. Louis Cardinals organization in first round (20th overall) of June, 1997 free agent draft.

Disabling Injuries:

2003 — Strained right hamstring, disabled April 9 (retro to April 7) — April 22

2001 — Fractured right index finger, disabled March 27 (retro to March 23) — April 13

	2003					Career					2003					Career					
	AVG	AB	H	HR	RBI	AVG	AB	H	HR	RBI	AVG	AB	H	HR	RBI	AVG	AB	H	HR	RBI	
Anaheim	—	—	—	—	—	.188	16	3	0	1	March	.250	4	1	0	0	.143	7	1	0	0
Baltimore	.241	29	7	0	2	.271	140	38	3	15	April	.344	32	11	0	2	.289	256	74	4	29
Boston	.324	34	11	1	2	.287	108	31	2	13	May	.241	83	20	3	12	.261	352	92	7	37
Chicago	.158	19	3	0	2	.284	116	33	4	17	June	.266	79	21	0	7	.314	347	109	2	34
Cleveland	.333	30	10	1	2	.293	99	29	2	8	July	.243	74	18	4	8	.275	335	92	7	27
Detroit	.435	23	10	2	7	.345	113	39	3	14	Aug.	.290	100	29	4	12	.284	388	110	10	53
Kansas City	.375	24	9	2	4	.231	130	30	3	9	Sept.	.273	77	21	2	8	.255	392	100	6	49
Minnesota	.071	28	2	0	1	.198	121	24	0	11	Oct.	—	—	—	—	.208	24	5	0	0	
New York	.286	28	8	0	2	.289	97	28	0	9	Home	.284	211	60	8	28	.301	1013	305	26	123
Oakland	.261	46	12	2	3	.263	198	52	2	12	Road	.256	238	61	5	21	.256	1088	278	10	106
Seattle	.257	35	9	0	1	.230	204	47	3	15	Day	.311	122	38	3	11	.281	544	153	5	49
Tampa Bay	.250	24	6	2	4	.349	126	44	4	22	Night	.254	327	83	10	38	.276	1557	430	31	180
Texas	.256	43	11	2	9	.294	187	55	4	25	Grass	.273	403	110	12	46	.278	1867	519	34	202
Toronto	.250	28	7	1	4	.276	134	37	4	20	Turf	.239	46	11	1	3	.274	234	64	2	27
Arizona	—	—	—	—	—	.188	16	3	0	1	Pre-ASG	.247	227	56	4	24	.284	1070	304	16	110
Atlanta	—	—	—	—	—	.077	13	1	0	1	Post-ASG	.293	222	65	9	25	.271	1031	279	20	119
Chicago	—	—	—	—	—	.125	8	1	0	0	Vs. LHP	.235	115	27	2	13	.256	437	112	5	47
Cincinnati	—	—	—	—	—	.167	18	3	0	4	Vs. RHP	.281	334	94	11	36	.283	1664	471	31	182
Colorado	—	—	—	—	—	.318	22	7	0	1	RISP	.240	96	23	3	37	.249	510	127	10	184
Florida	.333	12	4	0	2	.318	22	7	1	4	Bases Loaded	.286	7	2	0	6	.178	45	8	1	23
Houston	—	—	—	—	—	.143	7	1	0	1	Pinch-hitting	.250	8	2	1	3	.222	36	8	1	5
Los Angeles	.353	17	6	0	2	.338	71	24	1	10	DH	.000	0	0	0	0	.250	20	5	0	1
Milwaukee	—	—	—	—	—	.444	36	16	0	7											
Montreal	.357	14	5	0	0	.308	26	8	0	1											
New York	.125	8	1	0	1	.267	15	4	0	4											
Philadelphia	.000	7	0	0	1	.000	7	0	0	0											
Pittsburgh	—	—	—	—	—	.714	7	5	0	0											
St. Louis	—	—	—	—	—	.000	10	0	0	0											
San Diego	—	—	—	—	—	.345	29	10	0	9											
San Francisco	—	—	—	—	—	.286	21	6	0	1											

Career Batting at Major League Parks

	AVG	AB	H	HR	RBI		AVG	AB	H	HR	RBI
Edison Field	.302	967	292	25	117	Turner Field	.167	6	1	0	0
Camden Yards	.274	73	20	1	4	Wrigley Field	.000	4	0	0	0
Fenway Park	.328	61	20	2	12	Cinergy Field	.000	11	0	0	1
U.S. Cellular Field	.182	66	12	0	3	Coors Field	.400	10	4	0	1
Jacobs Field	.255	51	13	0	4	Dodger Stadium	.256	39	10	0	3
Comerica Park	.328	61	20	1	6	Pro Player Stadium	.333	12	4	0	2
Kauffman Stadium	.213	61	13	1	2	County Stadium	.375	16	6	0	5
Metrodome	.222	63	14	0	6	Miller Park	.583	12	7	0	1
Yankee Stadium	.171	35	6	0	4	Hiram Bithorn Stadium (PR)	.357	14	5	0	0
Network Associates Col.	.221	104	23	0	7	Olympic Stadium	.250	12	3	0	1
Safeco Field	.158	101	16	0	4	Shea Stadium	.429	7	3	0	3
Tropicana Field	.329	70	23	1	10	Busch Stadium	.232	56	13	1	6
Ballpark in Arlington	.268	97	26	3	17	Qualcomm Stadium	.333	12	4	0	0
Skydome	.297	64	19	1	9	Pacific Bell Park	.333	9	3	0	0
Bank One Ballpark	.429	7	3	0	1						

Career Multiple-Home Run Games (2)

May 10, 2002 vs. Chicago

July 4, 2000 vs. Seattle

Career Grand Slams (1)

April 18, 2000 at Toronto

Division Series Totals

Year	Club, Opp.	AVG	G	AB	R	H	2B	3B	HR	RBI	SH	SF	HBP	BB	IBB	SO	SB	CS	GDP	SLG	OBP	E
2002	Ana., NYY	.500	4	8	4	4	1	0	1	3	0	2	0	1	0	2	1	0	0	1.000	.455	0

League Championship Series Totals

Year	Club, Opp.	AVG	G	AB	R	H	2B	3B	HR	RBI	SH	SF	HBP	BB	IBB	SO	SB	CS	GDP	SLG	OBP	E
2002	Ana., Min.	.357	4	14	5	5	0	0	3	5	1	0	0	0	0	2	1	0	0	1.000	.357	0

World Series Totals

Year	Club, Opp.	AVG	G	AB	R	H	2B	3B	HR	RBI	SH	SF	HBP	BB	IBB	SO	SB	CS	GDP	SLG	OBP	E
2002	Ana., SF	.280	7	25	1	7	2	0	0	2	0	0	1	0	0	7	0	0	0	.360	.308	0

Career Fielding

POS	PCT	G	PO	A	E	TC	DP
2B	.982	594	1149	1603	50	2802	352
OF	---	1	0	0	0	0	0

Kennedy's Bests

Season	Game
AVG. .312 — 2002	H 4 — six times, last, at Min., 5-10-02
H 148 — 2002	HR 2 — vs. Chi., 5-10-02 & vs. Sea., 7-4-00
HR 13 — 2003	RBI 8 — at Tor., 4-18-00
RBI 72 — 2000	SB 2 — six times, last, at Oak., 9-10-03
SB 22 — 2003, 2000	Hit Streak 12 — Aug. 23-Sept. 4, 2002

ANGELS



John Lackey

Right-Handed Pitcher

41

Bats: Right **Throws:** Right **Ht.:** 6-6 **Wt.:** 235
Opening Day Age: 25 **Born:** Oct. 23, 1978
Birthplace: Abilene, TX **Resides:** Mesquite, TX
Acquired: Selected in 2nd round of 1999 free agent draft
Signed Thru: 2004 **Major League Service:** 1 yr., 95 days

2003 Season:

- Spent fifth professional season with **Angels**, marking first full season in major leagues... Completed campaign with 10-16 record, two complete games, two shutouts and a 4.63 ERA (204 IP- 105 ER) in 33 starts... Led club in losses, starts, complete games, shutouts, hits allowed (223), earned runs allowed, walks (66), strikeouts (151) and wild pitches (11)... 16 losses marked most by an Angel since 1996 (Jim Abbott, 2-18 & Chuck Finley, 15-16) and most by a right-hander since Kirk McCaskill (10-19) in 1991... Marked most wild pitches by an Angel since Chuck Finley (15) in 1999 and most by a right-hander since Jason Grimsley in 1996... Tied for league lead in shutouts... Ranked fourth in AL in losses, tied for fifth in home runs allowed (31), tied for third in wild pitches, seventh in earned runs allowed, 10th in strikeouts per nine innings pitched (6.7) and seventh in runs allowed (117)... Made first Opening Day start of major league career in 2003... Dropped 6-3 decision, March 30 vs. Texas... Became third youngest Angel starter to pitch on Opening Day at 24 yrs., 5 months and 7 days... Marked fourth straight Opening Day start as professional (single-A Cedar Rapids in 2000, double-A Arkansas in 2001 & triple-A Salt Lake in 2002)... Was victorious in previous three openers... Angels were 12-21 in his starts... Limited opposition to three earned runs-or-less in 19 of 33 starts, including last nine outings... Walked season high four batters five times... Registered career best nine strikeouts, July 30 vs. New York, equaling the high by an Angel in 2003... Set Angels' season highs in runs allowed inning (7), hits allowed game (12), innings pitched starter (9-twice), fewest hits allowed in complete game (4) and consecutive scoreless innings starter (22, June 21-July 8)... Tossed first career complete game and shutout, July 2 vs. Texas (5-0 score; 9 IP, 4 H, 8 SO, 110 pitches - 72 strikes)... Second such effort came in final start of season, Sept. 24 vs. Seattle (4-0 score; 9 IP, 5 H, 2 BB, 4 SO, 109 pitches - 70 strikes)... Became first Angel to throw two shutouts in a season since Finley in 1994 and first right-hander to do so since Julio Valera in 1992... Pitched into seventh inning or later in 16 of 33 starts... Bullpen blew just one lead all season and allowed eight of 19 inherited runners to score... Best ERA month was Sept. (2.65)... Finished 8-6 with a 3.57 ERA at home and 2-10 with a 5.99 ERA on the road... Was 7-8 with a 4.99 ERA prior to the All-Star Break and 3-8 with a 4.13 ERA after.

Career Highlights:

- Anaheim's first overall pick in 1999 draft... In 2002, tied for league lead in shutouts (2)... Became first rookie pitcher to win a Game 7 of the World Series since Babe Adams for the 1909 Pittsburgh Pirates... Lackey's Game 7 hat was sent to Cooperstown... Tossed first career complete game shutout, July 2, 2002 vs. Texas (5-0 score; 9 IP, 4 H, 8 SO, 110 pitches - 72 strikes)... In 2000, was named Angels' Minor League Pitcher of the Year, going 15-9 with four complete games, one shutout and 3.15 ERA (188.1 IP-66 ER) with single-A Cedar Rapids, single-A Lake Elsinore and double-A Erie... Is 41-24 with 11 complete games, four shutouts and a 3.75 ERA (556.1 IP - 232 ER) in 87 lifetime minor league outings... Was member of 1999 Junior College World Championship team at Grayson County College in Denison, TX... Posted 10-3 record and 4.23 ERA as a pitcher and .428 average with 15 home runs and 81 RBI as a hitter.

Major League Summary:

- In 2002, started season at triple-A Salt Lake before moving into **Anaheim's** starting rotation, June 30 (replaced LHP Scott Schoeneweis who was moved to bullpen) and ultimately was winning pitcher in Angels' AL Wild Card-clinching victory, Sept. 26 at Texas... Nine wins and 3.66 ERA ranked 4th best among AL rookies... Angels went 12-6 in his starts... Was originally recalled from Salt Lake between games of doubleheader, June 24, replacing RHP Brendan Donnelly on roster, and optioned following game... Made major league debut as a starter, June 24 at Texas (2nd game), dropping 3-2 decision (7 IP, 6 H, 3 R, 3 ER, 1 HR, 1 BB, 6 SO)... Became third Angel to make major league debut in 2002 (Brendan Donnelly - RHP & Alfredo Amezaga - INF)... Was sixth Angels' pitcher to appear as a starter in 2002, the last AL team to use more than five starters in '02... Allowed more than four earned runs once in first 18 ML starts (5; Sept. 11 vs. Oakland) and pitched into sixth inning-or-later in 13 of the 18 starts... Limited left-handers to .208 (41/197) clip, 10th best in AL - yet allowed right-handers to bat .317 (72/227), highest average against in AL... Posted two three-game win streaks, Aug. 27-Sept. 16 & Aug. 5-16... Registered first major league victory, defeating Odalis Perez and Los Angeles, 5-1, June 30 at Edison Field (6 IP, 5 H, 1 R, 1 ER, 3 BB, 1 SO, 1 HB)... Tossed first career complete game, a 4-2 setback, Aug. 22 at New York.
- 2002 Post-Season:** Became first rookie pitcher to win a Game 7 of the World Series since Babe Adams for the 1909 Pittsburgh Pirates... Lackey's Game 7 hat was sent to Cooperstown... Tied for fewest career wins (9) for a pitcher who started and won the final game of a World Series (Whitey Ford - 1950)... Was only fourth pitcher since divisional play began in 1969 to win Game 7 of World Series on three days rest, joining Oakland's Ken Holtzman (1973), Minnesota's Frank Viola (1987) and Minnesota's Jack Morris (1991)... Became the first rookie pitcher to start a Game 7 since Jaret Wright in 1997 with Cleveland and just the eighth rookie overall to start a seventh game of a World Series... Allowed one run on four hits in five innings of work (1 BB, 4 SO, 86 pitches) in Game 7, leaving contest with 4-1 lead... Lone run scored on Reggie Sanders' sacrifice fly to score Benito Santiago in second inning to put Giants up 1-0... Made three appearances in World Series (2 starts)... Led staff with 12.1 IP during Fall Classic... Started Game

4 of World Series, Oct. 23 in San Francisco, recording no decision in Anaheim's 4-3 loss (5 IP, 9 H, 3 R, 3 ER, 3 BB, 3 IBB, 2 SO, 95 pitches)...Became fifth pitcher to start a World Series Game on his birthday (turned 24) and first since the Dodgers' Tim Lincecum won Game 4 in 1988 on 27th birthday...Held Giants scoreless through first four frames before allowing three-straight hits to lead off fifth inning, with all three coming around to score...Pitched in relief of starter Kevin Appier (2+ IP) in Game 2 of World Series, Oct. 20 at Edison Field...Worked 2.1 innings allowing his first two runs of the post-season on two hits (1 IBB, 1 SO - 26 pitches)...Did not receive decision in Anaheim's 11-10 win...Defeated Brad Radke and Minnesota, 7-1, in Game 4 of 2002 ALCS (7 IP, 3 H, 7 SO - 79 pitches, 55 strikes)...Marked first career post-season victory...Limited Twins to three singles...Did not allow a runner to reach second base...Left contest leading, 2-0...Made first post-season appearance and first relief appearance of career in Game 3 of 2002 Division Series vs. New York (3 IP, 3 H, 1 BB, 3 SO - 51 pitches)...Entered game in third inning, trailing, 4-1...Allowed both inherited runs to score and left contest in sixth inning trailing, 6-4...Angels rallied to win game, 9-6...His two wins tied Ramon Ortiz for most victories among Angels starters in post-season and his 2.42 post-season ERA led Anaheim starters...Along with Francisco Rodriguez (5) and Brendan Donnelly (1), the three rookies accounted for eight of Anaheim's 11 post-season wins.

Minor League Summary:

- In 2002, started season at triple-A **Salt Lake** before moving into Anaheim's starting rotation, June 30...Was 8-2 with 2.57 ERA (101.2 IP - 29 ER) in 16 starts at Salt Lake...Won final seven decisions (11 starts) at Salt Lake, posting a 2.14 ERA (71.1 IP - 17 ER) over that span...Was scheduled to participate in MLB Futures Game as part of 2002 All-Star Weekend in Milwaukee prior to second recall, June 28, replacing Al Levine (15-day DL) on roster...Rated as Angels' third best prospect in 2002 by Baseball America and Best Pitching Prospect of the Pacific Coast League.
- Overall in 2001, compiled 12-11 record and 4.48 ERA (185 IP - 92 ER) with four complete games (including two shutouts) in 28 starts...Began third professional season in Anaheim organization at double-A **Arkansas**, posting 9-7 record with three complete games and 3.46 ERA (127.1 IP - 49 ER) in 18 starts...Allowed 106 hits and 29 walks with 94 strikeouts...Ranked fifth in Texas League in ERA and tied for second in complete games and shutouts (2)...Strikeouts total led Travelers...Longest outing was nine innings three times: April 17 at Wichita, May 14 vs. Tulsa and July 1 at Round Rock...Strikeout high was nine, April 17 at Wichita...Pitched shutouts, April 17 at Wichita (9 IP, 2 H, 3 BB, 9 K) and July 1 at Round Rock (9 IP, 4 H, 0 BB, 8 K)...Participated in Texas League mid-season All-Star Game...Pitched into seventh inning-or-later in 13 of 18 starts (8-4 record)...Promoted to triple-A **Salt Lake**, July 9...Posted 3-4 record with one complete game and 6.71 ERA (57.2 IP - 43 ER) in 10 starts...Pitched complete game victory, Aug. 25 vs. Omaha, allowing one run on four hits and one walk with five strikeouts...Strikeout high was eight, July 24 vs. Edmonton (7 IP)...Low-hit game was two, July 17 at Edmonton (6.1 IP).
- In 2000, split time in second professional season between single-A Cedar Rapids, single-A Lake Elsinore and double-A Erie...Combined, posted 15-9 record with four complete games, one shutout and 3.15 ERA (188.1 IP - 66 ER) in 28 starts...Allowed 56 walks and struck out 138...Totals for games played, innings, strikeouts and wins represent career bests...Named Angels' Minor League Pitcher of Year...Began season at **Cedar Rapids**, posting 3-2 record and 2.08 ERA (30.1 IP - 7 ER) in five starts...Longest outing was 7.1 innings, April 22 vs. Clinton...Strikeout high was seven, April 11 at Clinton (Game 2), in five innings...Selected as Angels organization and Kernels Player of Month for April...Transferred to **Lake Elsinore**, May 1...Compiled 6-6 record with two complete games, one shutout and 3.40 ERA (100.2 IP - 38 ER) in 15 starts...Longest outing was nine innings, June 27 at High Desert (loss)...Second complete game was seven-inning shutout, May 13 at Mudville, in first game of doubleheader (3 H, 1 BB, 6 K)...Recorded 10 strikeouts (8 IP), June 22 vs. Lancaster...Struck out nine batters twice: May 3 at Rancho Cucamonga (7.2 IP) and July 2 at Visalia (8 IP)...Registered five straight wins, May 13-June 14...Promoted to Erie, July 20...Posted 6-1 record with two complete games and 3.30 ERA (57.1 IP - 21 ER) in eight starts for SeaWolves...Struck out career-high 11 batters, Aug. 5 at Altoona...Threw complete game wins, Aug. 5 at Altoona (8 H, 1 R, 1 ER, 0 BB, 11 K) and Aug. 31 at Harrisburg (5 H, 1 R, 1 ER, 0 BB, 8 K)...Picked up five straight wins, July 23-Aug. 20.
- In 1999, began professional career at rookie-level **Boise**, posting 6-2 record with one complete game and 4.98 ERA (81.1 IP - 45 ER) in 15 starts...Ranked second in Northwest League in games started and walks (50), third in complete games and fourth in strikeouts (77)...Pitched nine-inning complete game, Aug. 9 vs. Spokane (6 H, 1 R, 0 ER, 1 BB, 7 K)...Struck out season-high eight batters four times.

Personal/Misc.:

- John Derran Lackey.
- Graduated from Abilene (TX) High School in 1997...Played football, basketball and baseball (first base), earning two-time All-District first team honors...Named All-State as senior after hitting .541 with 21 RBI.
- Played one season (1998) at Univ. of Texas-Arlington, playing first base and pitching occasionally as reliever...Spent that summer learning to pitch in Kansas Jayhawk Summer League.
- Spent next season (1999) at Grayson County College in Denison, TX and was member of 1999 Junior College World Series championship team that went 50-13...Posted 10-3 record with 4.23 ERA with 88 strikeouts in 100 innings...As hitter, batted .428 with 15 home runs and 81 RBI...Collected eight hits in World Series, including two homers and seven RBI.
- During the off-season, he helps coach baseball at John Horn High in Mesquite, TX, where his father is head coach.
- Signed by Angels' scout Kris Kline.

Lackey's Lifetime Pitching Record

Year	Club	W-L	ERA	G	GS	CG	GF	SHO	SV	IP	H	R	ER	HR	HBP	BB	IBB	SO	WP	BK	BA
1999	Boise	6-2	4.98	15	15	1	0	0	0	81.1	81	59	45	7	8	50	1	77	14	1	.264
2000	Cedar Rapids	3-2	2.08	5	5	0	0	0	0	30.1	20	7	7	1	2	5	0	21	4	0	.185
	Lake Elsinore	6-6	3.40	15	15	2*	0	1*	0	100.2	94	56	38	9	9	42	0	74	12	3	.249
	Erie	6-1	3.30	8	8	2	0	0	0	57.1	58	23	21	6	1	9	0	43	0	0	.260
2001	Arkansas	9-7	3.46	18	18	3	0	2	0	127.1	106	55	49	11	3	29	0	94	8	0	.227
	Salt Lake	3-4	6.71	10	10	1	0	0	0	57.2	75	44	43	5	1	16	0	42	3	1	.322
2002	Salt Lake	8-2	2.57	16	16	2	1	0	0	101.2	89	35	29	5	2	28	0	82	5	2	.235
	Anaheim	9-4	3.66	18	18	1	0	0	0	108.1	113	52	44	10	4	33	0	69	7	2	.267
2003	Anaheim	10-16	4.63	33	33	2	0	2	0	204	223	117	105	31	10	66	4	151	11	1	.278
Major Totals		19-20	4.29	51	51	3	0	2	0	312.1	336	169	149	41	14	99	4	220	18	3	.274

	2003					Career						2003					Career				
	W-L-S	ERA	G	IP	ER	W-L-S	ERA	G	IP	ER		W-L-S	ERA	G	IP	ER	W-L-S	ERA	G	IP	ER
Anaheim											March	0-1-0	9	1	5	5	0-1-0	9.00	1	5	5
Baltimore	0-1-0	10.80	1	5	6	2-1-0	6.06	3	16.1	11	April	1-1-0	7.52	5	26.1	22	1-1-0	7.52	5	26.1	22
Boston	0-1-0	7.94	3	17	15	0-2-0	6.17	4	23.1	16	May	2-3-0	4.75	6	36	19	2-3-0	4.75	6	36	19
Chicago	0-1-0	4.76	1	5.2	3	0-1-0	4.76	1	5.2	3	June	2-2-0	3.94	5	29.2	13	3-3-0	3.59	7	42.2	17
Cleveland	0-1-0	3.65	2	12.1	5	1-1-0	2.79	3	19.1	6	July	2-3-0	4.46	6	40.1	20	3-4-0	3.79	11	71.1	30
Detroit	1-0-0	1.13	1	8	1	2-0-0	2.45	2	14.2	4	Aug.	1-3-0	4.41	5	32.2	16	5-4-0	4.05	10	66.2	30
Kansas City	0-2-0	3.86	2	14	6	0-2-0	3.86	2	14	6	Sept.	2-3-0	2.65	5	34	10	5-4-0	3.64	11	64.1	26
Minnesota	2-1-0	3.43	3	21	8	2-1-0	3.67	4	27	11	Oct.	—	—	—	—	—	—	—	—	—	—
New York	1-2-0	8.62	3	15.2	15	1-3-0	7.23	4	23.2	19	Home	8-6-0	3.57	17	113.1	45	12-7-0	3.56	25	159.1	63
Oakland	1-0-0	3.24	3	16.2	6	1-0-0	4.15	5	26	12	Road	2-10-0	5.96	16	90.2	60	7-13-0	5.06	26	153	86
Seattle	1-2-0	3.15	3	20	7	2-3-0	3.22	6	36.1	13	Day	4-5-0	3.26	9	58	21	6-6-0	3.67	12	73.2	30
Tampa Bay	1-1-0	4.97	2	12.2	7	2-1-0	3.71	4	26	11	Night	6-11-0	5.18	24	146	84	13-14-0	4.49	39	238.2	119
Texas	1-2-0	4.78	4	26.1	14	2-3-0	4.70	6	38.1	20	Grass	9-14-0	4.57	29	179.1	91	17-18-0	4.18	45	275.2	128
Toronto	0-1-0	4.50	1	6	3	1-1-0	5.25	2	12	7	Turf	1-2-0	5.11	4	24.2	14	2-2-0	5.15	6	36.2	21
Arizona	—	—	—	—	—	—	—	—	—	—	Pre-ASG	7-8-0	4.99	20	119	66	8-9-0	4.66	23	139	72
Atlanta	—	—	—	—	—	—	—	—	—	—	Post-ASG	3-8-0	4.13	13	65	39	11-11-0	4.00	28	173.1	77
Chicago	—	—	—	—	—	—	—	—	—	—	Starter	10-16-0	4.63	33	204	105	19-20	4.29	51	312.1	149
Cincinnati	—	—	—	—	—	—	—	—	—	—	Reliever	—	—	—	—	—	—	—	—	—	—
Colorado	—	—	—	—	—	—	—	—	—	—											
Florida	—	—	—	—	—	—	—	—	—	—											
Houston	—	—	—	—	—	—	—	—	—	—											
Los Angeles	1-1-0	3.18	2	11.1	4	2-1-0	2.60	3	17.1	5											
Milwaukee	—	—	—	—	—	—	—	—	—	—											
Montreal	0-0-0	6.00	1	6	4	0-0-0	6.00	1	6	4											
New York	—	—	—	—	—	—	—	—	—	—											
Philadelphia	1-0-0	1.42	1	6.1	1	1-0-0	1.42	1	6.1	1											
Pittsburgh	—	—	—	—	—	—	—	—	—	—											
St. Louis	—	—	—	—	—	—	—	—	—	—											
San Diego	—	—	—	—	—	—	—	—	—	—											
San Francisco	—	—	—	—	—	—	—	—	—	—											

Career Pitching at Major League Parks

	W-L-S	ERA	G	IP	ER		W-L-S	ERA	G	IP	ER
Edison Field	12-7-0	3.56	25	159.1	63	Network Associates Col.	0-0-0	4.50	2	10	5
Camden Yards	1-1-0	7.36	1	11	9	Safeco Field	1-3-0	3.42	4	23.2	9
Fenway Park	0-1-0	9.90	2	10	11	Tropicana Field	0-1-0	7.94	1	5.2	5
U.S. Cellular Field	0-1-0	4.76	1	5.2	3	Ballpark in Arlington	1-2-0	5.55	4	24.1	15
Jacobs Field	0-1-0	0.00	1	7	0	Skydome	1-1-0	5.25	2	12	7
Comerica Park	1-0-0	4.05	1	6.2	3	Dodger Stadium	0-1-0	9.00	1	4	4
Metrodome	1-0-0	3.46	2	13	5	H. Bithorn Stadium	0-0-0	6.00	1	6	4
Yankee Stadium	1-1-0	3.86	2	14	6						

Division Series Totals

Year	Club, Opp.	W-L	ERA	G	GS	CG	SHO	SV	IP	H	R	ER	BB	SO
2002	— Ana., NYY	0-0	0.00	1	0	0	0	0	3	3	0	0	1	3

League Championship Series Totals

Year	Club, Opp.	W-L	ERA	G	GS	CG	SHO	SV	IP	H	R	ER	BB	SO
2002	— Ana., Min.	1-0	0.00	1	1	0	0	0	7	3	0	0	0	7

World Series Totals

Year	Club, Opp.	W-L	ERA	G	GS	CG	SHO	SV	IP	H	R	ER	BB	SO
2002	— Ana., SF	1-0	4.38	3	2	0	0	0	12.1	15	6	6	5	7

Major League Hitting Totals

AVG	AB	H	HR	RBI
.000	3	0	0	0

Career Fielding

POS	PCT	G	PO	A	E	TC	DP
P	.949	51	18	38	3	59	4

Lackey's Bests

Season	Wins	ERA	IP	SO	Game
10 — 2003	3.66 — 2002	204 — 2003	151 — 2003	9 — vs. NYY, 6-30-03	9 — vs. Sea., 9-24-03 & vs. Tex., 7-2-03
				4 — vs. Tex., 7-2-03	3 — Aug. 27-Sept. 16, 2002 & Aug. 5-16, 2002
				3 —	



Dallas McPherson

Infielder

23

Bats: Left Throws: Right Ht.: 6-4 Wt.: 230
 Opening Day Age: 23 Born: July 23, 1980
 Birthplace: Greensboro, NC Resides: Randleman, NC
 Acquired: Selected in 2nd round of 2001 free agent draft
 Signed Thru: 2004

2003 Season:

- Posted .310 average (122/394) with 30 doubles, seven triples, 23 home runs and 86 RBI between single-A **Rancho Cucamonga** and double-A **Arkansas** while earning Angels' Organizational Co-Player of the Year award...Set career-highs in doubles, triples, total bases (235) and home runs...Began third professional season at Rancho Cucamonga, batting .308 (90/292) with 21 doubles, six triples, 18 home runs and 59 RBI in 77 games...Led Quakes in home runs and walks, while his .596 combined slugging percentage ranked third-highest among all minor leaguers...Homered in five-straight games (July 14-18) and 11 of 18 contests from July 8-24...Was named by *Baseball America* as California High Class A All-Star and earned California League All-Star honors at third base...Tabbed by *Topps* as California League Player of the Month and earned Angels' Organizational Player of the Month for July...Named California Player of the Week, July 14-20, batting .652 (15/23) with three doubles, one triple, six home runs and 10 RBI...Collected at least one hit in 59 of 77 games while collecting 27 multi-hit efforts (24 two-hit; 2 three-hit; 1 four-hit)... Longest hit-streak was 13-games (May 18-June 1)...Also had 12- (Aug. 10-22) and 11-(July 14-24) game hit-streaks...Made first appearance with Arkansas, July 31...Batted .314 (32-102) in 28 games for Travelers...Was named Texas League Player of the Week, Aug. 11-18, where he batted .452 (14/31) with one double, five home runs and 19 RBI...Posted season-high three home runs and eight RBI, Aug. 11 vs. El Paso (4/5, 3 R)...Was ranked as second best prospect at third base by *Baseball America*...Hit a towering HR off Randy Johnson who was on a rehab assignment with Lancaster, July 16.

Minor League Summary:

- In 2002, spent second professional season with single-A **Cedar Rapids**, batting .277 (138/499) with 24 doubles, three triples, 15 home runs and 88 RBI...Led Kernels in home runs and RBI...Ranked first in Midwest League in walks (78) and fifth in strikeouts (128)...Earned position on Midwest League All-Star team...Named Midwest Player of the Week, Aug. 5-11...In 2001, played 31 games for rookie-level **Provo**, posting .395 average (49-124) with 11 doubles, five home runs and 29 RBI...Earned Pioneer Player of the Week honors, July 16-22...Named Organizational Player of the Month for July.

Personal/Misc.:

- Dallas Lyle McPherson
- Ranked as Anaheim's third best prospect by *Baseball America* for 2004.
- Attended The Citadel (SC).
- Signed by Angels' scout Marc Russo.

McPherson's Lifetime Playing Record

Year	Club	AVG	G	AB	R	H	2B	3B	HR	RBI	SH	SF	HBP	BB	IBB	SO	SB	CS	GDP	SLG	OBP	E
2001	—Provo	.395	31	124	30	49	11	0	5	29	0	0	0	12	0	22	1	0	2	.605	.449	11
2002	—Cedar Rapids	.277	132	499	71	138	24	3	15	88	0	2	7	78	3	128	30	6	9	.427	.381	31
2003	—Rancho Cuca	.308	77	292	65	90	21	6	18	59	0	0	6	41	2	79	12	6	4	.606	.404	14
	Arkansas	.314	28	102	22	32	9	1	5	27	0	0	1	19	4	25	4	0	4	.569	.426	2





Bengie Molina

Catcher

1

Bats: Right Throws: Right Ht.: 5-11 Wt.: 220
Opening Day Age: 29 Born: July 20, 1974
Birthplace: Rio Piedras, PR Resides: Yuma, AZ
Married: Josefa Felix, Dec. 12, 1992
Children: Kyshtly, Kelssy
Acquired: Signed as minor league free agent, May 23, 1993
Signed Thru: 2004 Major League Service: 4 yrs., 77 days

2003 Season:

- Tied career-bests in avg. (.281), HRs (14) and RBI (71) with **Angels** despite missing final month of season after suffering season-ending injury, Sept. 3 at Minnesota on final play of game (game marked 500th of his career)...Involved in home plate collision with Dustan Mohr, fracturing distal ulna and distal radius above left wrist...Was examined by Hand and Wrist Specialist Dr. Norman Zemel in Los Angeles and underwent surgery to repair injury...Had plate inserted over fracture of radius near wrist...Received second consecutive Rawlings Gold Glove® award...Tossed out 36 of 81 (44%) would-be basestealers on season, tops in AL...Owned .993 fielding pct. (740/745)...Collected 14th home run of season, Sept. 1 at Minnesota, equaling career best (2000)...Posted career-best five RBI, Aug. 29 at Kansas City...Angels were 27-14 when he posted an RBI...Was one of five players in AL up for the internet voting for the final All-Star spot (Jason Varitek named)...40 of 71 RBI came at home...Hit .346 (37/107) with RISP to lead Angel starters...Struck out just 31 times in 430 PA but grounded into 17 double plays...Became third catcher to make five straight Opening Day starts with Angels, joining Buck Rodgers (1962-68) and Bob Boone (1982-86).

Career Highlights:

- Rawlings AL Gold Glove® recipient at catcher in 2002 & 2003...Owns Angels' single-season fielding pct. record by catcher with .999 mark set in 2002 (1 E/768 TC)...The Molina brothers (Bengie and Jose) are second tandem of siblings to appear at catcher on same ML team in same season (Amos and Lave Cross each caught for Louisville Colonels of American Association in 1887)...The Molinas played together in same game for first time, Sept. 8, 2001...He and Jose are second set of brothers to appear with Anaheim (Stew and Stan Cliburn)...Agreed to four-year contract (w/one-year option), March 16, 2001...Collected nine straight hits, Aug. 20-23, 2001 setting new Angels record...Placed on 15-day DL with strained right hamstring, May 5, 2001 (brother Jose was selected from Salt Lake to replace him on roster; believed to be second transaction involving brothers in ML history - also Aaron and Bret Boone with Reds in 1997)...In 2000, selected to Topps Rookie All-Star Team and finished fourth in A.L. Rookie of Year balloting.

Major League Summary:

- In 2002, set **Angels'** single-season fielding pct. record by catcher with .999 mark (1 E/768 TC)...Received first Rawlings Gold Glove® of career, ending a stretch of 10 consecutive awards at the position for Texas' Ivan Rodriguez...Joined Bob Boone as the only Angel catchers to claim the honor...Led all ML catchers in caught stealing percentage, tossing out 32 of 75 attempted base stealers (42.7 %)...Club was 24-9 when he collected an RBI...Hit .212 (32/151) after All-Star break (.263 before break)...Recalled from rehab and activated Aug. 1 (missed 14 games)...Placed on 15-day disabled list, July 17, due to second degree strain of left hamstring...Tied career best with four hits, May 31 at Minnesota...Became fourth catcher to make four straight Opening Day starts (1999-2002) with Angels, joining Buck Rodgers (1962-68), Bob Boone (1982-86) and Lance Parrish (1989-92)...Tabbed as one of the best defensive catchers in the AL in *Baseball America's* "Best Tools" issue.
- **2002 Post-Season:** Tied Game 7 of World Series at 1-1 with two-out RBI double in bottom of second inning...Posted two doubles in Game 7 after posting two extra-base hits in the same game just once in all of the '02 regular season...In Game 3 of WS, became 14th player (Tim Salmon the 13th in Game 2) to reach base safely five or more times (2/2, 3 BB) in a World Series game...He and brother Jose became just fourth set of brothers to appear on the same team in the same World Series game - the last set being Felipe and Matty Alou with San Francisco in 1962...Had not posted a triple since 2000 campaign before collecting a two-run triple in Game 4 of ALCS.
- In 2001, completed ninth professional season and second full season with **Angels**...Finished campaign batting .262 (85/325) with 11 doubles, six home runs, 40 RBI and 16 walks in 96 games played...Placed on 15-day disabled list with strained right hamstring, May 5 (brother Jose Molina was selected from Salt Lake to replace him on roster; believed to be second transaction involving brothers in ML history - Boone brothers with Reds in 1997)...Had rehab assignments at single-A **Rancho Cucamonga** and triple-A **Salt Lake**...Recalled from rehab and activated from disabled list June 26 (missed 45 games)...Marked first career stint on disabled list...Collected nine straight hits, Aug. 20-23, setting a new franchise record...Previous record had been eight straight hits, held by Chili Davis, Bobby Grich, Dan Ford and Jim Fregosi...Became first Angel to post consecutive four-hit games (Aug. 22-23) since Tim Salmon had five hits May 11, 1994 at Texas and four hits May 13, 1994 at Seattle...Four-hit games equaled career-best...Collected first career pinch-hit home run, Aug. 12 vs. Toronto (off Dan Plesac)...Longest hitting streak was eight games, April 6-16 (.400, 12/30)...Posted .991 fielding percentage (5/568) with 527 putouts and 36 assists in 94 games (89 starts) at catcher...Threw out 19 of 79 basestealers (24%).
- In 2000, completed eighth professional season and first full season with **Angels** in 2000...Finished rookie campaign batting .281 (133/473) with 20 doubles, two triples, 14 home runs, 71 RBI and 23 walks in 130 games played...Finished fourth in A.L. Rookie of the Year balloting, receiving three third place votes...Selected to Topps Rookie All-Star Team (along with Adam Kennedy)...Ranked first in A.L. in hardest to strikeout (one per 15.5 PA)...Struck out twice in game one time (May 31 at Cleveland)...70 RBI (one came as DH) marked most by Angels' catcher in club history...Games caught (127) were most by an Angel since Lance Parrish (131) in 1990...14 HR were most by Angels' catcher since Parrish hit 18 in 1991...Set Angels' record for highest average in any month (based on 75 at bats), batting .461 (35/76)...The record-breaking performance came a month after Darin Erstad tied Rod Carew's mark of highest average in any month (based on 75 at-bats) when he hit .449 (48/107)...Collected first career grand slam, July 7 vs. Colorado (off Scott Karl)...Posted career-best four hits (three times) and tied career-best four RBI on two occasions (July 7 vs. Colorado & Sept. 15 at Minnesota)...Posted career-high two home runs, four runs scored

- and 11 total bases, May 12 vs. Texas...Hit in career-best 14 straight games, May 12-June 2 (.517; 30/58)...Batted .381 (8/21) with one home run and 24 RBI with bases loaded...Member of MLB All-Star team that toured Japan in winter...Posted .991 fielding percentage (7/751) with 683 putouts and 61 assists in 127 games (123 starts) at catcher...Threw out 34 of 104 basestealers (33%)...Posted one pickoff.
- In 1999, began seventh professional season at triple-A **Edmonton**...Had contract selected by **Anaheim**, Aug. 3, posting .257 average (26/101) with eight runs, five doubles, one home run and 10 RBI in 31 games...Made first major league start (catcher), Aug. 4 vs. Kansas City...Finished 3-for-4 with run scored, one double and two RBI... Connected for first major league home run, Aug. 19 at Chicago and set career-high with four RBI...Suffered strained left hamstring Sept. 16 at Kansas City...Missed final 15 games of season...Posted .991 fielding percentage (2/213) with 192 putouts and 19 assists in 30 games (30 starts) at catcher...Threw out eight of 23 basestealers (35%).

Minor League Summary:

- In 1999, began seventh professional season at triple-A **Edmonton**, batting .286 (69/241) with 28 runs scored, 16 doubles, seven home runs and 41 RBI in 65 games (54 as catcher, 10 as DH and one as pinch-hitter)...Listed as Best Defensive Catcher and 11th Best Prospect in Angels' organization by *Baseball America*.
- In 1998, divided sixth professional season between double-A **Midland** and triple-A **Vancouver** before promotion to Anaheim, June 12 and Sept. 21...Began season at Vancouver, posting .293 average (54/184) with one home run and 22 RBI in 49 games...Placed on disabled list with strained right shoulder, May 13 and activated, May 22...Recorded .357 average (55/154) with nine home runs and 39 RBI in 41 games at Midland...Homered in three consecutive games, July 7-10 vs. Tulsa (1 HR) and Shreveport (2)...Recalled by Vancouver, July 17, hitting .287 (31/108) with one home run and 14 RBI in 28 games for remainder of season.
- In 1997, split season between single-A **Lake Elsinore** and double-A **Midland**, hitting .282 (42/149) in 36 games with Storm and .330 (35/106) in 29 games with Angels...Combined for 63 RBI in 65 games...Began season at triple-A Vancouver on disabled list with shoulder problems...Transferred to Lake Elsinore and activated, May 7...Promoted to Midland, June 16...Named Texas League Player of Week, June 23-29, after batting .407 (11/27) with seven runs, three doubles, three home runs and 12 RBI in seven games...Placed on disabled list with hamstring injury, Aug. 16 - end of season.
- In 1996, spent fourth professional season at **Midland**, hitting .274 (100/365) in 108 games...Set career-highs in games, at-bats, runs (45), hits, doubles (21) and walks (25)...Hit grand slam vs. **El Paso**, Aug. 6.
- In 1995, split season between **Vancouver**, **Lake Elsinore** and **Cedar Rapids**...Began season at Vancouver, appearing in one game, April 18 at Tucson (Game 2)...Assigned to single-A Cedar Rapids, April 19, batting .293 (39/133) in 39 games...Promoted to Lake Elsinore, June 13, posting .385 average (37/96) in 27 games...Recorded 12-game hitting streak (.436, 17/39), July 7-22...Placed on disabled list with fractured wrist, July 25.
- In 1994, spent second professional season at **Cedar Rapids**, hitting .281 (48/171) in 48 games for Midwest League champion **Kernels**.
- In 1993, began professional career with Mesa in **Arizona** League (rookie)...Batted .263 (21/80) in 27 games.

Personal/Misc.:

- Benjamin Jose Molina.
- Involved in numerous charities and community activities, including Angels' Elementary School Visit program, Angels' Hispanic outreach program and area youth baseball clinics...Took part in Angels' 2001 pre-season Community Caravan, the KABC Disaster Relief Drive at Edison Field and Angels' Booster Club Annual Holiday Toy Drive...Visited children at the Sunkist Public Library in Anaheim as part of MLB's "Hit A Homerun At Your Library" program.
- Attended Arizona Western Community College in Yuma, AZ, and graduated with AA degree in 1992...Took two years of English as Second Language, learning to speak and write English fluently.
- Graduated Maestro Ladi High School in Vega Alta, PR, in 1990.
- Brother Jose is Angels' backup catcher...A third brother, Yadier, is a minor league catcher for St. Louis...Father Benjamin Sr. was inducted into Puerto Rico Amateur Baseball Hall of Fame, Oct. 27, 2002 (same day as Game 7 of World Series), as a second baseman with .320 career batting average.
- Signed by Angels' scout George Ortiz.

B. Molina's Lifetime Playing Record

Year	Club	AVG	G	AB	R	H	2B	3B	HR	RBI	SH	SF	HBP	BB	IBB	SO	SB	CS	GDP	SLG	OBP	E
1993	Mesa	.263	27	80	9	21	6	2	0	10	0	1	1	10	0	4	0	2	1	.388	.448	0
1994	Cedar Rapids	.281	48	171	14	48	8	0	3	16	1	0	3	8	0	12	1	2	3	.380	.324	10
1995	Vancouver	.000	1	2	0	0	0	0	0	0	0	0	0	0	0	1	0	0	0	0.000	.000	0
	Cedar Rapids	.293	39	133	15	39	9	0	4	17	1	1	1	15	0	11	1	1	4	.451	.367	7
	Lake Elsinore	.385	27	96	21	37	7	2	2	12	3	1	4	8	1	7	0	0	2	.563	.450	1
1996	Midland	.274	108	365	45	100	21	2	8	54	4	5	6	25	1	25	0	1	16	.408	.327	7
1997	Lake Elsinore	.282	36	149	18	42	10	2	4	33	0	3	0	7	2	9	0	1	5	.456	.308	1
	Midland	.330	29	106	18	35	8	0	6	30	0	2	0	10	0	7	0	0	2	.575	.381	2
1998	Vancouver	.293	49	184	13	54	9	1	1	22	1	1	0	5	0	14	1	1	6	.370	.311	5
	Midland	.357	41	154	28	55	8	0	9	39	0	1	3	14	2	7	0	1	7	.584	.419	3
	Anaheim	.000	2	1	0	0	0	0	0	0	0	0	0	0	0	0	0	0	0	0.000	.000	0
1999	Edmonton	.286	65	241	28	69	16	0	7	41	1	4	6	15	1	17	1	2	7	.440	.338	3
	Anaheim	.257	31	101	8	26	5	0	1	10	0	0	2	6	0	6	0	1	5	.337	.312	2
2000	Anaheim	.281	130	473	59	133	20	2	14	71	4	7	6	23	0	33	1	0	17	.421	.318	7
2001	Anaheim	.262	96	325	31	85	11	0	6	40	2	4	8	16	3	51	0	1	8	.351	.309	5
2002	Anaheim	.245	122	428	34	105	18	0	5	47	6	6	4	15	3	34	0	0	15	.314	.312	3
	Rancho Cucu.	.500	1	2	0	1	0	0	0	0	0	0	1	1	0	0	0	0	0	.500	.750	0
2003	Anaheim	.281	119	409	37	115	24	0	14	71	2	4	2	13	2	31	1	1	17	.443	.304	5
Major Totals		.267	500	1737	169	464	78	2	40	239	14	21	22	73	8	155	2	3	62	.383	.302	20

Disabling Injuries: 2002 — Strained left hamstring, disabled July 17-Aug. 1
2001 — Strained right hamstring, disabled May 5-June 27

	2003					Career					2003					Career					
	AVG	AB	H	HR	RBI	AVG	AB	H	HR	RBI	AVG	AB	H	HR	RBI	AVG	AB	H	HR	RBI	
Anaheim																					
Baltimore	.357	28	10	0	3	.303	109	33	2	13											
Boston	.269	26	7	1	5	.309	94	29	2	13											
Chicago	.190	21	4	0	5	.210	105	22	1	16											
Cleveland	.217	23	5	2	5	.267	120	32	2	14											
Detroit	.333	24	8	0	4	.273	99	27	1	15											
Kansas City	.357	14	5	1	5	.346	104	36	3	18											
Minnesota	.233	30	7	2	6	.365	115	42	4	21											
New York	.313	32	10	1	4	.260	104	27	1	6											
Oakland	.219	32	7	1	5	.202	168	34	4	23											
Seattle	.282	39	11	1	4	.239	155	37	4	20											
Tampa Bay	.087	23	2	0	2	.200	100	20	3	8											
Texas	.333	48	16	3	12	.286	175	50	7	35											
Toronto	.250	20	5	0	2	.234	107	25	1	11											
Arizona	—	—	—	—	—	.278	18	5	1	1											
Atlanta	—	—	—	—	—	—	—	—	—	—											
Chicago	—	—	—	—	—	—	—	—	—	—											
Cincinnati	—	—	—	—	—	.429	7	3	0	1											
Colorado	—	—	—	—	—	.278	18	5	2	5											
Florida	.143	7	1	0	1	.143	7	1	0	1											
Houston	—	—	—	—	—	—	—	—	—	—											
Los Angeles	.400	15	6	0	2	.340	50	17	0	10											
Milwaukee	—	—	—	—	—	.250	8	2	0	0											
Montreal	.727	11	8	1	3	.727	11	8	1	3											
New York	.143	7	1	1	1	.143	7	1	1	1											
Philadelphia	.222	9	2	0	2	.222	9	2	0	2											
Pittsburgh	—	—	—	—	—	.167	12	2	0	0											
St. Louis	—	—	—	—	—	.000	7	0	0	1											
San Diego	—	—	—	—	—	.067	15	1	0	0											
San Francisco	—	—	—	—	—	.231	13	3	0	1											
March	.000	4	0	0	0	.000	7	0	0	0											
April	.271	85	23	2	16	.270	300	81	2	43											
May	.288	73	21	1	11	.335	248	83	3	40											
June	.329	76	25	3	13	.263	251	66	9	36											
July	.269	78	21	4	12	.241	266	64	11	37											
Aug.	.259	81	21	3	16	.262	378	99	8	46											
Sept.	.333	12	4	1	3	.252	270	68	6	34											
Oct.	—	—	—	—	—	.176	17	3	1	3											
Home	.268	263	874	230	26	.124	209	56	7	40											
Road	.295	200	59	7	31	.271	863	234	14	115											
Day	.293	99	29	2	17	.247	380	94	7	48											
Night	.277	310	86	12	54	.273	1357	370	33	191											
Grass	.273	366	100	12	63	.260	1568	407	36	213											
Turf	.349	43	15	2	8	.337	169	57	4	26											
Pre-ASG	.285	270	77	9	49	.279	909	254	21	137											
Post-ASG	.273	139	38	5	22	.254	828	210	19	102											
Vs. LHP	.289	114	33	7	19	.263	483	137	20	78											
Vs. RHP	.278	295	82	7	52	.269	1254	337	20	161											
RISP	.346	107	37	6	58	.280	492	138	10	191											
Bases Loaded	.364	11	4	0	8	.345	55	19	1	47											
Pinch-hitting	.250	4	1	0	1	.167	18	3	1	4											
DH	—	—	—	—	—	.222	9	2	1	1											

Career Batting at Major League Parks

	AVG	AB	H	HR	RBI	AVG	AB	H	HR	RBI
Edison Field	.263	874	230	26	124					
Camden Yards	.327	52	17	1	7					
Fenway Park	.229	48	11	1	6					
U.S. Cellular Field	.186	43	8	1	6					
Jacobs Field	.296	71	21	1	8					
Tiger Stadium	.125	8	1	0	0					
Comerica Park	.318	44	14	0	7					
Kauffman Stadium	.356	59	21	2	10					
Metrodome	.455	66	30	1	13					
Yankee Stadium	.239	46	11	0	3					
Network Associates Col.	.191	89	17	1	13					
Safeco Field	.203	79	16	1	5					
Tropicana Field	.229	48	11	2	7					
Ballpark in Arlington	.305	82	25	2	16					
Skydome	.182	44	8	0	0					
Bank One Ballpark	.125	8	1	0	0					
Coors Field	.250	8	2	0	0					
Dodger Stadium	.346	26	9	0	6					
Pro Player Stadium	.143	7	1	0	1					
Miller Park	.250	8	2	0	0					
Hiram Bithorn Stadium (PR)	.727	11	8	1	3					
Busch Stadium	.000	7	0	0	1					
Qualcomm Stadium	.000	9	0	0	0					

Career Multiple-Home Run Games (1)

May 12, 2000 vs. Texas

Career Grand Slams (1)

July 7, 2000 vs. Colorado

Division Series Totals

Year	Club	Opp.	AVG	G	AB	R	H	2B	3B	HR	RBI	SH	SF	HBP	BB	IBB	SO	SB	CS	GDP	SLG	OBP	E
2002	Ana.	NY	.267	4	15	0	4	2	0	0	2	2	0	0	0	0	1	0	0	1	.400	.267	0

League Championship Series Totals

Year	Club	Opp.	AVG	G	AB	R	H	2B	3B	HR	RBI	SH	SF	HBP	BB	IBB	SO	SB	CS	GDP	SLG	OBP	E
2002	Ana.	Min.	.214	5	14	0	3	0	1	0	2	0	0	1	1	0	2	0	0	0	.357	.313	0

World Series Totals

Year	Club	Opp.	AVG	G	AB	R	H	2B	3B	HR	RBI	SH	SF	HBP	BB	IBB	SO	SB	CS	GDP	SLG	OBP	E
2002	Ana.	SF	.286	7	21	2	6	2	0	0	2	0	0	0	3	2	1	0	0	2	.381	.375	1

Career Fielding

POS	PCT	G	PO	A	E	TC	DP	PB
C	.993	491	2782	239	20	3041	31	22

B. Molina's Bests

	Season		Game
AVG.	.281 — 2003, 2000	H	4 — 6 times, last time: at Mon. (PR), 6-3-03
H	133 — 2000	HR	2 — vs. Tex., 5-12-00
HR	14 — 2003, 2000	RBI	5 — at KC, 8-29-03
RBI	71 — 2003, 2000	SB	1 — at Fla., 6-8-03 & at Min., 5-24-00
SB	1 — 2003, 2000	Hit Streak	14 — May 12-June 2, 2000



Jose Molina Catcher

28

Bats: Right Throws: Right Ht.: 6-2 Wt.: 220
 Opening Day Age: 28 Born: June 3, 1975
 Birthplace: Bayamon, PR Resides: Mantarray Dorado, PR
 Married: Yalicia Camacho, Dec. 20, 1997
 Acquired: Signed as minor league free agent, Jan. 10, 2001
 Signed Thru: 2004 Major League Service: 2 yrs., 26 days

2003 Season:

- In first full season in majors, served as backup catcher to brother Bengie, batting .184 (21/114) with 12 runs, four doubles and six RBI in career-best 53 games (totalled 54 games from 1999-2002)... Left Sept. 20 game at Texas during at-bat in fifth inning due to contusion of left shoulder... Injury occurred in bottom of second inning on collision at plate with Rafael Palmeiro... Did not play rest of season following injury... Drew only walk of season Sept. 12 at Seattle after having made 110 plate appearances without a free pass... Made 38 starts behind plate and posted 4.04 ERA working with Angels' pitchers (332 IC - 149 ER), committing just one error (.995 pct.)... Tossed out six of 24 would-be basestealers (25%)... Hit in season-best three-straight, May 24-June 3.

Career Highlights:

- Came up through Cubs' system... The Molina brothers (Bengie and Jose) are just second tandem of siblings to appear at catcher on same Major League team in same season (Amos and Lave Cross each played catcher for Louisville Colonels of the American Association in 1887)... Also the second pair of brothers to appear with Angels (also Stew and Stan Cliburn in the 1980s)... The Molinas played together in same game for first time, Sept. 8, 2001.

Major League Summary:

- In 2002, started 24 games as catcher after recall, July 17... Picked off three runners and threw out 9-of-23 basestealers (39%), yet committed three errors... Angels' pitchers had best ERA (3.01) while working with him... Became Angels' back-up catcher after Jorge Fabregas' trade to Milwaukee, July 31... Initially posted career-high three hits, July 21 vs. Seattle... Recalled from triple-A Salt Lake, July 17... Replaced brother Bengie on roster (15-day DL: Strained left hamstring)... Marked second transaction involving his brother (also May 5, 2001, contract selected from Salt Lake after Bengie suffered strained right hamstring)... Batted .307 (89/290) with 30 runs scored, 14 doubles, two triples, four home runs and 43 RBI in 79 games for Stingers... Rated as the best defensive catcher on the Pacific Coast League by *Baseball America*... Played with Caguas of Puerto Rican Winter League.
- 2002 Post-Season: He and brother Bengie became the fourth set of brothers to appear on the same team in the same World Series game - the last set being Felipe and Matty Alou with San Francisco in 1962... Made first career post-season appearance as catcher in Game 1 of ALCS vs. Minnesota (8th inn.)... Did not appear in Division Series vs. New York... Appeared as defensive replacement in three World Series games, recording a sacrifice bunt in his lone plate appearance.
- In 2001, concluded ninth professional season and first with Anaheim, batting .270 (10/37) with eight runs scored, three doubles, two home runs and four RBI in 15 major league games (qualifying as rookie)... Set career highs in all categories (previously appeared in 10 major league games with Cubs in 1999)... Began season at triple-A Salt Lake before contract was selected by Angels, May 5, when brother Bengie was placed on 15-day disabled list (strained right hamstring)... Move is believed to be only second ever involving brothers (Bret & Aaron Boone, Cincinnati, 1997)... The Molinas became second brothers duo to appear with Angels (Stewart & Stan Cliburn)... Made first start and appearance with Angels, May 6 vs. Detroit (0/3)... Started 11 of club's 13 games at catcher after being called up to Anaheim... Hit .235 (8/34) with seven runs scored, two doubles, two home runs and four RBI in that span... Collected first hit (single) in A.L. and as Angel, May 8 at Chicago... Posted first major league home run, May 10 at Chicago (solo off Rocky Biddle, 5th inn.)... Registered career-best six-game hit streak, May 8-15... As catcher, threw out five of 16 (31.3%)... Was errorless in 84 total chances, taking part in one double play... Picked off three runners... Angels' pitchers owned 4.11 ERA while he was catching... Placed on 15-day D.L., May 21, with fractured left thumb... Activated and optioned to triple-A Salt Lake, July 1... Also recalled to Anaheim, Sept. 4 for final month of season... In 61 triple-A games, hit .300 (64/213) with 29 runs scored, 11 doubles, one triple, five home runs and 31 RBI... Went 4-for-4, July 4 at Omaha.
- In 1999, had contract purchased by Chicago Cubs, Aug. 31... Batted .263 (5/19) with three runs scored, one double and one RBI in 10 games (7 starts)... Made major league debut, Sept. 6 vs. Cincinnati, going 2-for-3 with double... First major league hit was single off Juan Guzman in first at-bat... Placed on 15-day disabled list with strained right clavicle, July 31- Aug. 10.

Minor League Summary:

- In **2000**, spent eighth professional season in Cubs' organization at triple-A **Iowa**, batting .234 (58/248) with 22 runs scored, nine doubles, one home run and 17 RBI in 76 games...Hit safely in 44 games, including 12 multi-hit contests...Collected season-high three hits twice: May 26 at Colorado Springs and June 24 vs. New Orleans...Recorded season-long nine-game hit streak, May 28-June 7, batting .545 (12/22) in that span...Appeared in 73 games as catcher, posting .981 fielding percentage (11 E/583 TC)...Took part in six double plays and committed six passed balls.
- In **1999**, began seventh professional season at double-A West **Tennessee**...Compiled .171 average (6/35) in 14 games...Owned .982 fielding percentage (2 E/112 TC)...Allowed four passed balls...Promoted to triple-A Iowa April 25...Hit .263 (63/240) with 11 doubles, one triple, four home runs and 25 RBI in 74 games before having contract purchased by Cubs, Aug. 31...Threw out 20 of 55 baserunners (36%)...Compiled .987 fielding percentage (7 E/539 TC)...Committed nine passed balls.
- In **1998**, spent season at double-A **West Tennessee**, playing in career-high 109 games...Batted .222 (71/320) with 10 doubles, two home runs and 28 RBI...Set career highs in hits and at-bats...Threw out league-leading 63 runners of 128 potential basestealers (49%), second-best ratio in Southern League...Led league in catcher's assists (108) and ranked second with .991 fielding percentage.
- In **1997**, split season between three clubs and combined for .224 average with 12 doubles and 38 RBI in 93 games...Threw out 43 of 106 baserunners (40.6%)...Began season at single-A **Daytona**, batting .251 in 55 games...Promoted to triple-A **Iowa**, May 29 before return to Daytona, May 31...Also played for Iowa, Aug. 6-16...Was 1-for-3 in only triple-A appearance...Promoted to single-A **Orlando**, June 18...Sent to Daytona, July 23, before transfer to Iowa, Aug. 6...Transferred back to **Orlando**, Aug. 16...Batted .172 in 37 games at Orlando.
- In **1996**, batted .226 (69/305) with 10 doubles, two home runs and 27 RBI for single-A **Rockford**...Set career highs in runs scored (35) and walks (36)...Posted .985 fielding percentage (11 E/729 TC) with 18 passed balls...Threw out 59 of 133 potential basestealers (44%)...Took part in 10 double plays.
- In **1995**, spent third professional season at single-A **Daytona**, batting .236 (55/233) in 82 games...Threw out 41 of 81 potential basestealers (51%) and had .987 fielding percentage (8 E/600 TC).
- In **1994**, spent season at single-A **Peoria** and posted .229 average (58/253) in 78 games...Set career highs with 13 doubles and 33 RBI...Threw out 44 of 101 potential basestealers (44%) and compiled .980 fielding percentage (13 E/659 TC).
- In **1993**, began professional career at rookie-level **Port St. Lucie**, batting .218 in 33 games...Promoted to single-A **Daytona**, Aug. 22, appearing in three games (1/7).

Personal/Misc.:

- Jose Benjamin Matta Molina.
- Involved in Angels' Hispanic outreach program, school visitation program and area youth baseball clinics...Took part in 2001 KABC Disaster Relief Drive at Edison Field...Supports Angels' Booster Club Annual Holiday Toy Drive.
- Graduated from Masetro Ladi High School in Vega Alta, PR in 1993.
- Attended Ladislao Martinez University (PR).
- Other brother, Yadier, is minor league catcher for St. Louis...Father Benjamin Sr. was inducted into Puerto Rico Amateur Baseball Hall of Fame, Oct. 27, 2002 (same day as Game 7 of World Series), as a second baseman with .320 career batting average.
- Originally signed by Cubs' scout Jose Trujillo.

J. Molina's Lifetime Playing Record

Year	Club	AVG	G	AB	R	H	2B	3B	HR	RBI	SH	SF	HBP	BB	IBB	SO	SB	CS	GDP	SLG	OBP	E
1993	Cubs (GCL)	.218	33	78	5	17	2	0	0	4	4	0	0	12	0	12	3	2	2	.244	.322	7
	Daytona	.143	3	7	0	1	0	0	0	0	0	0	0	2	0	0	0	1	0	.143	.333	0
1994	Peoria	.229	78	253	31	58	13	1	1	33	5	4	4	24	1	61	4	3	5	.300	.302	13
1995	Daytona	.236	82	233	27	55	9	1	1	19	2	2	7	29	0	53	1	0	7	.296	.336	8
1996	Rockford	.226	96	305	35	69	10	1	2	27	7	4	3	36	0	71	2	4	8	.285	.310	11
1997	Daytona	.251	55	179	17	45	9	1	0	23	5	2	1	14	0	25	4	0	5	.313	.306	8
	Iowa	.333	1	3	0	1	0	0	0	0	0	0	0	1	0	1	0	0	1	.333	.500	0
	Orlando	.172	37	99	10	17	3	0	1	15	1	3	2	12	5	28	0	1	4	.232	.267	2
1998	West Tenn.	.222	109	320	33	71	10	1	2	28	10	3	3	32	1	74	1	5	10	.278	.296	9
1999	West Tenn.	.171	14	35	2	6	3	0	0	5	1	1	0	2	0	14	0	0	1	.257	.211	2
	Iowa	.263	74	240	24	63	11	1	4	26	2	2	4	20	5	54	0	1	3	.367	.327	7
	Chicago (NL)	.263	10	19	3	5	1	0	0	1	0	0	0	2	1	4	0	0	0	.316	.333	0
2000	Iowa	.234	76	248	22	58	9	0	1	17	1	3	0	23	1	61	1	4	6	.282	.296	11
2001	Salt Lake	.300	61	213	29	64	11	1	5	31	6	0	2	14	0	49	1	2	7	.432	.349	2
	Anaheim	.270	15	37	8	10	3	0	2	4	2	0	0	3	0	8	0	0	2	.514	.325	0
2002	Salt Lake	.307	79	290	30	89	14	2	4	43	7	2	4	12	1	60	0	3	4	.410	.341	4
	Anaheim	.271	29	70	5	19	3	0	0	5	4	2	0	5	0	15	0	2	2	.314	.312	3
2003	Anaheim	.184	53	114	12	21	4	0	0	6	4	1	3	1	0	26	0	0	1	.219	.210	1
Angels Totals		.226	97	221	25	50	10	0	2	15	10	3	3	9	0	49	0	2	5	.299	.263	4
Major Totals		.229	107	240	28	55	11	0	2	16	10	3	3	11	1	53	0	2	5	.300	.268	4

Selected by Chicago Cubs in 14th round of 1993 free agent draft.
Released by Chicago Cubs, Nov. 27, 2000.

Disabling Injuries: 2001 — Non-displaced fracture of left thumb, disabled May 21-July 2.
1999 — Strained right clavicle, disabled July 31-Aug. 10.

2003 Career										2003 Career											
AVG	AB	H	HR	RBI	AVG	AB	H	HR	RBI	AVG	AB	H	HR	RBI	AVG	AB	H	HR	RBI		
Anaheim	.000	4	0	0	0	.000	8	0	0	0	March										
Baltimore	.000	4	0	0	0	.000	8	0	0	0	April	.000	9	0	0	0	.000	9	0	0	0
Boston	.100	10	1	0	0	.190	21	4	0	1	May	.222	18	4	0	1	.231	52	12	2	5
Chicago	.000	3	0	0	0	.250	16	4	1	1	June	.273	22	6	0	1	.273	22	6	0	1
Cleveland	.000	5	0	0	0	.071	14	1	0	0	July	.250	20	5	0	2	.311	45	14	0	3
Detroit	.000	4	0	0	0	.176	17	3	1	4	Aug.	.105	19	2	0	0	.167	48	8	0	3
Kansas City	.400	10	4	0	2	.400	10	4	0	2	Sept.	.154	26	4	0	2	.226	62	14	0	4
Minnesota	.250	4	1	0	0	.333	6	2	0	0	Oct.					.500	2	1	0	0	
New York	.000	1	0	0	0	.167	6	1	0	0	Home	.286	42	12	0	4	.305	105	32	0	7
Oakland	.160	25	4	0	2	.171	35	6	0	2	Road	.125	72	9	0	2	.170	135	23	2	9
Seattle	.000	5	0	0	0	.375	24	9	0	2	Day	.225	40	9	0	4	.253	87	22	0	8
Tampa Bay	.273	11	3	0	1	.214	14	3	0	1	Night	.162	74	12	0	2	.216	153	33	2	15
Texas	.167	6	1	0	0	.182	11	2	0	0	Grass	.194	98	19	0	6	.232	211	49	2	15
Toronto	.167	6	1	0	0	.263	19	5	0	1	Turf	.125	16	2	0	0	.207	29	6	0	1
Arizona	---	---	---	---	---	---	---	---	---	---	Pre-ASG	.237	59	14	0	3	.237	93	22	2	7
Atlanta	---	---	---	---	---	---	---	---	---	---	Post-ASG	.127	55	7	0	3	.224	147	33	0	9
Chicago	---	---	---	---	---	---	---	---	---	---	Vs. LHP	.240	50	12	0	3	.241	87	21	1	6
Cincinnati	---	---	---	---	.333	9	3	0	1	---	Vs. RHP	.141	64	9	0	3	.222	153	34	1	10
Colorado	---	---	---	---	---	---	---	---	---	---	RISP	.207	29	6	0	6	.162	68	11	0	14
Florida	.250	4	1	0	1	.250	4	1	0	1	Bases Loaded	.000	2	0	0	1	.000	3	0	0	1
Houston	---	---	---	---	---	---	---	---	---	---	Pinch-hitting	.000	2	1	0	0	.500	2	1	0	0
Los Angeles	.429	7	3	0	0	.429	7	3	0	0	DH	---	---	---	---	---	---	---	---	---	
Milwaukee	---	---	---	---	.333	3	1	0	0	---											
Montreal	.200	5	1	0	0	.200	5	1	0	0											
New York	.250	4	1	0	0	.250	4	1	0	0											
Philadelphia	---	---	---	---	.000	2	0	0	0	---											
Pittsburgh	---	---	---	---	---	---	---	---	---	---											
St. Louis	---	---	---	---	.500	2	1	0	0	---											
San Diego	---	---	---	---	---	---	---	---	---	---											
San Francisco	---	---	---	---	---	---	---	---	---	---											

Career Batting at Major League Parks

	AVG	AB	H	HR	RBI		AVG	AB	H	HR	RBI
Wrigley Field	.375	8	3	0	1	U.S. Cellular Field	.267	15	4	1	1
Cinergy Field	.250	4	1	0	0	Jacobs Field	.000	5	0	0	0
Dodger Stadium	.333	3	1	0	0	Comerica Park	.250	12	3	1	4
Pro Player Stadium	.250	4	1	0	1	Metrodome	.000	2	0	0	0
Astrodome	.000	3	0	0	0	Yankee Stadium	.000	4	0	0	0
Hiram Bithorn Stadium (PR)	.200	5	1	0	0	Network Associates Col.	.143	21	3	0	1
Veterans Stadium	.000	2	0	0	0	Safeco Field	.091	11	1	0	0
Busch Stadium	.500	2	1	0	0	Tropicana Field	.143	7	1	0	0
Edison Field	.299	97	29	0	6	Ballpark in Arlington	.167	6	1	0	0
Camden Yards	.000	8	0	0	0	Skydome	.500	6	3	0	1
Fenway Park	.133	15	2	0	1						

Division Series Totals

Year	Club, Opp	AVG	G	AB	R	H	2B	3B	HR	RBI	SH	SF	HBP	BB	IBB	SO	SB	CS	GDP	SLG	OBP	E	
2002—Ana., NYY																							DNP

League Championship Series Totals

Year	Club, Opp.	AVG	G	AB	R	H	2B	3B	HR	RBI	SH	SF	HBP	BB	IBB	SO	SB	CS	GDP	SLG	OBP	E
2002—Ana., Min.		.000	3	1	0	0	0	0	0	0	0	0	0	0	0	0	0	0	0	.000	.000	0

World Series Totals


Year	Club, Opp.	AVG	G	AB	R	H	2B	3B	HR	RBI	SH	SF	HBP	BB	IBB	SO	SB	CS	GDP	SLG	OBP	E
2002—Ana., SF		.000	3	0	0	0	0	0	0	0	1	0	0	0	0	0	0	0	0	.000	.000	0

Career Fielding

POS	PCT	G	PO	A	E	TC	DP	PB
C	.993	107	497	44	4	545	5	7

J. Molina's Bests

	Season		Game
AVG.	.271	— 2002	H 3 — 3 times; last, 9-27-02 vs. Sea.
H	21	— 2003	HR 1 — twice, last time: at Det., 5-11-01
HR	2	— 2001	RBI 2 — at Det., 5-11-01
RBI	6	— 2003	Hit Streak 6 — May 8-15, 2001



Wil Nieves

Catcher

19

Bats: Right Throws: Right Ht.: 5-11 Wt.: 190
 Opening Day Age: 25 Born: Sept. 25, 1977
 Birthplace: San Juan, PR Resides: Santurce, PR
 Acquired: Off unconditional release waivers from San Diego Padres, Dec. 18, 2002
 Signed Thru: 2004 Major League Service: 72 days

2003 Season:

- Spent eighth professional season with triple-A **Salt Lake**, batting .283 (102/361) with 48 runs scored, 16 doubles, two triples, four home runs and 38 RBI in 102 games with Stingers (88 as catcher, 15 at first base, 1 as DH)... After hitting .190 (11/58) in April, batted .300 (91/303) from May-Sept... Put together two season-best 10-game hit streaks... Collected four hits twice (June 27th vs. Portland and July 7th vs. Edmonton)... Best month came in June (.319, 23/72, 12 RBI)... Hit .304 at home and .264 on the road.

Minor League Summary:

- In 2002, started seventh professional season at triple-A **Portland** (San Diego), batting .308 (73/237) with 20 doubles, two triples, seven home runs and 29 RB in 70 games... Set career-high with .498 slugging percentage and home run total tied career-best (also 1999)... Started season batting .361 (26/72) over first 23 games... Held 12-game hit streak, June 30-July 15... Also posted nine-game hit streak, May 22-June 2... Was recalled by **San Diego** from Portland, July 20, replacing Wiki Gonzalez on roster... Made major league debut, July 21 vs. Arizona, collecting first career hit (single) off Randy Johnson in fifth inning... Appeared in 18 games (13 starts) with Padres before being optioned to Portland, Aug. 24... Recalled, Sept. 3, and finished season batting .217 (5/23) in final 10 games with Padres... Batted .181 (13/72) with three doubles, one triple and three RBI in 28 games with San Diego.
- In 2001, batted .300 (99/330) with 24 doubles, three home runs and 41 RBI in 95 games with double-A **Mobile**... Posted career-high 16-game hit streak, June 30-July 23.
- In 2000, split time with double-A **Mobile** and single-A **Rancho Cucamonga** with one appearance at triple-A Las Vegas.
- In 1999, set career-highs in games (120), at-bats (427), runs (58), hits (140), doubles (26) home runs (7) and RBI (61) while with **Rancho Cucamonga**... Was sixth in California league and second in Padres organization with .328 average... Named to California League All-Star team... Named California League Player of the Week for July 26-Aug. 1... Reached base safely via hit or walk in 25 straight games... Threw out 42% would-be basestealers (65/154).

Personal/Misc.:

- Wilbert Nieves
- Brother Melvin played for San Diego Padres from 1993-95
- Originally signed by Ronquito Garcia (Padres)

Nieves' Lifetime Playing Record

Year	Club	AVG	G	AB	R	H	2B	3B	HR	RBI	SH	SF	HBP	BB	IBB	SO	SB	CS	GDP	SLG	OBP	E
1996	—Padres	.345	43	113	23	39	5	0	2	22	2	0	0	13	0	19	3	4	1	.442	.413	10
1997	—Clinton	.218	18	55	6	12	1	1	1	7	1	1	0	6	0	10	2	1	0	.327	.290	7
	Padres	.296	8	27	2	8	2	0	0	2	1	0	0	5	0	5	1	0	0	.370	.406	0
1998	—Clinton	.255	115	380	47	97	22	0	3	55	4	6	7	47	4	69	7	9	16	.337	.343	14
1999	—Rancho Cuca	.328	120	427	58	140	26	2	7	61	1	4	5	40	1	54	2	7	12	.447	.389	5
2000	—Mobile	.266	68	214	18	57	4	0	4	30	2	1	1	16	4	22	1	1	9	.341	.319	4
	Rancho Cuca	.257	31	101	16	26	5	0	0	9	2	1	0	15	0	17	2	0	3	.307	.350	5
	Las Vegas	.000	1	1	0	0	0	0	0	0	0	0	0	0	0	0	0	0	0	.000	.000	0
2001	—Mobile	.300	95	330	28	99	24	0	3	41	2	4	2	18	2	40	1	0	8	.400	.336	3
2002	—Portland	.308	70	237	24	73	20	2	7	29	2	1	0	5	0	40	0	0	7	.498	.321	3
	San Diego	.181	28	72	2	13	3	1	0	3	0	0	0	4	4	15	1	0	1	.250	.224	5
2003	—Salt Lake	.283	102	361	48	102	16	2	4	38	3	5	1	25	3	53	1	2	8	.371	.327	8

Selected by San Diego Padres organization in 47th round of 1995 free agent draft.

2003					Career					2003					Career					
AVG	AB	H	HR	RBI	AVG	AB	H	HR	RBI	AVG	AB	H	HR	RBI	AVG	AB	H	HR	RBI	
Anaheim	---	---	---	---	---	---	---	---	---	---	---	---	---	---	---	---	---	---	---	---
Baltimore	---	---	---	---	---	---	---	---	---	---	---	---	---	---	---	---	---	---	---	---
Boston	---	---	---	---	---	---	---	---	---	---	---	---	---	---	---	---	---	---	---	---
Chicago	---	---	---	---	---	---	---	---	---	---	---	---	---	---	---	---	---	---	---	---
Cleveland	---	---	---	---	---	---	---	---	---	---	---	---	---	---	---	---	---	---	---	---
Detroit	---	---	---	---	---	---	---	---	---	---	---	---	---	---	---	---	---	---	---	---
Kansas City	---	---	---	---	---	---	---	---	---	---	---	---	---	---	---	---	---	---	---	---
Minnesota	---	---	---	---	---	---	---	---	---	---	---	---	---	---	---	---	---	---	---	---
New York	---	---	---	---	---	---	---	---	---	---	---	---	---	---	---	---	---	---	---	---
Oakland	---	---	---	---	---	---	---	---	---	---	---	---	---	---	---	---	---	---	---	---
Seattle	---	---	---	---	---	---	---	---	---	---	---	---	---	---	---	---	---	---	---	---
Tampa Bay	---	---	---	---	---	---	---	---	---	---	---	---	---	---	---	---	---	---	---	---
Texas	---	---	---	---	---	---	---	---	---	---	---	---	---	---	---	---	---	---	---	---
Toronto	---	---	---	---	---	---	---	---	---	---	---	---	---	---	---	---	---	---	---	---
Arizona	---	---	---	---	231	13	3	0	0	---	---	---	---	---	---	---	---	---	---	---
Atlanta	---	---	---	---	250	4	1	0	1	---	---	---	---	---	---	---	---	---	---	---
Chicago	---	---	---	---	500	4	2	0	0	---	---	---	---	---	---	---	---	---	---	---
Cincinnati	---	---	---	---	182	11	2	0	0	---	---	---	---	---	---	---	---	---	---	---
Colorado	---	---	---	---	1,000	1	1	0	0	---	---	---	---	---	---	---	---	---	---	---
Florida	---	---	---	---	.000	1	0	0	0	---	---	---	---	---	---	---	---	---	---	---
Houston	---	---	---	---	---	---	---	---	---	---	---	---	---	---	---	---	---	---	---	---
Los Angeles	---	---	---	---	188	16	3	0	2	---	---	---	---	---	---	---	---	---	---	---
Milwaukee	---	---	---	---	---	---	---	---	---	---	---	---	---	---	---	---	---	---	---	---
Montreal	---	---	---	---	.000	3	0	0	0	---	---	---	---	---	---	---	---	---	---	---
New York	---	---	---	---	.000	4	0	0	0	---	---	---	---	---	---	---	---	---	---	---
Philadelphia	---	---	---	---	.125	8	1	0	0	---	---	---	---	---	---	---	---	---	---	---
Pittsburgh	---	---	---	---	---	---	---	---	---	---	---	---	---	---	---	---	---	---	---	---
St. Louis	---	---	---	---	---	---	---	---	---	---	---	---	---	---	---	---	---	---	---	---
San Diego	---	---	---	---	---	---	---	---	---	---	---	---	---	---	---	---	---	---	---	---
San Francisco	---	---	---	---	.000	7	0	0	0	---	---	---	---	---	---	---	---	---	---	---
March	---	---	---	---	---	---	---	---	---	---	---	---	---	---	---	---	---	---	---	---
April	---	---	---	---	---	---	---	---	---	---	---	---	---	---	---	---	---	---	---	---
May	---	---	---	---	---	---	---	---	---	---	---	---	---	---	---	---	---	---	---	---
June	---	---	---	---	---	---	---	---	---	---	---	---	---	---	---	---	---	---	---	---
July	---	---	---	---	---	---	---	---	---	---	---	---	---	---	---	---	---	---	---	---
Aug.	---	---	---	---	---	---	---	---	---	---	---	---	---	---	---	---	---	---	---	---
Sept.	---	---	---	---	---	---	---	---	---	---	---	---	---	---	---	---	---	---	---	---
Oct.	---	---	---	---	---	---	---	---	---	---	---	---	---	---	---	---	---	---	---	---
Home	---	---	---	---	---	---	---	---	---	---	---	---	---	---	---	---	---	---	---	---
Road	---	---	---	---	---	---	---	---	---	---	---	---	---	---	---	---	---	---	---	---
Day	---	---	---	---	---	---	---	---	---	---	---	---	---	---	---	---	---	---	---	---
Night	---	---	---	---	---	---	---	---	---	---	---	---	---	---	---	---	---	---	---	---
Grass	---	---	---	---	---	---	---	---	---	---	---	---	---	---	---	---	---	---	---	---
Turf	---	---	---	---	---	---	---	---	---	---	---	---	---	---	---	---	---	---	---	---
Pre-ASG	---	---	---	---	---	---	---	---	---	---	---	---	---	---	---	---	---	---	---	---
Post-ASG	---	---	---	---	---	---	---	---	---	---	---	---	---	---	---	---	---	---	---	---
Vs. LHP	---	---	---	---	---	---	---	---	---	---	---	---	---	---	---	---	---	---	---	---
Vs. RHP	---	---	---	---	---	---	---	---	---	---	---	---	---	---	---	---	---	---	---	---
RISP	---	---	---	---	---	---	---	---	---	---	---	---	---	---	---	---	---	---	---	---
Bases Loaded	---	---	---	---	---	---	---	---	---	---	---	---	---	---	---	---	---	---	---	---
Pinch-hitting	---	---	---	---	---	---	---	---	---	---	---	---	---	---	---	---	---	---	---	---
DH	---	---	---	---	---	---	---	---	---	---	---	---	---	---	---	---	---	---	---	---

Career Batting at Major League Parks

	AVG	AB	H	HR	RBI		AVG	AB	H	HR	RBI
Bank One Ballpark	.125	8	1	0	0	Pac Bell Park	.000	7	0	0	0
Cinergy Field	.000	4	0	0	0	Shea Stadium	.000	4	0	0	0
Coors Field	1.000	1	1	0	0	Qualcomm Stadium	.206	34	7	0	2
Dodger Stadium	.286	7	2	0	1	Wrigley Field	.500	4	2	0	0
Olympic Stadium	.000	3	0	0	0						

Career Fielding

POS	PCT	G	PO	A	E	TC	DP
C	.971	27	160	8	5	173	0



Ramon Ortiz

Right-Handed Pitcher

Bats: Right
Throws: Right
Ht.: 6-0
Wt.: 175

Opening Day Age: 30
Born: May 23, 1973

Birthplace: Cotui, DR
Resides: Cotui, DR

Married: Elizabeth Valdez, Jan. 16, 2002

Children: Raely, Ramon Alfonso

Acquired: Signed as free agent, June 20, 1995

Signed Thru: 2004
Major League Service: 3 yrs., 140 days

36

2003 Season:

- Spent ninth professional season with **Angels**, posting 16-13 record with one complete game and 5.20 ERA (180 IP – 104 ER) in 32 starts...Set career highs in wins, losses, ERA, starts (tied) and earned runs allowed...16 wins are most by Angel right-hander since Bert Blyleven (17) in 1989...Led club in wins, runs allowed (121) and hit batters (12-tied)...Among AL leaders, ranked tied for eighth in wins, tied for second in hit batters and fifth in runs allowed...Posted 50th career win, July 22 at Tampa Bay (3-1 score; 7 IP, 3 H, 1 R, 0 ER, 1 HB, 3 BB, 6 SO)...Start No. 100 came May 16 at Boston...Struck out Corey Koskie, Sept. 3 at Minnesota (4th inn.) for 500th career strikeout...Angels were 17-15 in his starts...Posted longest win streak by an Angel in 2003 with five, June 3-25...Lone complete game came, April 29 at Cleveland (10-1 win; 9 IP, 7 H, 1 R, 1 ER, 1 HR, 2 BB, 99 pitches - 66 strikes)...Marked ninth CG of career...Marked first ML complete game without a strikeout since Brad Radke, May 8, 2002 vs. Kansas City...Home runs allowed total was down 12 from a year ago (40 to 28)...118 career home runs allowed

ranks fifth on Angels' All-Time list...Walked more than three batters in a game four times, including season high five, Aug. 1 vs. Toronto...Strikeout high was six, June 19 at Seattle and July 22 at Tampa Bay...Pitched into seventh inning or later in eight of 32 starts...Bullpen allowed five of 23 inherited runners to score and posted three blown saves in his starts... Limited opposition to three earned runs-or-less in 18 of 32 starts... Finished 5-1 with a 3.72 ERA in six starts in June (Is 11-3 in month lifetime)...Became first Angel to win five games in a month since Ken Hill (5-1) in April, 1998... ERA was 3.62 in five starts in July...Was 11-6 with a 4.41 ERA in 19 starts before the All-Star break and 5-7 with a 6.52 ERA in 13 starts after...11 wins at All-Star Break were most by an Angel since Chuck Finley (12-4) and Mark Langston (12-3) in 1991.

Career Highlights:

- Agreed to multi-year contract through 2004 (with club option for 2005), March 22, 2002...Has worked over 180 or more innings in each of last three seasons...Led Angels' starters in wins in 2000 (8), 2001 (13) and 2003 (16)...Has increased win total each year after initial season in 1999 (1999-2, 2000-8, 2001-13, 2002-15, 2003-16)...In 2001, along with Scott Schoeneweis, became first Angels' duo to post 200-or-more innings pitched in a season since Chuck Finley (203) and Mark Langston (200.1) in 1995...In 1997 with single-A Cedar Rapids, notched 225 strikeouts, most in minor leagues since 1986...Tossed no-hitter in 12-0 win over Quad City (9.0 IP, 0 BB, 14 SO), Aug. 7, 1997...Start No. 100 came May 16, 2003 at Boston... Struck out Corey Koskie, Sept. 3, 2003 at Minnesota (4th inn.) for 500th career strikeout.

Major League Summary:

- In 2002 with Angels, set career highs in complete games (4, T3rd in AL), innings pitched (217.1) and strikeouts (162)...15 wins marked most by an Angels' right-hander since Kirk McCaskill (15) and Bert Blyleven (17) in 1989...Led Angels in innings pitched and strikeouts and ranked second on staff in wins...Entered 2002 post-season winning last six decisions (nine starts), marking longest win streak of career (previously was four twice)...Pitched into seventh-inning-or-later in 25 of 32 starts in 2002 and totaled 19 "quality starts" (6 IP, 3 ER-or-less)...Tallied four of Angels' seven complete games on season...52 of 97 runs allowed scored on 40 home runs (32 solo) surrendered...HR total equaled Angels' single-season record (40; Shawn Boskie, 1996) and most allowed in majors in '02...Allowed three HRs in a game twice and four HRs twice...Limited opponents to .230 average against, lowest mark of career...Hurled first shutout of major league career, defeating Scott Erickson and Baltimore, 9-0, Aug. 31 at Edison Field...Pitched perfect game for 5.1 innings and limited Orioles to five singles overall...Limited Blue Jays to five hits and struck out career tying-best 10 batters, May 5 at Skydome...September proved to be best month, going 4-0 with 2.73 ERA (33 IP - 10 ER) in five starts...Led staff with seven home wins...Received 6.67 runs of support per 9 IP, 4th best in AL (David Wells ranked 1st, 7.50)...Limited opponents to .215 average with runners on base, 6th best in AL.
- 2002 Post-Season: Made three post-season starts (9.00 ERA; 13 IP - 13 ER), earning two victories to tie John Lackey for most post-season wins among Angels starters despite opponents batting .353 off the right-hander...Earned second year of post-season in Game 3 of World Series at Pac Bell Park in Anaheim's 10-4 victory (5 IP, 5 H, 4 R, 4 ER, 2 HR, 4 BB, 1 IBB, 3 SO)...Allowed one run through first four innings before surrendering a solo HR to Rich Aurilla and a two-run shot to Barry Bonds in the fifth inning...Relieved by Brendan Donnelly (2 IP - 0 R) and Scott Schoeneweis (2 IP - 0 ER) to preserve the win...Defeated Rick Reed and Minnesota, 6-3, in Game 2 of 2002 ALCS, Oct. 9 at The Metrodome...Marked first post-season win of career...Shutout Twins through five innings before allowing three runs in sixth frame (RBI single by Corey Koskie & 2-run single by Doug Mientkiewicz)...Left contest leading, 6-3...Three Angels relievers combined to pitch final 3.2 innings (1 H, 1 BB, 7 SO) of contest with Troy Percival (1.1 IP, 3 SO) posting the save...In initial start of playoffs, was not involved in Angels' 9-6 win in Game 3 of the 2002 Division Series vs. New York, Oct. 4 at Edison Field...Allowed three runs in first and third innings...Surrendered four walks, all of which came in to score...Left contest trailing, 4-1...Angels trailed 6-1, before rallying with two runs in third inning, single runs in fourth, sixth and seventh frames and three runs in eighth inning for the win...Four Angels relievers combined to shutout Yankees over final 6.1 innings (3 H, 1 BB, 7 SO) of contest...Francisco Rodriguez (2 IP, 4 SO) earned the win and Troy Percival (1 IP) the save.
- In 2001, concluded seventh professional season in Anaheim organization and first full with Angels, posting 13-11 record with two complete games and 4.36 ERA (208.2 IP - 101 ER) in 32 starts...Led club in wins, complete games, innings pitched and strikeouts (135)...Tied for club lead in starts and home runs allowed (25)...223 hits and 76 walks ranked 10th most in AL...114 runs allowed was sixth most in circuit...Along with Scott Schoeneweis (205.1 IP), became first Angels duo to post 200-or-more innings pitched in a season since Chuck Finley (203) and Mark Langston (200.1) in 1995...13 wins were most by Angels pitcher since Finley and Jason Dickson each won 13 in 1997...Longest win streak was career-best four straight games, July 26-Aug. 22 (six starts)...Complete games came Aug. 17 at Cleveland (7-2 win; 9 IP, 6 H, 2 R, 2 ER, 3 BB, 3 SO) and Sept. 18 at Seattle (4-0 loss; 8 IP, 10 H, 4 R, 3 ER, 1 BB, 4 SO)...Posted career-high 10 strikeouts, April 5 at Texas, the most by an Angel in 2001...Allowed three home runs in inning, Aug. 11 vs. Toronto (2nd inn.)...As batter, was 0-for-7 (2 SO) in first season against major league pitching.
- In 2000, concluded sixth professional season in Angels' organization, posting 8-6 record with team-high two complete games and 5.09 ERA (111.1 IP - 63 ER) in 18 starts...Innings pitched total was third-highest on team...Began season on 15-day disabled list (retroactive to March 20) due to partial tear of right labrum...Picked up win in rehabilitation start with single-A Lake Elsinore, April 6 vs. Rancho Cucamonga (6 IP, 8 H, 2 R, 2 ER, 2 BB, 7 SO)...Activated by Anaheim from DL, April 11...Made season debut, April 11, earning win (5-4) vs. Toronto...In initial stint with Angels, posted 2-2 record and 6.90 ERA (30 IP - 23 ER) in six starts...Optioned to triple-A Edmonton, May 10...Recalled by Anaheim, July 7 for one start (12-4 win vs. Colorado), pitching eight innings...Optioned back to triple-A following the game...Recalled by Anaheim to start vs. Boston, Aug. 8, and out-dueted Cy Young Award winner Pedro Martinez in Angels' 2-1 win...Pitched first career complete game and limited Red Sox to single and double (only two runners reached second base)...Two-hitter was Angels' season low-hit game...Allowed two walks and struck out six...Marked first two-hitter by Angels' rookie since Mike Witt, April 26, 1981 at Minnesota...Threw second complete game, Sept. 24, in 9-2 win at Texas...Posted season-high six strikeouts three times (Aug. 8 vs. Boston; Aug. 23 at Boston, Sept. 13 vs. Tampa Bay)...Led Angels with four balks (second in A.L.).

- In 1999, recalled by **Anaheim**, Aug. 18, and registered 2-3 record with 6.52 ERA in nine starts...Allowed 50 hits and 25 walks with 44 strikeouts...Earned win in major league debut, Aug. 19 at Chicago (9-2)...Allowed one run on four hits and one walk with three strikeouts in eight innings (longest outing of season)...Along with Brian Cooper (Sept. 7 vs. Chicago), became first Angels to win major league debuts in same season since 1966 (Minnie Rojas - Clyde Wright)...Strikeout high was eight, Sept. 26 at Seattle (in five innings)...Also struck out eight in seven innings (6 H, 2 R, 2 ER, 1 BB, 1 HR) in first major league loss, Aug. 24 vs. Toronto (5-1)...Recorded second win, Sept. 21 in 7-5 win vs. Tampa Bay (5+ IP, 4 H, 3 R, 3 ER, 4 BB, 5 SO, 1 WP)...Among A.L. Leaders, tied for third (with nine others) with two balks...Ejected from game following hit by pitch (Matt Lawton), Sept. 11 at Minnesota...Posted 1.000 fielding percentage in 10 total chances (four putouts, six assists).

Minor League Summary:

- In 2000, began season on 15-day disabled list (retroactive to March 20) due to partial tear of right labrum...Picked up win in rehabilitation start with single-A **Lake Elsinore**, April 6 vs. Rancho Cucamonga (6 IP, 8 H, 2 R, 2 ER, 2 BB, 7 SO)...Activated by Anaheim from DL, April 11...Optioned to triple-A **Edmonton**, May 10...Recalled by Anaheim, July 7 for one start (12-4 win vs. Colorado) and optioned back to triple-A following the game...Overall, compiled 6-6 record with one complete game and 4.55 ERA (89 IP - 45 ER) in 15 starts at Edmonton...Lone complete game came July 23 at New Orleans (1-0 loss)...Allowed three hits and three walks with season-high 11 strikeouts in season-long eight innings...In minor league career, is 48-35 with 20 complete games, eight shutouts and 3.42 ERA (663 IP - 252 ER) in 109 games (101 starts)...Has 707 minor league strikeouts (9.6 SO per 9 IP).
- In 1999, named Howe Sportsdata International's Minor League Comeback Player of the Year...Also selected as one of two starting right-handed pitchers on Howe's 1999 All-Prospect Team...Began fifth professional season at double-A **Erie**, compiling 9-4 record with 2.82 ERA (102 IP - 32 ER), two complete games and two shutouts in 15 starts...Allowed 88 hits, 38 runs and 40 walks while striking out 86...Won nine straight decisions, May 7 - June 29 (last 11 starts), after dropping first four starts of season...During win streak, registered two complete games, two shutouts and 1.65 ERA (81.2 IP - 15 ER)...In final start, tossed complete game one-hit shutout at Altoona, June 29 (5-0), allowing three walks with six strikeouts...Strikeout high was nine, May 28 vs. New Haven, in eight innings...Walked three batters-or-less in 13 starts (high was 6, May 23 vs. Reading; 5 IP)...Promoted to triple-A **Edmonton**, July 4, posting 5-3 mark with 4.05 EA (53.1 IP - 24 ER) in nine starts...Gave up 46 hits, 26 runs and 19 walks while recording 64 strikeouts...Won first career triple-A start, July 4 at New Orleans (9-3), allowing three runs (3 ER) on five hits and two walks with 12 strikeouts...Longest outing was eight innings, Aug. 10 at Colorado Springs, in 8-4 win (5 H, 4 R, 2 ER, 2 BB, 6 SO, 1 WP, 1 BK)...Strikeout high was 13, July 15 at Tacoma (6.2 IP)...Walked three batters-or-less in all nine starts (high was three, twice).
- In 1998, spent fourth professional season at double-A **Midland**, posting 2-1 record and 5.55 ERA (47 IP - 29 ER) with 16 walks and 53 strikeouts in seven starts...Season was shortened by stress fracture of right elbow (suffered May 7 vs. Jackson) that did not require surgery...Placed on disabled list, May 9 - end of season...Notched back-to-back starts with 10-or-more strikeouts (April 10 vs. El Paso - 10; April 16 at Wichita - 12; season-high).
- In 1997, spent third professional season with single-A **Cedar Rapids**...Posted 11-10 record with eight complete games, four shutouts and 3.58 ERA (181.0 IP - 72 ER) in 27 starts for Kernels...Notched 225 strikeouts, most in minor leagues since 1986...Shutouts were most in minors for 1997...Led Midwest League in complete games, shutouts, strikeouts, and tied for first in starts...Ranked second among league starters in innings and strikeouts per nine innings (11.19)...Struggled first two months of season, going 0-7 with 6.50 ERA (55.1 IP - 40 ER)...Finished season winning eight of last nine decisions (1.82 ERA; 84.0 IP - 17 ER)...Became first minor league pitcher to record double-digit strikeout performances in three consecutive outings: June 1 (11), June 8 (11), June 13 (12)...Tossed first career no-hitter in 12-0 win over Quad City (9.0 IP, 0 BB, 14 SO), Aug. 7...Strikeout total marked season-high...Threw three-hit shutout victory over Quad City (9.0 IP, 1 BB, 9 SO) Aug. 17...Registered five consecutive complete games (4-1), Aug. 1-23...Collected 10-or-more strikeouts in 10 appearances...Honored as Midwest League "Pitcher of the Week" three times: July 27-Aug. 2, Aug. 3-9 and Aug. 17-23...Earned win in lone post-season start (8.0 IP, 5 H, 1 ER, 2 BB, 14 SO)...14 strikeouts matched season high.
- In 1996, opened season with **Mesa** of Arizona Rookie League...Compiled 5-4 mark with two complete games, two shutouts, one save and 2.12 ERA (68.0 IP - 16 ER) in 16 games (eight starts)...Led Arizona League in shutouts and tied for lead in complete games...Ranked second among league starters in lowest average against (.206), third in ERA and tied for third in strikeouts (78)...Also placed fifth in wins...Earned lone save (4.0 IP, 1 H, 2 BB, 5 SO) in 9-3 win over Athletics, July 9...Threw three-hit, 1-0 shutout over Diamondbacks July 20 (9.0 IP, 2 BB, 12 SO)...Notched 12 strikeouts (7.0 IP, 5 H, 2 R) in 9-2 at Rockies, Aug. 4...Tossed one-hit, 6-0 shutout Aug. 19 (9.0 IP, 2 BB, 11 SO) at Diamondbacks for fourth consecutive wins...Twice struck out 12 batters, July 20 vs. Diamondbacks and Aug. 4 at Rockies...Named Arizona League "Pitcher of the Week" for July 15-21 (1-0, 0.60 ERA) and Aug. 19-25 (1-0, 9.0 IP, 1 H, 0 ER)...Also named to Arizona All-Star Team...Transferred to single-A Boise...Appeared in three games, going 1-1 with 3.66 ERA (19.2 IP - 8 ER).
- In 1995, began professional career with **San Pedro** Angels in Dominican Summer League (rookie)...Was 8-6 with seven complete games and 2.23 ERA (97.0 IP - 24 ER) in 16 starts...Struck out 100 batters while walking 54.

Personal/Misc.:

- Diogenes Ramon Ortiz.
- Assists with Angels' Gene Autry RBI League youth baseball clinics and has spoken to Angels Booster Club...Attended Santa Ana Police Department's Children's Holiday Party...Honored in Feb. 2001 by Santa Ana City Council for efforts in Santa Ana Police Dept. holiday celebration that benefited 10,000 people...Took part in KABC Disaster Relief Drive at Edison Field.
- Owns barbershops in his hometown of Cotul (DR) and works as a barber in his spare time.
- Graduated from 8th Intermedean High School (DR).
- Signed by Angels' scout Jose Gomez.

Ortiz' Lifetime Pitching Record

Year	Club	W-L	ERA	G	GS	CG	GF	SHO	SV	IP	H	R	ER	HR	HBP	BB	IBB	SO	WP	BK	BA
1995	—Angels	8-6	2.23	16	16	7	0	0	0	97	79	44	24	2	3	54	0	100	6	2	195
1996	—Angels	5-4	2.12	16	8	2*	5	2*	1	68	55	28	16	5	2	27	0	78	5	2	216
	Boise	1-1	3.66	3	3	0	0	0	0	19.2	21	10	8	3	1	6	0	18	0	1	263
1997	—Cedar Rapids	11-10	3.58	27	27*	8*	0	4*	0	181	156	78	72	22	7	53	0	225*	14	5	230
1998	—Midland	2-1	5.55	7	7	0	0	0	0	47	50	31	29	10	1	16	0	53	3	1	275
1999	—Erie	9-4	2.82	15	15	2	0	2*	0	102	88	38	32	12	2	4	0	86	1	0	237
	Edmonton	5-3	4.05	9	9	0	0	0	0	53.1	46	26	24	2	2	19	0	64	6	2	227
	Anaheim	2-3	6.52	9	9	0	0	0	0	48.1	50	35	35	7	2	25	0	44	2	2	265
2000	—Lake Elsinore	1-0	3.00	1	1	0	0	0	0	6	8	2	2	0	0	2	0	7	0	0	333
	Edmonton	6-6	4.55	15	15	1	0	0	0	89	74	49	45	7	4	37	0	76	7	1	223
	Anaheim	8-6	5.09	18	18	2	0	0	0	111.1	96	69	63	18	2	55	0	73	7	4	236
2001	—Anaheim	13-11	4.36	32	32	2	0	0	0	208.2	223	114	101	25	12	76	6	135	7	0	274
2002	—Anaheim	15-9	3.77	32	32	4	0	1	0	217.1	188	97	91	40	5	68	0	162	7	3	230
2003	—Anaheim	16-13	5.20	32	32	1	0	0	0	180	209	121	104	28	12	63	0	94	4	0	287
Major Totals		54-42	4.63	123	123	9	0	1	0	765.2	766	436	394	118	33	287	6	508	27	9	259

Disabling Injuries: 2000 — Slight tear right labrum, disabled March 27-April 11.

	2003					Career						2003					Career					
	W-L-S	ERA	G	IP	ER	W-L-S	ERA	G	IP	ER		W-L-S	ERA	G	IP	ER	W-L-S	ERA	G	IP	ER	
Anaheim	—	—	—	—	—	—	—	—	—	—	—	—	—	—	—	—	—	—	—	—	—	—
Baltimore	0-2-0	2.50	3	18	5	3-4-0	2.93	9	61.1	20	—	—	—	—	—	—	—	—	—	—	—	—
Boston	0-1-0	11.00	2	9	11	2-3-0	4.47	8	52.1	26	—	—	—	—	—	—	—	—	—	—	—	—
Chicago	0-1-0	10.80	1	3.1	4	2-2-0	8.28	5	25	23	—	—	—	—	—	—	—	—	—	—	—	—
Cleveland	1-0-0	1.00	1	9	1	3-0-0	2.25	4	32	8	—	—	—	—	—	—	—	—	—	—	—	—
Detroit	2-0-0	6.00	2	12	8	3-1-0	5.68	5	31.2	20	—	—	—	—	—	—	—	—	—	—	—	—
Kansas City	—	—	—	—	—	2-4-0	7.68	6	34	29	—	—	—	—	—	—	—	—	—	—	—	—
Minnesota	1-1-0	3.44	3	18.1	7	2-3-0	5.13	8	47.1	27	—	—	—	—	—	—	—	—	—	—	—	—
New York	1-0-0	3.38	1	5.1	2	2-1-0	5.36	7	40.1	24	—	—	—	—	—	—	—	—	—	—	—	—
Oakland	2-2-0	9.00	4	18	18	3-6-0	7.22	11	57.1	46	—	—	—	—	—	—	—	—	—	—	—	—
Seattle	2-2-0	4.01	4	24.2	11	5-6-0	3.39	12	77	29	—	—	—	—	—	—	—	—	—	—	—	—
Tampa Bay	1-0-0	0.00	1	7	0	5-1-0	3.18	8	51	18	—	—	—	—	—	—	—	—	—	—	—	—
Texas	2-2-0	6.64	4	20.1	15	11-3-0	4.43	17	109.2	54	—	—	—	—	—	—	—	—	—	—	—	—
Toronto	1-2-0	6.75	3	16	12	4-6-0	4.79	12	71.1	38	—	—	—	—	—	—	—	—	—	—	—	—
Arizona	—	—	—	—	—	—	—	—	—	—	—	—	—	—	—	—	—	—	—	—	—	—
Atlanta	—	—	—	—	—	—	—	—	—	—	—	—	—	—	—	—	—	—	—	—	—	—
Chicago	—	—	—	—	—	—	—	—	—	—	—	—	—	—	—	—	—	—	—	—	—	—
Cincinnati	—	—	—	—	—	0-0-0	2.57	1	7	2	—	—	—	—	—	—	—	—	—	—	—	—
Colorado	—	—	—	—	—	2-0-0	3.68	2	14.2	6	—	—	—	—	—	—	—	—	—	—	—	—
Florida	1-0-0	7.50	1	6	5	1-0-0	7.50	1	6	5	—	—	—	—	—	—	—	—	—	—	—	—
Houston	—	—	—	—	—	—	—	—	—	—	—	—	—	—	—	—	—	—	—	—	—	—
Los Angeles	—	—	—	—	—	1-1-0	2.95	3	21.1	7	—	—	—	—	—	—	—	—	—	—	—	—
Milwaukee	—	—	—	—	—	1-0-0	2.57	1	7	2	—	—	—	—	—	—	—	—	—	—	—	—
Montreal	1-0-0	6.00	1	6	4	1-0-0	6.00	1	6	4	—	—	—	—	—	—	—	—	—	—	—	—
New York	1-0-0	1.29	1	7	1	1-0-0	1.29	1	7	1	—	—	—	—	—	—	—	—	—	—	—	—
Philadelphia	—	—	—	—	—	—	—	—	—	—	—	—	—	—	—	—	—	—	—	—	—	—
Pittsburgh	—	—	—	—	—	—	—	—	—	—	—	—	—	—	—	—	—	—	—	—	—	—
St. Louis	—	—	—	—	—	—	—	—	—	—	—	—	—	—	—	—	—	—	—	—	—	—
San Diego	—	—	—	—	—	0-1-0	7.11	1	6.1	5	—	—	—	—	—	—	—	—	—	—	—	—
San Francisco	—	—	—	—	—	—	—	—	—	—	—	—	—	—	—	—	—	—	—	—	—	—
March	4-2-0	4.38	6	37	18	10-9-0	3.85	20	126.1	54	—	—	—	—	—	—	—	—	—	—	—	—
April	0-3-0	6.33	5	27	19	4-7-0	5.78	17	104.1	67	—	—	—	—	—	—	—	—	—	—	—	—
May	—	—	—	—	—	—	—	—	—	—	—	—	—	—	—	—	—	—	—	—	—	—
June	5-1-0	3.72	6	36.1	15	11-3-0	3.50	17	113	44	—	—	—	—	—	—	—	—	—	—	—	—
July	3-2-0	3.62	5	27.1	11	8-6-0	4.19	17	107.1	50	—	—	—	—	—	—	—	—	—	—	—	—
Aug.	3-3-0	6.12	6	32.1	22	9-9-0	4.70	25	159	83	—	—	—	—	—	—	—	—	—	—	—	—
Sept.	1-2-0	8.55	4	20	19	12-7-0	5.39	25	143.2	86	—	—	—	—	—	—	—	—	—	—	—	—
Oct.	—	—	—	—	—	0-1-0	7.50	2	12	10	—	—	—	—	—	—	—	—	—	—	—	—
Home	8-8-0	5.24	17	92.2	54	28-22-0	4.47	62	382.1	190	—	—	—	—	—	—	—	—	—	—	—	—
Road	8-5-0	5.15	15	87.1	50	26-20-0	4.79	61	383.1	204	—	—	—	—	—	—	—	—	—	—	—	—
Day	6-5-0	5.26	12	65	38	12-12-0	5.59	35	196.1	122	—	—	—	—	—	—	—	—	—	—	—	—
Night	10-8-0	5.17	20	115	66	42-38-0	4.30	88	569.1	275	—	—	—	—	—	—	—	—	—	—	—	—
Grass	14-12-0	5.18	28	58	91	49-38-0	4.60	111	694.1	352	—	—	—	—	—	—	—	—	—	—	—	—
Turf	2-1-0	5.32	4	22	13	5-4-0	4.92	12	71.1	39	—	—	—	—	—	—	—	—	—	—	—	—
Pre-ASG	11-6-0	4.41	19	112.1	55	29-20-0	4.11	60	387.1	177	—	—	—	—	—	—	—	—	—	—	—	—
Post-ASG	5-7-0	6.52	13	67.2	49	25-22-0	5.16	63	378.1	217	—	—	—	—	—	—	—	—	—	—	—	—
Starter	16-13-0	5.20	32	180	104	54-42-0	4.63	123	765.2	394	—	—	—	—	—	—	—	—	—	—	—	—
Reliever	—	—	—	—	—	—	—	—	—	—	—	—	—	—	—	—	—	—	—	—	—	—

Career Pitching at Major League Parks

	W-L-S	ERA	G	IP	ER		W-L-S	ERA	G	IP
--	-------	-----	---	----	----	--	-------	-----	---	----

World Series Totals

Year	Club, Opp.	W-L	ERA	G	GS	CG	SHO	SV	IP	H	R	ER	BB	SO
2002	Ana., SF	1-0	7.20	1	1	0	0	0	5	5	4	4	4	3

Major League Hitting Totals

AVG	AB	H	HR	RBI
.000	19	0	0	0

Career Fielding

POS	PCT	G	PO	A	E	TC	DP
P	.894	123	43	75	14	132	4

Ortiz' Bests

Season		Game	
Wins	16 — 2003	SO	10 — at Tor., 5-5-02 & at Tex., 4-5-01
ERA	3.77 — 2002	IP	9 — eight times; last, at Cle., 4-29-03
IP	217.1 — 2002	Low-Hit	2 — vs. Bos., 8-8-00
SO	162 — 2002	Win Streak	7 — Aug. 14, 2002-April 2, 2003



Troy Percival

Right-Handed Pitcher

40

Bats: Right **Throws:** Right **Ht.:** 6-3 **Wt.:** 235

Opening Day Age: 34 **Birthplace:** Fontana, CA **Born:** Aug. 9, 1969

Married: Michelle Close, Jan. 7, 1994 **Resides:** Riverside, CA

Children: Cole, Avery

Acquired: Selected in 6th round of June, 1990 free agent draft

Signed Thru: 2004 Major League Service: 9 yrs.

2003 Season:

- Spent 13th professional season with **Angels**, marking ninth with major league club...Finished season with 0-5 record, 33 saves and 3.47 ERA (49.1 IP - 19 ER) in 52 games...Marked just second ML season without a victory (0-2 in 1996)...Extended club career records in games (527) and saves (283)...Led club in saves and games finished (49)...Ranked fifth in AL in saves and seventh in games finished...Was 33 of 37 in save situations (89%)...Earned 25th save, Aug. 14 vs. CWS, becoming lone active reliever to post 25-or-more saves in eight straight seasons...Posted 20th save of season, July 9 vs. Kansas City, and 20 saves before the All-Star break for sixth consecutive season (seven times overall)...Now owns seven of the top nine season save totals in club history (Harvey, 1st at 46 and Smith, 5th at 37)...Posted a save in 20-straight chances, June 8-Aug. 22, setting club record previously held by he (1999) and Lee Smith (1995) at 19 in a row...Posted nine saves in nine chances in June...Pitched in 50th career game, June 29 vs. Los Angeles...Reached 500 innings pitched, May 16 at Boston, and 600 strikeouts in first appearance of season, April 2 vs. Texas...Placed on 15-day disabled list, May 23, after an MRI revealed a strain of the right gluteus muscle and degenerative changes in the hip joint (marked 4th DL stint of career)...Activated from 15-day disabled list, June 7...Allowed one of eight inherited runners to score and retired 34 of 52 first batters faced...Opponents batted .184 against him...Became first Angel to record two saves in a doubleheader, Sept. 6 vs. Kansas City...First save marked sixth straight 30-save season and seventh of career...Posted 20th save of season July 9 vs. Kansas City, marking fifth consecutive season (1999-2003) reaching 20-or-more saves before All-Star break...Suffered first blown save of season in eighth chance, May 22 vs. Baltimore (1 IP, 3 H, 4 R, 4 ER, 1 HR, 1 BB, 1 SO, 1 HB)...Grand slam by Brian Roberts was first allowed in career...Posted four saves against Kansas City, Oakland and Seattle...ERA was 0.00 against seven opponents...ERA was 4.74 at home and 2.19 on road.

Lowest Career Batting Average Against Among Active Pitchers (min. of 500 IP)

1. Troy Percival	.182 (350/1922)
2. Billy Wagner	.186 (333/1788)
3. Armando Benitez	.188 (392/2081)
4. Trevor Hoffman	.205 (533/2596)
5. Pedro Martinez	.206 (1553/7548)

Career Highlights:

- 283 saves with one team ties for fourth most in baseball history...Of all active pitchers who have worked as many innings as Percival (537), no pitcher has allowed fewer hits per nine innings (5.87)...Based on 100 or more games pitched, ranks first on Angels' All-time list in strikeouts per nine innings (10.84) and third in fewest baserunners per nine innings (9.79)...27 relief wins is fourth in Angels' history...Career average against is tops in major leagues among active pitchers with minimum 500

Active ML Save Leaders Entering 2004

1. John Franco	424
2. Trevor Hoffman	352
3. Roberto Hernandez	320
4. Robb Nen	314
5. Rod Beck	286
6. Troy Percival	283
Mariano Rivera	283

innings pitched (.182, 350/1922)... Since 1997, only Mariano Rivera and Trevor Hoffman have more saves in the AL (see chart above)... Owns 527 games pitched, most in club history... Angels' all-time saves leader (283) and enters 2004 ranked tied for sixth among active relievers in career saves and tied for 18th all-time... Has longest current tenure in Angels' uniform among pitchers (nine years)... Has led club in saves eight straight seasons (1996-2003)... Has struck out side 25 times in career to finish game... Named to Angels' All-Time Team in 2000 (only current Angel with honor)... A four-time All-Star (most selections for Angels' reliever)... Nolan Ryan (5) and Chuck Finley (4) are only other pitchers in club history with four All-Star selections... Recorded 200th career save, Aug. 5, 2001 at New York, becoming 27th ML player to reach mark... Named Angels' team MVP in 1996... Finished 4th in AL Rookie of the Year voting in 1995... Attended UC Riverside (CA) as a catcher.

Major League Summary:

- In 2002 with Angels, posted 40th save (44 chances) of season and 250th of career, Sept. 17 at Oakland (1 IP, 1 BB, 1 SO)... Marked second time in career with 40-plus saves in season (42 in 1998)... 40 saves ranked T3rd in AL... Posted career-best 1.92 ERA (entered 2002 with 3.09 career ERA)... 19 of 40 saves came in one-run efforts... Earned 30th save of season Aug. 18 vs. Cleveland, marking fifth straight season with at least 30 saves and sixth time in career... Allowed just eight earned runs with 26 strikeouts in last 54.2 IP - 1.32 ERA (4 ER in first three outings - 1.2 IP)... Converted 17-straight save chances from June 2-Aug. 1... Made four appearances in 8th inning in 2002, two resulting in blown saves... Activated from DL, July 27... Placed on 15-day disabled list, July 15 (retroactive to July 12) due to infected abrasion of left Achilles... Recorded 11 saves (11 chances) in June, equaling own club record (June, 1998)... Total tied Los Angeles' Eric Gagne for second most in majors in month (John Smoltz, ATL - 13)... Passed Chuck Finley (436) for most games pitched in Angels history, June 7 vs. Cincinnati... Angels' loss April 21 vs. Oakland was first loss for club when Percival (0+ IP, 3 H, 3 R, 3 ER, 1 HR) has pitched in save situation since Aug. 4, 2000... Activated from 15-day disabled list April 18... Placed on 15-day disabled list, April 6 (retroactive to April 3), due to strained right intercostal muscle... Signed two-year contract through 2004, Feb. 5, 2002.
- 2002 Post-Season: Was on mound for each of Anaheim's three series clinching victories of 2002 post-season (ALDS, ALCS and WS)... Saved seven (seven chances) of Anaheim's 11 post-season wins, tying Robb Nen's all-time mark for most saves in a single post-season... Three saves came in the World Series, including crucial saves in Games 6 & 7 to preserve Anaheim's first ever World Title... Game 7 save came with tying runners on base in top of ninth inning while getting Kenny Lofton to fly out to end contest... Made World Series debut in Game 2 (1 IP, 1 H, 1 R, 1 ER, 1 HR)... HR surrendered was to Barry Bonds... Posted fourth save of post-season and second of ALCS in Game 3 vs. Minnesota in 2-1 win (1 IP)... Pitched in three games of Division Series vs. New York and was on mound to close series clinching Game 4... Earned saves in Game 2 & 3, becoming first Angel pitcher to register two saves in post-season.
- In 2001, completed seventh major league season with Anaheim, posting 4-2 record, 39 saves (42 chances) and 2.65 ERA (57.2 IP - 17 ER) in 57 games... Allowed three home runs, walked 18 and struck out 71... Named to fourth AL All-Star squad in seven major league seasons, most selections by Angels' reliever... Joined Troy Glaus at 2001 Mid-Summer Classic... Pitched one inning (8th, 1 IP, 1 BB, 1 SO)... Joined Nolan Ryan (5) and Chuck Finley (4) as only pitchers in club history with four All-Star selections... Set club record for save percentage (.929, 39/42), besting own mark... Angels won all three games in his blown save situations... Angels were 47-0 when he entered game with lead... Ranked fourth in AL in saves... Named Roloids AL relief pitcher of the month for May (8-for-8 in save opps., 0.64 ERA, 20 K - 14 IP) and finished second on season to New York's Mariano Rivera (135 to 120) for season title... Recorded 200th career save, Aug. 5 at New York, becoming 27th pitcher to record 200 saves in major league history... Retired 43 of 57 first batters faced (75%)... First batters hit .173 (9/52) against him... Club picked up option for 2002, Oct. 23 and signed him to two-year extension through 2004, Feb. 5, 2002.
- In 2000, completed sixth major league season with Anaheim, posting 5-5 record, 32 saves (42 chances) and 4.50 ERA (50 IP - 25 ER) in 54 games... Allowed seven home runs, walked 30 and struck out 49... Placed on 15-day disabled list, Aug. 5-25 due to tendinitis right elbow... Marked second stint on DL in career (April 7-May 16, 1997)... Made two rehabilitation starts at single-A Lake Elsinore... Set career highs in wins (tied - 1997), ERA and win streak (4; May 17-June 13) and career lows in games and innings pitched... Recorded 150th career save, May 19 vs. Kansas City... Posted 1.000 fielding percentage (5 TC) in 54 games... Named to Angels' All-Time Team and is only current Angel to earn the honor.
- In 1999, completed fifth major league season with Anaheim, posting 4-6 record, 31 saves (39 chances) and 3.79 ERA (57 IP - 24 ER) in 60 games... Allowed nine home runs, walked 22 and struck out 58... Did not appear in Angels' final eight games due to inflamed right shoulder... Recorded 19 consecutive saves (26 games), May 5-July 9, to tie club record set by Lee Smith (1995)... Among A.L. leaders, ranked tied for sixth in saves and third in relief average against (.186)... Selected as Angels' representative to participate in 1999 All-Star Game in Boston, marking third time honored in career (1996 & 1998)... Did not appear in contest... Posted 16.1 consecutive scoreless innings, May 5-June 20, longest by Angels' reliever on season... Pitched in 300th career game, Sept. 10 at Minnesota... Pitched one inning (2 H, 1 R, 1 ER, 2 BB), June 20 at New York, posting 19th save of season... Save was 127th of career, passing Bryan Harvey for first place on Angels' all-time list... Hit allowed to pinch-hitter Scott Pose (2B) in ninth inning, May 29 vs. Kansas City, was first in 9.1 IP, longest hitless span by reliever in majors leagues in 1999... Posted saves in three straight games played by Angels within same series (May 11-13 at New York) for fifth time in career... Previous four times came in four-game series, posting three saves... Series vs. Yankees marked first time posting save in each game of three-game series... Ejected from contest, Aug. 31 at Cleveland, following hit by pitch (Dave Justice)... Suspended for three games (served Sept. 12-Sept. 14, Game 1) and fined undisclosed amount by A.L. President Dr. Gene Budig, Sept. 3... Underwent right shoulder surgery to shave bone spur and clean up frayed labrum, Oct. 21... Surgery was performed by Angels' Medical Director Dr. Lewis Yocum at UCI Medical Center.
- In 1998, completed fourth major league season with Angels, posting 2-7 record, 42 saves (48 chances) and 3.65 ERA (66.2 IP - 27 ER) in 67 games... Allowed five home runs, walked 37 and struck out 87 in that span... Among A.L. leaders, ranked tied for second in saves (John Wetteland-Tex.), third in games finished, second in save opportunities (48), first in relievers batting average against (.186, 45/242), first in relief average against with runners on (.164, 20/122)... 42 saves marked second best in club history (46-Bryan Harvey in 1991)... Selected to 1998 A.L. All-Star Team... Pitched ninth inning (1 H, 2 SO) of AL's 13-8 victory, July 7 at

- Coors Field in Denver, CO... Base hit was by Jason Kendall... Struck out Dante Bichette and Moises Alou... Marked second career selection (1996; 1 IP, 1 H, 1 SO)... Recorded 100th career save, Aug. 19 vs. Detroit... Pitched one inning (1 H, 2 SO) in first game, Aug. 26 at New York, posting 37th save of season (41 chances)... Total surpassed career best (36), set in 1996... On Oct. 19, Angels exercised option on contract for year 2000 and added option for 2002.
- In 1997, completed third major league season with **Anaheim**, registering 5-5 record, 27 saves (31 chances) and 3.46 ERA (52 IP - 20 ER) in 55 games... Allowed 40 hits (6 HR), walked 22 and struck out 72 in that span... Placed on 15-day disabled list, April 9 (retroactive to April 7), with weakness in right shoulder... Marked first D.L. stint of career... Made two rehabilitation appearances (one start) at single-A Lake Elsinore... Activated from 15-day disabled list, May 16... After activation from D.L., appeared in 52 games posting a 3-3 record, 27 saves (30 chances) and 2.55 ERA... Notched 50th career save, July 12 at Oakland and 200th career strikeout, May 24 at Toronto.
 - In 1996, finished second major league season with **Angels**, recording 2-0 record, 36 saves and 2.31 ERA (74 IP - 19 ER) in 62 appearances... Allowed 38 hits (eight HR), walked 31 and struck out 100 in that span... Recipient of Angels' Owner's Trophy (Most Valuable Player) as voted by teammates... Set club record with .923 save percentage (.36/39), surpassing mark established by Lee Smith (.902; 37/41) in 1995... Among A.L. relievers, ranked third in ERA, fourth in saves, tied for fourth in save opportunities (39), seventh in games finished, first in save percentage and third in first batter efficiency (.107; 6/56)... Joined New York's Mariano Rivera (130) as lone relief pitchers in A.L. to total 100-or-more strikeouts... Struck out 12.16 batters per nine innings pitched... Named to A.L. All-Star team for first time in career... Pitched seventh inning of A.L.'s 6-0 loss... Allowed one hit (Lance Johnson-leadoff) and struck out one batter (Ken Caminiti)... Posted 0.00 ERA and 11 saves after first 15 appearances (14.2 IP), April 3-May 11... Recorded 11 saves in consecutive appearances (April 7-May 3)... Threw 51 pitches (2 IP, 2 R, 2 ER, 1 HR, 2 BB, 4 SO) Aug. 11 vs. Kansas City, equaling career-high... Struck out 15 batters over final nine innings pitched (Sept. 8-27, six-plus games)... Appeared as batter, June 9 in Cleveland (10th inn.), striking out against Eric Plunk... Marked first Angels' pitcher to bat since Mark Langston, June 10, 1992 in Chicago (2 SO)... Angels' pitcher Ryan Hancock followed Percival as batter later in same contest... Member of Major League Baseball All-Star team touring Japan during off-season... Signed four-year contract with club option for two additional years, April 3.
 - In 1995, completed **Angels'** rookie season with 3-2 record, three saves and 1.95 ERA (74 IP - 16 ER) in 62 relief appearances... Allowed 37 hits (six HRs), 26 walks and 94 strikeouts in that span... Strikeout to walk ratio was 3.6 to 1... Finished fourth in BBWAA A.L. Rookie of the Year balloting, behind Marty Cordova (Min.; 105 points), Garret Anderson (Cal.; 99 points) and Andy Pettitte (NYY.; 16 points)... Tied for club lead in games pitched (Bob Patterson)... On Angels' Rookie Season list, ranked third in games, second in relief appearances and shattered club rookie record for strikeouts per 9 IP at 11.4 (DeWayne Buice, 8.6 in 1987)... Set club mark for fewest hits allowed by rookie reliever (37-based on 40-or-more games pitched)... Led A.L. relievers in lowest batting average against at .147 (37/252) and holds (29)... Among A.L. relief pitchers, ranked second in fewest runners per nine innings (7.8; 64 in 74 IP)... Made major league debut April 26 vs. Detroit (1 IP)... First M.L. win came May 19 in Chicago (2 IP, 1 H), after posting blown save in first opportunity... First M.L. save came July 14 in Detroit (1.1 IP, 1 H) in third opportunity... Other saves came Aug. 8 in Kansas City and Aug. 15 in Chicago... Pitched 19.1 consecutive scoreless innings, Aug. 2-Sept. 13, tying Lee Smith for club best... Struck out 17 batters over final nine innings pitched (Sept. 12-Oct. 1, 6-plus games).

Most Saves In ML Since 1997

1. Mariano Rivera	278
2. Trevor Hoffman	254
3. Troy Percival	244
4. Robb Nen	241
5. Billy Wagner	216

Minor League Summary:

- In 1994, spent second full season at triple-A **Vancouver**... Posted 2-6 record with club-leading 15 saves and 4.13 ERA (61 IP - 28 ER) in 49 games... Ranked second in Pacific Coast League in saves and was second on club in appearances... Fanned 73 batters in 61 innings pitched (10.77 per nine innings).
- In 1993, began spring training on Angels' 40-man roster... Appeared in five games, posting 1-1 record and 21.00 ERA (6 IP - 14 ER)... Optioned to triple-A **Vancouver**, March 27... Appeared in 18 games with Canadians, before being placed on disabled list, May 28 with discomfort in right elbow... Underwent surgery on elbow, June 4, at Cantinella Hospital in Inglewood, CA to remove calcification of the medial collateral ligament... Procedure was performed by Dr. Lewis Yocum... Reinstated from disabled list, Sept. 7 and recalled by California, not to report, Sept. 21.
- In 1992, split time between single-A **Palm Springs** and double-A **Midland**... Arrived late to Palm Springs due to extended spring training needed to treat inflamed elbow... Later in campaign missed time with bursitis... Despite setbacks, posted 37 strikeouts in 29.2 innings, 19 of those with Midland while recording 2.37 ERA.
- In 1991, converted to pitcher after signing with California as catcher... Spent entire campaign with Northwest League Champion **Boise** (single-A)... Posted 2-0 record and 1.41 ERA with 12 saves in 28 games while striking out 63 in 38.1 innings.
- In 1990, began professional career as catcher at **Boise**... Posted .200 (16/80) average with five RBI in 29 games.

Personal/Misc.:

- Troy Eugene Percival.
- Flew with U.S. Navy's Blue Angels this past off-season.
- Honored as "Man of the Year" by the Fullerton College Baseball Team, Jan. 27, 2002.
- Active in Riverside and Orange County communities throughout year... Assisted fundraising efforts for baseball team at his alma mater Moreno Valley High... Also actively supports UC Riverside Athletics program.
- Organized silent auction on Angels website which raised \$10,000 to benefit sick child of former classmate in 2000.
- Took part in Rod Carew's "Friends of Kildent" benefit which raised \$30,000 for Anaheim policeman's sick child in 1999.
- Played American Legion baseball (independent) from 1985-87.
- Graduated from Moreno Valley High (CA) in 1987.
- Participated in baseball, football and wrestling as prep.
- Attended UC Riverside (CA) where he was standout catcher... Made change to pitching upon recommendation of Bob Clear and Frank Reberger.
- Signed by Angels' scout Tim Kelly.

Percival's Lifetime Pitching Record

Year	Club	W-L	ERA	G	GS	CG	GF	SHO	SV	IP	H	R	ER	HR	HBP	BB	IBB	SO	WP	BK	BA
1991	Boise	2-0	1.41	28	0	0	20	0	12*	38.1	23	7	6	0	2	18	1	63	9	0	.172
1992	Palm Springs	1-1	5.06	11	0	0	9	0	2	10.2	6	7	6	0	2	8	1	16	1	1	.188
	Midland	3-0	2.37	20	0	0	17	0	5	19	18	5	5	1	1	11	1	21	1	0	.254
1993	Vancouver	0-1	6.27	18	0	0	11	0	4	18.2	24	14	13	0	2	13	1	19	2	0	.320
1994	Vancouver	2-6	4.13	49	0	0	32	0	15	61	63	31	28	4	7	29	5	73	6	2	.285
1995	California	3-2	1.95	62	0	0	16	0	3	74	37	19	16	6	1	26	2	94	2	2	.147
1996	California	0-2	2.31	62	0	0	52	0	36	74	38	20	19	8	2	31	4	100	2	0	.149
1997	Anaheim	5-5	3.46	55	0	0	46	0	27	52	40	20	20	6	4	22	2	72	5	0	.205
	Lake Elsinore	0-0	0.00	2	1	0	0	0	0	2	1	0	0	0	0	0	0	3	0	0	.143
1998	Anaheim	2-7	3.65	67	0	0	60	0	42	66.2	45	31	27	5	3	37	4	87	3	0	.186
1999	Anaheim	4-6	3.79	60	0	0	50	0	31	57	38	24	24	9	3	22	0	58	3	0	.186
2000	Anaheim	5-5	4.50	54	0	0	45	0	32	50	42	27	25	7	2	30	4	49	1	0	.228
	Lake Elsinore	0-0	4.50	2	2	0	0	0	0	2	1	1	0	0	1	0	1	0	0	0	.143
2001	Anaheim	4-2	2.65	57	0	0	50	0	39	57.2	39	19	17	3	2	18	1	71	2	0	.187
2002	Anaheim	4-1	1.92	58	0	0	50	0	40	56.1	38	12	12	5	0	25	1	68	5	0	.188
2003	Anaheim	0-5	3.47	52	0	0	49	0	33	49.1	33	22	19	7	3	23	1	48	1	0	.184
Major Totals		27-35	3.00	527	0	0	418	0	283	537	350	194	179	56	20	234	19	647	24	2	.182

Disabling Injuries: 2003 — Strained right gluteus; sore right hip, disabled May 23-June 6.

2002 — Infected abrasion of left Achilles, disabled July 12-27.

2000 — Tendinitis right elbow, disabled Aug. 5-26.

1997 — Weakness in right shoulder, disabled April 7-May 16.

2003										Career													
W-L	S	ERA	G	IP	ER	W-L	S	ERA	G	IP	ER	W-L	S	ERA	G	IP	ER	W-L	S	ERA	G	IP	ER
Anaheim	—	—	—	—	—	—	—	—	—	—	—	—	—	—	—	—	—	—	—	—	—	—	—
Baltimore	0-1-0	27.00	2	1.1	4	1-5-19	5.79	36	37.1	24	—	—	—	—	—	—	—	—	—	—	—	—	—
Boston	0-0-3	1.93	5	4.2	1	0-3-15	6.00	32	30	20	—	—	—	—	—	—	—	—	—	—	—	—	—
Chicago	0-0-2	15.43	3	2.1	4	4-2-18	5.45	34	34.2	21	—	—	—	—	—	—	—	—	—	—	—	—	—
Cleveland	0-0-1	0.00	1	1	0	0-8-12	7.34	32	30.2	25	—	—	—	—	—	—	—	—	—	—	—	—	—
Detroit	0-1-2	7.36	4	3.2	3	3-1-23	0.87	39	41.1	4	—	—	—	—	—	—	—	—	—	—	—	—	—
Kansas City	0-0-4	0.00	4	3.2	0	1-1-26	3.89	41	39.1	17	—	—	—	—	—	—	—	—	—	—	—	—	—
Minnesota	0-1-1	0.00	3	2.2	0	1-1-19	0.00	36	37.2	0	—	—	—	—	—	—	—	—	—	—	—	—	—
New York	0-1-1	2.25	4	4	1	2-2-13	1.98	33	36.1	8	—	—	—	—	—	—	—	—	—	—	—	—	—
Oakland	0-0-4	2.25	4	4	1	4-4-26	2.24	48	52.1	13	—	—	—	—	—	—	—	—	—	—	—	—	—
Seattle	0-1-4	2.57	7	7	2	2-3-20	1.59	42	45.1	8	—	—	—	—	—	—	—	—	—	—	—	—	—
Tampa Bay	0-0-1	0.00	1	1	0	1-1-17	1.80	26	25	5	—	—	—	—	—	—	—	—	—	—	—	—	—
Texas	0-0-3	3.60	5	5	2	1-0-20	2.70	34	33.1	10	—	—	—	—	—	—	—	—	—	—	—	—	—
Toronto	0-0-0	0.00	1	1	0	2-1-17	2.51	31	28.2	8	—	—	—	—	—	—	—	—	—	—	—	—	—
Arizona	—	—	—	—	—	0-1-4	3.18	6	5.2	2	—	—	—	—	—	—	—	—	—	—	—	—	—
Atlanta	—	—	—	—	—	—	—	—	—	—	—	—	—	—	—	—	—	—	—	—	—	—	—
Chicago	—	—	—	—	—	—	—	—	—	—	—	—	—	—	—	—	—	—	—	—	—	—	—
Cincinnati	—	—	—	—	—	0-0-2	6.75	2	1.1	1	—	—	—	—	—	—	—	—	—	—	—	—	—
Colorado	—	—	—	—	—	0-0-4	0.00	6	6.2	0	—	—	—	—	—	—	—	—	—	—	—	—	—
Florida	0-0-1	0.00	2	2	0	0-0-1	0.00	2	2	0	—	—	—	—	—	—	—	—	—	—	—	—	—
Houston	—	—	—	—	—	—	—	—	—	—	—	—	—	—	—	—	—	—	—	—	—	—	—
Los Angeles	0-0-4	2.25	4	4	1	3-2-9	4.40	14	14.1	7	—	—	—	—	—	—	—	—	—	—	—	—	—
Milwaukee	—	—	—	—	—	1-0-7	1.20	13	15	2	—	—	—	—	—	—	—	—	—	—	—	—	—
Montreal	—	—	—	—	—	—	—	—	—	—	—	—	—	—	—	—	—	—	—	—	—	—	—
New York	—	—	—	—	—	—	—	—	—	—	—	—	—	—	—	—	—	—	—	—	—	—	—
Philadelphia	0-0-2	0.00	2	2	0	0-0-2	0.00	2	2	0	—	—	—	—	—	—	—	—	—	—	—	—	—
Pittsburgh	—	—	—	—	—	0-0-2	0.00	2	2	0	—	—	—	—	—	—	—	—	—	—	—	—	—
St. Louis	—	—	—	—	—	0-0-1	0.00	1	1	0	—	—	—	—	—	—	—	—	—	—	—	—	—
San Diego	—	—	—	—	—	0-0-3	3.00	9	9	3	—	—	—	—	—	—	—	—	—	—	—	—	—
San Francisco	—	—	—	—	—	1-0-3	1.50	6	6	1	—	—	—	—	—	—	—	—	—	—	—	—	—

Career Pitching at Major League Parks

	W-L	S	ERA	G	IP	ER		W-L	S	ERA	G	IP	ER
Edison Field	20-19-139	3.12	283	285.2	99	—	Tropicana Field	0-1-11	2.13	14	12.2	3	
Camden Yards	0-2-10	5.21	17	19	11	—	Ballpark in Arlington	0-0-12	2.50	17	18	5	
Fenway Park	0-2-8	8.40	19	15	14	—	Skydome	0-0-6	3.48	12	10.1	4	
U.S. Cellular Field	2-0-4	3.38	9	10.2	4	—	Bank One Ballpark	0-0-2	0.00	2	2.1	0	
Jacobs Field	0-4-3	14.00	11	9	14	—	Coors Field	0-0-3	0.00	3	3.2	0	
Tiger Stadium	1-0-7	0.57	13	15.2	1	—	Pro Player Stadium	0-0-1	0.00	2	2	0	
Comerica Park	0-1-4	4.05	7	6.2	3	—	Dodger Stadium	0-1-6	2.45	7	7.1	2	
Kauffman Stadium	1-0-11	3.52	15	15.1	6	—	County Stadium	0-0-3	0.00	5	5	0	
Metrodome	1-1-13	0.00	21	23.1	0	—	Miller Park	0-0-1	0.00	1	2	0	
Yankee Stadium	0-0-10	1.02	15	17.2	2	—	Busch Stadium	0-0-1	0.00	1	1	0	
Network Associates Col.	1-3-13	1.98	25	27.1	6	—	Qualcomm Stadium	0-0-2	4.91	4	3.2	2	
Kingdome	1-0-3	0.00	8	10.1	0	—	3Com Park	0-0-2	0.00	2	2	0	
Safeco Field	0-1-8	2.13	13	12.2	3	—							

All-Star Game Record

Year	Club	Site	W-L	ERA	G	GS	CG	SHO	SV	IP	H	R	ER	BB	SO
1996	Cal.	Phi.	0-0	0.00	1	0	0	0	0	1	1	0	0	0	1
1998	Ana.	Col.	0-0	0.00	1	0	0	0	0	1	1	0	0	0	2
1999	Ana.	Bos.	—	—	—	—	—	—	—	—	—	—	—	—	—
2001	Ana.	Sea.	0-0	0.00	1	0	0	0	0	1	0	0	0	1	1
Totals			0-0	0.00	3	0	0	0	0	3	2	0	0	1	4

(Selected, did not appear)

Division Series Totals

Year	Club, Opp.	W-L	ERA	G	GS	CG	SHO	SV	IP	H	R	ER	BB	SO
2002—	Ana., NYY	0-0	5.40	3	0	0	0	2	3.1	6	2	2	0	4

League Championship Series Totals

Year	Club, Opp.	W-L	ERA	G	GS	CG	SHO	SV	IP	H	R	ER	BB	SO
2002—	Ana., Min.	0-0	0.00	3	0	0	0	2	3.1	0	0	0	0	3

World Series Totals

Year	Club, Opp.	W-L	ERA	G	GS	CG	SHO	SV	IP	H	R	ER	BB	SO
2002—	Ana., SF	0-0	3.00	3	0	0	0	3	3	2	1	1	1	3

Major League Hitting Totals

AVG	AB	H	HR	RBI
.000	1	0	0	0

Career Fielding

POS	PCT	G	PO	A	E	TC	DP
P	.952	527	21	19	2	42	1

Percival's Bests

	Season	Game
Wins	5 — 2000 & 1997	5 — at Min., 5-18-00 & vs. Tex., 8-5-95
ERA	1.95 — 1995	2.2 — at Oak., 7-4-96
IP	74 — 1996 & 1995	4 — May 8-Sept. 28, 2003 & May 17-June 13, 2000
SO	100 — 1996	
SV	42 — 1996	
		Win Streak



39

Robb Quinlan

Outfielder

Bats: Right

Opening Day Age: 27

Birthplace: St. Paul, MN

Acquired: Selected by Angels in 10th round of 1999 free agent draft

Signed Thru: 2004

Throws: Right

HL: 6-1

Born: March 17, 1977

Resides: Maplewood, MN

Major League Service: 63 days

2003 Season:

- Spent majority of 2003 campaign at triple-A **Salt Lake** batting .310 (122/393) with 55 runs, 19 doubles, four triples, nine HR and 68 RBI in 95 games with Stingers, playing first base and outfield...Did not commit an error with Stingers and batted over .300 for fourth time in five minor league seasons (.295 in 2001)...Recalled from Salt Lake July 27...One of six Angels' rookies to make ML debut in 2003...His first four ML starts came vs. Barry Zito, Andy Pettitte, Roger Clemens and David Wells (went 5-for-13)...Hit .366 (15/41) through first 13 games in ML...Did not record a putout at first base during entire game Aug. 6 at Boston (first time in AL since John Olerud, July 17, 2000)...Collected first ML RBI with ninth-inning single off Pedro Martinez Aug. 6...Connected first ML hit (single off Andy Pettitte) July 29 vs. New York (finished 3/4, 1 2B)...Posted career-best three hits in the contest...Owned two four-game hit streaks with Anaheim...Made 23 starts with Angels.

Minor League Summary:

- In **2002**, completed fourth professional season...Batted .333 (176/528) with 31 doubles, 13 triples, 20 home runs and 112 RBI in 136 games for triple-A **Salt Lake** and named Angels' Minor League Player of the Year...Set career highs in average, games, at-bats, runs (95), hits, triples, home runs, RBI and slugging percentage (.555)...RBI total led Pacific Coast League and ranked second in all of the minor leagues...Also ranked third in PCL in hits (176), tied for third in runs, fourth in extra-base hits (64) and fifth in average, triples and slugging percentage...Collected two five-hit games, May 12 vs. Edmonton (5-5, 4 R, 2 HR, 8 RBI) and July 28 at Colorado Springs (5-6, 2 2B, 3B, HR, 7 RBI)...In July 28th game, became first Salt Lake player to hit for the cycle since 1998...Posted 21-game hit streak, May 29-June 20, batting .440 (40/91) with 10 doubles, one triple, two home runs and 12 RBI over that span...Also posted hit streaks of 11 (July 15-25) and 10 (Aug. 14-25) games...Tied career-high with eight RBI, May 12 vs. Edmonton (also July 6, 1999 vs. Yakima)...Owned .400 (32/80) average in 22 games as DH...Committed only three errors in 257 chances for .988 fielding percentage (108 games in OF, seven at 1B)...Batted .373 (98/263) average with 19 doubles, three triples, eight home runs and 58 RBI on road...Was voted to *Baseball America's* 2002 Minor League All-Star Team at completion of season...Awarded Angels' Minor League Player of the Month for May and June...Participated for PCL in triple-A All-Star Game...Was voted PCL's Rookie of the Year and MVP...Named Topps PCL Player of the Month for July...Played with Obregon of Mexican Winter League, ranking among league leaders in hits and average.

- In **2001**, ranked third in Texas league in triples (7), fifth in runs (82), fifth in hits (145) and eighth in average (.295) with **Arkansas**...Participated in Texas League All-Star Game...Named Texas League Player of the Week, April 16-22...Earned Angels' Organization Defensive Player of the Month for June.
- In **2000**, ranked fourth in California League in doubles (35), fifth in average (.317) and fifth in on-base percentage (.396) with **Lake Elsinore**...Named Angels' Organization Player of the Month in August, as well as California League Player of the Month and Topps Minor League Player of the Month for August, batting .361 (39/108) with seven doubles, one triple, four home runs and 24 RBI to earn the honors.
- In **1999**, led Northwest League in RBI (77), hits (95) and at-bats (295) and ranked third in total bases (144), third in games (73), fifth in doubles (22) and 10th in average (.322) with **Boise**...Named Northwest League *Baseball America* Short-Season All-Star...Also honored as Northwest League Player of the Week...July 5-11 and Aug. 2-8...Earned Northwest League Most Valuable Player.

Personal/Misc.:

- Robb William Quinlan.
- Attended University of Minnesota, obtaining a degree in Marketing and Communications in 1999...Named Big 10 Conference Player of Year and All-League first baseman as 1999 senior...Batted .413 with 16 home runs and 84 RBI in 64 games.
- Graduated from Hill Murray High School (Maplewood, MN).
- Older brother Tom Quinlan played third base in major leagues with Toronto (1990, 1992), Philadelphia (1994) and Minnesota (1996)
- Signed by Angels' scout Tom Osowski.

Quinlan's Lifetime Playing Record

Year	Club	AVG	G	AB	R	H	2B	3B	HR	RBI	SH	SF	HBP	BB	IBB	SO	SB	CS	GDP	SLG	OBP	E
1999	—Boise	.322	73	295★	51	95★	20	1	9	77★	0	1	4	35	2	52	5	3	5	.488	.400	27
2000	—Lake Elsinore	.317	127	482	79	153	35	5	5	85	2	9	2	67	1	82	6	4	7	.442	.396	16
2001	—Arkansas	.295	129	492	82	145	33	7	14	79	0	7	6	53	9	84	0	4	12	.476	.366	8
2002	—Salt Lake	.333	136	528	95	176	31	13	20	112★	0	15	4	41	2	93	8	2	16	.555	.376	3
2003	—Salt Lake Anaheim	.310	95	393	55	122	18	4	9	68	0	2	1	25	2	59	10	3	9	.445	.352	0
		.287	38	94	13	27	4	2	0	4	1	0	0	6	0	16	1	2	3	.372	.330	2

2003 Career											2003 Career											
AVG	AB	H	HR	RBI	AVG	AB	H	HR	RBI	AVG	AB	H	HR	RBI	AVG	AB	H	HR	RBI			
Anaheim	—	—	—	—	—	—	—	—	—	—	—	—	—	—	—	—	—	—	—	—	—	—
Baltimore	—	—	—	—	—	—	—	—	—	—	—	—	—	—	—	—	—	—	—	—	—	—
Boston	.364	11	4	0	1	.364	11	4	0	1	—	—	—	—	—	—	—	—	—	—	—	—
Chicago	.111	9	1	0	0	.111	9	1	0	0	—	—	—	—	—	—	—	—	—	—	—	—
Cleveland	.267	15	4	0	1	.267	15	4	0	1	—	—	—	—	—	—	—	—	—	—	—	—
Detroit	.000	7	0	0	0	.000	7	0	0	0	—	—	—	—	—	—	—	—	—	—	—	—
Kansas City	.167	6	1	0	2	.167	6	1	0	2	—	—	—	—	—	—	—	—	—	—	—	—
Minnesota	.444	9	4	0	0	.444	9	4	0	0	—	—	—	—	—	—	—	—	—	—	—	—
New York	.500	10	5	0	0	.500	10	5	0	0	—	—	—	—	—	—	—	—	—	—	—	—
Oakland	.200	10	2	0	0	.200	10	2	0	0	—	—	—	—	—	—	—	—	—	—	—	—
Seattle	.286	7	2	0	0	.286	7	2	0	0	—	—	—	—	—	—	—	—	—	—	—	—
Tampa Bay	—	—	—	—	—	—	—	—	—	—	—	—	—	—	—	—	—	—	—	—	—	—
Texas	.200	5	1	0	0	.200	5	1	0	0	—	—	—	—	—	—	—	—	—	—	—	—
Toronto	.600	5	3	0	0	.600	5	3	0	0	—	—	—	—	—	—	—	—	—	—	—	—
Arizona	—	—	—	—	—	—	—	—	—	—	—	—	—	—	—	—	—	—	—	—	—	—
Atlanta	—	—	—	—	—	—	—	—	—	—	—	—	—	—	—	—	—	—	—	—	—	—
Chicago	—	—	—	—	—	—	—	—	—	—	—	—	—	—	—	—	—	—	—	—	—	—
Cincinnati	—	—	—	—	—	—	—	—	—	—	—	—	—	—	—	—	—	—	—	—	—	—
Colorado	—	—	—	—	—	—	—	—	—	—	—	—	—	—	—	—	—	—	—	—	—	—
Florida	—	—	—	—	—	—	—	—	—	—	—	—	—	—	—	—	—	—	—	—	—	—
Houston	—	—	—	—	—	—	—	—	—	—	—	—	—	—	—	—	—	—	—	—	—	—
Los Angeles	—	—	—	—	—	—	—	—	—	—	—	—	—	—	—	—	—	—	—	—	—	—
Milwaukee	—	—	—	—	—	—	—	—	—	—	—	—	—	—	—	—	—	—	—	—	—	—
Montreal	—	—	—	—	—	—	—	—	—	—	—	—	—	—	—	—	—	—	—	—	—	—
New York	—	—	—	—	—	—	—	—	—	—	—	—	—	—	—	—	—	—	—	—	—	—
Philadelphia	—	—	—	—	—	—	—	—	—	—	—	—	—	—	—	—	—	—	—	—	—	—
Pittsburgh	—	—	—	—	—	—	—	—	—	—	—	—	—	—	—	—	—	—	—	—	—	—
St. Louis	—	—	—	—	—	—	—	—	—	—	—	—	—	—	—	—	—	—	—	—	—	—
San Diego	—	—	—	—	—	—	—	—	—	—	—	—	—	—	—	—	—	—	—	—	—	—
San Francisco	—	—	—	—	—	—	—	—	—	—	—	—	—	—	—	—	—	—	—	—	—	—
March	—	—	—	—	—	—	—	—	—	—	—	—	—	—	—	—	—	—	—	—	—	—
April	—	—	—	—	—	—	—	—	—	—	—	—	—	—	—	—	—	—	—	—	—	—
May	—	—	—	—	—	—	—	—	—	—	—	—	—	—	—	—	—	—	—	—	—	—
June	—	—	—	—	—	—	—	—	—	—	—	—	—	—	—	—	—	—	—	—	—	—
July	.385	13	5	0	0	.385	13	5	0	0	—	—	—	—	—	—	—	—	—	—	—	—
Aug.	.269	52	14	0	2	.269	52	14	0	2	—	—	—	—	—	—	—	—	—	—	—	—
Sept.	.276	29	8	0	2	.276	29	8	0	2	—	—	—	—	—	—	—	—	—	—	—	—
Oct.	—	—	—	—	—	—	—	—	—	—	—	—	—	—	—	—	—	—	—	—	—	—
Home	.273	44	12	0	2	.273	44	12	0	2	—	—	—	—	—	—	—	—	—	—	—	—
Road	.300	50	15	0	2	.300	50	15	0	2	—	—	—	—	—	—	—	—	—	—	—	—
Day	.261	23	6	0	0	.261	23	6	0	0	—	—	—	—	—	—	—	—	—	—	—	—
Night	.296	71	21	0	4	.296	71	21	0	4	—	—	—	—	—	—	—	—	—	—	—	—
Grass	.278	90	25	0	4	.278	90	25	0	4	—	—	—	—	—	—	—	—	—	—	—	—
Turf	.500	4	2	0	0	.500	4	2	0	0	—	—	—	—	—	—	—	—	—	—	—	—
Pre-ASG	—	—	—	—	—	—	—	—	—	—	—	—	—	—	—	—	—	—	—	—	—	—
Post-ASG	.287	94	27	0	4	.287	94	27	0	4	—	—	—	—	—	—	—	—	—	—	—	—
Vs. LHP	.286	35	10	0	2	.286	35	10	0	2	—	—	—	—	—	—	—	—	—	—	—	—
Vs. RHP	.288	59	17	0	2	.288	59	17	0	2	—	—	—	—	—	—	—	—	—	—	—	—
RISP	.167	24	4	0	3	.167	24	4	0	3	—	—	—	—	—	—	—	—	—	—	—	—
Bases Loaded	.333	3	1	0	2	.333	3	1	0	2	—	—	—	—	—	—	—	—	—	—	—	—
Pinch-hitting	.500	2	1	0	0	.500	2	1	0	0	—	—	—	—	—	—	—	—	—	—	—	—
DH	.333	12	4	0	1	.333	12	4	0	1	—	—	—	—	—	—	—	—	—	—	—	—

Career Batting at Major League Parks

	AVG	AB	H	HR	RBI		AVG	AB	H	HR	RBI
Edison Field	.273	44	12	0	2	Network Associates Col.	.333	6	2	0	0
Fenway Park	.364	11	4	0	1	Safeco Field	.286	7	2	0	0
U.S. Cellular Field	.000	1	0	0	0	Ballpark in Arlington	.250	4	1	0	0
Jacobs Field	.267	15	4	0	1	Edison Field	.429	7	3	0	0
Comerica Park	.000	2	0	0	0	Skydome	.000	1	0	0	0
Metrodome	.500	4	2	0	0						

Career Fielding

POS	PCT	G	PO	A	E	TC	DP
1B	.988	33	146	13	2	161	15
OF	1.000	1	5	0	0	5	0



Francisco Rodriguez 57

Right-Handed Pitcher

Bats: Right Throws: Right Ht.: 6-0 Wt.: 180
Opening Day Age: 22 Born: Jan. 7, 1982
Birthplace: Caracas, VZ Resides: Caracas, VZ
Children: Adriana, Destiny
Acquired: Signed as minor league free agent, Sept. 24, 1998
Signed Thru: 2004 Major League Service: 1 yr., 15 days

2003 Season:

- Spent fifth professional season with **Angels**, marking first full season in major leagues...Compiled 8-3 record with two saves and a 3.03 ERA (86 IP - 29 ER) in 59 games...Allowed 50 hits (12 HR), walked 35 and struck out 95 on season...Has allowed 5.2 hits and struck out 10.6 batters per nine innings in brief career...Wins total ranked third on club...59 games pitched is fifth-highest total by an Angel in first season in club history...Also finished in the Angels' Rookie Top 5 in relief appearances (T4th, 59) and strikeouts per 9 innings pitched (2nd, 9.9)...12 HR allowed is most by an Angel rookie reliever in club history...Allowed two grand slams on season (David Segui, July 20 at Baltimore & Randy Winn, Sept. 13 at Seattle)...Allowed 13 of 30 inherited runners to score and retired 39 of 59 first batters faced...Posted first career save April 11 vs. Oakland...Other save came Sept. 26 vs. Texas...Opponents batted .172 against him, tops in AL...Allowed 15 earned runs in final 42 appearances (60.1 IP - 2.24 ERA)...Had allowed seven runs in first seven outings (11.1 IP)...ERA low was 2.65 on Sept. 8...Earned first major league win in regular season, April 17 at Texas (1.2 IP, 1 H, 1 BB, 3 SO)...Won five straight decisions, April 16-July 9 (29 games), one shy of club record...Longest outing was three innings pitched, Aug. 9 at Cleveland (1st game)...Pitched two or more innings in a game 21 times...Allowed a run in 19 of 59 games pitched...Strikeout high was four, June 30 vs. Texas and Aug. 3 vs. Toronto...ERA was 0.00 against eight opponents, including all four interleague teams (9.1 IP, 1 H, 7 SO)...Posted 1.15 ERA (15.2 IP - 2 ER) in 10 June appearances...Was 1-0 with a 1.72 ERA in 11 Aug. games...Finished 4-0 with two saves and a 2.36 ERA in 30 home games, compared to 4-3 mark and 3.79 ERA in 29 road contests...Was 5-1 with one save and a 3.00 ERA in 33 games prior to the All-Star break and 3-2 with one save and a 3.08 ERA in 26 contests after...Rookie of the Year for the Venezuelan Winter League in 2004...Alberto Callaspo finished second.

Career Highlights:

- In **2002**, made major league debut, Sept. 18 at Oakland, at the age of 20 years, eight months and 11 days...Tied Angels' club record by striking out eight consecutive batters over four games, Sept. 18-25...Nolan Ryan also accomplished the feat twice (each time in one game)...At 20 years, 286 days, became youngest pitcher ever to win a World Series game working three innings (4 SO) of scoreless relief in Game 2 (26 pitches, 22 strikes)...Win was fifth of post-season, tying Randy Johnson (Ari., 2001) for the most ever in a single post-season, and setting the standard for post-season wins by a reliever...The cap worn by Rodriguez during Game 2 was sent to the Baseball Hall of Fame in Cooperstown, NY...His 28 strikeouts were the most ever by a relief pitcher in one post-season in major league history...The old mark of 18 was shared by Jesse Barnes (1921 Giants) and John Rocker (1999 Braves).

Major League Summary:

- In **2002**, September call-up with **Angels** made splash on big league level in final three weeks to earn spot on post-season roster...Made major league debut, Sept. 18 at Oakland, at the age of 20 years, eight months and 11 days...Tied Angels' club record by striking out eight consecutive batters over four games, Sept. 18-25...Nolan Ryan also accomplished the feat twice (each time in one game)...Worked 2.1 innings Sept. 27 vs. Seattle's striking out five batters, to tie Brendan Donnelly for most strikeouts in a game by an Angels' reliever in '02...Struck out 13 of his 23 total batters faced with Anaheim...Struck out side in second major league appearance, Sept. 19 at Oakland (1 IP)...Had contract selected from Salt Lake, Sept. 15...Split 2002 campaign between double-A Arkansas and Salt Lake...At Arkansas, was 3-3 with nine saves and a 1.96 ERA (41.1 IP - 9 ER) in 23 relief outings...At Salt Lake, posted 2-3 mark with six saves and 2.57 ERA (42 IP - 12 ER) in 27 games...For 2002, combined minor league record was 5-6 with 15 saves, 120 strikeouts and a 2.27 ERA (83.1 IP - 21 ER) in 50 games...Was ranked as Angels' seventh-best prospect by Baseball America in 2002 and selected to play in MLB Futures Game in Milwaukee during the All-Star Break...Still qualified as a rookie in 2003...Ranked as Anaheim's top prospect by Baseball America for 2003.
- 2002 Post-Season:** At 20 years, 286 days, became youngest pitcher ever to win a World Series game working three innings (4 SO) of scoreless relief in Game 2 (26 pitches, 22 strikes)...Win was fifth of post-season, tying Randy Johnson (Ari., 2001) for the most ever in a single post-season, and setting the standard for post-season wins by a reliever...The cap worn by Rodriguez during Game 2 was sent to Cooperstown...His 28 strikeouts were the most ever by a relief pitcher in one post-season in major league history...The old mark of 18 was shared by Jesse Barnes (1921 Giants) and John Rocker

(1999 Braves)...Set up Troy Percival's World Series Game 7 save tossing a scoreless eighth inning with three K's...Limited opponents to .156 average against during course of post-season and averaged 13.5 K's per 9 IP...Suffered first loss of post-season and ML career in Game 4 of WS (2 IP, 2 H, 1 R, 0 ER, 2 SO)...Unearned run was due to a Bengie Molina passed ball...Collected fourth victory of post-season in Game 5 of ALCS, becoming fifth A.L. pitcher to win four games in a post-season, matching the most in A.L. history...Became second rookie ever to win four games in the post-season (Livan Hernandez, 1997 Marlins)...Posted first win of 2002 ALCS in Game 3 vs. Minnesota and third of post-season (3-0)...Appeared in three games of Division Series vs. New York, posting wins in Game 2 (2 IP, 2 H, 2 R, 2 ER, 1 HR, 1 SO - first ML win) and Game 3 (2 IP, 4 SO)...Became second pitcher in major league history to win two playoff games before the age of 21 (Fernando Valenzuela in 1981), the first Angel to win two post-season games and the first major league pitcher to post the first two major league wins of career in the post-season...Along with John Lackey (2) and Brendan Donnelly (1), the three rookies accounted for eight of Anaheim's 11 post-season wins...He and Donnelly led Anaheim pitchers with 11 post-season outings.

Minor League Summary:

- In **2002**, began season at double-A **Arkansas** making transition from starter to reliever (was 11-12 in 42 career starts)... Made 23 relief outings, going 3-3 with nine saves and a 1.96 ERA (41.1 IP - 9 ER)...Limited opponents to a .206 batting average against and fashioned a 4 to 1 strikeout to walk ratio... Averaged 13.2 strikeouts per 9 IP...Allowed just two home runs in 41.1 IP...Struck out 20 of final 44 batters faced and posted 0.96 ERA (9.1 IP - 1 ER) with 16 K's in final eight appearances before promotion to triple-A **Salt Lake**, June 14...Made debut at Salt Lake, June 14, and struck out four batters in 2.2 innings (2 H) of relief work to earn victory...Ended first month in triple-A allowing one earned run in 11.1 IP (0.79 ERA) with 17 strikeouts...Made 27 appearances with Stingers, going 2-3 with six saves and a 2.57 ERA (42 IP - 12 ER) with 59 K's in 42 IP (12.6 per 9 IP)...Limited opposition to a .204 clip and posted an ERA of 0.84 (21.1 IP - 2 ER) on the road opposed to a 4.35 mark (20.2 IP - 10 ER) at home...Allowed one HR in 42 IP...All told, combined to post a mark of 5-6 with 15 saves and a 2.27 ERA with 120 strikeouts in 50 appearances between Arkansas and Salt Lake in first season as a reliever.
- In **2001**, spent season at single-A **Rancho Cucamonga**...Began campaign on disabled list with elbow tendinitis and did not appear until late May...In 20 starts, posted five double-digit strikeout games and four games with eight strikeouts or more...Struck out 147 batters in 113.2 IP at a pace of 11.6 per 9 IP, good for second in the California League...Struck out career-best 12 batters on three occasions...Tossed first complete game shutout of his career, June 10 vs. Mudville (9 IP, 2 H, 1 BB, 12 SO)...Pitched in Arizona Fall League with the Scottsdale Scorpions striking out 34 batters in 20.1 IP in seven games (two starts).
- In **2000**, went 4-4 with a 2.81 ERA (64 IP - 20 ER) in 13 games (12 starts) with single-A **Lake Elsinore**...Was 3-0 with a 1.56 ERA at home opposed to a 1-4 mark with a 4.94 ERA on the road... Limited opponents to .189 clip, including a .161 mark vs. left-handers...Allowed just two HRs (both in one game) in 64 IP (1/32 IP)...Struck out six batters or more in nine of his 13 outings, including a season-best 10 K's in six innings, Aug. 8 vs. Modesto...Most productive month came in August, going 3-2 with 1.40 ERA in six starts.
- In **1999**, made professional debut with Rookie Level **Butte** of the Pioneer League at age of 17...First three outings as a professional came in relief before moving into the starting role...Earned first win as professional, Aug. 21 at Great Falls (7 IP, 4 H, 1 ER, 2 BB, 6 SO)...Set career-best with 12 strikeouts allowing one hit in 7.2 IP, July 25 at Medicine Hat...Led Pioneer League striking out 11.7 batters per 9 IP and holding opponents to a .182 average against...Transferred to single-A Boise of Northwest League in late August and made one start (W, 5 IP, 3 H, 3 ER, 1 BB, 6 SO).

Personal/Misc.:

- Francisco Jose Rodriguez.
- Has 13 siblings and was raised by his grandparents.
- Active in Angels' Wives Hospital Visits to UCI Medical Center.
- Returned home to Venezuela following the 2002 post-season and was welcomed as a National Hero...Was front-page news story in Venezuela throughout playoffs.
- Began pitching at age of seven at the Graciano Ravelo Baseball School in Caracas, VZ.
- Pitched for 1998 Venezuelan National Team at the Pan-American Youth Championship in Mexico.
- Attended Juan Lovera School in Venezuela.
- Signed with Angels four months shy of his 17th birthday in 1998.
- Originally signed by Angels' scout George Lauzerique and former Scouting Director Bob Fontaine, Jr.

Rodriguez' Lifetime Pitching Record

Year	Club	W-L	ERA	G	GS	CG	GF	SHO	SV	IP	H	R	ER	HR	HBP	BB	IBB	SO	WP	BK	BA
1999	—Butte	1-1	3.31	12	9	1	0	0	0	51.2	33	21	19	1	3	21	1	69	10	3	.179
	Boise	1-0	5.40	1	1	0	0	0	0	5	3	4	3	0	0	1	0	6	0	0	.150
2000	—Lake Elsinore	4-4	2.81	13	12	0	0	0	0	64	43	29	20	2	1	32	0	79	12	1	.189
2001	—R. Cucamonga	5-7	5.38	20	20	1	0	1	0	113.2	127	72	68	13	6	55	1	147	17	4	.277
2002	—Arkansas	3-3	1.96	23	0	0	16	0	9	41.1	32	13	9	2	0	15	0	61	7	1	.206
	Salt Lake	2-3	2.57	27	0	0	23	0	6	42	30	13	12	1	3	13	0	59	2	0	.204
	Anaheim	0-0	0.00	5	0	0	4	0	0	5.2	3	0	0	0	1	2	1	13	0	0	.167
2003	—Anaheim	8-3	3.03	59	0	0	23	0	2	86	50	30	29	12	2	35	5	95	7	0	.172
	Major Totals	8-3	2.85	64	0	0	27	0	2	91.2	53	30	29	12	3	37	6	108	7	0	.172

	2003				Career					
	W-L-S	ERA	G	IP	ER	W-L-S	ERA	G	IP	ER
Anaheim	0-1-0	6.00	4	6.0	4	0-1-0	6.00	4	6.0	4
Baltimore	1-0-0	4.50	2	2.0	1	1-0-0	4.50	2	2.0	1
Boston	1-0-0	0.00	1	1.1	0	1-0-0	0.00	1	1.1	0
Chicago	0-0-0	0.00	2	5.0	0	0-0-0	0.00	2	5.0	0
Cleveland	0-0-0	3.38	5	5.1	2	0-0-0	3.38	5	5.1	2
Detroit	1-0-0	0.00	3	4.0	0	1-0-0	0.00	3	4.0	0
Kansas City	0-0-0	1.93	3	5.2	1	0-0-0	1.93	3	5.2	1
Minnesota	1-0-0	3.18	4	5.2	2	1-0-0	3.18	4	5.2	2
New York	1-1-1	5.06	7	10.2	6	1-1-1	4.26	9	12.2	6
Oakland	2-1-0	6.75	8	10.2	8	2-1-0	5.27	10	13.2	8
Seattle	0-0-0	0.00	3	2.1	0	0-0-0	0.00	3	2.1	0
Tampa Bay	1-0-1	1.69	7	10.2	2	1-0-1	1.59	8	11.1	2
Texas	0-0-0	3.68	4	7.1	3	0-0-0	3.68	4	7.1	3
Toronto	0-0-0	—	—	—	—	—	—	—	—	—
Arizona	—	—	—	—	—	—	—	—	—	—
Atlanta	—	—	—	—	—	—	—	—	—	—
Chicago	—	—	—	—	—	—	—	—	—	—
Cincinnati	—	—	—	—	—	—	—	—	—	—
Colorado	—	—	—	—	—	—	—	—	—	—
Florida	—	—	—	—	—	—	—	—	—	—
Houston	—	—	—	—	—	—	—	—	—	—
Los Angeles	0-0-0	0.00	2	3.0	0	0-0-0	0.00	2	3.0	0
Milwaukee	—	—	—	—	—	—	—	—	—	—
Montreal	0-0-0	0.00	2	3.0	0	0-0-0	0.00	2	3.0	0
New York	0-0-0	0.00	1	2.0	0	0-0-0	0.00	1	2.0	0
Philadelphia	0-0-0	0.00	1	1.1	0	0-0-0	0.00	1	1.1	0
Pittsburgh	—	—	—	—	—	—	—	—	—	—
St. Louis	—	—	—	—	—	—	—	—	—	—
San Diego	—	—	—	—	—	—	—	—	—	—
San Francisco	—	—	—	—	—	—	—	—	—	—

	2003				Career					
	W-L-S	ERA	G	IP	ER	W-L-S	ERA	G	IP	ER
March	—	—	—	—	—	—	—	—	—	—
April	2-1-1	5.40	8	11.2	7	2-1-1	5.40	8	11.2	7
May	2-0-0	4.40	11	14.1	7	2-0-0	4.40	11	14.1	7
June	0-0-0	1.15	10	15.2	2	0-0-0	1.15	10	15.2	2
July	1-1-0	2.20	10	16.1	4	1-1-0	2.20	10	16.1	4
Aug.	1-0-0	1.72	11	15.2	3	1-0-0	1.72	11	15.2	3
Sept.	2-1-1	4.38	9	12.1	6	2-1-1	3.00	14	18.0	6
Oct.	—	—	—	—	—	—	—	—	—	—
Home	4-0-2	2.36	30	45.2	12	4-0-2	2.25	31	48.0	12
Road	4-3-0	3.79	29	40.1	17	4-3-0	3.50	33	43.2	17
Day	0-0-0	2.39	17	26.1	7	0-0-0	2.25	19	28.0	7
Night	8-3-2	3.32	42	59.2	22	8-3-2	3.11	45	63.2	22
Grass	8-3-2	3.17	52	76.2	27	8-3-2	2.95	57	82.1	27
Turf	0-0-0	1.93	7	9.1	2	0-0-0	1.93	7	9.1	2
Pre-ASG	5-1-1	3.00	33	48.0	16	5-1-1	3.00	33	48.0	16
Post-ASG	3-2-1	3.08	26	38.0	13	3-2-1	2.68	31	43.2	13
Starter	—	—	—	—	—	—	—	—	—	—
Reliever	8-3-2	3.03	59	86.0	29	8-3-2	2.85	64	91.2	29

Career Pitching at Major League Parks

	W-L-S	ERA	G	IP	ER		W-L-S	ERA	G	IP	ER
Edison Field	4-0-2	2.25	31	48	12	Network Associates Col.	1-1-0	3.86	6	7	3
Camden Yards	0-1-0	4.50	2	4	2	Safeco Field	0-1-0	13.50	4	4.2	7
Fenway Park	1-0-0	4.50	2	2	1	Tropicana Field	0-0-0	0.00	2	1.1	0
Jacobs Field	0-0-0	0.00	1	3	0	Ballpark in Arlington	1-0-0	1.93	4	4.2	1
Comerica Park	0-0-0	0.00	3	2.1	0	SkyDome	0-0-0	5.40	2	3.1	2
Kauffman Stadium	0-0-0	0.00	1	2	0	Dodger Stadium	0-0-0	0.00	2	3	0
Metrodome	0-0-0	0.00	1	1.2	0	H. Bithorn Stadium	0-0-0	0.00	2	3	0
Yankee Stadium	1-0-0	5.40	1	1.2	1						

Division Series Totals

Year	Club, Opp.	W-L	ERA	G	GS	CG	SHO	SV	IP	H	R	ER	BB	SO
2002—	Ana., NYY	2-0	3.18	3	0	0	0	0	5.2	2	2	2	2	8

League Championship Series Totals

Year	Club, Opp.	W-L	ERA	G	GS	CG	SHO	SV	IP	H	R	ER	BB	SO
2002—	Ana., Min.	2-0	0.00	4	0	0	0	0	4.1	2	0	0	2	7

World Series Totals

Year	Club, Opp.	W-L	ERA	G	GS	CG	SHO	SV	IP	H	R	ER	BB	SO
2002—	Ana., SF	1-1	2.08	4	0	0	0	0	8.2	6	3	2	1	13

Major League Hitting Totals

AVG	AB	H	HR	RBI
—	—	—	—	—

Career Fielding

POS	PCT	G	PO	A	E	TC	DP
P	1.000	5	0	1	0	1	0

Rodriguez' Bests

Season	Game
Wins 8 — 2003	vs. Sea., 9-27-02
ERA 3.03 — 2003	vs. Tor., 8-3-03 & vs. Tex., 6-30-03
IP 86 — 2003	Win Streak 5 — April 16-July 12, 2003
SO 95 — 2003	
SV 2 — 2003	



Tim Salmon

Outfielder/DH

15

Bats: Right **Throws:** Right **Ht.:** 6-3 **Wt.:** 235
Opening Day Age: 35 **Born:** Aug. 24, 1968
Birthplace: Long Beach, CA **Resides:** Scottsdale, AZ
Married: Marci Husted, Nov. 3, 1989
Children: Callie, Jacob, Katelyn, Ryan
Acquired: Selected in 3rd round of 1989 free agent draft
Signed Thru: 2005 **Major League Service:** 11 yrs., 45 days

2003 Season:

- In 12th season with Angels, batted .275 (145/528) with 78 runs scored, 35 doubles, four triples, 19 home runs and 72 RBI in 148 games...Four triples tied career-best (1996) and .374 OBP led club...Eight of his 19 HRs on season came vs. Oakland... Played in 1,500th career game, Aug. 12 vs. Chicago...Was primary DH in Brad Fullmer's absence after his injury (hit .250, 62/248, 7 HR, 30 RBI overall as DH)... Posted second multiple home run game and 20th of career, July 5 at Oakland... Single in 7th inning June 26 vs. Seattle marked 1,500th hit of career...Posted seven HRs in first 27 games - 12 HRs over final 121 games...Hit .327 (6 HR, 17 RBI) in April and .312 (3 HR, 10 RBI) in September for best months of season...Hit safely in 20 consecutive games, April 11-May 3 (.337; 28/83)...Streak established career-high (previously 17 games in 2000)...Became eighth player in club history to post a hitting streak of 20-or-more games, the last being Garret Anderson in 1998 (28 games - club record)...Run scored in sixth inning, May 30 at Tampa Bay, was 890th of career, passing Brian Downing for first on Angels' all-time list...Eighth inning walk, May 16 at Boston, gave him 867 in career, passing Downing for most in Angels history...Tied club record for most consecutive starts on Opening Day by an Angel with 11 (also Brian Downing- 1979-89).

Most Home Runs with One Club Among Actives

Sosa, Sammy, ChiN	510
Bonds, Barry, S.F.	482
Bagwell, Jeff, Hou.	419
Thomas, Frank, ChiA	418
Delgado, Carlos, Tor.	304
Martinez, Edgar, Sea.	297
Salmon, Tim, Ana.	288
Jones, Chipper, Atl.	280
Source: Elias	

Career Highlights:

- 2004 will mark 13th in Angels uniform as a player, tying Brian Downing (1978-90) as longest such tenure in club history... Salmon currently owns several Angels' career marks, including home runs (288), RBI (966), extra-base hits (634), total bases (2,802), walks (927) and runs scored (941) - and is on pace to set three more in 2004 (Games, At-Bats & Runs Scored)...Owns six career walk-off home runs, five of which have come in extra-innings...Owns 20 career multi-HR games...Angels are 31-11 over last two seasons when he homers...Signed four-year contract extension, March 22, 2001...His 288 career home runs are most by any active player to have never been selected to an All-Star team (the record for homers by a player never selected is 301 held by Rogers Hornsby)...In 2000, connected for 30th HR, Aug. 27 vs. Cleveland, giving the Angels four players with 30-plus homers for first time in A.L. history (G. Anderson, Troy Glaus & Mo Vaughn)...Collected 223rd career home run, Aug. 18, 2000 at New York (solo off Roger Clemens), establishing new Angels' home run record (previously Brian Downing - 222)...Recipient of Owner's Trophy as team MVP three times (1997, 1995 & 1993)...Is only Angel in club history to post four seasons (has five) with 30-or-more home runs (31-1993, 34-1995, 30-1996, 33-1997 & 34-2000)...In 1995, became first Angel in club history to post .300 average with 30 home runs and 100 runs scored and RBI...Tied A.L. record, May 10-11 & 13 of 1994, for most hits in three consecutive games with 13 (13-for-15)...In 1993, named AL Rookie of the Year and is only Angel to claim award.

Major League Summary:

- In 2002, bounced back from career-lows in avg. (.227), HR (17) and RBI (49) in 137 games 2001 to hit .285 with 22 HR and 88 RBI in 138 games in '02 and be named the *Sporting News*' and Player's Choice A.L. Comeback Player of the Year...Also presented with the 2002 Hutch Award for his "honor, courage and dedication to baseball both on and off the field"...Aug. 21 at New York marked the 10th anniversary of his major league debut, also the same site of his major league debut (8-21-92)...RBI infield single in 5th inning, Sept. 26 at Texas proved to be game-winner (also posted 22nd HR) in club's Wild Card clinching game...34 of his 88 RBI tied game or gave Angels lead...Collected game-winning solo home run off Billy Koch in 10th inning, Sept. 17 at Oakland...Marked 20th home run in 2002 and eighth 20-plus HR season in career...Angels were 19-3 in '02 when he homered...Posted 17 GW RBI, tied for second best in AL...Posted career-best 37 doubles (36 in 2000)...Activated from DL, Sept. 1 (bruised left hand)...Placed on disabled list Aug. 22 (retro to Aug. 14) after being hit on left hand in fourth inning, Aug. 10 at Toronto (missed 18 games with injury)...Hit .183 with two HR and 11 RBI in April - hit .311 (123/395) with 20 HR and 77 RBI from May-Sept...Posted sixth career grand slam (tied w/ Brian Downing and Don Baylor for second on Angels' all-time list, Joe Rudi - 7) and tied season-high with five RBI, Aug. 6 at Chicago...Tied career-high (second time) with five hits and set season-high with five RBI, July 19 vs. Seattle...Hit 12th home run (2-run off Hideo Nomo), June 16 at Los Angeles, surpassing Brian Downing (846) for Angels club record for RBI...Posted 283rd career double, July 26 at Seattle, also passing Downing for club record (since passed by Garret Anderson)...Connected for fifth walk-off HR of career, May 25 vs. Minnesota...Posted two doubles, May 10 vs. Chicago to become Angels all-time leader in extra-base hits with 527, passing Downing's previous club record of 526...Posted career HR #250, May 2 at Cleveland becoming one of 30 active players to reach plateau...Had off-season surgery performed by Dr. Lewis Yocum, Nov. 1, to remove loose bodies from his left knee.

- **2002 Post-Season:** All four of his post-season HRs came in two, 2-HR games (Game 2 of ALDS & Game 2 of World Series)... Became the first player to post four hits and two home runs in a World Series contest in Game 2... Also became the 13th player to reach base five or more times in a World Series game... His two-run HR in the bottom of the 8th inning in Game 2 off Felix Rodriguez proved to be game-winner... Posted all three of his hits of ALCS in clinching effort in Game 5... Posted two home runs in Game 2 of ALDS (1st inn., solo off Andy Pettitte) and Game 3 (8th inn., 2-run off Steve Karsay)... Gene Autry and Jimmie Reese shoulder patches worn by the Angels in 1999 and 1994, respectively, in memory of their former owner and long-time coach, were kept in Salmon's uniform pocket throughout the entire playoffs, as a tribute to the two Angels' legends... The patches are now at the Baseball Hall of Fame in Cooperstown.
- In **2001**, completed ninth full major league season with **Angels**, batting .227 (108/475) with 63 runs scored, 21 doubles, one triple, 17 home runs, 49 RBI, 96 walks and nine stolen bases in 137 games... Was Angels' starting rightfielder Opening Night, April 3 at Texas... Marked eighth straight in right field, most by any outfielder on Opening Day in club history... Set career lows in average, home runs (tied - 1999) and RBI... Tied career-best in stolen bases (1997)... Placed on disabled list, July 1 due to upper left cervical/shoulder strain... Marked fourth stint on DL in career... Recalled from rehab and activated from 15-day disabled list, July 20... Posted two home runs in game, June 3 and Sept. 6 vs. Kansas City... Scored a run in eight straight games, July 31-Aug. 7 (nine total)... Longest hitting streak was nine games, July 29-Aug. 7 (.438, 14/32) and Aug. 29-Sept. 7 (.433, 13/30)... Did not play three consecutive games without reaching base safely... Has occurred one other time in career (1,250 games; May 17-19, 1997)... Season-best four-RBI came April 26 at Cleveland and Sept. 6 vs. Kansas City... Finished 0-for-14 (2 RBI) with bases loaded and 6-for-41 (.146) with runner on third... Batted .206 (52/252) with nine HR and 26 RBI prior to All-Star break and .251 (56/223) with eight HR and 23 RBI after... Posted .989 fielding percentage (3/270) in 125 outfield games (124 starts)... Totaled club-high 13 assists and was involved in five double plays... Signed four-year contract extension, March 22.
- In **2000**, completed eighth full major league season with **Angels**, batting .290 (165/568) with 108 runs scored, 36 doubles, two triples, 34 home runs, 97 RBI and 104 walks in 158 games... Connected for third Opening Day home run of career and second in as many seasons... Connected for 30th HR, Aug. 27 vs. Cleveland (fifth time of career, off Chuck Finley), giving the Angels four players with 30-plus homers for first time in A.L. history (G. Anderson, Troy Glaus & Mo Vaughn)... Along with Glaus and Vaughn... became first trio to hit home runs in the same inning twice in the same game in ML history (April 21 at Tampa Bay)... Collected 223rd career home run, Aug. 18 at New York (solo off Roger Clemens), establishing new Angels' home run record (previously Brian Downing - 222)... Set career bests in games, doubles, home runs (tied 1995) and walks... Marked second season with 100 runs (111 in 1995) and first season with 100 walks... Played in 1,000th career game, May 24 at Minnesota... Collected 200th home run of career, April 24 vs. Detroit (Dave Millick)... Was middle home run of three consecutive HRs hit in an inning, May 28 at Kansas City... Named A.L. Player of Week for Aug. 21-27 and July 31-Aug. 6... Marked fifth A.L. Player of the Week honor, only player in club history to earn award five times... Tied major league record (accomplished several times) with two doubles in one inning (2nd inn.) and also tied club record with two hits in inning, Sept. 23 at Texas (2nd inn.)... Tied club record with four walks, Sept. 24 at Texas and four strikeouts, April 18 at Toronto... Longest hitting streak was 17 games, July 23-Aug. 9 (.463, 31/67)... Marked longest by Angel in 2000... Hit fifth career grand slam, June 20 vs. Kansas City... Is one of three Angels with five career GS (Joe Rudi - 7 & Downing - 6)... Finished 6-for-11 (.545) with one HR and 13 RBI with bases loaded... Hit third walk-off home run of career in 13th inning, April 29 vs. Tampa Bay (April 4, 1997 vs. Cleveland and April 28, 1993 vs. New York)... Homered in three straight games, July 24-26 at Texas, for fifth time of career (homered in four-straight twice; May 11-15, 1994 and Aug. 16-19, 1993)... Posted two home runs in game, April 21 at Tampa Bay... Both HRs came on back end of back-to-back home runs (Vaughn)... Batted .265 (82/309) with 18 HR and 48 RBI prior to All-Star break and .320 (83/259) with 16 HR and 49 RBI after... Posted .979 fielding percentage (6/292) in 124 outfield games (123 starts)... Totaled club-high 12 assists and was involved in four double plays... Underwent surgery to release plantar fascia ligament in right foot, Oct. 5... Procedure was performed by Dr. Phil Kwong, an orthopedic foot specialist, at UCI Medical Center in Orange... Had similar surgery on left foot following 1998 season... Also underwent arthroscopic surgery to smooth labrum and remove scar tissue from left shoulder, Nov. 9... Procedure was performed by Dr. Lewis Yocum at UCI Medical Center.
- In **1999**, completed seventh full major league season with **Anaheim**, batting .266 (94/353) with 60 runs scored, 24 doubles, two triples, 17 home runs, 69 RBI, 63 walks and four stolen bases in 98 games... Was placed on disabled list May 11 (retro to May 4) after injuring left wrist in May 3 game vs. Chicago in sixth inning... Injury occurred diving for fly ball off bat of Paul Konerko (triple)... Recalled from rehab and activated from 15-day disabled list, July 17... Missed total of 62 games while on D.L... 17 home runs snapped string of six straight seasons with 20-or-more home runs... Named A.L. Player of the Week, April 12-18... Batted .481 (13/27) with eight runs scored, four doubles, two home runs and 12 RBI... Single to center in third inning, Sept. 12 at Minnesota, was 1,000th hit of career... Became fourth player to collect 1,000 hits as Angel (Downing, Fregosi & Grich)... Posted career-high six RBI, April 15 at Oakland, equaling Angels' season high for 1999... Finished 3-for-4 with three runs scored, a double, two home runs (one grand slam), six RBI and two walks... Hit fourth career grand slam (first since April 4, 1997 vs. Cleveland), April 15 at Oakland... Finished fourth on club in home runs, snapping club-record four straight seasons leading Angels... Posted .981 fielding percentage (4/215) in 89 outfield starts... Totaled club-high seven assists (tied)... Errors total tied for seventh most among A.L. rightfielders.
- In **1998**, completed sixth full major league season with **Angels**, batting .300 (139/463) with 84 runs scored, 28 doubles, one triple, 26 home runs, 88 RBI and 90 walks in 136 games... Played mostly as designated hitter and was placed on 15-day disabled list due to strained left plantar fascia (ligament in bottom of foot that supports arch)... Placed on disabled list, May 1 (retroactive to April 23)... Left contest (3rd inn.), April 22 vs. Baltimore, rounding first base on solo home run hit in first inning (off Scott Erickson)... Underwent MRI and examination by Angels' Medical Director, Dr. Lewis Yocum, and Orthopedic Foot Specialist Dr. Phil Kwong... Activated from 15-day disabled list, May 9... Marked second career stint on D.L... Underwent surgery to detach plantar fascia ligament in left foot, Sept. 29... Became first Angel in club history to post four seasons with 90-or-more walks (91 in 1995, 93 in 1996, 95 in 1997 & 90 in 1998)... Became first Angel in club history (after 5,875 games) to score five runs in game, April 12 at Cleveland... Led club in home runs for four straight seasons (1995-98), first Angel to do so in club history... Posted 12th career multiple-home run game, April 12 at Cleveland... First HR of game was 157th of career, passing Chili Davis into second place on Angels' all-time list... Named A.L. Player of the Week for the period of Aug. 3-9... Batted .480 (12/25) with seven runs scored, a double, triple, four home runs, nine RBI and two walks in six games.
- In **1997**, completed fifth full major league season with **Angels**, batting .296 (112/582) with 95 runs scored, 28 doubles, one triple, 33 home runs, 129 RBI and 95 walks in 157 games... Recipient of Owner's Trophy as team MVP (as voted by teammates)... Marked third such honor (1993 & 1995), tying Jim Fregosi for second most in club history... Bobby Knop won award four times as Angel... Finished seventh in A.L. MVP voting, totaling 84 points, including one second place and one third

- place vote...Established career highs in at-bats, RBI, sacrifice flies (11), strikeouts (142) and stolen bases (9)...RBI total ranks second best in club history (Don Baylor-139 in 1979)...Finished season with 708 games played in outfield, most by an Angel in club history...Set record Sept. 21 at Texas, surpassing 702 by Brian Downing...Became first Angel in club history to post four seasons with 30-or-more home runs (31-1993, 34-1995 & 30-1996) or two campaigns with 300-or-more total bases (319-1995)...Also became second Angel to record 100-or-more RBI (Salmon, 105 in 1995 & Wally Joyner, 100 in 1986 & 117 in 1987) in two seasons and 90-or-more walks (Salmon, 91 in 1995 & 93 in 1996 & Albie Pearson, 96 in 1961, 95 in 1962 & 92 in 1963) in three seasons...Collected an RBI every 4.5 at-bats, fifth best in A.L...Registered third career grand slam, April 4 vs. Cleveland...HR was game-winning 11th inning grand slam off Paul Shuey...Connected for 150th career home run, Sept. 8 at Toronto and drove in 500th career RBI, Sept. 25 vs. Texas on two-run home run...Became quickest player to reach 500 RBI in club history...Named A.L. Player of the Month for July, batting .390 (39/100) with 19 runs scored, six doubles, seven home runs, 32 RBI and 17 walks in 27 games...Hit safely in 23 of 27 games, posting 12 multiple-hit games (two 3-hit & one 4-hit) and nine multi-RBI contests (four 3-RBI)...Marked first such honor in career...Was ejected by home plate umpire Mike Everitt following strikeout in 12th inning, Sept. 7 against Detroit...Marked first ejection of career...Appeared in 153 games (all starts) in outfield, posting .971 fielding percentage...Totalled team high 15 outfield assists and was involved in five double plays.
- In 1996, completed fourth full major league season with **Angels**, batting .286 (166/581) with 90 runs scored, 27 doubles, four triples, 30 home runs and 98 RBI in 156 games...Became first player in Angels' history to post 30-or-more home runs in three different seasons (31 in 1993 & 34 in 1995)...Led club in games, runs scored, total bases (291), triples (tied), home runs, RBI, walks (93), strikeouts (125) and slugging percentage (.501)...Set club record for home runs in any month (13-June)...Home run June 4 in Minnesota was career hit No. 500...100th career home run came June 5 at Minnesota (Scott Aldred)...153 outfield appearances ranked first in league...Ranked tied for third in A.L. with 13 outfield assists.
 - In 1995, completed third full major league season with .330 (177/537) average, 111 runs scored, 34 doubles, three triples, 34 home runs and 105 RBI in 143 games for **Angels**...Average ranked third in A.L...Received second Owner's Trophy (1993 with Mark Langston) as club's most valuable player (selected by teammates)...Became first Angel in club history to post .300 average with 30 home runs and 100 runs scored and RBI...Established career bests in average, runs, hits and home runs...330 average is best by right-hander in club history...Posted three two-HR games, June 27 at Texas, Aug. 4 vs. Texas and Aug. 9 at Kansas City...Registered second career grand slam, May 29 vs. Baltimore (Mike Mussina)...Struck out four times (three called) and finished 0-for-4 in one-game division playoff, Oct. 2 in Seattle.
 - In 1994, finished **Angels'** sophomore season batting .287 (107/373) with 23 home runs and 70 RBI...Collected two home runs in a game four times (2 - May 6 vs. Oakland, May 13 at Seattle, July 1 at Baltimore & Aug. 6 vs. Chicago)...Set personal-game bests in hits and RBI (5 - May 13 at Seattle & June 13 at Kansas City)...Belted 50th career home run, July 1 at Baltimore, in 245th contest of career...Was Opening Day starting right fielder, becoming first Angel to start at position in consecutive season openers since Dan Ford (1980-81)...Tied A.L. record, May 10-11 & 13, for most hits in three consecutive games with 13 (13-for-15)...Other two A.L. players to accomplish feat were Joe Cronin, Washington, June 19, 21, 22, 1933 and Walt Droppo, Detroit, July 14-15 (2G), 1952...M.L. record is 15 set by Cal McVey, Chicago (NL), July 20, 22, 25, 1876...Named A.L. Player of the Week for period of May 9-15...Batted .593 (16/27) with five home runs, 13 RBI, 35 total bases, 1.296 slugging percentage and .645 on-base percentage...Collected home runs in four consecutive contests (five total), May 11-15, matching career best set Aug. 16-19, 1993 (five total), one shy of club record set by Bobby Bonds, Aug. 2-7, 1977...Placed on disabled list, July 26 (retroactive to July 18), with strained right hamstring...Activated Aug. 3...Marked first D.L. stint of career.
 - In 1993, named BBWAA American League Rookie of the Year...Represents only **Angel** honored in club history...Selected co-winner of Owner's Trophy with Mark Langston...Finished campaign hitting .283 (146/515) in 142 games with 31 home runs, 95 RBI, 35 doubles, 82 base on balls and 93 runs scored...In the process, established club rookie single-season record for doubles, home runs, extra-base hits (67) and walks...Of his 95 RBI, 33 tied game or put Angels ahead...14 of his home runs fell into that category, 12 of which gave Angels lead...Was fourth player in club history to hit 30-or-more home runs in first season with Angels: Reggie Jackson - 39 in 1982, Doug DeCinces - 30 in 1982 and Frank Robinson - 30 in 1973...Became 19th rookie in major league history to reach 30 home run level...Rookie of the Year Award made him fourth *Baseball America's* Minor League "Player of the Year" recipient to be honored following year, joining Ron Kittle (1982-83), Dwight Gooden (1983-84) and Sandy Alomar, Jr. (1989-90)...Last at-bat of season was grand slam against Seattle's Tim Lary, Sept. 15...Finished season with nine hits in final 18 at-bats...Season ended same night when he charged line drive off bat of designated-hitter Larry Sheets in fifth inning...Sustained broken ring finger on left hand...Underwent surgery, Sept. 21 at Centinela Hospital in Inglewood, CA by Dr. Norman Zemel...At same time, had surgery on top of right foot to relieve pressure from pinched nerve...Among American League rookies, led in plate appearances (610); games (142); runs (93); extra-base hits (67); doubles (35); home runs (31); RBI (95); sacrifice flies (8) and walks (82)...Homered twice in game, July 27 vs. Oakland and again, Aug. 18 against Detroit and former Athletic Mike Moore...Homered in four straight games, Aug. 16-19, one shy of club record...Was removed from game of June 8 during first inning in Toronto after being struck by broken bat of Stan Javier...Was struck while standing in on-deck circle and received multiple abrasions on left elbow.
 - In 1992, recalled from **Edmonton**, Aug. 20 and made major league debut with **California** following night in Yankee Stadium...Was 0-for-4, but collected first hit Aug. 22 with single against Melido Perez...First home run also came against Yankees, Aug. 23, a solo home run against Scott Sanderson...Missed eight games from Sept. 6-15 with soreness in left wrist...Pinch-ran Sept. 16, but did not bat again until Sept. 22...With only three hits in final 34 at-bats, manager Buck Rodgers sat Salmon down after Sept. 29 game...The following day, a cast was placed on wrist for further protection...Second home run of major league career came in dramatic fashion, a two-out, 15th-inning home run against Derek Lilliquist at home, Sept. 2.

Minor League Summary:

- In 1992, at **Edmonton** was selected by *Baseball America* and *The Sporting News* as Minor League "Player of the Year"...Also named Pacific Coast League's "Most Valuable Player" and to Topps Class-AAA All-Star Squad...Led PCL with 29 home runs, 105 RBI, 275 total bases, .469 on-base percentage, .672 slugging percentage, 71 extra-base hits and tied for top honors with Wayne Kirby of Colorado with 101 runs...Finished second in circuit with .347 average (Troy Neel of Tacoma led at .351) and second in walks with 91 behind Vancouver's Chris Cron (94)...His 38 doubles ranked third...Led all PCL outfielders with .992 fielding percentage (-231 PO, 14 A, 2 E)...Selected by California's minor league coaching staff and player development staff as 1992 winner of Kenny Myers Award for most outstanding position player.

- In **1991**, played full season with double-A **Midland**, hitting .245 with 23 home runs and 94 RBI...Finished with 16 outfield assists in 130 games...Led Texas League in walks (89), tied for second in games (131), finished third in home runs, tied for fourth in extra-base hits (53) and ranked fifth in runs (100).
- In **1990**, split time between single-A **Palm Springs** and double-A **Midland**...Hit .288 for Palm Springs with two home runs, 21 RBI and 11 steals in 36 games before earning promotion to Midland...Hit .268 in 27 games with three home runs and 16 RBI at Midland.
- In **1989**, made professional debut at **Bend** after selection in 3rd round of June draft...Led club with five triples (all others combined for 10).

Personal/Misc.:

- Timothy James Salmon.
- Winner of 2002 Hutch Award, given each year to the major league player who displays "honor, courage and dedication to baseball while overcoming adversity in their personal or professional lives."
- Involved in Orange County Community during season...Along with wife Marci, established Tim Salmon Foundation which donates \$100 per RBI each year to benefit Family Solutions and Laurel House...Also provided 100 tickets in the "Fish Bowl" section of Edison Field (right field pavilion) to all Angels games for youth and charity groups...Frequently meets with Family Solutions children during season...Initiated Tim Salmon Charity Golf Tournament which benefits Family Solutions and Laurel House.
- Donated funds to refurbish Delco Field in Anaheim for the West Anaheim Little League in 2003.
- Served as honorary chairperson (along with wife Marci) of Kids Helping Kids Program for Boy & Girl Scouts of America in 2002...Active with State of California Responsible Fatherhood Campaign.
- Served as Angels' representative for Calif. Dept. of Health Mentoring Program... Also involved in CAP Cure charity which supports finding cure for prostate cancer...Assisted Calif. Dept. of Social Services, taking part in Major League Dads Campaign in 1999...Annually visits UCI Medical Center during season as part of Angels' Wives Hospital Visit Outreach program...Spoke at The Nixon Library's Sept. 11th Tragedy Memorial Service and was active in KABC Disaster Relief Drive at Edison Field... In 1999, took part in Rod Carew's "Friends of Kiley" benefit, which raised \$30,000 for Anaheim policeman's sick child.
- Named Angels' 2002 and 1998 Roberto Clemente True Value "Man of the Year."
- Attended Greenway High (Phoenix, AZ)...Hit .381 with .905 slugging percentage senior year and was named All-State and chosen Phoenix "Player of the Year."
- Played collegiate ball at Grand Canyon College (Phoenix, AZ)...In 1987, hit .421 with 15 home runs and 61 RBI in 57 games.
- In 1988, batted .382 with 17 home runs, 63 RBI in 61 games and helped team to second place finish in NAIA World Series... Selected to All-Tournament team.
- In 1989, hit .356 with 19 home runs and 68 RBI in 65 games...Was NAIA District 7, All-Area II first team and All-America Honorable Mention in 1988-89.
- Set Grand Canyon career records for most runs (225), home runs (51) and RBI (192) in addition to a season record for most walks (81).
- Brother Mike played safety for USC and San Francisco 49ers football teams.
- Signed by Angels' scout Tim Kelly.

Salmon's Lifetime Playing Record

Year	Club	AVG	G	AB	R	H	2B	3B	HR	RBI	SH	SF	HBP	BB	IBB	SO	SB	CS	GDP	SLG	OBP	E
1989	—Bend	.245	55	196	37	48	6	5	6	31	1	2	6	33	0	61	2	4	2	.418	.367	4
1990	—Palm Springs	.268	36	118	19	34	6	0	2	21	0	0	4	21	0	44	11	1	1	.390	.413	1
	—Midland	.268	27	97	17	26	3	1	3	16	0	1	1	18	0	38	1	0	1	.412	.385	3
1991	—Midland	.245	131	465	100	114	26	4	23	94	3	2	6	89★	1	166★	12	6	6	.467	.372	10
1992	—Edmonton	.347	118	409	101★	142★	38	4	29★	105★	0	4	6	91	11	103	9	7	9	.672★	.469★	3
	—California	.177	23	79	8	14	1	0	2	6	0	1	1	11	1	23	1	1	1	.266	.283	2
1993	—California	.283	142	515	93	146	35	1	31	95	0	8	5	82	5	135	5	6	6	.536	.382	7
1994	—California	.287	100	373	67	107	18	2	23	70	0	3	5	54	2	102	1	3	3	.531	.382	8
1996	—California	.330	143	537	111	177	34	3	34	105	0	4	6	91	2	111	5	5	9	.594	.429	4
1996	—California	.286	156	581	90	166	27	4	30	98	0	3	4	93	7	125	4	2	8	.501	.386	8
1997	—Anaheim	.296	157	582	95	172	28	1	33	129	0	11	7	95	5	142	9	12	7	.517	.394	11
1998	—Anaheim	.300	136	463	84	139	28	1	26	88	0	10	3	90	5	100	0	1	4	.533	.410	2
1999	—Anaheim	.266	98	353	60	94	24	3	17	69	0	6	0	63	2	82	4	1	7	.490	.372	4
	—Lake Elsinore	.600	1	5	0	3	2	0	0	2	0	0	0	0	0	1	0	0	0	1.000	.600	0
2000	—Anaheim	.290	158	568	108	165	36	2	34	97	0	2	6	104	5	139	0	2	14	.540	.404	6
2001	—Anaheim	.227	137	457	63	108	21	1	17	49	0	2	8	96	4	121	9	3	11	.383	.365	3
	—Rancho Cucamonga	.143	2	7	1	1	0	0	0	0	0	0	0	1	0	4	0	0	0	.143	.250	1
2002	—Anaheim	.286	138	483	84	138	37	1	22	88	0	7	7	71	3	102	6	3	6	.503	.380	3
2003	—Anaheim	.275	148	528	78	145	35	4	19	72	0	6	10	77	3	93	3	1	12	.464	.374	6
Major Totals		.284	1536	5537	941	1571	324	22	288	966	0	63	62	927	44	1275	47	40	88	.506	.389	64

Selected by Atlanta Braves organization in 18th round of June, 1986 free agent draft...Did not sign.

- Disabling Injuries:** 2002 — Contusion on back of left hand, Aug. 22 (retro Aug. 14) - Sept. 1
 2001 — Sprained Upper left cervical/shoulder strain, disabled July 1-20
 1999 — Sprained left wrist, disabled May 4 - July 17.
 1998 — Strained plantar fascia left foot, disabled April 2 - May 9
 1994 — Strained right hamstring, disabled, July 18-Aug. 3

	2003					Career					2003					Career					
	AVG	AB	H	HR	RBI	AVG	AB	H	HR	RBI	AVG	AB	H	HR	RBI	AVG	AB	H	HR	RBI	
Anaheim	—	—	—	—	—	—	—	—	—	—	March	.667	3	2	0	0	.286	7	2	0	0
Baltimore	.219	32	7	0	3	.248	407	101	21	75	April	.316	98	31	6	17	.261	853	223	46	141
Boston	.441	34	15	1	3	.282	386	109	14	57	May	.274	84	23	1	11	.280	921	258	44	164
Chicago	.217	23	5	1	5	.271	391	106	18	69	June	.215	93	20	3	8	.283	928	263	58	164
Cleveland	.300	30	9	0	1	.304	635	111	29	76	July	.288	80	23	4	16	.293	876	257	45	174
Detroit	.217	23	5	0	1	.280	346	97	22	67	Aug.	.237	93	22	2	10	.298	1039	310	57	169
Kansas City	.333	18	6	0	1	.290	400	116	26	83	Sept.	.312	77	24	3	10	.279	875	244	35	145
Minnesota	.148	27	4	1	3	.277	358	99	20	51	Oct.	—	—	—	—	.368	38	14	3	9	
New York	.261	23	6	1	4	.287	363	104	21	64	Home	.279	265	74	10	46	.272	2745	747	154	485
Oakland	.317	63	20	8	19	.305	469	143	27	93	Road	.270	263	71	9	26	.295	2792	824	134	481
Seattle	.265	68	18	2	7	.259	502	130	21	81	Day	.192	125	24	1	9	.271	1391	377	61	229
Tampa Bay	.231	26	6	0	4	.215	158	34	6	21	Night	.300	403	121	18	63	.288	4146	1194	227	737
Texas	.319	69	22	2	10	.350	525	184	32	112	Grass	.279	477	133	17	7	.285	4946	1410	266	880
Toronto	.265	34	9	1	5	.291	375	109	16	55	Turf	.235	51	12	2	5	.272	591	161	22	86
Arizona	—	—	—	—	—	.200	15	3	1	2	Pre-ASG	.276	315	87	14	47	.277	2959	820	165	525
Atlanta	—	—	—	—	—	—	—	—	—	—	Post-ASG	.272	213	58	5	25	.291	2578	751	123	441
Chicago	—	—	—	—	—	—	—	—	—	—	Vs. LHP	.274	157	43	7	26	.271	1437	387	77	236
Cincinnati	—	—	—	—	—	.400	5	2	0	0	Vs. RHP	.275	371	102	12	46	.288	4100	1182	211	730
Colorado	—	—	—	—	—	.294	34	10	0	3	RISP	.283	145	41	6	55	.284	1516	430	80	678
Florida	—	—	—	—	—	.167	6	1	0	1	Bases Loaded	.000	6	0	0	2	.319	113	35	6	118
Houston	—	—	—	—	—	—	—	—	—	—	Pinch-hitting	.000	3	0	0	0	.250	16	4	0	2
Los Angeles	.176	17	3	1	1	.238	101	24	6	17	DH	.250	248	62	7	30	.274	941	258	41	147
Milwaukee	—	—	—	—	—	.271	203	55	6	29											
Montreal	.231	13	3	1	1	.231	13	3	1	1											
New York	.182	11	2	0	3	.182	11	2	0	3											
Philadelphia	.364	11	4	0	0	.364	11	4	0	0											
Pittsburgh	—	—	—	—	—	.333	9	3	0	0											
St. Louis	—	—	—	—	—	.167	12	2	0	1											
San Diego	—	—	—	—	—	.154	26	4	0	1											
San Francisco	—	—	—	—	—	—	—	—	—	—											

Career Batting at Major League Parks

	AVG	AB	H	HR	RBI		AVG	AB	H	HR	RBI
Edison Field	.272	2745	747	154	485	Arlington Stadium	.385	26	10	1	6
Camden Yards	.255	216	55	12	40	Ballpark in Arlington	.377	257	97	17	60
Fenway Park	.357	185	66	7	29	Skydome	.283	173	49	5	21
U.S. Cellular Field	.236	212	50	4	26	Bank One Ballpark	.200	15	3	1	2
Clev. Municipal Stadium	.190	21	4	2	3	Coors Field	.444	9	4	0	1
Jacobs Field	.325	160	52	12	32	Dodger Stadium	.226	53	12	3	7
Tiger Stadium	.276	123	34	9	30	Pro Player Stadium	.167	6	1	0	1
Comerica Park	.241	58	14	2	8	County Stadium	.301	103	31	4	18
Kauffman Stadium	.330	191	63	14	48	Miller Park	.182	11	2	0	2
Metrodome	.319	182	58	9	29	Hiram Bithorn Stadium (PR)	.231	13	3	1	1
Yankee Stadium	.300	180	54	8	31	Shea Stadium	.000	4	0	0	0
Network Associates Col.	.332	229	76	11	41	Busch Stadium	.167	12	2	0	1
Kingdome	.214	126	27	4	18	Qualcomm Stadium	.200	10	2	0	0
Safeco Field	.278	126	35	6	15	3Com Park	.125	8	1	0	1
Tropicana Field	.233	73	17	2	9	Pacific Bell Park	.200	10	2	0	0

Career Multiple-Home Run Games (20)

July 5, 2003 at Oakland
 April 11, 2003 vs. Oakland
 Sept. 6, 2001 vs. Kansas City
 June 3, 2001 vs. Kansas City
 April 21, 2000 at Tampa Bay
 Oct. 2, 1999 vs. Texas
 April 24, 1999 at Kansas City

April 15, 1999 at Oakland
 April 12, 1998 at Cleveland
 Sept. 4, 1997 at Detroit
 June 16, 1996 vs. Toronto
 Aug. 9, 1995 at Kansas City
 Aug. 4, 1995 vs. Texas
 June 27, 1995 at Texas

Aug. 6, 1994 vs. Chicago
 July 27, 1993 vs. Oakland
 July 1, 1994 at Baltimore
 May 13, 1994 at Seattle
 May 6, 1994 vs. Oakland
 Aug. 18, 1993 vs. Detroit

Career Grand Slams (6)

August 6, 2002 at Chicago
 June 20, 2000 vs. Kansas City

April 15, 1999 at Oakland
 April 4, 1997 vs. Cleveland

May 29, 1995 vs. Baltimore
 Sept. 15, 1993 vs. Seattle

Division Series Totals

Year	Club, Opp	AVG	G	AB	R	H	2B	3B	HR	RBI	SH	SF	HBP	BB	IBB	SO	SB	CS	GDP	SLG	OBP	E
2002—Ana., NYY		.263	4	19	3	5	1	0	2	7	0	0	0	1	0	5	0	0	0	.632	.300	0

League Championship Series Totals

Year	Club, Opp.	AVG	G	AB	R	H	2B	3B	HR	RBI	SH	SF	HBP	BB	IBB	SO	SB	CS	GDP	SLG	OBP	E
2002—Ana., Min.		.214	5	14	0	3	0	0	0	0	0	0	0	3	0	1	0	0	1	.214	.353	0

World Series Totals

Year	Club	Opp.	AVG	G	AB	R	H	2B	3B	HR	RBI	SH	SF	HBP	BB	IBB	SO	SB	CS	GDP	SLG	OBP	E
2002	Ana.	SF	.346	7	26	7	9	1	0	2	5	0	0	1	4	1	7	1	0	0	.615	.452	1

Career Fielding

POS	PCT	G	PO	A	E	TC	DP
OF	.977	1254	2677	98	64	2839	23

Salmon's Bests

	Season	Game
AVG.	.330 — 1995	5 — vs. Sea., 7-19-02 & at Sea., 5-13-94
H	177 — 1995	2 — 20 times; last time: at Oak., 7-5-03
HR	34 — 2000 & 1995	6 — at Oak., 4-15-99
RBI	129 — 1997	2 — at KC, 5-29-02
SB	9 — 2001 & 1997	20 — April 11-May 3, 2003
		Hit Streak



34

Aaron Sele

Right-Handed Pitcher

Bats: Right	Throws: Right	Ht.: 6-5	Wt.: 230
Opening Day Age: 33		Born: June 25, 1970	
Birthplace: Golden Valley, MN		Resides: Bellevue, WA	
Married: Jennifer Howard, Nov. 7, 1998			
Children: Katherine, Claire			
Acquired: Signed as major league free agent, Dec. 26, 2001			
Signed Thru: 2004 Major League Service: 10 yrs., 104 days			

2003 Season:

- Began 13th pro season and second with **Angels** on 15-day disabled list...Underwent surgery (Oct. 18, 2002) to repair partial tear of the supraspinatus muscle and labrum in his right rotator cuff (performed by Angels Medical Director Dr. Lewis Yocum)...Was placed on disabled list March 26 due to recovery from surgery and activated May 9...Was 1-2 with a 5.73 ERA (22 IP - 14 ER) in six combined rehabilitation appearances (five starts) at single-A **Rancho Cucamonga** and triple-A **Salt Lake**...Finished 7-11 with a 5.77 ERA (121.2 IP - 78 ER) in 25 starts with Angels...11 losses were one shy of career high (12 with Boston in 1997)...Set career high in ERA and career low in starts and strikeouts (53)...Seven wins equals fewest in ML career (1996; based on 25-or-more starts)...Had more walks (58) than strikeouts for first time as professional...Tied for club lead with 12 hit batters (Ramon Ortiz), which tied for second in AL...Angels were 12-13 in his starts...Tied Angels' season high six hits allowed in an inning, Sept. 2 at Minnesota...Nine runs allowed in same game equaled career high (May 16, 1999 vs. Baltimore; 2.1 IP)...Pitched into seventh inning in one of 25 starts...Won season-best three straight decisions, June 29-July 10...Lost three straight decisions twice...Longest outing was seven innings pitched, June 7 at Florida (9-2 win)...Limited opposition to three earned runs-or-less in 16 of 25 starts...Strikeout high was five, June 18 at Seattle...Bulpen allowed four of 18 inherited runners to score and blew the save in one of his starts...Best month was July, finishing 2-2 with a 2.33 ERA (27 IP - 7 ER) in five starts...Was 3-4 with a 4.82 ERA at home and 4-7 with a 6.75 ERA on road...Was 3-1 with a 2.70 ERA in day games.

Career Highlights:

- Two-time All-Star (1998 & 2000)...From 1998-2001, his 69 wins were most in AL...From 1998-2001, averaged 17 wins and 211 IP...18 wins in 1999 ranked second in AL...Came up in Red Sox organization and finished third in the AL Rookie of Year voting in 1994.

Major League Summary:

- In 2002, spent first season with **Anaheim**...Missed most of Sept. after being placed on 15-day disabled list, Aug. 21, due to partial tear of the supraspinatus muscle in his right rotator cuff...Marked third stint on DL in career and first since 1996...Went 8-9 with one complete game, one shutout and a 4.89 ERA (160 IP - 87 ER) in 26 starts in 2002...Did not reach double-digits in wins for first time since 1996 or 200 IP for first time since 1997...Collected first win as an Angel, April 27 vs. Toronto (11-4 score)...Made Angels' debut, April 3 vs. Cleveland...Dropped 6-5 decision, snapping five-game win streak in April (dating back to 2000)...Hurled three-hit complete game shutout, defeating Kazuhisa Ishii and Los Angeles, 7-0, June 29 at Edison Field...Marked 14th career complete game and eighth shutout...All three hits allowed were singles...Marked third complete game shutout by an Angel since Brian Cooper blanked Oakland, 7-0, June 30, 2000 at Edison Field...Strikeout-high of seven came Aug. 3 vs. Yankees...Went 6-3 with 4.89 ERA over first 12 starts, 2-6 with a 4.89 ERA over last 14 starts...Was involved in brawl with Ryan Klesko in a spring training match-up, March 9...Did not receive a suspension and was fined an undisclosed amount...Underwent surgery (Oct. 18) to repair the partial tear of the supraspinatus muscle and labrum in his right rotator cuff (performed by Angels Medical Director Dr. Lewis Yocum).

- Post-Season Experience:** Was not on Angels' active roster during 2002 post-season...Reached post-season in each of five straight seasons (1998-2002) with three different teams, all in AL West (Texas, Seattle and Anaheim)...Is 0-6 with a 6.19 ERA (36.1 IP - 25 ER) in seven post-season starts in career...In 2001 with Seattle, made start in Game 3 of ALDS vs. Cleveland...Pitched two innings (5 H, 4 R, 2 ER) before being lifted for Paul Abbott in third inning and M's trailing 4-1...Suffered loss in 17-2 final...Started Game 1 of ALCS, Oct. 17 vs. New York (6 IP, 7 H, 3 R, 3 ER, 3 BB, 3 SO)...Left game trailing 3-1 and suffered loss in Mariners' 4-2 setback...Took mound again in Game 5 of ALCS, tossing four innings (4 H, 5 R, 1 ER, 1 BB, 2 SO)...Left contest trailing 5-0 and suffered loss as M's were eliminated in 12-3 loss...In 2000, went 0-1 with 3.38 ERA in two post-season starts...Started Game 3 of ALDS vs. Chicago (ND) in Seattle's 2-1 win (7.1 IP, 3 H, 1 R, 1 ER, 3 BB, 1 SO)...Suffered loss in Game 3 of ALCS vs. New York (6 IP, 9 H, 4 R, 4 ER, 0 BB, 4 SO)...Started Game 1 of 1999 ALDS at New York pitching five innings (6 H, 4 R, 3 ER, 5 BB, 3 SO) in Rangers' 8-0 loss...In 1998, was starter and suffered loss in Texas' 4-0 loss vs. New York on Oct. 2 in third and deciding game of ALDS...Tossed six innings (8 H, 4 R, 4 ER, 1 BB, 4 SO)...Did not return after 3:12 rain delay in bottom of sixth inning.
- In 2001, spent second season with **Seattle**, going 15-5 with two complete games, one shutout and 3.60 ERA (215 IP - 86 ER) in 34 games (33 starts) for AL West Champions...750 winning pct. marked best of ML career...Logged more than 200 innings for fourth consecutive season, totaling career-best 215 IP, and reached double-digit wins for fifth straight season...Went 32-15 with 3.78 ERA (456.2 IP - 192 ER) in two seasons with Mariners...Set career-high by winning eight consecutive decisions to start season (April 4-May 31)...Went 4-0 with 2.61 ERA in five April starts...Tossed two innings in first career relief outing, April 18 vs. Texas, snapping a stretch of 211 consecutive starts...Earned eighth victory (and 100th of ML career), May 31 vs. Baltimore...Was second in AL with four wins in May, going 4-0 with 2.68 ERA in six starts...8-0 start was best to start a season in Mariners history...Had three consecutive no decisions from June 5-17 before suffering first loss of season June 22 vs. Anaheim...Snapped five-game winless streak and improved to 9-1 in 8-3 win at Texas July 3...Tossed 10th career complete game and seventh career shutout in 8-0 win July 15 vs. Arizona (allowed just two hits and retired 23 of final 24 batters faced)...Finished tied for second in AL with four victories in July...Tossed 6.2 innings but had no decision in 15-14, 11-inning loss, Aug. 3 at Cleveland...Left game with 14-3 lead...Went 2-0 with 2.77 ERA over last four starts of season (Sept. 20-Oct 7)...Finished 10-1 with 3.54 ERA (114.1 IP - 45 ER) in 19 games before All-Star Break and 5-4 with 3.67 ERA (100.2 IP - 41 ER) in 15 games after break...Made start in Game 3 of ALDS vs. Cleveland...Pitched two innings (5 H, 4 R, 2 ER) before being lifted for Paul Abbott in third inning and M's trailing 4-1...Suffered loss in 17-2 final...Started Game 1 of ALCS, Oct. 17 vs. New York (6 IP, 7 H, 3 R, 3 ER, 3 BB, 3 SO)...Left game trailing 3-1 and suffered loss in Mariners' 4-2 setback...Took mound again in Game 5 of ALCS, tossing four innings (4 H, 5 R, 1 ER, 1 BB, 2 SO)...Left contest trailing 5-0 and suffered loss as M's were eliminated in 12-3 loss...Finished 2001 post-season with 0-3 mark and 4.50 ERA (12 IP - 6 ER) in three starts.
- In 2000, signed as free agent with **Seattle**, Jan. 10, 2000...Went 17-10 with two complete games, two shutouts and 4.51 ERA (211.2 IP - 106 ER) in 34 starts for Seattle...In first year with M's, led club in wins, starts, innings pitched and strikeouts en route to helping claim AL West Wild Card crown...With 17 wins, became just one of five ML pitchers in each of past three seasons to reach at least 17 wins, joining Pedro Martinez, Randy Johnson, Greg Maddux and David Wells...Became first Mariners right-handed pitcher to make All-Star team, earning his second All-Star appearance...Ranked among AL leaders in wins, starts, innings pitched...Tossed three-hit, complete-game shutout for first win as a Mariner, April 12 at Detroit (4-0)...Allowed just two hits (singles) in 14-0 win vs. Minnesota, May 25...Went 5-0 with 2.95 ERA (39.2 IP - 13 ER) in six starts, May 15-June 11, one win shy of career-best six-game win streak...Earned 10th win, July 2 at Texas, becoming first Mariner right-hander with 10 wins before All-Star break...Finished first half 11-3 with 3.95 ERA (114 IP - 50 ER) in 18 starts...Tossed one shutout inning (1 H) in All-Star game at Atlanta...Pitched six-hit complete game, Sept. 26 vs. Texas...Despite no decision, pitched 5.2 innings scattering six hits with two earned runs helping Seattle clinch Wild Card, Oct. 1 at Anaheim...Finished Sept./Oct. 4-0 with 2.55 ERA (35.1 IP - 10 ER)...Went 0-1 with 3.38 ERA in two post-season starts...Started Game 3 of ALDS vs. Chicago (ND) in Seattle's 2-1 win (7.1 IP, 3 H, 1 R, 1 ER, 3 BB, 1 SO)...Suffered loss in Game 3 of ALCS vs. New York (6 IP, 9 H, 4 R, 4 ER, 0 BB, 4 SO).
- In 1999, spent second season with **Texas** and went 18-9 with two complete games, two shutouts and 4.79 ERA (205 IP - 109 ER) in 33 starts...Ranked second in AL in wins and shutouts...Also finished third in league with career-high 186 strikeouts and fourth with a .667 winning pct...Made 33 starts for third consecutive season...Averaged 8.2 strikeouts per 9 IP, fourth best ratio in AL...Went 11-3 with 4.00 ERA (110.1 IP - 49 ER) over his final 16 starts beginning July 9, including going 8-1 with 4.04 ERA over the first 12 outings, including two winning streaks of four-games...Posted consecutive double-digit strikeout games, Aug. 7 vs. Toronto (10) and career-high 13 strikeouts vs. Detroit, Aug. 12...Was first Ranger to post-consecutive double-digit strikeout games since Nolan Ryan in 1990...Tossed two complete games, both shutouts, a six-hitter, Aug. 7 at Toronto and allowed eight hits in blanking Boston, Aug. 22 at Fenway Park...In final 17 starts of season, posted 112 strikeouts with just 30 walks...Allowed three or fewer runs 16 times on season and pitched at least six innings in 22 of 33 starts, including 15 straight from July 9-Sept. 24...In post-season, started Game 1 of ALDS at New York pitching five innings (6 H, 4 R, 3 ER, 5 BB, 3 SO) in Rangers' 8-0 loss.
- In 1998, was traded to **Texas** with Mark Brandenburg and Bill Haselman in exchange for Damon Buford and Jim Leyritz, Nov. 6, 1997...Enjoyed breakout season with Rangers, tying for fourth in AL with career-best 19 wins, matching the fourth most in a season in Rangers' history...Tied for fifth in league with two shutouts...Also set career-highs for complete games, shutouts and innings pitched...Led Majors with 13 victories at home...Won first five starts of season (5-0, 2.00 ERA, 36 IP - 8 ER)...Had span of allowing just two earned runs in 26 innings during the five starts...First two complete game shutouts came in a span of three starts, April 9 at Chicago (3 H) and April 21 vs. Tampa Bay (4 H)...Was Majors' first eight-game winner (May 23), 11-game winner (June 23) and first pitcher in AL with nine, 10 and 12 victories...Went 12-5 with 4.04 ERA in 18 first half starts to earn first All-Star selection...Did not see action in July 7 game at Colorado...Did not allow a home run in 17 of his last 21 and 24 of 33 overall starts, spanning 54 innings...Averaged 0.59 HR per nine innings (14 HR in 212.2 IP), second best in AL...Only 33% (4 of 12) baserunners trying to steal were successful with him on mound, lowest success rate of AL starters...Was 1-for-4, doubling for his first ML hit, June 8 at Colorado...Was starter and suffered loss in Texas' 4-0 loss vs. New York on Oct. 2 in third and deciding game of ALDS...Tossed six innings (8 H, 4 R, 4 ER, 1 BB, 4 SO)...Did not return after 3:12 rain delay in bottom of sixth inning.
- In 1997, spent sixth professional season with **Boston**, reaching double-digit wins for first time of ML career...Finished 13-12 with one complete game and 5.38 ERA (177.1 IP - 106 ER) in 33 starts...Led Red Sox in wins and starts while ranking third in innings and strikeouts...Went 4-1 with 3.72 ERA in first seven starts and 4-1 with 3.93 ERA in span of five outings, June 12-July 3...Held right-handed batters to .224 mark, seventh best among AL starter...Tied then career-high with 11 strikeouts, July 12 vs. Toronto.

- In 1996, struggled through first sub-500 record since first season as professional in 1991...Went 7-11 with one complete game and 5.32 ERA (157.1 IP - 93 ER) in 29 starts for **Red Sox**...Ranked fourth on Boston's staff in starts, innings, strikeouts and wins...Placed on 15-day disabled list (retro to Aug. 14) with a strained muscle in left rib cage...Made one start on rehab assignment for Pawtucket before being activated Sept. 1...In 1995, was Boston's Opening Day starter and earned win April 26 vs. Minnesota working five scoreless innings in the Red Sox 9-0 victory...Made just six starts on season with Sox, going 3-1 with 3.06 ERA...Limited right-handed batters to just .194 clip (13/67) in the six starts...Experienced tendinitis in right arm after start, May 23 at Seattle and was placed on 15-day disabled list June 2 (retro to May 24)...Made two rehab starts each at Sarasota, Trenton and Pawtucket from June 21-Aug. 22 going 0-1 with 3.60 ERA (20 IP - 8 ER)...Continued to experience soreness in and was moved to 6-day disabled list from remainder of season, Aug. 31.
- In 1994, spent first full Major League season with **Boston** and went 8-7 with two complete games and 3.83 ERA (143.1 IP - 61 ER) in 22 starts...Finished second on Red Sox in starts, complete games, innings, strikeouts and tied for second in wins in strike-shortened season...Went 5-1 with 2.29 ERA in first eight starts through May before going 3-6 with 4.79 ERA in final 14 outings...Complete games came in consecutive starts, May 11 vs. Milwaukee and May 18 in Baltimore.
- In 1993, had contract purchased from Pawtucket, June 22 and made Major League debut in just third pro season with **Boston**, June 23 vs. Minnesota at Fenway Park...Defeated Twins 3-1 pitching seven innings (5 H, 1 R, 0 ER)...Went 6-0 with 2.72 ERA (49.2 IP - 15 ER) in first eight ML starts, the third Red Sox rookie to ever win as many in his first six decisions...Streak ended Aug. 12 against New York...Had seven consecutive no decisions from Aug. 22 - Sept. 22 despite an ERA of 2.38 during that span...Allowed three or fewer runs in all 18 starts...Fanned 11 batters, Sept. 28 vs. Detroit...Held opponents to .237 batting avg., including .229 vs. lefthanders...Despite making just 18 starts, was selected as AL Pitcher of the Year by *The Sporting News*...Also named Red Sox Rookie of Year...Finished third in BBWAA AL Rookie of Year voting and was named to Major League Rookie All-Star team by *Baseball Digest*...Also named International League Pitcher of the Year and starting pitcher on IL's post-season All-Star team by *Baseball America*.

Minor League Summary:

- In 1993, began season with triple-A **Pawtucket**, and tossed one-hit, seven-inning shutout in first start, April 10 at Columbus...Went 4-0 with 1.98 in final six starts with PawSox.
- In 1992, spent majority of season with single-A **Lynchburg** and posted 13-5 mark with two complete games one shutout and 2.91 ERA (127 IP - 41 ER) in 20 games (19 starts)...Lead Lynchburg in wins and owned fourth lowest ERA in Carolina League...Promoted to double-A **New Britain** and went 2-1 with one complete game and 6.27 ERA (33 IP - 23 ER) in seven games (six starts).
- In 1991, opened professional career at single-A **Winter Haven** after being selected by Red Sox in first round (23rd overall) in June draft...Went 3-6 with team-best four complete games, one save and 4.96 ERA (69 IP - 38 ER) in 13 games (11 starts)...Four complete games stands as professional best...Pitched in Florida Instructional League and was co-winner of Tony Latham Memorial Award for player with most enthusiasm.

Personal/Misc.:

- Aaron Helmer Sele.
- Took part in State of California Responsible Fatherhood Campaign...Promoted Anaheim Memorial Medical Center's Active Children Program with public service announcement.
- Sponsors Aaron Sele Scholarship Fund at Washington State University.
- Attended Washington State Univ. in Pullman, WA where he pitched three seasons for the Cougars...Named 1st Team All-American by American Baseball Coaches Assoc. and 3rd Team choice by Baseball America in 1990.
- Was member of Team USA in summer of 1990, pitching a three-hit shutout vs. Cuban National team.
- Graduated from North Kitsap H.S. in Poulsbo, WA in 1988.

Sele's Lifetime Pitching Record

Year	Club	W-L	ERA	G	GS	CG	GF	SHO	SV	IP	H	R	ER	HR	HBP	BB	IBB	SO	WP	BK	BA
1991	—Winter Haven	3-6	4.96	13	11	4	1	0	1	69	65	42	38	2	6	32	2	51	5	6	.246
1992	—Lynchburg	13-5	2.91	20	19	2	0	1	0	127	104	51	41	5	14	46	0	112	5	2	.222
	—New Britain	2-1	6.27	7	6	1	0	0	0	33	43	29	23	2	5	15	0	29	4	1	.305
1993	—Pawtucket	8-2	2.19	14	14	2	0	1	0	94.1	74	30	23	8	5	23	0	87	1	0	.216
	—Boston	7-2	2.74	18	18	0	0	0	0	111.2	100	42	34	5	7	48	2	93	5	0	.237
1994	—Boston	8-7	3.83	22	22	2	0	0	0	143.1	140	68	61	13	9	60	2	105	4	0	.261
1995	—Boston	3-1	3.06	6	6	0	0	0	0	32.1	32	14	11	3	3	14	0	21	3	0	.252
	—Trenton	0-1	3.38	2	2	0	0	0	0	8	8	3	3	0	2	2	0	9	0	0	.286
	—Sarasota	0-0	0.00	2	2	0	0	0	0	7	6	0	0	0	1	0	8	0	0	0	.231
	—Pawtucket	0-0	9.00	2	2	0	0	0	0	5	9	5	5	3	1	2	0	1	0	0	.409
1996	—Boston	7-11	5.32	29	29	1	0	0	0	157.1	192	110	93	14	8	67	2	137	2	0	.303
	—Pawtucket	0-0	6.00	1	1	0	0	0	0	3	3	2	2	0	0	1	0	4	0	0	.250
1997	—Boston	13-12	5.38	33	33	1	0	0	0	177.1	196	115	106	25	15	80	4	122	7	0	.279
1998	—Texas	19-11	4.23	33	33	3	0	2	0	212.2	239	116	100	14	13	84	6	167	4	0	.283
1999	—Texas	18-9	4.79	33	33	2	0	2	0	205	244	115	109	21	12	70	3	186	4	0	.293
2000	—Seattle	17-10	4.51	34	34	2	0	2	0	211.2	221	110	106	17	5	74	7	137	5	0	.271
2001	—Seattle	15-5	3.60	34	33	2	0	1	0	215	216	93	86	25	7	51	2	114	1	0	.261
2002	—Anaheim	8-9	4.89	26	26	1	0	1	0	160	190	92	87	21	7	49	2	82	5	0	.299
2003	—R. Cucamonga	0-0	4.50	3	2	0	0	0	0	8	12	4	4	0	0	3	0	7	0	0	.375
	—Salt Lake	1-2	6.43	3	3	0	0	0	0	14	16	10	10	2	0	9	0	8	1	0	.296
	—Anaheim	7-11	5.77	25	25	0	0	0	0	121.2	135	82	78	17	12	58	1	53	5	0	.284
Anaheim Totals		15-20	5.27	51	51	1	0	1	0	281.2	325	174	165	38	19	107	3	135	10	0	.293
Majors Totals		122-88	4.48	293	292	14	0	8	0	1748	1905	957	871	175	98	655	31	1218	45	0	.278

Selected by Minnesota Twins organization in 37th round of June, 1988 free agent draft... Did not sign.

Selected by Boston Red Sox organization in first round (23rd pick overall) of June, 1991 free agent draft.

Traded to Texas Rangers with RHP Mark Brandenburg and C Bill Haselman in exchange for OF Damon Buford and C Jim Leyritz.

Signed as free agent with Seattle Mariners, January 10, 2000.

Disabling Injuries: 2003 — Recovery right shoulder surgery, disabled March 26-May 8.
 2002 — Tear in right rotator cuff, disabled Aug. 21-Sept. 28
 1996 — Soreness in right arm, disabled June 2-end of regular season
 1995 — Strained muscle in left rib cage, disabled Aug. 16-Sept. 1

2003										Career										2003										Career									
W-L	S	ERA	G	IP	ER	W-L	S	ERA	G	IP	ER	W-L	S	ERA	G	IP	ER	W-L	S	ERA	G	IP	ER																
Anaheim	—	—	—	—	—	7-5-0	4.68	17	102.0	53	March	—	—	—	—	—	23-7-0	3.69	42	244.0	100																		
Baltimore	0-2-0	8.38	2	9.2	9	7-9-0	5.77	20	115.1	74	April	—	—	—	—	—	—	—	—	—	—	—																	
Boston	0-1-0	5.06	1	5.1	3	3-5-0	4.81	11	68.1	35	May	1-3-0	9.00	4	18.0	18	23-18-0	4.91	54	315.0	172																		
Chicago	0-0-0	6.23	1	4.1	3	8-5-0	3.70	22	143.9	59	June	3-3-0	4.70	6	30.2	16	21-17-0	5.26	52	306.1	179																		
Cleveland	—	—	—	—	—	5-8-0	5.09	18	106.0	60	July	2-2-0	2.33	5	27.0	7	22-18-0	4.13	52	328.2	151																		
Detroit	1-0-0	8.71	2	10.1	10	11-4-0	4.48	20	124.2	62	Aug.	1-1-0	6.31	5	25.2	18	17-20-0	4.92	49	298.0	163																		
Kansas City	1-0-0	1.80	1	5.0	1	4-9-0	4.99	23	135.1	75	Sept.	0-2-0	8.41	5	20.1	19	16-8-0	3.71	42	245.1	101																		
Minnesota	0-1-0	11.88	2	8.1	11	15-4-0	3.47	20	119.1	46	Oct.	—	—	—	—	—	0-0-0	4.22	2	10.2	5																		
New York	0-1-0	9.35	2	8.2	9	5-10-0	3.72	30	181.1	75	Home	3-4-0	4.82	12	61.2	33	70-42-0	4.16	155	953.2	441																		
Oakland	1-1-0	2.40	3	15.0	4	14-7-0	3.72	30	181.1	75	Road	4-7-0	6.75	13	60.0	45	52-45-0	4.87	138	794.1	430																		
Seattle	0-2-0	4.50	3	14.0	7	3-6-0	5.50	14	75.1	46	Day	3-1-0	2.70	4	20.0	6	37-18-0	4.26	81	473.0	224																		
Tampa Bay	1-1-0	3.27	2	11.0	4	7-1-0	4.43	10	63.0	31	Night	4-10-0	6.37	21	101.2	72	85-70-0	4.57	212	1275.0	647																		
Texas	0-1-0	9.35	2	8.2	9	4-3-0	5.42	18	98.0	59	Grass	6-9-0	5.42	22	108.0	65	107-80-0	4.46	263	1581.1	784																		
Toronto	1-0-0	1.59	1	5.2	1	8-4-0	4.31	17	94.0	45	Turf	1-2-0	8.56	3	13.2	13	15-8-0	4.70	30	166.2	87																		
Arizona	—	—	—	—	—	2-0-0	2.45	3	22.0	6	Pre-ASG	1-2-0	8.56	3	13.2	13	79-42-0	4.41	164	974.2	478																		
Atlanta	—	—	—	—	—	0-1-0	6.75	1	5.1	4	Post-ASG	1-5-0	6.14	13	63.0	43	43-46-0	4.57	129	773.1	393																		
Chicago	—	—	—	—	—	—	—	—	—	—	Starter	7-11-0	5.77	25	121.2	78	122-88-0	4.49	292	1746.0	871																		
Cincinnati	—	—	—	—	—	1-0-0	2.45	1	7.1	2	Reliever	—	—	—	—	—	0-0-0	0.00	1	2.0	0																		
Colorado	—	—	—	—	—	2-1-0	4.07	4	24.1	11	—	—	—	—	—	—	—	—	—	—	—																		
Florida	1-0-0	2.57	1	7.0	2	1-0-0	2.57	1	7.0	2	—	—	—	—	—	—	—	—	—	—	—																		
Houston	—	—	—	—	—	—	—	—	—	—	—	—	—	—	—	—	—	—	—	—	—	—																	
Los Angeles	1-0-0	0.00	1	5.0	0	5-0-0	1.00	5	36.0	4	—	—	—	—	—	—	—	—	—	—	—																		
Milwaukee	—	—	—	—	—	3-1-0	4.00	5	27.0	12	—	—	—	—	—	—	—	—	—	—	—	—																	
Montreal	—	—	—	—	—	0-1-0	1.29	1	7.0	1	—	—	—	—	—	—	—	—	—	—	—	—																	
New York	0-1-0	12.27	1	3.2	5	—	—	—	—	—	—	—	—	—	—	—	—	—	—	—	—	—																	
Philadelphia	—	—	—	—	—	1-0-0	4.50	1	6.0	3	—	—	—	—	—	—	—	—	—	—	—	—																	
Pittsburgh	—	—	—	—	—	0-0-0	6.00	1	6.0	4	—	—	—	—	—	—	—	—	—	—	—	—																	
St. Louis	—	—	—	—	—	0-1-0	10.13	1	5.1	6	—	—	—	—	—	—	—	—	—	—	—	—																	
San Diego	—	—	—	—	—	1-1-0	6.89	3	15.2	12	—	—	—	—	—	—	—	—	—	—	—	—																	
San Francisco	—	—	—	—	—	1-1-0	6.55	2	11.0	8	—	—	—	—	—	—	—	—	—	—	—	—																	

Career Pitching at Major League Parks

	W-L	S	ERA	G	IP	ER		W-L	S	ERA	G	IP	ER
Edison Field	9-8-0	4.22	32	185.1	87	Safeco Field	17-8-0	3.58	39	241.1	96		
Camden Yards	4-4-0	5.72	12	67.2	43	Tropicana Field	3-1-0	4.50	4	24	12		
Fenway Park	21-23-0	4.51	58	355.1	178	Ballpark in Arlington	27-12-0	4.36	46	286.2	139		
U.S. Cellular Field	5-3-0	3.39	11	71.2	27	Skydome	4-1-0	5.24	9	46.1	27		
Cleveland Municipal Stadium	0-0-0	1.42	1	6.1	1	Coors Field	1-0-0	2.70	2	13.1	4		
Jacobs Field	2-2-0	6.62	6	34	25	Pro Player Stadium	1-0-0	2.57	1	7	2		
Tiger Stadium	2-0-0	4.13	4	24	11	Dodger Stadium	2-0-0	2.40	2	15	4		
Comerica Park	3-1-0	3.18	4	28.1	10	County Stadium	2-1-0	6.57	3	12.1	9		
Kauffman Stadium	3-6-0	6.14	12	66	45	Olympic Stadium	0-1-0	1.29	1	7	1		
Metrodome	6-4-0	5.43	10	53	32	Busch Stadium	0-1-0	10.13	1	5.1	6		
Yankee Stadium	2-5-0	5.14	12	70	40	Qualcomm Stadium	1-1-0	6.89	3	15.2	12		
Network Associates Col.	4-4-0	4.31	14	79.1	38	3Com Park	0-1-0	10.80	1	5	6		
Kingdome	2-1-0	5.73	4	22	14	Pacific Bell Park	1-0-0	3.00	1	6	2		

All-Star Game Record

Year	Club	Site	W-L	ERA	G	GS	CG	SHO	SV	IP	H	R	ER	BB	SO
1998	AL	Col.	—	—	—	—	—	—	—	—	—	—	—	—	—
2000	AL	Atl.	0-0	0.00	1	0	0	0	0	1	1	0	0	0	0
Totals			0-0	0.00	1	0	0	0	0	1	1	0	0	0	0

Division Series Totals

Year	Club	Opp.	W-L	ERA	G	GS	CG	SHO	SV	IP	H	R	ER	BB	SO
1998	Tex.	NYG	0-1	6.00	1	1	0	0	0	6	8	4	4	1	4
1999	Tex.	NYG	0-1	5.40	1	1	0	0	0	5	6	4	3	5	3
2000	Sea.	CWS	0-0	1.23	1	1	0	0	0	7.1	3	1	1	3	1
2001	Sea.	Cle.	0-1	9.00	1	1	0	0	0	2	5	4	2	0	0
2002	Ana.	NYG	—	—	—	—	—	—	—	—	—	—	—	—	—
Totals			0-3	4.43	4	4	0	0	0	20.1	22	13	10	9	8

League Championship Series Totals

Year	Club, Opp.	W-L	ERA	G	GS	CG	SHO	SV	IP	H	R	ER	BB	SO
2000	Sea., NYY	0-1	6.00	1	1	0	0	0	6	9	4	4	0	4
2001	Sea., NYY	0-2	3.60	2	2	0	0	0	10	11	8	4	4	5
2002	Ana., Min.													
(Not on active roster)														
Totals		0-3	4.50	3	3	0	0	0	16	20	12	8	4	9

World Series Totals

Year	Club, Opp.	W-L	ERA	G	GS	CG	SHO	SV	IP	H	R	ER	BB	SO
2002	Ana., SF													
(Not on active roster)														

Major League Hitting Totals

AVG	AB	H	HR	RBI
.167	24	4	0	1

Career Fielding

POS	PCT	G	PO	A	E	TC	DP
P	.939	293	97	198	19	314	13

Sele's Bests

Season		Game	
Wins	19 — 1998	SO	13 — vs. Det., 8-12-99
ERA	2.74 — 1993	IP	9 — 11 times, last; vs. LA, 7-29-02
IP	215 — 2001	Low-HIT	2 — vs. Ari., 7-15-01
SO	186 — 1999	Win Streak	8 — April 4-May 31, 2001



Scot Shields

Right-Handed Pitcher

62

Bats: Right	Throws: Right	Ht.: 6-1	Wt.: 170
Opening Day Age: 28	Born: July 22, 1975	Resides: Livonia, MI	
Birthplace: Ft. Lauderdale, FL		Married: Jaimie McGovern, Oct. 20, 2000	
Children: Kayla		Acquired: Selected in 38th round of 1997 free agent draft	
Signed Thru: 2004		Major League Service: 1 yr., 146 days	

2003 Season:

- Spent seventh professional season with **Angels**...Marked third season on roster and first full season in major leagues...Opening Day on roster marked first of career...Finished campaign with 5-6 record, one save and a 2.85 ERA (148.1 IP – 47 ER) in 44 games (13 starts)...Began season as reliever, posting 1-0 mark, one save and 1.68 ERA (69.2 IP – 13 ER)...Registered first career save, April 13 vs. Oakland (3 IP, 2 H, 1 BB, 5 SO)...Five strikeouts were most by an Angels' reliever...Tossed 4.1 innings of relief twice (July 3 vs. Texas & July 29 vs. New York Yankees), the most by an Angels' reliever in 2003...Worked at least three innings 12 times as reliever...Was scored upon in nine of 31 relief outings...Stranded 12 of 17 inherited runners and retired 23 of 31 first batters faced...Was leading AL reliever with 69.2 innings before move to starting rotation...Allowed first run of season, April 17 at Texas (HR by Hank Blalock)...Had opened season with 11 scoreless innings pitched...As starter, was 4-6 with a 3.89 ERA (78.2 IP – 34 ER)...Made second career start, April 26 vs. Boston, defeating John Burkett and Boston, 3-1 (5.1 IP, 5 H, 1 ER, 5 SO)...Marked first career win as starter...Struck out career-best nine batters, Sept. 23 vs. Seattle (8 IP)...Total equaled most by Angel in 2003 (John Lackey)...Angels were 6-7 in his starts...Pitched into seventh inning-or-later in six of 13 starts...Longest outing was eight innings pitched, Sept. 17 vs. Oakland and Sept. 23 vs. Seattle...Allowed career high four home runs, Sept. 11 at Oakland, equaling most by Angel pitcher in 2003 (Jarrod Washburn)...In final three starts, was 1-1 with a 1.17 ERA (23 IP, 12 H, 3 R, 3 ER, 2 BB, 17 SO, 1 HB, 1 WP)...Is 4-6 with a 3.97 ERA (81.2 IP – 36 ER) in 14 major league starts lifetime...Bullpen allowed 5 of 9 inherited runners to score and lost one lead during his starts...Opponents batted .247 against him...ERA was above 4.00 against just three opponents all season (11.57 - Detroit, 5.73 - Kansas City & 5.40 - New York Mets)...Was 1-0 with one save and a 0.77 ERA in April (8 games, 23.1 IP – 2 ER)...ERA was above 3.10 for a month only in Aug. (5.05)...Was 4-2 with one save and a 1.83 ERA (88.1 IP – 18 ER) at Edison Field...Earned run average at home was 1.83, the best in major leagues...In career, is 9-4 with one save and a 1.79 ERA at home (44 games, 121 IP – 24 ER).

Career Highlights:

- In **2003**, earned run average at home was 1.83, the best in major leagues...In career, is 9-4 with one save and a 1.79 ERA at home (44 games, 121 IP – 24 ER)...In **2002**, average against as reliever was .176, best in AL (min. of 45 IP)...ERA of 1.96 as a reliever would have ranked 4th best in AL among relievers if he qualified (eight innings shy)...Earned first ML win, July 5 vs. Tampa Bay (1 IP, 1 H, 1 SO).

Major League Summary:

- In **2002**, was recalled by **Anaheim** from triple-A Salt Lake, June 14...Allowed five earned runs in his first 11 innings before settling in as a key component to the bullpen's success allowing just seven earned runs over his final 38 outings (1.66 ERA)...As a reliever, opponents hit .176, best in AL (min. of 45 IP)...His ERA of 1.96 as a reliever would have ranked fourth-best in AL among relievers if he qualified (eight innings shy)...His five wins were second to Ben Weber among Angels' relievers...Had 15-inning scoreless stretch (Aug. 29-Sept. 21), equalling longest by an Angels' reliever in '02 (Brendan Donnelly)...Included in scoreless streak was a hitless stretch of 11.2 innings...Made first ML start, Sept. 27 vs. Seattle (had made 68 career starts in minors)...Did not receive decision in outing (3 IP, 4 H, 2 R, 2 ER, 2 BB, 2 SO, 1 WP)...Earned first ML win, July 5 vs. Tampa Bay (1 IP, 1 H, 1 SO)...Retired 23 of 28 first batters faced and stranded 12 of 13 inherited runners...Went 3-0 with a 1.32 ERA (13.2 IP - 2 ER) in nine outings, July 4-Aug. 2...Was 2-2 with one save and 3.06 ERA (47 IP - 16 ER) in team-leading 28 appearances (one start) for triple-A Salt Lake before recall...Had just six walks in 47 innings with 50 strikeouts (better than 8-to-1 SO/BB ratio)...Welcomed birth of first child (Kayla) on last day of season, Sept. 29.
- **2002 Post-Season:** One of six Angels rookies to appear in World Series in '02...Made post-season debut in Game 5 of WS at Pacific Bell Park (1.2 IP, 5 H, 5 R, 1 ER, 2 HR, 1 SO)...Allowed HRs to Jeff Kent and Rich Aurilia...Marked lone appearance of '02 playoffs.
- In **2001**, recalled by **Anaheim**, May 25...Made major league debut, May 26 at Tampa Bay (1.1 IP, 1 H, 1 BB)...Optioned to Salt Lake, June 8...Also recalled, June 27, and optioned, July 19...Did not allow an earned run in eight relief appearances for Angels...Allowed one unearned run on eight hits and seven walks, posting seven strikeouts...Posted first major league strikeout, June 3 vs. Kansas City (Raul Ibanez).

Minor League Summary:

- In **2001**, began fifth professional season at triple-A **Salt Lake**, compiling 6-11 record and 4.97 ERA (137.2 IP - 76 ER) with club-high four complete games in 21 starts...Allowed just 31 walks while striking out 104...Longest outing was nine innings, Aug. 13 at Tacoma in Stingers' 7-3 win...Allowed season-low three hits in same contest...Struck out season-high nine batters twice, April 21 at Nashville (6 IP) and Aug. 18 at Colorado Springs (5 IP)...Posted wins in three straight outings, Aug. 13-24...Lost six straight games, June 11-Aug. 6.
- In **2000**, spent fourth professional season at triple-A **Edmonton**...Posted 7-13 record with four complete games, one shutout and 5.41 ERA (163 IP - 98 ER) in 27 starts...Allowed 158 hits (16 HR), walked 82 and struck out 156 in that span...Established career highs in losses, starts and complete games...Led PCL in strikeouts, setting franchise record (Jay Witasick - 155 in 1997)...Also ranked tied for third in complete games and fifth in innings pitched...Led club in starts, complete games, shutouts (tied), innings pitched and strikeouts...Complete games came June 18 vs. Omaha (3-2 win), July 21 at Oklahoma (8-2 win), Aug. 5 at Las Vegas (1st game; 6-0 win) and Aug. 20 at Las Vegas (2-0 loss)...In shutout, limited Las Vegas to two hits (7 IP, 6 BB, 8 SO)...Strikeout best was 12, April 16 at Colorado Springs (7 IP, 1st start of season).
- In **1999**, began third professional season at single-A **Lake Elsinore** of California League, posting 10-3 record with two complete games, one shutout and 2.52 ERA (107.1 IP - 30 ER) and one save in 24 games (nine starts)...Struck out 113 batters while allowing 91 hits and 39 walks...Hurled complete game three-hit shutout (4 BB, 8 SO), July 7 at Stockton...In nine starts, was 4-1 with 2.08 ERA (69.1 IP - 16 ER)...Struck out 77 batters while allowing 55 hits and 19 walks...Struck out season-high 13 hitters (8 IP), June 12 vs. Rancho Cucamonga...In relief, posted 6-2 record with 3.32 ERA (38 IP - 14 ER) and one save in 15 contests...Named as participant for California League All-Star Game and was selected to California League All-Star Team Pitcher (post-season award)...Had contract transferred to double-A **Erie**, July 14...Was 4-4 with one shutout and 2.89 ERA (74.2 IP - 24 ER) in 10 starts...Struck out 81 batters while allowing 57 hits and 26 walks...Recorded complete game six-hit shutout (0 BB, 12 SO), Aug. 2 vs. Akron...Earned organization's Minor League Pitcher of Year.
- In **1998**, played second professional season at single-A **Cedar Rapids**...Was 6-5 with seven saves and 3.65 ERA (74.0 IP - 30 ER) in 58 relief appearances forernels.
- In **1997**, began professional career at single-A **Boise**...Owned 7-2 mark with two saves and 2.94 ERA (52.0 IP - 17 ER) in 30 relief appearances for Hawks.

Personal/Misc.:

- Robert Scot Shields,
- Graduated from Ft. Lauderdale High School (FL).
- Attended Lincoln Memorial University (Harrogate, TN).
- Signed by Angels' scout Tom Kotchman.

Shields' Lifetime Pitching Record

Year	Club	W-L	ERA	G	GS	CG	GF	SHO	SV	IP	H	R	ER	HR	HBP	BB	IBB	SO	WP	BK	BA
1997	—Boise	7-2	2.94	30★	0	0	13	0	2	52	45	20	17	1	3	24	4	61	9	1	.233
1998	—Cedar Rapids	6-5	3.65	58	0	0	38	0	7	74	62	33	30	5	8	29	0	81	9	1	.232
1999	—Lake Elsinore	10-3	2.52	24	9	2	6	1	1	107.1	91	37	30	1	5	39	4	113	6	1	.233
	—Erie	4-4	2.89	10	10	1	0	1	0	74.2	57	26	24	10	6	26	0	81	2	0	.216
2000	—Edmonton	7-13★	5.41	27	27	4	0	1	0	163	158	114	98	16	14	82	0	156★	7	0	.250
2001	—Salt Lake	6-11	4.97	21	21	4	0	0	0	137.2	141	84	76	24	10	31	0	104	7	1	.267
	—Anaheim	0-0	0.00	8	0	0	0	0	0	11	8	1	0	0	1	7	0	7	2	0	.200
2002	—Salt Lake	2-2	3.06	28	1	0	5	0	1	47	39	18	16	5	3	6	0	50	3	0	.223
	—Anaheim	5-3	2.20	29	1	0	13	0	0	49	31	13	12	4	1	21	1	30	3	0	.188
2003	—Anaheim	5-6	2.85	44	13	0	5	0	1	148.1	138	56	47	12	5	38	6	111	4	0	.247
Major Totals		10-9	2.55	81	14	0	24	0	1	208.1	177	70	59	16	7	66	7	148	9	0	.232

	2003					Career				
	W-L-S	ERA	G	IP	ER	W-L-S	ERA	G	IP	ER
Anaheim	—	—	—	—	—	—	—	—	—	—
Baltimore	0-0-0	0.96	3	9.1	1	0-0-0	0.87	4	10.1	1
Boston	1-0-0	1.42	2	6.1	1	1-1-0	2.45	4	7.1	2
Chicago	1-1-0	2.57	2	14.0	4	1-1-0	2.40	3	15.0	4
Cleveland	1-1-0	3.38	2	8.0	3	1-1-0	2.70	3	10.0	3
Detroit	0-0-0	11.57	1	4.2	6	0-0-0	9.53	2	5.2	6
Kansas City	1-0-0	5.73	3	11.0	7	1-0-0	4.85	5	13.0	7
Minnesota	0-0-0	0.00	1	1.0	0	0-0-0	0.00	3	4.0	0
New York	0-0-0	3.52	3	7.2	3	0-1-0	4.22	5	10.2	5
Oakland	1-0-1	3.05	6	20.2	7	2-2-1	2.25	11	32.0	8
Seattle	0-0-0	1.00	5	18.0	2	1-0-0	1.63	10	27.2	5
Tampa Bay	0-0-0	0.00	2	4.0	0	1-0-0	0.00	7	11.0	0
Texas	1-0-0	2.41	5	18.2	5	2-0-0	2.22	9	24.1	6
Toronto	0-2-0	3.77	3	14.1	6	0-2-0	3.77	3	14.1	6
Arizona	—	—	—	—	—	—	—	—	—	—
Atlanta	—	—	—	—	—	—	—	—	—	—
Chicago	—	—	—	—	—	—	—	—	—	—
Cincinnati	—	—	—	—	—	—	—	—	—	—
Colorado	—	—	—	—	—	0-0-0	0.00	1	2.0	0
Florida	—	—	—	—	—	—	—	—	—	—
Houston	—	—	—	—	—	—	—	—	—	—
Los Angeles	0-0-0	0.00	3	5.0	0	0-1-0	3.48	5	10.1	4
Milwaukee	—	—	—	—	—	0-0-0	0.00	1	1.0	0
Montreal	0-0-0	0.00	2	2.1	0	0-0-0	0.00	2	2.1	0
New York	0-0-0	5.40	1	3.1	2	0-0-0	5.40	1	3.1	2
Philadelphia	—	—	—	—	—	—	—	—	—	—
Pittsburgh	—	—	—	—	—	—	—	—	—	—
St. Louis	—	—	—	—	—	0-0-0	0.00	1	3.0	0
San Diego	—	—	—	—	—	0-0-0	0.00	1	1.0	0
San Francisco	—	—	—	—	—	—	—	—	—	—

	2003					Career				
	W-L-S	ERA	G	IP	ER	W-L-S	ERA	G	IP	ER
March	—	—	—	—	—	—	—	—	—	—
April	1-0-1	0.77	8	23.1	2	1-0-1	0.77	8	23.1	2
May	1-1-0	2.21	8	20.1	5	1-1-0	1.99	10	22.2	5
June	0-0-0	2.16	9	16.2	4	0-1-0	2.56	18	31.2	9
July	0-0-0	2.21	8	20.1	5	3-0-0	1.67	19	37.2	7
Aug.	2-3-0	5.05	6	35.2	20	2-5-0	4.67	13	44.1	23
Sept.	1-2-0	3.09	5	32.0	11	3-2-0	2.40	13	48.2	13
Oct.	—	—	—	—	—	—	—	—	—	—
Home	4-2-1	1.83	24	88.1	18	9-4-1	1.79	44	121.0	24
Road	1-4-0	4.35	20	60.0	29	1-5-0	3.61	37	87.1	35
Day	2-4-1	3.79	16	57.0	24	4-5-1	3.34	23	70.0	26
Night	3-2-0	2.27	28	91.1	23	6-4-0	2.15	58	138.1	33
Grass	5-5-1	2.90	40	138.1	45	10-9-1	2.67	73	192.0	57
Turf	0-1-0	1.83	4	10.0	2	0-1-0	1.10	8	16.1	2
Pre-ASG	2-1-1	1.74	29	67.1	13	3-2-1	1.79	44	90.1	18
Post-ASG	3-5-0	3.78	15	81.0	34	7-7-0	3.13	37	118.0	41
Starter	4-6-0	3.89	13	78.2	34	4-6-0	3.97	14	81.2	36
Reliever	1-0-1	1.68	31	69.2	13	6-3-1	1.63	67	126.2	23

Career Pitching at Major League Parks

	W-L-S	ERA	G	IP	ER
Edison Field	9-4-1	1.79	44	121	24
Fenway Park	0-1-0	9.00	2	1	1
Camden Yards	0-0-0	0.00	2	5.2	0
U.S. Cellular Field	0-1-0	3.68	2	7.1	3
Jacobs Field	0-1-0	3.86	1	7	3
Comerica Park	0-0-0	11.57	1	4.2	6
Kauffman Stadium	1-0-0	4.50	2	6	3
Metrodome	0-0-0	0.00	1	2	0
Yankee Stadium	0-0-0	13.50	1	1.1	2
Network Associates Col.	0-1-0	3.95	6	13.2	6
Safeco Field	0-0-0	2.84	3	6.1	2
Skydome	0-1-0	3.18	1	5.2	2
Tropicana Field	0-0-0	0.00	4	6.1	0
Ballpark in Arlington	0-0-0	5.14	4	7	4
Coors Field	0-0-0	0.00	1	2	0
Dodger Stadium	0-0-0	5.40	2	5	3
Miller Park	0-0-0	0.00	1	1	0
H. Bithorn Stadium	0-0-0	0.00	2	2.1	0
Busch Stadium	0-0-0	0.00	1	3	0

Division Series Totals

Year	Club, Opp.	W-L	ERA	G	GS	CG	SHO	SV	IP	H	R	ER	BB	SO
2002—	Ana., NYY	—	—	—	—	—	DNP	—	—	—	—	—	—	—

League Championship Series Totals

Year	Club, Opp.	W-L	ERA	G	GS	CG	SHO	SV	IP	H	R	ER	BB	SO
2002—	Ana., Min.	—	—	—	—	—	DNP	—	—	—	—	—	—	—

World Series Totals

Year	Club, Opp.	W-L	ERA	G	GS	CG	SHO	SV	IP	H	R	ER	BB	SO
2002—	Ana., SF	0-0	5.40	1	0	0	0	0	1.2	5	5	1	0	1

Major League Hitting Totals


AVG	AB	H	HR	RBI
—	—	—	—	—

Career Fielding

POS	PCT	G	PO	A	E	TC	DP
P	.947	81	21	33	3	57	1

Shields' Bests

Season	Game
Wins	5 — 2003 & 2002
ERA	2.20 — 2002
IP	148.1 — 2003
SO	111 — 2003
SV	1 — 2003
SO	9 — vs. Sea., 9-23-03
IP	8 — vs. Sea., 9-23-03 & vs. Oak., 9-17-03
Win Streak	3 — July 5-Aug. 2, 2002



Derrick Turnbow

Right-Handed Pitcher

54

Bats: Right Throws: Right Ht.: 6-3 Wt.: 210
Opening Day Age: 26 Born: Jan. 25, 1978
Birthplace: Union City, TN Resides: Scottsdale, AZ
Acquired: Selected in Rule V Major League Draft, Dec. 13, 1999
Signed Thru: 2004 Major League Service: 1 yr, 36 days

2003 Season:

- Began seventh professional season at double-A **Arkansas**. ...Was 1-0 with three saves and a 0.00 ERA (14 IP) in seven games with Travelers prior to recall by Angels. April 23...Walked five batters, struck out 19 and limited opponents to .087 average against (4/46)...Victory came April 7 vs. Wichita (2 IP, 1 H, 2 BB, 2 SO)...Appeared in two games with **Angels**, posting no record and 3.86 ERA (2.1 IP - 1 ER), prior to option to triple-A Salt Lake, April 28...Made first major league appearance April 23 vs. New York (1 IP, 2 H, 1 R, 1 ER, 1 BB, 2 SO) since Sept. 30, 2000 vs. Seattle...At **Salt Lake**, was 1-2 with two saves and a 5.73 ERA (55 IP, 68 H, 36 R, 35 ER, 24 BB, 63 SO) in 35 games...Lone win came in final appearance, Aug. 30 at Tacoma (2 IP, 1 H, 3 SO)...Opponents batted .300 against him (68/227)...Longest outing on season was four innings pitched, Aug. 26 vs. Edmonton...Recalled from triple-A Salt Lake, Sept. 1...Overall with **Angels**, was 2-0 with a 0.59 ERA (15.1 IP - 1 ER) in 11 games...Allowed seven hits, walked three and struck out 15 batters...Opponents hit .140 against him...Retired eight of 11 first batters faced...After recall, was 2-0 with a 0.00 ERA (13 IP, 4 H, 12 SO) in nine games...Posted first major league win, Sept. 16 vs. Oakland (1 IP, 1 H, 1 SO)...Second victory came in final appearance, Sept. 26 vs. Texas (2 IP, 3 SO)...Longest outing with Angels was two innings pitched (four times), while strikeout high was three (twice)...Named Angels' Player of the Month for Sept...Finished 2-0 with a 0.00 ERA in nine games (13 IP, 4 H, 12 SO)...One of 30 professional players invited to play for the 2003 USA Team this past off-season...Was not selected to team USA's final 24-player roster.

Major League Summary:

- In **2000**, began fourth professional season and first with **Anaheim** after being selected in Rule V Major League Draft, Dec. 13, 1999...Spent entire season with Angels, posting no record and 4.74 ERA (38 IP - 20 ER) in 24 appearances (one start)...Allowed 36 hits and 36 walks while striking out 25...Made major league debut, April 17 at Toronto (1 IP, 1 H, 1 SO)...Surrendered single to first batter faced (Marty Cordova)...First strikeout was Alex Gonzalez (swinging)...Pitched career-best four innings (3 H, 1 R, 1 ER, 1 HR, 3 BB, 1 SO, 1 HB, 1 BK), Aug. 19 at New York...Struck out career-high four batters twice (Aug. 30 vs. Toronto, July 2 vs. Oakland)...Made first major league start, Sept. 23, 2000 at Texas...Did not get decision but left contest with 7-0 lead (3.2 IP, 2 H, 4 BB, 1 SO, 1 WP)...Allowed just four earned runs in 18.1 innings (1.96 ERA) from July 30 to Sept. 23 (10 games, one start) to lower ERA from 5.50 to 3.68 before final appearance of season when he gave up season-high five runs in 1.1 innings...Angels were 4-20 in games he pitched...Posted 1.000 fielding percentage, collecting one assist.

Minor League Summary:

- In **2002**, began sixth professional season and third with Anaheim organization on minor league disabled list recovering from fractured right forearm sustained previous season...Placed on DL, April 4...Transferred to rehabilitation assignment at rookie **Mesa**, June 28...Made three starts for rookie club, posting 0-1 record and 4.50 ERA (8 IP - 4 ER)...Allowed five hits, walked three and struck out 12...Did not allow a hit in next start, July 4 (4 IP)...Initial start, June 28 (loss; 2 IP, 2 H, 3 R, 2 ER, 5 SO, 3 WP), was first as professional since April 19, 2001...Reinstated from disabled list and optioned to double-A **Arkansas**, July 18...Posted no record and 5.25 ERA (12 IP - 7 ER) in 13 relief appearances with Travelers...Allowed 16 hits, walked nine and struck out 14...Longest outing was one inning (11 times)...Struck out side, Aug. 26 vs. Lancaster...Went 4-0 with two saves and a 2.22 ERA (24.1 IP - 6 ER) in 16 relief outings with Scottsdale of the Arizona Fall League.
- In **2001**, began fifth professional season and second with Anaheim organization at double-A **Arkansas**, after spending 2000 campaign with Angels...Posted no record and 2.57 ERA (14 IP - 4 ER) in starts with Travelers...Allowed 12 hits and five walks while striking out 11...Suffered non-displaced fracture of ulna bone in right forearm, April 19, and was initially placed in brace. Injury occurred while pitching for Arkansas against Tulsa Drillers...Went five innings and allowed one run on three hits and one walk with three strikeouts before injuring arm on 59th pitch of game...Left game with score tied, 1-1, and Travelers went on to post 9-6 victory...Placed on disabled list, April 20...Underwent surgery, May 9 at Centinela Hospital in Inglewood, CA, at which time pins were inserted into right forearm...The surgery was performed by Dr. Robert Chandler...Underwent surgery to remove pins from forearm, Oct. 30, at Huntington Memorial Hospital in Pasadena, CA...This procedure was also performed by Dr. Chandler...Had pin permanently inserted into elbow, Jan. 22, 2001 to hold fracture site together...Is expected to make full recovery and be ready for spring training.
- In **1999**, spent season with Philadelphia's single-A affiliate at **Piedmont** of South Atlantic League, establishing several career bests...Went 12-8 with four complete games, one shutout and 3.35 ERA (161 IP - 60 ER) in 26 starts...Led club in wins, complete games (tied) and strikeouts (149)...Tied for first in South Atlantic League in complete games and led all Phillies' minor league pitchers in complete games (tied) and strikeouts...Named Phillies' Pitcher of Week on July 12...Went 2-0 with 0.75 ERA (12 IP - 1 ER) in two starts...Posted strikeout highs of 10 on May 14 vs. Augusta and Aug. 4 at Asheville, each coming in seven innings pitched.

- In 1998, went 2-6 with one complete game and 5.01 ERA (70 IP - 39 ER) in 13 starts at rookie-level **Martinsville**...Ranked tied for third in league in starts...Posted 1.50 ERA (12 IP - 2 ER) in two victories and 6.82 ERA (31.2 IP - 24 ER) in six defeats...Had three-game unbeaten streak, June 28 - July 9, going 2-0 with 1.58 ERA (17 IP - 3 ER)...Had strikeout highs of seven, July 15 vs Princeton and July 31 at Bluefield...Best outing of season came June 28 vs. Kingsport (Win; 7 IP, 3 H, 1 BB, 2 SO).
- In 1997, made professional debut with **Martinsville** of Appalachian League...Went 1-3 with 7.40 ERA (24.1 IP - 20 ER) in seven starts.

Personal/Misc.:

- Thomas Derrick Turnbow.
- Assisted Angels Community Relations with RBI League youth baseball clinics in 2000.
- Graduated Franklin H.S. (TN).
- Signed by Philadelphia scout Eli Grba.

Turnbow's Lifetime Pitching Record

Year	Club	W-L	ERA	G	GS	CG	GF	SHO	SV	IP	H	R	ER	HR	HBP	BB	IBB	SO	WP	BK	BA
1997	—Martinsville	1-3	7.40	7	7	0	0	0	0	24.1	34	29	20	5	3	16	1	7	5	0	.354
1998	—Martinsville	2-6	5.01	13	13	1	0	0	0	70	66	44	39	7	1	26	1	46	5	0	.249
1999	—Piedmont	12-8	3.35	26	26	4*	0	1	0	161	130	67	60	10	7	53	0	149	8	0	.221
2000	—Anaheim	0-0	4.74	24	1	0	16	0	0	38	36	21	20	7	2	36	0	25	3	1	.254
2001	—Arkansas	0-0	2.57	3	3	0	0	0	0	14	12	4	4	0	0	5	0	11	0	1	.240
2002	—Mesa	0-1	4.50	3	3	0	0	0	0	8	5	5	4	0	0	3	0	12	3	1	.161
	R. Cucamonga	0-0	5.25	13	0	0	4	0	0	12	16	11	7	1	0	9	0	14	2	1	.320
2003	—Arkansas	0-0	0.00	7	0	0	5	0	3	14	4	0	0	0	0	5	0	19	1	0	.087
	Salt Lake	1-2	5.73	35	0	0	15	0	2	55	68	36	35	5	1	24	0	63	7	0	.300
	Anaheim	2-0	0.59	11	0	0	7	0	0	15.1	7	1	1	0	0	3	0	15	0	0	.140
Major Totals		2-0	3.54	35	1	0	23	0	0	53.1	43	22	21	7	2	39	0	40	3	1	.224

Selected by Philadelphia Phillies organization in fifth round of 1997 free agent draft.

2003										Career											
W-L-S	ERA	G	IP	ER	W-L-S	ERA	G	IP	ER	W-L-S	ERA	G	IP	ER	W-L-S	ERA	G	IP	ER		
Anaheim	—	—	—	—	0-0-0	0.00	1	1	0	March	—	—	—	—	0-0-0	4.91	5	7.1	4		
Baltimore	—	—	—	—	0-0-0	0.00	1	1.1	0	April	0-0-0	3.86	2	2.1	1	0-0-0	0.00	2	1.1	0	
Boston	0-0-0	0.00	1	1.1	0	0-0-0	0.00	1	1.1	0	May	—	—	—	—	0-0-0	0.00	2	1.1	0	
Chicago	—	—	—	—	0-0-0	3.00	3	3	1	June	—	—	—	—	0-0-0	3.38	4	5.1	2		
Cleveland	—	—	—	—	0-0-0	0.00	1	.1	0	July	—	—	—	—	0-0-0	7.36	5	7.1	6		
Detroit	—	—	—	—	—	—	—	—	—	Aug.	—	—	—	—	0-0-0	2.70	4	10	3		
Kansas City	0-0-0	0.00	2	2	0	0-0-0	0.00	3	3	0	Sept.	2-0-0	0.00	9	13	0	2-0-0	2.45	15	22	6
Minnesota	0-0-0	0.00	1	1	0	0-0-0	1.69	4	5.1	1	Oct.	—	—	—	—	—	—	—	—	—	
New York	0-0-0	9.00	1	1	0-0-0	2.57	3	7	2	Home	2-0-0	0.96	7	9.1	1	2-0-0	5.63	17	24	15	
Oakland	1-0-0	0.00	4	6	0	1-0-0	3.97	7	11.1	5	Road	0-0-0	0.00	4	6	0	0-0-0	1.84	18	29.1	6
Seattle	—	—	—	—	0-0-0	20.25	3	2.2	6	Day	0-0-0	0.00	1	1	0	0-0-0	5.87	11	15.1	10	
Tampa Bay	—	—	—	—	0-0-0	81.00	1	.1	3	Night	2-0-0	0.63	10	14.1	1	2-0-0	2.61	24	38	11	
Texas	1-0-0	0.00	2	4	0	1-0-0	0.00	3	7.2	0	Grass	2-0-0	0.63	10	14.1	1	2-0-0	4.05	31	46.2	21
Toronto	—	—	—	—	0-0-0	2.16	3	8.1	2	Turf	0-0-0	0.00	1	1	0	0-0-0	0.00	4	6.2	0	
Arizona	—	—	—	—	—	—	—	—	—	Pre-ASG	0-0-0	3.86	2	2.1	1	0-0-0	4.765	13	17	9	
Atlanta	—	—	—	—	—	—	—	—	—	Post-ASG	2-0-0	0.00	9	13	0	2-0-0	2.97	22	36.1	12	
Chicago	—	—	—	—	—	—	—	—	—	Starter	—	—	—	—	0-0-0	0.00	1	3.2	0		
Cincinnati	—	—	—	—	—	—	—	—	—	Reliever	2-0-0	0.59	11	15.1	1	2-0-0	3.81	34	49.2	21	
Colorado	—	—	—	—	0-0-0	9.00	1	1	1												
Florida	—	—	—	—	—	—	—	—	—												
Houston	—	—	—	—	—	—	—	—	—												
Los Angeles	—	—	—	—	0-0-0	0.00	1	1	0												
Milwaukee	—	—	—	—	—	—	—	—	—												
Montreal	—	—	—	—	—	—	—	—	—												
New York	—	—	—	—	—	—	—	—	—												
Philadelphia	—	—	—	—	—	—	—	—	—												
Pittsburgh	—	—	—	—	—	—	—	—	—												
St. Louis	—	—	—	—	—	—	—	—	—												
San Diego	—	—	—	—	—	—	—	—	—												
San Francisco	—	—	—	—	—	—	—	—	—												

Career Pitching at Major League Parks

	W-L-S	ERA	G	IP	ER		W-L-S	ERA	G	IP	ER
Edison Field	0-0-0	5.63	17	24	15	Yankee Stadium	0-0-0	1.50	2	6	1
U.S. Cellular Field	0-0-0	4.50	2	2	1	Network Associates Col.	0-0-0	4.26	4	6.1	3
Jacobs Field	0-0-0	0.00	1	.1	0	Safeco Field	0-0-0	6.75	2	1.1	1
Kauffman Stadium	0-0-0	0.00	1	1	0	The Ballpark in Arlington	0-0-0	0.00	2	5.2	0
Metrodome	0-0-0	0.00	2	2	0	SkyDome	0-0-0	0.00	2	4.2	0

Career Fielding

POS	PCT	G	PO	A	E	TC	DP
P	1.000	35	3	2	0	5	1

Turnbow's Bests

Season		Game	
Wins	2 — 2003	SO	4 — vs. Tor., 8-30-00 & vs. Oak., 7-2-00
ERA	4.74 — 2000	IP	4 — at NYY, 8-19-00
IP	38 — 2000	Win Streak	2 — Sept. 16-26, 2003 (current)
SO	25 — 2000		



Jarrod Washburn 56

Left-Handed Pitcher

Bats: Left **Throws:** Left **HL:** 6-1 **Wt.:** 195
Opening Day Age: 29 **Born:** Aug. 13, 1974
Birthplace: La Crosse, WI **Resides:** Danbury, WI
Married: Kerrie Main, Oct. 24, 1998
Children: Jack, Owen
Acquired: Selected in 2nd round of June, 1995 free agent draft
Signed Thru: 2004 **Major League Service:** 4 yrs., 131 days

2003 Season:

- Spent ninth professional season with **Angels**, posting 10-15 record with two complete games and a 4.43 ERA (207.1 IP – 102 ER) in 32 starts...Suffered mild sprain of AC joint in left shoulder, March 3, after fall during pitching drills...Was limited to two spring training starts due to injury, finishing 0-0 with a 3.86 ERA (7 IP – 3 ER)...Led club in starters' ERA (20-or-more starts), innings pitched and home runs allowed...34 home runs ranked tied for fifth most in club history and tied for first in AL (Mike Maroth – Detroit & Ryan Franklin – Seattle)...111 career home runs allowed ranks eighth on Angels' All-Time list...Also ranked fifth among AL leaders in losses...Set career highs in losses, starts (tied in 2002), complete games, innings pitched, hits allowed (205), runs (106), earned runs, and home runs...Marked second time in career over 200 innings plateau (206 in 2002)...Started career game No. 100, April 15 at Texas (5-4 loss)...Angels were shutout in four of his starts and scored three runs-or-less in 16 of 32 starts...Posted 500th career strikeout, Aug. 23 at Detroit (Brandon Inge)...Complete games came May 6 vs. Cleveland (6-1 win; 9 IP, 6 H, 1 R, 1 ER, 1 HR, 2 BB, 1 IBB, 5 SO, 1 WP; 106 pitches – 70 strikes) and Aug. 18 at Chicago (4-2 loss; 8.1 IP, 4 H, 4 R, 4 ER, 2 HR, 1 HB, 2 SO)...Complete game four-hitter matched season low in hits allowed by an Angel in 2003 (John Lackey)...Allowed season high 11 hits twice...Walked three batters-or-less in every start...Strikeout high was seven (five times)...Lost four straight starts, June 9-26, equaling most in single season in career (Sept. 4-Oct. 2, 2001)...Strikeout high was longest by an Angel in 2003...Career longest losing streak is six, spanning two seasons (Sept. 4, 2001-April 13, 2002)...Longest win streak was two on three occasions...Pitched into seventh inning-or-later in 19 of 32 starts...Angels were 14-18 in games he pitched...Allowed career high 10 runs, July 23 at Texas, most by an Angels pitcher this season...Also allowed 2003 team (tied with Scot Shields) and career high four home runs, June 20 at Los Angeles...Bullpen allowed three of 16 inherited runners to score in his starts...Was 3-0 with a 1.44 ERA (25 IP – 4 ER) in three starts against Cleveland...Best month was May, posting 3-2 record and 1.98 ERA (36.1 IP – 8 ER) in five starts...In career, is 36-13 from May-July...Was 3-9 at home and 7-6 on road...Overall, is 22-23 at home and 34-18 on road...Finished 8-9 prior to All-Star break and 2-6 after...Opponents batted .256 against him...The most games started for the Angels in a career without throwing a shutout is Washburn's current total of 129...Every other pitcher who started at least 70 games for the Angels threw at least one shutout.

Best Career Winning Pct. in Angels History (min. 50 decisions)

Bert Blyleven	33-24 (.579)
Jarrod Washburn	56-41 (.639)
Frank Tanana	102-75 (.576)
Bruce Kison	29-22 (.569)
Ramon Ortiz	54-42 (.563)

Career Highlights:

- 56 career wins ranks 10th in Angels' history...In **2002**, posted 13 road wins, setting new club record, surpassing previous mark of 11, accomplished seven times (last time by Kirk McCaskill in 1986; 11-5)...Posted career-best 12 straight wins, April 19-July 21 (17 starts)...Was 12-0 with five no decisions in 17 starts during streak (110.2 IP - 35 ER, 2.85 ERA)...12-game win streak set single season club record (10 - Ken McBride; May 16-July 21, 1962, Bert Blyleven; May 29-Aug. 24, 1989 and Chuck Finley; July 1-Aug. 19, 1997)...Streak was longest by an Angel since Chuck Finley's club-record 14-straight wins spanning two seasons, July 1, 1997-May 2, 1998...Win streak was longest streak in AL and tied with Houston's Wade Miller for longest in majors in '02...In **2001**, led Angels starters in ERA (3.77)...Among AL leaders, ranked second in road ERA (3.02)...Posted eight-game win streak (5th longest in AL), May 13-July 24, 2001...Ramon Ortiz (13), Washburn (11) and Scott Schoeneweis (10) each posted wins in double digits, marking first time Angels' had three pitchers accomplish feat since 1997 (Chuck Finley, Jason Dickson & Allen Watson)...Angels' five starting pitchers of Ortiz, Pat Rapp, Schoeneweis, Ismael Valdes & Washburn each pitched over 150-or-more innings apiece...Marked first Angels quintet to accomplish feat in same season since 1989 (Jim Abbott, Bert Blyleven, Finley, Kirk McCaskill & Mike Witt)...Is 36-13 in career from May-July, including 13-5 career mark in June.

Longest Winning Streaks in Majors in 2002

Pitcher	Team	Wins	Dates
Jarrod Washburn	Angels	12	Apr. 19-July 21
Wade Miller	Astros	12	July 7-Sept. 21
Pedro Martinez	Red Sox	9	June 20-Aug. 10
Roy Oswalt	Astros	9	July 27-Sept. 8
Curt Schilling	Diamondbacks	9	Apr. 23-June 8
Barry Zito	A's	9	May 5-June 22

Major League Summary:

- In **2002**, enjoyed breakout season in 2002, posting career bests in wins (18), starts (32), ERA (3.15, 7th in AL) and strikeouts (139)... Was Angels' first 18-game winner since Jim Abbott (18), Chuck Finley (18) and Mark Langston (19) in 1991... 2.65 road ERA ranked third best in A.L.... Angels went 22-10 in his 32 starts and he was 7-3 with two no decisions after an Angels' loss... Lone complete game in '02 came July 27 at Seattle (8 IP) in 3-1 loss, snapping 12-game win streak... Struck out career-high 10 batters, June 22 at Milwaukee in 8-2 win... Pitched 19 consecutive scoreless innings, June 27-July 16, the longest stretch by an Angels' starter in '02... Made first Opening Day start of major league career, March 31 vs. Cleveland, throwing the first pitch of MLB's 2002 season... Involved in four 1-0 games in 2002 (3-0, 1 ND in Angels win)... .750 (18-6) winning percentage was 3rd best in AL and just shy of best pct. in single season club history (.773, Bert Blyleven; 17-5 in 1989)... Allowed three earned runs-or-less in 26 of 32 starts... Along with Barry Zito, was named to Baseball America's ML All-Star team as a starting pitcher.
- **2002 Post-Season:** Totaled five starts in post-season, going 1-2 with a 5.02 ERA (28.2 IP - 16 ER)... Final outing of '02 post-season came in Anaheim's 16-4 loss in Game 5 of World Series at Pacific Bell Park (Loss; 4 IP, 6 H, 6 R, 6 ER, 5 BB, 1 IBB, 1 SO)... His four walks in the first inning tied a WS record... Started Game 1 of World Series at Edison Field and suffered loss (5.2 IP, 6 H, 4 R, 4 ER, 3 HR, 2 BB, 5 SO)... Allowed three home runs (Bonds, Sanders & Snow) in a game for the second time of the post-season (also Game 1 of ALDS at NYY) after not allowing more than two HRs all regular season (32 starts)... Best outing of post-season came in Angels' 2-1 win, Oct. 11 at Edison Field in Game 3 of 2002 ALCS (7 IP, 6 H, 1 R, 1 ER, 7 SO; 106 pitches - 75 strikes)... Shutout Twins for sixth innings before yielding game-tying RBI double by Jacques Jones scoring Dustan Mohr with two out in seventh inning... Limited Twins to six hits and did not walk a batter... Left contest with score tied, 1-1... Angels took lead in eighth inning on leadoff home run by Troy Glaus off JC Romero... Defeated David Wells and New York, 9-5, Oct. 5 at Edison Field in Game 4 of the 2002 Division Series (5 IP, 6 H, 2 R, 1 ER, 1 BB, 2 SO, 1 HB; 94 pitches - 59 strikes)... Victory clinched ALDS for Anaheim, 3-1, and came on three days rest... With the win, Washburn snapped a streak 15 consecutive starts made by pitchers in the post-season on three days' rest... Allowed single runs in second and fifth (unearned) innings... Induced two double plays in game and six in 12 ALDS innings pitched (eight in 206 IP in 2002 regular season)... Left contest leading, 9-2... Four Angels relievers combined to pitch final four innings (6 H, 3 R, 3 ER, 1 HR, 3 BB, 5 SO, 1 WP)... Was not involved in decision in Angels' 8-5 loss, Oct. 1 at Yankee Stadium in Game 1 of the 2002 Division Series (7 IP, 6 H, 4 R, 4 ER, 3 HR, 2 BB, 2 SO; 81 pitches - 45 strikes)... Allowed one run in first inning, two runs in fourth frame and one run in fifth inning on home runs by Derek Jeter, Jason Giambi and Rondell White... Three home runs allowed matched career-high... Limited Yankees to six hits... Angels turned four double plays behind him in seven innings pitched... Left contest leading, 5-4... Yankees scored four two-out runs in eighth inning off three Angels relievers (1 IP, 2 H, 4 R, 4 ER, 1 HR, 3 BB), capped by Bernie Williams' three-run home run off Brendan Donnelly.
- In **2001**, completed sixth professional season in Angels' organization and first full season with major league club... Began season on 15-day disabled list... Placed on DL, March 27 (retroactive to March 23) due to strep throat, (also on DL to start 2000 campaign with strained right oblique muscle)... Made exhibition start April 3 at single-A Rancho Cucamonga against UC Riverside and one rehab assignment at triple-A Salt Lake (0-1, 5.87 ERA)... Recalled from rehabilitation and activated from disabled list, April 16... Marked fourth DL stint in career... Compiled 11-10 record with one complete game and 3.77 ERA (193.1 IP - 81 ER) in 30 starts with Angels... Allowed 196 hits (25 HR), walked 54 and struck out 126... Led club in ERA (starters) and tied for club lead in home runs allowed... Among AL leaders, ranked second in road ERA (3.02)... Posted career-best eight-game win streak, May 13-July 24, registering 2.64 ERA in those 14 outings (95.1 IP - 28 ER)... Eight-game win streak was tied for fifth longest in AL in 2001... Posted first career complete game, a 2-0 setback, May 8 at Chicago (8 IP, 3 H, 2 R, 2 ER, 1 HR, 3 BB, 1 IBB, 6 SO)... Held White Sox hitless for 6.1 innings, before Paul Konerko's seventh inning single... Allowed single runs in seventh and eighth (HR by Ray Durham) innings... Limited Chicago to three hits total... Threw 125 pitches (81 strikes)... Complete game came in 40th major league start... Posted 12 CGs in minor leagues... Three-hitter was low-hit game by Angels in 2001... Struck out season-high nine batters, May 13 at Detroit and July 2 at Oakland... Opened season 0-3, then lowered ERA from 7.56 to 3.77 over last 27 starts... Was 11-7 with 3.41 ERA in that span... Finished season with four-game losing streak (seven starts)... Finished first in AL with 12 pickoffs (11 as pickoff/caught stealing)... Batted .600 (3/5) with one run scored, a walk and two strikeouts... Posted 3-for-3 performance (1 R, 1 BB), July 7 at Colorado.
- In **2000**, began fifth professional season in Angels' organization on 15-day disabled list, March 29 (retroactive to March 25), with strained right oblique muscle... Made one rehabilitation start for single-A Lake Elsinore, April 7... Activated from DL and optioned to triple-A Edmonton, April 9... Recalled by Anaheim, May 10... Completed 7-2 record and 3.74 ERA (84.1 IP - 35 ER) in 14 starts with Angels... Longest outing was 8.1 innings (4 H, 1 R, 1 ER, 1 BB, 3 SO), June 21 vs. Kansas City in 3-1 win... Struck out season-high seven batters, May 6 at San Diego (6 IP)... Tied for club-high with six walks issued, June 15 at Tampa Bay... Also tied club high for home runs allowed in inning (3), July 16 at San Diego (4th)... Led Angels' starters in holding opponents to .215 batting average... Had longest consecutive scoreless innings streak by starter (11, May 24-June 4)... Was 4-0 with 2.48 ERA (29 IP - 8 ER) in last five starts... Placed on 15-day disabled list, July 23 (retroactive to July 22), with strained left biceps... Activated, Aug. 7, making one start vs. Boston (4-1 win) before being placed on 15-day DL, Aug. 8, with sore left shoulder... Marked third appearance on DL in 2000 and fourth of career... Hit .333 (1/3) with two RBI, one walk and two sacrifices... Collected first major league hit (single) and RBI (2), June 10 at Arizona... Run-scoring single to left field came off Omar Daal.
- In **1999**, began fourth professional season at triple-A Edmonton and was recalled by Anaheim, July 2 (made six relief appearances)... Optioned to triple-A, July 23, and recalled again, Aug. 16... Posted 4-5 record with 5.25 ERA (61.2 IP - 36 ER) in 16 appearances (10 starts)... Registered 61 hits (including six home runs), 36 runs, 26 walks and 39 strikeouts... As starter, was 4-5 with 4.94 ERA (54.2 IP - 30 ER) in 10 games... Pitched one third relief inning (1 BB), July 3 at Oakland, in season debut.
- In **1998**, began season at triple-A Vancouver... Was recalled by Angels three times (May 8, June 2 & Sept. 7) and optioned twice (May 9 & July 30)... Finished rookie season with 6-3 record and 4.62 ERA (74 IP - 38 ER) in 15 games (11 starts)... Posted 6-2 record and 4.21 ERA (68.1 IP - 32 ER) as starter and 0-1 mark and 9.53 ERA (5.2 IP - 6 ER) as reliever... Opened career 4-0, one victory shy of club record for consecutive wins to start career (5-0)... Record is shared by Terry Clark (1988) and Bo Belinsky (1962)... First victory came in major league debut, June 2 at Kansas City, defeating Chris Haney and Royals, 7-5... Allowed unearned run in second inning... Both hits allowed were doubles (Jermaine Dye and Shane Halter)... Game included 12 ejections, the result of five hit batters and two bench-clearing altercations... Made first career relief appearance, Sept. 13 at Baltimore (3.2 IP, 4 H, 4 R, 4 ER, 1 HR, 2 BB, 1 SO)... As batter, was 0-for-1 with two sacrifice hits and strikeout, June 28 at San Diego.

Minor League Summary:

- In 2000, made one rehabilitation start for single-A **Lake Elsinore**, April 7 (3 IP, 3 H, 2 R, 2 ER, 2 BB, 7 SO, 1 BK)...Activated from DL and optioned to triple-A **Edmonton**, April 9...Started five games for Trappers, posting 3-0 record and 3.52 ERA (30.2 IP - 12 ER) with 13 walks and 20 strikeouts...Won last three starts, allowing four earned runs in 20.1 innings (1.77 ERA)...Recalled by **Anaheim**, May 10.
- In 1999, began fourth professional season at triple-A **Edmonton**, compiling 1-5 record with one complete game and 4.73 ERA (59 IP - 31 ER) in 11 starts...Allowed 50 hits (including six home runs) and 17 walks while striking out 55...Made three starts for Trappers and went 0-2 (6.43 ERA, 14 IP, 15 H, 10 R, 10 ER, 6 BB, 11 SO) before being placed on disabled list with strained oblique muscle (April 26-June 17)...Pitched complete game for only win, Aug. 6 at Albuquerque (4-1 in 7 innings), allowing three hits and one walk with season-best 10 strikeouts.
- In 1998, shared time at triple-A **Vancouver** and double-A **Midland**...Was promoted three times to Anaheim (May 8, June 2 & Sept. 7)...At Vancouver, finished 4-5 with two complete games and 4.32 ERA (91.2 IP - 44 ER) in 14 starts...Complete games came May 22 vs. Calgary and Aug. 12 at Omaha (2nd game)...Strikeout high was nine, Aug. 5 vs. Oklahoma City...Walked eight batters, Sept. 1 at Calgary...Made one start at double-A Midland (May 28 at San Antonio), posting 0-1 record with 6.23 ERA (8.2 IP - 6 ER).
- In 1997, began season with **Midland** (double-A)...Was 15-12 with five complete games, one shutout and 4.80 ERA (189.1 IP - 101 ER) in 29 starts...Led Texas League in strikeouts (146), innings pitched, losses and HRs allowed (23)...Ranked second in wins and tied for second in complete games...Came within one out of no-hitter in 2-1 win over Wichita (8.2 IP, 1 H, 1 ER, 7 SO, 4 BB), June 26...Allowed bloop RBI single to Jeremy Giambi...Gave way to Nick Skuse who recorded final out...Struck out season-best 13 batters (8.0 IP), July 6 at Tulsa...Earned lone shutout and 11th win (9.0 IP, 6 H, 7 SO), July 23 vs. Shreveport...Promoted to **Vancouver**, Aug. 30...Received no decision in lone triple-A appearance (5.0 IP, 4 H, 2 ER, 2 BB, 6 SO, 2 WP, 1 E; 4-2 win), Aug. 31 at Colorado Springs.
- In 1996, split season between Vancouver, Midland (double-A) and Lake Elsinore (single-A)...Began with **Lake Elsinore**, registering 6-3 mark with three complete games and 3.30 ERA (92.2 IP - 34 ER) in 14 starts...Notched complete games in back-to-back starts, May 14 at San Jose & May 19 at Stockton...Other complete game came June 7 vs. Stockton in 3-1 win (9 IP, 6 H, 1 ER, 6 SO)...Transferred from Lake Elsinore to **Midland**, June 14...Was 5-6 with one complete game and 4.40 ERA (88 IP - 43 ER) in 13 starts for Angels...Tossed complete game three-hit, 2-1 win over Jackson, July 10 (1 ER, 1 BB, 4 SO)...Strikeout high was nine, July 3 vs. Wichita...Promoted to Canadians from Midland, July 19...Was assigned back to Midland, July 27...Overall in **Vancouver**, posted 0-2 mark with 10.80 ERA (8.1 IP - 10 ER) in two starts...Made triple-A debut, July 20 at Albuquerque...Picked up first loss in six innings of work (3-7 score; 6 H, 6 R, 2 ER, 3 SO)...Walked seven batters, tying club single game record for walks allowed.
- In 1995, began professional career at single-A **Boise**...Was 3-2 with 3.33 ERA (46 IP - 17 ER) and 54 strikeouts in eight starts...Among Northwest League starters, ranked second in strikeouts per nine innings (10.57), runners per nine innings (9.98) and third in average against (.208)...Promoted to **Cedar Rapids** (single-A), posting 0-1 mark with 3.44 ERA (18.1 IP - 7 ER) in three starts.

Personal/Misc.:

- Jarrod Michael Washburn.
- Assisted Angels Community Relations with RBI League youth baseball clinics.
- Received Dick Siebert Award for 2002 Upper Midwest Player of Year as voted by Twin Cities chapter of BBWAA.
- Graduated from Webster High School (WI)...Lettered in football, basketball, baseball and track.
- Attended University of Wisconsin-Oshkosh, majoring in elementary education.
- Member of 1994 NCAA Division III National Champion baseball squad...Named 1995 All-American second team.
- Signed by Angels' scout Ted Brzenk.

Washburn's Lifetime Pitching Record

Year	Club	W-L	ERA	G	GS	CG	GF	SHO	SV	IP	H	R	ER	HR	HBP	BB	IBB	SO	WP	BK	BA
1995	Boise	3-2	3.33	8	8	0	0	0	0	46	35	17	17	1	2	14	0	54	1	0	.208
	Cedar Rapids	0-1	3.44	3	3	0	0	0	0	18.1	17	7	7	1	3	7	0	20	1	0	.258
1996	Lake Elsinore	6-3	3.30	14	14	3	0	0	0	92.2	79	38	34	5	2	33	0	93	8	0	.229
	Midland	5-6	4.40	13	13	1	0	0	0	88	77	44	43	11	5	25	0	58	1	1	.235
	Vancouver	0-2	10.80	2	2	0	0	0	0	8.1	12	16	10	1	0	12	0	5	1	0	.333
1997	Midland	15-12*	4.80	29	29*	5	0	1*	0	189.1*	211	115	101	23*	9	65	0	146*	9	1	.288
	Vancouver	0-0	3.60	1	1	0	0	0	0	5	4	2	2	0	0	2	0	6	2	0	.211
1998	Vancouver	4-5	4.32	14	14	2	0	0	0	91.2	91	44	44	7	5	43	0	66	5	0	.261
	Midland	0-1	6.23	1	1	0	0	0	0	8.2	13	8	6	2	0	2	0	8	0	0	.351
	Anaheim	6-3	4.62	15	11	0	0	0	0	74	70	40	38	11	3	27	1	48	0	0	.248
1999	Edmonton	1-5	4.73	11	11	1	0	0	0	59	50	31	31	6	1	17	0	55	1	0	.226
	Anaheim	4-5	5.25	16	10	0	3	0	0	61.2	61	36	36	6	1	26	0	39	2	0	.261
2000	Lake Elsinore	0-0	6.00	1	1	0	0	0	0	3	3	2	2	0	0	2	0	7	0	1	.250
	Edmonton	3-0	3.52	5	5	0	0	0	0	30.2	35	13	12	2	0	13	0	20	3	0	.299
	Anaheim	7-2	3.74	14	14	0	0	0	0	84.1	64	38	35	16	1	37	0	49	1	0	.215
2001	Salt Lake	0-1	5.87	1	1	0	0	0	0	7.2	9	5	5	1	0	1	0	5	0	0	.300
	Anaheim	11-10	3.77	30	30	1	0	0	0	193.1	196	89	81	25	7	54	4	126	3	0	.263
2002	Anaheim	18-6	3.15	32	32	1	0	0	0	206	183	75	72	19	3	59	1	139	5	1	.235
	Anaheim	10-15	4.43	32	32	2	0	0	0	207.1	205	106	102	34*	11	54	4	118	4	1	.256
Major Totals		56-41	3.96	139	129	4	3	0	0	826.2	779	384	364	111	26	257	10	519	15	2	.248

Disabling Injuries:

- 2001 — Strep throat, disabled March 23-April 16.
- 2000 — Strained right oblique muscle, disabled March 29-April 9.
- Strained left bicep, disabled July 23-Aug. 17.
- Sore left shoulder, disabled Aug. 8-remainder of season.

	2003					Career						2003					Career				
	W-L-S	ERA	G	IP	ER	W-L-S	ERA	G	IP	ER		W-L-S	ERA	G	IP	ER	W-L-S	ERA	G	IP	ER
Anaheim											March					0-1-0	9.00	1	5	5	
Baltimore	0-0-0	7.50	1	6	5	3-2-0	4.11	6	35	16	April	2-3-0	4.29	6	42	20	4-7-0	4.96	13	81.2	45
Boston	1-1-0	3.86	2	14	6	2-2-0	3.86	5	30.1	13	May	3-2-0	1.98	5	36.1	8	10-4-0	2.79	21	142	44
Chicago	0-1-0	3.00	2	15	5	3-4-0	4.31	9	54.1	26	June	1-4-0	6.83	5	29	22	13-5-0	4.12	26	166	76
Cleveland	3-0-0	1.44	3	25	4	5-3-0	3.84	10	65.2	28	July	2-1-0	6.08	6	37	25	13-4-0	4.06	30	157.1	71
Detroit	0-0-0	7.50	1	6	5	2-1-0	3.54	5	28	11	Aug.	2-2-0	3.29	6	41	15	8-8-0	3.73	22	135	56
Kansas City	1-1-0	2.63	2	13.2	4	5-2-0	2.56	9	59.2	17	Sept.	0-3-0	4.41	4	22	12	7-11-0	4.32	24	127	61
Minnesota	1-0-0	1.29	1	7	1	4-2-0	3.36	9	59	22	Oct.					1-1-0	4.26	2	12.2	6	
New York						2-1-0	2.93	4	27.2	9	Home	3-9-0	4.47	16	102.2	51	22-23-0	4.54	69	400.2	202
Oakland	0-2-0	3.98	5	31.2	14	5-8-0	3.73	19	113.1	47	Road	7-6-0	4.39	16	104.2	51	34-18-0	3.42	70	426	162
Seattle	1-2-0	5.24	4	22.1	13	6-6-0	4.72	18	95.1	50	Day	2-3-0	5.19	8	50.1	29	15-9-0	3.98	36	215	95
Tampa Bay	1-1-0	1.88	2	14.1	3	6-1-0	3.00	9	60	20	Night	8-12-0	4.18	24	157	73	41-32-0	3.96	103	611.2	269
Texas	1-2-0	10.59	3	17	20	6-3-0	4.83	12	69	37	Grass	8-15-0	4.67	30	194.2	101	47-40-0	4.15	127	749	345
Toronto	0-2-0	4.76	2	11.1	6	1-3-0	4.13	4	24	11	Turf	2-0-0	0.71	2	12.2	1	9-1-0	2.20	12	77.2	19
Arizona						1-0-0	3.00	2	12	4	Pre-ASG	8-9-0	4.22	19	128	60	33-18-0	3.74	73	457.2	190
Atlanta											Post-ASG	2-0-0	4.76	13	79.1	42	23-23-0	4.24	66	369	174
Chicago											Starter	10-15-0	4.43	32	207.1	102	56-40-0	3.89	129	814	352
Cincinnati											Reliever					0-1-0	8.53	10	12.2	12	
Colorado						1-0-0	3.46	3	13	5											
Florida																					
Houston																					
Los Angeles	0-1-0	9.00	1	5	5	0-1-0	6.56	7	35.2	26											
Milwaukee						1-0-0	3.00	1	6	2											
Montreal	1-0-0	1.50	1	6	1	1-0-0	1.50	1	6	1											
New York	0-1-0	11.81	1	5.1	7	0-1-0	11.81	1	5.1	7											
Philadelphia	0-1-0	3.52	1	7.2	3	0-1-0	3.52	1	7.2	3											
Pittsburgh						1-0-0	4.26	1	6.1	3											
St. Louis																					
San Diego						1-0-0	4.05	3	13.1	6											
San Francisco																					

Career Pitching at Major League Parks

	W-L-S	ERA	G	IP	ER	W-L-S	ERA	G	IP	ER	
Edison Field	22-23-0	4.54	69	400.2	202	Saleco Field	3-3-0	3.38	7	48	18
Camden Yards	1-1-0	5.74	3	15.2	10	Tropicana Field	4-0-0	1.97	5	32	7
Fenway Park	1-1-0	3.50	3	18	7	Ballpark in Arlington	2-2-0	7.03	5	24.1	19
U. S. Cellular Field	2-3-0	3.55	5	33	13	Skydome	1-1-0	3.55	2	12.2	5
Jacobs Field	4-1-0	2.84	6	38	12	Bank One Ballpark	1-0-0	1.29	1	7	1
Comerica Park	2-0-0	4.00	3	18	8	Coors Field	1-0-0	2.70	2	6.2	2
Kauffman Stadium	3-0-0	1.72	5	31.1	6	H. Bithorn Stadium	1-0-0	1.50	1	6	1
Metrodome	3-0-0	2.00	4	27	6	Dodger Stadium	0-1-0	6.46	3	15.1	11
Yankee Stadium	0-1-0	3.86	1	7	3	Miller Park	1-0-0	3.00	1	6	2
Network Associates Col.	3-4-0	3.36	11	67	25	Qualcomm Stadium	1-0-0	4.15	2	13	6

Division Series Totals

Year	Club, Opp.	W-L	ERA	G	GS	CG	SHO	SV	IP	H	R	ER	BB	SO
2002	Ana., NYN	1-0	3.75	2	2	0	0	0	12	12	6	5	3	4

League Championship Series Totals

Year	Club, Opp.	W-L	ERA	G	GS	CG	SHO	SV	IP	H	R	ER	BB	SO
2002	Ana., Min.	0-0	1.29	1	1	0	0	0	7	6	1	1	0	7

World Series Totals

Year	Club, Opp.	W-L	ERA	G	GS	CG	SHO	SV	IP	H	R	ER	BB	SO
2002	Ana., SF	0-2	9.31	2	2	0	0	0	9.2	12	10	10	7	6

Major League Hitting Totals

AVG	AB	H	HR	RBI
.316	19	6	0	2

Career Fielding

POS	PCT	G	PO	A	E	TC	DP
P	.965	139	25	85	4	114	6

Washburn's Bests

Season	Wins	SO	Game
18 — 2002	10 —	three times, last, at Det., 8-29-96	
3.15 — 2002	9 —	vs. Cle., 5-6-03	
207.1 — 2003	3 —	at CWS, 5-8-01 (8 IP)	
139 — 2002	12 —	April 19-July 21, 2002	



Ben Weber

Right-Handed Pitcher

77

Bats: Right **Throws:** Right **Ht.:** 6-4 **WL:** 205
Opening Day Age: 34 **Born:** Nov. 17, 1969
Birthplace: Port Arthur, TX **Resides:** Beaumont, TX
Married: Marisa Bufalino, Jan. 28, 1995
Children: Chloe, Alexis & Jack (triplets)
Acquired: Claimed off waivers from San Francisco, Aug. 30, 2000
Signed Thru: 2004 **Major League Service:** 3 yrs., 47 days

2003 Season:

- Spent 13th professional season with Angels, third full season in Anaheim...Posted 5-1 record with a 2.69 ERA (80.1 IP - 24 ER) in 62 games...Allowed 84 hits, walked 22 and struck out 46...Is 19-6 in major league career...62 games and 2.69 ERA ranked second on club to Brendan Donnelly (63 & 1.58, respectively)...Set career highs in innings pitched, hits allowed, runs (25), earned runs, home runs (7) and strikeouts...Finished 1-0 with a 0.55 ERA (16.1 IP - 1 ER) in 12 March/April appearances...ERA was 1.80 in Aug. and 1.08 in Sept...Allowed four earned runs in last 25.1 innings (1.42 ERA) in 18 games (16 SO)...Longest outing was 2.2 innings pitched, April 12 vs. Oakland...Allowed an earned run in 14 of 62 games...Walked more than one batter in an outing twice...Strikeout high was three on three occasions...Was 5-0 with a 2.28 ERA (43.1 IP - 11 ER) in 32 games at home and 0-1 with a 3.16 ERA (37 IP - 13 ER) in 30 road contests...ERA was 2.66 before All-Star break and 2.73 after...Allowed 11 of 50 inherited runners to score and retired 43 of 62 first batters faced...Allowed Angels' season-high six hits in an inning, May 3 at Toronto...Did not record save after posting seven in 2002...Posted 0.00 ERA against seven opponents...ERA was above 4.00 against three foes (Tampa Bay, Texas & Toronto)...Opponents batted .275 against him...Tossed 15.2 consecutive scoreless innings in April, before allowing five earned runs in .1 IP, May 3 at Toronto...Allowed grand slam to Vernon Wells.

Career Highlights:

- Career 2.80 ERA is eighth-best in club history...In 2001, led Angels' bullpen by stranding 28 of 35 inherited runners (80%) and limited left-handers to .210 average against (22/105)...Suffered strained ligaments and a fractured talus bone in his right ankle while fielding a ball during eighth inning of Sept. 10, 2001 contest vs. Seattle Mariners at Edison Field (missed remainder of '01 season)...At time of injury, was leading AL rookie pitchers with 56 games pitched...Became father of triplets (Chloe, Alexis and Jack) in 2001 off-season...In 2002, he and Dennis Cook were believed to be the first pair of teammates that were each fathers to triplets.

Major League Summary:

- In 2002, completed second full major league campaign with Angels...Posted seventh win (7-2) of season, Sept. 18 at Oakland (1 IP) and finished '02 winning six straight decisions (May 22-Sept. 25), equaling club record by reliever (Stewart Cliburn, July 4-Sept. 22, 1985)...Angels were 46-17 in games he pitched...2.54 ERA ranked 8th best among AL relievers...Led staff with 63 appearances and ranked tied for seventh among AL relievers with 78 IP...Allowed three earned runs in last 18.2 innings (1.45 ERA)...Recorded seventh save (11th chance) of season, Sept. 8 at Baltimore (2.1 IP, 1 H, 1 BB)...Struck out career-best four batters, May 18 at Chicago (also April 27, 2002 vs. Tor)...Served as closer during Percival's stint on DL (July 15-27) and earned save in four of five outings in that span...Earned first ML save, June 30 vs. Los Angeles (3 IP, 2 SO).
- 2002 Post-Season: Four of nine post-season outings came in Fall Classic...Allowed five earned runs in 1.1 IP in Game 5 of WS...Worked scoreless sixth inning in Game 4 of WS (1 H, 1 BB)...Allowed two earned runs in .2 IP of work (4 H, 1 SO) in Game 2 of World Series...Worked 1.2 scoreless innings in with two K's in Game 1 of World Series...Appeared in three games of ALCS (2.2 IP, 1 ER)...Pitched in two games of Division Series vs. New York...Pitched one-third of an inning in Game 2, sustaining sprained right index finger attempting to bare hand ground ball...Suffered loss in Game 1 of series (.2 IP, 2 R, 2 ER, 2 BB).
- In 2001, completed 11th professional season and first full season in majors, qualifying as a rookie...Made Angels' 25-man roster out of spring training and posted 6-2 mark with 3.42 ERA (68.1 IP - 26 ER) in 56 relief outings...Tossed season-best three innings, May 10 at Chicago, May 31 vs. Minnesota and July 25 vs. Tampa Bay...Began campaign with 1.00 ERA in 10 outings in April (9 IP - 1 ER), without allowing a run in final eight outings of month...Went 3-0 with 2.76 ERA (16.1 IP - 5 ER) in May...Recorded second win of major league career (first in 2001), May 4 vs. Detroit (.1 IP)...Allowed three runs in 1.1 innings pitched, May 18 vs. Cleveland, after having allowed just three earned runs (all solo HR) in previous 26.1 innings (1.03 ERA), dating back to 2000...Did not allow a run in a stretch of nine outings, June 10 - 16 (9 IP)...Went 3-0 with 1.35 ERA (13.1 IP - 2 ER) in July...Earned fifth win in relief in first game of doubleheader, July 22 at Baltimore, after entering contest in fifth inning with bases loaded and no outs (stranded all three)...Led Angels bullpen stranding 28 of 35 inherited runners (80%) despite retiring just 32 of 56 first batters faced...Underwent a CT Scan and MRI on his right ankle, Sept. 12 at the Kerlan-Jobe Clinic in Los Angeles, and was examined by team Medical Director Dr. Lewis Yocum with results revealing he sustained strained ligaments and a fractured talus bone in his right ankle...Suffered injury fielding a ball hit by Carlos Guillen during eighth inning of Sept. 10 contest vs. Seattle Mariners at Edison Field...Was placed in a cast and missed remainder of season...Underwent arthroscopic surgery, Nov. 19, to remove a loose fragment from right ankle...Surgery was performed by Dr. Dave Teuscher in Beaumont, TX...At time of injury, was leading AL rookie pitchers with 56 games pitched.

- In **2000**, concluded 10th professional season and first with **Anaheim** after being claimed off waivers from San Francisco, Aug. 30... Was 1-0 with 1.84 ERA (14.2 IP - 3 ER) in 10 relief appearances with Angels... Allowed 12 hits and two walks while striking out eight... Began season with **San Francisco**, going 0-1 with 14.63 ERA (8 IP - 13 ER), walking four and striking out six in nine relief appearances... Recorded two blown saves in two opportunities... Made major league debut, April 3 at Florida (2 IP, 3 H, 1 R, 1 ER, 2 SO)... Lone decision came April 12 vs. Los Angeles (0+ IP, 3 H, 3 R, 3 ER)... Optioned to triple-A Fresno, April 14, and recalled to Giants, May 17... After three appearances, optioned back to Fresno, May 24... In two triple-A stints, posted 4-8 record with seven saves and 2.42 ERA (78 IP - 21 ER) in 38 games (three starts)... Longest outing at Fresno was 4.1 innings, Aug. 15 vs. Omaha (Win, 3 H, 1 R, 1 ER, 4 SO)... Struck out season-high five batters twice (July 23 at Calgary, Aug. 25 vs. Tacoma)... Optioned to triple-A **Edmonton** after claimed off waivers by Angels, Aug. 30... Had contract transferred to double-A Erie, Sept. 1... Made two relief appearances for SeaWolves, going 0-1 with 16.20 ERA (1.2 IP - 3 ER)... Took loss in first outing, Sept. 2 vs. Reading... Recalled by **Anaheim**, Sept. 5... Made Angels' debut, Sept. 5 at Detroit, setting career-highs in strikeouts (3) and equalling career high in innings (2.1)... Also pitched 2.1 innings as Giant, April 13 vs. Los Angeles... Earned first major league win in relief, Sept. 22 at Texas, (1.2 IP, 2 H, 2 BB, 1 1BB)... Did not allow earned run in final 11.1 innings of relief with Anaheim... Only earned runs allowed with Angels came in second appearance (1+ IP, 4 H, 4 R, 3 ER)... Combined in 2000, posted 1-1 record with 6.35 ERA (22.2 IP - 16 ER) in 19 major league relief appearances.
- In **1998**, went 12-7 with seven saves and 3.78 ERA in 56 games in second season with Taipei of Taiwanese League.
- In **1997**, began first season with Taipei of Taiwanese League, posting 7-3 record with five saves and 2.73 ERA in 40 games.

Minor League Summary:

- In **1999**, spent ninth professional season and first with San Francisco at triple-A **Fresno**, posting 2-4 record with eight saves and 3.34 ERA (86.1 IP - 32 ER) in 51 relief appearances (second-most on club)... Manager was current Angels' third base coach Ron Roenicke.
- In **1996**, played for **Salinas** club in independent Western League after being released by Toronto... Compiled 12-6 record with two complete games and 3.46 ERA (148.1 IP - 57 ER) in 22 games (22 starts)... Ranked among league leaders in innings (1st), wins (Tied 1st), ERA (6th) and games started (Tied 1st).
- In **1995**, began fifth professional season in Toronto organization at triple-A **Syracuse**... Posted 4-5 record with one save and 5.40 ERA in 25 games (15 starts)... Transferred to double-A **Knoxville**, June 13... Recorded 4-1 mark with 3.91 ERA (25.1 IP - 11 ER) in 12 games (one start).
- In **1994**, began fourth professional season at single-A **Dunedin**, posting 3-2 record with three saves and 2.73 ERA (26.1 IP - 3 ER) in 18 relief appearances... Promoted to double-A, May 18, and compiled 4-3 record with 3.76 ERA (95.2 IP - 40 ER) in 25 games (10 starts).
- In **1993**, spent entire season at single-A **Dunedin**... Went 8-3 with career-high 12 saves and 2.92 ERA (83.1 IP - 27 ER) in 55 games... Ranked among Florida State League leaders in games finished (3rd with 36) and games (5th).
- In **1992**, spent second professional season at single-A **Myrtle Beach**, posting 4-7 record with six saves and 1.64 ERA (98.2 IP - 18 ER) in 41 games (one start).
- In **1991**, began professional career in Toronto organization at single-A **St. Catharines**... Compiled 6-3 record with one complete game and 3.24 ERA (97.1 IP - 35 ER) in 16 games (14 starts).

Personal/Misc.:

- Ben Edward Weber (WEBB-er).
- Assisted Angels' Community Relations with Angels Wives Hospital Visits at UCI Medical Center, Angels' Community Library Visits and youth baseball clinics.
- Played at University of Houston for three years (1988-91).
- Graduated from Port Naches/Groves HS in Port Naches, TX in 1988.
- Signed by Blue Jays' scout Jim Hughes.

Weber's Lifetime Pitching Record

Year	Club	W-L	ERA	G	GS	CG	GF	SHO	SV	IP	H	R	ER	HR	HBP	BB	IBB	SO	WP	BK	BA
1991	—St. Catharines	6-3	3.24	16	14	1	2	0	0	97.1	105	43	35	3	4	24	2	60	7	2	.275
1992	—Myrtle Beach	4-7	1.64	41	1	0	23	0	6	98.2	83	27	18	1	7	29	3	65	7	0	.227
1993	—Dunedin	8-3	2.92	55	0	0	36	0	12	83.1	87	36	27	4	7	25	5	45	7	1	.278
1994	—Dunedin	3-2	2.73	18	0	0	14	0	3	26.1	25	8	8	1	1	5	3	19	1	0	.255
	—Knoxville	4-3	3.76	25	10	0	6	0	0	95.2	103	49	40	8	2	16	0	55	4	0	.272
1995	—Syracuse	4-5	5.40	25	15	0	3	0	1	91.2	111	62	55	10	3	27	1	38	5	0	.300
	—Knoxville	4-1	3.91	12	1	0	6	0	0	25.1	26	12	11	3	0	6	0	16	0	0	.268
1996	—Salinas	★12-6	3.46	22	22	★2	0	0	0	148.1	★138	68	57	11	8	42	1	102	15	0	.248
1997	—Taipei	7-3	2.73	40	-	-	-	-	-	99	85	-	-	-	-	33	-	78	-	-	-
1998	—Taipei	12-7	3.01	56	-	-	-	-	7	144	122	-	-	-	-	52	-	122	-	-	-
1999	—Fresno	2-4	3.34	51	0	0	19	0	8	86.1	78	34	32	6	5	28	2	67	9	0	.245
2000	—Fresno	4-8	2.42	38	3	0	26	0	7	78	72	31	21	7	0	20	0	66	6	2	.245
	—San Francisco	0-1	14.63	9	0	0	2	0	0	8	16	13	13	0	0	4	0	6	1	0	.400
	—Erie	0-1	16.20	2	0	0	0	0	0	1.2	3	5	3	1	0	2	0	2	0	0	.333
	—Anaheim	1-0	1.84	10	0	0	1	0	0	14.2	12	6	3	0	0	2	1	8	1	0	.214
2001	—Anaheim	6-2	3.42	56	0	0	19	0	0	68.1	66	28	26	4	5	31	8	40	0	1	.251
2002	—Anaheim	7-2	2.54	63	0	0	16	0	7	78	70	25	22	4	3	22	3	43	2	0	.221
2003	—Anaheim	5-1	2.69	62	0	0	20	0	0	80.1	84	26	24	7	0	22	7	46	4	0	.275
Anaheim Totals		19-5	2.80	191	0	0	56	0	7	241.1	232	85	75	15	8	77	19	137	7	1	.256
Majors Totals		19-6	3.18	200	0	0	58	0	7	249.1	248	98	88	15	8	81	19	143	8	1	.262

Selected by Toronto Blue Jays organization in 20th round of June, 1991 free agent draft.

Released by Toronto Blue Jays, March 24, 1996.

Signed by Independent Salinas (Western League), May 1996.

Signed by Taipei (Taiwanese League), Sept. 1996.

Signed by San Francisco Giants, Oct. 30, 1998.

2003										Career					2003										Career				
W-L-S	ERA	G	IP	ER	W-L-S	ERA	G	IP	ER	W-L-S	ERA	G	IP	ER	W-L-S	ERA	G	IP	ER	W-L-S	ERA	G	IP	ER					
Anaheim	0-0-0	1.29	5	7	1	3-0-1	2.41	13	18.2	5	March	0-0-0	9.00	1	1	0-0-0	9.00	1	1	1	1	1	1	1	1				
Baltimore	0-0-0	0.00	4	5.1	0	0-1-0	3.86	9	11.2	5	April	1-0-0	0.00	11	15.1	0	2-2-0	3.59	35	42.2	17	17	17	17	17				
Boston	0-0-0	0.00	4	5.1	0	0-1-0	3.86	9	11.2	5	May	0-0-0	5.06	10	10.2	6	4-1-0	3.69	33	39	16	16	16	16	16				
Chicago	1-0-0	0.00	2	2.1	0	1-0-0	3.97	7	11.1	5	June	1-0-0	4.20	13	15	7	3-1-1	3.83	37	44.2	19	19	19	19	19				
Cleveland	0-1-0	3.86	2	2.1	1	1-1-0	3.38	9	10.2	4	July	0-0-0	3.60	10	15	6	3-0-4	2.25	26	36	9	9	9	9	9				
Detroit	0-0-0	2.25	3	4	1	1-1-0	3.38	9	10.2	4	Aug.	2-1-0	1.80	11	15	3	3-2-1	3.43	34	42	16	16	16	16	16				
Kansas City	1-0-0	2.08	3	4.1	1	2-0-0	1.42	10	12.2	2	Sept.	1-0-0	1.08	6	8.1	1	4-0-1	2.13	33	42.1	10	10	10	10	10				
Minnesota	1-0-0	2.70	3	3.1	1	2-0-1	1.20	11	15	2	Oct.	—	—	—	—	0-0-0	0.00	1	1.2	0	0	0	0	0					
New York	0-0-0	0.00	4	7.1	0	1-0-0	0.53	11	17	1	Home	5-0-0	2.28	32	43.1	11	12-4-5	3.82	101	127.1	54	54	54	54	54				
Oakland	1-0-0	2.00	6	9	2	2-0-1	3.10	17	20.1	7	Road	0-1-0	3.16	30	37	13	7-2-2	2.51	99	122	34	34	34	34	34				
Seattle	0-0-0	3.86	8	9.1	4	0-1-2	3.74	20	21.2	9	Day	0-1-0	3.98	16	20.1	9	2-2-3	2.62	54	65.1	19	19	19	19	19				
Tampa Bay	0-0-0	6.75	3	2.2	2	1-0-1	2.57	12	14	4	Night	5-0-0	2.25	46	60	15	17-4-4	3.38	146	184	69	69	69	69	69				
Texas	0-0-0	5.19	7	8.2	5	2-0-0	3.58	29	32.2	13	Grass	5-1-0	1.92	56	75	16	18-6-6	3.03	182	231.1	78	78	78	78	78				
Toronto	0-0-0	8.44	4	5.1	5	0-0-0	5.68	11	12.2	8	Turf	0-0-0	13.50	6	5.1	8	1-0-1	5.00	18	18	10	10	10	10	10				
Arizona	—	—	—	—	—	0-0-0	9.00	3	1	1	Pre-ASG	2-0-0	2.66	39	47.1	14	9-4-1	3.59	112	135.1	54	54	54	54	54				
Atlanta	—	—	—	—	—	0-0-0	0.00	1	2	0	Post-ASG	3-1-0	2.73	23	33	10	10-2-6	2.68	88	114	34	34	34	34	34				
Chicago	—	—	—	—	—	0-0-0	6.75	1	1.1	1	Starter	—	—	—	—	—	—	—	—	—	—	—	—	—	—				
Cincinnati	—	—	—	—	—	0-0-0	6.75	1	1.1	1	Reliever	5-1-0	2.69	62	80.1	24	19-6-7	3.18	200	249.1	88	88	88	88	88				
Colorado	—	—	—	—	—	—	—	—	—	—																			
Florida	0-0-0	0.00	2	2	0	0-0-0	5.79	4	4.2	3																			
Houston	—	—	—	—	—	—	—	—	—	—																			
Los Angeles	0-0-0	0.00	2	2	0	0-2-1	5.14	10	14	8																			
Milwaukee	—	—	—	—	—	0-0-0	10.80	3	3.1	4																			
Montreal	0-0-0	3.38	2	2.2	1	0-0-0	3.38	2	2.2	1																			
New York	0-0-0	0.00	1	1.2	0	0-0-0	0.00	1	1.2	0																			
Philadelphia	1-0-0	0.00	1	1	0	1-0-0	0.00	1	1	0																			
Pittsburgh	—	—	—	—	—	1-0-0	2.45	2	3.2	1																			
St. Louis	—	—	—	—	—	0-0-0	0.00	1	1	0																			
San Diego	—	—	—	—	—	1-0-0	0.00	2	3	0																			
San Francisco	—	—	—	—	—	0-0-0	0.00	1	1	0																			

Career Pitching at Major League Parks

	W-L-S	ERA	G	IP	ER		W-L-S	ERA	G	IP	ER
Edison Field	12-3-5	3.38	99	125	47	Tropicana Field	1-0-0	4.76	6	5.2	3
Camden Yards	2-0-1	0.73	7	12.1	1	Ballpark in Arlington	2-0-0	4.15	14	17.1	8
Fenway Park	0-0-0	1.93	4	4.2	1	Skydome	0-0-0	15.00	4	3	5
U.S. Cellular Field	0-0-0	4.50	4	6	3	Turner Field	0-0-0	0.00	3	2	0
Jacobs Field	0-1-0	2.08	4	4.1	1	Pro Player Stadium	0-0-0	5.79	4	4.2	3
Comerica Park	0-0-0	1.23	5	7.1	1	Dodger Stadium	0-1-0	1.80	4	5	1
Kauffman Stadium	0-0-0	1.59	5	5.2	1	County Stadium	0-0-0	27.00	2	1	3
Metrodome	0-0-1	1.35	6	6.2	1	Miller Park	0-0-0	3.86	1	2.1	1
Yankee Stadium	1-0-0	0.00	4	7	0	H. Bithorn Stadium	0-0-0	3.38	2	2.2	1
Network Associates Col.	1-0-0	0.00	8	9.2	0	Busch Stadium	0-0-0	0.00	1	1	0
Safeco Field	0-0-0	0.00	10	12.2	0	Pacific Bell Park	0-1-0	18.90	3	3.1	7

Division Series Totals

Year	Club, Opp.	W-L	ERA	G	GS	CG	SHO	SV	IP	H	R	ER	BB	SO
2002	Ana., NYY	0-1	18.00	2	1	0	0	0	1	2	2	2	2	0

League Championship Series Totals

Year	Club, Opp.	W-L	ERA	G	GS	CG	SHO	SV	IP	H	R	ER	BB	SO
2002	Ana., Min.	0-0	3.38	3	0	0	0	0	2.2	3	1	1	0	3

World Series Totals

Year	Club, Opp.	W-L	ERA	G	GS	CG	SHO	SV	IP	H	R	ER	BB	SO
2002	Ana., SF	0-0	13.50	4	0	0	0	0	4.2	10	7	7	2	5

Major League Hitting Totals

AVG	AB	H	HR	RBI
—	—	—	—	—

Career Fielding

PDS	PCT	G	PO	A	E	TC	DP
P	.937	200	12	47	4	63	3

Weber's Bests

	Season		Game
Wins	7 — 2002	SO	4 — at Chi., 5-18-02 & vs. Tex., 4-17-02
ERA	2.54 — 2002	IP	3 — 4 times; last time, vs. LA, 6-30-02
IP	80.1 — 2003	Win Streak	8 — May 22, 2002 – Aug. 6, 2003
SO	46 — 2003		
SV	7 — 2002		



Barry Wesson

Outfielder

64

Bats: Right Throws: Right Ht.: 6-2 Wt.: 212
 Opening Day Age: 26 Born: April 6, 1977
 Birthplace: Tupelo, MS Resides: Brandon, MS
 Married: Stacy Fitzsimmons, Jan. 12, 2002
 Acquired: Claimed off waivers from Houston Astros, Sept. 3, 2002
 Signed Thru: 2004 Major League Service: 50 days

2003 Season:

- Posted first Major League home run (off John Thomson) on final game of 2003 season with **Angels**... Also tallied first ML stolen base in the contest... Made Angels' debut in right field, Sept. 3 at Minnesota (0/2)... Recalled from triple-A Salt Lake, Sept. 2... Batted .280 (133/475) with 27 doubles, six triples, eight home runs, 53 RBI and 17 stolen bases in 123 games with triple-A **Salt Lake**... 123 games played led the Stingers... Claimed off waivers by Angels from Houston Astros, Sept. 3, 2002.

Minor League Summary:

- In **2002**, began eighth professional season with triple-A **New Orleans**, batting .293 (121/413) with 25 doubles, five triples, 11 home runs and 61 RBI in 111 games... Hit for cycle, May 11 at Nashville... Collected a hit in 79 of 111 games played, including 31 multi-hit efforts... Longest hit-streak of season was 12 games... Named Pacific Coast Player of the Week, May 13-19... Had contract selected by Houston, July 14, appearing in 15 games with Astros... Batted .200 (4/20) with one triple and one RBI before being optioned back to New Orleans, Aug. 6... Finished season batting .273 (62/227) with 12 doubles, three triples, four home runs and 28 RBI at home and batted .317 (59/186) with 13 doubles, two triples, seven home runs and 33 RBI on road... Enjoyed finest month in August, posting .310 (31/100) average with four doubles, one triple, three home runs and 14 RBI... Appeared in 77 games in left field, 34 in center field, two in right field and one as designated hitter... Committed only one error in 228 total chances (.996)... In **2001**, led **Round Rock** in triples (7, T-3rd in Texas League), ranked second in TL in stolen bases (20), tied for third in games (133) and fourth in home runs (16)... Named Texas League Player of the Week, June 18-24... In **2000**, named Florida State League Batter of the Week, May 15-21... Posted 10-game hit streak (14/40, .350), July 5-16... In **1998**, led his league in games played (138).

Personal/Misc.:

- Barry Jarvis Wesson
- Graduated from Brandon (MS) High School
- Signed by Ralph Bratton and James Farrar (Astros)

Wesson's Lifetime Playing Record

Year	Club	AVG	G	AB	R	H	2B	3B	HR	RBI	SH	SF	HBP	BB	IBB	SO	SB	CS	GDP	SLG	OBP	E
1995	Astros	.188	45	138	14	26	2	2	2	18	1	1	1	19	0	40	4	0	2	.275	.289	0
	Jackson	.667	4	3	2	2	0	1	0	1	0	0	0	0	0	0	0	0	1	1.333	.667	0
1996	Auburn	.159	55	176	11	28	7	0	0	12	1	3	1	12	1	46	5	3	5	.199	.214	5
1997	Auburn	.260	58	208	24	54	7	3	3	26	1	1	1	10	0	45	8	4	1	.365	.295	5
1998	Quad City	.252	138	493	71	124	21	2	7	43	2	0	5	32	1	90	22	12	11	.345	.304	4
1999	Kissimmee	.216	115	352	32	76	15	1	4	34	2	2	4	26	0	84	8	7	3	.298	.276	2
2000	Round Rock	.236	39	110	12	26	1	2	2	15	0	2	0	10	0	32	6	2	2	.336	.295	0
	Kissimmee	.273	81	308	50	84	21	3	5	35	4	1	2	33	0	66	24	5	2	.409	.346	2
2001	Round Rock	.252	133	472	67	119	23	7	16	54	7	4	6	41	0	135	20	10	4	.432	.317	3
2002	New Orleans	.293	111	413	43	121	25	5	11	61	2	3	5	16	0	100	4	7	9	.458	.325	1
	Houston	.200	15	20	1	4	0	1	0	1	0	0	0	1	0	5	0	0	2	.300	.238	0
2003	Salt Lake	.280	123	475	62	133	27	6	8	53	0	5	3	38	0	86	17	3	10	.413	.334	9
	Anaheim	.182	10	11	2	2	0	0	1	3	0	0	0	0	0	4	1	0	0	.455	.182	0
Major Totals		.194	25	31	3	6	0	1	1	4	0	0	0	1	0	9	1	0	2	.355	.219	0

Originally selected by Houston in 14th round of 1995 free agent draft.



Jake Woods

Left-Handed Pitcher

47

Bats: Left Throws: Left Ht.: 6-1 Wt.: 190
 Opening Day Age: 22 Born: Sept. 3, 1981
 Birthplace: Fresno, CA Resides: Kingsburg, CA
 Acquired: Selected by Angels in third round of 2001 free agent draft
 Signed Thru: 2004

2003 Season:

- Finished third professional season at single-A **Rancho Cucamonga**, posting 12-7 record and 3.99 ERA (171.1 IP – 76 ER) with two complete games and one shutout...Set career-highs in wins, starts (28), innings pitched, hits (178), runs (90) and earned runs (76)...Won five-straight decisions (nine starts) with two complete games, May 19-July 4...Best month came in August, going 4-1 with 2.52 ERA (39.1 IP – 11 ER) in six starts...Held left-handers to .215 clip while allowing right handed hitters to bat .283 against him.

Minor League Summary:

- In **2002**, went 10-5 with 3.05 ERA (153.1 IP – 52 ER) and one complete game for single-A **Cedar Rapids**...3.05 ERA ranked 9th in Midland League and is career-best...Also set career-high in strikeouts with 121...Held opponents to .228 average against...In **2001**, posted 4-3 record and 5.29 Era (64.2 IP – 38 ER) with one shutout in 15 appearances (14 starts) for rookie-level **Provo**...Ranked first in Pioneer League in strikeouts (84), strikeouts per nine innings pitched as a starter (11.59), shutouts (1) and complete games (1).

Personal/Misc.:

- Jacob Thomas Woods
- Attended Bakersfield (CA) Junior College
- Signed by Angels' scout Bobby Dejaridin

Woods' Lifetime Pitching Record

Year	Club	W-L	ERA	G	GS	CG	GF	SHO	SV	IP	H	R	ER	HR	HBP	BB	IBB	SO	WP	BK	BA
2001	—Provo	4-3	5.29	15	14	1★	1	1★	0	64.2	70	41	38	6	2	29	0	84★	2	2	.275
2002	—Cedar Rapids	10-5	3.05	27	27	1	0	0	0	153.1	128	66	52	12	11	54	0	121	5	0	.228
2003	—Rancho Cuca.	12-7	3.99	28	28	2	0	1	0	171.1	178	90	76	9	8	54	0	109	2	2	.270



TM

Non-Roster Players



Jared Abruzzo

Catcher


88

Bats: Switch Throws: Right Ht.: 6-3 Wt.: 215
 Opening Day Age: 22 Born: Nov. 15, 1981
 Birthplace: San Diego, CA Resides: El Cajon, CA
 Married: Kristy McRoberts, Nov. 29, 2003
 Acquired: Selected in 2nd round of 2000 free agent draft
 Signed Thru: 2004

Abruzzo's Lifetime Playing Record

Year	Club	AVG	G	AB	R	H	2B	3B	HR	RBI	SH	SF	HBP	BB	IBB	SO	SB	CS	GDP	SLG	OBP	E
2000	—Butte	.255	62	208	46	53	11	0	8	45	0	3	2	61	1	58	1	0	3	.423	.423	11
2001	—Cedar Rapids	.241	87	323	41	78	20	0	10	53	0	1	5	44	2	104	1	1	3	.396	.340	13
	—R. Cucamonga	.208	28	101	13	21	1	0	2	13	0	1	0	9	0	30	1	0	1	.277	.270	3
2002	—R. Cucamonga	.244	101	385	53	94	27	0	16	53	0	5	3	30	0	124	1	1	2	.439	.300	12
2003	—Cedar Rapids	.271	130	468	64	127	30	1	13	73	0	5	2	59	0	99	1	0	7	.423	.352	14

Jared Andrew Abruzzo...Attended El Capitan HS (Lakeside, CA)...Originally signed by Angels' scout Tim Kelly.



Erick Aybar

Infielder

32

Bats: Switch Throws: Right Ht.: 5-10 Wt.: 170
 Opening Day Age: 20 Born: Jan. 14, 1984
 Birthplace: Bani, DR Resides: Bani, DR
 Acquired: Signed as free agent, Feb. 4, 2002
 Signed Thru: 2004

Aybar's Lifetime Playing Record

Year	Club	AVG	G	AB	R	H	2B	3B	HR	RBI	SH	SF	HBP	BB	IBB	SO	SB	CS	GDP	SLG	OBP	E
2002	—Provo	.326	67	273	64	89	15	6	4	29	2	1	11	21	1	43	15	10	4	.469	.395	16
2003	—Cedar Rapids	.308	125	496	83	153	30	10	6	57	6	3	13	17	0	54	32	9	6	.446	.346	32

Erick Johan Aybar...Attended Freddie Pimental School (DR)...Ranked as Anaheim's eighth best prospect by *Baseball America* for 2004...Originally signed by Angels' scout Leo Perez.

Non-Roster Players



Dusty Bergman

Left-Handed Pitcher


81

Bats: Left Throws: Left Ht.: 6-5 Wt.: 200
 Opening Day Age: 26 Born: Feb. 1, 1978
 Birthplace: Carson City, NV Resides: Carson City, NV
 Acquired: Selected in 6th round of 1999 free agent draft
 Signed Thru: 2004

Bergman's Lifetime Pitching Record

Year	Club	W-L	ERA	G	GS	CG	GF	SHO	SV	IP	H	R	ER	HR	HB	BB	IBB	SO	WP	BK	BA
1999	Boise	5-5	6.54	15	15	0	0	0	0	74.1	102	58	54	12	1	18	2	46	6	0	.320
2000	Cedar Rapids	4-15★	3.90	28	25	6★	0	1	0	163.2	174	102	71	12	5	60	0	108	10	0	.267
	Lake Elsinore	0-1	2.25	1	1	0	0	0	0	4	3	4	1	0	0	1	0	3	0	0	.176
2001	Arkansas	7-13★	5.11	27	25	1	0	0	0	153.1	196	100	87	10	14	53	0	83	15	2	.314
2002	Arkansas	5-0	2.41	35	0	0	12	0	3	56	48	21	15	3	0	8	0	38	5	0	.230
	Salt Lake	1-1	6.44	21	0	0	6	0	1	29.1	34	25	21	7	2	9	0	26	1	0	.291
2003	Salt Lake	0-1	20.25	1	0	0	0	0	0	1.1	5	5	3	0	0	1	0	0	0	0	.714
	Arkansas	6-5	3.79	50	10	0	13	0	0	109.1	116	54	46	7	3	33	3	82	3	0	.273

Dustin Michael Bergman...Attended Carson City HS (NV) and Univ. of Hawaii (Honolulu, HI)...Originally signed by Angels' scout Jack Uhey.



Ryan Budde

Catcher

86


Bats: Right Throws: Right Ht.: 5-11 Wt.: 205
 Opening Day Age: 24 Born: Aug. 15, 1979
 Birthplace: Midwest City, OK Resides: Midwest City, OK
 Acquired: Selected in 12th round of 2001 free agent draft
 Signed Thru: 2004

Budde's Lifetime Playing Record

Year	Club	AVG	G	AB	R	H	2B	3B	HR	RBI	SH	SF	HBP	BB	IBB	SO	SB	CS	GDP	SLG	OBP	E
2001	Angels (ASL)																					
2002	R. Cucamonga	.241	87	307	40	74	17	1	5	39	1	2	2	27	1	60	2	1	4	.352	.305	11
	Arkansas	.111	3	9	1	1	0	0	1	1	0	0	0	1	0	2	0	0	0	.444	.200	0
2003	Arkansas	.213	96	342	45	73	9	1	10	41	1	2	2	35	1	76	1	1	5	.333	.289	9
	R. Cucamonga	.240	13	50	6	12	3	1	1	6	0	2	0	2	1	10	0	0	1	.400	.259	3

Ryan Dean Budde (Buddy)...Attended Midwest City HS (OK) and Oklahoma State Univ. (Stillwater, OK)...Originally signed by Angels' scout Kevin Ham.

Non-Roster Players



Alberto Callaspo

Infielder


73

Bats: Switch Throws: Right Ht.: 5-10 Wt.: 173
 Opening Day Age: 20 Born: April 19, 1983
 Birthplace: Maracay, Aragua, VZ Resides: Maracay, Aragua, VZ
 Acquired: Signed as free agent, Feb. 16, 2001
 Signed Thru: 2004

Callaspo's Lifetime Playing Record

Year	Club	AVG	G	AB	R	H	2B	3B	HR	RBI	SH	SF	HBP	BB	IBB	SO	SB	CS	GDP	SLG	OBP	E
2001	—Angels (DSL)	.356	66	275	55	98	11	4	2	39	6	4	2	22	2	16	14	13	7	.447	.403	18
2002	—Provo	.338	70	299	70*	101*	16	10*	3	60	3	3	2	17	0	14	13	4	6	.488	.374	11
2003	—Cedar Rapids	★.327	133	514	86	168*	38*	4	2	67	0	6	3	42	4	28	20	6	8	.428	.377	19

Alberto Jose Callaspo...Attended Inst. de Formacion Aragua (VZ)...Ranked as Anaheim's sixth best prospect by *Baseball America* for 2004...Originally signed by Angels' scouts Carlos Porte and Amador Arias.



Eric Cyr

Left-Handed Pitcher

60

Bats: Right Throws: Right Ht.: 6-4 Wt.: 210
 Opening Day Age: 25 Born: Feb. 11, 1979
 Birthplace: Montreal, QUE, CAN Resides: Montreal, QUE, CAN
 Children: Chloe
 Acquired: Claimed on waivers from Reds, May 1, 2003
 Signed Thru: 2004

Cyr's Lifetime Pitching Record

Year	Club	W-L	ERA	G	GS	CG	GF	SHO	SV	IP	H	R	ER	HR	HB	BB	IBB	SO	WP	BK	BA
1999	—Padres (ASL)	2-1	3.26	11	5	0	1	0	0	38.2	34	19	14	2	1	15	0	39	0	0	.243
	Idaho Falls	1-0	1.80	1	1	0	0	0	0	5	5	1	1	0	0	1	0	3	1	0	.278
2000	—Fort Wayne	2-2	4.68	9	6	0	0	0	0	32.2	28	18	17	2	4	15	0	31	1	0	.233
	Padres (ASL)	0-0	3.00	2	1	0	1	0	0	3	4	1	1	0	0	2	0	4	0	0	.333
2001	—Lake Elsinore	7-4	1.61	21	16	0	0	0	0	100.2	68	28	18	1	3	24	0	131	1	0	.184
2002	—Mobile	4-6	3.24	14	14	0	0	0	0	72.1	62	37	26	6	6	34	0	65	0	2	.233
	San Diego	0-1	10.50	5	0	0	0	0	0	6	6	7	7	0	0	6	1	4	0	0	.286
	Portland	0-0	3.14	9	2	0	2	0	0	14.1	14	6	5	0	2	10	0	11	3	0	.246
2003	—Arkansas	6-6	4.96	20	20	0	0	0	0	103.1	91	61	57	9	4	52	1	78	2	1	.236
	Chattanooga	0-0	13.50	1	0	0	0	0	0	2	6	3	3	0	0	0	0	0	0	0	.500

Selected by Padres in 30th round of 1998 free agent draft; Signed, May 31, 1999; Claimed on waivers by Angels, March 5, 2002; Claimed on waivers by Reds, April 23, 2003.

Eric Cyr ("Seer")...Attended College Edouard-Montpetit (Longueuil, CAN) and Seminole Community College (OK)...Originally signed by Padres' scout Timothy Harkness.

Non-Roster Players



Scott Dunn Right-Handed Pitcher

75

Bats: Right Throws: Right Ht.: 6-3 Wt.: 200
 Opening Day Age: 25 Born: May 23, 1978
 Birthplace: San Antonio, TX Resides: San Antonio, TX
 Acquired: From Chicago White Sox with LHP Gary Glover and LHP Tim Lincecum in exchange for LHP Scott Schoeneweis and RHP Doug Nickle, July 30, 2003
 Signed Thru: 2004

Dunn's Lifetime Pitching Record

Year	Club	W-L	ERA	G	GS	CG	GF	SHO	SV	IP	H	R	ER	HR	HB	BB	IBB	SO	WP	BK	BA
1999	—Billings	1-3	4.31	9	8	0	0	0	0	39.2	36	24	19	3	3	24	0	36	3	2	.240
2000	—Clinton	11-3	3.96	26	26	2	0	1	0	147.2	123	78	65	9	4	89	1	159	20	0	.228
2001	—Mudville	5-3	2.11	10	10	1	0	1	0	59.2	45	17	14	2	1	31	0	73	4	0	.268
	Chattanooga	7-2	4.12	17	17	0	0	0	0	98.1	96	51	45	10	2	★71	0	87	8	0	.262
2002	—Chattanooga	5-7	3.92	37	12	0	11	0	1	110.1	99	57	48	10	5	54	3	114	6	0	.245
2003	—Chattanooga	3-2	3.79	31	0	0	17	0	8	40.1	31	21	17	3	0	16	2	54	6	0	.211
	Birmingham	3-1	1.69	8	0	0	5	0	1	10.2	8	2	2	0	0	5	2	14	0	0	.216
	Arkansas	1-0	0.00	3	0	0	2	0	0	5	2	0	0	0	0	0	0	7	1	0	.125
	Salt Lake	0-0	11.74	6	0	0	0	0	0	7.2	9	10	10	1	0	10	0	11	1	0	.273

Selected by Reds in 10th round of 1999 free agent draft; Signed, June 5, 1999; Traded by Reds to White Sox for 2B D'Angelo Jimenez, July 6, 2003.

Scott Allen Dunn...Attended Winston Churchill HS (San Antonio, TX) and University of Texas (Austin, TX)...Originally signed by Reds' scout Johnny Almaraz.



Brian Gordon Outfielder

76

Bats: Left Throws: Left Ht.: 6-0 Wt.: 190
 Opening Day Age: 25 Born: Aug. 16, 1978
 Birthplace: West Point, NY Resides: Round Rock, TX
 Married: Amanda Tuttle, Oct. 18, 2003
 Acquired: Signed as free agent, Nov. 5, 2003
 Signed Thru: 2004


Gordon's Lifetime Playing Record

Year	Club	AVG	G	AB	R	H	2B	3B	HR	RBI	SH	SF	HBP	BB	IBB	SO	SB	CS	GDP	SLG	OBP	E
1997	—Diamondbacks (ASL)	.247	54	219	27	54	18	4	4	46	0	4	0	9	1	62	8	3	4	.420	.272	9
1998	—South Bend	.280	126	468	46	131	23	6	8	61	0	7	4	14	2	100	6	4	5	.406	.302	4
1999	—South Bend	.212	48	184	21	39	9	3	0	17	0	1	1	9	0	35	8	3	3	.293	.251	5
2000	—High Desert	.311	127	476	98	148	26	13	12	66	0	6	2	47	1	107	19	14	8	.496	.371	10
2001	—Lancaster	.304	103	392	74	119	21	10	16	70	4	4	1	26	1	100	13	7	3	.531	.345	4
2002	—El Paso	.287	130	477	73	137	32	9	10	67	7	7	8	36	2	111	2	6	6	.455	.343	7
2003	—Tucson	.265	124	449	58	119	20	7	13	70	2	4	1	33	2	93	1	3	6	.428	.314	4

Selected by Diamondbacks in 7th round of 1997 draft; Signed, June 10, 1997; Granted free agency, Oct. 15, 2003.

Brian Ernest Gordon...Attended Round Rock HS (TX)...Originally signed by Diamondbacks' scout Ray Corbett.

Non-Roster Players



Nick Gorneault

Outfielder

44

Bats: Right Throws: Right Ht.: 6-3 Wt.: 220
 Opening Day Age: 24 Born: April 19, 1979
 Birthplace: Springfield, MA Resides: Springfield, MA
 Acquired: Selected in 19th round of 2001 free agent draft
 Signed Thru: 2004

Gorneault's Lifetime Playing Record

Year	Club	AVG	G	AB	R	H	2B	3B	HR	RBI	SH	SF	HBP	BB	IBB	SO	SB	CS	GDP	SLG	OBP	E
2001	—Provo	.315	54	168	38	53	12	4	6	30	2	1	5	11	1	65	5	2	0	.542	.373	3
2002	—Cedar Rapids	.289	103	346	60	100	17	7	10	53	2	3	2	30	0	106	12	5	3	.465	.346	4
2003	—R. Cucamonga	.321	97	374	67	120	36	2	14	72	0	1	5	20	3	82	11	6	3	.540	.363	7
	Arkansas	.345	29	110	19	38	6	4	2	19	2	0	1	8	0	25	2	0	3	.527	.395	1

Nicholas Anthony Gorneault (gore-NO)...Attended Cathedral HS (Springfield, MA) and Univ. of Massachusetts (Amherst, MA)...Originally signed by Angels' scout Jon Bunnell.



Matt Hensley

Right-Handed Pitcher

82

Bats: Right Throws: Right Ht.: 6-2 Wt.: 220
 Opening Day Age: 25 Born: Aug. 18, 1978
 Birthplace: San Diego, CA Resides: San Diego, CA
 Acquired: Selected in 10th round of 2000 free agent draft
 Signed Thru: 2004

Hensley's Lifetime Pitching Record

Year	Club	W-L	ERA	G	GS	CG	GF	SHO	SV	IP	H	R	ER	HR	HB	BB	IBB	SO	WP	BK	BA
2000	—Butte	1-2	2.57	8	5	0	0	0	0	28	29	21	8	0	2	10	0	22	3	3	.242
	Cedar Rapids	2-2	4.15	5	5	1	0	0	0	30.1	33	16	14	1	2	10	0	26	1	2	.287
	Lake Elsinore	0-0	0.00	1	0	0	0	0	0	1	1	0	0	0	0	0	0	2	0	0	.250
2001	—Cedar Rapids	5-3	3.64	11	11	1	0	0	0	71.2	80	42	29	10	4	19	0	63	6	3	.270
	R. Cucamonga	2-7	5.93	14	12	0	0	0	0	68.1	85	57	45	4	8	24	0	58	4	1	.306
2002	—R. Cucamonga	1-1	5.40	12	2	0	3	0	0	31.2	42	21	19	3	1	11	0	27	3	1	.318
	Salt Lake	7-5	4.97	19	18	1	1	0	0	117.2	132	76	65	16	8	39	0	106	5	2	.288
2003	—Salt Lake	8-12	4.89	27	27	1	0	0	0	158.1	194	105	86	16	11	49	0	85	4	1	.303

Matthew Davis Hensley...Attended Patrick Henry HS (San Diego, CA) and Grossmont College (El Cajon, CA)...Originally signed by Angels' scout Tim Kelly.

Non-Roster Players



Gary Johnson

Outfielder

46

Bats: Left Throws: Left Ht.: 6-3 Wt.: 210
 Opening Day Age: 28 Birthplace: Palo Alto, CA Born: Oct. 29, 1975
 Acquired: Selected in 19th round of 1999 free agent draft Resides: Atherton, CA
 Signed Thru: 2004 Major League Service: 13 days

Johnson's Lifetime Playing Record

Year	Club	AVG	G	AB	R	H	2B	3B	HR	RBI	SH	SF	HBP	BB	IBB	SO	SB	CS	GDP	SLG	OBP	E
1999	Boise	.314	71	264	56	83	17	1	2	48	0	3	2	34	3	44	6	2	6	.409	.393	5
2000	Lake Elsinore	.338	70	266	56	90	20	2	13	62	0	5	4	41	1	59	13	6	6	.575	.427	6
	Erie	.287	71	258	44	74	10	4	10	56	0	1	3	35	0	63	4	4	4	.473	.377	2
2001	Arkansas	.245	128	466	63	114	24	2	11	72	0	5	7	60	4	93	8	7	8	.376	.336	2
2002	Salt Lake	.266	40	143	30	38	9	3	5	35	0	3	3	15	0	49	1	1	3	.476	.341	0
2003	Salt Lake	.255	121	447	65	114	23	7	12	74	0	6	4	61	2	112	4	2	5	.418	.346	3
	Anaheim	.375	5	8	1	3	1	0	0	0	0	0	0	1	0	1	0	1	0	.500	.444	0

Gerald Clyde Johnson...Attended Menlo School (Atherton, CA) and Brigham Young Univ. (Provo, UT)...Originally signed by Angels' scout Rick Schroeder.



Casey Kotchman

Infielder

35

Bats: Left Throws: Left Ht.: 6-3 Wt.: 210
 Opening Day Age: 21 Birthplace: St. Petersburg, FL Born: Feb. 22, 1983
 Acquired: Selected in 1st round (13th pick) of 2001 free agent draft Resides: Seminole, FL
 Signed Thru: 2004

Kotchman's Lifetime Playing Record

Year	Club	AVG	G	AB	R	H	2B	3B	HR	RBI	SH	SF	HBP	BB	IBB	SO	SB	CS	GDP	SLG	OBP	E
2001	Angels (ASL)	.600	4	15	5	9	1	0	1	5	0	1	0	3	1	2	0	0	0	.867	.632	1
	Provo	.500	7	22	6	11	3	0	0	7	0	0	0	2	0	0	0	0	0	.636	.542	0
2002	Cedar Rapids	.281	81	288	42	81	30	1	5	50	1	4	6	48	2	37	2	1	7	.444	.390	5
2003	R. Cucamonga	.350	57	206	42	72	12	0	8	28	0	3	6	30	5	16	2	0	4	.524	.441	5
	Angels (ASL)	.333	7	27	5	9	1	0	2	6	0	0	0	2	1	3	0	0	1	.593	.379	0

Casey John Kotchman...Attended Seminole HS (FL)...Ranked as Anaheim's top prospect by Baseball America for 2004...Originally signed by Angels' scouting director Donny Rowland.

Non-Roster Players



Jeff Mathis

Catcher

68

Bats: Right Throws: Right Ht.: 6-1 Wt.: 185
 Opening Day Age: 21 Born: March 31, 1983
 Birthplace: Marianna, FL Resides: Marianna, FL
 Acquired: Selected in 1st round (33rd pick) of 2001 free agent draft
 Signed Thru: 2004

Mathis' Lifetime Playing Record

Year	Club	AVG	G	AB	R	H	2B	3B	HR	RBI	SH	SF	HBP	BB	IBB	SO	SB	CS	GDP	SLG	OBP	E
2001	Angels (ASL)	.304	7	23	1	7	1	0	0	3	0	1	0	2	0	4	0	0	1	.348	.346	0
	Provo	.299	22	77	14	23	6	3	0	18	0	3	2	11	0	13	1	0	1	.455	.387	2
2002	Cedar Rapids	.287	128	491	75	141	41	3	10	73	2	8	40	3	75	7	4	6	.444	.346	4	
2003	R. Cucamonga	.323	98	378	74	122	28	3	11	54	0	4	5	35	0	74	5	3	4	.500	.384	6
	Arkansas	.284	24	95	19	27	11	0	2	14	1	2	1	12	1	16	1	2	2	.463	.364	1

Jeffery Stephen Mathis... Attended Marianna HS (FL)... Ranked as Anaheim's second best prospect by *Baseball America* for 2004... Originally signed by Angels' scouts Tom Kotchman and Hank Sargent.



Jason Middlebrook

Right-Handed Pitcher

20

Bats: Right Throws: Right Ht.: 6-3 Wt.: 215
 Opening Day Age: 28 Born: June 26, 1975
 Birthplace: Jackson, MI Resides: Austin, TX
 Acquired: Signed as free agent, Feb. 9, 2004
 Signed Thru: 2004 Major League Service: 170 days

Middlebrook's Lifetime Pitching Record

Year	Club	W-L	ERA	G	GS	CG	GF	SHO	SV	IP	H	R	ER	HR	HB	BB	IBB	SO	WP	BK	BA
1997	R. Cucamonga	0-2	4.03	6	6	0	0	0	0	22.1	29	15	10	1	0	12	1	18	2	1	.326
	Clinton	6-4	3.98	14	14	2	0	1	0	81.1	76	46	36	4	1	39	0	86	6	5	.246
1998	R. Cucamonga	10-12	4.92	28	★28	0	0	0	0	150	162	99	82	10	4	63	0	132	17	4	.276
1999	Padres (ASL)	1-0	7.20	1	1	0	0	0	0	5	9	5	4	0	0	1	0	3	0	0	.375
	Mobile	4-6	8.06	13	13	0	0	0	0	63.2	78	59	57	9	8	30	1	38	5	0	.302
2000	Mobile	5-13	6.15	24	24	0	0	0	0	120	133	89	82	15	4	52	0	75	3	0	.284
	Las Vegas	0-1	16.00	1	1	0	0	0	0	0.1	8	8	8	1	0	0	0	0	0	0	1.000
2001	Mobile	3-0	1.20	10	9	0	0	0	0	52.2	36	10	7	1	1	9	0	51	0	0	.191
	Portland	7-4	3.29	15	15	0	0	0	0	90.1	86	34	33	5	2	23	1	66	3	0	.250
	San Diego	2-1	5.12	4	3	0	0	0	0	19.1	18	11	11	6	1	10	1	10	0	0	.247
2002	Portland	2-5	5.65	10	7	0	1	0	0	36.2	42	27	23	6	0	13	0	32	0	0	.278
	San Diego	1-3	5.09	12	2	0	5	0	0	35.1	31	20	20	1	1	15	2	28	2	0	.244
	New York (NL)	1-0	3.94	3	3	0	0	0	0	16	13	7	7	1	0	7	0	14	0	1	.220
2003	Norfolk	2-1	2.66	5	5	0	0	0	0	23.2	13	7	7	1	1	1	0	22	0	0	.160
	Norfolk	7-10	4.49	23	23	0	0	0	0	118.1	121	64	59	21	1	33	0	91	3	1	.267
	New York (NL)	0-0	10.29	5	0	0	2	0	0	7	13	8	8	0	0	4	0	3	1	0	.433
M.L. Totals		4-4	5.33	24	8	8	7	0	0	77.7	75	46	46	8	2	36	3	55	3	1	.251

Selected by San Diego Padres in 9th round of 1996 free agent draft; Signed, Sept. 20, 1996; Claimed on waivers by New York Mets, Oct. 5, 2000; Claimed on waivers by San Diego Padres, Nov. 22, 2000; Traded with RHP Steve Reed to New York Mets for LHP Bobby Jones, RHP Josh Reynolds and OF Jason Bay, July 31, 2002; Granted free agency, Oct. 7, 2003.

Jason Douglas Middlebrook... Attended Grass Lake HS (MI) and Stanford Univ. (Palo Alto, CA)... Originally signed by Padres' scout Don Lyle.



Non-Roster Players



Tommy Murphy Infielder

65

Bats: Right **Throws:** Right **Ht.:** 6-0 **Wt.:** 185
Opening Day Age: 24 **Born:** Aug. 27, 1979
Birthplace: Suffern, NY **Resides:** Boynton Beach, FL
Married: Deborah Vento, Jan. 20, 2001
Children: Tyler
Acquired: Selected in 3rd round of 2000 free agent draft
Signed Thru: 2004

Murphy's Lifetime Playing Record

Year	Club	AVG	G	AB	R	H	2B	3B	HR	SH	SF	HBP	BB	IBB	SO	SB	CS	GDP	SLG	OBP	E	
2000	—Boise	.225	55	213	38	48	18	1	2	25	1	1	5	15	0	52	14	7	1	.347	.291	19
2001	—Cedar Rapids	.204	74	280	32	57	15	3	4	31	6	3	6	16	1	94	7	10	5	.321	.259	29
	—R. Cucamonga	.190	50	200	16	38	8	0	0	11	1	0	1	5	0	69	7	3	4	.230	.214	13
2002	—Cedar Rapids	.270	128	485	72	131	20	2	3	48	7	5	1	40	0	115	31	11	8	.338	.324	33
2003	—R. Cucamonga	.267	132	565	74	151	25	6	11	43	7	3	8	31	0	138	224	12	7	.391	.313	36

Thomas Christian Murphy... Attended Charlotte HS (Punta Gorda, FL) and Florida Atlantic Univ. (Boca Raton, FL)...Originally signed by Angels' scout Todd Claus.



Josh Paul Catcher

52

Bats: Right **Throws:** Right **Ht.:** 6-1 **Wt.:** 200
Opening Day Age: 28 **Born:** May 19, 1975
Birthplace: Evanston, IL **Resides:** Naperville, IL
Married: Kelly Kauper, Nov. 17, 2001
Acquired: Signed as free agent, ???
Signed Thru: 2004 **Major League Service:** ???

Paul's Lifetime Playing Record

Year	Club	AVG	G	AB	R	H	2B	3B	HR	RBI	SH	SF	HBP	BB	IBB	SO	SB	CS	GDP	SLG	OBP	E
1996	—White Sox (GCL)	.000	1	0	0	0	0	0	0	0	0	0	0	1	0	0	0	0	0	.000	.000	0
	—Hickory	.327	59	226	41	74	16	0	8	37	3	1	1	21	3	53	13	4	2	.504	.386	2
1997	—Birmingham	.296	34	115	18	34	5	0	1	16	3	0	1	12	0	25	6	2	4	.365	.367	3
	—White Sox (GCL)	.429	5	14	3	6	0	1	0	0	1	0	0	1	0	3	1	0	1	.571	.467	3
1998	—Winston-Salem	.255	123	444	66	113	20	7	11	63	7	2	5	38	2	91	20	8	11	.405	.319	3
1999	—Birmingham	.279	93	319	47	89	19	3	4	42	3	4	5	29	1	68	6	6	6	.395	.345	5
	—Chicago (AL)	.222	6	18	2	4	1	0	0	1	0	0	0	0	0	4	0	0	0	.278	.222	0
2000	—Chicago (AL)	.282	36	71	15	20	3	2	1	8	2	0	1	5	0	17	1	0	3	.423	.338	4
	—Charlotte	.238	51	168	28	40	5	1	4	19	6	1	2	13	0	38	6	2	3	.351	.299	2
2001	—Chicago (AL)	.266	57	139	20	37	11	0	3	18	1	1	0	13	0	25	6	2	3	.410	.327	6
	—Charlotte	.280	22	75	11	21	4	0	4	14	1	1	0	7	0	18	0	0	0	.493	.337	0
2002	—Charlotte	.273	65	231	18	63	15	2	0	17	6	2	1	17	1	45	10	4	7	.355	.323	3
	—Chicago (AL)	.240	33	104	11	25	4	0	0	11	2	2	1	9	0	22	2	0	1	.279	.302	2
2003	—Chicago (AL)	.353	13	17	6	6	0	0	0	4	0	0	0	3	0	3	0	0	0	.353	.450	0
	—Charlotte	.188	19	64	6	12	0	1	2	5	2	1	0	5	0	14	1	1	1	.313	.243	2
	—Iowa	.253	47	146	12	37	4	0	2	15	1	0	1	8	0	30	0	2	5	.322	.297	1
	—Chicago (NL)	.000	3	6	0	0	0	0	0	1	0	0	0	0	0	3	0	0	0	.000	.000	0
Major Totals		.259	148	355	54	92	19	2	4	42	6	3	2	30	0	74	9	2	7	.358	.318	12

Selected by Chicago White Sox in 2nd round of 1996 free agent draft; Signed, June 25, 1996; Granted free agency, June 25, 2003; Signed by Chicago Cubs, July 4, 2003; Released, Oct. 31, 2003.

Joshua William Paul... Attended Buffalo Grove HS (IL) and Vanderbilt Univ. (Nashville, TN)...Originally signed by White Sox scout Doug Lauman.

Non-Roster Players



Adam Riggs Infielder

10

Bats: Right Throws: Right Ht.: 6-0 Wt.: 190
 Opening Day Age: 31 Birthplace: Steubenville, OH Born: Oct. 4, 1972
 Married: Nicole Luick, Feb. 13, 1999 Resides: The Woodlands, TX
 Children: Warner
 Acquired: Signed as free agent, Oct. 27, 2003
 Signed Thru: 2004 Major League Service: 1 yr., 155 days

Riggs' Lifetime Playing Record

Year	Club	AVG	G	AB	R	H	2B	3B	HR	RBI	SH	SF	HBP	BB	IBB	SO	SB	CS	GDP	SLG	OBP	E
1994	Great Falls	.312	62	234	55	73	20	3	5	44	2	2	4	31	1	38	19	8	2	.487	.399	23
	Yakima	.286	4	7	1	2	1	0	0	0	0	0	0	0	0	1	0	0	0	.429	.286	0
1995	San Bernardino	.362	134	542	111	196	39	5	24	106	7	4	10	59	1	93	31	10	9	.585	.431	41
1996	San Antonio	.283	134	506	68	143	31	6	14	66	5	5	9	37	1	82	16	6	13	.451	.339	27
1997	Albuquerque	.304	57	227	59	69	8	3	13	28	0	0	3	29	1	39	12	2	2	.537	.390	8
	Los Angeles	.200	9	20	3	4	1	0	0	1	0	0	0	4	1	3	1	0	0	.250	.333	0
1998	Albuquerque	.371	44	170	30	63	13	3	4	25	1	1	3	21	1	29	12	6	1	.553	.446	10
1999	Albuquerque	.292	133	513	87	150	29	7	13	81	2	5	10	54	0	114	25	17	8	.452	.368	23
2000	Albuquerque	.313	124	348	71	109	24	4	12	57	6	3	2	35	0	67	11	7	11	.509	.376	19
2001	Portland	.261	110	394	42	103	18	2	21	65	5	2	0	12	1	78	8	3	9	.477	.282	16
	San Diego	.194	12	36	2	7	1	0	0	1	0	0	0	2	0	8	1	1	1	.222	.237	0
2002	Saltillo (MXL)	.331	63	242	42	80	19	1	7	37	0	3	1	23	1	50	10	0	3	.504	.387	13
	Memphis	.230	43	122	26	28	9	0	2	11	0	2	0	23	0	27	5	1	3	.352	.347	7
2003	Salt Lake	.294	103	394	59	116	35	0	14	82	1	10	5	37	0	67	8	2	13	.490	.354	7
	Anaheim	.246	24	61	11	15	4	1	3	5	2	0	0	9	0	9	3	1	2	.492	.343	2
Major Totals		.222	45	117	16	26	6	1	3	7	2	0	0	15	1	20	5	2	3	.368	.311	2

Selected by Los Angeles Dodgers in 22nd round of 1994 free agent draft; Signed, June 7, 1994; Granted free agency, Oct. 15, 2000; Signed by San Diego Padres, Jan. 9, 2001; Granted free agency, Oct. 8, 2001; Signed by Detroit Tigers, Nov. 13, 2001; Released, March 28, 2002; Signed by St. Louis Cardinals, July 4, 2002; Granted free agency, Oct. 15, 2002; Signed by Angels, Jan. 23, 2003; Granted free agency, Oct. 15, 2003.

Adam David Riggs...Attended Lenape Valley HS (Stanhope, NJ) and Univ. of South Carolina (Aiken, SC)...Originally signed by Dodgers' scout Lon Joyce.





Non-Roster Players



Ervin Santana Right-Handed Pitcher

74

Bats: Right **Throws:** Right **Ht.:** 6-2 **Wt.:** 160
Opening Day Age: 21 **Born:** Jan. 10, 1983
Birthplace: La Romana, DR **Resides:** San Cristobal, DR
Acquired: Signed as free agent, Sept. 2, 2000
Signed Thru: 2004

Santana's Lifetime Pitching Record

Year	Club	W-L	ERA	G	GS	CG	GF	SHO	SV	IP	H	R	ER	HR	HB	BB	IBB	SO	WP	BK	BA
2001	—Angels (ASL) Provo	3-2	3.22	10	9	1*	0	1*	0	58.2	40	27	21	0	2	35*	0	69*	8	1	.184
2002	—Cedar Rapids	2-1	7.71	4	4	0	0	0	0	18.2	19	17	16	1	2	12	1	22	3	1	.247
2002	—Cedar Rapids	14-8	4.16	27	27	0	0	0	0	147	133	75	68	10	6	48	3	146	9	3	.240
2003	—R. Cucamonga Arkansas	10-2	★2.53	20	20	1	0	0	0	124.2	98	44	35	9	7	36	0	130	14	0	★.212
	Arkansas	1-1	3.94	6	6	0	0	0	0	29.2	23	15	13	4	3	12	0	23	1	0	.211

Ervin Ramon Santana (formerly Johan Santana)...Attended Colegio Cristiano El Alfarero (DR)...Ranked as Anaheim's fourth best prospect by *Baseball America* for 2004...Originally signed by Angels' scouts Clay Daniel and Donny Rowland.



Brian Specht Infielder

37


Bats: Switch **Throws:** Right **Ht.:** 5-11 **Wt.:** 187
Opening Day Age: 23 **Born:** Oct. 19, 1980
Birthplace: Colorado Springs, CO **Resides:** Colorado Springs, CO
Married: Mandi Cordova, Jan. 17, 2004
Acquired: Selected in 9th round of 1999 free agent draft
Signed Thru: 2004

Specht's Lifetime Playing Record

Year	Club	AVG	G	AB	R	H	2B	3B	HR	RBI	SH	SF	HBP	BB	IBB	SO	SB	CS	GOPSLGOBPP	E		
2000	—Lake Elsinore	.269	89	334	70	90	22	5	2	35	3	3	3	52	2	80	25	12	6	.383	.370	34
2001	—R. Cucamonga Arkansas	.242	65	264	45	64	13	6	7	31	3	1	3	24	1	78	17	3	1	.417	.312	15
	Arkansas	.265	45	155	14	41	9	2	2	15	1	0	1	13	0	32	2	2	2	.387	.325	22
2002	—Arkansas	.248	126	476	64	118	24	4	13	60	1	4	4	49	1	129	18	4	6	.397	.321	35
2003	—Arkansas	.253	128	458	62	116	18	4	14	63	9	6	7	46	7	112	12	8	3	.402	.327	36

Brian Jeffrey Specht...Attended Thomas Doherty HS (Colorado Springs, CO)...Originally signed by Angels' scout Rick Schroeder.

Non-Roster Players



Pete Zamora

Left-Handed Pitcher

79

Bats: Left Throws: Left Ht.: 6-3 Wt.: 180
 Opening Day Age: 28 Birthplace: Mission Viejo, CA Born: Aug. 13, 1975
 Acquired: Signed as free agent, Dec. 22, 2003 Resides: Mission Viejo, CA
 Signed Thru: 2004

Zamora's Lifetime Pitching Record

Year	Club	W-L	ERA	G	GS	CG	GF	SHO	SV	IP	H	R	ER	HR	HB	BB	IBB	SO	WP	BK	BA
1997	Great Falls	2-5	2.58	13	10	1	2	0	2	69.2	59	27	20	3	3	30	0	73	3	1	.232
1998	San Bernardino	4-1	2.09	25	5	0	15	0	6	81.2	43	21	19	1	4	33	0	77	3	2	.155
	San Antonio	3-8	4.46	12	12	0	0	0	0	66.2	71	52	33	6	1	27	0	47	1	1	.269
1999	San Antonio	2-1	6.08	35	0	0	8	0	3	63.2	79	48	43	5	4	30	2	41	4	1	.316
2000	Reading	2-3	4.09	43	7	1	13	1	6	101.1	105	50	46	6	7	45	3	94	5	0	.263
2001	Scranton-WB	8-4	2.93	45	6	0	22	0	3	89	64	29	7	3	41	6	79	5	2	.202	
2002	Scranton-WB	5-2	3.48	55	0	0	37	0	15	62	63	25	24	2	4	29	3	32	5	0	.265
2003	Norfolk	5-3	3.49	55	0	0	12	0	1	90.1	94	42	35	4	5	32	3	53	3	0	.274

Selected by Los Angeles Dodgers in 20th round of 1997 free agent draft; Signed, June 16, 1997; Selected by Philadelphia Phillies in Rule V minor league draft, Dec. 13, 1999; Claimed on waivers by New York Mets, Dec. 16, 2002; Granted free agency, Oct. 15, 2003.

Peter Andrew Zamora...Attended Capistrano Valley HS (CA) and UCLA (Los Angeles, CA)...Originally signed by Dodgers' scout Joe Ferrone.



TM



How The 2004 Angels Were Built

(40-Man Roster as of Spring Training)
(How Originally Acquired)

Amateur Free Agent Draft (19)

Player	Draft	Phase	Round
Alfredo Amezaga	June, 1999	Regular	13th
Garret Anderson	June, 1990	Regular	4th
Steve Andrade	June, 2001	Regular	32nd
Chris Bootcheck	June, 2000	Regular	1st
Darin Erstad	June, 1995	Regular	1st (1st overall)
Rich Fischer	June, 2002	Regular	21st
Troy Glaus	June, 1997	Regular	1st
Steve Green	June, 1997	Regular	10th
Tom Gregorio	June, 1999	Regular	27th
Bobby Jenks	June, 2000	Regular	5th
Greg Jones	June, 1996	Regular	42nd
John Lackey	June, 1999	Regular	2nd
Dallas McPherson	June, 2001	Regular	2nd
Troy Percival	June, 1990	Regular	6th
Robb Quinlan	June, 1999	Regular	10th
Tim Salmon	June, 1989	Regular	3rd
Scot Shields	June, 1997	Regular	38th
Jarrod Washburn	June, 1995	Regular	2nd
Jake Woods	June, 2001	Regular	3rd

Signed as Major League Free Agent (6)

Player	Previous Organization	Date
Bartolo Colon	Chicago (AL)	Dec. 9, 2003
Shane Halter	Detroit	Jan. 14, 2002
Kelvinn Escobar	Toronto	Nov. 24, 2003
Vladimir Guerrero	Montreal	Jan. 12, 2004
Jose Guillen	Oakland	Dec. 19, 2003
Aaron Sele	Seattle	Dec. 26, 2001

Signed as Minor League Free Agent (6)

Player	Previous Organization	Date
Brendan Donnelly	Toronto	Jan. 8, 2001
Kevin Gregg	Oakland	Nov. 19, 2002
Bengie Molina	None	June 5, 1995
Jose Molina	Chicago (NL)	Jan. 10, 2001
Ramon Ortiz	None	June 20, 1995
Francisco Rodriguez	None	Sept. 24, 1998

Acquired by Trade (4)

Player	From	Date	For
Tim Lincecum	Chicago (NL)	July 29, 2003	Scott Schoeneweis & Doug Nickle
Jeff DaVanon	Oakland	July 29, 1999	Randy Velarde & Omar Olivares
Chone Figgins	Colorado	July 13, 2001	Kimera Bartee
Adam Kennedy	St. Louis	March 23, 2000	Jim Edmonds

Claimed off Waivers (4)

Player	Organization	Date
David Eckstein	Boston	Aug. 16, 2000
Wil Nieves	San Diego	Dec. 18, 2002
Ben Weber	San Francisco	Aug. 30, 2000
Barry Wesson	Houston	Sept. 3, 2002

Rule V Draft (1)

Player	Organization	Date
Derrick Turnbow	Philadelphia	Dec. 13, 1999

2004 Angels 40-Man Roster

MANAGER: Mike Scioscia (14) **COACHES:** Mickey Hatcher (7), Hitting; Bud Black (24), Pitching; Orlando Mercado (88), Bullpen; Alfredo Griffin (4), First Base; Ron Roenicke (12), Third Base; Joe Maddon (70), Bench; **BULLPEN COORDINATOR:** Steve Soliz **STRENGTH & CONDITIONING SPECIALIST:** Brian Grapes **PHYSICAL THERAPIST:** Brian Scherr **TRAINERS:** Ned Bergert, Rick Smith **EQUIPMENT MANAGER:** Ken Higdon **MANAGER, BASEBALL INFORMATION:** Larry Babcock **TRAVELING SECRETARY:** Tom Taylor

No.	PITCHER (21)	B	T	Ht.	Wt.	Born	Birthplace	Residence	2003 Cnbs (s)	W-L	ERA	G	GS	CG	SHO	SV	IP	H	R	ER	BB	SO	MtSV
38	Andrade, Steve	R	R	6-1	220	2/6/78	Woodland, CA	Woodland, CA	Rancho Cucamonga	0-0	0.00	3	0	0	0	1	3	0	0	0	3	7	0.000
43	Bittner, Tim	L	L	6-2	200	6/9/80	Reading, PA	Wilmington, DE	Winston-Salem	4-4	3.40	10	10	1	0	0	50.1	45	24	19	26	45	0.000
51	Boothcheck, Chris	B	B	6-5	200	10/24/78	La Porte, IN	Phoenix, AZ	Rancho Cucamonga	5-0	0.28	6	6	1	1	0	32.2	18	5	1	14	28	0.024
53	Donnelly, Brendan	R	R	6-3	240	7/4/71	Washington, DC	Albuquerque, NM	Anaheim	2-2	1.58	63	0	0	0	3	74	55	14	13	24	79	1.097
21	Colón, Bartolo	R	R	5-11	250	5/24/73	Altamira, DR	Puerto Plata, DR	Chicago (AL)	15-13	3.29	34	34	9	0	0	242	223	107	104	57	173	6.112
45	Escobar, Kelvin	R	R	6-1	210	4/11/76	La Guaira, VZ	Caracas, VZ	Toronto	13-9	4.29	41	26	1	4	0	180.1	189	94	86	78	159	6.040
49	Fischer, Rich	R	R	6-3	180	10/21/80	Fontana, CA	Riverside, CA	Arkansas	5-11	4.61	26	26	2	0	0	154.1	159	91	79	43	123	0.000
33	Green, Steve	R	R	6-2	200	1/26/78	Greenfield Parc, OU, CAN	Longueuil, OU, CAN	Salt Lake	9-5	4.66	21	21	0	0	0	110	120	63	57	47	70	1.001
63	Gregg, Kevin	R	R	6-6	220	6/20/78	Corvallis, OR	Corvallis, OR	Salt Lake	7-4	4.03	15	15	0	0	0	91.2	90	47	41	18	75	0.031
59	Jenks, Bobby	R	R	6-3	240	3/14/81	Mission Hills, CA	Bothell, WA	Anaheim	2-0	3.28	5	3	0	0	0	24.2	18	9	9	8	14	0.000
58	Jones, Greg	R	R	6-2	195	11/15/76	Clearwater, FL	Indian Rocks Bch, FL	Arkansas	7-2	2.17	16	16	0	0	0	83	56	23	20	51	103	0.000
41	Lackey, John	R	R	6-6	235	10/23/78	Abilene, TX	Mesquite, TX	Anaheim	0-0	4.88	18	0	0	0	0	27.2	29	15	15	14	28	0.061
36	Ortiz, Ramon	R	R	6-0	175	5/23/73	Couli, DR	Couli, DR	Anaheim	16-13	5.20	32	32	1	0	0	180	209	121	104	63	94	3.140
40	Perchal, Troy	R	R	6-3	235	8/9/69	Fontana, CA	Riverside, CA	Anaheim	8-5	3.47	52	0	0	0	33	49.1	33	22	19	23	48	9.000
57	Rodriguez, Francisco	R	R	6-0	185	1/7/82	Caracas, VZ	Caracas, VZ	Anaheim	8-3	3.03	59	0	0	0	2	86	50	30	29	35	95	1.015
34	Sie, Aaron	R	R	6-5	230	6/25/70	Golden Valley, MN	Belleuve, WA	Rancho Cucamonga	0-0	4.50	3	2	0	0	0	8	12	4	4	3	7	10.104
62	Shields, Scott	R	R	6-1	170	7/22/75	Fl. Lauderdale, FL	Livonia, MI	Salt Lake	1-2	6.43	3	3	0	0	0	14	16	10	9	8	8	0.000
54	Turnbow, Derrick	R	R	6-3	210	1/25/78	Union City, TN	Scottsdale, AZ	Anaheim	7-11	5.77	25	25	0	0	0	121.2	135	82	78	58	53	1.146
56	Washburn, Jarrod	L	L	6-1	195	8/13/74	La Crosse, WI	Danbury, WI	Anaheim	10-15	4.43	32	32	2	0	0	207.1	205	106	102	54	118	4.131
77	Weber, Ben	R	R	6-4	205	11/17/69	Port Arthur, TX	Beaumont, TX	Anaheim	5-1	2.69	62	0	0	0	0	80.1	84	26	24	22	46	1.158
47	Woods, Jake	L	L	6-1	190	9/3/81	Fresno, CA	Kingsburg, CA	Rancho Cucamonga	12-7	3.99	28	28	2	1	0	171.1	178	90	76	54	109	0.000

2004 Angels 40-Man Roster

No.	CATCHERS (4)		B	T	HL	HT	WT	Born	Birthplace	Residence	2003 Club(s)		AVG	G	AB	R	H	2B	3B	HR	RBI	BB	SO	SB	CS	MLSV
	2003 Club(s)										CS	SB														
3	Gregorio, Tom		R	R	6-2	215	5/5/77	Brooklyn NY	Staten Island, NY	Salt Lake	221	54	181	26	40	10	0	0	0	5	24	14	44	0	0	0.024
1	Molina, Bengie		R	R	5-11	220	7/20/74	Rio Piedras, PR	Yuma, AZ	Anaheim	.158	12	19	1	3	0	0	0	0	0	2	1	8	0	0	4.077
28	Molina, Jose		R	R	6-2	220	6/3/75	Bayamon, PR	Manarray Dorado, PR	Anaheim	.281	119	409	37	115	24	0	14	7	13	31	1	31	1	1	2.026
19	Nieves, Wil		R	R	5-11	190	9/25/77	San Juan, PR	Santurce, PR	Salt Lake	.283	102	361	48	102	16	2	4	38	25	53	1	2	0.072		
No.	INFELDERS (8)		B	T	HL	HT	WT	Born	Birthplace	Residence	2003 Club(s)		AVG	G	AB	R	H	2B	3B	HR	RBI	BB	SO	SB	CS	MLSV
	2003 Club(s)										CS	SB														
5	Amazaga, Alfredo		S	R	5-10	165	1/16/76	Oregon, Sonora, MX	Oregon, Sonora, MX	Salt Lake	.347	75	317	55	110	20	5	3	45	30	39	14	8	0.086		
22	Erkslein, David		R	R	5-7	165	1/20/75	Sanford, FL	Sanford, FL	Anaheim	.210	37	105	15	22	3	2	2	7	9	23	2	2	0	3.000	
17	Erstad, Dairn		L	L	6-2	210	6/4/74	Jamestown, ND	Fargo, ND	Anaheim	.252	67	258	35	65	7	1	4	17	18	40	9	1	0	7.077	
25	Glaus, Troy		R	R	6-5	240	8/3/76	Tarzana, CA	Corona, CA	Anaheim	.407	7	27	6	11	0	0	0	0	4	2	1	1	0	5.060	
18	Halter, Shane		R	R	6-0	195	11/8/69	La Plata, MD	Overland Park, KS	Rancho Cucamonga	.333	2	6	1	2	0	0	0	0	1	3	2	0	0	0.016	
2	Kennedy, Adam		L	R	6-1	185	1/10/76	Riverside, CA	Yorba Linda, CA	Anaheim	.269	143	449	71	121	17	1	13	49	45	73	22	9	4	4.045	
23	McPherson, Dallas		L	R	6-4	230	7/23/80	Greensboro, NC	Randleman, NC	Rancho Cucamonga	.273	3	11	3	3	1	0	1	0	1	1	2	0	0	0.000	
39	Quinlan, Robb		R	R	6-1	200	3/17/77	St. Paul, MN	Maplewood, MN	Arkansas	.314	28	102	22	32	9	1	5	27	19	25	4	0	0	0.063	
No.	OUTFIELDERS (7)		B	T	HL	HT	WT	Born	Birthplace	Residence	2003 Club(s)		AVG	G	AB	R	H	2B	3B	HR	RBI	BB	SO	SB	CS	MLSV
	2003 Club(s)										CS	SB														
16	Anderson, Garret		L	L	6-3	225	6/30/72	Los Angeles, CA	Tustin Ranch, CA	Anaheim	.315	159	638	80	201	49	4	29	116	31	83	6	3	9.049		
55	DaVanon, Jeff		S	R	6-0	198	12/8/73	San Diego, CA	Scottsdale, AZ	Salt Lake	.300	16	60	11	18	4	1	2	14	9	9	4	1	0	2.140	
9	Figgins, Chone		S	R	5-8	160	1/22/78	Leary, GA	Seffner, FL	Anaheim	.282	123	330	56	93	16	1	12	43	42	59	17	5	0	0.146	
27	Guerrero, Vladimir		R	R	6-3	220	2/9/76	Nizao Bani, DR	Nizao Bani, DR	Anaheim	.296	71	240	34	71	9	4	0	27	20	38	13	7	0	7.018	
6	Guillen, Jose		R	R	5-11	190	5/17/76	San Cristobal, DR	Santo Domingo, DR	Brevard County	.500	3	6	2	3	0	0	1	1	0	0	0	0	0	6.051	
15	Salmon, Tim		R	R	6-3	235	8/24/68	Long Beach, CA	Scottsdale, AZ	Louisville	.337	91	315	52	106	21	1	23	63	17	63	1	3	0	11.045	
63	Wesson, Barry		R	R	6-2	212	4/6/77	Tupelo, MS	Brookhaven, MS	Cincinnati	.285	45	170	25	45	7	1	8	23	7	32	0	0	0	0.053	



2004 Angels Non-Roster Invitees

No.	PITCHERS (7)	B	T	HL	HT	WL	Born	Birthplace	Residence	2003 Club(s)	W-L	ERA	G	GS	CG	SHO	SV	IP	H	R	ER	BB	SO	MLSV
81	Bergman, Dinsty	L	L	6-5	205	2/17/78	Carson City, NV	Carson City, NV	Carson City, NV	Arkansas	6-5	3.79	50	10	0	0	0	109.1	116	54	46	33	82	0.000
										Salt Lake	0-1	20.25	1	0	0	0	0	1.1	5	5	3	1	0	
60	Cyr, Eric	R	L	6-4	200	2/11/79	Montreal, QUL, CAN	Ada, OK	Ada, OK	Arkansas	6-6	4.96	20	0	0	0	0	103.1	91	61	57	52	78	0.044
										Chattanooga	0-0	13.50	1	0	0	0	0	2	6	3	3	0	0	
75	Dunn, Scott	R	R	6-3	180	5/23/78	San Antonio, TX	San Antonio, TX	San Antonio, TX	Chattanooga	3-2	3.79	31	0	0	0	8	40.1	31	21	17	16	54	0.000
										Birmingham	3-1	1.69	8	0	0	0	0	10.2	8	2	2	5	14	
										Arkansas	1-0	0.00	3	0	0	0	0	5	2	0	0	0	7	
82	Hensley, Matt	R	R	6-2	220	8/18/78	San Diego, CA	San Diego, CA	San Diego, CA	Salt Lake	0-0	11.74	6	0	0	0	0	7.2	9	10	10	11		
20	Middlebrook, Jason	R	R	6-3	215	6/26/75	Jackson, MI	Austin, TX	Austin, TX	Salt Lake	8-12	4.89	27	1	0	0	0	158.1	194	105	86	49	85	0.000
										Norfolk	7-10	4.49	23	0	0	0	0	118.1	121	64	59	33	91	0.170
74	Santana, Ervin	R	R	6-2	150	1/10/83	La Romana, DR	San Cristobal, DR	San Cristobal, DR	New York (NL)	0-0	10.29	5	0	0	0	0	7	13	8	8	4	3	
										Rancho Cucamonga	10-2	2.53	20	1	0	0	0	124.2	98	44	35	36	130	0.000
79	Zamora, Pete	L	L	6-3	180	8/13/75	Mission Viejo, CA	Mission Viejo, CA	Mission Viejo, CA	Arkansas	1-1	3.94	6	0	0	0	0	29.2	23	15	13	12	23	
										Norfolk	5-3	3.49	55	0	0	0	0	90.1	94	42	35	32	53	0.000

No.	CATCHERS (4)	B	T	HL	HT	WL	Born	Birthplace	Residence	2003 Club(s)	AVG	G	AB	R	H	2B	3B	HR	RBI	BB	SO	SB	CS	MLSV
88	Abruzzo, Jared	S	R	6-3	215	10/15/81	San Diego, CA	San Diego, CA	La Mesa, CA	Cedar Rapids	.271	130	468	64	127	30	1	13	73	11	35	1	0	0.000
86	Budde, Ryan	R	R	5-11	205	8/15/79	Midwest City, OK	Midwest City, OK	Midwest City, OK	Arkansas	.240	14	50	6	12	2	1	1	6	2	10	0	0	0.000
68	Mathis, Jeff	R	R	6-0	180	3/31/83	Marianna, FL	Marianna, FL	Marianna, FL	Rancho Cucamonga	.323	98	378	74	122	28	3	11	54	35	74	5	3	0.000
52	Paul, Josh	R	R	6-1	200	5/19/75	Evanson, IL	Naperville, IL	Naperville, IL	Chicago (AL)	.353	13	17	6	6	0	0	0	4	3	3	0	0	2.060
										Charotte	.188	19	64	6	12	0	1	2	5	5	14	1	1	
										Iowa	.253	47	146	12	37	4	0	2	15	8	30	0	2	
										Chicago (NL)	.000	3	6	0	0	0	0	0	0	0	0	3	0	0

No.	INFELDERS (6)	B	T	HL	HT	WL	Born	Birthplace	Residence	2003 Club(s)	AVG	G	AB	R	H	2B	3B	HR	RBI	BB	SO	SB	CS	MLSV
32	Aybar, Erick	S	R	5-11	170	1/14/84	Bain, DR	Bain, DR	Bain, DR	Cedar Rapids	.308	125	456	83	153	30	10	6	57	17	54	32	9	0.000
73	Callespo, Alberto	R	R	5-10	155	4/19/83	Mariacay, Aragua, VZ	Mariacay, Aragua, VZ	Mariacay, Aragua, VZ	Cedar Rapids	.327	133	514	86	168	38	4	2	67	42	28	28	20	0.000
35	Kotchman, Casey	L	R	6-3	210	2/22/83	St. Petersburg, FL	Seminole, FL	Seminole, FL	Rancho Cucamonga	.350	57	206	42	72	12	0	8	28	30	16	2	0	0.000
65	Murphy, Tommy	R	R	6-0	180	8/27/79	Suffern, NY	Boynton Beach, FL	Boynton Beach, FL	Rancho Cucamonga	.267	132	565	74	151	26	6	11	43	31	138	24	12	0.000
10	Riggs, Adam	R	R	6-0	195	10/4/72	Steubenville, OH	Andover, NJ	Andover, NJ	Salt Lake	.294	103	394	59	116	35	0	14	82	37	67	8	2	1.055
										Anaheim	.246	26	61	11	15	4	1	3	5	9	9	3	1	
37	Specht, Brian	S	R	5-11	175	10/19/80	Colorado Springs, CO	Colorado Springs, CO	Colorado Springs, CO	Arkansas	.263	128	458	62	116	18	4	14	63	46	112	12	8	0.000

No.	OUTFIELDERS (3)	B	T	HL	HT	WL	Born	Birthplace	Residence	2003 Club(s)	AVG	G	AB	R	H	2B	3B	HR	RBI	BB	SO	SB	CS	MLSV
76	Gordon, Brian	L	R	6-0	180	8/16/78	West Point, NY	Round Rock, TX	Round Rock, TX	Iucson	.285	124	449	58	119	20	7	13	70	33	93	1	3	0.000
44	Gornault, Nick	R	R	6-3	200	4/19/79	Springfield, MA	Springfield, MA	Springfield, MA	Rancho Cucamonga	.321	97	374	67	120	36	2	14	72	20	82	11	6	0.000
46	Johnson, Gary	L	L	6-3	210	10/29/75	Palo Alto, CA	Alterton, CA	Alterton, CA	Arkansas	.345	29	110	19	38	6	4	2	19	8	25	2	0	0.013
										Salt Lake	.255	121	447	65	114	23	7	12	74	61	112	4	2	
										Anaheim	.375	5	8	1	3	1	0	0	0	1	1	0	1	



2004 Numerical Roster

At Start of Spring Training

1	MOLINA, BENGIE	C	44	GORNEAULT, NICK ★	OF
2	KENNEDY, ADAM	INF	45	ESCOBAR, KELVIM	RHP
3	GREGORIO, TOM	C	46	JOHNSON, GARY★	OF
4	GRIFFIN, ALFREDO	CCH	47	WOODS, JAKE	LHP
5	AMEZAGA, ALFREDO	INF	48	MERCADO, ORLANDO	CCH
6	GUILLEN, JOSE	OF	49	FISCHER, RICH	RHP
7	HATCHER, MICKEY	CCH	51	BOOTCHECK, CHRIS	RHP
9	FIGGINS, CHONE	INF/OF	52	PAUL, JOSH ★	C
10	RIGGS, ADAM ★	INF	53	DONNELLY, BRENDAN	RHP
12	ROENICKE, RON	CCH	54	TURNBOW, DERRICK	RHP
14	SCIOSCIA, MIKE	MGR	55	DAVANON, JEFF	OF
15	SALMON, TIM	OF	56	WASHBURN, JARROD	LHP
16	ANDERSON, GARRET	OF	57	RODRIGUEZ, FRANCISCO	RHP
17	ERSTAD, DARIN	INF/OF	58	JONES, GREG	RHP
18	HALTER, SHANE	INF	59	JENKS, BOBBY	RHP
19	NIEVES WIL	C	60	CYR, ERIC ★	LHP
20	MIDDLEBROOK, JASON ★	RHP	61	SOLIZ, STEVE	CCH
21	COLON, BARTOLO	RHP	62	SHIELDS, SCOT	RHP
22	ECKSTEIN, DAVID	INF	63	GREGG, KEVIN	RHP
23	MCPHERSON, DALLAS	INF	64	WESSON, BARRY	OF
24	BLACK, BUD	CCH	65	MURPHY, TOMMY★	INF
25	GLAUS, TROY	INF	68	MATHIS, JEFF ★	C
27	GUERRERO, VLADIMIR	OF	70	MADDON, JOE	CCH
28	MOLINA, JOSE	C	73	CALLASPO, ALBERTO ★	INF
32	AYBAR, ERICK ★	INF	74	SANTANA, ERVIN ★	RHP
33	GREEN, STEVE	RHP	75	DUNI, SCOTT ★	RHP
34	SELE, AARON	RHP	76	GORDON, BRIAN ★	OF
35	KOTCHMAN, CASEY ★	INF	77	WEBER, BEN	RHP
36	ORTIZ, RAMON	RHP	79	ZAMORA, PETE ★	LHP
37	SPECHT, BRIAN ★	INF	81	BERGMAN, DUSTY ★	LHP
38	ANDRADE, STEVE	RHP	82	HENSLEY, MATT ★	RHP
39	QUINLAN, ROBB	OF	86	BUDDE, RYAN ★	C
40	PERCIVAL, TROY	RHP	88	ABRUZZO, JARED ★	C
41	LACKEY, JOHN	RHP		★ <i>Indicates Non-roster invitees</i>	
43	BITTNER, TIM	LHP			



Pronunciation Guide

Alfredo AMEZAGA (Ah-mezz-uh-ga)
 Steve ANDRADE (On-draw-day)
 Erick AYBAR (Eye-bar)
 Ryan BUDDE (Like Buddy)
 Eric CYR (Seer)
 Jeff DaVANON (Duh-van-un)
 David ECKSTEIN (Eck-styne)
 Chone (Like Shawn) FIGGINS

Troy GLAUS (Gloss)
 Nick GORNEAULT (Gore-no)
 Wil NIEVES (Nee-a-vas)
 Robb QUINLAN (Kwin-lan)
 Ron ROENICKE (Ren-o-key)
 Tim SALMON (Sam-on)
 Ben WEBER (Webb-er)



In-Season Birthdays

April
 Kelvim Escobar, April 11th

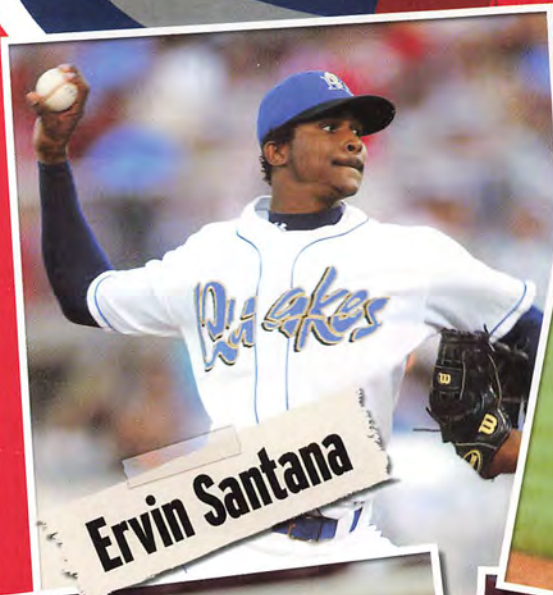
May
 Tom Gregorio, May 5th
 Jose Guillen, May 17th
 Ramon Ortiz, May 23rd
 Bartolo Colon, May 24th

June
 Jose Molina, June 3rd
 Darin Erstad, June 4th
 Kevin Gregg, June 20th
 Aaron Sele, June 25th
 Garret Anderson, June 30th
 Bud Black, June 30th

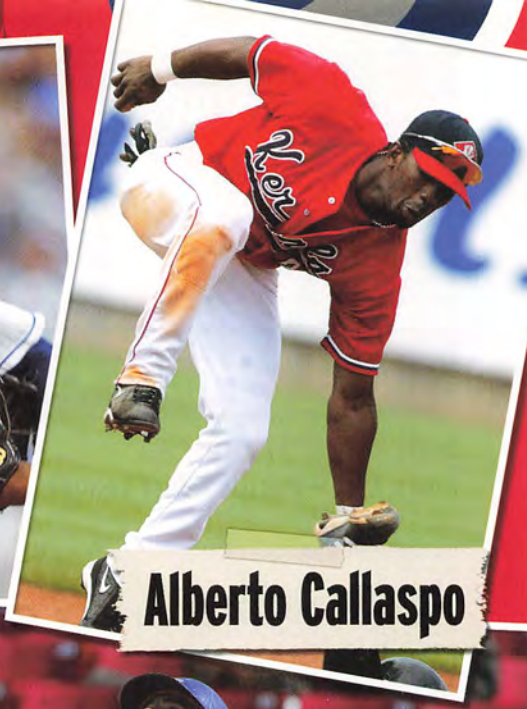
July
 Brendan Donnelly, July 4th
 Bengie Molina, July 20th
 Scot Shields, July 22nd

August
 Troy Glaus, August 3rd
 Jarrod Washburn, August 13th
 Ron Roenicke, August 19th
 Tim Salmon, August 24th


October
 John Lackey, October 23rd
 Chris Bootcheck, October 24th
 Gary Johnson, October 29th




Ervin Santana



Alberto Callaspo



Dallas McPherson



Jeff Mathis

Minor League System

Photos courtesy of: futureangels.com



Minor League Instructors

Field Coordinator	Bruce Hines
Roving Hitting Instructor	Ty Van Burkleo
Roving Pitching Instructor	Mike Butcher
Roving Catching Instructor	Bobby Ramos
Roving Outfield/Baserunning Instructor	Bobby Mitchell
Roving Strength & Conditioning Instructor	Trent Clark
Trainer's Coordinator	Geoff Hostettor
Special Assignment Catching Instructor	Bill Lachemann



Minor League Affiliates

Salt Lake Stingers

Class AAA – Pacific Coast League

FRANKLIN COVEY FIELD
77 West 1300 South
Salt Lake City, UT 84115
(801) 485-3800
(801) 485-6818 FAX
www.stingersbaseball.com



Owner & Vice President	Hilary Drammis
Media Relations Director	Gary Tomlinson
Manager	Mike Brumley
Pitching Coach	Rich Bombard
Coach	Jim Eppard
Trainer	Adam Nevala
2003 Record:	68-75 (3rd place)

Arkansas Travelers

Class AA – Texas League

RAY WINDER FIELD AT WAR MEMORIAL PARK
P.O. Box 55066
Little Rock, AR 72215
(501) 664-1555
(501) 664-1834 FAX
www.travs.com



Exec. V.P./General Manager	Bill Valentine
Asst. General Manager/Public Relations	Pete Laven
Director of Broadcasting/Media Relations	Phil Elson
Manager	Tyrone Boykin
Pitching Coach	Kernan Roman
Coach	Todd Takayoshi
Trainer	Jamie Welch
2003 Record:	70-70 Overall; 33-37 in 1st half (3rd), 37-33 in 2nd half (3rd)

Rancho Cucamonga Quakes

Class A – California League

THE EPICENTER
8408 Rochester Avenue
Rancho Cucamonga, CA 91730
(909) 481-5000
(909) 481-5005 FAX
www.rcquakes.com



Chairman	Hank Stickney
General Manager	North Johnson
Director of Broadcasting/Public Relations	Jason Anaforian
Manager	Bobby Meacham
Pitching Coach	Keith Comstock
Coach	James Rowson
Trainer	Armando Rivas
2003 Record:	74-66 Overall; 40-30 in 1st half (1st), 34-36 in 2nd half (3rd); 1-3 in playoffs Lost to Inland Empire (1-3) in South Division Playoffs

Minor League Affiliates



Cedar Rapids Kernels

Class A – Midwest League

VETERANS MEMORIAL STADIUM

950 Rockford Road S.W.

Cedar Rapids, IA 52404

(319) 363-3887

(319) 363-5631 FAX

www.kernels.com



President	Tom Barbee
General Manager	Jack Roeder
Public/Media Relations	Mike Koobbeck
Director of Broadcasting	John Rodgers
Manager	Bobby Magallanes
Pitching Coach	Erik Bennett
Coach	Justin Baughman
Trainer	Brian Reinker
2003 Record:	66-72 Overall; 32-37 in 1st half (5th), 34-35 in 2nd half (6th)

Provo Angels

Advanced Rookie – Pioneer League

LARRY H. MILLER FIELD AT MILLER PARK

1516 N. Technology Way

Orem, UT 84097

(801) 377-2255

(801) 377-2345 FAX

www.provoangels.com



Chairman	Linda Gach Ray
President	Rob Owens
General Manager	Dave Jacobsen
Public Relations Director	Zachary Fraser
Manager	Tom Kotchman
Pitching Coach	Zeke Zimmerman
Coach	Kevin Ham
Trainer	Aaron Wells
2003 Record:	.54-22 Overall; 24-14 in 1st half (1st), 30-8 in 2nd half (1st), 2-3 in playoffs Defeated Ogden (2-1) in South Division Championship; Lost to Billings (0-2) in League Championship

Mesa Angels

Rookie – Arizona Summer League

GENE AUTRY PARK

4125 East McKellips

Mesa, AZ 85215

(480) 830-4137

(480) 830-5212 FAX



Operations Manager	Eric Blum
Manager	Brian Harper
Pitching Coach	Jack Uhley
Coach	Keith Johnson
Trainer	TBA
2003 Record:	.21-35 Overall; 9-16 in 1st half (7th), 11-13 in 2nd half (5th)

San Pedro de Macoris Angels

Rookie – Dominican Summer League

ANGELS DOMINICAN COMPLEX

El Penon, San Pedro de Macoris, DR

(809) 591-1785



Manager	Charlie Romero
Pitching Coach	Santos Alcalá
Coach	Edgal Rodríguez
Trainer	Miguel Arias
2003 Record:	34-30 Overall (3rd)



Minor League Field Staff



Bruce Hines Field Coordinator

Born: Nov. 7, 1957

Resides: Mesa, AZ

Begins 19th season in Angels' organization and second as minor league field coordinator...Spent 2002 as roving infield instructor...Served as roving outfield instructor in 2001 and roving defense instructor for three previous seasons (1998-2000) after spending three seasons (1995-97) as minor league manager... Owns 211-192 (.524) managerial record in Angels' organization...Led triple-A Vancouver to 75-68 record and trip to post-season play (0-3) with a first-place first-half finish in 1997...Managed rookie-level Mesa for two seasons, posting 35-21 record in 1995 and 24-32 mark in 1996...Spent one season (1994) as coach at single-A Lake Elsinore...Had one other stint in Angels' organization, managing single-A Salem for two seasons (1985-86), posting 77-71 record, and serving as roving instructor for four seasons (hitting in 1987 and defense in 1988-90)...Was first base coach/outfield instructor for California Angels in 1991 under manager Doug Rader...Also served as free agent scout with Angels for seven years (1984-90)...Managed Oakland A's Arizona Rookie League team for two seasons (1992-93), winning the Arizona League championship each year...Played three seasons in San Diego and Oakland farm systems (1980-82)...Received degree in physical education from University of LaVerne in 1980...Played football and baseball at Bonita High in Pomona (CA)...Father Ben was hitting coach for Los Angeles Dodgers and former head coach at LaVerne...Has two children (Brittany and Ryan)...Full name is Bruce Edwin Hines.



Ty Van Burkleo Roving Hitting Instructor

Born: Oct. 7, 1962

Resides: Grass Valley, CA

Begins fourth season as Angels' roving hitting instructor...Spent previous four seasons as minor league coach in Arizona Diamondbacks' organization (1997-2000)...Joined Diamondbacks as coach at rookie Lethbridge in 1997...Became coach at single-A High Desert in 1998 and double-A El Paso in 1999-2000...Began coaching career as player/coach for Angels at single-A Lake Elsinore in 1996...Played professionally for 14 seasons, reaching major leagues as first baseman with California Angels in 1993 and Colorado Rockies in 1994...Made major league debut, July 28, 1993, and hit .152 (5/33) with one home run in 12 games...Was hitless in five at-bats with Rockies in 1994...Played five years in Japan for Seibu (1987-90) and Hiroshima (1991) before signing with Angels in 1993...Led 1988 Seibu club to Japan Championships, earning Player of Year honors after hitting .268 with 38 home runs and 90 RBI...Originally signed as free agent in 1981 by Milwaukee out of Los Angeles Valley College...Graduated from Chatsworth (CA) High School in 1980...Released by Brewers in 1984 and signed by Angels later that year...Married (Christine) with five children (Britney, Cameron, Sierra, Devin and Walker)...Full name is Tyler Lee Van Burkleo.



Mike Butcher Roving Pitching Instructor

Born: May 10, 1965

Resides: Phoenix, AZ

Begins second season as roving pitching instructor after three seasons as pitching coach at various levels in Angels' organization...During off-season, was pitching coach for the 2003 Scottsdale Scorpions in the Arizona Fall League...Served as pitching coach at triple-A Salt Lake in 2002, double-A Arkansas in 2001 and rookie-level Butte in 2000...Played professional baseball for 14 seasons, including seven seasons in Angels' organization, before retiring in 1999...Appeared four seasons as right-handed pitcher in major leagues with California (1992-95), compiling 11-4 record with 4.47 ERA (137 IP - 68) and nine saves in 115 relief appearances...Made major league debut, July 6, 1992, at Toronto...Recorded first major league win, Aug. 21 at New York...Originally signed by Kansas City as a second round draft pick in 1986...Attended Northeastern Oklahoma A&M, earning degree in Hotel/Restaurant Administration in 1986...Manages Aunt Chilada's Restaurant and Rustler's Roost in Arizona...Prepped at United Township (IL) High School, where he wrestled and played football and baseball before graduating in 1983...Married (Tami) with two children (Madison and Tatum)...Full name is Michael Dana Butcher.

Minor League Field Staff



Bobby Ramos **Roving Catching Instructor**

Born: Nov. 5, 1955

Resides: Miami, FL

Begins fifth season in Angels' organization and second as Angels' roving catching instructor...Spent three previous seasons (2000-02) as Angels' major league bullpen coach...Before joining Anaheim, he spent three seasons (1997-99) as minor league manager for Tampa Bay Devil Rays... Guided rookie-level Princeton in 1999 and Gulf Coast League Devil Rays in 1997-98...Led 1998 Devil Rays to Gulf Coast League Northern Division championship...Joined Tampa Bay as bullpen coach, Sept. 1, 1998, when Orlando Gomez assumed third base coaching duties after Greg Riddoch was lost for season with torn Achilles tendon...Spent three seasons managing Astros' Gulf Coast League team (1994-96), compiling 104-72 record...Guided 1994 Astros to first GCL title in franchise history...Began managerial career at Houston's single-A Asheville affiliate in 1993...In six seasons, compiled a 216-229 managerial record...Served as coach and roving minor league instructor in Astros' farm system (1989-92)...Played parts of five seasons in major leagues with Expos (1978, 80-81, 83-84), primarily as backup to catcher Gary Carter...Made major league debut, Sept. 26, 1978...Also played in New York Yankees (1982), California Angels (1979, 85), Kansas City Royals (1986-87) and San Francisco Giants (1988) farm systems before concluding playing career in 1988...Originally selected by Expos in seventh round of June 1974 free agent draft...Graduated from Jackson High School in Miami, FL, in 1974...Born in Cuba, he emigrated to Miami at age 13...Married (Maria) with three children (Elayne, Jason, Emily)...Full name is Roberto Ramos.



Bobby Mitchell **Roving Outfield/Baserunning Instructor**

Born: April 7, 1955

Resides: San Diego, CA

Begins second season as Angels' roving outfield/baserunning instructor...Spent six previous seasons (1997-2002) in Red Sox organization as roving outfield/baserunning coach...Worked in same capacity for San Diego Padres in 1995-96 and Montreal Expos from 1992-94...Played four seasons in the major leagues with Los Angeles (1980-81) and Minnesota (1982-83), compiling a .243 lifetime batting average with 43 RBI in 202 major league games...Was a member of the 1981 World Champion Dodgers team...Set a San Antonio (double-A Texas League) franchise record with 49 stolen bases...Drafted by Los Angeles in seventh round of June 1977 draft... Played outfield at University of Southern California (1974-77), where he was member of 1974 NCAA Championship squad... Played for U.S. National Team for three seasons (1974-76)...Married (Kim) with five children (Carrie, Ryan, Ian, Jordan and Myles)...Full name is Robert Van Mitchell.



Trent Clark **Roving Strength And Conditioning Instructor**

Born: Dec. 31, 1969

Resides: Mesa, AZ

Begins sixth season with Anaheim as roving strength and conditioning instructor...Came to Angels in 1999 after serving as president of FIT to a T Custom Gyms & Fitness in Novi, MI, in 1998...Spent two previous seasons (1996-97) as assistant strength and conditioning coach for the Cleveland Indians...Served as graduate assistant strength coach at Michigan State University in East Lansing, MI, in 1995...Performed internships with Detroit Tigers as strength and conditioning coach in 1994 after spending 1993 fall quarter as student strength assistant at University of Toledo (OH), where he played baseball (outfielder) and earned a bachelor's degree in physical education in 1993...Married (Kerri) with two sons (Noah and Brigham)...Full name is Trent Mitchell Clark.



Minor League Managers



Mike Brumley Triple-A Salt Lake

Born: April 9, 1963

Resides: Tucson, AZ

Begins fourth season as manager in Angels' organization and third at triple-A Salt Lake... Owns 382-362 (.513) minor league managerial record in six seasons, including a 68-75 record in 2003... Recorded 350th career victory, June 24th, 2003, in 5-4 win vs. Las Vegas (Game 1 of doubleheader)... In 2002, he led Stingers to Central Division title with 78-66 record overall (in playoffs, club went 3-0 in American Conference Championships before falling 1-3 to Edmonton in PCL Championships)... Was selected as coach of U.S. Team for 2002 MLB Futures Game in Milwaukee,

WI, before All-Star Game... Spent 2001 at double-A Arkansas, where he posted 66-70 record (and 5-1 in playoffs) and led Travelers to Texas League Championship... Served as minor league bunting instructor for White Sox organization in 2000... Spent 1999 as manager of single-A South Bend (Arizona Diamondbacks' affiliate), leading Silver Hawks to 68-71 record and third place finish... Managed rookie-level Tucson to 24-31 mark (4th place) of Arizona League for Diamondbacks in 1998... Began managerial career in 1997 with Rio Grande Valley of independent Texas-Louisiana League, posting 39-49 record... Played parts of eight seasons in major leagues as utility infielder/outfielder with Chicago Cubs (1987), Detroit (1989), Seattle (1990), Boston (1991-92), Houston (1993, 1995) and Oakland (1994), retiring after the 1996 season... Posted .206 (131/635) career batting average with three home runs and 38 RBI in 295 major league games... Hit .271 (1078/3984) with 57 home runs and 441 RBI in 1,135 minor league games... Played every position but catcher in 14-year professional career... Member of Pacific Coast League champions Las Vegas (1988) and Tucson (1993)... Made major league debut, June 16, 1987 for Cubs... Selected in second round of June 1983 draft by Boston Red Sox... Attended University of Texas (1982-83) and was teammate of Roger Clemens, Spike Owens and Calvin Schiraldi... Appeared in three straight College World Series (1981-83), including 1983 national championship team when he made final put-out vs. Alabama in final game and was named to All-Tournament team after batting .455... Graduated from Union High School in Broken Arrow, OK, in 1980... Father Mike played parts of three seasons for Washington Senators (1964-66)... Married (Dana) with four children (Logan, Shailey, Erin and Jackson Gray)... Full name is Anthony Michael Brumley.



Ty Boykin Double-A Arkansas

Born: April 25, 1968

Resides: Hamden, CT

Will manage Arkansas for second straight season after spending 2002 as Travelers' hitting coach... Member of Angels' organization as player or coach since 1991... Owns 171-220 (.437) managerial record... In 2001, led Cedar Rapids to 60-77 record in first full season as manager (the first took over position, May 5, 2000, when previous manager Mitch Seoane was dismissed)... Led Kernels to 41-73 mark over remainder of 2000 season... Served as hitting coach for Cedar Rapids from 1998-2000... Spent 1997 season as hitting coach at single-A Lake Elsinore after retiring as player

following 1996... Was player-coach in final playing season at double-A Midland in 1996... Played outfield for six seasons (1991-96) in Angels' organization, reaching double-A level... Owns .255 (440/1,726) career batting average with 34 home runs and 240 RBI in 513 games... Signed with Angels as free agent in May 1991 (he was signed by fellow Angels' manager Tom Kotchman)... Attended Jacksonville (FL) University from 1986-91... Graduated from Brookland-Casey High School in Casey, SC, in 1986... Married (Sharon) with two sons (Tyrone Jr. and Aaron)... Full name is Tyrone Anthony Boykin.



Bobby Meacham Single-A Rancho Cucamonga

Born: Aug. 25, 1960

Resides: Littleton, CO

Begins third season in Angels' organization as manager at single-A Rancho Cucamonga after working for Pittsburgh Pirates for previous nine seasons... Owns 294-343 (.461) record in five seasons as minor league manager... In 2003, he led Quakes to the South Division first half title and a 74-66 overall record (Rancho lost in the South Division playoffs, 3-1)... Served as manager for the California League squad in the 2003 California-Carolina All-Star Game... In his first season at Rancho (2002), he led Quakes to a 52-88 record... Served as Pirates' roving infield instructor for

five seasons (1997-2001) and roving base-running instructor in 1996... Managed triple-A Calgary in 1995 (58-83) and single-A Carolina (74-66) in 1994, leading Mudcats to league championship series... Spent 1993 season as coach with triple-A Colorado Springs Sky Sox (Rockies organization)... First managerial post came in 1992 at single-A Eugene (36-40) in Kansas City organization... Served as coach at Eugene in 1991... Originally selected by St. Louis in first round (eighth pick overall) of 1981 June free agent draft... Made major league debut with New York Yankees, June 30, 1983, and played six seasons (1983-88) with Yankees as shortstop... Compiled .236 average with eight home runs, 114 RBI and 57 stolen bases in 457 major league games... Attended San Diego (CA) State University from 1979-81, earning All-American honors... Married (Gari) with three children (daughters Brooke and Alexandra and son Colton).

Minor League Managers



Bobby Magallanes Single-A Cedar Rapids

Born: Aug. 18, 1969

Resides: Litchfield Park, AZ

Begins first season as manager at single-A Cedar Rapids and third season in Angels' organization...Spent previous two seasons as hitting coach at rookie-level Mesa and as a free agent scout...Before joining the Angels, played six seasons in the Mexican League for the Mexico City Diablos (1996-98), Cancun Lobstermen (1998), Torreón Cottonpickers (1999), Mexico City Tigers (2000-01) and Puebla Parrots (2001)...His 2000 Mexico City team won the Mexican League summer championship...Also played for Allentown of independent Northern League in 1999...Drafted by Seattle in 50th round of 1989 free agent draft and signed in August 1989 after spending summer playing for Team USA...Was named MVP of the Team USA Series against both Japan and Korea...Played three seasons (1990-92) in the Mariners' organization before injuries hampered his career (he suffered season-ending ankle injury in 1992 and shoulder injury in 1993)...Baseball America named him Best Defensive Third Baseman in 1991...Underwent "Orel Hersher" surgery in 1993 and, following two-year rehabilitation stint, signed with Chicago Cubs in 1995...Torn hamstring on final day of spring training caused him to miss minor league season...Played in Texas-Louisiana Independent League in 1995 for both Pueblo and Rio Grande Valley...In 1996, signed by Houston Astros, playing for Texas League Champion Jackson Generals...Graduated in 1987 from Bell (CA) High School, where he played baseball (shortstop) and basketball (guard)...Played baseball two seasons (1988-89) at Cerritos (CA) Junior College, winning state title in 1989...Brother Ever played eight seasons for Indians, White Sox and Rangers, reaching the major leagues with Cleveland in 1991, and the last nine seasons in Mexican League...Bobby is married (Claudia) with one child (Paulina).



Tom Kotchman Rookie Level Provo

Born: Aug. 14, 1954

Resides: Seminole, FL

Owns longest tenure of any Angels' manager in farm system, beginning 21st season with club and 26th overall in professional baseball...Has 1,091-826 (.569) managerial record in Angels' organization...Begins fourth season at rookie-level Provo after leading 2003 Angels to a 54-22 record, tying a Pioneer League record for most wins, and a third-straight South Division title...Was named 2003 All-Pioneer League honorable mention manager...In 2002, he led Angels to 38-38 record and second-straight post-season appearance...Provo won South Division title (2-0) before losing in Pioneer League Championships (1-2)...He posted 1,000th career victory in second game (and first win) of season, June 18, 2002 (a 16-8 victory over Casper Rockies)...In

2001, he led Provo to 53-23 record (2-2 in playoffs) and the Pioneer League South Division Championship...Spent 11 previous seasons at Angels' single-A Boise (1990-2000), guiding Hawks to four Northwest League championships, including unprecedented three straight (1991, 1993-95)...Also won Division crowns four other times (1990, 1997-98, 2000)...Boise finished in first place tie with 41-35 record in 2000 as he posted 500th Northwest League victory, Sept. 4...Named Northwest League Manager of Year once (1992)...Spent three seasons (1987-89) as manager of triple-A Edmonton, posting 195-230 record...Named California League Manager of Year in 1986 with Palm Springs and in 1984 with Redwood...Has also managed in Boston and Detroit organizations, winning Manager of Year with rookie-level Bristol in 1980...Has managed current major leaguers Roger Clemens, Devon White, Mark McLemore, Dante Bichette, Garret Anderson and Troy Percival...Attended Chipola (FL) Junior College (1973-74) and graduated from Georgia Southern in 1976...Played professionally in Cincinnati organization for two years (1977-78)...Inducted into Seminole (FL) High School's Basketball Hall of Fame in Jan. 1994...Also works as free agent area scout for Angels in Florida during off-season...Married (Susan) with two children (son Casey and daughter Christal)...First baseman Casey was Angels' first round draft pick in 2001...Full name is John Thomas Kotchman.



Brian Harper Rookie Level Mesa

Born: Oct. 16, 1959

Resides: Scottsdale, AZ

A 17-year major league catcher who begins fourth season as manager for Angels' rookie club Mesa in Arizona Summer League (ASL)...Owns 78-90 (.464) record in three seasons as minor league manager...Led Mesa to 28-28 record in both 2002 and 2003 and 22-34 record in 2001...Spent two seasons (1998-99) as Arizona Diamondbacks' chapel leader...Caught one game for Arizona's triple-A affiliate Tacoma (0/4, 1 SO) in 2000 before joining Peoria of rookie ASL as coach...Played parts of 20 professional seasons after selection by California Angels in fourth round of June 1977 draft...Made major league debut with Angels, Sept. 29, 1979 at Texas (0/2) and collected first major league hit, Sept. 7, 1981 at Kansas City (off Mike Jones)...Traded to Pittsburgh, Dec. 11, 1981, for Tim Lincecum...Owns .295 average (931/3151) with 63 home runs and 428 RBI in 1,001 major league games...Played for eight different clubs: California (1979, 1981), Pittsburgh (1982-84), St. Louis (1985), Detroit (1986), Oakland (1987, 1995), Minnesota (1988-93) and Milwaukee (1994)...Retired May 4, 1995 while with Oakland...Best season was 1989 when he hit a career-best .325...Posted highs in home runs (12), RBI (73, also set in 1992) and hits (161) in 1993...Appeared in League Championship Series and World Series with 1985 Cardinals and was starting catcher for World Champion Twins in 1991...Owns .263 LCS average in six games and .360 World Series average in 11 games...Served as head coach at Scottsdale Christian High School from 1996-1998 and was an assistant at Desert Mountain High School in Scottsdale in 2000...Graduated from San Pedro (CA) High School in 1977...Gives private hitting and catching instruction during the off-season...Brother, Glenn, was outfielder-pitcher in New York Mets' system...Has three sons (Brett, Derek and Lance)...Son Brett is a first baseman-third baseman in the New York Mets' farm system...Was recently married (wife's name is Kim and she has two sons, John and Tommy)...Full name is Brian David Harper.



Minor League Staff



Erik Bennett

Cedar Rapids
Pitching Coach



Rich Bombard

Salt Lake
Pitching Coach



Jim Eppard

Salt Lake Coach



Kevin Ham

Provo Coach



Keith Johnson

Mesa Coach



Bill Lachemann

Special Assignment
Catching Instructor



Kernan Ronan

Arkansas Pitching Coach



James Rowson

Rancho Cucamonga
Coach



Todd Takayoshi

Arkansas Coach



Jack Uhey

Mesa Pitching Coach



Zeke Zimmerman

Provo Pitching Coach



Eric Blum

Mesa Operations



Armando Rivas

Rancho Cucamonga
Trainer



Jaime Welch

Arkansas Trainer

Not shown: Justin Baughman, Keith Comstock, Geoff Hostetter, Adam Nevela, Brian Rinker, Aaron Wells

2003 Minor League Review



The Angels' farm system concluded the 2003 season with a 353-340 (.509) record overall (ninth-best among all major league clubs) and 3-6 in the playoffs. It is the Angels' best winning percentage since 1995 (379-300, .560) and fourth-best percentage dating back to 1987. Two teams (Rancho Cucamonga and Provo) qualified for post-season as division champions with Rancho Cucamonga losing in the first round (1-3) and Provo winning the South Division title (2-1) before losing in the Championship Series (0-2). *Sportsticker* and *USA Today* named the Angels' farm system as the **2003 Organization of the Year**.

SALT LAKE STINGERS (68-75): The Stingers, under manager **Mike Brumley**, concluded the 2003 season with a 68-75 record and third place finish in the Pacific Coast League's North Division (5.5 games out of first). Salt Lake lost 10 of its final 12 games to miss the playoffs and ended with the first losing season in franchise history. The Stingers set franchise records for stolen bases (145) and fewest homers (106) in a season. Offensively, Salt Lake ranked fourth in the PCL with a .284 batting average. **INF Chone Figgins**, who set the club career triples record (33, 2 seasons: old mark, 23), led the league and the national rankings with 15 triples (tied). **INF Adam Riggs**, who tied for the league lead in doubles (35), led Salt Lake in home runs (14) and RBI (82). **INF Keith Johnson** finished fourth in the league with 33 doubles and led the Stingers in at-bats (451) and total bases (199). **INF Trent Durrington**, who led the Stingers in runs scored (81) and hits (135), finished fifth in the league with 35 stolen bases. On the mound, the Stingers ranked 13th in the PCL with a 4.65 team ERA. **RHP Steve Green** (9-5, 4.66 ERA) led the Stingers in wins and **RHP Matt Henley** (8-12, 4.89 ERA) led the club with 85 strikeouts. **RHP Bart Madich**, who extended his Salt Lake all-time saves record to 57, had a team-leading 16 saves. **RHP Chris Bootcheck** (8-9, 4.25 ERA) finished fourth in the league in innings pitched (171.1) and tied for second with three complete games. Salt Lake, which ranked fifth in the PCL in attendance, also saw its first-ever attendance increase from the previous season (474,647 in 2003 after 460,839 in 2002).

ARKANSAS TRAVELERS (70-70): Under manager **Tyrone Boykin**, Arkansas compiled a 70-70 overall Texas League mark, including 33-37 in the first half (third place) and 37-30 in the second half (third place). The Travelers ranked fifth in the league with a .269 team batting average. On the mound, Arkansas owned a 4.00 team ERA (third in the league). **OF Jake Weber** finished as the league's leading hitter with a .302 average and ranked third in hits (136). Among all minor leaguers, **Weber** tied for 13th in hits and finished 12th in hardest to strike out (1 K per 13.58 PA). He also led the Travelers in games (163), at-bats (539), runs scored (67), total bases (215) and doubles (31) and was selected to the Texas League Post-Season All-Star Team. **OF Nathan Haynes** tied for second in the league with 10 triples and finished fourth in stolen bases (27). His 13 triples overall in 2003 ranked fourth-best nationally. **SS Brian Specht** led Arkansas with 14 home runs and **1B Mike O'Keefe** added a team-leading 71 RBI and 62 walks. Among the league leaders in pitching, **RHP Joel Peralta** (5-4, 2.24 ERA) ranked fifth with 20 saves and **RHP Mike Brunel** finished second in home runs allowed (16). **RHP Scott Schneider** led the Travelers with eight victories. **RHP Rich Fischer** led Arkansas with 123 strikeouts, 11 losses, 26 starts and 154.1 innings pitched. **RHP Bobby Jenks**, who missed considerable time due to injury, finished with a 7-2 record and a Traveler-best 2.17 ERA. Among all relief pitchers, **RHP Stephen Andrade** (5-1, 2.65 ERA) finished second in the nation in average against (.139) and tied for fourth in strikeout ratio (13.50 per 9 IP).

RANCHO CUCAMONGA QUAKES (74-66): The Quakes, who finished 74-66 overall, captured the California League South Division title in the first half with a 40-30 record and finished 34-36 in the second half for third place. In the South Division playoffs, the Quakes lost three of four games to the Inland Empire 66ers after a first-round bye. Rancho Cucamonga won the league attendance crown for the 11th straight year (4,292 avg.), drawing 296,118 fans in 69 games. Under second-year manager **Bobby Meacham**, the Quakes compiled a .275 batting average (fourth-best in the league) and finished second with 122 home runs. On the mound, Rancho Cucamonga ranked seventh with a 4.50 ERA, tied for the league lead with six complete games and led the league with 42 saves. **C Jeff Mathis** finished fourth in the league in batting average (.323) and was selected to the California League Post-Season All-Star Team. **OF Nick Gorneault** (.321) ranked fifth among the batting average league leaders and drove in a team-leading 72 RBI. **Gorneault** also ranked fourth in the league in doubles (36) and third in slugging percentage (.540) and, in the national rankings, tied for fourth in doubles (42 overall in 2003), sixth in extra-base hits (64) and 12th in total bases (260). **2B Justin Turner** tied for second in the league with nine triples. **3B Dallas McPherson**, who was also named to the Post-Season All-Star Team, led the Quakes in home runs (28) and walks (41), and his .596 combined slugging percentage in 2003 ranked third-highest among all minor leaguers. **SS Tommy Murphy** was the Quakes' leader in games (132), at-bats (565), runs (74), hits (151), total bases (221) and stolen bases (24). On the mound, the Quakes were led by California League Pitcher of the Year **RHP Ervin Santana** (10-7), who compiled a league-best 2.53 ERA and led the Quakes with 130 strikeouts before his promotion to Arkansas in July. **Santana** finished 13th among all minor league pitchers in average against (.212, tied). **LHP Jake Woods** (12-7, 4.04 ERA) led the league in innings pitched (171.1) and topped the club in wins and starts (28). **LHP Jonathan Rouwenhorst** (1-5, 1.73 ERA) ranked second in the league with 20 saves and led the club in appearances (52, tied with **RHP Mark O'Sullivan**).

CEDAR RAPIDS KERNELS (66-72): Under manager **Todd Claus**, the KERNELS concluded the 2003 season with a 66-72 overall record, going 32-37 in the first half (5th place) and 34-35 in the second half (6th). Cedar Rapids led the league in hitting with a .265 average, ranking first among the 14 teams in hits (1238). **2B Alberto Callaspo** finished as the league leader in batting average (.327), hits (168, 8th in the nation), runs scored (86) and doubles (38, tied). **Callaspo**, who was named to the Midwest League Post-Season All-Star Team, also led the KERNELS in games (133) and at-bats (514). Among all minor leaguers, he ranked second in hardest to strike out (1 K per 20.18 PA) and eighth in hits. **SS Erick Aybar**, who was also selected to the Post-Season All-Star Team, finished fifth in the league in average (.308), fourth in hits (153) and runs scored (83) and second in triples (10), leading the KERNELS in triples, total bases (221) and stolen bases (32). His .308 average ranked first among all minor league shortstops and ninth among all switch-hitters. On the mound, Cedar Rapids' 3.99 ERA ranked 11th in the Midwest League standings. **RHP Jean Toledo** (12-7) finished sixth in the league with a 2.44 ERA and led the KERNELS in wins. **RHP Rafael Rodriguez** (10-11) led Cedar Rapids in games started (26), innings pitched (144.0) and strikeouts (100). **RHP Ozzie Lugo** was ranked first in the club in games (52) and saves (10).

PROVO ANGELS (54-22): Provo, under longtime Angels' minor league manager **Tom Kotchman**, started off the 2003 season with a 9-11 record before rebounding to capture a Pioneer League record-tying 54 wins (54-22 overall). The Angels won the South Division title in both halves of Pioneer League play, going 24-14 in the first half and 30-8 in the second half. After losing the opening game of the Pioneer League South Division Playoffs (4-2), the Angels won the next two games to take the South title, winning 20-5 and 6-1 over the Ogden Raptors (Los Angeles affiliate). Provo then lost both games of the Pioneer League Championship Series to the Billings Mustangs (Cincinnati affiliate), losing the opener at home 8-5 in 11 innings and the second game on the road, 3-0 (the Angels were no-hit in that contest). The Angels ranked as the league's top offensive team with a .304 batting average and finished first in at-bats (2,691), runs scored (538), hits (817), home runs (70) and walks (294). On the mound, Provo ranked second in ERA (3.62) and led the league in wins. **OF Warner Madrigal**, who was named to the Pioneer League All-Star Team, led the league in hits (103), doubles (28), runs scored (75), slugging percentage (.581) and extra-base hits (39). **Madrigal**, who ranked second in batting average (.369) and fourth in RBI (51), also led the Angels in games played (70), at-bats (279) and total bases (162). **2B Howard Kendrick** finished third in the league with a .368 average and .434 on-base percentage and was second in runs scored (65) and fourth in hits (86). **C Bobby Wilson** led the league with 62 RBI. **OF Matt Pali** ranked eighth in batting average (.327) and fourth in on-base percentage (.422). **3B Matt Brown**, who led the Angels with 42 walks, tied for third in the league in home runs and tied for second in RBI (52). **OF Reggie Willis** was tops on the Angels in triples (4) and stolen bases (14). In the Pioneer League pitching rankings, **LHP Daniel Davidson** led the league with a 1.64 ERA and finished tied for third with eight wins (8-2), earning All-League mention. **Davidson** also led the Angels in starts (13) and innings pitched (71.1). **RHP Abel Moreno**, who was named the League's Pitcher of the Year, led the league in wins (10-0) and finished third in ERA (2.38) and fifth in strikeouts (79). **RHP David Austen** led Provo with nine saves and tied with **RHP Aaron Pullin** for most appearances (23).

MESA ANGELS (28-28): The Angels, under third-year manager **Brian Harper**, concluded the 2003 Arizona League season with a 21-35 record (including a 1-6 record against the Surprise Royals #2 team whose games don't count in the standings). The Angels were 9-16 in the first half (7th place) and 11-13 in the second half (5th). Overall, the Angels compiled a 261 team batting average (No. 9 in the league) and a 5.41 ERA (No. 8). Offensively, **1B Baltazar Lopez** led Mesa with a .301 average and 12 doubles. **SS Sean Rodriguez** led the Angels in games (54), at-bats (216), hits (58) and stolen bases (11). **OF Jordan Renz** was tops on the club in runs scored (31), total bases (91) and triples (7) while **1B Chris Walton** was the team leader in home runs (6) and RBI (36). On the mound, **RHP Jason Cox** (3-3) finished eighth in the league with a 3.81 ERA in an Angels-best 10 starts. Reliever **RHP Mitch Arnold** appeared in a club-high 21 games and led the Angels with four saves.



Minor League Awards & Honors

Angels Organizational Players of the Year

Minor League Co-Players of the Year	Alberto Callaspo/Dallas McPherson
Minor League Pitcher of the Year	Ervin Santana
Minor League Defensive Player of the Year	Jeff Mathis

Angels Monthly Honors

April

Player of the Month	SS Alfredo Amezaga (.340, 5 2B, 1 HR, 9 RBI)
Pitcher of the Month	RHP Ervin Santana (2-0, 1.78 ERA)
Defensive Player of the Month	OF Nick Kimpton (1,000, 0 E/50 TC)

May

Player of the Month	OF Nick Gorneault (.325, 11 2B, 2 3B, 7 HR, 32 RBI)
Pitcher of the Month	RHP Steven Shell (3-1, 2.57 ERA)
Defensive Player of the Month	SS Alfredo Amezaga (.979, 2 E/94 TC)

June

Player of the Month	C-INF Trent Durrington (.364, 4 2B, 3 3B, 3 HR, 17 RBI)
Pitcher of the Month	RHP Ervin Santana (4-0, 2.03 ERA)
Defensive Player of the Month	OF Nathan Haynes (.985, 1 E/67 TC)

July

Player of the Month	3B Dallas McPherson (.369, 7 2B, 1 3B, 11 HR, 25 RBI)
Pitcher of the Month	RHP Rafael Rodriguez (5-1, 1.85 ERA)
Defensive Player of the Month	C Ryan Budde (.985, 3 E/196 TC)

August

Player of the Month	2B Howard Kendrick (.451, 10 2B, 2 3B, 2 HR, 16 RBI)
Pitcher of the Month	RHP Bobby Jenks (3-1, 0.82 ERA)
Defensive Player of the Month	OF Ransel Melgarejo (.984, 1 E/63 TC)

Angels Individual Honors

Jared Abruzzo, C	Midwest League All-Star Game Selection
Alfredo Amezaga, SS	Organization Player of the Month, April Organization Defensive Player of the Month, May Pacific Coast League All-Star Game Selection
Erick Aybar, SS	SportsTicker 2003 All-Teen Team Honorable Mention Midwest League Post-Season All-Star Team Midwest League All-Star Game Selection
Tim Bittner, LHP	California League Pitcher of the Week, Aug. 18-24
Matt Brown, INF	Pioneer League Player of the Week, Aug. 11-17 Pioneer League Post-Season Honorable Mention
Mike Brunet, RHP	Texas League Pitcher of the Week, Aug. 18-24
Ryan Budde, C	Organization Defensive Player of the Month, July Texas League All-Star Game Selection
Alberto Callaspo, 2B	Organization Co-Player of the Year SportsTicker 2003 All-Teen Team Topps Midwest League Player of the Month, July Midwest League Post-Season All-Star Team Midwest League All-Star Game Selection
Eric Cyr, LHP	Texas League Pitcher of the Week, April 21-27
Daniel Davidson, LHP	Pioneer League Pitcher of the Week, July 14-20 & Aug. 25-31 Pioneer League Post-Season All-Star Team
Trent Durrington, INF	Organization Player of the Month, June
Jim Eppard, Coach	Triple-A All-Star Game Coach
Adrian Gooss, RHP	Pioneer League Rolaids Relief Man, June
Nick Gorneault, OF	Organization Player of the Month, May California League Player of the Week, July 21-27 California League All-Star Game Selection Texas League Player of the Week, Aug. 4-10
Nathan Haynes, OF	Organization Defensive Player of the Month, June Texas League All-Star Game Selection (alternate)

Minor League Awards & Honors



Andrew Hill, RHP	Arizona League Pitcher of the Week, Aug. 18-24
Kenny James, OF	Topps Texas League Player of the Month, Aug.
Bobby Jenks, RHP	Organization Pitcher of the Month, August
Kevin Jepsen, RHP	Midwest League All-Star Game Selection (dnp)
Howard Kendrick, INF	Pioneer League Post-Season Honorable Mention Topps Pioneer League Player of the Month, August Organization Player of the Month, August Pioneer League Player of the Week, Aug. 25-31
Nick Kimpton, OF	Organization Defensive Player of the Month, April
Casey Kotchman, IB	California League Player of the Week, Aug. 11-17
Warner Madrigal, OF	Pioneer League Post-Season All-Star Team
Jeff Mathis, C	Organization Defensive Player of the Year California League Post-Season All-Star Team California League Co-Player of the Week, May 19-25 California League All-Star Game Selection MLB Futures Game Selection (U.S. Team)
Dallas McPherson, 3B	Organization Co-Player of the Year California League Post-Season All-Star Team Topps California League Player of the Month, July Organization Player of the Month, July California League Player of the Week, July 14-20 Texas League Player of the Week, Aug. 11-18
Ransel Melgarejo, OF	Organization Defensive Player of the Month, August
Abel Moreno, RHP	Pioneer League Pitcher of the Year Pioneer League Post-Season All-Star Team Pioneer League Pitcher of the Week, Aug. 4-10
Mike O'Keefe, OF	Texas League All-Star Selection Texas League Player of the Week, April 6-13
Matt Pali, INF-OF	Pioneer League Post-Season Honorable Mention Pioneer League Player of the Week, July 21-27
Joel Peralta, RHP	Texas League Rolaids Relief Man, April Texas League Pitcher of Week, Aug. 14-20 Texas League All-Star Game Selection
Greg Porter, OF	Midwest League Player of the Week, Aug. 4-10
Rafael Rodriguez, RHP	Organization Pitcher of the Month, July
Jon Rouwenhorst, LHP	Midwest League Rolaids Relief Man, June
Ervin Santana, RHP	Organization Pitcher of the Year California League Pitcher of the Year SportsTicker 2003 All-Prospect Team Organization Pitcher of the Month, April & June California League Pitcher of the Week, April 14-21 California League All-Star Game Selection MLB Futures Game Selection (World Team)
Steven Shell, RHP	Topps California League Player of Month, May Organization Pitcher of the Month, May California League Pitcher of the Week, May 12-18 California League All-Star Game Selection
Michael Simard, RHP	Pioneer League Pitcher of the Week, July 28-Aug. 3
Casey Smith, INF	Texas League Player of the Week, July 14-20
Billy Stokley, RHP	Texas League All-Star Game Selection
Rich Thompson, RHP	Midwest League All-Star Game Selection (replacement)
Jake Weber, OF	Texas League Post-Season All-Star Team Texas League All-Star Game Selection (replacement)
B.J. Weed, OF	Midwest League All-Star Game Selection
Bobby Wilson, C	Pioneer League Post-Season Honorable Mention
Jake Woods, LHP	California League Pitcher of Week, May 19-25
Junior Zamora, 3B	Texas League Player of the Week, July 21-27



Salt Lake Stingers

W-L Record: 68-75

BATTERS	AVG	G	AB	R	H	TB	2B	3B	HR	RBI	SH	SF	HP	BB	IB	SO	SB	CS	DP	GI		GAMES BY POSITION									
																				SLG	OBP	1B	2B	3B	SS	OF	C	E			
Alviso, Jerome	.228	16	57	4	13	14	1	0	0	5	1	0	0	3	0	6	2	0	0	246	267	0	4	0	12	0	0	0	4		
Alviso, Jerome	.283	54	159	16	45	49	4	0	0	11	2	1	7	2	13	3	2	0	0	308	315	8	27	1	19	1	0	7			
Amezaga, Alfredo	.347	75	317	55	110	149	20	5	3	45	1	2	4	20	2	39	14	8	3	470	391	0	10	0	64	0	0	7			
DaVanzo, Jeff	.300	16	60	11	18	30	4	1	2	14	2	0	1	9	0	9	4	1	1	500	400	0	0	0	0	0	15	0	2		
Duncan, Courtney	.500	56	2	1	1	1	0	0	0	1	0	0	0	0	1	0	0	0	0	500	500	0	0	0	0	0	0	0	3		
Durrington, Trent	.304	117	447	81	136	194	27	5	7	54	0	7	6	61	3	75	35	8	6	434	390	15	57	28	0	6	2	10			
Erstad, Darin	.407	7	27	6	11	11	0	0	0	4	0	0	0	2	0	1	1	0	0	407	448	0	0	0	0	7	0	0			
Figgins, Chone	.312	68	285	55	89	145	14	15	4	30	2	2	3	29	1	36	16	6	4	509	379	0	35	2	27	5	0	17			
Gomez, Rudy	.000	2	3	0	0	0	0	0	0	0	0	0	0	1	0	1	0	0	0	000	250	0	0	0	0	0	0	0	0		
Gregorio, Tom	.221	54	181	26	40	65	10	0	5	24	0	1	4	14	0	44	0	0	1	359	290	0	0	0	0	0	0	53	0		
Guiel, Jeff	.240	94	325	48	78	137	16	2	13	48	1	1	1	48	1	80	3	1	2	422	339	35	0	22	0	18	0	9			
Harrison, Adonis	.292	47	178	23	52	64	8	2	0	18	0	4	0	22	0	18	1	2	8	360	363	0	15	0	32	0	0	9			
Haynes, Nathan	.217	28	120	16	26	38	3	3	1	7	0	1	2	9	1	20	6	0	2	317	280	0	0	0	0	0	26	0	4		
Hill, Jason	.206	11	34	5	7	15	0	1	2	5	0	1	0	4	0	3	1	0	2	441	282	3	0	1	0	0	7	0	0		
Johnson, Gary	.255	121	447	65	114	187	23	7	12	74	0	6	4	61	2	112	4	2	5	418	346	0	0	0	0	0	86	0	3		
Johnson, Keith	.286	117	451	51	129	199	33	2	11	64	0	7	5	19	1	70	6	6	14	441	317	3	11	96	10	0	0	15			
Nieves, Wil	.283	102	361	48	102	134	16	2	4	38	3	5	1	25	3	53	1	2	8	371	327	15	0	0	0	0	88	8	8		
Pavkovich, Adam	.200	1	5	0	1	1	0	0	0	0	0	0	0	0	0	0	0	0	0	200	200	0	0	0	1	0	0	0	0		
Quinlan, Robb	.310	95	393	55	122	175	18	4	9	68	0	2	1	25	2	59	10	3	9	445	352	59	0	0	0	0	29	0	0		
Ramirez, Julio	.279	110	402	50	112	171	17	6	10	50	0	5	5	12	0	86	16	6	7	425	304	0	0	0	0	0	103	0	7		
Riggs, Adam	.294	103	394	59	116	193	35	0	14	82	1	10	5	37	0	67	8	2	13	490	354	20	8	0	0	0	23	0	7		
Salazar, Oscar	.308	7	26	5	8	15	2	1	1	4	0	1	0	3	0	4	0	0	1	577	367	0	7	0	0	0	0	0	1		
Wesson, Barry	.280	123	475	62	133	196	27	6	8	53	0	5	3	38	0	86	17	3	10	413	334	0	0	0	0	0	118	0	9		
Total-All Batters	.284	4988	1417	274	106	11	45	16	145	96	428	344	132	143	725	2133	62	685	60	442	869	50									

PITCHERS	W-L	PCT	ERA	G	GS	CG	SHO	GF	SV	IP	H	AB	TBF	R	ER	HR	SH	SF	HB	BB	IB	SO	WP	BK	DH	1H	2H	3H			
																													Alviso, Jerome	0-0	.000
Bergman, Dusty	0-1	.000	20.25	1	0	0	0	0	0	1.1	5	7	10	5	3	0	1	1	0	1	0	0	0	0	0	0	0	0	0		
Buttcheck, Chris	8-9	.471	4.25	28	26	3	0	0	0	171.1	194	669	737	103	81	19	6	12	7	43	1	82	1	0	0	0	0	0			
Callaway, Mickey	1-0	1.000	2.95	7	4	0	0	0	0	21.1	22	77	85	8	7	1	1	1	0	6	0	10	1	0	0	0	0	0			
Cummings, Ryan	1-3	.250	8.36	12	0	0	0	5	0	14.0	22	56	70	14	13	2	3	2	2	7	0	6	0	0	0	0	0	0			
Donaldson, Bo	0-0	.000	1.80	3	0	0	0	2	0	5.0	5	19	21	1	1	0	0	0	0	2	0	5	0	0	0	0	0	0			
Duncan, Courtney	0-0	.000	0.00	2	0	0	0	2	0	2.2	2	10	13	0	0	0	0	0	1	2	0	5	1	0	0	0	0	0			
Duncan, Courtney	2-6	.250	4.38	56	0	0	0	44	18	63.2	68	245	298	39	31	4	2	4	8	39	1	54	4	0	0	0	0	0			
Dunn, Scott	0-0	.000	11.74	6	0	0	0	0	0	7.2	9	33	43	10	10	1	0	0	0	10	0	11	1	0	0	0	0	0			
Emanuel, Brandon	6-10	.375	5.14	29	23	1	0	5	2	147.0	186	589	640	93	84	25	3	7	4	37	1	71	4	0	0	0	0	0			
Green, Steve	9-5	.643	4.66	21	21	0	0	0	0	110.0	120	423	481	63	57	6	3	2	6	47	0	70	3	0	0	0	0	0			
Gregg, Kevin	7-4	.636	4.03	15	15	0	0	0	0	91.2	90	351	378	47	41	10	0	1	8	16	0	75	4	0	0	0	0	0			
Hensley, Matt	8-12	.400	4.89	27	27	1	0	0	0	158.1	194	641	710	105	86	16	4	5	11	49	0	85	4	1	0	0	0	0			
Johnson, Keith	0-0	.000	0.00	1	0	0	0	1	0	0.2	0	1	2	0	0	0	0	0	0	1	0	0	0	0	0	0	0	0			
Jones, Greg	2-3	.400	4.40	33	0	0	0	14	4	47.0	36	174	184	24	23	4	0	1	0	9	0	56	2	0	0	0	0	0			
Kroon, Marc	2-1	.667	3.86	9	0	0	0	4	2	14.0	10	52	56	6	2	0	0	1	3	10	1	0	0	0	0	0	0	0			
Lukasiewicz, Mark	2-2	.500	6.06	40	4	0	0	10	1	62.1	74	252	277	47	42	8	1	6	0	18	0	52	1	0	0	0	0	0			
Miadich, Bart	5-5	.500	3.68	46	0	0	0	38	16	51.1	39	186	235	23	21	4	2	1	4	41	0	65	12	1	0	0	0	0			
Nickle, Doug	2-2	.500	1.48	34	0	0	0	16	4	48.2	40	177	197	8	8	1	1	1	0	18	0	23	4	0	0	0	0	0			
Peralta, Joel	0-0	.000	0.00	1	0	0	0	0	0	0.0	0	0	1	0	0	0	0	0	0	1	0	0	0	0	0	0	0	0	0		
Rodriguez, Rich	3-2	.600	2.47	34	0	0	0	12	1	43.2	47	166	181	14	12	3	0	3	0	12	0	18	3	0	0	0	0	0	0		
Secoda, Jason	2-1	.667	5.40	7	0	0	0	0	0	13.1	12	44	58	9	8	0	2	1	2	9	0	4	0	0	0	0	0	0	0		
Sele, Aaron	1-2	.333	6.43	3	3	0	0	0	0	14.0	16	54	63	10	2	0	0	0	9	0	8	1	0	0	0	0	0	0	0		
Serrano, Elio	5-4	.556	4.72	46	1	0	0	13	2	68.2	84	276	308	43	36	7	4	3	3	22	1	46	1	0	0	0	0	0	0		
Snyder, John	3-2	.600	4.88	10	10	0	0	0	0	55.1	60	214	241	38	30	5	0	3	5	19	0	31	1	0	0	0	0	0	0		
Stokley, Billy	0-5	.000	6.46	9	9	1	0	0	0	47.1	69	195	216	40	34	7	2	2	4	13	0	16	1	1	0	0	0	0	0		
Turnbow, Derrick	1-2	.333	5.73	35	0	0	0	15	2	55.0	68	227	255	36	35	5	2	1	1	24	0	63	7	0	0	0	0	0	0		
Total-All Pitchers	68-75	.476	4.66	143	6	137	34	1251.2	4893	747	648	129	35	54	420	813	3	53	0	0	0	0	0	0	0	0	0	0	0	0	0

Cedar Rapids KERNELS



W-L Record: 66-72

BATTERS	GI																GAMES BY POSITION												
	AVG	G	AB	R	H	TB	2B	3B	HR	RBI	SH	SF	HP	BB	IB	SO	SB	CS	DP	SLG	OBP	1B	2B	3B	SS	OF	C	E	
Abram, Matt	.197	41	132	19	26	54	7	0	7	24	0	0	1	11	0	35	1	0	2	409	264	28	0	3	0	0	4	4	
Abruzzo, Jared	.271	130	468	64	127	198	30	1	13	73	0	5	2	59	0	99	1	0	7	423	352	0	0	0	0	0	94	14	
Aybar, Erick	.308	125	496	83	153	221	30	10	6	57	6	3	13	17	0	54	32	9	6	446	346	0	0	0	124	0	0	32	
Brown, Matt	.207	49	164	22	34	51	6	1	3	15	0	1	5	19	0	36	1	0	4	311	307	1	0	48	0	0	0	15	
Callaspo, Alberto	.327	133	514	86	168	220	38	4	2	67	0	6	3	42	4	28	20	6	8	428	377	0	124	0	7	0	0	19	
Contreras, Sergio	.176	12	34	6	6	7	1	0	0	3	0	0	2	6	0	7	3	1	1	206	333	8	0	0	0	0	4	0	
Cosby, Quan	.249	104	370	55	92	98	4	1	0	21	7	4	2	36	0	79	17	9	7	265	316	0	0	0	0	101	0	5	
Duenas, Tommy	.216	22	51	4	11	19	2	0	2	10	0	0	1	1	0	15	0	1	2	373	245	0	0	0	0	0	20	0	
Dvorsky, Alex	.252	96	302	42	76	113	10	3	7	36	0	9	10	35	0	52	2	2	2	374	340	0	0	0	0	0	38	1	
Gates, David	.250	25	88	11	22	40	1	1	5	19	1	1	1	5	0	24	1	1	0	456	295	0	0	0	0	18	0	0	
Hancock, Justin	.161	23	62	3	10	13	3	0	0	2	0	0	1	6	0	24	0	0	1	210	246	10	0	8	6	1	0	6	
Jenkins, Kevin	.171	50	123	9	21	26	0	1	1	9	3	1	2	12	0	37	6	2	2	211	254	10	0	0	0	32	0	7	
Maher, Caleb	.233	92	335	36	78	118	13	3	7	46	0	4	6	16	0	71	2	1	6	352	277	0	0	0	0	69	0	6	
Mathis, Jake	.229	104	354	32	81	104	9	1	4	40	3	1	3	25	0	104	5	5	4	294	285	94	0	12	0	0	0	15	
Melgarejo, Ransel	.262	85	290	43	76	98	11	1	3	28	3	2	4	28	0	40	9	5	7	338	333	0	0	0	0	80	0	1	
Pavlovich, Adam	.320	35	125	20	40	49	6	0	1	18	3	4	2	13	0	19	1	1	2	392	382	0	1	26	10	0	0	9	
Porter, Greg	.305	79	279	48	85	124	17	5	4	52	0	3	6	30	1	52	1	2	6	444	381	0	48	4	29	0	10		
Sugden, Jason	.304	21	56	6	17	19	0	1	0	7	1	0	0	7	0	21	0	1	1	339	381	0	0	0	0	20	0	1	
Weed, B.J.	.264	116	435	45	115	135	14	3	0	32	0	3	2	16	0	58	16	12	6	310	292	0	29	2	0	94	0	9	
Total-All Batters	.265	4678	12388	202	65	27	66	5	118	74	365	326	177	138	634	1707	36	559	47	384	855	58	6	11	0	0	0	0	0

PITCHERS	W-L	PCT	ERA	G	GS	CG	SHO	GF	SV	IP	H	AB	TBF	R	ER	HR	SH	SF	HB	BB	IB	SO	WP	BK	OH	1H	2H	3H
Arias, Daniel	2-2	500	4.39	29	0	0	0	12	0	41.0	41	155	186	22	20	1	1	5	4	21	1	37	2	0	0	0	0	0
Astacio, Hector	2-2	500	4.18	6	6	0	0	0	0	28.0	32	111	120	18	13	1	1	1	1	6	0	19	1	0	0	0	0	0
Blake, Austin	1-3	250	5.91	19	0	0	0	15	4	21.1	26	92	102	15	14	2	1	0	3	6	1	25	0	0	0	0	0	
Carroll, James	1-2	333	2.56	23	0	0	0	12	5	31.2	25	116	131	12	9	4	1	2	2	10	1	19	2	0	0	0	0	
Cimorelli, Brett	1-2	333	7.57	31	5	0	0	10	0	69.0	89	271	351	68	58	8	4	11	11	54	1	31	6	1	0	0	0	
D'Amico, Leonardo	1-2	333	5.90	12	5	0	0	3	1	29.0	33	117	131	20	19	5	3	2	2	7	1	16	2	1	0	0	0	
Gilemco, Hayden	7-3	700	3.73	42	0	0	0	2	0	62.2	55	237	277	32	26	2	3	2	2	33	3	53	8	0	0	0	0	
Goas, Adrian	0-0	000	5.06	18	0	0	0	5	1	26.2	28	105	128	21	15	0	1	1	4	17	1	12	3	0	0	0	0	
Griffin, Dustin	0-0	000	5.68	4	0	0	0	0	0	6.1	10	28	31	4	4	1	0	0	1	2	0	3	0	0	0	0	0	
Holcomb, James	2-6	250	3.91	14	14	0	0	0	0	71.1	68	273	317	37	31	4	3	2	3	36	0	61	9	0	0	0	0	
Jepsen, Kevin	6-3	667	2.65	10	10	0	0	0	0	51.0	32	178	211	24	15	2	1	2	2	28	0	42	0	0	0	0	0	
Lincoln, Matt	1-1	500	3.55	10	0	0	0	3	1	12.2	12	50	56	5	5	0	1	0	0	5	0	14	3	0	0	0	0	
Lugo, Ozzie	1-2	333	2.63	52	0	0	0	30	10	65.0	40	228	268	20	19	4	2	2	6	29	0	79	9	1	0	0	0	
Marquez, Jeff	3-4	429	5.23	45	2	0	0	14	0	82.2	93	339	392	60	48	3	4	4	2	43	3	51	9	0	0	0	0	
Morban, Carlos	0-0	000	5.59	9	0	0	0	3	0	9.2	14	41	48	6	6	1	1	0	0	6	0	13	6	0	0	0	0	
Moreno, Abel	1-1	500	1.62	3	3	0	0	0	0	16.2	13	57	67	3	3	0	2	2	3	3	0	15	0	0	0	0	0	
Posey, Micah	8-6	571	3.34	20	20	0	0	0	0	110.1	100	414	482	48	41	5	5	3	9	51	2	68	2	0	0	0	0	
Ramirez, Edward	1-1	500	3.32	6	1	0	0	0	0	19.0	17	73	83	7	7	2	0	1	1	8	0	15	1	0	0	0	0	
Ray, Ronnie	3-11	214	5.13	20	20	0	0	0	0	100.0	109	398	459	65	57	6	3	6	46	3	60	13	0	0	0	0	0	
Reyes, Ramon	2-0	1000	0.00	4	0	0	0	2	0	5.1	2	19	22	2	2	0	0	0	0	0	0	3	0	4	1	0	0	
Rodriguez, Rafael	10-11	476	4.31	26	26	1	1	0	0	144.0	129	547	623	85	69	7	4	6	7	59	2	100	19	1	0	1	0	
Thompson, Richard	1-2	333	0.24	31	0	0	0	23	9	37.2	18	129	145	5	1	2	1	0	13	0	54	6	0	0	0	0	0	
Toledo, Jean	12-7	632	2.44	24	24	0	0	0	0	136.1	132	502	577	60	37	6	4	7	14	50	1	58	9	1	0	0	0	
Williams, Bryan	0-0	000	7.94	7	0	0	0	2	0	11.1	11	42	57	11	10	2	0	2	1	12	0	9	6	0	0	0	0	
Wilson, Phil	0-1	000	4.09	2	2	1	0	0	0	11.0	10	40	43	6	5	2	0	0	0	3	0	6	0	0	0	0	0	
Total-All Pitchers	66-72	.478	138	2	136	1199.2	4562	656	69	59	551	864	6	1	0	0	0	0	0	0	0	0	0	0	0	0	0	0



Provo Angels

W-L Record: 54-22

BATTERS	AVG	G	AB	R	H	TB	2B	3B	HR	RBI	SH	SF	HP	BB	IB	SO	SB	CS	DP	GI	SLG	OBP	GAMES BY POSITION										
																							1B	2B	3B	SS	OF	C	E				
Almonte, Aneurys	.259	26	54	13	14	15	1	0	0	2	2	0	1	12	0	14	6	3	2	278	403	0	23	1	0	0	0	2					
Balkcom, Brad	.290	36	131	20	38	56	12	0	2	28	0	2	2	10	0	26	0	0	2	427	345	0	0	0	0	35	0	3					
Brown, Gregory	.333	4	3	0	1	1	0	0	0	0	0	0	1	0	0	2	0	0	0	333	500	0	0	0	0	0	0	0					
Brown, Matt	.292	65	233	58	68	120	19	0	11	52	0	5	9	42	2	56	2	3	1	515	412	0	0	63	0	0	0	18					
Collins, Mike	.333	37	132	20	44	59	8	2	1	15	0	2	2	3	0	19	0	0	2	447	353	0	0	0	0	0	0	22					
Duenns, Tommy	.267	14	45	10	12	21	3	0	2	7	0	0	0	12	0	11	0	0	1	467	421	0	0	0	0	0	0	13					
Esposito, Brian	.091	3	11	0	1	1	0	0	0	0	0	0	0	0	0	4	0	0	1	.091	.091	0	0	0	0	0	0	3					
Guzman, Jose	.277	34	94	19	26	42	7	3	1	14	2	1	10	0	32	3	0	0	0	447	352	0	4	0	22	7	0	11					
Hauseman, Chad	.200	23	65	7	13	15	2	0	0	11	0	0	0	5	0	16	1	0	2	231	257	0	0	0	0	12	0	1					
Hess, Samuel	.143	3	7	1	1	2	1	0	0	1	0	0	0	2	0	1	0	0	0	286	333	0	0	0	0	0	0	2					
Kendrick, Howie	.368	63	234	65	86	121	20	3	3	36	3	3	6	24	1	28	8	3	5	517	434	0	63	0	0	0	0	17					
Kenning, Ryan	.261	55	184	31	48	98	18	1	10	38	0	1	4	24	0	70	2	0	2	533	357	49	0	0	0	2	0	8					
Madrigal, Warner	.369	70	279	75	103	162	28	2	9	51	0	4	2	12	0	58	2	0	10	581	394	0	0	0	0	70	0	6					
Pali, Matt	.327	64	223	47	73	118	15	3	8	43	0	2	6	32	0	44	2	1	3	529	422	35	0	0	0	26	0	5					
Reynolds, Adam	.283	27	106	17	30	39	6	0	1	11	0	2	4	14	0	21	2	1	2	368	381	0	0	3	26	0	0	11					
Renz, Jordan	.302	65	242	39	73	113	18	2	6	39	1	2	6	19	1	57	1	2	4	467	364	0	0	0	0	34	0	1					
Peel, Aaron	.250	5	20	2	5	9	1	0	1	5	0	0	0	2	0	8	0	0	0	450	318	0	0	0	0	5	0	1					
Willits, Reggie	.300	59	230	53	69	103	14	4	4	27	3	0	6	37	0	52	14	4	2	448	410	0	0	0	0	58	0	2					
Wilson, Bobby	.284	57	236	36	67	12	0	6	62	0	4	0	18	3	0	31	0	0	11	411	329	1	0	7	0	0	40	5					
Wood, Brandon	.278	42	162	25	45	77	13	2	5	31	0	1	2	16	0	48	1	1	2	475	348	0	0	10	35	0	0	15					
Total-All Batters	.304	76	2691	538	817	1269	198	22	70	473	11	28	52	294	4	598	44	18	52	472	379	0	0	0	0	0	0	0	121				

PITCHERS	W-L	PCT	ERA	G	GS	CG	SHO	GF	SV	IP	H	AB	TBF	R	ER	HR	SH	SF	HB	BB	IB	SO	WP	BK	DH	1H	2H	3H
Austen, David	4-2	.667	1.85	23	3	0	0	12	9	43.2	46	171	183	12	9	0	0	2	3	7	0	49	3	0	0	0	0	0
Carroll, James	0-1	.000	3.24	4	0	0	0	2	0	8.1	9	33	35	3	3	0	0	0	0	2	2	9	1	0	0	0	0	0
Cox, Jason	1-1	.500	6.39	9	0	0	0	6	1	12.2	17	56	64	12	9	2	0	1	3	4	0	7	0	0	0	0	0	0
Davidson, Daniel	8-2	.800	1.64	15	13	0	0	0	0	71.1	65	271	294	17	13	3	4	1	3	15	0	50	3	0	0	0	0	0
Goas, Adrian	1-0	1.000	3.12	7	0	0	0	7	4	8.2	9	35	40	3	3	0	1	0	2	2	0	4	0	0	0	0	0	0
Hedden, Wayne	2-0	1.000	2.76	17	0	0	0	3	1	32.2	33	123	147	15	10	1	4	2	4	14	1	20	6	0	0	0	0	0
Hindman, Scott	3-0	1.000	4.13	6	4	0	0	0	0	24.0	21	88	106	13	11	0	1	1	3	13	0	17	5	0	0	0	0	0
Morban, Carlos	2-1	.667	3.18	21	0	0	0	15	4	22.2	20	84	97	8	8	1	3	1	1	8	0	26	5	0	0	0	0	0
Moreno, Abel	10-0	1.000	2.38	13	10	0	0	0	0	68.0	58	260	271	23	18	3	0	1	0	10	0	79	6	1	0	0	0	0
Pawelczyk, Kyle	3-2	.600	4.03	5	4	0	0	0	0	22.1	19	82	95	13	10	1	0	2	3	8	0	20	3	0	0	0	0	0
Pullin, Aaron	5-1	.833	3.42	23	0	0	0	2	0	47.1	54	188	199	23	18	0	1	2	3	5	1	32	2	0	0	0	0	0
Requena, Ricardo	2-2	.500	9.35	9	1	0	0	2	1	17.1	28	83	94	28	18	3	0	2	3	6	1	14	1	0	0	0	0	0
Reyes, Ramon	0-1	.000	7.88	6	0	0	0	6	1	8.0	12	35	43	7	7	0	0	2	0	6	0	8	3	0	0	0	0	0
Rodriguez, Fernando	0-0	.000	1.50	4	0	0	0	3	1	6.0	9	27	28	4	1	1	0	0	0	1	0	9	1	0	0	0	0	0
Simard, Michel	4-1	.800	2.08	12	10	0	0	0	0	52.0	42	193	209	15	12	2	1	0	3	12	0	53	2	0	0	0	0	0
Smith, Jesse	0-1	.000	2.41	5	3	0	0	0	0	18.2	19	74	82	8	5	2	0	0	2	6	0	20	1	0	0	0	0	0
Stertzach, Von	1-1	.500	4.82	22	5	0	0	5	0	46.2	55	198	213	31	25	2	0	0	1	14	2	51	1	0	0	0	0	0
Touchstone, Nick	2-1	.667	3.56	14	10	0	0	1	0	48.0	47	179	199	27	19	2	0	1	4	35	0	48	5	0	0	0	0	0
Willits, Matt	2-0	1.000	2.63	12	0	0	0	6	4	27.1	23	101	109	11	8	1	2	1	0	5	0	17	0	0	0	0	0	0
Zimmermann, Bob	4-2	.667	4.50	11	10	0	0	0	0	48.0	57	200	213	29	24	4	2	1	2	8	1	37	1	0	0	0	0	0
Total-All Pitchers	54-22	.711	3.62	76	0	4	76	25	661.1	693	2609	2892	344	266	33	21	21	45	196	9	591	53	2	0	0	0	0	0

PROVO ANGELS Playoff Statistics W-L Record: 2-3

BATTERS	AVG	G	AB	R	H	TB	2B	3B	HR	RBI	SH	SF	HP	BB	IB	SO	SB	CS	DP	GI	SLG	OBP	GAMES BY POSITION										
																							1B	2B	3B	SS	OF	C	E				
Brown, Matt	.278	5	18	3	5	12	1	0	2	9	0	1	2	1	0	5	0	0	1	1	667	364	0	0	5	0	0	0	0				
Collins, Mike	.150	5	20	4	3	4	1	0	0	3	0	0	2	0	3	1	0	3	200	227	0	0	0	0	0	0	0	0					
Kendrick, Howie	.364	5	22	5	8	14	1	1	1	4	0	0	2	0	0	3	0	1	0	636	417	0	5	0	0	0	0	0					
Kenning, Ryan	.167	4	12	2	2	5	0	0	1	1	0	0	0	3	0	6	0	0	0	417	333	4	0	0	0	0	0	0					
Madrigal, Warner	.111	5	18	3	2	2	0	0	0	0	0	0	4	0	2	0	0	0	111	273	0	0	0	0	0	5	0	1					
Pali, Matt	.222	5	18	3	4	8	1	0	1	2	0	0	1	1	0	7	0	1	0	444	300	1	0	0	0	4	0	1					
Peel, Aaron	.000	2	7	0	0	0	0	0	0	0	0	0	0	0	0	4	0	0	0	.000	.000	0	0	0	0	2	0	0					
Renz, Jordan	1.000	1	1	0	1	1	0	0	0	1	0	0	0	0	0	0	0	0	0	1.000	1.000	0	0	0	0	1	0	0	0				
Willits, Reggie	.238	5	21	4	5	6	1	0	0	4	0	0	1	3	0	5	0	1	0	286	360	0	0	0	0	5	0	1					
Wilson, Bobby	.421	5	19	5	6	12	4	0	0	3	0	1	0	2	0	2	0	0	2	632	455	0	0	0	0	5	0	0					
Wood, Brandon	.235	5	17	4	4	7	0	0	1	4	0	0	0	5	0	6	0	0	0	412	409	0	1	5	0	0	0	1					
Total-All Batters	.243	5	173	33	42	71	9	1	6	31	0	2	6	21	0	43	1	3	6														

Mesa Angels



W-L Record: 54-22

BATTERS	AVG	G	AB	R	H	TB	2B	3B	HR	RBI	SH	SF	HP	BB	IB	SO	SB	CS	GI DP	GAMES BY POSITION										
																				SLG	OBP	1B	2B	3B	SS	OF	C	E		
Almonte, Aneurys	.200	9	30	3	6	6	0	0	2	2	0	1	6	0	8	3	0	0	200	351	0	8	2	1	0	0	3			
Bianco, Gregory	.292	10	24	5	7	8	1	0	0	1	0	0	6	0	6	0	0	1	333	433	1	0	0	0	0	6	2			
Boyer, William	.291	41	165	24	48	61	3	5	0	18	0	3	0	13	2	40	3	3	1	370	337	0	41	0	0	0	9			
Collins, Mike	.368	11	38	9	14	21	5	1	0	6	0	2	2	0	5	0	0	0	553	409	0	0	0	0	0	8	3			
Cowles, Joshua	.208	47	154	16	32	49	8	3	1	18	0	1	4	25	0	66	2	2	1	318	332	0	0	1	0	43	0	8		
Del Orbe, Samuel	.285	46	151	28	43	63	6	4	2	19	1	2	0	11	0	42	6	4	3	417	329	0	8	31	6	0	0	13		
Harrison, Adonis	.333	1	3	0	1	1	0	0	0	0	0	0	1	1	0	0	0	0	333	500	0	0	0	1	0	0	0	0		
Hess, Samuel R.	.190	7	21	2	4	5	1	0	0	0	1	0	0	1	0	5	0	0	1	238	227	0	0	0	0	0	6	1		
Jones, Josh	.235	29	102	13	24	29	5	0	0	14	0	0	2	3	0	21	4	1	0	284	271	0	0	0	0	29	0	2		
Kotchman, Casey	.333	7	27	5	9	16	1	0	2	6	0	0	2	1	3	0	0	1	593	379	4	0	0	0	0	0	0	0		
Lepage, Patrice	.213	32	89	18	19	28	5	2	0	8	0	1	1	14	0	31	1	2	2	315	324	0	0	0	0	6	17	10		
Lopez, Baltazar	.301	44	173	26	52	76	12	3	2	23	0	0	0	16	1	46	3	0	3	439	360	27	0	0	0	0	0	4		
Martinez, Brett	.250	46	148	16	37	44	1	3	0	15	1	1	1	19	0	22	9	5	7	297	337	2	0	10	0	1	36	14		
Nunez, Felix	.333	30	123	23	41	51	6	2	0	10	0	1	3	9	0	15	8	6	1	415	390	0	0	1	0	25	0	0		
Renz, Jordan	.260	52	204	31	53	91	9	7	5	28	0	1	2	17	0	59	4	1	2	446	321	0	0	0	0	45	0	2		
Rodriguez, Sean	.269	54	216	30	58	82	8	5	2	25	1	1	7	14	0	37	11	4	6	380	332	0	4	12	37	4	0	21		
Walston, Chris	.182	52	198	25	36	67	7	3	6	36	0	2	1	19	0	88	1	1	3	338	255	26	0	0	0	22	0	0	5	
Wood, Brandon	.308	19	78	14	24	36	8	2	0	13	0	2	2	4	0	15	3	0	2	462	349	0	0	4	14	0	0	0	6	
Total-All Batters	.261		1944		508		86		20		6		26		5		58		34	378	330								109	
		56		288		734		40		242		17		182		509		29												

PITCHERS	W-L	PCT	ERA	G	GS	CG	SHO	GF	SV	IP	H	AB	TB	R	ER	HR	SH	SF	BB	IB	SO	WP	BK	OH	1H	2H	3H			
																												Arnold, Mitchell	1-3	.250
Benoit, Hector	0-0	.000	27.00	5	0	0	0	20	0	4.2	10	22	34	14	14	0	0	1	2	9	0	4	2	1	0	0	0	0		
Brito, Jose	0-0	.000	4.42	13	0	0	0	5	0	18.1	22	77	89	15	9	4	0	0	1	11	0	12	3	0	0	0	0	0		
Brown, Brent	2-2	.500	7.71	14	2	0	0	0	0	30.1	38	118	142	29	26	1	0	4	1	19	0	28	4	0	0	0	0	0		
Buckley, Allen	2-0	1.000	0.59	10	0	0	0	2	0	15.1	11	50	60	3	1	0	3	0	3	4	0	12	1	0	0	0	0	0		
Bukowski, Stanislaw	1-0	1.000	13.50	4	0	0	0	1	0	4.0	11	23	25	10	6	0	0	1	0	1	0	1	1	0	0	0	0	0		
Corbett, Jason	1-2	.333	7.77	20	0	0	0	6	0	22.0	27	91	117	21	19	0	1	2	1	22	0	29	6	0	0	0	0	0		
Cox, Jason	3-3	.500	3.81	10	10	0	0	0	0	49.2	58	192	208	28	21	6	2	2	11	0	37	2	2	0	0	0	0	0		
D'Amico, Leonardo	0-0	.000	0.00	1	0	0	0	0	0	1.1	1	5	7	0	0	0	0	0	2	0	2	0	0	0	0	0	0	0		
Gamboa, Felix	0-2	.000	9.95	10	2	0	0	2	1	12.2	15	50	73	15	14	1	0	2	4	17	0	10	6	0	0	0	0	0		
Gellinas, Karl	0-4	.000	6.04	12	7	0	0	0	0	44.2	51	175	202	35	30	2	4	10	9	1	38	2	0	0	0	0	0	0		
Green, Steve	1-1	.500	1.29	2	2	0	0	0	0	7.0	4	24	27	2	1	0	0	1	0	2	0	7	0	0	0	0	0	0	0	
Hartnett, Christopher	1-0	1.000	6.75	7	0	0	0	1	1	10.2	16	48	53	9	8	0	0	0	3	2	0	9	1	0	0	0	0	0	0	
Hill, Andrew	2-2	.500	2.79	6	5	0	0	0	0	19.1	17	70	87	7	6	0	0	1	4	12	0	18	5	0	0	0	0	0	0	
Hindman, Scott C.	2-1	.667	3.13	6	6	0	0	0	0	23.0	22	88	98	10	8	0	0	1	1	8	0	23	5	2	0	0	0	0	0	
Jenks, Bobby	0-0	.000	0.00	1	1	0	0	0	0	4.0	2	13	13	0	0	0	0	0	0	0	0	5	0	0	0	0	0	0	0	
Lincoln, Matt	0-0	.000	1.08	6	0	0	0	3	2	8.1	2	25	32	2	1	0	0	1	0	6	0	14	1	0	0	0	0	0	0	
Pavelczyk, Kyle T.	0-2	.000	6.49	7	5	0	0	0	0	26.1	32	110	132	25	19	1	0	0	2	19	0	24	4	1	0	0	0	0	0	
Petke, Tim	1-0	1.000	1.69	4	1	0	0	1	0	16.0	11	55	61	4	3	0	0	1	0	5	0	22	0	0	0	0	0	0	0	
Requena, Ricardo	0-2	.000	5.85	4	4	0	0	0	0	20.0	25	82	92	15	13	2	2	0	2	6	1	16	3	0	0	0	0	0	0	
Reyes, Ramon	1-3	.250	9.39	9	2	0	0	1	0	15.1	23	70	78	21	16	4	0	0	0	8	0	10	2	0	0	0	0	0	0	
Rodriguez, Fernando	0-2	.000	6.48	15	0	0	0	5	0	25.0	29	102	121	24	18	2	2	1	2	14	1	27	1	1	0	0	0	0	0	
Roque, Christopher	0-3	.000	6.66	17	0	0	0	2	0	24.1	35	103	120	21	18	1	1	0	2	14	0	16	3	1	0	0	0	0	0	
Saladin, Jhon	1-0	1.000	3.92	13	0	0	0	4	0	20.2	23	78	92	12	9	0	2	1	3	8	0	16	4	0	0	0	0	0	0	
Smith, Jesse J.	0-0	.000	5.40	3	1	0	0	0	0	6.2	7	23	29	4	4	0	0	0	1	5	0	7	0	1	0	0	0	0	0	
Torres, Joe	2-0	1.000	0.56	3	3	0	0	0	0	16.0	7	51	59	2	1	0	0	1	1	6	0	15	0	0	0	0	0	0	0	0
Whittington, Anthony	0-3	.000	8.03	9	5	0	0	1	0	24.2	31	97	118	24	22	1	1	1	2	17	0	20	5	0	0	0	0	0	0	
Total-All Pitchers	21-35	.375			56		0		56	493.2		1925		366		26		28		256		441		9		0		0		0
		5.41		56		1		8		547		2275		297		15		48		3		64		0		0		0		0



Organizational Players

Matt Abram

C

AGE: 23 **BORN:** June 13, 1980 in Canoga Park, CA **RESIDES:** Scottsdale, AZ **HT.:** 6-0 **WT.:** 210
BATS & THROWS: Right **ACQUIRED:** Signed as free agent, Dec. 16, 2003
HIGH SCHOOL: Chaparral HS (Scottsdale, AZ) **COLLEGE:** Univ. of Arizona (Tucson, AZ)
FULL NAME: Matthew John Abram **SIGNED BY:** Lee MacPhail (Twins)

Year	Club	AVG	G	AB	R	H	2B	3B	HR	RBI	SH	SF	HBP	BB	IBB	SO	SB	CS	GDP	SLG	OBP	E
2001	—Elizabethton	.242	55	190	26	46	11	0	5	24	2	2	4	16	0	38	3	3	3	.379	.311	18
2002	—Quad City	.223	80	242	23	54	9	0	6	32	0	2	5	19	1	51	1	3	8	.335	.291	6
2003	—Cedar Rapids	.197	41	132	19	26	7	0	7	24	0	0	1	11	0	35	1	0	2	.409	.264	4

Selected by Minnesota Twins in 38th round of 2001 free agent draft; Signed, June 16, 2001; Released, March 26, 2003; Signed by Anaheim Angels as free agent, April 23, 2003; Granted free agency, Oct. 15, 2003.

Francis Abreu

RHP

AGE: 20 **BORN:** June 2, 1983 in San Cristobal, DR **RESIDES:** San Cristobal, DR **HT.:** 6-2 **WT.:** 185
BATS & THROWS: Right **ACQUIRED:** Signed as free agent, Dec. 6, 2002
HIGH SCHOOL: Medina Primaria Escuela (DR) **COLLEGE:** —
FULL NAME: Francis Abreu **SIGNED BY:** Leo Perez (Angels)

Year	Club	W-L	ERA	G	GS	CG	GF	SHO	SV	IP	H	R	ER	HR	HB	BB	IBB	SO	WP	BK	BA
2003	—Angels (DSL)	1-4	2.48	11	2	0	7	0	3	32.2	30	15	9	0	0	9	7	14	5	7	.238

Jared Abruzzo

C

For information, see 2004 Non-Roster Players section.

Steve Andrade

RHP

For information, see 2004 40-Man Roster Players section.

Mitchell Arnold

RHP

AGE: 22 **BORN:** Jan. 31, 1982 in Morrison, IL **RESIDES:** Saratoga, WY **HT.:** 6-8 **WT.:** 235
BATS & THROWS: Right **ACQUIRED:** Selected in 23rd round of 2001 free agent draft
HIGH SCHOOL: Saratoga HS (WY) **COLLEGE:** Modesto Comm. College (CA)
FULL NAME: Mitchell Scott Arnold **SIGNED BY:** Jeff Scholzen/Todd Blyleven (Angels)

Year	Club	W-L	ERA	G	GS	CG	GF	SHO	SV	IP	H	R	ER	HR	HB	BB	IBB	SO	WP	BK	BA
2002	—Angels (ASL)	0-1	7.54	15	2	0	3	0	0	22.2	29	34	19	1	0	29	0	19	7	1	.312
2003	—Angels (ASL)	1-3	3.86	21	0	0	20	0	4	23.1	17	14	10	1	1	19	0	19	3	0	.205

Modesto Arredonde

RHP

AGE: 22 **BORN:** Feb. 24, 1982 in Santo Domingo, DR **RESIDES:** San Pedro de Macoris, DR **HT.:** 6-2 **WT.:** 170
BATS & THROWS: Right **ACQUIRED:** Signed as free agent, Feb. 28, 2002
HIGH SCHOOL: Centro Academico Rogers (DR) **COLLEGE:** —
FULL NAME: Modesto Arredonde Kelly (formerly Jaime Jose Kelly Medina) **SIGNED BY:** Leo Perez (Angels)

Year	Club	W-L	ERA	G	GS	CG	GF	SHO	SV	IP	H	R	ER	HR	HB	BB	IBB	SO	WP	BK	BA
2002	—Angels (DSL)	2-4	5.11	14	11	0	1	0	0	49.1	54	37	28	3	6	23	2	30	11	3	.269
2003	—Angels (DSL)	2-3	3.22	11	8	1	2	1	0	50.1	43	24	18	2	7	18	0	25	4	1	.226

Jose Arredondo

INF

AGE: 20 **BORN:** March 12, 1984 in San Pedro de Macoris, DR **RESIDES:** San Pedro de Macoris, DR **HT.:** 6-0 **WT.:** 170
BATS & THROWS: Right **ACQUIRED:** Signed as free agent, June 25, 2002
HIGH SCHOOL: Ava Josefa Puella (DR) **COLLEGE:** —
FULL NAME: Jose Juan Arredondo (formerly Francisco De La Cruz) **SIGNED BY:** Leo Perez (Angels)

Year	Club	AVG	G	AB	R	H	2B	3B	HR	RBI	SH	SF	HBP	BB	IBB	SO	SB	CS	GDP	SLG	OBP	E
2002	—Angels (DSL)	.256	33	90	12	23	5	1	0	11	2	0	1	5	1	19	0	3	1	.333	.302	13
2003	—Angels (DSL)	.273	41	154	18	42	4	3	0	19	0	1	0	7	0	25	9	3	2	.338	.302	20

Jason Aspito

INF

AGE: 25 **BORN:** Jan. 3, 1979 in Chicago, IL **RESIDES:** Itasca, IL **HT.:** 6-0 **WT.:** 200
BATS & THROWS: Right **ACQUIRED:** Acquired from Chicago White Sox in trade for future considerations
HIGH SCHOOL: Driscoll Catholic HS (Addison, IL) **COLLEGE:** Loyola Marymount (Westchester, CA)
FULL NAME: Jason Peter Aspito **SIGNED BY:** Joe Butler (White Sox)

Year	Club	AVG	G	AB	R	H	2B	3B	HR	RBI	SH	SF	HBP	BB	IBB	SO	SB	CS	GDP	SLG	OBP	E
2000	—Burlington	.248	61	206	17	51	10	1	3	27	1	2	3	14	0	48	3	4	4	.350	.302	7
2001	—Winston-Salem	.254	127	402	46	102	30	3	6	35	10	2	10	21	4	113	7	10	8	.388	.306	10
2002	—Winston-Salem	.253	102	316	40	80	14	2	6	36	4	3	9	26	0	83	2	5	9	.367	.325	5
2003	—R. Cucamonga	.258	117	449	57	116	31	4	12	61	2	5	14	22	0	94	7	8	8	.425	.310	5

Selected by White Sox in 9th round of 2000 free agent draft; Signed, June 14, 2000.

Organizational Players



Hector Astacio

RHP

AGE: 20 BORN: Aug. 10, 1983 in Yerba Buena, DR RESIDES: Yerba Buena, DR HT.: 6-0 WT.: 165
 BATS & THROWS: Right ACQUIRED: Signed as free agent, July 19, 2000 COLLEGE: —
 HIGH SCHOOL: Antolin Rosa Padilla (DR)
 FULL NAME: Hector Bienvenido Astacio Pena SIGNED BY: Clay Daniel (Angels)

Year	Club	W-L	ERA	G	GS	CG	GF	SHO	SV	IP	H	R	ER	HR	HB	BB	IBB	SO	WP	BK	BA
2001	—Angels (ASL)	3-2	3.07	22	4	0	7	0	1	44	46	21	15	1	5	6	0	36	0	1	.267
2002	—Provo	6-3	4.72	17	6	0	0	0	0	61	77	38	32	4	7	17	0	56	11	2	.313
2003	—Cedar Rapids	2-2	4.18	6	6	0	0	0	0	28	32	18	13	1	1	6	0	19	1	0	.288
	Provo	0-3	11.39	14	3	0	6	0	0	27.2	50	42	35	5	5	15	1	21	4	1	.391

David Austen

RHP

AGE: 22 BORN: May 21, 1981 in St. Petersburg, FL RESIDES: Coconut Creek, FL HT.: 6-1 WT.: 185
 BATS & THROWS: Right ACQUIRED: Selected in 15th round of 2003 free agent draft COLLEGE: Univ. of South Florida (Tampa, FL)
 HIGH SCHOOL: Coconut Creek HS (FL)
 FULL NAME: David Dean Austen SIGNED BY: Tom Kotchman (Angels)

Year	Club	W-L	ERA	G	GS	CG	GF	SHO	SV	IP	H	R	ER	HR	HB	BB	IBB	SO	WP	BK	BA
2003	—Provo	4-2	1.85	23	3	0	12	0	9	43.2	46	12	9	0	3	7	0	49	3	0	.269

Erick Aybar

INF

For information, see 2004 Non-Roster Players section.

Blake Balkcom

OF

AGE: 21 BORN: Aug. 25, 1982 in Panama City, FL RESIDES: Chipley, FL HT.: 6-2 WT.: 225
 BATS & THROWS: Right ACQUIRED: Selected in 5th round of 2003 free agent draft COLLEGE: Florida State University (Tallahassee, FL)
 HIGH SCHOOL: Chipley HS (FL)
 FULL NAME: Brandon Blake Balkcom SIGNED BY: Tom Kotchman (Angels)

Year	Club	AVG	G	AB	R	H	2B	3B	HR	RBI	SH	SF	HBP	BB	IBB	SO	SB	CS	GDP	SLG	OBP	E
2003	—Provo	.290	36	131	20	38	12	0	2	28	0	2	2	10	0	26	0	0	2	.427	.345	3

Victor Bautista

RHP

AGE: 21 BORN: Dec. 22, 1982 in Hato Mayor del Rey, DR RESIDES: Hato Mayor del Rey, DR HT.: 6-0 WT.: 168
 BATS & THROWS: Right ACQUIRED: Signed as free agent, Sept. 4, 2002 COLLEGE: —
 HIGH SCHOOL: Bernardo Pichardo (DR)
 FULL NAME: Victor Bautista (Carela) SIGNED BY: Leo Perez (Angels)

Year	Club	W-L	ERA	G	GS	CG	GF	SHO	SV	IP	H	R	ER	HR	HB	BB	IBB	SO	WP	BK	BA
2003	—Angels (DSL)	6-1	0.73	10	10	2	0	1	0	74.1	40	13	6	0	7	16	0	93	5	1	.152

Dusty Bergman

LHP

For information, see 2004 Non-Roster Players section.

Austin Bilke

RHP

AGE: 24 BORN: Aug. 13, 1979 in Beaver Dam, WI RESIDES: Beaver Dam, WI HT.: 6-2 WT.: 220
 BATS & THROWS: Right ACQUIRED: Signed as free agent, May 27, 2002 COLLEGE: Jacksonville Univ. (FL)
 HIGH SCHOOL: Beaver Dam HS (WI)
 FULL NAME: Austin Neal Bilke SIGNED BY: Tom Kotchman (Angels)

Year	Club	W-L	ERA	G	GS	CG	GF	SHO	SV	IP	H	R	ER	HR	HB	BB	IBB	SO	WP	BK	BA
2002	—Provo	2-2	4.93	28	0	0	10	0	6	34.2	42	19	19	4	4	11	3	28	6	0	.302
2003	—Cedar Rapids	1-3	5.91	19	0	0	15	0	4	21.1	26	15	14	2	3	6	1	25	0	0	.283
	R. Cucamonga	2-1	7.25	14	0	0	2	0	0	22.1	35	22	18	3	0	10	0	16	2	0	.365

Tim Bittner

LHP

For information, see 2004 40-Man Roster Players section.

Chris Bootcheck

RHP

For information, see 2004 40-Man Roster Players section.

Billy Boyer

INF

AGE: 20 BORN: March 8, 1984 in Auburn, WA RESIDES: Sumner, WA HT.: 6-0 WT.: 185
 BATS: Switch THROWS: Right ACQUIRED: Selected in 19th round of 2003 free agent draft COLLEGE: —
 HIGH SCHOOL: Enumclaw HS (WA)
 FULL NAME: William Bradley Boyer SIGNED BY: Jack Uhey (Angels)

Year	Club	AVG	G	AB	R	H	2B	3B	HR	RBI	SH	SF	HBP	BB	IBB	SO	SB	CS	GDP	SLG	OBP	E
2003	—Angels (ASL)	.291	41	165	24	48	3	5	0	18	0	3	0	13	2	40	3	3	1	.370	.337	9



Organizational Players

Brent Brown

LHP

AGE: 23 BORN: Aug. 1, 1980 in South Bend, IN RESIDES: Niles, MI HT.: 6-1 WT.: 195
 BATS & THROWS: Left ACQUIRED: Selected in 22nd round of 2003 free agent draft
 HIGH SCHOOL: Brandywise HS (Niles, MI) COLLEGE: Oakland Univ. (Rochester, MI)
 FULL NAME: Brent Joseph Brown SIGNED BY: John Burden (Angels)

Year	Club	W-L	ERA	G	GS	CG	GF	SHO	SV	IP	H	R	ER	HR	HB	BB	IBB	SO	WP	BK	BA
2003	—Angels (ASL)	2-2	7.71	14	2	0	0	0	0	30.1	38	29	26	1	1	19	0	28	4	0	.322

Matt Brown

INF

AGE: 21 BORN: Aug. 8, 1982 in Bellevue, WA RESIDES: Hayden, ID HT.: 6-0 WT.: 200
 BATS & THROWS: Right ACQUIRED: Selected in 10th round of 2001 free agent draft
 HIGH SCHOOL: Coeur d'Alene HS (ID) COLLEGE: —
 FULL NAME: Matt Benjamin Brown SIGNED BY: Jack Uhey (Angels)

Year	Club	AVG	G	AB	R	H	2B	3B	HR	RBI	SH	SF	HBP	BB	IBB	SO	SB	CS	GDP	SLG	OBP	E
2001	—Angels (ASL)	.163	46	141	14	23	7	1	1	21	1	3	5	18	1	30	1	3	1	.248	.275	15
2002	—Angels (ASL)	.361	28	97	16	35	7	0	2	22	0	2	1	15	0	14	3	1	2	.495	.443	1
	Provo	.296	32	108	14	32	5	1	0	11	0	0	5	15	0	21	3	3	3	.361	.406	7
2003	—Cedar Rapids	.207	49	164	22	34	6	1	3	15	0	1	5	19	0	36	1	0	4	.311	.307	15
	Provo	.292	65	233	58	68	19	0	11	52	0	5	9	42	2	56	2	3	1	.525	.412	18

Mike Brunet

RHP

AGE: 27 BORN: March 5, 1977 in Tampa, FL RESIDES: Land O'Lakes, FL HT.: 6-2 WT.: 195
 BATS & THROWS: Right ACQUIRED: Selected in 5th round of 1997 free agent draft
 HIGH SCHOOL: Land O'Lakes HS (FL) COLLEGE: Pasco-Hernando Coll. (New Port Richey, FL)
 FULL NAME: Michael Andrew Brunet (bru-NAY) SIGNED BY: Tom Kotchman (Angels)

Year	Club	W-L	ERA	G	GS	CG	GF	SHO	SV	IP	H	R	ER	HR	HB	BB	IBB	SO	WP	BK	BA
1998	—Boise	0-0	10.80	4	0	0	0	0	0	3.1	4	4	4	1	1	3	0	4	1	1	.250
1999	—Butte	1-0	1.69	9	0	0	6	0	3	10.2	8	2	2	1	0	4	0	12	1	0	.205
2000	—Boise																				
2001	—Cedar Rapids																				
2002	—R. Cucamonga	0-1	3.57	39	0	0	36	0	16	40.1	39	16	16	5	0	11	0	50	5	0	.252
2003	—Arkansas	6-8	4.69	32	19	2	2	1	0	125.2	133	78	66	16	8	43	0	87	5	0	.269

Larry Buckley

RHP

AGE: 24 BORN: Sept. 18, 1979 in Baton Rouge, LA RESIDES: Brandon, MS HT.: 6-6 WT.: 240
 BATS & THROWS: Right ACQUIRED: Signed as free agent, July 1, 2003
 HIGH SCHOOL: Brandon HS (MS) COLLEGE: Jacksonville State Univ. (AL)
 FULL NAME: Larry Allen Buckley Jr. SIGNED BY: Jeff Crane (Angels)

Year	Club	W-L	ERA	G	GS	CG	GF	SHO	SV	IP	H	R	ER	HR	HB	BB	IBB	SO	WP	BK	BA
2003	—Angels (ASL)	2-0	0.59	10	0	0	2	0	0	15.1	11	3	1	0	3	4	0	12	1	0	.220
	R. Cucamonga	1-0	6.50	6	4	0	0	0	0	18	20	13	13	3	1	7	0	22	3	0	.270

Ryan Budde

C

For information, see 2004 Non-Roster Players section.

Jose Caldera

INF

AGE: 18 BORN: Dec. 18, 1985 in Guatire, MIR, VZ RESIDES: Valencia, CAR, VZ HT.: 5-10 WT.: 160
 BATS & THROWS: Right ACQUIRED: Signed as free agent, April 23, 2003
 HIGH SCHOOL: U.E. Vicente Emilio Sojo (VZ) COLLEGE: —
 FULL NAME: Jose Alfredo Caldera Adames SIGNED BY: Carlos Porte (Angels)

Year	Club	AVG	G	AB	R	H	2B	3B	HR	RBI	SH	SF	HBP	BB	IBB	SO	SB	CS	GDP	SLG	OBP	E
2003	—Angels (DSL)	.264	26	72	14	19	0	0	0	3	2	0	3	6	0	15	7	3	1	.264	.346	6

Alberto Callaspo

INF

For information, see 2004 Non-Roster Players section.

Ysmael Carmona

OF

AGE: 19 BORN: Feb. 12, 1985 in San Cristobal, DR RESIDES: San Cristobal, DR HT.: 6-0 WT.: 165
 BATS & THROWS: Right ACQUIRED: Signed as free agent, Sept. 30, 2003
 HIGH SCHOOL: Colegio Cristiano El Alfarero (DR) COLLEGE: —
 FULL NAME: Ysmael Carmona SIGNED BY: Leo Perez (Angels)

Organizational Players



James Carroll

RHP

AGE: 24	BORN: Feb. 1, 1980 in Dallas, TX	RESIDES: Arlington, TX	HT.: 6-0	WT.: 185
BATS & THROWS: Right		ACQUIRED: Signed as free agent, June 18, 2003		
HIGH SCHOOL: Trinity Valley School (Ft. Worth, TX)		COLLEGE: Pepperdine Univ. (Malibu, CA)		
FULL NAME: James C. Carroll		SIGNED BY: Bobby DeJardin (Angels)		

Year	Club	W-L	ERA	G	GS	CG	GF	SHO	SV	IP	H	R	ER	HR	HB	BB	IBB	SO	WP	BK	BA
2003—Provo		0-1	3.24	4	0	0	2	0	0	8.1	9	3	3	0	0	2	2	9	1	0	.273
	Cedar Rapids	1-2	2.56	23	0	0	12	0	5	31.2	25	12	9	4	2	10	1	19	2	0	.216

Alexis Casilla

INF

AGE: 19	BORN: July 20, 1984 in San Cristobal, DR	RESIDES: San Cristobal, DR	HT.: 5-9	WT.: 160
BATS: Switch		THROWS: Right		
HIGH SCHOOL: Enedia Puello Renville (DR)		ACQUIRED: Signed as free agent, Feb. 21, 2003		
FULL NAME: Alexis Casilla Lora		COLLEGE: —		
		SIGNED BY: Leo Perez (Angels)		

Year	Club	AVG	G	AB	R	H	2B	3B	HR	RBI	SH	SF	HBP	BB	IBB	SO	SB	CS	GDP	SLG	OBP	E
2003—Angels (DSL)		.298	33	124	21	37	3	2	0	15	2	0	4	16	0	14	28	2	4	.355	.396	7

Edwin Castillo

INF

AGE: 20	BORN: March 11, 1984 in Santo Domingo, DR	RESIDES: Santo Domingo, DR	HT.: 6-0	WT.: 175
BATS: Switch		THROWS: Right		
HIGH SCHOOL: Primaria Pantoja School (DR)		ACQUIRED: Signed as free agent, Feb. 6, 2003		
FULL NAME: Edwin Castillo Pena		COLLEGE: —		
		SIGNED BY: Leo Perez (Angels)		

Year	Club	AVG	G	AB	R	H	2B	3B	HR	RBI	SH	SF	HBP	BB	IBB	SO	SB	CS	GDP	SLG	OBP	E
2003—Angels (DSL)		.154	13	26	1	4	0	0	0	1	0	0	2	3	0	8	2	0	1	.154	.290	3

Zach Cates

INF

AGE: 24	BORN: Sept. 21, 1979 in Mesa, AZ	RESIDES: Tempe, AZ	HT.: 6-3	WT.: 210
BATS: Left		THROWS: Right		
HIGH SCHOOL: Corona del Sol (Tempe, AZ)		ACQUIRED: Signed as free agent, Jan. 9, 2004		
FULL NAME: Zachary James Cates		COLLEGE: Oklahoma State Univ. (Stillwater, OK)		
		SIGNED BY: Dave Karaff (Cardinals)		

Year	Club	AVG	G	AB	R	H	2B	3B	HR	RBI	SH	SF	HBP	BB	IBB	SO	SB	CS	GDP	SLG	OBP	E
2002—Johnson City		.206	53	170	28	35	8	2	7	22	2	2	3	27	0	36	3	3	2	.400	.322	3
2003—Washington (IND)		.288	88	302	58	87	10	3	13	48	4	4	13	39	2	62	20	5	1	.470	.388	7

Brett Cimorelli

RHP

AGE: 22	BORN: Feb. 22, 1982 in Tampa, FL	RESIDES: Zephyr Hills, FL	HT.: 6-4	WT.: 225
BATS & THROWS: Right		ACQUIRED: Selected in 20th round of 2000 free agent draft		
HIGH SCHOOL: Zephyr Hills HS (FL)		COLLEGE: Florida State Univ. (Tallahassee, FL)		
FULL NAME: Brett Michael Cimorelli (SIM-er-all-ee)		SIGNED BY: Tom Kotchman (Angels)		

Year	Club	W-L	ERA	G	GS	CG	GF	SHO	SV	IP	H	R	ER	HR	HB	BB	IBB	SO	WP	BK	BA
2000—Butte		1-0	5.84	7	4	0	0	0	0	24.2	23	19	16	3	6	12	0	11	1	0	.242
2001—Angels (ASL)		2-2	7.08	11	2	0	3	0	0	20.1	25	22	16	2	0	13	0	14	5	1	.281
2002—Provo		1-1	3.52	10	0	0	2	0	0	15.1	13	7	6	0	1	12	0	4	4	0	.245
2003—Cedar Rapids		1-2	7.57	31	5	0	10	0	0	69	89	68	58	8	11	54	1	31	6	1	.328

William Collazo

LHP

AGE: 24	BORN: Nov. 7, 1979 in Carolina, PR	RESIDES: Miami, FL	HT.: 5-9	WT.: 175
BATS & THROWS: Left		ACQUIRED: Selected from Atlanta in Rule V minor league draft, Dec. 15, 2003		
HIGH SCHOOL: Dr. Gilberto Concepcion de Gracia (PR)		COLLEGE: Florida International Univ. (Miami, FL)		
FULL NAME: William Collazo		SIGNED BY: Marco Paddy (Braves)		

Year	Club	W-L	ERA	G	GS	CG	GF	SHO	SV	IP	H	R	ER	HR	HB	BB	IBB	SO	WP	BK	BA
2001—Jamestown		3-1	0.60	9	0	0	7	0	1	15	9	2	1	0	1	0	0	13	2	0	.170
	Macon	3-2	2.70	12	0	0	6	0	1	23.1	13	9	7	3	2	4	0	23	2	0	.171
2002—Greenville		4-2	3.47	51	0	0	26	0	4	72.2	70	34	28	7	2	27	2	74	4	1	.253
2003—Greenville		6-2	3.66	39	0	0	11	0	0	46.2	41	22	19	3	1	21	1	34	3	2	.241
	Myrtle Beach	0-1	3.07	11	0	0	2	0	1	14.2	12	5	5	1	1	4	0	15	0	0	.222

Selected by Atlanta Braves in 10th round of 2001 free agent draft; Signed, June 8, 2001.



Organizational Players

Michael Collins

C

AGE: 19 BORN: July 18, 1984 in Canberra, AUS RESIDES: Canberra, AUS HT.: 6-3 WT.: 213
 BATS & THROWS: Right ACQUIRED: Signed as free agent, Jan. 21, 2001 COLLEGE: —
 HIGH SCHOOL: Daramalan College (AUS) SIGNED BY: Grant Weir (Angels)
 FULL NAME: Michael John Donald Collins

Year	Club	AVG	G	AB	R	H	2B	3B	HR	RBI	SH	SF	HBP	BB	IBB	SO	SB	CS	GDP	SLG	OBP	E
2001	—Angels (ASL)	.179	20	39	2	7	0	0	0	1	0	0	1	3	0	11	1	0	1	.179	.256	2
2002	—Angels (ASL)	.275	43	153	23	42	10	1	0	22	0	1	5	14	0	31	7	3	2	.353	.353	4
2003	—Angels (ASL)	.368	11	38	9	14	5	1	0	6	0	2	2	0	5	0	0	0	.553	.409	3	
	Provo	.333	37	132	20	44	8	2	1	15	0	2	2	3	0	19	0	0	.447	.353	2	

Azarias Corbeil

C

AGE: 25 BORN: Dec. 16, 1978 in Ft. Lauderdale, FL RESIDES: Margate, FL HT.: 6-0 WT.: 200
 BATS & THROWS: Right ACQUIRED: Selected in 16th round of 2001 free agent draft COLLEGE: Florida Southern College (Lakeland, FL)
 HIGH SCHOOL: Plantation HS (Plantation, FL) SIGNED BY: Tom Kotchman (Angels)
 FULL NAME: Alfred Azarias Corbeil (kor-BEAL)

Year	Club	AVG	G	AB	R	H	2B	3B	HR	RBI	SH	SF	HBP	BB	IBB	SO	SB	CS	GDP	SLG	OBP	E
2001	—Provo	.359	60	217	48	78	18	0	6	49	0	5	6	40	4	41	0	1	5	.525	.463	11
2002	—R. Cucamonga	.252	105	373	46	94	23	1	9	58	0	3	7	35	1	95	1	2	5	.391	.325	11
2003	—R. Cucamonga	.254	76	244	22	62	13	0	3	38	1	2	4	14	0	53	0	1	4	.344	.303	9

Jason Corbett

RHP

AGE: 20 BORN: Jan. 8, 1984 in Dunedin, FL RESIDES: Palm Harbor, FL HT.: 6-7 WT.: 230
 BATS & THROWS: Right ACQUIRED: Selected in 49th round of 2002 free agent draft COLLEGE: Hillsborough Comm. College (Tampa, FL)
 HIGH SCHOOL: Palm Harbor University HS (FL) SIGNED BY: Tom Kotchman (Angels)
 FULL NAME: Jason Christopher Corbett

Year	Club	W-L	ERA	G	GS	CG	SHO	SV	IP	H	R	ER	HR	HR	HB	BB	IBB	SO	WP	BK	BA
2003	—Angels (ASL)	1-2	7.77	20	0	0	6	0	22	27	21	19	0	1	22	0	29	6	0	29	0

Quan Cosby

OF

AGE: 21 BORN: Dec. 23, 1982 in Waco, TX RESIDES: Mart, TX HT.: 5-10 WT.: 195
 BATS & THROWS: Right ACQUIRED: Selected in 6th round of 2001 free agent draft COLLEGE: —
 HIGH SCHOOL: Mart HS (TX) SIGNED BY: David Crowson (Angels)
 FULL NAME: Quantwan Juaray Cosby

Year	Club	AVG	G	AB	R	H	2B	3B	HR	RBI	SH	SF	HBP	BB	IBB	SO	SB	CS	GDP	SLG	OBP	E
2001	—Angels (ASL)	.243	41	148	21	36	4	1	0	8	3	1	1	9	1	40	8	7	1	.284	.289	8
2002	—Provo	.302	76	291	66	88	9	4	0	29	5	1	5	45	1	62	22	4	4	.361	.404	4
2003	—Cedar Rapids	.249	104	370	55	92	4	1	0	21	7	4	2	36	0	79	17	9	7	.265	.316	5

Josh Cowles

OF

AGE: 19 BORN: June 7, 1984 in Nampa, ID RESIDES: Redlands, CA HT.: 6-2 WT.: 185
 BATS & THROWS: Right ACQUIRED: Selected in 8th round of 2003 free agent draft COLLEGE: —
 HIGH SCHOOL: Redlands East Valley HS (CA) SIGNED BY: Tim Corcoran (Angels)
 FULL NAME: Joshua Samuel Cowles

Year	Club	AVG	G	AB	R	H	2B	3B	HR	RBI	SH	SF	HBP	BB	IBB	SO	SB	CS	GDP	SLG	OBP	E
2003	—Angels (ASL)	.208	47	154	16	32	8	3	1	18	0	1	4	25	0	66	2	2	1	.318	.332	8

Jason Cox

RHP

AGE: 20 BORN: April 7, 1983 in Albuquerque, NM RESIDES: Albuquerque, NM HT.: 6-6 WT.: 215
 BATS & THROWS: Right ACQUIRED: Selected in 41st round of 2002 free agent draft COLLEGE: Lamar Comm. College (CO)
 HIGH SCHOOL: Eldorado HS (Albuquerque, NM) SIGNED BY: Jeff Scholzen (Angels)
 FULL NAME: Michael Jason Cox

Year	Club	W-L	ERA	G	GS	CG	SHO	SV	IP	H	R	ER	HR	HR	HB	BB	IBB	SO	WP	BK	BA
2003	—Provo	1-1	6.39	9	0	0	6	0	1	12.2	17	12	9	2	3	4	0	7	0	0	.304
	Angels (ASL)	3-3	3.81	10	10	0	0	0	0	49.2	58	28	21	6	2	11	0	37	2	2	.302

Rafael Cruz

RHP

AGE: 18 BORN: Aug. 20, 1985 in Veracruz, MX RESIDES: Veracruz, MX HT.: 6-2 WT.: 175
 BATS & THROWS: Right ACQUIRED: Signed as free agent, Aug. 1, 2002 COLLEGE: —
 HIGH SCHOOL: Ignacio de la Llave (MX) SIGNED BY: Felipe Gutierrez (Angels)
 FULL NAME: Rafael Alfonso Cruz Chavez

Year	Club	W-L	ERA	G	GS	CG	SHO	SV	IP	H	R	ER	HR	HR	HB	BB	IBB	SO	WP	BK	BA
2003	—Angels (DSL)	5-3	3.26	10	10	1	0	1	0	66.1	89	31	24	1	4	5	0	55	3	0	.312

Organizational Players



Eric Cyr

LHP

For information, see 2004 Non-Roster Players section.

Leonardo D'Amico

RHP

AGE: 22 BORN: Dec. 14, 1981 in Maracay, Aragua, VZ RESIDES: Mariara, Carabobo, VZ HT.: 6-2 WT.: 175
 BATS & THROWS: Right ACQUIRED: Signed as free agent, March 6, 1999
 HIGH SCHOOL: Nuestra Senora del Camino (VZ) COLLEGE: —
 FULL NAME: Leonardo Saulle D'Amico SIGNED BY: Jose Leiva (Angels)

Year	Club	W-L	ERA	G	GS	CG	GF	SHO	SV	IP	H	R	ER	HR	HB	BB	IBB	SO	WP	BK	BA
1999	—La Pradera (VSL)	4-2	5.90	19	2	0	0	0	2	39.2	46	35	26	1	2	23	2	37	3	2	.288
2000	—Butte	0-3	5.40	7	4	0	0	0	0	30	40	32	18	5	4	12	0	19	3	1	.308
2001	—Provo	1-0	9.00	1	0	0	0	0	0	2	4	2	2	0	0	1	0	4	1	0	.400
	Angels (ASL)	0-6	5.17	14	5	0	5	0	0	38.1	44	32	22	2	4	13	1	33	5	0	.284
2002	—Provo	3-0	3.57	14	14	0	0	0	0	63	58	27	25	6	7	14	0	54	2	1	.243
2003	—R. Cucamonga	0-1	7.00	6	1	0	1	0	0	9	8	7	7	3	1	3	0	5	3	0	.235
	Angels (ASL)	0-0	0.00	1	0	0	0	0	0	1.1	1	0	0	0	0	2	0	2	0	0	.200
	Cedar Rapids	1-2	5.90	12	5	0	3	0	1	29	33	20	19	5	2	7	1	16	2	1	.282

Daniel Davidson

LHP

AGE: 23 BORN: Jan. 8, 1981 in Panama City, FL RESIDES: Lynn Haven, FL HT.: 6-4 WT.: 225
 BATS & THROWS: Left ACQUIRED: Selected in 13th round of 2003 free agent draft
 HIGH SCHOOL: Mosley HS (Panama City, FL) COLLEGE: Florida State Univ. (Tallahassee, FL)
 FULL NAME: Daniel Gerome Davidson SIGNED BY: Tom Kotchman (Angels)

Year	Club	W-L	ERA	G	GS	CG	GF	SHO	SV	IP	H	R	ER	HR	HB	BB	IBB	SO	WP	BK	BA
2003	—Provo	8-2	H1.64	15	13	0	0	0	0	71.1	65	17	13	3	3	15	0	50	3	0	.240

Josh Davies

INF

AGE: 18 BORN: Sept. 12, 1985 in Bendigo, Victoria, AUS RESIDES: Strathfieldsay, AUS HT.: 6-4 WT.: 176
 BATS & THROWS: Right ACQUIRED: Signed as free agent, Jan. 21, 2003
 HIGH SCHOOL: Bendigo Sr. Secondary College (AUS) COLLEGE: —
 FULL NAME: Joshua Marc Davies SIGNED BY: Grant Weir (Angels)

Brent Del Chiaro

C

AGE: 24 BORN: June 26, 1979 in Berkeley, CA RESIDES: Oakley, CA HT.: 6-3 WT.: 225
 BATS & THROWS: Right ACQUIRED: Selected in 41st round of 2001 free agent draft
 HIGH SCHOOL: De La Salle HS (Concord, CA) COLLEGE: Univ. of Kansas (Lawrence, KS)
 FULL NAME: Brenton Michael Del Chiaro (del-KY-row) SIGNED BY: Dan Lynch (Angels)

Year	Club	AVG	G	AB	R	H	2B	3B	HR	RBI	SH	SF	HBP	BB	IBB	SO	SB	CS	GDP	SLG	OBP	E
2001	—Provo	.158	22	57	2	9	1	0	0	5	1	2	0	7	0	20	1	0	0	.175	.242	2
	Angels (ASL)	.259	20	58	9	15	1	1	1	4	0	0	3	7	0	18	0	0	0	.362	.368	3
2002	—Cedar Rapids	.213	37	94	12	20	1	0	0	9	2	1	1	10	0	38	0	0	2	.223	.292	3
	Arkansas	.000	3	8	0	0	0	0	0	0	0	0	0	0	0	3	0	0	1	.000	.000	0
2003	—Arkansas	.162	46	154	18	25	11	2	1	10	3	1	3	9	0	56	0	0	4	.279	.222	4
	R. Cucamonga	.227	7	22	2	5	0	0	0	3	0	0	2	3	0	9	0	0	0	.227	.370	1

Amalio Diaz

RHP

AGE: 17 BORN: Sept. 10, 1986 in Puerto La Cruz, ANZ, VZ RESIDES: Puerto La Cruz, ANZ, VZ HT.: 6-2 WT.: 170
 BATS & THROWS: Right ACQUIRED: Signed as free agent, July 14, 2003
 HIGH SCHOOL: Pedro Maria Freitas (VZ) COLLEGE: —
 FULL NAME: Amalio Jose Diaz Fermin SIGNED BY: Carlos Porte/Amador Arias (Angels)

Tommy Duenas

C

AGE: 22 BORN: July 16, 1981 in Miami, FL RESIDES: Miami, FL HT.: 5-11 WT.: 205
 BATS & THROWS: Right ACQUIRED: Selected in 16th round of 2002 free agent draft
 HIGH SCHOOL: Coral Gables HS (FL) COLLEGE: Florida International Univ. (Miami, FL)
 FULL NAME: Tomas Jose Duenas SIGNED BY: Mike Silvestri (Angels)

Year	Club	AVG	G	AB	R	H	2B	3B	HR	RBI	SH	SF	HBP	BB	IBB	SO	SB	CS	GDP	SLG	OBP	E
2002	—Angels (ASL)	.234	45	137	15	32	12	3	0	23	1	2	5	21	1	35	2	2	3	.365	.352	11
	Provo	1.000	1	1	0	1	0	0	0	1	0	0	0	0	0	0	0	0	0	1.000	1.000	0
2003	—Cedar Rapids	.216	22	51	4	11	2	0	2	10	0	0	1	1	0	15	0	1	2	.373	.245	0
	Provo	.267	14	45	10	12	3	0	2	7	0	0	0	12	0	11	0	0	1	.467	.421	2
	R. Cucamonga	.071	5	14	0	1	0	0	0	1	1	0	0	1	0	6	0	0	0	.071	.133	1



Organizational Players

Carlos Duncan

INF**AGE:** 26 **BORN:** June 30, 1977 in San Pedro de Macoris, DR**RESIDES:** San Pedro de Macoris, DR**HT.:** 6-1 **WT.:** 195**BATS & THROWS:** Right**ACQUIRED:** Signed as free agent, Dec. 9, 2001**HIGH SCHOOL:** Colegio Nuevos Horizonte (DR)**COLLEGE:** —**FULL NAME:** Jan Carlos Duncan**SIGNED BY:** Jose Gomez (Phillies)

Year	Club	AVG	G	AB	R	H	2B	3B	HR	RBI	SH	SF	HBP	BB	IBB	SO	SB	CS	GDP	SLG	OBP	E
1995	—Phillies/SL (DSL)	.231	51	182	27	42	7	4	0	25	1	7	1	20	1	44	8	7	3	.313	.300	—
1996	—Phillies (DSL)	.260	61	227	44	59	8	1	7	35	0	2	10	20	0	51	23	8	0	.396	.344	—
1997	—Martinsville	.260	54	204	38	53	8	4	13	33	0	2	2	14	0	62	11	5	3	.529	.311	29
1998	—Piedmont	.198	32	111	20	22	3	2	3	12	1	1	1	15	0	47	8	1	2	.342	.297	17
	Batavia	.264	71	276	55H	73	23	4	5	43	0	0	6	29	1101H	13	4	3	.431	.347	24	
1999	—Piedmont	.217	73	276	41	60	15	3	11	40	1	4	8	19	0	88	15	4	4	.413	.283	26
2000	—Clearwater	.264	107	390	49	103	25	3	8	47	3	3	9	26	0	113	13	9	3	.405	.322	10
2001	—Rio Grande (IND)	.320	93	353	71	113	19	7	14	70	1	7	10	23	0	68	50	7	3	.533	.372	15
2002	—R. Cucamonga	.263	70	274	45	72	19	4	15	68	0	4	5	30	2	80	20	5	3	.526	.342	24
	Arkansas	.274	60	215	31	59	11	1	6	23	0	2	10	11	1	44	15	5	4	.419	.336	13
2003	—Arkansas	.244	87	303	33	74	19	3	5	28	1	3	5	12	0	94	25	4	3	.376	.282	10

Signed as free agent by Phillies, Nov. 12, 1994; Selected by Rockies in Rule 5 minor league draft, Dec. 11, 2000; Released, March 29, 2001.

Scott Dunn

RHP

For information, see 2004 Non-Roster Players section.

Alex Dvorsky

C**AGE:** 24 **BORN:** Aug. 8, 1979 in Marion, IA**RESIDES:** Marion, IA**HT.:** 6-2 **WT.:** 210**BATS & THROWS:** Right**ACQUIRED:** Selected in 26th round of 2002 free agent draft**HIGH SCHOOL:** Marion HS (IA)**COLLEGE:** Univ. of Iowa/Northern Iowa Univ. (Cedar Falls, IA)**FULL NAME:** Alexander Matthew Dvorsky**SIGNED BY:** Dan Lynch (Angels)

Year	Club	AVG	G	AB	R	H	2B	3B	HR	RBI	SH	SF	HBP	BB	IBB	SO	SB	CS	GDP	SLG	OBP	E
2002	—Provo	.321	65	234	48	75	15	0	9	52	0	3	12	47	3	36	2	0	10	.500	.453	7
2003	—Cedar Rapids	.252	96	302	42	76	10	3	7	36	0	9	10	35	0	52	2	2	2	.374	.340	1

Brandon Emanuel

RHP**AGE:** 27 **BORN:** April 9, 1976 in Panama City, FL**RESIDES:** Tampa, FL**HT.:** 6-3 **WT.:** 215**BATS & THROWS:** Right**ACQUIRED:** Selected in 2nd round of 1998 free agent draft**HIGH SCHOOL:** A. Crawford Mosley HS (FL)**COLLEGE:** Northwestern State Univ. (Natchitoches, LA)**FULL NAME:** Dennis Brandon Emanuel**SIGNED BY:** Ron Marigny (Angels)

Year	Club	W-L	ERA	G	GS	CG	GF	SHO	SV	IP	H	R	ER	HR	HR	BB	IBB	SO	WP	BK	BA		
1998	—Boise	4-5	4.59	15	15	0	0	0	0	80.1	96	59	41	8	8	21	1	42	4	0	.294		
1999	—Cedar Rapids	7-12	4.47	23	23	5	0	0	0	153	173	92	76	16	4	50	0	88	9	1	.283		
	Lake Elsinore	0-2	5.14	2	2	0	0	0	0	14	15	11	8	1	1	7	0	12	0	0	.278		
2000	—Lake Elsinore	4-10	6.27	19	17	2H	1	0	0	103.1	136	89	72	14	7	43	2	54	12	1	.316		
2001	—R. Cucamonga	Injured—Did Not Play																					
2002	—Arkansas	5-3	2.81	14	14	1	0	0	0	83.1	76	32	26	9	2	18	0	47	0	1	.244		
	Salt Lake	2-3	7.25	7	7	0	0	0	0	36	59	29	29	9	1	11	0	27	1	0	.376		
2003	—Salt Lake	6-10	5.14	29	23	1	5	0	2	147	186	93	84	25	4	37	1	71	4	0	.316		

Brian Esposito

C**AGE:** 25 **BORN:** Feb. 24, 1979 in Staten Island, NY**RESIDES:** Staten Island, NY**HT.:** 6-1 **WT.:** 190**BATS & THROWS:** Right**ACQUIRED:** Signed as free agent, July 25, 2003**HIGH SCHOOL:** Staten Island Tech. (NY)**COLLEGE:** Univ. of Connecticut**FULL NAME:** Brian James Esposito**SIGNED BY:** Ray Fagnant (Red Sox)

Year	Club	AVG	G	AB	R	H	2B	3B	HR	RBI	SH	SF	HBP	BB	IBB	SO	SB	CS	GDP	SLG	OBP	E
2000	—Lowell	.240	42	154	15	37	9	1	3	20	1	2	1	11	0	31	0	1	2	.370	.292	8
2001	—Augusta	.190	90	311	21	59	13	0	3	30	2	5	2	13	0	81	0	0	5	.260	.224	14
2002	—Augusta	.253	40	154	20	39	5	0	5	15	2	0	5	7	0	32	0	0	4	.383	.307	7
	Sarasota	.162	31	99	8	16	5	0	2	7	1	1	1	5	0	20	0	0	1	.273	.208	6
2003	—Sarasota	.000	2	7	0	0	0	0	0	0	0	0	0	0	0	0	0	0	0	.000	.000	1
	Provo	.091	3	11	0	1	0	0	0	0	0	0	0	0	0	4	0	0	1	.091	.091	1
	R. Cucamonga	.344	9	32	2	11	2	0	0	2	1	0	0	0	0	5	0	0	1	.406	.344	0

Selected by Red Sox in 5th round of 2000 free agent draft; Signed, June 23, 2000; Released, June 30, 2003.

Organizational Players



Mike Eylward

INF

AGE: 24 BORN: Sept. 28, 1979 in Clearwater, FL RESIDES: Clearwater, FL HT.: 6-2 WT.: 210
 BATS & THROWS: Right ACQUIRED: Selected in 44th round of 2001 free agent draft
 HIGH SCHOOL: Clearwater HS (FL) COLLEGE: Univ. of South Florida (Tampa, FL)
 FULL NAME: Thomas Michael Eylward Jr. (EL-word) SIGNED BY: Tom Kotchman (Angels)

Year	Club	AVG	G	AB	R	H	2B	3B	HR	RBI	SH	SF	HBP	BB	IBB	SO	SB	CS	GDP	SLG	OBP	E
2001	—Provo	.300	7	20	7	6	3	0	0	5	0	0	3	2	0	5	0	0	0	.450	.440	0
	Cedar Rapids	.233	23	90	12	21	6	1	2	12	1	1	2	5	0	21	0	0	2	.389	.286	5
2002	—Cedar Rapids	.263	98	350	55	92	22	4	8	43	0	2	11	31	0	55	2	3	7	.417	.340	12
2003	—R. Cucamonga	.290	109	389	51	113	27	2	13	61	1	4	6	35	1	67	1	4	6	.470	.355	14

Rich Fischer

RHP

For information, see 2004 40-Man Roster Players section.

Justin Fuller

LHP

AGE: 23 BORN: June 20, 1980 in Farmington, CT RESIDES: South Windsor, CT HT.: 6-1 WT.: 225
 BATS & THROWS: Left ACQUIRED: Signed as free agent, June 20, 2002
 HIGH SCHOOL: William T. Dwyer HS (Palm Beach Gardens, FL) COLLEGE: Univ. of North Florida (Jacksonville, FL)
 FULL NAME: Justin Christopher Fuller SIGNED BY: Tom Kotchman (Angels)

Year	Club	W-L	ERA	G	GS	CG	GF	SHO	SV	IP	H	R	ER	HR	HR	HB	BB	IBB	SO	WP	BK	BA
2002	—Provo	3-1	4.22	26	0	0	3	0	1	42.2	32	22	20	7	1	12	0	58	4	0	0	.203
2003	—Provo	Injured—Did Not Play																				

Felix Gamboa

RHP

AGE: 18 BORN: July 18, 1985 in Barcelona, VZ RESIDES: Barcelona, VZ HT.: 6-4 WT.: 191
 BATS & THROWS: Right ACQUIRED: Signed as free agent, Feb. 7, 2002
 HIGH SCHOOL: Ciudad de Barcelona (VZ) COLLEGE: —
 FULL NAME: Felix Rafael Gamboa SIGNED BY: Carlos Porte/Amador Arias (Angels)

Year	Club	W-L	ERA	G	GS	CG	GF	SHO	SV	IP	H	R	ER	HR	HR	HB	BB	IBB	SO	WP	BK	BA
2002	—Angels (DSL)	0-2	6.23	7	0	0	2	0	0	8.2	8	8	6	0	1	8	0	18	3	0	0	.229
2003	—Angels (ASL)	0-2	9.95	10	2	0	2	0	1	12.2	15	15	14	1	4	17	0	10	6	0	0	.300

Geonny Garcia

RHP

AGE: 21 BORN: Oct. 6, 1982 in Las Matas de Farfan, DR RESIDES: Las Matas de Farfan, DR HT.: 6-5 WT.: 190
 BATS & THROWS: Right ACQUIRED: Signed as free agent, Sept. 21, 2001
 HIGH SCHOOL: Paraje Las Tres Mangas (DR) COLLEGE: —
 FULL NAME: Geonny Francisco Garcia (formerly Jose Luis Garcia) SIGNED BY: Leo Perez (Angels)

Year	Club	W-L	ERA	G	GS	CG	GF	SHO	SV	IP	H	R	ER	HR	HR	HB	BB	IBB	SO	WP	BK	BA
2002	—Angels (DSL)	0-0	5.68	4	0	0	3	0	0	6.1	10	7	4	1	0	3	0	2	0	0	0	.357
2003	—Angels (DSL)	1-2	6.75	9	1	0	3	0	1	14.2	20	15	11	0	0	9	0	15	4	0	0	.328

David Gates

OF

AGE: 23 BORN: Sept. 23, 1980 in Florence, AL RESIDES: Huntsville, AL HT.: 6-1 WT.: 205
 BATS & THROWS: Right ACQUIRED: Selected in 21st round of 2001 free agent draft
 HIGH SCHOOL: Lee HS (Huntsville, AL) COLLEGE: Univ. of Alabama (Huntsville, AL)
 FULL NAME: James David Gates SIGNED BY: Jeff Crane (Angels)

Year	Club	AVG	G	AB	R	H	2B	3B	HR	RBI	SH	SF	HBP	BB	IBB	SO	SB	CS	GDP	SLG	OBP	E
2001	—Provo	.294	48	170	31	50	13	0	3	33	0	0	6	29	0	43	4	3	6	.424	.415	3
2002	—Provo	.286	9	35	7	10	2	0	1	6	0	0	2	8	1	4	0	1	0	.429	.444	0
	Cedar Rapids	.220	29	82	13	18	1	1	2	9	0	0	4	17	0	21	2	0	2	.329	.379	2
2003	—Cedar Rapids	.250	25	88	11	22	1	1	5	19	1	1	1	5	0	24	1	1	0	.455	.295	0
	R. Cucamonga	.235	75	264	35	62	17	1	10	42	1	2	3	17	1	78	3	3	3	.420	.287	5

Karl Gelinas

RHP

AGE: 20 BORN: Aug. 6, 1983 in Laval, QUE, CAN RESIDES: Ibterville, QUE, CAN HT.: 6-4 WT.: 200
 BATS & THROWS: Right ACQUIRED: Selected in 47th round of 2003 free agent draft
 HIGH SCHOOL: Marcel-Landry (QUE, CAN) COLLEGE: NE Oklahoma A&M (Miami, OK)
 FULL NAME: Karl Gelinas SIGNED BY: Ron Marigny/Alex Messier (Angels)

Year	Club	W-L	ERA	G	GS	CG	GF	SHO	SV	IP	H	R	ER	HR	HR	HB	BB	IBB	SO	WP	BK	BA
2003	—Angels (ASL)	0-4	6.04	12	7	0	0	0	0	44.2	51	35	30	3	10	9	1	38	2	0	0	.291



Organizational Players

Derrick Gibson

OF**AGE:** 29 **BORN:** Feb. 5, 1975 in Winter Haven, FL**RESIDES:** Winter Haven, FL**HT.:** 6-3 **WT.:** 247**BATS & THROWS:** Right**ACQUIRED:** Signed as free agent, Feb. 6, 2004**HIGH SCHOOL:** Haines City HS (FL)**COLLEGE:** —**FULL NAME:** Derrick Lamont Gibson**SIGNED BY:** Pat Jones (Rockies)

Year	Club	Avg	G	AB	R	H	2B	3B	HR	RBI	SH	SF	HBP	BB	IBB	SO	SB	CS	GDP	SLG	OBP	E
1993	—Rockies (ASL)	.151	34	119	13	18	2	2	0	10	0	1	3	5	0	55	3	0	1	202	203	5
1994	—Bend	.264	73	284	47	75	19	5	12	57	0	1	9	29	5	102	14	4	4	493	350	9
1995	—Asheville	.292	135	506	91	148	16	10	32	115	1	6	19	29	5	136	31	13	10	553	350	9
1996	—New Haven	.256	122	449	58	115	21	4	15	62	1	4	8	31	1	125	3	12	15	421	313	13
1997	—New Haven	.317	119	461	91	146	24	2	23	75	0	2	10	36	7	100	20	13	8	527	377	11
	—Colo. Springs	.423	21	78	14	33	7	0	3	12	0	0	0	5	1	9	0	2	1	628	458	1
1998	—Colo. Springs	.292	126	497	84	145	20	3	14	81	0	2	3	35	2	110	14	6	17	429	341	13
	—Colorado	.429	7	21	4	9	1	0	0	2	0	0	1	1	0	4	0	0	0	476	478	1
1999	—Colo. Springs	.275	110	385	68	106	19	6	17	67	0	2	6	30	0	82	12	6	5	488	336	8
	—Colorado	.179	10	28	2	5	1	0	2	6	0	0	1	0	0	7	0	0	2	429	207	1
2000	—Calgary	.279	100	340	43	95	12	2	10	43	1	2	9	18	2	84	13	7	5	415	331	4
2001	—Puebla (MXL)	.270	66	259	44	70	11	1	13	45	0	1	0	21	5	64	1	2	5	471	324	4
	—El Paso	.347	18	72	13	25	4	0	2	16	0	1	2	6	1	18	3	1	2	486	407	2
	—Tucson	.247	32	97	8	24	8	1	2	15	0	0	4	5	0	19	5	0	2	412	311	2
2002	—Duluth (Ind.)	.248	55	214	28	53	10	0	7	25	0	0	5	19	0	37	6	1	10	393	324	5
2003	—Long Island (Ind.)	.287	120	460	72	132	33	0	19	89	0	5	23	42	6	80	14	4	12	483	372	2

Selected by Colorado Rockies in 13th round of 1993 free agent draft; Signed, June 11, 1993; Claimed on waivers by Florida Marlins, March 24, 2000; Granted free agency, Oct. 15, 2000; Signed by Tampa Bay Devil Rays, Nov. 7, 2000; Loaned to Puebla (MXL), March 30-June 30, 2001; Released, June 30, 2001; Signed by Arizona Diamondbacks, July 7, 2001; Granted free agency, Oct. 15, 2001; Signed by Milwaukee Brewers, Dec. 17, 2001; Released, July 3, 2002.

Hayden Gliemmo

LHP**AGE:** 25 **BORN:** Nov. 20, 1978 in Moultrie, GA**RESIDES:** Moultrie, GA**HT.:** 5-10 **WT.:** 170**BATS & THROWS:** Left**ACQUIRED:** Signed as free agent, Jan. 2, 2003**HIGH SCHOOL:** Colquitt County HS (Moultrie, GA)**COLLEGE:** Auburn Univ. (AL)**FULL NAME:** Robert Hayden Gliemmo**SIGNED BY:** Chris McAlpin (Angels)

Year	Club	W-L	ERA	G	GS	CG	GF	SHO	SV	IP	H	R	ER	HR	HB	BB	IBB	SO	WP	BK	BA
2003	—Cedar Rapids	7-3	3.73	42	0	0	2	0	0	62.2	55	32	26	2	2	33	3	53	8	0	.232

Geury Gonzalez

RHP**AGE:** 18 **BORN:** April 2, 1985 in Bani, DR**RESIDES:** Bani, DR**HT.:** 6-2 **WT.:** 160**BATS & THROWS:** Right**ACQUIRED:** Signed as free agent, Oct. 21, 2003**HIGH SCHOOL:** Los Yaguarisos (DR)**COLLEGE:** —**FULL NAME:** Geury Paul Gonzalez Tejada**SIGNED BY:** Leo Perez (Angels)

Miguel Gonzalez

OF**AGE:** 19 **BORN:** Sept. 29, 1984 in Juan Baron, SC, DR**RESIDES:** Juan Baron, SC, DR**HT.:** 6-0 **WT.:** 165**BATS & THROWS:** Left**ACQUIRED:** Signed as free agent, Feb. 6, 2003**HIGH SCHOOL:** Americo Perez Tolentino (DR)**COLLEGE:** —**FULL NAME:** Miguel Angel Gonzalez Perez**SIGNED BY:** Leo Perez (Angels)

Year	Club	Avg	G	AB	R	H	2B	3B	HR	RBI	SH	SF	HBP	BB	IBB	SO	SB	CS	GDP	SLG	OBP	E
2003	—Angels (DSL)	.136	34	88	9	12	1	1	0	3	3	1	2	21	1	27	5	3	1	170	313	7

Brian Gordon

OF

For information, see 2004 Non-Roster Players section.

Nick Gorneault

OF

For information, see 2004 Non-Roster Players section.

Steve Green

RHP

For information, see 2004 40-Man Roster Players section.

Kevin Gregg

RHP

For information, see 2004 40-Man Roster Players section.

Tom Gregorio

C

For information, see 2004 40-Man Roster Players section.

Organizational Players



Dustin Griffith

RHP

AGE: 23	BORN: Sept. 16, 1980 in Galesburg, IL	RESIDES: Littleton, CO	HT.: 6-4	WT.: 200																	
BATS & THROWS: Right		ACQUIRED: Signed as free agent, Aug. 21, 2001																			
HIGH SCHOOL: Dakota Ridge HS (Littleton, CO)		COLLEGE: Seward County Comm. College (Liberal, KS)																			
FULL NAME: Dustin Allen Griffith		SIGNED BY: Dan Lynch/Tom Davis (Angels)																			
Year	Club	W-L	ERA	G	GS	CG	GF	SHO	SV	IP	H	R	ER	HR	HB	BB	IBB	SO	WP	BK	BA
2002	Cedar Rapids	5-4	3.91	45	0	0	12	0	2	73.2	68	36	32	12	1	25	2	52	6	0	.243
2003	R. Cucamonga	3-2	3.89	36	2	0	12	0	2	71.2	76	33	31	12	4	19	0	53	4	0	.274
	Cedar Rapids	0-0	5.68	4	0	0	0	0	0	6.1	10	4	4	1	1	2	0	3	0	0	.357
	Arkansas	1-0	9.00	1	0	0	1	0	0	1	2	1	1	0	0	0	0	0	0	0	.500

Jose Guzman

INF

AGE: 21	BORN: Oct. 27, 1982 in Santo Domingo, DR	RESIDES: Santo Domingo, DR	HT.: 6-0	WT.: 165																		
BATS: Switch		ACQUIRED: Signed as free agent, Dec. 19, 2000																				
THROWS: Right		COLLEGE: —																				
HIGH SCHOOL: Hermanos Deligene (DR)		SIGNED BY: Leo Perez (Angels)																				
FULL NAME: Jose Rafael Guzman (formerly Juan Batista)																						
Year	Club	AVG	G	AB	R	H	2B	3B	HR	RBI	SH	SF	HBP	BB	IBB	SO	SB	CS	GDP	SLG	OBP	E
2001	—Angels (ASL)	.125	36	72	8	9	2	2	0	7	0	1	1	9	0	34	6	0	0	.208	.229	17
2002	—Angels (ASL)	.238	48	143	23	34	2	3	0	5	1	0	3	14	0	50	7	4	2	.294	.319	13
2003	—Provo	.277	34	94	19	26	7	3	1	14	2	0	1	10	0	32	3	0	0	.447	.352	11

Chris Hartnett

LHP

AGE: 22	BORN: Aug. 2 1981 in Albany, NY	RESIDES: Albany, NY	HT.: 6-3	WT.: 225																	
BATS: Right		ACQUIRED: Signed as free agent, July 25, 2003																			
THROWS: Left		COLLEGE: Union College (Schenectady, NY)																			
HIGH SCHOOL: Albany Academy (NY)		SIGNED BY: Tom Burns (Angels)																			
FULL NAME: Christopher Hartnett																					
Year	Club	W-L	ERA	G	GS	CG	GF	SHO	SV	IP	H	R	ER	HR	HB	BB	IBB	SO	WP	BK	BA
2000	—Angels (ASL)	1-0	6.75	7	0	0	1	0	1	10.2	16	9	8	0	3	2	0	9	1	0	.333

Chad Hauseman

OF

AGE: 24	BORN: Nov. 11, 1979 in Pottstown, PA	RESIDES: Neptune Beach, FL	HT.: 6-1	WT.: 205																		
BATS & THROWS: Right		ACQUIRED: Selected in 24th round of 2003 free agent draft																				
HIGH SCHOOL: The Hill School (Pottstown, PA)		COLLEGE: Jacksonville Univ. (FL)																				
FULL NAME: Chad W. Hauseman		SIGNED BY: Tom Kotchman (Angels)																				
Year	Club	AVG	G	AB	R	H	2B	3B	HR	RBI	SH	SF	HBP	BB	IBB	SO	SB	CS	GDP	SLG	OBP	E
2003	—Provo	.200	23	65	7	13	2	0	0	11	0	0	0	5	0	16	1	0	2	.231	.257	1

Wayne Hedden

RHP

AGE: 21	BORN: Oct. 27, 1982 in Tampa, FL	RESIDES: Tampa, FL	HT.: 6-2	WT.: 205																	
BATS & THROWS: Right		ACQUIRED: Selected in 44th round of 2002 free agent draft																			
HIGH SCHOOL: Paul Wharton HS (Tampa, FL)		COLLEGE: Hillsborough Comm. College (FL)																			
FULL NAME: Wayne Paul Hedden		SIGNED BY: Tom Kotchman (Angels)																			
Year	Club	W-L	ERA	G	GS	CG	GF	SHO	SV	IP	H	R	ER	HR	HB	BB	IBB	SO	WP	BK	BA
2003	—Provo	2-0	2.76	17	0	0	3	0	1	32.2	33	15	10	1	4	14	1	20	6	0	.268

Matt Hensley

RHP

For information, see 2004 Non-Roster Players section.

Pedro Herrera

RHP

AGE: 18	BORN: Feb. 14, 1986 in Maracay, ARA, VZ	RESIDES: Villa de Cura, ARA, VZ	HT.: 6-0	WT.: 155																	
BATS & THROWS: Right		ACQUIRED: Signed as free agent, May 2, 2003																			
HIGH SCHOOL: Liceo Madre Enriqueta de Lourdes (VZ)		COLLEGE: —																			
FULL NAME: Pedro Enrique Herrera Mendez		SIGNED BY: Amador Arias/Leo Perez (Angels)																			
Year	Club	W-L	ERA	G	GS	CG	GF	SHO	SV	IP	H	R	ER	HR	HB	BB	IBB	SO	WP	BK	BA
2003	—Angels (DSL)	0-1	2.16	12	0	0	9	0	5	16.2	11	6	4	0	1	11	1	15	3	1	.190

Samuel Hess

C

AGE: 24	BORN: Dec. 5, 1979 in Boise, ID	RESIDES: Colbert, WA	HT.: 6-2	WT.: 215																		
BATS & THROWS: Right		ACQUIRED: Signed as free agent, July 15, 2003																				
HIGH SCHOOL: Mead HS (Spokane, WA)		COLLEGE: Gonzaga University (Spokane, WA)																				
FULL NAME: Samuel Robert Hess		SIGNED BY: Jack Uhey (Angels)																				
Year	Club	AVG	G	AB	R	H	2B	3B	HR	RBI	SH	SF	HBP	BB	IBB	SO	SB	CS	GDP	SLG	OBP	E
2003	—Angels (ASL)	.190	7	21	2	4	1	0	0	0	1	0	0	1	0	5	0	0	1	.238	.227	1
	Provo	.143	3	7	1	1	1	0	0	1	0	0	0	2	0	1	0	0	0	.286	.333	0



Organizational Players

Andy Hill

RHP

AGE: 19 **BORN:** Oct. 31, 1984 in Olympia, WA **RESIDES:** Okanogan, WA **HT.:** 6-4 **WT.:** 195
BATS & THROWS: Right **ACQUIRED:** Selected in 12th round of 2003 free agent draft
HIGH SCHOOL: Brewster HS (WA) **COLLEGE:** —
FULL NAME: Andrew Triplett Hill **SIGNED BY:** Jack Uhey (Angels)

Year	Club	W-L	ERA	G	GS	CG	GF	SHO	SV	IP	H	R	ER	HR	HB	BB	IBB	SO	WP	BK	BA
2003	—Angels (ASL)	2-2	2.79	6	5	0	0	0	0	19.1	17	7	6	0	4	12	0	18	5	0	.243

Scott Hindman

LHP

AGE: 23 **BORN:** March 6, 1981 in Arlington Heights, IL **RESIDES:** Inverness, IL **HT.:** 6-4 **WT.:** 210
BATS & THROWS: Left **ACQUIRED:** Selected in 22nd round of 2002 free agent draft
HIGH SCHOOL: William Fremd HS (Palatine, IL) **COLLEGE:** Princeton Univ. (NJ)
FULL NAME: Scott Craig Hindman (HIND-man) **SIGNED BY:** Tom Burns (Angels)

Year	Club	W-L	ERA	G	GS	CG	GF	SHO	SV	IP	H	R	ER	HR	HB	BB	IBB	SO	WP	BK	BA
2002	—Provo	0-1	9.00	3	0	0	0	0	0	2	4	4	2	0	0	0	0	2	1	0	.364
2003	—Angels (ASL)	2-1	3.13	6	6	0	0	0	0	23	22	10	8	0	1	8	0	23	5	2	.250
	Provo	3-0	4.13	6	4	0	0	0	0	24	21	13	11	0	3	13	0	17	5	0	.239

James Holcomb

RHP

AGE: 23 **BORN:** Nov. 28, 1980 in San Jose, CA **RESIDES:** Reno, NV **HT.:** 6-4 **WT.:** 210
BATS & THROWS: Right **ACQUIRED:** Selected in 8th round of 2002 free agent draft
HIGH SCHOOL: Reno HS (NV) **COLLEGE:** Univ. of Nevada (Reno, NV)
FULL NAME: James Richard Holcomb **SIGNED BY:** Todd Blyleven (Angels)

Year	Club	W-L	ERA	G	GS	CG	GF	SHO	SV	IP	H	R	ER	HR	HB	BB	IBB	SO	WP	BK	BA
2002	—Provo	2-1	3.38	12	12	0	0	0	0	53.1	62	27	20	3	4	10	1	55	4	0	.290
2003	—Cedar Rapids	2-6	3.91	14	14	0	0	0	0	71.1	68	37	31	4	3	36	0	61	9	0	.249

Chris Hunter

RHP

AGE: 23 **BORN:** Dec. 12, 1980 in Provo, UT **RESIDES:** Lindon, UT **HT.:** 6-4 **WT.:** 205
BATS & THROWS: Right **ACQUIRED:** Selected in 41st round of 2003 free agent draft
HIGH SCHOOL: Mountain View (Orem, UT) **COLLEGE:** Utah Valley State Univ. (Orem, UT)
FULL NAME: Christopher Jake Hunter **SIGNED BY:** Jeff Scholzen (Angels)

Bobby Jenks

RHP

For information, see 2004 40-Man Roster Players section.

Kevin Jepsen

RHP

AGE: 19 **BORN:** July 26, 1984 in Anaheim, CA **RESIDES:** Sparks, NV **HT.:** 6-3 **WT.:** 215
BATS & THROWS: Right **ACQUIRED:** Selected in 2nd round of 2002 free agent draft
HIGH SCHOOL: Bishop Manogue HS (Reno, NV) **COLLEGE:** —
FULL NAME: Kevin Martin Jepsen **SIGNED BY:** Todd Blyleven (Angels)

Year	Club	W-L	ERA	G	GS	CG	GF	SHO	SV	IP	H	R	ER	HR	HB	BB	IBB	SO	WP	BK	BA
2002	—Angels (ASL)	1-3	6.84	8	5	0	1	0	0	26.1	29	22	20	3	5	12	0	19	1	0	.274
2003	—Cedar Rapids	6-3	2.65	10	10	0	0	0	0	51	32	24	15	2	2	28	0	42	0	0	.180

Gary Johnson

OF

For information, see 2004 Non-Roster Players section.

Greg Jones

RHP

For information, see 2004 40-Man Roster Players section.

Howard Kendrick

INF

AGE: 20 **BORN:** July 12, 1983 in Jacksonville, FL **RESIDES:** Callahan, FL **HT.:** 5-10 **WT.:** 180
BATS & THROWS: Right **ACQUIRED:** Selected in 10th round of 2002 free agent draft
HIGH SCHOOL: West Nassau HS (Callahan, FL) **COLLEGE:** St. John's River Comm. College (Palatka, FL)
FULL NAME: Howard Joseph Kendrick III **SIGNED BY:** Tom Kotchman (Angels)

Year	Club	AVG	G	AB	R	H	2B	3B	HR	RBI	SH	SF	HBP	BB	IBB	SO	SB	CS	GDP	SLG	OBP	E
2002	—Angels (ASL)	.318	42	157	24	50	6	4	0	13	1	1	6	7	0	11	12	6	2	408	368	7
2003	—Provo	.368	63	234	65	86	20	3	3	36	3	3	6	24	1	28	8	3	5	517	434	17

Organizational Players



Ryan Kenning

OF

AGE: 23	BORN: Nov. 10, 1980 in No. Vancouver, BC, CAN	RESIDES: No. Vancouver, BC, CAN	HT.: 6-0	WT.: 200																		
BATS & THROWS: Left		ACQUIRED: Selected in 12th round of 2002 free agent draft																				
HIGH SCHOOL: Seycove Secondary School (CAN)		COLLEGE: New Mexico State Univ. (Las Cruces, NM)																				
FULL NAME: Micheal Ryan Kenning		SIGNED BY: Jeff Scholzen (Angels)																				
Year	Club	AVG	G	AB	R	H	2B	3B	HR	RBI	SH	SF	HBP	BB	IBB	SO	SB	CS	GDP	SLG	OBP	E
2002—Angels (ASL)		.318	6	22	4	7	4	0	0	4	0	0	0	4	1	8	0	0	0	.500	.423	0
	Provo	.207	33	87	20	18	8	1	2	10	0	1	1	33	2	42	0	0	2	.391	.426	7
2003—Provo		.261	55	184	31	48	18	1	10	38	0	1	4	24	0	70	2	0	2	.533	.357	8

Nick Kimpton

OF

AGE: 20	BORN: Oct. 27, 1983 in Adelaide, SO, AUS	RESIDES: Canberra, ACT, AUS	HT.: 6-1	WT.: 180																		
BATS & THROWS: Left		ACQUIRED: Signed as free agent, Jan. 21, 2001																				
HIGH SCHOOL: Dickson College (ACT, AUS)		COLLEGE: —																				
FULL NAME: Nicholas Andrew Kimpton		SIGNED BY: Grant Weir (Angels)																				
Year	Club	AVG	G	AB	R	H	2B	3B	HR	RBI	SH	SF	HBP	BB	IBB	SO	SB	CS	GDP	SLG	OBP	E
2001—Angels (ASL)		.269	49	186	30	50	4	2	0	23	0	1	4	21	0	39	9	5	3	.312	.354	4
2002—Cedar Rapids		.262	93	302	51	79	12	4	0	26	6	1	4	42	0	61	20	12	2	.328	.358	2
2003—R. Cucamonga		.228	109	342	27	78	8	2	1	18	9	1	3	29	0	63	20	7	6	.272	.293	5

Casey Kotchman

INF

For information, see 2004 Non-Roster Players section.

Sammy Leon

RHP

AGE: 18	BORN: May 19, 1985 in Higueral, DR	RESIDES: Higueral, La Romana, DR	HT.: 6-0	WT.: 160
BATS & THROWS: Right		ACQUIRED: Signed as free agent, March 21, 2003		
HIGH SCHOOL: Liceo Leoncio Merced (DR)		COLLEGE: —		
FULL NAME: Sammy Alberto Leon		SIGNED BY: Leo Perez (Angels)		

Patrice Lepage

C

AGE: 19	BORN: July 10, 1984 in St. Catherine, QUE, CAN	RESIDES: St. Catherine, QUE, CAN	HT.: 6-1	WT.: 200																		
BATS: Left	THROWS: Right	ACQUIRED: Selected in 10th round of 2003 free agent draft																				
HIGH SCHOOL: Edouard-Montpetit Coll. (CAN)		COLLEGE: —																				
FULL NAME: Patrice Lepage		SIGNED BY: Alex Messier (Angels)																				
Year	Club	AVG	G	AB	R	H	2B	3B	HR	RBI	SH	SF	HBP	BB	IBB	SO	SB	CS	GDP	SLG	OBP	E
2003—Angels (ASL)		.213	32	89	18	19	5	2	0	8	0	1	1	14	0	31	1	2	2	.315	.324	10

Ross Lewis

RHP

AGE: 20	BORN: Aug. 17, 1983 in Jacksonville, FL	RESIDES: Jacksonville, FL	HT.: 6-8	WT.: 201																		
BATS & THROWS: Right		ACQUIRED: Selected in 31st round of 2002 free agent draft																				
HIGH SCHOOL: University Christian HS (Jacksonville, FL)		COLLEGE: Central Florida Comm. College (Ocala, FL)																				
FULL NAME: Ross Thomas Lewis		SIGNED BY: Tom Kotchman (Angels)																				
Year	Club	W-L	ERA	G	GS	CG	GF	SHO	SV	IP	H	R	ER	HR	HB	BB	IBB	SO	WP	BK	BA	
2003—Angels (ASL)			0-0	1.08	6	0	0	3	0	2	8.1	2	2	1	0	0	6	0	14	1	0	.080
	Cedar Rapids		1-1	3.55	10	0	0	3	0	1	12.2	12	5	5	0	0	5	0	14	3	0	.240

Matt Lincoln

LHP

AGE: 20	BORN: Oct. 11, 1983 in Tustin, CA	RESIDES: Windsor, CA	HT.: 6-1	WT.: 215																		
BATS: Right	THROWS: Left	ACQUIRED: Selected in 8th round of 2003 free agent draft																				
HIGH SCHOOL: Piner HS (Santa Rosa, CA)		COLLEGE: Santa Ana Comm. College (CA)																				
FULL NAME: Matt Richard Lincoln		SIGNED BY: Fred Peterson (Cubs)																				
Year	Club	W-L	ERA	G	GS	CG	GF	SHO	SV	IP	H	R	ER	HR	HB	BB	IBB	SO	WP	BK	BA	
2003—Angels (ASL)			0-0	1.08	6	0	0	3	0	2	8.1	2	2	1	0	0	6	0	14	1	0	.080
	Cedar Rapids		1-1	3.55	10	0	0	3	0	1	12.2	12	5	5	0	0	5	0	14	3	0	.240

Baltazar Lopez

INF

AGE: 20	BORN: Nov. 22, 1983 in Caborca, Sonora, MEX	RESIDES: Caborca, Sonora, MEX	HT.: 6-1	WT.: 185																		
BATS & THROWS: Left		ACQUIRED: Signed as free agent, Jan. 27, 2003																				
HIGH SCHOOL: —		COLLEGE: —																				
FULL NAME: Baltazar Lopez Acedo		SIGNED BY: Clay Daniel (Angels)																				
Year	Club	AVG	G	AB	R	H	2B	3B	HR	RBI	SH	SF	HBP	BB	IBB	SO	SB	CS	GDP	SLG	OBP	E
2002—Monterrey (MXL)		.417	4	12	0	5	0	0	0	2	0	0	0	0	0	2	0	0	0	.417	.417	0
2003—Angels (ASL)		.301	44	173	26	52	12	3	2	23	0	0	0	16	1	46	3	0	3	.439	.360	4



Organizational Players

Ozzie Lugo

RHP

AGE: 23 **BORN:** Dec. 22, 1980 in Miami, FL **RESIDES:** Miami, FL **HT.:** 6-0 **WT.:** 220
BATS & THROWS: Right **ACQUIRED:** Selected in 13th round of 2002 free agent draft
HIGH SCHOOL: Coral Gables HS (FL) **COLLEGE:** Florida International Univ. (FL)
FULL NAME: Osvaldo Lugo Arias **SIGNED BY:** Mike Silvestri (Angels)

Year	Club	W-L	ERA	G	GS	CG	GF	SHO	SV	IP	H	R	ER	HR	HB	BB	IBB	SO	WP	BK	BA
2002	—Provo	0-2	4.28	17	0	0	4	0	0	27.1	41	23	13	2	0	13	2	23	2	0	.360
2003	—Cedar Rapids	1-2	2.63	52	0	0	30	0	10	65	40	20	19	4	6	29	0	79	9	1	.175

Warner Madrigal

OF

AGE: 20 **BORN:** March 21, 1984 in San Pedro de Macoris, DR **RESIDES:** San Pedro de Macoris, DR **HT.:** 6-0 **WT.:** 200
BATS & THROWS: Right **ACQUIRED:** Signed as free agent, July 21, 2001
HIGH SCHOOL: Evangelina Rodriguez (DR) **COLLEGE:** —
FULL NAME: Warner Antonio Madrigal **SIGNED BY:** Leo Perez (Angels)

Year	Club	AVG	G	AB	R	H	2B	3B	HR	RBI	SH	SF	HBP	BB	IBB	SO	SB	CS	GDP	SLG	OBP	E
2001	—Angels (DSL)	.181	22	72	5	13	5	0	0	8	0	0	3	0	0	30	0	0	0	.250	.213	0
2002	—Angels (DSL)	.229	42	140	22	32	5	3	4	23	0	0	7	10	0	42	5	4	2	.393	.312	5
2003	—Provo	.369	70	H279	H75	H103	H28	2	9	51	0	4	2	12	0	58	2	0	10	H.581	.394	6

Caleb Maher

OF

AGE: 21 **BORN:** March 22, 1983 in Ceres, CA **RESIDES:** Ceres, CA **HT.:** 6-2 **WT.:** 200
BATS & THROWS: Right **ACQUIRED:** Selected in 9th round of 2002 free agent draft
HIGH SCHOOL: Ceres HS (CA) **COLLEGE:** —
FULL NAME: Caleb Christopher Maher **SIGNED BY:** Tom Davis/Todd Blyleven (Angels)

Year	Club	AVG	G	AB	R	H	2B	3B	HR	RBI	SH	SF	HBP	BB	IBB	SO	SB	CS	GDP	SLG	OBP	E
2002	—Angels (ASL)	.299	48	194	22	58	11	2	2	31	0	1	3	9	0	51	0	3	4	.407	.338	3
	R. Cucamonga	.444	3	9	0	4	1	0	0	0	0	0	0	2	0	2	0	0	0	.556	.545	0
2003	—Cedar Rapids	.233	92	335	36	78	13	3	7	46	0	4	6	16	0	71	2	1	6	.352	.277	6

Kelvin Marin

RHP

AGE: 18 **BORN:** Jan. 20, 1986 in San Tome, ANZO, VZ **RESIDES:** El Tigre, ANZO, VZ **HT.:** 6-0 **WT.:** 170
BATS & THROWS: Right **ACQUIRED:** Signed as free agent, April 23, 2003
HIGH SCHOOL: U.E. Fermin Toro (VZ) **COLLEGE:** —
FULL NAME: Kelvin Rafael Marin Mata **SIGNED BY:** Carlos Porte (Angels)

Year	Club	W-L	ERA	G	GS	CG	GF	SHO	SV	IP	H	R	ER	HR	HB	BB	IBB	SO	WP	BK	BA
2003	—Angels (DSL)	0-1	6.75	7	0	0	1	0	0	10.2	11	8	8	1	3	9	0	8	4	1	.275

Fernando Marte

C

AGE: 19 **BORN:** June 11, 1985 in Santo Domingo, DR **RESIDES:** Santo Domingo, DR **HT.:** 6-0 **WT.:** 185
BATS & THROWS: Right **ACQUIRED:** Signed as free agent, Nov. 13, 2003
HIGH SCHOOL: Colegio Evangelico Dominicano (DR) **COLLEGE:** —
FULL NAME: Fernando Jose Marte Marmolejos **SIGNED BY:** Leo Perez (Angels)

Brett Martinez

C

AGE: 20 **BORN:** Oct. 14, 1983 in Redlands, CA **RESIDES:** Redlands, CA **HT.:** 6-0 **WT.:** 174
BATS & THROWS: Right **ACQUIRED:** Selected in 24th round of 2002 free agent draft
HIGH SCHOOL: Redlands East Valley HS (CA) **COLLEGE:** Riverside Comm. College (CA)
FULL NAME: Brett Jarrett Martinez **SIGNED BY:** Abe Flores (Angels)

Year	Club	AVG	G	AB	R	H	2B	3B	HR	RBI	SH	SF	HBP	BB	IBB	SO	SB	CS	GDP	SLG	OBP	E
2003	—Angels (ASL)	.250	46	148	16	37	1	3	0	15	1	1	1	19	0	22	9	5	7	.297	.337	14

Jake Mathis

INF

AGE: 24 **BORN:** Jan. 24, 1980 in Marianna, FL **RESIDES:** Marianna, FL **HT.:** 6-3 **WT.:** 205
BATS & THROWS: Left **THROWS:** Right **ACQUIRED:** Selected in 28th round of 2002 free agent draft
HIGH SCHOOL: Marianna HS (FL) **COLLEGE:** Univ. of Alabama (Huntsville, AL)
FULL NAME: Jacob Dalton Mathis **SIGNED BY:** Jeff Crane (Angels)

Year	Club	AVG	G	AB	R	H	2B	3B	HR	RBI	SH	SF	HBP	BB	IBB	SO	SB	CS	GDP	SLG	OBP	E
2002	—Provo	.262	41	145	23	38	8	4	4	28	0	0	1	14	1	45	0	2	3	.455	.331	3
	R. Cucamonga	.222	5	18	3	4	1	0	0	2	0	0	0	1	0	8	0	0	0	.278	.263	2
2003	—Cedar Rapids	.229	104	354	32	81	9	1	4	40	3	1	3	25	0	104	5	5	4	.294	.285	15

Jeff Mathis

C

For information, see 2004 Non-Roster Players section.

Dallas McPherson

INF

For information, see 2004 40-Man Roster Players section.

Organizational Players



Geraldo Melendez

INF

AGE: 19 BORN: June 7, 1984 in Juan Baron, DR RESIDES: Juan Baron, DR HT.: 6-0 WT.: 160
 BATS & THROWS: Right ACQUIRED: Signed as free agent, Feb. 6, 2003
 HIGH SCHOOL: Escuela Abel Uribe (DR) COLLEGE: —
 FULL NAME: Geraldo Melendez SIGNED BY: Leo Perez (Angels)

Year	Club	AVG	G	AB	R	H	2B	3B	HR	RBI	SH	SF	HBP	BB	IBB	SO	SB	CS	GDP	SLG	OBP	E
2001—Angels (DSL)		.173	29	81	7	14	3	0	0	7	1	0	2	16	0	33	3	4	0	.210	.323	3

Ransel Melgarejo

OF

AGE: 22 BORN: Aug. 28, 1981 in Havana, CUBA RESIDES: Miami, FL HT.: 6-1 WT.: 185
 BATS & THROWS: Right ACQUIRED: Selected in 25th round of 2000 free agent draft
 HIGH SCHOOL: Miami Senior HS (FL) COLLEGE: —
 FULL NAME: Ransel Arango Melgarejo (MELL-guh-RAY-ho) SIGNED BY: Todd Claus (Angels)

Year	Club	AVG	G	AB	R	H	2B	3B	HR	RBI	SH	SF	HBP	BB	IBB	SO	SB	CS	GDP	SLG	OBP	E
2001—Angels (ASL)		.283	45	138	25	39	7	2	1	20	2	1	6	19	0	19	12	5	3	.384	.390	3
2002—Cedar Rapids		.237	118	427	63	101	14	5	2	37	8	6	12	53	1	71	19	12	6	.307	.333	6
	R. Cucamonga	.200	4	15	0	3	0	0	0	3	0	1	0	0	0	0	0	0	1	.200	.235	0
2003—Cedar Rapids		.262	85	290	43	76	11	1	3	28	3	2	4	28	0	40	9	5	7	.338	.333	1
	R. Cucamonga	.261	29	111	15	29	3	1	1	10	2	1	1	11	0	14	4	2	1	.333	.331	1

Omar Melo

C

AGE: 19 BORN: July 29, 1984 in La Romana, DR RESIDES: Higuey, DR HT.: 6-0 WT.: 180
 BATS & THROWS: Right ACQUIRED: Signed as free agent, Feb. 6, 2003
 HIGH SCHOOL: Colegio Biblico Cristiano (DR) COLLEGE: —
 FULL NAME: Omar M. Melo Peralta SIGNED BY: Leo Perez (Angels)

Year	Club	AVG	G	AB	R	H	2B	3B	HR	RBI	SH	SF	HBP	BB	IBB	SO	SB	CS	GDP	SLG	OBP	E
2003—Angels (DSL)		.262	21	65	6	17	0	0	0	5	1	1	1	5	0	16	2	1	4	.262	.319	3

Jason Middlebrook

RHP

For information, see 2004 Non-Roster Players section.

Tyrone Mingle

OF

AGE: 22 BORN: April 17, 1981 in Augusta, GA RESIDES: Sylvania, GA HT.: 6-0 WT.: 180
 BATS & THROWS: Right ACQUIRED: Signed as free agent, Jan. 21, 2004
 HIGH SCHOOL: Screven County HS (Sylvania, GA) COLLEGE: Abraham Baldwin College (Tifton, GA)
 FULL NAME: Tyrone Antwon Mingle SIGNED BY: Chris McAlpin (Angels)

Emilio Mirabel

C

AGE: 19 BORN: Dec. 6, 1984 in Caracas, VZ RESIDES: Lecherias, VZ HT.: 6-0 WT.: 180
 BATS & THROWS: Right ACQUIRED: Signed as free agent, April 23, 2003
 HIGH SCHOOL: U.E. Nuestra Sra. de Lourdes (VZ) COLLEGE: —
 FULL NAME: Emilio Alfonso Mirabel Cornett SIGNED BY: Carlos Porte (Angels)

Year	Club	AVG	G	AB	R	H	2B	3B	HR	RBI	SH	SF	HBP	BB	IBB	SO	SB	CS	GDP	SLG	OBP	E
2003—Angels (DSL)		.149	19	47	2	7	1	0	0	3	1	0	0	6	0	11	0	0	0	.170	.245	0

Carlos Morban

RHP

AGE: 21 BORN: Jan. 29, 1983 in San Cristobal, DR RESIDES: Boca de Nigua, DR HT.: 6-6 WT.: 185
 BATS & THROWS: Right ACQUIRED: Signed as free agent, Oct. 12, 2000
 HIGH SCHOOL: Boca Benigua (DR) COLLEGE: —
 FULL NAME: Carlos Manuel Guzman Morban (MORE-bawn) SIGNED BY: Clay Daniel (Angels)

Year	Club	W-L	ERA	G	GS	CG	GF	SHO	SV	IP	H	R	ER	HR	HB	BB	IBB	SO	WP	BK	BA	RA
2001—Angels (ASL)		0-1	13.14	11	1	0	5	0	0	12.1	17	22	18	0	1	12	0	10	8	1	315	
2002—Angels (ASL)		2-0	5.19	17	0	0	4	0	1	26	26	19	15	0	2	15	2	35	7	0	257	
2003—Cedar Rapids		0-0	5.59	9	0	0	3	0	0	9.2	14	6	6	1	0	6	0	13	6	0	341	
	Provo	2-1	3.18	21	0	0	15	0	4	22.2	20	8	8	1	1	8	0	26	5	0	238	

Abel Moreno

RHP

AGE: 20 BORN: June 15, 1983 in Santo Domingo, DR RESIDES: Santo Domingo, DR HT.: 6-2 WT.: 185
 BATS & THROWS: Right ACQUIRED: Signed as free agent, Oct. 24, 2000
 HIGH SCHOOL: La Virgen (DR) COLLEGE: —
 FULL NAME: Abel Moreno SIGNED BY: Clay Daniel (Angels)

Year	Club	W-L	ERA	G	GS	CG	GF	SHO	SV	IP	H	R	ER	HR	HB	BB	IBB	SO	WP	BK	BA	RA
2001—Angels (DSL)		8-3	2.61	13	13	1	0	0	0	89.2	87	46	26	2	1	17	0	53	6	0	251	
2002—Angels (ASL)		2-3	3.00	13	7	0	2	0	0	45	44	27	15	0	3	10	2	47	1	1	257	
2003—Provo		H10-0	2.38	13	10	0	0	0	0	68	58	23	18	3	0	10	0	79	6	1	223	
	Cedar Rapids	1-1	1.62	3	3	0	0	0	0	16.2	13	3	3	0	3	3	0	15	0	0	228	



Organizational Players

Lennyn Morillo

RHP

AGE: 20 BORN: July 19, 1983 in Santo Domingo, DR

RESIDES: Santo Domingo, DR

HT.: 6-3 WT.: 166

BATS & THROWS: Right

ACQUIRED: Signed as free agent, Dec. 17, 2002

HIGH SCHOOL: Isabelita Publica (DR)

COLLEGE: —

FULL NAME: Lennyn Morillo Corporan

SIGNED BY: Leo Perez (Angels)

Year	Club	W-L	ERA	G	GS	CG	GF	SHO	SV	IP	H	R	ER	HR	HB	BB	IBB	SO	WP	BK	BA
2003	—Angels (DSL)	0-0	15.00	10	0	0	8	0	0	9	8	16	15	0	4	13	0	8	5	0	20

Dan Mozingo

LHP

AGE: 23 BORN: June 3, 1980 in Ashtabula, OR

RESIDES: Sorrento, FL

HT.: 6-2 WT.: 210

BATS & THROWS: Left

ACQUIRED: From Chicago White Sox with LHP Jim Sweeney for

OF Scott Bikowski and INF Josh Shaffer, Dec. 19, 2001

HIGH SCHOOL: Ashtabula Harbor HS (OR)

COLLEGE: —

FULL NAME: Daniel Ross Mozingo

SIGNED BY: Larry Grefer (White Sox)

Year	Club	W-L	ERA	G	GS	CG	GF	SHO	SV	IP	H	R	ER	HR	HB	BB	IBB	SO	WP	BK	BA
1999	—Bristol	4-7	6.04	13	13	1H	0	1H	0	67	79	59	45	3	7	32	0	68	14	1	279
2000	—Burlington	0-0	19.16	10	0	0	3	0	0	10.1	17	24	22	2	6	16	0	9	0	0	370
	Bristol	0-0	3.00	9	0	0	6	0	1	15	13	5	5	1	0	6	0	16	4	0	236
2001	—Kannapolis	8-4	2.39	37	9	1	5	0	1	94	59	30	25	6	4	43	1	114	8	0	183
	Winston-Salem	0-3	11.91	3	3	0	0	0	0	11.1	21	19	15	3	2	6	0	17	2	0	382
2002	—Cedar Rapids	3-2	4.24	22	3	0	7	0	1	46.2	44	28	22	6	2	22	0	41	3	0	246
	R. Cucamonga	2-3	5.18	9	7	0	0	0	0	41.2	52	33	24	2	3	21	0	28	5	0	308
2003	—R. Cucamonga	6-7	6.04	20	16	1	2	0	0	92.1	110	72	62	18	3	39	1	55	9	0	301

Selected by Chicago White Sox in 3rd round of 1998 draft; Signed Aug. 10, 1998.

Tommy Murphy

INF

For information, see 2004 Non-Roster Players section.

Michael Napoli

C

AGE: 22 BORN: Oct. 31, 1981 in Hollywood, FL

RESIDES: Cooper City, FL

HT.: 6-0 WT.: 205

BATS & THROWS: Right

ACQUIRED: Selected in 17th round of 2000 free agent draft

HIGH SCHOOL: Charles Flanagan HS (Pembroke Pines, FL)

COLLEGE: —

FULL NAME: Michael Anthony Napoli

SIGNED BY: Todd Claus (Angels)

Year	Club	AVG	G	AB	R	H	2B	3B	HR	RBI	SH	SF	HBP	BB	IBB	SO	SB	CS	GDP	SLG	OBP	E
2000	—Butte	.231	10	26	3	6	2	0	0	3	1	1	0	8	1	8	1	0	2	308	400	3
2001	—R. Cucamonga	.200	7	20	3	4	0	0	1	4	0	0	0	8	0	11	0	0	0	350	429	1
	Cedar Rapids	.232	43	155	23	36	10	1	5	18	1	1	2	24	0	54	3	2	1	406	341	1
2002	—Cedar Rapids	.251	106	362	57	91	19	1	10	50	0	6	4	62	1	104	6	5	9	392	362	7
2003	—R. Cucamonga	.267	47	165	28	44	10	1	4	26	0	3	4	23	1	32	5	0	3	412	364	2

Mike Nickoli

RHP

AGE: 24 BORN: March 6, 1980 in Monterey, CA

RESIDES: Hoover, AL

HT.: 6-5 WT.: 200

BATS & THROWS: Right

ACQUIRED: Selected in 4th round of 2001 free agent draft

HIGH SCHOOL: Hoover HS (AL)

COLLEGE: Birmingham Southern Coll. (AL)

FULL NAME: Michael Jason Nickoli (NICK-oh-Lye)

SIGNED BY: Jeff Crane (Angels)

Year	Club	W-L	ERA	G	GS	CG	GF	SHO	SV	IP	H	R	ER	HR	HB	BB	IBB	SO	WP	BK	BA	
2001	—Angels (ASL)	0-0	0.00	1	0	0	1	0	0	1	1	0	0	0	0	0	0	0	0	0	0	250
2002	—Cedar Rapids	0-1	5.19	2	2	0	0	0	0	8.2	10	5	5	0	3	3	0	6	1	0	286	
	Arkansas	3-10	6.12	17	17	0	0	0	0	82.1	116	64	56	9	8	45	1	32	8	1	347	
2003	—Arkansas	1-2	7.56	4	4	0	0	0	0	16.2	23	19	14	1	2	10	0	11	1	0	315	
	R. Cucamonga	1-0	3.32	4	3	0	0	0	0	19	19	8	7	2	1	5	0	8	1	0	268	

Wil Nieves

C

For information, see 2004 40-Man Roster Players section.

Felix Nunez

OF

AGE: 21 BORN: Oct. 9, 1982 in El Tigre, Anzoategui, VZ

RESIDES: El Tigre, Anzoategui, VZ

HT.: 6-1 WT.: 180

BATS & THROWS: Right

ACQUIRED: Signed as free agent, Nov. 16, 2000

HIGH SCHOOL: Licio Manuel Landaeta (VZ)

COLLEGE: —

FULL NAME: Felix German Martinez Nunez

SIGNED BY: Carlos Portie/Amador Arias (Angels)

Year	Club	AVG	G	AB	R	H	2B	3B	HR	RBI	SH	SF	HBP	BB	IBB	SO	SB	CS	GDP	SLG	OBP	E
2001	—Angels (DSL)	.268	43	153	22	41	7	3	0	23	0	1	9	23	0	28	9	6	2	353	392	3
2002	—R. Cucamonga	.143	5	14	3	2	0	0	0	0	0	0	0	4	0	5	0	0	1	143	333	0
	Angels (ASL)	.133	4	15	2	2	0	0	0	2	1	0	0	1	0	6	1	0	0	133	188	0
	Provo	.348	15	46	11	16	4	1	1	13	1	1	0	7	0	8	4	0	0	543	426	1
2003	—Angels (ASL)	.333	30	123	23	41	6	2	0	10	0	1	3	9	0	15	8	6	1	415	390	0

Organizational Players



Mike O'Keefe

OF

AGE: 25 BORN: June 28, 1978 in New Haven, CT RESIDES: Hamden, CT HT.: 5-10 WT.: 200
 BATS & THROWS: Left ACQUIRED: Selected in 12th round of 1999 free agent draft
 HIGH SCHOOL: Notre Dame HS (West Haven, CT) COLLEGE: Providence College (RI)
 FULL NAME: Michael David O'Keefe SIGNED BY: Todd Claus (Angels)

Year	Club	AVG	G	AB	R	H	2B	3B	HR	RBI	SH	SF	HBP	BB	IBB	SO	SB	CS	GDP	SLG	OBP	E
1999	—Boise	.326	72	264	52	86	13	1	9	70	0	5	6	54H	2	41	4	1	7	.485	.444	1
2000	—Cedar Rapids	.218	118	377	56	82	14	2	12	45	2	4	9	60	2	72	6	5	5	.361	.336	9
2001	—R. Cucamonga	.330	115	409	75	135	25	5	15	91	1	6	1	42	2	81	20	1	9	.526	.389	4
2002	—Arkansas	.280	132	468	72	131	34	7	21	78	0	3	4	62	4	73	10	3	9	.517	.367	8
2003	—Arkansas	.261	122	444	52	116	25	1	10	71	1	5	7	62	6	71	6	9	20	.390	.357	13

Kevin Ohme

LHP

AGE: 32 BORN: April 13, 1971 in West Palm Beach, FL RESIDES: Valrico, FL HT.: 6-1 WT.: 180
 BATS & THROWS: Left ACQUIRED: Signed as free agent, Feb. 6, 2004
 HIGH SCHOOL: John I. Leonard HS (Lake Worth, FL) COLLEGE: Univ. of North Florida (Jacksonville, FL)
 FULL NAME: Kevin Arthur Ohme SIGNED BY: Brad Weitzel (Twins)

Year	Club	W-L	ERA	G	GS	CG	GF	SHO	SV	IP	H	R	ER	HR	HB	BB	IBB	SO	WP	BK	BA
1993	—Fl. Wayne	3-2	2.53	15	4	0	6	0	0	46.1	38	19	13	1	1	15	1	45	5	1	.232
1994	—Fl. Wayne	0-1	2.57	2	2	0	0	0	0	7	7	2	2	0	1	0	0	8	0	0	.250
1995	—New Britain	3-4	3.46	35	11	0	7	0	0	101.1	89	51	39	5	3	45	1	52	7	0	.244
1996	—New Britain	5-6	4.33	51	0	0	22	0	3	81	83	49	39	7	6	33	5	42	5	2	.264
1997	—Salt Lake	2-5	5.62	56	0	0	34	0	11	73.2	70	49	46	6	6	34	4	45	4	1	.252
1998	—Salt Lake	4-3	5.01	51	0	0	23	0	6	82.2	90	48	46	5	6	31	3	47	3	1	.284
1999	—Salt Lake	5-3	3.83	51	3	0	15	0	2	82.1	94	44	35	8	8	31	2	48	4	1	.292
2000	—																				
2001	—																				
2002	—Memphis	4-3	4.52	56	5	0	19	0	2	87.2	103	44	44	10	7	21	1	56	2	0	.305
2003	—Memphis	5-5	4.32	49	0	0	13	0	1	66.7	77	34	32	8	2	21	4	32	4	1	.285
	—St. Louis	0-0	0.00	2	0	0	0	0	0	4.1	3	0	0	0	1	1	2	1	0	0	.200

Selected by Minnesota Twins in 9th round of 1993 free agent draft; Signed, June 4, 1993; Granted free agency, Oct. 15, 1999; Signed by St. Louis Cardinals, March 21, 2002; Granted free agency, Oct. 15, 2002; Re-signed by Cardinals, Dec. 18, 2002; Granted free agency, Oct. 15, 2003.

Anthony Ortega

RHP

AGE: 18 BORN: Aug. 24, 1985 in Ocumare del Tuy, VZ RESIDES: Charallave, Miranda, VZ HT.: 6-0 WT.: 170
 BATS & THROWS: Right ACQUIRED: Signed as free agent, Oct. 13, 2003
 HIGH SCHOOL: U.E. Francisco Tosta Garcia (VZ) COLLEGE: —
 FULL NAME: Anthony Yoel Ortega Martinez SIGNED BY: Carlos Porte (Angels)

Mark O'Sullivan

RHP

AGE: 25 BORN: Oct. 24, 1978 in Lawrence, MA RESIDES: Andover, MA HT.: 6-2 WT.: 200
 BATS & THROWS: Right ACQUIRED: Selected in 25th round of 2001 free agent draft
 HIGH SCHOOL: Andover HS (MA) COLLEGE: Rollins College (Winter Park, FL)
 FULL NAME: Mark Robert O'Sullivan SIGNED BY: Tom Kotchman (Angels)

Year	Club	W-L	ERA	G	GS	CG	GF	SHO	SV	IP	H	R	ER	HR	HB	BB	IBB	SO	WP	BK	BA
2001	—Provo	1-2	3.97	22	0	0	11	0	2	34	35	23	15	5	3	16	2	36	1	0	.263
2002	—Cedar Rapids	5-9	5.47	42	3	0	16	0	1	75.2	94	53	46	8	2	46	1	80	13	1	.308
2003	—R. Cucamonga	3-2	3.70	52	0	0	13	0	2	75.1	59	34	31	3	1	33	0	56	10	1	.211

Matt Pali

OF

AGE: 23 BORN: Dec. 10, 1980 in Houston, TX RESIDES: Houston, TX HT.: 6-1 WT.: 215
 BATS & THROWS: Left ACQUIRED: Selected in 17th round of 2003 free agent draft
 HIGH SCHOOL: Westfield HS (Houston, TX) COLLEGE: Florida Atlantic Univ. (Boca Raton, FL)
 FULL NAME: Matthew William Pali SIGNED BY: Mike Silvestri (Angels)

Year	Club	AVG	G	AB	R	H	2B	3B	HR	RBI	SH	SF	HBP	BB	IBB	SO	SB	CS	GDP	SLG	OBP	E
2003	—Provo	.327	64	223	47	73	15	3	8	43	0	2	6	32	0	44	2	1	3	.529	.422	5

Josh Paul

C

For information, see 2004 Non-Roster Players section.

Yancarlos Paulino

INF

AGE: 17 BORN: April 14, 1987 in Nizao, Bani, DR RESIDES: Nizao, Bani, DR HT.: 6-0 WT.: 150
 BATS: Switch THROWS: Right ACQUIRED: Signed as free agent, Dec. 22, 2003
 HIGH SCHOOL: Las Mercedes School (DR) COLLEGE: —
 FULL NAME: Yancarlos Paulino SIGNED BY: Leo Perez (Angels)



Organizational Players

Adam Pavkovich

INF**AGE:** 22 **BORN:** Dec. 31, 1981 in Sarasota, FL**RESIDES:** Venice, FL**HT.:** 6-2 **WT.:** 185**BATS & THROWS:** Right**ACQUIRED:** Selected in 11th round of 2003 free agent draft**HIGH SCHOOL:** Venice HS (FL)**COLLEGE:** Univ. of Alabama (Tuscaloosa, AL)**FULL NAME:** Adam William Pavkovich**SIGNED BY:** Jeff Crane (Angels)

Year	Club	AVG	G	AB	R	H	2B	3B	HR	RBI	SH	SF	HBP	BB	IBB	SO	SB	CS	GDP	SLG	OBP	E
2003—Provo		.283	27	106	17	30	6	0	1	11	0	2	4	14	0	21	2	1	2	.368	.381	11
	Cedar Rapids	.320	35	125	20	40	6	0	1	18	3	4	2	13	0	19	1	1	2	.392	.382	9
	Salt Lake	.200	1	5	0	1	0	0	0	0	0	0	0	0	0	0	0	0	0	.200	.200	0

Kyle Pawelczyk

LHP**AGE:** 22 **BORN:** Nov. 18, 1981 in Morehead, KY**RESIDES:** Elkins, WV**HT.:** 6-5 **WT.:** 185**BATS & THROWS:** Left**ACQUIRED:** Selected in 3rd round of 2002 free agent draft**HIGH SCHOOL:** Elkins HS (WV)**COLLEGE:** Chipola Junior College (Marianna, FL)**FULL NAME:** Kyle Timothy Pawelczyk (puli-WALL-check)**SIGNED BY:** Tom Kotchman (Angels)

Year	Club	W-L	ERA	G	GS	CG	GF	SHO	SV	IP	H	R	ER	HR	HB	BB	IBB	SO	WP	BK	BA
2002—Angels (ASL)		0-0	0.00	1	1	0	0	0	0	3	2	0	0	0	1	0	0	2	0	0	.200
	Cedar Rapids	1-2	4.62	7	6	0	0	0	0	25.1	20	13	1	1	27	0	28	7	0	.217	
2003—Angels (ASL)		0-2	6.49	7	5	0	0	0	0	26.1	32	25	19	1	2	19	0	24	4	1	.291
	Provo	3-2	4.03	5	4	0	0	0	0	22.1	19	13	10	1	3	8	0	20	3	0	.232

Aaron Peel

OF**AGE:** 21 **BORN:** Feb. 8, 1983 in Wellman, TX**RESIDES:** Seminole, TX**HT.:** 6-1 **WT.:** 190**BATS & THROWS:** Right**ACQUIRED:** Selected in 11th round of 2002 free agent draft**HIGH SCHOOL:** Seminole HS (TX)**COLLEGE:** —**FULL NAME:** Aaron Isaac Peel**SIGNED BY:** Kevin Ham (Angels)

Year	Club	AVG	G	AB	R	H	2B	3B	HR	RBI	SH	SF	HBP	BB	IBB	SO	SB	CS	GDP	SLG	OBP	E
2002—Angels (ASL)		.252	43	147	13	37	10	1	0	15	1	4	0	9	1	35	4	2	2	.333	.288	3
2003—Provo		.302	65	242	39	73	18	2	6	39	1	2	6	19	1	57	1	2	4	.467	.364	1

Alex Pelaez

INF**AGE:** 27 **BORN:** April 6, 1976 in San Diego, CA**RESIDES:** Chula Vista, CA**HT.:** 5-9 **WT.:** 200**BATS & THROWS:** Right**ACQUIRED:** Selected from San Diego in Rule V minor league draft, Dec. 15, 2003**HIGH SCHOOL:** Chula Vista HS (CA)**COLLEGE:** San Diego State Univ. (CA)**FULL NAME:** Alejandro Pelaez**SIGNED BY:** Tim McWilliam (Padres)

Year	Club	AVG	G	AB	R	H	2B	3B	HR	RBI	SH	SF	HBP	BB	IBB	SO	SB	CS	GDP	SLG	OBP	E
1998—Idaho Falls		.340	63	262	52	89	17	1	8	51	0	2	1	29	0	32	3	1	10	.504	.405	6
1999—R. Cucamonga		.298	117	443	62	132	21	4	4	54	1	2	1	35	3	53	7	3	24	.391	.349	9
	Las Vegas	.308	5	13	1	4	0	0	0	0	0	0	0	0	0	2	0	0	1	.308	.308	1
2000—R. Cucamonga		.281	62	235	29	66	20	0	2	28	0	4	0	23	0	27	2	2	11	.391	.340	8
	Las Vegas	.250	34	108	13	27	3	0	1	15	5	1	1	4	1	20	0	0	2	.306	.281	0
	Mobile	.267	28	90	8	24	3	0	2	11	0	1	0	10	0	15	0	0	5	.367	.337	4
2001—Mobile		.281	114	416	44	117	22	1	10	53	2	5	2	32	3	52	2	0	14	.411	.332	8
2002—Portland		.309	112	411	47	127	31	1	11	64	0	3	0	20	3	40	0	1	15	.470	.339	7
	San Diego	.250	3	8	0	2	0	0	0	0	0	0	0	0	0	0	0	0	2	.250	.250	0
2003—Portland		.288	76	292	36	84	16	0	7	49	0	4	0	12	1	31	0	0	9	.414	.312	6

Selected by San Diego Padres in 42nd round of 1998 free agent draft; Signed, June 5, 1998.

Henry Pena

RHP**AGE:** 18 **BORN:** May 23, 1985 in San Pedro de Macoris, DR**RESIDES:** Santo Domingo, DR**HT.:** 6-1 **WT.:** 170**BATS & THROWS:** Right**ACQUIRED:** Signed as free agent, Nov. 21, 2001**HIGH SCHOOL:** Josefa Reyes de Munoz (DR)**COLLEGE:** —**FULL NAME:** Henry Antonio Pena**SIGNED BY:** Leo Perez (Angels)

Year	Club	W-L	ERA	G	GS	CG	GF	SHO	SV	IP	H	R	ER	HR	HB	BB	IBB	SO	WP	BK	BA
2002—Angels (DSL)		2-0	3.29	10	1	0	6	0	1	27.1	25	15	10	1	1	8	0	25	1	0	.225
2003—Angels (DSL)		7-2	1.64	12	12	4	0	1	0	82.1	58	19	15	0	3	8	0	53	5	0	.202

Organizational Players



Joel Peralta

RHP

AGE: 28 BORN: March 23, 1976 in Bona, DR

RESIDES: Bona, DR

HT: 5-11 WT: 170

BATS & THROWS: Right

ACQUIRED: Signed as free agent, Feb. 25, 1999

HIGH SCHOOL: 4th Bachillerato (DR)

COLLEGE: Ventura Comm. College (CA)

FULL NAME: Joel Peralta Gutierrez

SIGNED BY: Luis Coronado (Athletics)

Year	Club	W-L	ERA	G	GS	CG	GF	SHO	SV	IP	H	R	ER	HR	HB	BB	IBB	SO	WP	BK	BA
1999	—Angels (DSL)	2-3	2.50	24	0	0	22	0	12	36	27	14	10	0	3	16	1	35	5	1	.201
2000	—Butte	2-1	6.63	10	1	0	8	0	1	19	24	15	14	2	2	10	1	17	2	1	.333
	—Boise	0-0	6.48	4	0	0	1	0	0	8.1	12	6	6	0	1	5	0	9	0	0	.353
2001	—Cedar Rapids	0-0	2.13	41	0	0	39	0	23	42.1	27	13	10	3	4	5	0	53	0	0	.175
	—Arkansas	0-1	6.30	9	0	0	9	0	2	10	15	10	7	2	2	5	0	14	0	1	.333
2002	—Arkansas	0-0	6.62	12	0	0	4	0	0	17.2	25	15	13	5	1	10	0	11	2	0	.338
	—Cedar Rapids	5-0	0.95	41	0	0	39	0	21	47.1	28	7	5	2	2	11	3	53	6	1	.164
2003	—Arkansas	5-4	2.24	47	0	0	43	0	20	52.1	39	13	3	5	12	2	48	3	0	0	.205
	—Salt Lake	0-0	0.00	1	0	0	0	0	0	0	0	0	0	0	0	1	0	0	0	0	—

Batting

Year	Club	AVG	G	AB	R	H	2B	3B	HR	RBI	SH	SF	HBP	BB	IBB	SO	CS	GDP	SLG	OBP	E	
1997	—Athletics (DSL)	.247	52	162	25	40	5	0	0	11	1	2	0	22	1	28	4	3	3	.278	.333	—

Signed as free agent by Oakland Athletics, July 4, 1996; Released, June 4, 1998.

Mike Perdomo

OF

AGE: 22 BORN: June 29, 1981 in Hialeah, FL

RESIDES: Miami, FL

HT: 6-2 WT: 185

BATS & THROWS: Right

ACQUIRED: Selected in 19th round of 2002 free agent draft

HIGH SCHOOL: Barbara Goleman HS (Miami, FL)

COLLEGE: Broward Comm. College (Davie, FL)

FULL NAME: Michael Perdomo

SIGNED BY: Mike Silvestri (Angels)

Year	Club	AVG	G	AB	R	H	2B	3B	HR	RBI	SH	SF	HBP	BB	IBB	SO	CS	GDP	SLG	OBP	E	
2002	—Provo	.270	56	204	33	55	16	3	4	39	0	2	3	55	0	71	4	1	2	.436	.381	6

Injured—Did Not Play

Delbis Perez

OF

AGE: 21 BORN: Dec. 12, 1982 in Oviedo, DR

RESIDES: Oviedo, DR

HT: 6-3 WT: 190

BATS & THROWS: Right

ACQUIRED: Signed as free agent, Dec. 6, 2002

HIGH SCHOOL: Primaria Rural Oviedo (DR)

COLLEGE: —

FULL NAME: Delbis Antonio Perez Garo

SIGNED BY: Leo Perez (Angels)

Year	Club	AVG	G	AB	R	H	2B	3B	HR	RBI	SH	SF	HBP	BB	IBB	SO	CS	GDP	SLG	OBP	E	
2003	—Angels (DSL)	.195	40	128	14	25	6	1	0	8	2	1	5	6	0	23	0	4	6	.258	.257	1

Julio Perez

OF

AGE: 18 BORN: Sept. 28, 1985 in Bani, DR

RESIDES: San Cristobal, DR

HT: 6-2 WT: 170

BATS & THROWS: Right

ACQUIRED: Signed as free agent, Sept. 24, 2002

HIGH SCHOOL: Escuela de Nigua (DR)

COLLEGE: —

FULL NAME: Julio Ernesto Perez

SIGNED BY: Leo Perez (Angels)

Year	Club	AVG	G	AB	R	H	2B	3B	HR	RBI	SH	SF	HBP	BB	IBB	SO	CS	GDP	SLG	OBP	E	
2003	—Angels (DSL)	.161	32	112	7	18	5	0	0	7	3	0	1	1	0	30	0	1	3	.205	.175	5

Omar Perez

RHP

AGE: 17 BORN: May 28, 1986 in San Cristobal, DR

RESIDES: Santo Domingo, DR

HT: 6-1 WT: 160

BATS & THROWS: Right

ACQUIRED: Signed as free agent, Feb. 6, 2003

HIGH SCHOOL: Victor Garrido School (DR)

COLLEGE: —

FULL NAME: Omar Antonio Perez

SIGNED BY: Leo Perez (Angels)

Year	Club	W-L	ERA	G	GS	CG	GF	SHO	SV	IP	H	R	ER	HR	HB	BB	IBB	SO	WP	BK	BA
2003	—Angels (DSL)	1-2	6.14	12	0	0	10	0	0	22	26	18	15	2	2	8	1	9	5	1	.299

Tim Petke

RHP

AGE: 23 BORN: April 17, 1980 in Portland, OR

RESIDES: Portland, OR

HT: 6-3 WT: 225

BATS & THROWS: Right

ACQUIRED: Signed as free agent, June 20, 2003

HIGH SCHOOL: Portland Lutheran (OR)

COLLEGE: Lewis-Clark State Coll. (Lewiston, ID)

FULL NAME: Timothy John Petke

SIGNED BY: Jack Uhey (Angels)

Year	Club	W-L	ERA	G	GS	CG	GF	SHO	SV	IP	H	R	ER	HR	HB	BB	IBB	SO	WP	BK	BA
2003	—Angels (ASL)	1-0	1.69	4	1	0	1	0	0	16	11	4	3	0	0	5	0	22	0	0	.200
	—R. Cucamonga	2-7	4.39	10	10	0	0	0	0	55.1	60	31	27	3	2	17	0	35	5	1	.294

Greg Porter

INF

AGE: 23 BORN: Aug. 15, 1980 in West Point, NY

RESIDES: Roanoke, TX

HT: 6-4 WT: 225

BATS: Left THROWS: Right

ACQUIRED: Selected in 45th round of 2001 free agent draft

HIGH SCHOOL: High HS (Keller, TX)

COLLEGE: Texas A&M (College Station, TX)

FULL NAME: Gregory Allen Porter

SIGNED BY: David Crowson (Angels)

Year	Club	AVG	G	AB	R	H	2B	3B	HR	RBI	SH	SF	HBP	BB	IBB	SO	CS	GDP	SLG	OBP	E	
2001	—Provo	.331	39	127	34	42	3	1	10	34	0	2	1	18	1	21	3	1	2	.606	.412	0
2002	—Cedar Rapids	.229	77	266	29	61	14	1	1	38	1	3	3	28	0	69	2	4	8	.301	.307	2
2003	—Cedar Rapids	.305	79	279	48	85	17	5	4	52	0	3	6	30	1	52	1	2	6	.444	.381	10



Organizational Players

Eudy Portes

INF

AGE: 18 BORN: Feb. 6, 1986 in San Cristobal, DR RESIDES: San Cristobal, DR HT.: 6-3 WT.: 150
 BATS & THROWS: Right ACQUIRED: Signed as free agent, April 14, 2003
 HIGH SCHOOL: Max Henriquez Urena (DR) COLLEGE: —
 FULL NAME: Eudy B. Portes Reynoso SIGNED BY: Leo Perez (Angels)

Micah Posey

LHP

AGE: 21 BORN: Oct. 18, 1982 in Tallahassee, FL RESIDES: Tallahassee, FL HT.: 6-4 WT.: 225
 BATS & THROWS: Left ACQUIRED: Selected in 15th round of 2001 free agent draft
 HIGH SCHOOL: No. Florida Christian HS (Tallahassee, FL) COLLEGE: Tallahassee Comm. College (FL)
 FULL NAME: Micah Benjamin Posey SIGNED BY: Tom Kotchman (Angels)
 Year Club W-L ERA G GS CG GF SHO SV IP H R ER HR HB BB IBB SO WP BK BA
 2002—Angels (ASL) Injured—Did Not Play
 2003—Cedar Rapids 8-6 3.34 20 20 0 0 0 0 110.1 100 48 41 5 9 51 2 68 2 0 242

Aaron Pullin

RHP

AGE: 23 BORN: Feb. 17, 1981 in Beeville, TX RESIDES: Midland, TX HT.: 6-3 WT.: 200
 BATS & THROWS: Right ACQUIRED: Signed as free agent, June 18, 2003
 HIGH SCHOOL: Midland HS (TX) COLLEGE: Univ. of Texas-Arlington (TX)
 FULL NAME: Aaron Michael Pullin SIGNED BY: Ron Marigny/Chad MacDonald (Angels)
 Year Club W-L ERA G GS CG GF SHO SV IP H R ER HR HB BB IBB SO WP BK BA
 2003—Provo 5-1 3.42 23 0 0 2 0 0 47.1 54 23 18 0 3 5 1 32 2 0 287

Robb Quinlan

INF

For information, see 2004 40-Man Roster Players section.

Eduard Ramirez

RHP

AGE: 19 BORN: Aug. 3, 1985 in Hatillo, DR RESIDES: Hatillo, DR HT.: 6-2 WT.: 165
 BATS & THROWS: Right ACQUIRED: Signed as free agent, May 21, 2003
 HIGH SCHOOL: Escuela Basica Hatillo (DR) COLLEGE: —
 FULL NAME: Eduard Ramirez SIGNED BY: Leo Perez (Angels)
 Year Club W-L ERA G GS CG GF SHO SV IP H R ER HR HB BB IBB SO WP BK BA
 2003—Angels (DSL) 0-1 19.29 3 0 0 0 0 0 2.1 6 5 5 0 0 2 0 1 0 0 500

Edward Ramirez

RHP

AGE: 23 BORN: March 28, 1981 in San Juan, DR RESIDES: San Juan, DR HT.: 6-3 WT.: 155
 BATS & THROWS: Right ACQUIRED: Signed as free agent, Feb. 6, 2001
 HIGH SCHOOL: Prof. Luis Guarionex Landestoy (DR) COLLEGE: —
 FULL NAME: Edward Emilio Ramirez Garcia SIGNED BY: Leo Perez (Angels)
 Year Club W-L ERA G GS CG GF SHO SV IP H R ER HR HB BB IBB SO WP BK BA
 2001—Angels (DSL) 7-7 2.98 33 14 2 — 0 5 114.2 100 48 38 4 6 31 — 90 16 — 235
 2002—Angels (ASL) 2-5 3.69 13 7 0 1 0 0 46.1 47 22 19 1 4 13 0 45 1 0 263
 Provo 1-0 9.31 2 1 0 0 0 0 9.2 14 10 10 0 3 4 0 4 2 0 368
 2003—R. Cucamonga 0-2 8.10 4 4 0 0 0 0 16.2 29 16 15 5 0 7 0 9 1 0 387
 Cedar Rapids 1-1 3.32 6 1 0 0 0 0 19 17 7 7 2 1 8 0 15 1 0 233

Ronnie Ray

RHP

AGE: 19 BORN: May 11, 1984 in St. Louis, MO RESIDES: Pacific, MO HT.: 6-3 WT.: 195
 BATS & THROWS: Right ACQUIRED: Selected in 14th round of 2002 free agent draft
 HIGH SCHOOL: Pacific HS (MO) COLLEGE: —
 FULL NAME: Ronald Allan Ray SIGNED BY: Dan Lynch (Angels)
 Year Club W-L ERA G GS CG GF SHO SV IP H R ER HR HB BB IBB SO WP BK BA
 2002—Angels (ASL) 4-4 4.91 16 7 0 3 0 0 58.2 59 34 32 2 4 22 1 65 4 0 258
 2003—Cedar Rapids 3-11 5.13 20 20 0 0 0 0 100 109 65 57 6 6 46 3 60 13 1 274

Jordan Renz

OF

AGE: 20 BORN: July 21, 1983 in Tulsa, OK RESIDES: Broken Arrow, OK HT.: 6-2 WT.: 200
 BATS: Switch THROWS: Right ACQUIRED: Selected in 4th round of 2002 free agent draft
 HIGH SCHOOL: Tulsa Union HS (OK) COLLEGE: —
 FULL NAME: Jordan Tyler Renz SIGNED BY: Kevin Ham (Angels)
 Year Club AVG G AB R H 2B 3B HR RBI SH SF HBP BB IBB SO SB CS GDP SLG OBP E
 2002—Angels (ASL) .214 42 145 16 31 5 1 0 10 0 0 7 20 2 51 1 1 5 262 337 4
 2003—Angels (ASL) .260 52 204 31 53 9 7 5 28 0 1 2 17 0 59 4 1 2 446 321 2
 Provo .250 5 20 2 5 1 0 1 5 0 0 0 2 0 8 0 0 0 450 318 1

Organizational Players



Ricardo Requena

RHP

AGE: 19	BORN: May 27, 1984 in Maracay, Aragua, VZ	RESIDES: Maracay, Aragua, VZ	HT.: 6-0	WT.: 185
BATS & THROWS: Right		ACQUIRED: Signed as free agent, Nov. 16, 2000	COLLEGE: —	
HIGH SCHOOL: Unidad Educativa Nacional Andres Bellos (VZ)		SIGNED BY: Carlos Porte/Amador Arias (Angels)		
FULL NAME: Ricardo Rafael Requena (ruh-CANE-yuh)				

Year	Club	W-L	ERA	G	GS	CG	GF	SHO	SV	IP	H	R	ER	HR	HB	BB	IBB	SO	WP	BK	BA
2001	—Angels (DSL)	3-1	1.55	16	0	0	8	0	2	29	22	8	5	0	3	9	1	37	4	0	.196
2002	—Angels (DSL)	5-5	1.92	13	12	2	0	0	0	75	53	25	16	3	4	17	1	91	0	0	.192
2003	—Provo	2-2	9.35	9	1	0	2	0	0	17.1	28	28	18	3	3	6	1	14	1	0	.337
	Angels (ASL)	0-2	5.85	4	4	0	0	0	0	20	25	15	13	2	2	6	1	16	3	0	.305

Ramon Reyes

RHP

AGE: 22	BORN: Oct. 22, 1981 in San Pedro de Macoris, DR	RESIDES: San Pedro de Macoris, DR	HT.: 5-11	WT.: 168
BATS & THROWS: Right		ACQUIRED: Signed as free agent, Nov. 21, 2001	COLLEGE: —	
HIGH SCHOOL: Antonio Paredes Cuevas (DR)		SIGNED BY: Leo Perez (Angels)		
FULL NAME: Edwin Ramon Reyes (formerly Juan Matos Mena)				

Year	Club	W-L	ERA	G	GS	CG	GF	SHO	SV	IP	H	R	ER	HR	HB	BB	IBB	SO	WP	BK	BA
2002	—Angels (ASL)	0-1	7.71	5	0	0	2	0	0	4.2	5	5	4	0	0	4	0	5	1	0	.238
2003	—Angels (ASL)	1-3	9.39	9	2	0	1	0	0	15.1	23	21	16	4	0	8	0	10	2	0	.329
	R. Cucamonga	0-0	22.50	1	0	0	1	0	0	2	5	5	5	1	0	5	0	2	3	0	.455
	Provo	0-1	7.88	6	0	0	6	0	1	8	12	7	7	0	0	6	0	8	3	0	.343
	Cedar Rapids	2-0	0.00	4	0	0	2	0	0	5.1	2	2	0	0	0	3	0	4	1	0	.105

Adam Riggs

INF

For information, see 2004 Non-Roster Players section.

Andy Rivas

C

AGE: 22	BORN: Aug. 10, 1981 in Santo Domingo, DR	RESIDES: Villa Mella, DR	HT.: 5-11	WT.: 185
BATS & THROWS: Right		ACQUIRED: Signed as free agent, Nov. 21, 2001	COLLEGE: —	
HIGH SCHOOL: Domingo Moreno Jimenez (DR)		SIGNED BY: Leo Perez (Angels)		
FULL NAME: Andy Perdomo Rivas (formerly Jean Carlos Soriano)				

Year	Club	AVG	G	AB	R	H	2B	3B	HR	RBI	SH	SF	HBP	BB	IBB	SO	SB	CS	GDP	SLG	OBP	E
2002	—Angels (DSL)	.191	32	68	6	13	0	0	0	1	1	0	1	4	0	16	1	0	1	.191	.237	4
2003	—Angels (DSL)	.194	50	165	19	32	5	0	1	13	3	2	4	13	1	28	5	5	2	.242	.266	8

Jonathan Rivas

INF

AGE: 24	BORN: March 14, 1980 in Barahona, DR	RESIDES: Santo Domingo, DR	HT.: 6-2	WT.: 160
BATS: Switch	THROWS: Right	ACQUIRED: Signed as free agent, Sept. 24, 2002	COLLEGE: —	
HIGH SCHOOL: Los Palmares School (DR)		SIGNED BY: Leo Perez (Angels)		
FULL NAME: Jonathan Rafael Rivas Ramirez				

Year	Club	AVG	G	AB	R	H	2B	3B	HR	RBI	SH	SF	HBP	BB	IBB	SO	SB	CS	GDP	SLG	OBP	E
2003	—Angels (DSL)	.267	13	45	5	12	5	0	0	5	0	0	2	0	0	11	0	0	2	.378	.298	0

Fernando Rodriguez

RHP

AGE: 19	BORN: June 18, 1984 in El Paso, TX	RESIDES: El Paso, TX	HT.: 6-3	WT.: 210
BATS & THROWS: Right		ACQUIRED: Selected in 18th round of 2003 free agent draft	COLLEGE: El Paso Comm. College (TX)	
HIGH SCHOOL: Franklin HS (El Paso, TX)		SIGNED BY: Kevin Ham (Angels)		
FULL NAME: Fernando Rodriguez Jr.				

Year	Club	W-L	ERA	G	GS	CG	GF	SHO	SV	IP	H	R	ER	HR	HB	BB	IBB	SO	WP	BK	BA
2003	—Angels (ASL)	0-2	6.48	15	0	0	5	0	0	25	29	24	18	2	2	14	1	27	1	1	.284
	Provo	0-0	1.50	4	0	0	3	0	1	6	9	4	1	1	0	1	0	9	1	0	.333

Javy Rodriguez

INF

AGE: 25	BORN: Jan. 16, 1979 in Miami, FL	RESIDES: Miami, FL	HT.: 5-11	WT.: 180
BATS & THROWS: Right		ACQUIRED: Selected in 5th round of 2002 free agent draft	COLLEGE: Univ. of Miami (FL)	
HIGH SCHOOL: Gulliver Prep (Miami, FL)		SIGNED BY: Mike Silvestri (Angels)		
FULL NAME: Javier Rodriguez				

Year	Club	AVG	G	AB	R	H	2B	3B	HR	RBI	SH	SF	HBP	BB	IBB	SO	SB	CS	GDP	SLG	OBP	E
2002	—R. Cucamonga	.254	59	213	23	54	6	4	1	22	4	5	1	15	0	44	19	11	8	.333	.299	14
2003	—R. Cucamonga	.262	32	122	17	32	5	1	2	6	1	0	0	5	0	21	6	4	1	.369	.291	9

Rafael Rodriguez

RHP

AGE: 19	BORN: Sept. 24, 1984 in Cotui, DR	RESIDES: Santo Domingo, DR	HT.: 6-1	WT.: 175
BATS & THROWS: Right		ACQUIRED: Signed as free agent, July 20, 2001	COLLEGE: —	
HIGH SCHOOL: Liceo Fray Ramon Paneone (DR)		SIGNED BY: Leo Perez (Angels)		
FULL NAME: Rafael Rodriguez Duran				

Year	Club	W-L	ERA	G	GS	CG	GF	SHO	SV	IP	H	R	ER	HR	HB	BB	IBB	SO	WP	BK	BA
2002	—Angels (ASL)	2-1	3.99	8	8	0	0	0	0	38.1	37	19	17	4	5	20	0	50	3	0	.255
	Provo	1-1	5.96	6	6	0	0	0	0	25.2	26	17	17	3	3	14	0	25	3	0	.268
2003	—Cedar Rapids	10-11	4.31	26	26	1	0	1	0	144	129	85	69	7	7	59	2	100	19	1	.236



Organizational Players

Sean Rodriguez

INF

AGE: 18 BORN: April 26, 1985 in Miami, FL RESIDES: Miami, FL HT.: 6-0 WT.: 180
 BATS & THROWS: Right ACQUIRED: Selected in 3rd round of 2003 free agent draft
 HIGH SCHOOL: G. Holmes Braddock HS (Miami, FL) COLLEGE: —
 FULL NAME: Sean John Rodriguez SIGNED BY: Mike Silvestri (Angels)

Year	Club	AVG	G	AB	R	H	2B	3B	HR	RBI	SH	SF	HBP	BB	IBB	SO	SB	CS	GDP	SLG	OBP	E
2003	—Angels (ASL)	.269	54	216	30	58	8	5	2	25	1	1	7	14	0	37	11	4	6	.380	.332	21

Chris Roque

RHP

AGE: 21 BORN: Oct. 13, 1982 in Newburgh, NY RESIDES: Miami, FL HT.: 6-3 WT.: 200
 BATS & THROWS: Right ACQUIRED: Selected in 33rd round of 2002 free agent draft
 HIGH SCHOOL: Monsignor Edward Pace HS (Miami, FL) COLLEGE: Broward Comm. College (FL)
 FULL NAME: Christopher Matthew Roque SIGNED BY: Mike Silvestri (Angels)

Year	Club	W-L	ERA	G	GS	CG	GF	SHO	SV	IP	H	R	ER	HR	HB	BB	IBB	SO	WP	BK	BA
2003	—Angels (ASL)	0-3	6.66	17	0	0	2	0	0	24.1	35	21	18	1	2	14	0	16	3	1	.340

Anderson Rosario

OF

AGE: 19 BORN: March 2, 1985 in Santo Domingo, DR RESIDES: Santo Domingo, DR HT.: 6-0 WT.: 170
 BATS & THROWS: Right ACQUIRED: Signed as free agent, July 2, 2003
 HIGH SCHOOL: Liceo Nocturno Almirante (DR) COLLEGE: —
 FULL NAME: Anderson Rosario Quinones SIGNED BY: Leo Perez (Angels)

Year	Club	AVG	G	AB	R	H	2B	3B	HR	RBI	SH	SF	HB	BB	IBB	SO	SB	CS	GDP	SLG	OBP	E
2003	—Angels (DSL)	.246	39	122	16	30	6	1	0	10	4	1	4	13	1	33	4	2	2	.311	.336	2

Misael Rosario

OF

AGE: 20 BORN: July 15, 1983 in Santo Domingo, DR RESIDES: San Cristobal, DR HT.: 6-0 WT.: 185
 BATS & THROWS: Right ACQUIRED: Signed as free agent, Feb. 6, 2001
 HIGH SCHOOL: Instituto Politecnico Loyola S.C. (DR) COLLEGE: —
 FULL NAME: Jesus Misael Rosario Lara SIGNED BY: Leo Perez (Angels)

Year	Club	AVG	G	AB	R	H	2B	3B	HR	RBI	SH	SF	HB	BB	IBB	SO	SB	CS	GDP	SLG	OBP	E
2001	—Angels (DSL)	.121	33	99	11	12	2	1	0	14	0	1	6	17	0	46	9	0	1	.162	.285	2
2002	—Angels (DSL)	.232	46	138	18	32	6	0	2	10	1	1	6	10	0	35	12	4	4	.319	.310	4

Jonathon Rouwenhorst

LHP

AGE: 24 BORN: Sept. 25, 1979 in Bellflower, CA RESIDES: Anaheim, CA HT.: 6-1 WT.: 180
 BATS & THROWS: Left ACQUIRED: Signed as free agent, July 10, 2001
 HIGH SCHOOL: Brethren Christian HS (Huntington Beach, CA) COLLEGE: Biola College (La Mirada, CA)
 FULL NAME: Jonathon Albert Rouwenhorst SIGNED BY: Tim Corcoran (Angels)

Year	Club	W-L	ERA	G	GS	CG	GF	SHO	SV	IP	H	R	ER	HR	HB	BB	IBB	SO	WP	BK	BA
2001	—Angels (ASL)	1-0	0.00	7	0	0	2	0	0	8.2	2	1	0	0	1	5	1	14	0	0	.069
2002	—Cedar Rapids	4-2	1.26	44	3	0	8	0	1	85.2	54	15	12	1	3	29	2	78	5	0	.182
2003	—R. Cucamonga	1-5	1.73	52	0	0	34	0	20	62.1	58	27	12	0	3	14	1	52	4	0	.245

Ervin Santana

RHP

For information, see 2004 Non-Roster Players section.

Jose Santana

OF

AGE: 19 BORN: Jan. 18, 1985 in San Pedro de Macoris, DR RESIDES: San Pedro de Macoris, DR HT.: 6-1 WT.: 160
 BATS & THROWS: Left ACQUIRED: Signed as free agent, March, 28, 2003
 HIGH SCHOOL: Liceo Sol Ana Nolan (DR) COLLEGE: —
 FULL NAME: Jose Miguel Santana SIGNED BY: Clay Daniel/Leo Perez (Angels)

Year	Club	AVG	G	AB	R	H	2B	3B	HR	RBI	SH	SF	HB	BB	IBB	SO	SB	CS	GDP	SLG	OBP	E
2003	—Angels (DSL)	.197	25	61	16	12	4	0	0	4	2	0	0	9	0	15	2	0	0	.262	.300	2

Joe Saunders

LHP

AGE: 22 BORN: June 16, 1981 in Falls Church, VA RESIDES: Titusville, FL HT.: 6-3 WT.: 210
 BATS & THROWS: Left ACQUIRED: Selected in 1st round (12th pick) of 2002 free agent draft
 HIGH SCHOOL: West Springfield HS (VA) COLLEGE: Virginia Tech Univ. (Blacksburg, VA)
 FULL NAME: Joseph Francis Saunders III SIGNED BY: Chris McAlpin (Angels)

Year	Club	W-L	ERA	G	GS	CG	GF	SHO	SV	IP	H	R	ER	HR	HB	BB	IBB	SO	WP	BK	BA
2002	—Provo	2-1	3.62	8	8	0	0	0	0	32.1	40	19	13	1	1	11	0	21	3	0	.305
	Cedar Rapids	3-1	1.88	5	5	0	0	0	0	28.2	16	7	6	2	2	9	0	27	2	0	.168
2003	—R. Cucamonga	Injured	—	—	—	—	—	—	—	—	—	—	—	—	—	—	—	—	—	—	—
	—	Did Not Play	—	—	—	—	—	—	—	—	—	—	—	—	—	—	—	—	—	—	—

Organizational Players



Scott Schneider

RHP

AGE: 25 BORN: May 4, 1978 in Commerce, GA RESIDES: Virginia Beach, VA HT.: 6-4 WT.: 210
 BATS & THROWS: Right ACQUIRED: Selected in 12th round of 2000 free agent draft
 HIGH SCHOOL: First Colonial HS (Virginia Beach, VA) COLLEGE: Norfolk State Univ. (VA)
 FULL NAME: Scott Benjamin Schneider SIGNED BY: Jeff Crane (Angels)

Year	Club	W-L	ERA	G	GS	CG	GF	SHO	SV	IP	H	R	ER	HR	HB	BB	IBB	SO	WP	BK	BA	
2000	—Boise	5-2	2.61	26	0	0	9	0	5	51.2	44	25	15	2	4	28	2	44	8	0	.228	
2001	—R. Cucamonga	4-6	4.23	53	0	0	17	0	3	78.2	81	37	37	4	5	42	5	79	12	2	.265	
2002	—R. Cucamonga	Injured—Did Not Play																				
2003	—R. Cucamonga	3-2	5.19	17	0	0	10	0	3	26	27	17	15	0	2	18	0	21	2	0	.267	
	Arkansas	8-4	4.06	33	2	0	8	0	0	71	63	39	32	7	4	25	1	51	4	0	.228	

Kelly Shearer

LHP

AGE: 18 BORN: April 8, 1985 in Missouri City, TX RESIDES: Missouri City, TX HT.: 6-3 WT.: 200
 BATS & THROWS: Left ACQUIRED: Signed as free agent, Aug. 22, 2003
 HIGH SCHOOL: Elkins HS (Missouri City, TX) COLLEGE: —
 FULL NAME: Kelly Ryan Shearer SIGNED BY: Donny Rowland (Angels)

Steven Shell

RHP

AGE: 21 BORN: March 10, 1983 in Longview, TX RESIDES: El Reno, OK HT.: 6-5 WT.: 200
 BATS & THROWS: Right ACQUIRED: Selected in 3rd round of 2001 free agent draft
 HIGH SCHOOL: El Reno HS (OK) COLLEGE: —
 FULL NAME: Steven Daniel Shell SIGNED BY: Kevin Ham (Angels)

Year	Club	W-L	ERA	G	GS	CG	GF	SHO	SV	IP	H	R	ER	HR	HB	BB	IBB	SO	WP	BK	BA
2001	—Angels (ASL)	1-0	0.00	3	0	0	1	0	0	4	1	0	0	0	0	2	0	3	0	0	.077
	Provo	0-3	7.17	14	4	0	3	0	1	37.2	52	31	30	3	9	15	0	33	3	0	.331
2002	—Cedar Rapids	11-4	3.72	22	21	1	0	0	0	121	119	59	50	12	9	26	0	86	3	2	.255
2003	—R. Cucamonga	6-8	4.24	22	21	1	0	1	0	127.1	123	66	60	13	12	26	0	100	3	1	.248

Johan Silva

INF

AGE: 19 BORN: June 21, 1984 in Caracas, VZ RESIDES: Caracas, VZ HT.: 5-11 WT.: 190
 BATS: Left THROWS: Right ACQUIRED: Signed as free agent, Feb. 8, 2002
 HIGH SCHOOL: Liceo Diego de Lozada (VZ) COLLEGE: —
 FULL NAME: Johan Antonio Silva SIGNED BY: Carlos Porte (Angels)

Year	Club	AVG	G	AB	R	H	2B	3B	HR	RBI	SH	SF	HBP	BB	IBB	SO	SB	CS	GDP	SLG	OBP	E
2002	—Angels (DSL)	.187	48	139	18	26	6	3	0	9	0	10	29	0	40	7	4	1	273	.365	17	
2003	—Angels (DSL)	.313	48	150	34	47	8	6	0	22	0	5	6	25	0	22	8	2	4	.447	.450	3

Michel Simard

RHP

AGE: 22 BORN: Sept. 4, 1981 in Quebec City, QUE, CAN RESIDES: Charlesburg, QUE, CAN HT.: 6-4 WT.: 200
 BATS & THROWS: Right ACQUIRED: Selected in 25th round of 2002 free agent draft
 HIGH SCHOOL: — COLLEGE: St. Petersburg Comm. College (FL)
 FULL NAME: Michel Simard SIGNED BY: Tom Kotchman (Angels)

Year	Club	W-L	ERA	G	GS	CG	GF	SHO	SV	IP	H	R	ER	HR	HB	BB	IBB	SO	WP	BK	BA
2003	—Provo	4-1	2.08	12	10	0	0	0	0	52	42	15	12	2	3	12	0	43	2	0	.218

Casey Smith

INF

AGE: 25 BORN: March 18, 1979 in Dothan, AL RESIDES: Ashford, AL HT.: 6-2 WT.: 200
 BATS & THROWS: Right ACQUIRED: Selected in 34th round of 2001 free agent draft
 HIGH SCHOOL: Cottonwood HS (AL) COLLEGE: Troy State Univ. (AL)
 FULL NAME: Steven Casey Smith SIGNED BY: Jeff Crane (Angels)

Year	Club	AVG	G	AB	R	H	2B	3B	HR	RBI	SH	SF	HBP	BB	IBB	SO	SB	CS	GDP	SLG	OBP	E
2001	—Provo	.321	62	249	60	80	11	1	1	34	9	3	3	37	1	40	6	4	0	.386	.411	20
2002	—R. Cucamonga	.248	112	408	40	101	9	4	2	35	7	1	5	30	0	56	9	8	6	.304	.306	22
2003	—R. Cucamonga	.285	37	130	12	37	2	0	3	15	4	0	3	10	0	11	1	2	2	.369	.350	6
	Arkansas	.284	82	324	46	92	10	2	4	32	11	3	4	19	0	44	5	7	5	.364	.329	16

Cliff Smith

RHP

AGE: 24 BORN: Oct. 13, 1979 in Portland, ME RESIDES: Haverhill, MA HT.: 6-5 WT.: 215
 BATS & THROWS: Right ACQUIRED: Signed as free agent, June 14, 2001
 HIGH SCHOOL: Haverhill HS (MA) COLLEGE: Brandeis Univ. (Waltham, MA)
 FULL NAME: Hugh Clifford Smith SIGNED BY: Guy Mader (Angels)

Year	Club	W-L	ERA	G	GS	CG	GF	SHO	SV	IP	H	R	ER	HR	HB	BB	IBB	SO	WP	BK	BA
2001	—Provo	2-1	3.34	21	0	0	7	0	1	35	29	20	13	5	2	15	1	47	7	0	.220
2002	—R. Cucamonga	3-8	4.81	36	3	0	13	0	0	78.2	95	57	42	9	4	35	0	77	11	0	.297
2003	—R. Cucamonga	2-2	5.79	15	5	0	6	0	2	32.2	38	23	21	3	1	9	0	25	1	0	.292
	Arkansas	1-0	2.60	13	1	0	5	0	0	27.2	20	9	8	2	0	15	1	10	1	0	.208



Organizational Players

Jesse Smith

RHP

AGE: 23 BORN: July 11, 1980 in Lincoln, NE

RESIDES: Lincoln, NE

HT.: 6-2 WT.: 210

BATS & THROWS: Right

ACQUIRED: Selected in 6th round of 2003 free agent draft

HIGH SCHOOL: Lincoln East (NE)

COLLEGE: Illinois Valley Comm. College (Oglesby, IL)

FULL NAME: Jesse Jay Smith

SIGNED BY: Brian Bridges (Angels)

Year	Club	W-L	ERA	G	GS	CG	GF	SHO	SV	IP	H	R	ER	HR	HB	BB	IBB	SO	WP	BK	BA
2003	—Angels (ASL)	0-0	5.40	3	1	0	0	0	0	6.2	7	4	4	0	1	5	0	7	0	1	.304
	Provo	0-1	2.41	5	3	0	0	0	0	18.2	19	8	5	2	2	6	0	20	1	0	.257
	R. Cucamonga	0-4	7.13	5	5	0	0	0	0	24	26	19	19	3	4	12	0	0	1	0	.280

Brian Specht

INF

For information, see 2004 Non-Roster Players section.

Von Stertzbach

RHP

AGE: 22 BORN: May 15, 1981 in Jacksonville, FL

RESIDES: Plantation, FL

HT.: 6-2 WT.: 190

BATS & THROWS: Right

ACQUIRED: Selected in 9th round of 2003 free agent draft

HIGH SCHOOL: Westminster Academy (Ft. Lauderdale, FL)

COLLEGE: Univ. of Central Florida (Orlando, FL)

FULL NAME: Von David Stertzbach

SIGNED BY: Tom Kotchman (Angels)

Year	Club	W-L	ERA	G	GS	CG	GF	SHO	SV	IP	H	R	ER	HR	HB	BB	IBB	SO	WP	BK	BA
2003	—Provo	1-1	4.82	22	5	0	5	0	0	46.2	55	31	25	2	1	14	2	51	1	0	.278

Billy Stokley

RHP

AGE: 26 BORN: May 13, 1977 in Pasadena, TX

RESIDES: Pasadena, TX

HT.: 6-4 WT.: 210

BATS & THROWS: Right

ACQUIRED: Signed as free agent, May 3, 2000

HIGH SCHOOL: Sam Rayburn HS (Pasadena, TX)

COLLEGE: Lamar Univ. (Beaumont, TX)

FULL NAME: William Richard Stokley

SIGNED BY: Mike Powers (Angels)

Year	Club	W-L	ERA	G	GS	CG	GF	SHO	SV	IP	H	R	ER	HR	HB	BB	IBB	SO	WP	BK	BA
2000	—Boise	5-1	6.80	25	0	0	5	0	0	41	52	37	31	4	5	20	4	33	4	0	.299
2001	—Cedar Rapids	5-3	1.98	22	0	0	7	0	1	41	31	14	9	1	3	18	2	45	6	1	.204
	R. Cucamonga	0-2	4.18	27	0	0	24	0	10	28	27	15	13	2	1	18	3	24	2	0	.252
2002	—Arkansas	4-14	4.33	38	19	4H	9	0	1	131	156	77	63	11	9	34	2	41	1	0	.304
2003	—Arkansas	2-9	3.57	26	14	0	3	0	1	111	115	66	44	7	6	23	0	58	6	0	.267
	Salt Lake	0-5	6.46	9	9	1	0	0	0	47.1	69	40	34	7	4	13	0	16	1	1	.354

Tony Stutz

RHP

AGE: 23 BORN: Aug. 10, 1980 in Buffalo, NY

RESIDES: Buffalo, NY

HT.: 6-5 WT.: 210

BATS & THROWS: Right

ACQUIRED: Signed as free agent, Jan. 8, 2003

HIGH SCHOOL: Amherst HS (Buffalo, NY)

COLLEGE: State Univ. of New York Stony Brook

FULL NAME: Anthony Robert Stutz

SIGNED BY: Dan Lynch (Angels)

Year	Club	W-L	ERA	G	GS	CG	GF	SHO	SV	IP	H	R	ER	HR	HB	BB	IBB	SO	WP	BK	BA
2002	—Evansville (IND)	5-5	4.16	18	11	2	6	1	3	80	65	46	37	3	9	44	1	66	9	2	.220
2003	—Brockton (IND)	3-2	3.40	30	0	0	10	0	0	47.2	38	24	18	4	2	17	1	50	3	0	.224

Jason Suggen

OF

AGE: 22 BORN: Oct. 11, 1981 in Abington, PA

RESIDES: Harrisburg, PA

HT.: 6-3 WT.: 190

BATS & THROWS: Right

ACQUIRED: Selected in 35th round of 2002 free agent draft

HIGH SCHOOL: Central Dauphin HS (Harrisburg, PA)

COLLEGE: East Carolina Univ. (Greenville, NC)

FULL NAME: Jason Andrew Suggen

SIGNED BY: Tom Burns (Angels)

Year	Club	AVG	G	AB	R	H	2B	3B	HR	RBI	SH	SF	HBP	BB	IBB	SO	SB	CS	GDP	SLG	OBP	E
2002	—Provo	.299	65	224	37	67	7	3	1	42	3	4	4	22	0	43	7	4	3	.371	.366	4
2003	—R. Cucamonga	.000	1	0	1	0	0	0	0	0	0	0	0	0	0	0	0	0	0	.000	.000	0
	Cedar Rapids	.304	21	56	6	17	0	1	0	7	1	0	0	7	0	21	0	1	1	.339	.381	1

Jorge Teran

RHP

AGE: 18 BORN: Oct. 5, 1985 in Caracas, VZ

RESIDES: Ocumare Del Tu, VZ

HT.: 6-2 WT.: 170

BATS & THROWS: Right

ACQUIRED: Signed as free agent, Oct. 13, 2003

HIGH SCHOOL: Manuel Aleson (DR)

COLLEGE: —

FULL NAME: Jorge Luis Teran

SIGNED BY: Carlos Porte/Amador Arias (Angels)

Rich Thompson

RHP

AGE: 19 BORN: July 1, 1984 in Hornsby, NSW, AUS

RESIDES: Sydney, NSW, AUS

HT.: 6-1 WT.: 180

BATS & THROWS: Right

ACQUIRED: Signed as free agent, Feb. 13, 2002

HIGH SCHOOL: St. Ives HS (Sydney, AUS)

COLLEGE: —

FULL NAME: Richard Graeme Thompson

SIGNED BY: Grant Weir (Angels)

Year	Club	W-L	ERA	G	GS	CG	GF	SHO	SV	IP	H	R	ER	HR	HB	BB	IBB	SO	WP	BK	BA
2002	—Angels (ASL)	2-0	2.70	15	0	0	2	0	1	23.1	14	12	7	0	1	9	0	29	1	1	.167
2003	—Cedar Rapids	1-2	0.24	31	0	0	23	0	9	37.2	18	5	1	1	0	13	0	54	6	0	.140
	R. Cucamonga	2-2	4.91	24	0	0	18	0	8	29.1	28	19	16	4	2	18	1	33	5	0	.246

Organizational Players



Jake Thrower

INF
AGE: 28 **BORN:** Nov. 19, 1975 in Yuma, AZ **RESIDES:** Yuma, AZ **HT.:** 5-11 **WT.:** 185

BATS: Switch **THROWS:** Right **ACQUIRED:** Signed as free agent, Jan. 7, 2004

HIGH SCHOOL: Yuma HS (AZ) **COLLEGE:** Univ. of Arizona (Tucson, AZ)

FULL NAME: Jason Logan Thrower **SIGNED BY:** Tim McWilliam (Padres)

Year	Club	AVG	G	AB	R	H	2B	3B	HR	RBI	SH	SF	HBP	BB	IBB	SO	SB	CS	GDP	SLG	OBP	E
1997	—Idaho Falls	.340	35	141	37	48	10	4	3	28	0	1	4	31	2	16	10	1	2	.532	.469	10
	—Clinton	.254	19	63	8	16	3	0	0	12	1	0	2	13	0	15	1	3	0	.302	.397	4
1998	—Clinton	.290	43	145	25	42	11	1	5	27	0	0	4	22	0	22	11	3	5	.483	.398	9
	—R. Cucamonga	.268	37	127	24	34	7	0	1	10	0	2	1	19	0	19	4	1	2	.346	.362	4
1999	—Mobile	.242	40	149	15	36	9	2	3	26	0	1	1	21	1	26	3	3	2	.389	.337	11
	—Las Vegas	.288	72	267	40	77	17	4	4	30	3	2	2	27	2	56	4	4	6	.427	.356	10
2000	—Las Vegas	.313	4	16	4	5	0	0	0	2	0	0	2	0	2	0	0	0	0	.313	.389	0
	—Mobile	.278	31	115	16	32	6	0	1	11	2	2	1	14	1	22	3	0	1	.357	.356	3
2001	—Mobile	.272	103	386	46	105	25	1	4	31	4	1	5	45	1	66	3	3	8	.373	.355	11
	—Portland	.204	15	54	3	11	1	0	0	1	1	0	0	2	1	8	1	0	0	.222	.232	2
2002	—Portland	.271	111	362	45	98	31	1	4	33	4	3	4	24	2	53	1	0	6	.395	.321	12
2003	—Portland	.277	28	83	11	23	8	0	1	13	0	2	2	7	0	8	1	0	3	.410	.340	2
	—Harrisburg	.283	15	53	11	15	3	1	0	5	2	0	0	8	2	6	3	1	0	.377	.377	1
	—Edmonton	.224	51	143	12	32	5	0	2	15	1	4	0	6	1	18	0	1	11	.301	.248	3

Signed by San Diego Padres as free agent, June 13, 1997; Traded to Montreal Expos for a player to be named later, May 21, 2003; Granted free agency, Oct. 15, 2003.

Jean Toledo

RHP
AGE: 21 **BORN:** March 6, 1983 in Barcelona, ANZO, VZ **RESIDES:** Barcelona, ANZO, VZ **HT.:** 6-2 **WT.:** 195

BATS & THROWS: Right **ACQUIRED:** Signed as free agent, Feb. 16, 2001

HIGH SCHOOL: Cajigal (VZ) **COLLEGE:** —

FULL NAME: Jean Carlos Toledo **SIGNED BY:** Amador Arias (Angels)

Year	Club	W-L	ERA	G	GS	CG	GF	SHO	SV	IP	H	R	ER	HR	HR	HB	BB	IBB	SO	WP	BK	BA
2001	—Angels (DSL)	3-2	2.63	15	0	0	8	0	4	27.1	24	11	8	0	2	12	1	19	3	0	0	.238
2002	—Angels (ASL)	3-5	4.47	11	10	0	0	0	0	56.1	60	33	28	0	3	26	1	42	3	4	0	.276
	—R. Cucamonga	0-1	8.00	3	2	0	0	0	0	9	12	9	8	1	1	6	0	8	0	0	0	.333
2003	—Cedar Rapids	12-7	2.44	24	24	0	0	0	0	136.1	132	60	37	6	14	50	1	58	9	1	.263	

Joe Torres

LHP
AGE: 21 **BORN:** Sept. 3, 1982 in Bronx, NY **RESIDES:** Kissimmee, FL **HT.:** 6-2 **WT.:** 193

BATS & THROWS: Left **ACQUIRED:** Selected in 1st round (10th pick) of 2000 free agent draft

HIGH SCHOOL: Gateway HS (Kissimmee, FL) **COLLEGE:** —

FULL NAME: Joseph Torres **SIGNED BY:** Tom Kotchman (Angels)

Year	Club	W-L	ERA	G	GS	CG	GF	SHO	SV	IP	H	R	ER	HR	HR	HB	BB	IBB	SO	WP	BK	BA
2000	—Boise	4-1	2.54	11	10	0	0	0	0	46	27	17	13	0	1	23	0	52	4	1	0	.169
2001	—Cedar Rapids	0-3	5.82	4	4	0	0	0	0	17	16	12	11	0	2	14	0	14	4	0	0	.258
	—Provo	2-2	4.02	9	8	0	0	0	0	31.1	32	20	14	2	5	15	0	39	5	0	0	.260
2002	—Cedar Rapids	11-8	3.52	25	25	0	0	0	0	133	125	73	52	7	13	66	0	87	10	0	0	.251
2003	—R. Cucamonga	3-3	5.88	8	7	0	1	0	0	33.2	47	28	22	1	2	20	0	17	1	1	0	.346
	—Angels (ASL)	2-0	0.56	3	3	0	0	0	0	16	7	2	1	0	1	6	0	15	0	0	0	.137

Nick Touchstone

LHP
AGE: 22 **BORN:** Nov. 19, 1981 in Ft. Walton Beach, FL **RESIDES:** Niceville, FL **HT.:** 6-5 **WT.:** 220

BATS & THROWS: Left **ACQUIRED:** Selected in 18th round of 2002 free agent draft

HIGH SCHOOL: Sumter HS (SC) **COLLEGE:** Okaaloosa Walton Comm. College (Niceville, FL)

FULL NAME: Nicholas Scott Touchstone **SIGNED BY:** Tom Kotchman (Angels)

Year	Club	W-L	ERA	G	GS	CG	GF	SHO	SV	IP	H	R	ER	HR	HR	HB	BB	IBB	SO	WP	BK	BA
2003	—Provo	2-1	3.56	14	10	0	1	0	0	48	47	27	19	2	4	35	0	48	5	0	0	.263

Justin Turner

INF
AGE: 24 **BORN:** Dec. 19, 1979 in Indianapolis, IN **RESIDES:** Cape Coral, FL **HT.:** 6-1 **WT.:** 195

BATS: Left **THROWS:** Right **ACQUIRED:** Selected in 8th round of 2001 free agent draft

HIGH SCHOOL: Mariner HS (Cape Coral, FL) **COLLEGE:** Warner Southern College (Lake Wales, FL)

FULL NAME: Justin Robert Turner **SIGNED BY:** Tom Kotchman (Angels)

Year	Club	AVG	G	AB	R	H	2B	3B	HR	RBI	SH	SF	HBP	BB	IBB	SO	SB	CS	GDP	SLG	OBP	E
2001	—Provo	.216	52	176	36	38	3	0	6	27	0	0	1	28	1	65	9	4	3	.335	.327	24
2002	—Cedar Rapids	.256	111	379	63	97	23	2	11	61	7	3	2	47	0	118	7	8	6	.414	.339	22
2003	—R. Cucamonga	.260	106	384	46	100	17	9	8	55	5	3	1	28	0	111	2	7	3	.414	.310	18

Jose Valencia

RHP
AGE: 19 **BORN:** Nov. 17, 1984 in El Tigre, ANZO, VZ **RESIDES:** El Tigre, ANZO, VZ **HT.:** 6-2 **WT.:** 174

BATS & THROWS: Right **ACQUIRED:** Signed as free agent, Aug. 14, 2001

HIGH SCHOOL: — **COLLEGE:** —

FULL NAME: Jose Fernando Valencia **SIGNED BY:** Carlos Porte/Amador Arias (Angels)

Year	Club	W-L	ERA	G	GS	CG	GF	SHO	SV	IP	H	R	ER	HR	HR	HB	BB	IBB	SO	WP	BK	BA
2002	—Angels (DSL)	2-1	3.80	12	2	0	6	0	1	23.2	21	12	10	2	4	9	0	17	1	0	0	.228
2003	—Angels (DSL)	5-2	1.45	8	8	2	0	0	0	56	43	17	9	1	8	11	0	47	3	1	0	.199



Organizational Players

Ricardo Vasquez

INF

AGE: 19 BORN: Aug. 29, 1984 in Oaxaca, MEX RESIDES: Villahermosa, MEX HT.: 5-11 WT.: 180
 BATS & THROWS: Right ACQUIRED: Signed as free agent, June 17, 2003
 HIGH SCHOOL: Tecnica 85 (MEX) COLLEGE: —
 FULL NAME: Ricardo Vasquez SIGNED BY: Felipe Gutierrez (Angels)

Year	Club	AVG	G	AB	R	H	2B	3B	HR	RBI	SH	SF	HBP	BB	IBB	SO	SB	CS	GDP	SLG	OBP	E
2003—Angels (DSL)		.224	23	85	16	19	1	1	0	4	0	1	2	7	0	10	5	2	1	.259	.295	3

Nicolas Veras

RHP

AGE: 18 BORN: Jan. 9, 1986 in Santiago, DR RESIDES: Santiago, DR HT.: 6-0 WT.: 150
 BATS & THROWS: Right ACQUIRED: Signed as free agent, Nov. 13, 2003
 HIGH SCHOOL: Escuela El Ufre (DR) COLLEGE: —
 FULL NAME: Nicolas V. Veras SIGNED BY: Leo Perez (Angels)

Chris Walston

OF

AGE: 19 BORN: Oct. 1, 1984 in San Diego, CA RESIDES: Lakeside, CA HT.: 6-6 WT.: 245
 BATS & THROWS: Right ACQUIRED: Selected in 6th round of 2002 free agent draft
 HIGH SCHOOL: El Capitan HS (San Diego, CA) COLLEGE: —
 FULL NAME: Christopher Arthur Walston SIGNED BY: Tim Corcoran (Angels)

Year	Club	AVG	G	AB	R	H	2B	3B	HR	RBI	SH	SF	HBP	BB	IBB	SO	SB	CS	GDP	SLG	OBP	E
2002—Angels (ASL)		.207	41	150	16	31	6	1	0	10	0	0	2	8	0	67	0	1	4	.260	.256	5
2003—Angels (ASL)		.182	52	198	25	36	7	3	6	36	0	2	1	19	0	88	1	1	.338	.255	5	

B.J. Weed

IF

AGE: 24 BORN: Nov. 11, 1979 in Newburgh, NY RESIDES: Maybrook, NY HT.: 5-10 WT.: 185
 BATS: Left THROWS: Right ACQUIRED: Signed as free agent, Nov. 6, 2002
 HIGH SCHOOL: Valley Central HS (Montgomery, NY) COLLEGE: Jacksonville Univ. (FL)
 FULL NAME: James Dennis Weed SIGNED BY: Tom Kotchman (Angels)

Year	Club	AVG	G	AB	R	H	2B	3B	HR	RBI	SH	SF	HBP	BB	IBB	SO	SB	CS	GDP	SLG	OBP	E
2003—Cedar Rapids		.264	116	435	45	115	14	3	0	32	0	3	2	16	0	58	16	12	6	.310	.292	9

Barry Wesson

OF

For information, see 2004 40-Man Roster Players section.

Anthony Whittington

LHP

AGE: 19 BORN: Oct. 9, 1984 in Charleston, WV RESIDES: Buffalo, WV HT.: 6-5 WT.: 225
 BATS: Right THROWS: Left ACQUIRED: Selected in 2nd round of 2003 free agent draft
 HIGH SCHOOL: Buffalo HS (WV) COLLEGE: —
 FULL NAME: Anthony Myles Whittington SIGNED BY: Tom Burns

Year	Club	W-L	ERA	G	GS	CG	GF	SHO	SV	IP	H	R	ER	HR	HB	BB	IBB	SO	WP	BK	BA
2003—Angels (ASL)		0-3	8.03	9	5	0	1	0	0	24.2	31	24	22	1	2	17	0	20	5	0	.320

Matt Wilhite

RHP

AGE: 22 BORN: July 3, 1981 in Bowling Green, KY RESIDES: Franklin, KY HT.: 6-1 WT.: 185
 BATS & THROWS: Right ACQUIRED: Signed as free agent, June 21, 2003
 HIGH SCHOOL: Franklin-Simpson HS (KY) COLLEGE: Western Kentucky Univ. (Bowling Green, KY)
 FULL NAME: Matthew Thomas Wilhite SIGNED BY: Tom Kotchman (Angels)

Year	Club	W-L	ERA	G	GS	CG	GF	SHO	SV	IP	H	R	ER	HR	HB	BB	IBB	SO	WP	BK	BA
2003—Provo		2-0	2.63	12	0	0	6	0	4	27.1	23	11	8	1	0	5	0	17	0	0	.228
Arkansas		0-2	8.38	5	0	0	2	0	2	9.2	17	12	9	3	0	1	0	8	0	0	.378

Reggie Willits

OF

AGE: 22 BORN: May 30, 1981 in Chickasha, OK RESIDES: Ft. Cobb, OK HT.: 5-11 WT.: 185
 BATS: Switch THROWS: Right ACQUIRED: Selected in 7th round of 2003 free agent draft
 HIGH SCHOOL: Fort Cobb-Broxton HS (OK) COLLEGE: Univ. of Oklahoma (Norman, OK)
 FULL NAME: Reggie Gene Willits SIGNED BY: Kevin Ham (Angels)

Year	Club	AVG	G	AB	R	H	2B	3B	HR	RBI	SH	SF	HBP	BB	IBB	SO	SB	CS	GDP	SLG	OBP	E
2003—Provo		.300	59	230	53	69	14	4	4	27	3	0	6	37	0	52	14	4	2	.448	.410	2

Bobby Wilson

C

AGE: 20 BORN: April 8, 1983 in Dunedin, FL RESIDES: Seminole, FL HT.: 6-0 WT.: 205
 BATS & THROWS: Right ACQUIRED: Selected in 48th round of 2002 free agent draft
 HIGH SCHOOL: Seminole HS (FL) COLLEGE: St. Petersburg (FL) Comm. College
 FULL NAME: Robert Louis Wilson SIGNED BY: Tom Kotchman (Angels)

Year	Club	AVG	G	AB	R	H	2B	3B	HR	RBI	SH	SF	HBP	BB	IBB	SO	SB	CS	GDP	SLG	OBP	E
2003—Provo		.284	57	236	36	67	12	0	6	62	0	4	0	18	0	31	0	11	.411	.329	5	

Organizational Players



Brendan Wilson

RHP

AGE: 18 BORN: Oct. 7, 1985 in Mornington, VIC, AUS
 BATS & THROWS: Right
 HIGH SCHOOL: St. Bedes College (Mentone, VIC, AUS)
 FULL NAME: Brendan Anthony Wilson

RESIDES: Aspendale, VIC, AUS
 ACQUIRED: Signed as free agent, Aug. 13, 2003
 COLLEGE: —
 SIGNED BY: Grant Weir (Angels)

Phil Wilson

RHP

AGE: 23 BORN: April 1, 1981 in Charleston, WV
 BATS & THROWS: Right
 HIGH SCHOOL: Poway HS (CA)
 FULL NAME: Philip John Wilson

RESIDES: Ramona, CA
 ACQUIRED: Selected in 3rd round of 1999 free agent draft
 COLLEGE: —
 SIGNED BY: Tim Kelly (Angels)

Year	Club	W-L	ERA	G	GS	CG	GF	SHO	SV	IP	H	R	ER	HR	HB	BB	IBB	SO	WP	BK	BA
2000	Cedar Rapids	8-5	3.41	21	21	1	0	0	0	129.1	114	61	49	9	7	49	0	82	9	1	.238
	Lake Elsinore	3-0	1.96	6	6	0	0	0	0	41.1	32	9	9	1	2	10	0	33	2	0	.212
2001	R. Cucamonga	8-10	5.23	26	26	1	0	0	0	160	173	102	H93	15	13	55	0	134	19	0	.276
	Arkansas	1-1	11.37	2	2	0	0	0	0	6.1	10	12	8	1	2	6	0	5	0	1	.333
2002	R. Cucamonga	5-5	5.53	14	14	1	0	0	0	86.1	93	62	53	13	4	29	0	71	11	0	.269
	Arkansas	2-4	7.17	7	7	0	0	0	0	42.2	57	37	34	10	3	14	0	15	7	0	.315
2003	Cedar Rapids	0-1	4.09	2	2	1	0	0	0	11	10	6	5	2	0	3	0	6	0	0	.250
	R. Cucamonga	1-1	3.72	2	2	0	0	0	0	9.2	13	13	4	0	1	3	0	6	1	0	.289

Dave Wolensky

RHP

AGE: 24 BORN: Jan. 15, 1980 in Fairfax, VA
 BATS & THROWS: Right
 HIGH SCHOOL: Chamblee HS (Atlanta, GA)
 FULL NAME: David Gabriel Wolensky

RESIDES: Atlanta, GA
 ACQUIRED: Selected in 42nd round of 1999 free agent draft
 COLLEGE: Chipola College (Marianna, FL)
 SIGNED BY: Tom Kotchman (Angels)

Year	Club	W-L	ERA	G	GS	CG	GF	SHO	SV	IP	H	R	ER	HR	HB	BB	IBB	SO	WP	BK	BA
2000	Boise	8-3	3.07	15	15H	0	0	0	0	76.1	60	29	26	1	2	35	1	88	3	0	.215
2001	R. Cucamonga	2-0	3.34	8	7	0	1	0	0	32.1	24	13	12	2	2	14	0	26	5	0	.212
2002	Cedar Rapids	0-1	3.15	30	6	0	8	0	1	68.2	66	31	24	3	5	41	2	58	7	1	.256
2003	R. Cucamonga	4-4	5.87	46	2	0	17	0	4	79.2	89	64	52	6	6	46	1	92	16	1	.276

Brandon Wood

INF

AGE: 19 BORN: March 2, 1985 in Austin, TX
 BATS & THROWS: Right
 HIGH SCHOOL: Horizon HS (Scottsdale, AZ)

RESIDES: Scottsdale, AZ
 ACQUIRED: Selected in 1st round of 2003 free agent draft
 COLLEGE: —

FULL NAME: Richard Brandon Wood

Year	Club	AVG	G	AB	R	H	2B	3B	HR	RBI	SH	SF	HBP	BB	IBB	SO	SB	CS	GDP	SLG	OBP	E
2003	Angels (ASL)	.308	19	78	14	24	8	2	0	13	0	2	2	4	0	15	3	0	2	.462	.349	6
	Provo	.278	42	162	25	45	13	2	5	31	0	1	2	16	0	48	1	1	2	.475	.348	15

Jake Woods

LHP

For information, see 2004 40-Man Roster Players section.

Pete Zamora

LHP

For information, see 2004 Non-Roster Players section.

Bob Zimmermann

RHP

AGE: 22 BORN: Nov. 17, 1981 in St. Louis, MO
 BATS & THROWS: Right
 HIGH SCHOOL: DeSmet Jesuit High (St. Louis, MO)
 FULL NAME: Robert Joseph Zimmermann

RESIDES: St. Louis, MO
 ACQUIRED: Selected in 4th round of 2003 free agent draft
 COLLEGE: Southwest Missouri State (Springfield, MO)
 SIGNED BY: Brian Bridges (Angels)

Year	Club	W-L	ERA	G	GS	CG	GF	SHO	SV	IP	H	R	ER	HR	HB	BB	IBB	SO	WP	BK	BA
2003	Provo	4-2	4.50	11	10	0	0	0	0	48	57	29	24	4	2	8	1	37	1	0	.285



Minor League Awards

The Dick Wantz Memorial Trophy is given annually to the player who shows the most dedication and improvement during the Angels' Arizona Instructional League. Wantz, a right-handed pitcher for the Angels in 1965, died suddenly of a brain tumor. He pitched only one inning in a major league game. Past winners:

- | | |
|------------------------------|---|
| 1966 — Jim Spencer (1b) | 1986 — Ray Chadwick (rhp) |
| 1967 — Tom Burgmeier (lhp) | 1987 — Mike Knapp (c) |
| 1968 — Gordon Avery (2b) | 1988 — Bobby Bell (c) |
| 1969 — Steve Schneider (2b) | 1989 — Jim Edmonds (of) |
| 1970 — Joe Henderson (rhp) | 1990 — Chad Curtis (inf) |
| 1971 — Junior Riggins (of) | 1991 — Tyrone Boykin (of) |
| 1972 — Billy Smith (ss) | 1992 — Mark Simmons (inf) |
| 1973 — Frank Tanana (lhp) | 1993 — Deshawn Warren (lhp) |
| 1974 — Marty Friedman (of) | 1994 — Did Not Participate (Strike) |
| 1975 — Dave Macheimer (inf) | 1995 — Tommy Darrell (rhp) |
| 1976 — Rance Mulliniks (inf) | 1996 — Ramon Ortiz (rhp) |
| 1977 — Pat Kelly (c) | 1997 — Matt Wise (rhp) |
| 1978 — Brian Harper (c) | 1998 — Jay Hood (inf) |
| 1979 — Jeff Bertoni (ss) | 1999 — Chris Hills (of) |
| 1980 — Tom Brunansky (of) | 2000 — J.R. Mounts (of)/Jared Abruzzo (c) |
| 1981 — Steve Lubratic (inf) | 2001 — Matt Brown (inf) |
| 1982 — Mike Brown (of) | Francisco Rodriguez (rhp) |
| 1983 — Jose Moreno (of) | 2002 — Did Not Participate |
| 1984 — Tony Mack (rhp) | 2003 — Jordan Renz (of) |
| 1985 — Kevin Davis (inf) | |

The Kenny Myers Memorial Award is given each year to the minor league player judged best in the Angels organization. Myers, who joined the Angels in 1969 as a scout and minor league hitting instructor, died in July, 1972. Past winners:

- | | |
|-------------------------------|--------------------------------|
| 1972 — Doug Howard (inf) | 1993 — Mark Sweeney (of) |
| 1973 — Frank Tanana (lhp) | Bryan Harris (lhp) |
| 1974 — Bruce Bochte (of-1b) | 1994 — Todd Greene (c) |
| 1975 — Dave Collins (of) | Andrew Lorraine (lhp) |
| 1976 — Willie Aikens (1b) | 1995 — Todd Greene (c) |
| 1977 — Rance Mulliniks (inf) | Jason Dickson (rhp) |
| 1978 — Bob Clark (of) | 1996 — Larry Barnes (inf) |
| 1979 — Mike Bishop (1b) | Dennis Springer (rhp) |
| 1980 — Daryl Sconiers (1b) | 1997 — Norm Hutchins (of) |
| 1981 — Tom Brunansky (of) | Ramon Ortiz (rhp) |
| 1982 — Steve Lubratic (inf) | 1998 — Troy Glaus (inf) |
| Dick Schofield (inf) | Steve Fish (rhp) |
| 1983 — Mike Brown (of) | 1999 — Larry Barnes (inf) |
| 1984 — Wally Joyner (inf) | Scot Shields (rhp) |
| 1985 — Reggie Montgomery (of) | 2000 — Gary Johnson (of) |
| 1986 — Dante Bichette (of) | John Lackey (rhp) |
| Willie Fraser (rhp) | 2001 — Jose Fernandez (inf) |
| 1987 — Bryan Harvey (rhp) | Brendan Donnelly (rhp) |
| 1988 — Colin Charland (lhp) | Alfredo Amezaga (def) |
| Jeff Manto (inf) | 2002 — Robb Quinlan (of) |
| 1989 — Glenn Carter (rhp) | Mickey Callaway (rhp) |
| Bobby Rose (inf) | Jose Molina (c; def.) |
| 1990 — Marcus Moore (rhp) | 2003 — Alberto Callaspo (inf)/ |
| 1991 — Don Vidmar (rhp) | Dallas McPherson (inf) |
| Mark Howie (inf) | Ervin Santana (rhp) |
| 1992 — John Fritz (rhp) | Jeff Mathis (c; def.) |
| Tim Salmon (of) | |

2003 Draft Selections



(Signed Players Boldfaced)*

RD	PLAYER	POS.	B/T	HT.	WT.	BORN	SCHOOL (HOMETOWN)
1	Brandon Wood	SS	R/R	6-3	185	3/2/85	Horizon HS (Scottsdale, AZ)
2	Anthony Whittington	LHP	R/L	6-5	225	10/9/84	Buffalo HS (Buffalo, WV)
3	Sean Rodriguez	SS	R/R	6-0	180	4/26/85	G. Holmes Braddock HS (Miami, FL)
4	Bob Zimmermann	RHP	R/R	6-5	225	11/17/81	S.W. Missouri State (St. Louis, MO)
5	Blake Balkcom	RF	R/R	6-2	225	8/25/82	Florida State Univ. (ChIPLEY, FL)
6	Jesse Smith	RHP	RHP	6-2	210	7/11/80	Illinois Valley CC (Lincoln, NE)
7	Reggie Willis	CF	S/R	5-10	185	5/30/81	Univ. of Oklahoma (Fort Cobb, OK)
8	Josh Cowles	RF	R/R	6-2	185	6/7/84	Redlands East Valley HS (Redlands, CA)
9	Von Stertzbach	RHP	R/R	6-2	192	5/15/81	Univ. of Central Florida (Plantation, FL)
10	Patrice LaPage	C	L/R	6-1	200	7/10/84	Edouard-Montpetit Col. (St. Catherine, QC, CAN)
11	Adam Pavkovich	SS	R/R	6-3	195	12/31/81	Univ. of Alabama (Venice, FL)
12	Andrew Hill	RHP	R/R	6-4	195	10/31/84	Brewster HS (Brewster, WA)
13	Daniel Davidson	LHP	L/L	6-4	220	1/8/81	Florida State Univ. (Panama City, FL)
14	Kelly Shearer	LHP	L/L	6-3	200	4/8/85	Elkins HS (Missouri City, TX)
15	David Austen	RHP	R/R	6-0	185	5/21/81	Univ. of South Florida (Coconut Creek, FL)
16	Stantrel Smith	CF	R/R	6-4	215	10/21/83	North Florida CC (Decatur, GA)
17	Matt Pali	LF	L/L	6-1	220	12/10/80	Florida Atlantic Univ. (Houston, TX)
18	Fernando Rodriguez	RHP	R/R	6-3	210	5/19/84	El Paso CC (El Paso, TX)
19	William Boyer	2B	S/R	6-1	185	3/8/84	Enumclaw HS (Enumclaw, WA)
20	Jason Donald	SS	R/R	6-1	185	9/4/84	Buchanan HS (Clovis, CA)
21	Joshua Land	CF	L/L	6-1	175	2/6/85	Milton HS (Milton, FL)
22	Brent Brown	LHP	L/L	6-2	195	8/1/80	Oakland Univ. (Niles, MI)
23	Brett Douglas	RHP	R/R	6-3	180	8/14/84	Westminster HS (Westminster, CA)
24	Chad Hauseman	LF	R/R	6-1	215	11/27/79	Jacksonville Univ. (Pottstown, PA)
25	Justin Brashear	C	L/R	6-2	200	1/19/85	Barbe HS (Lake Charles, LA)
26	Joe Rowe	RHP	L/R	6-9	210	3/29/84	Central Alabama CC (Millbrook, AL)
27	Jimmy Durette	LHP	L/L	6-1	175	4/4/85	Ahuntsic College (St. Ulrich, QC, CAN)
28	Nick Roxby	2B	R/R	5-9	170	4/18/84	No. Florida CC (Miami, FL)
29	Drew Florenza	RHP	R/R	6-3	185	6/24/84	Okaaloosa Walton CC (Atlanta, GA)
30	Adam Frank	C	R/R	6-1	190	5/2/83	Lamar CC (Paul, ID)
31	David Huff	LHP	L/L	6-2	180	8/22/84	Edison HS (Huntington Beach, CA)
32	Keith Williams	LF	R/R	6-2	210	8/1/84	Gulf Coast CC (Severn, MD)
33	Ricky Bambino	C	R/R	6-4	210	4/16/84	Foothill HS (Redding, CA)
34	Jason Blackey	RHP	R/R	6-4	200	4/11/83	Malaspina CC (Duncan, BC, CAN)
35	Jay Mattox	CF	R/R	6-2	205	8/4/82	Chipola CC (Conway, AZ)
36	Brandon Doddo	3B	L/R	5-9	180	8/8/83	Broward CC (Cooper City, FL)
37	Tom Baumgardner	LHP	R/L	6-3	220	10/15/83	Indian River CC (Lakeland, FL)
38	Ronnie Lowe	LHP	L/L	6-1	190	9/6/83	Pasco-Hernando CC (Port Richey, FL)
39	Nate Boman	LHP	R/L	5-10	165	2/4/85	Patrick Henry HS (San Diego, CA)
40	Brandon Morrow	RHP	R/R	6-1	165	7/26/84	Rancho Cotate HS (Rohnert Park, CA)
41	Chris Hunter	RHP	R/R	6-4	205	12/12/80	Utah Valley State (Orem, UT)
42	Cody Nelson	SS	R/R	6-2	175	10/14/83	Chabot CC (Alameda, CA)
43	Caleb Hatfield	RHP	R/R	6-3	210	12/19/84	Red Bluff HS (Red Bluff, CA)
44	John Mariotti	RHP	L/R	6-0	220	8/19/84	Chaminade School (Toronto, ONT, CAN)
45	Chris Noonan	LHP	L/L	6-2	205	3/5/81	Seton Hall Univ. (So. Orange, NJ)
46	Hank Lanto	C	L/R	6-0	175	5/5/84	Modesto HS (Modesto, CA)
47	Ryan Anderson	LHP	L/L	6-1	185	9/5/82	St. Petersburg CC (Tampa, FL)
48	Jeremy Labigang	LHP	L/L	6-6	175	3/17/84	Ft. Pierce Westwood HS (Ft. Pierce, FL)
49	Evan Bailey	RHP	R/R	6-3	185	9/12/85	Westside HS (Kamloops, BC, CAN)
50	Kris Johnson	LHP	L/L	6-3	185	10/14/84	Blue Springs So. HS (Blue Springs, MO)

*See Organizational Players for 2003 statistics.



Brandon Wood


KTNQ 1020AM  **UNIVISION Radio**

**IS PROUD TO BE THE NEW
SPANISH RADIO STATION
OF ANGELS BASEBALL**



**ESCUCHA LOS JUEGOS DE
LOS ÁNGELS EN 1020AM
Y GANA TUS BOLETOS!**

HABLANDO DE
DEPORTES
1020^{AM}



2003 In Review



2003 Season In Review



Back Row (left to right): Greg Jones, Ben Weber, Gary Glover, Aaron Sele, John Lackey, Troy Glaus, Brendan Donnelly, Jose Molina, Robb Quinlan

Fourth Row (left to right): Adam Riggs, Scot Shields, Scott Spiezio, Troy Percival, Garret Anderson, Tim Salmon, Darin Erstad, Adam Kennedy, Ramon Ortiz, Trent Durrington

Third Row (left to right): Tom Taylor (Traveling Secretary), Ken Higdon (Equipment Manager), Diego Lopez (Sr. Video Coordinator), Alfredo Amezaga, Eric Owens, Francisco Rodriguez, Jarrod Washburn, Bengie Molina, David Eckstein, Jeff DaVanon, Shawn Woolen, Chone Figgins, Dr. Lewis Yocum (Medical Director), Brian Harkins (Visiting Clubhouse Manager)

Second Row (left to right): Ned Bergert (Head Athletic Trainer), Rick Smith (Athletic Trainer), Orlando Mercado (Bullpen Coach), Ron Roenicke (Third Base Coach), Bud Black (Pitching Coach), Mike Scioscia (Manager), Joe Maddon (Bench Coach), Mickey Hatcher (Hitting Coach), Alfredo Griffin (First Base Coach), Steve Soliz (Bullpen Catcher), Brian Grapes (Strength and Conditioning Specialist), Brian Scherr (Physical Therapist)

First Row (left to right): Raymond Martinez, Michael Martinez, Steven Cortez, Geoff Bennett, Keith Tarter (Assistant Equipment Manager), Corey Morbeck, Scott Smith (Umpires' Room Attendant), Hector Vasquez, Steve Rivera, Aaron Castaneda

Not Pictured: Brad Fulmer, Dr. Craig Millhouse (Team Physician)

WINS & LOSSES: The Angels concluded the 2003 season, their 43rd campaign overall and 38th in Anaheim, with a 77-85 record, in third place, 19 games behind Oakland in the American League West...The 77 wins is a 22-game decrease from the club record in victories a year ago (99-63)...Despite the 77-85 final record, the 77 wins is the most by an Angels team following a season in which they participated in the playoffs...The Angels won the AL West in 1979, 1982 and 1986 and finished with 65, 70 and 75 wins the following years, respectively...The third place standing marked the third in four seasons and seventh such finish in club history (1962, 1969, 1970, 1989, 2000 & 2001)...The Angels led the AL West for four days, were in second place for 10 days, third place 159 days and fourth place five days...The Angels .475 winning percentage ranked ninth in the AL and 19th in the major leagues, after finishing third and fourth, respectively, in 2002...The club finished below .500 for the 28th time in club history, and third time in the past four seasons...Anaheim posted a 49-43 record before the All-Star break and a 28-42 mark after...The Angels were a season-best six games over .500 on July 13 (49-43) before losing 42 of their final 70 games...The Angels were 12-25 on the road after the break...The Angels finished 45-37 at home and 32-48 on the road...The above-.500 record at home marked the 25th in club history and 11th in the past 15 campaigns...The 32 road wins were the fewest since 1996 (27-54), the third losing record away from Anaheim in the last four seasons and 31st in club annals...Among AL foes, the Angels finished 15-30 against the East, 26-15 vs. the Central and 25-33 against West opponents, for a final 66-78 (.458) record against the circuit...The Angels have finished with a winning record against the Central three straight seasons...In Interleague play, Anaheim posted an 11-7 record against the NL West & East, after posting an 11-7 mark in 2002, 10-8 in 2001, 12-6 in 2000, 6-12 in 1999, 10-6 in 1998 and 4-12 in 1997...The 11 wins tied for the second most in the major leagues...The Angels posted a winning record against nine teams (Cleveland, Detroit, Florida, Kansas City, Los Angeles, Minnesota, Montreal, Philadelphia & Tampa Bay) and a losing record against nine clubs (Baltimore, Boston, Chicago, New York-AL, New York-NL, Oakland, Seattle, Texas & Toronto)...The 14 consecutive wins against Detroit (dating back to 2002) is the most against one club in franchise history...The club also set records with seven straight wins against Baltimore and Cleveland (dating back to 2002) and four against Los Angeles (June 22-29)...The most wins the Angels had against any opponent was nine (Texas)...Anaheim finished 16-20 in one-run games (10-6 at home), 14-15 in two-run contests (10-4 at home) and 11-16 in three-run games, indicating 57% of Angels' games in 2003 were decided by three-runs-or-less...The 16 one-run wins tied for second fewest in the AL...The Angels posted just one winning month (June, 14-13)...Anaheim's longest win streak was five games (three times)...The club's longest losing streak was also five games (three times).

NOTE: All information is exclusive of strike-shortened seasons.

2003 Season In Review



MIKE SCIOSCIA: Completed fourth season as manager of the Angels, his fourth in the major leagues...He posted a 77-85 record in fourth season, guiding the Angels to a third place finish in the AL West (-19)...Scioscia owns a 333-315 career mark (.514) and posted his 300th win, July 5, 2003 at Oakland...His 333 wins as Angels' manager ranks third most in club history behind Bill Rigney (625 in 9 seasons) and Gene Mauch (379 in 5 seasons)...Scioscia has averaged 83.3 wins per season thus far with the Angels, the most per season in club history...His .514 winning percentage (333-315) is third in club history, behind Mauch (.533, 379-332) and Doug Rader (.518, 232-216), based on 162 or more games managed...On July 12, the Angels agreed to terms on two-year contract extension with Scioscia through 2007 with club option for 2008...Scioscia was appointed manager of the Angels, Nov. 18, 1999, becoming the 16th field manager in club history.

Following is a look at the 2003 Angels at a glance:

Record.....	77-85
Final streak.....	Won 1
Pre-ASB record.....	49-43
Post-ASB record.....	28-42
Last homestand.....	4-2
Last road trip.....	1-2
Last 5 games.....	4-1
Last 10 games.....	5-5

No. of Days...

In first place.....	4
In second place.....	10
In third place.....	159
In fourth place.....	5

When Angels...

Score first.....	52-29
Score second or shutout.....	25-56
Score 4-or-more runs.....	58-30
Score 3 runs-or-fewer.....	19-55
Lead after 7 innings.....	64-3
Trail after 7 innings.....	7-80
Tied after 7 innings.....	6-2
Lead after 8 innings.....	72-3
Trail after 8 innings.....	5-79
Tied after 8 innings.....	0-3
Extra Innings.....	2-4
Come-from-behind wins.....	35
Win/lose in final at-bat.....	8-11
Vs. LHS.....	28-26
Vs. RHS.....	49-59
Out-hit opponent.....	61-20
Out-hit by opponent.....	12-60
Opponent has equal hits.....	4-5
Collect 10-or-more hits.....	46-25
Allow 10-or-more hits.....	17-49
Collect a home run.....	50-40
Allow a home run.....	43-66
Commit an error.....	31-45

Monthly Record...

March.....	0-1 (0-1 in '02)
April.....	13-13 (11-13 in '02)
May.....	13-13 (19-7 in '02)
June.....	14-13 (17-12 in '02)
July.....	12-15 (16-10 in '02)
August.....	14-15 (18-11 in '02)
Sept./Oct.....	11-15 (18-9 in '02)



2003 Season In Review

ROOKIES: After nine rookies appeared for the Angels in 2002 (six of them making their major league debut), 14 rookies appeared in 2003, six making their initial outing in the majors... Alfredo Amézaga (INF), Trent Durrington (INF/C), Chone Figgins (INF/OF), Bart Miadich (RHP), Julio Ramirez (OF), Adam Riggs (INF/OF), Francisco Rodriguez (RHP) and Barry Wesson (OF) each had prior major league service, while Chris Bootcheck (RHP), Kevin Gregg (RHP), Tom Gregorio (C), Gary Johnson (OF), Greg Jones (RHP) and Robb Quinlan (OF/1B) made their debuts in 2003.

RAINOUTS & DOUBLEHEADERS: The 2003 season saw the Angels have three rainouts, resulting in two doubleheaders... The doubleheaders were due to rainouts at Cleveland, May 1 and at Kansas City, Aug. 30 (the makeup game Aug. 31 was also rained out)... The Angels played the doubleheader in Cleveland, Aug. 9, losing both games by scores of 3-2 (1st game 13 inn.)... The club played the doubleheader against Kansas City in Anaheim, Sept. 6, winning both games by scores of 6-5 and 3-1... The doubleheader was the Angels' first at home since Aug. 20, 1997 vs. New York Yankees (lost 7-3 & 8-5) and first DH vs. Kansas City at home since Sept. 9, 1978 (won 3-2 & 4-2).

BATTING: Finished seventh in the American League in batting average (.268), after leading the league with a club record .282 mark in 2002... The Angels ranked first in the AL for fewest strikeouts (838) and second in stolen bases (129)... The club set records for home runs in a game (7), June 4 at Montreal (PR) and tied the franchise mark with 18 strikeouts, June 5 at Montreal (PR-14 inn.)... Anaheim was shutout 12 times (8 in 2002)... The club posted 190 home runs and 486 walks, ranking 12th and ninth in league... The Angels' posted four grand slams, including two by Scott Spiezio (Fullmer & Anderson)... The Angels hit .267 at home, .270 on road, .269 vs. LHP and .268 vs. RHP... Anaheim posted a .269 average with runners in scoring position (.293 with less than two outs)... Angels designated hitters batted .256 with 20 home runs and 86 RBI, compared to .280, 24 HR and 86 RBI in 2002... Pinch-hitters registered a .313 average with one home run and 18 RBI... Tim Salmon set club career records in runs scored (941), total bases (2,803) and walks (927) and increased his records in extra base hits (634), home runs (288), RBI (966) and strikeouts (1,275)... Garret Anderson set the Angels' all-time hits record (1,633) and increased his doubles mark (349).

PITCHING: Finished with a 4.28 ERA, ranking sixth in the AL (3.69 in 2002)... The ERA marked the first season without a decrease since 2000... The bullpen finished 20-14 with a 3.15 ERA (503.1 IP - 176 ER) with 39 saves in 52 chances (75%)... The ERA led the AL for the second straight season... The pen walked 178 and struck out 433 in that span... Troy Percival led the way with 33 saves, including a club record 20 straight, June 8-Aug. 22... Starters compiled a 57-71 record with five complete games, two shutouts and a 4.90 ERA (928 IP - 505 ER)... Overall, the staff posted nine shutouts... The Angels ranked 10th in the AL in strikeouts (980), led by John Lackey (151)... Six Angels pitchers finished with a record above .500... The club's average against was .261, fourth in the AL... Percival increased his club record in games (527) and saves (283)... The club allowed a franchise-record 10 grand slams, while Francisco Rodriguez set the club rookie mark with 12 home runs allowed.

FIELDING: Ranked ninth in the league with a club record .982 fielding percentage (second in 2002)... The Angels committed 105 errors in 162 games (87 in 2002)... Of the 105 miscues, 17 were committed by pitchers, seven by catchers, 10 by first basemen, nine by second basemen, 27 by third basemen, 18 by shortstops and 17 by outfielders... Angels outfielders combined for 26 assists... The errors and 11 passed balls accounted for 63 unearned runs (49 in 2002)... The Angels utilized the services of 19 pitchers, four catchers, six first basemen, six second basemen, seven third basemen, five shortstops and 13 outfielders... The Angels set a club record for fewest assists in a season with 1,517... Troy Glaus set the club career record for games played at third base (759) and Garret Anderson (1,274) passed Tim Salmon's club record in career games played in the outfield.



2003 Season In Review




DISABLING INJURIES:Used the disabled list 12 times (12 players) in 2003...Angels players together missed a total of 556 games when on the disabled list, equivalent to 3.43 seasons on the DL...Five Angels finished the season on the disabled list:

Matt Wise - RHP	Recovery "Tommy John" surgery right elbow (March 18 - 29); Transferred to 60-day DL (March 29 -)
Aaron Sele - RHP	Recovery right shoulder surgery (March 26 - May 8)
Adam Kennedy - INF	Strained right hamstring (April 7 - April 22)
Kevin Appier - RHP	Strained flexor muscle in right forearm (April 20 - May 7)
Darin Erstad - OF	Tendinitis of lower right hamstring (April 20 - June 9)
Troy Percival - RHP	Strained right gluteus; sore right hip (May 23 - June 6)
Mickey Callaway - RHP	Tendinitis right shoulder (June 6 - July 23)
Brad Fullmer - INF	Recovery from right knee surgery (June 24 -)
Troy Glaus - INF	Partial tear right rotator cuff and frayed labrum (July 22 -)
Darin Erstad - OF	Lower right hamstring tendinitis (Aug. 9 -)
David Eckstein - INF	Nerve irritation right hamstring (Aug. 18 - Sept. 8)
Bengie Molina - C	Fractured left wrist (60-day; Sept. 4 -)

THE GENE AUTRY TROPHY: Outfielder Garret Anderson was the 2003 recipient of The Gene Autry Trophy...The award, voted by players, is given to the Angel who is most deserving as team Most Valuable Player...Anderson finished with a .315 average (201/638), 80 runs scored, 49 doubles, four triples, 29 home runs, 116 RBI, 42 walks and six stolen bases in 159 games...He became first Angel to claim the team triple crown since Chili Davis in 1994...The only others to accomplish the feat in club history are Rick Reichardt (1968) and Wally Joyner (1987)...Anderson set career bests in games (tied), hits (third Angel with 200 in club history) and walks and led the club in average (6th in AL), games played, at-bats (6th in AL), runs scored, hits (4th in AL), total bases (345; T5th in AL), doubles (T1st in AL), home runs and RBI (5th in AL)...He also ranked among AL leaders in multiple-hit games (59; 6th), slugging percentage (.541; 10th), extra-base hits (82; 4th), outfield assists (13, T2nd), road batting average (.339; T1st), runners in scoring position (.340; 9th), night batting average (.321; T8th), average vs. RHP (.318, T7th) and intentional walks (10; T8th)...Anderson tied the club record for home runs in a game (3; June 4 at Montreal - Puerto Rico), set the club career records in hits (1,633) and games played in the outfield (1,294) and increased his own doubles record (349)...He led the club in hits for the sixth time in his career, the most in club history, and posted 180 hits for the seventh straight season, the only Angel ever to do so...Anderson is the lone Angel with more than 100 RBI in four straight seasons...He was named as the starting left-fielder (replacement for Manny Ramirez) for the 74th All-Star Game in Chicago, joining third baseman Troy Glaus, as the first Angels' duo to start the Mid-Summer Classic since Rod Carew and Reggie Jackson in 1984...Anderson won the Century 21 HR Derby outlasting Albert Pujols in the final round...He (3/4, 1 2B, 1 HR, 2 RBI) left the game as the third Angel to capture game MVP honors, joining Fred Lynn (1983) and Leon Wagner (1962 - Game 2)...Anderson was the first player to claim both the HR Derby and MVP honors since Cal Ripken in 1991...He was named Pepsi AL Player of the Week (2nd time this season, first player to be named twice in '03) for the final week before the All-Star break and June 2-8...The Gene Autry Trophy honor is the fourth (1999, 2001 & 2002) of Anderson's career, equalling Bobby Knop for the most in club history.

ATTENDANCE:

Finished with a home attendance club record of 3,061,094, the third highest mark in the AL and fifth highest in the major leagues...The record surpasses the 1982 mark of 2,807,360...The Angels road attendance was 2,177,087 (80 dates), eighth highest in the circuit...Home attendance marked the sixth straight season above the two million mark, 20th time in club history, while road attendance figures marked the 11th time over two million fans...The Angels drew 755,537 more fans at home and 33,150 more fans on the road compared to 2002...The Angels set attendance game highs at Los Angeles (54,631; June 22) and Oakland (55,601; July 5)...The club also set home attendance game highs against 11 opponents, a season opener record (43,525 vs. Texas), a day game home record (43,766 vs. Los Angeles) and three-game series records at Edison Field (131,544; July 29-31 vs. New York - AL) and on the road (161,078; June 20-22 at Los Angeles)...Anaheim's season-high attendance at home was 43,871, July 31 vs. New York (AL)...The club enjoyed an Edison Field-record 25 sellouts in 2003 and own 60 in the history of the renovated ballpark...The Angels also established a new franchise record in total attendance on the season, drawing 5,238,181 (3,061,094 at home; 2,177,087 on road)...For the first time in baseball history, two teams in the same market each drew more than 3 million fans in the same season (LA - 3,138,626)...In fact, of the five teams that drew more than 3 million in 2003, four are on the West Coast (Ana, LA, SF & Sea.).





Come-From-Behind Wins (35)

NO.	DATE	OPPONENT	H/R	SCORE
1	4/11	Oakland	H	9-5
2	4/12	Oakland	H	9-4
3	4/13	Oakland	H	8-2
4	4/16	Texas	R	9-8
5	4/19	Seattle	H	7-6
6	5/6	Cleveland	H	6-1
7	5/7	Cleveland	H	6-5
8	5/14	New York	R	5-3
9	5/16	Boston	R	6-5
10	5/17	Boston	R	6-2
11	5/20	Baltimore	H	7-6
12	6/8	Florida	R	8-5
13	6/10	Philadelphia	H	2-1
14	6/11	Philadelphia	H	5-3
15	7/1	Texas	H	7-5
16	7/9	Kansas City	H	5-3
17	7/12	Minnesota	H	6-1
18	7/13	Minnesota	H	8-3
19	7/22	Tampa Bay	R	3-1
20	8/8	Cleveland	R	5-1
21	8/11	Chicago	H	10-8
22	8/13	Chicago	H	2-1
23	8/16	Detroit	H	11-7
24	8/17	Detroit	H	11-6
25	8/21	Detroit	R	10-7
26	8/22	Detroit	R	6-5
27	8/23	Detroit	R	14-8
28	9/6	Kansas City (1)	H	6-5
29	9/6	Kansas City (2)	H	3-1
30	9/8	Oakland	R	3-1
31	9/14	Seattle	R	2-1
32	9/16	Oakland	H	6-5
33	9/21	Texas	R	11-6
34	8/26	Texas	H	5-3
35	9/28	Texas	H	4-1

2003 Games Won And Lost In Last At-Bat

WON (9)					LOST (12)						
NO.	DATE	OPPONENT	H/R	D/N	DESCRIPTION	NO.	DATE	OPPONENT	H/R	D/N	DESCRIPTION
1	4/19	Seattle	H	N	3 runs in 9th to win 7-6	1	4/20	Seattle	H	D	2 runs in 9th to lose 7-6
2	5/20	Baltimore	H	N	2 runs in 9th to win 7-6	2	4/27	Boston	H	D	2 runs in 14th to lose 6-4*
3	7/28	Oakland	H	N	2 runs in 8th to win 2-1	3	5/22	Baltimore	H	N	4 runs in the 9th to lose 7-4*
4	8/8	Cleveland	R	N	5 runs in 9th to win 5-2*	4	6/5	Montreal	A	N	3 runs in the 14th to lose 8-7
5	8/13	Chicago	H	N	1 run in 8th to win 2-1	5	7/6	Oakland	A	D	1 run in the 9th to lose 6-5
6	8/23	Detroit	R	N	6 runs in 14th to win 14-8	6	7/18	Baltimore	A	N	1 run in the 8th to lose 6-5*
7	9/16	Oakland	H	N	3 runs in 9th to win 6-5*	7	7/31	New York (AL)	H	D	1 run in the 10th to lose 2-1
8	9/23	Seattle	H	N	1 run in 11th to win 2-1*	8	8/9	Cleveland	A	D	1 run in the 13th to lose 3-2
9	9/26	Texas	H	N	2 runs in 8th to win 5-3	9	8/18	Chicago	A	N	2 runs in the 9th to lose 4-2*
						10	8/24	Detroit	A	D	2 runs in the 9th to lose 10-9*
						11	9/3	Minnesota	A	D	2 runs in the 9th to lose 6-5
						12	9/13	Seattle	A	N	5 runs in the 8th to lose 5-1*

* Denotes game winning home run

Win/Loss Record By Day Of Week

Day	Team Record
Monday	4-8
Tuesday	11-14
Wednesday	14-10
Thursday	9-12
Friday	12-14
Saturday	15-12
Sunday	12-15
Total	77-85

Win/Loss Record By Starter

Starter	Team Record
Lackey	12-21
Callaway	2-2
Ortiz	17-15
Appier	12-7
Washburn	14-18
Shields	6-7
Sele	12-13
Gregg	2-1
Bootcheck	0-1
Total	77-85

2003 Transactions



January

- 6: Agreed to terms on one-year contract with **Brad Fullmer (DH/INF)**.
- 14: Agreed to terms on one-year contract with **Adam Kennedy (INF)**.
- 21: Placed **Lou Pote (RHP)** on waivers for the purpose of giving him his unconditional release.
- 22: Agreed to terms on minor league contract with **Rich Rodriguez (LHP)**, **Oscar Salazar (INF)** and **Adam Riggs (INF)** and invited them to spring training as non-roster players.
- 28: Agreed to terms on one-year contract with **Scott Schoeneweis (LHP)**.

February

- 21: Agreed to terms on one-year contracts with **Francisco Rodriguez (RHP)**, **Mickey Callaway (RHP)**, **Bobby Jenks (RHP)**, **Rich Fischer (RHP)** and **Robb Quinlan (OF)**.
- 24: Agreed to terms on one-year contracts with **Bart Miadich (RHP)**, **Derrick Turnbow (RHP)** and **Jeff DaVanon (OF)**.
- 27: Agreed to terms on one-year contracts with **Brendan Donnelly (RHP)**, **Matt Wise (RHP)**, **Steve Green (RHP)**, **Jose Molina (C)**, **Chone Figgins (INF)** and **Barry Wesson (OF)**.

March

- 1: Agreed to terms on one-year contracts with **Ben Weber (RHP)**, **Scot Shields (RHP)**, **Mark Lukasiewicz (LHP)**, **Alfredo Amezaga (INF)** and **Nathan Haynes (OF)**.
- 2: Agreed to terms on a one-year contract with **David Eckstein (INF)**; Renewed the contracts of **Shawn Woolen (INF/C)** and **John Lackey (RHP)**.
- 3: Sent **Dallas McPherson (INF)**, **Jason Hill (C)** and **Jared Abruzzo (C)** to minor league camp.
- 5: Claimed **Eric Cyr (LHP)** off waivers from the San Diego Padres.
- 9: Reassigned **Ryan Budde (C)**, **Kenny James (OF)**, **Casey Kotchman (INF)**, **Jeff Mathis (C)**, **Tony Milo (LHP)**, **Tommy Murphy (INF)**, and **Mike O'Keefe (INF)** to minor league camp.
- 10: Optioned **Rich Fischer (RHP)** to double-A Arkansas.
- 11: Optioned **Eric Cyr (LHP)** to double-A Arkansas and reassigned **Brandon Emanuel (RHP)** to minor league camp.
- 13: Optioned **Steve Green (RHP)** to triple-A Salt Lake, **Derrick Turnbow (RHP)** to double-A Arkansas and **Bobby Jenks (RHP)** to single-A Rancho Cucamonga.
- 14: Optioned **Nathan Haynes (OF)** and **Barry Wesson (OF)** to triple-A Salt Lake; Reassigned **Trent Durrington (C)**, **Tom Gregorio (C)**, **Jeff Guiel (INF)**, **Keith Johnson (INF)**, **Adam Riggs (INF)** and **Oscar Salazar (INF)** to minor league camp.
- 18: Placed **Matt Wise (RHP)** on 15-day disabled list due to torn ulnar collateral ligament in his right elbow.
- 19: Optioned **Robb Quinlan (OF)** to triple-A Salt Lake; Reassigned **Dusty Bergman (LHP)**, **Kevin Gregg (RHP)**, **Matt Hensley (RHP)**, **Gary Johnson (OF)** and **Jason Secoda (RHP)** to minor league camp.
- 26: Placed **Aaron Sele (RHP)** on 15-day disabled list; Optioned **Bart Miadich (RHP)** to triple-A Salt Lake and reassigned **Chris Bootcheck (RHP)** to minor league camp.
- 29: Optioned **Alfredo Amezaga (INF)**, **Chone Figgins (INF)**, **Wil Nieves (C)**, **Jeff DaVanon (OF)** and **Mark Lukasiewicz (LHP)** to Salt Lake; Reassigned **Rich Rodriguez (LHP)** and **Doug Nickle (RHP)** to minor league camp; Selected contract of **Julio Ramirez (OF)** from Salt Lake; Transferred **Matt Wise (RHP)** from 15-day disabled list to 60-day DL.

April

- 2: Claimed **Elio Serrano (RHP)** off waivers from Philadelphia; Designated **Mark Lukasiewicz (LHP)** for assignment.
- 7: Placed **Adam Kennedy (INF)** on 15-day disabled list (retroactive to April 3) due to strained right hamstring; Recalled **Chone Figgins (INF)** from Salt Lake.
- 22: Placed **Kevin Appier (RHP)** on 15-day disabled list (retroactive to April 20) due to strained flexor muscle right forearm; Activated **Adam Kennedy (INF)** from 15-day disabled list; Optioned **Chone Figgins (INF)** to Salt Lake; Recalled **Jeff DaVanon (OF)** from Salt Lake.
- 23: Selected the contract of **Rich Rodriguez (LHP)**; Outrighted **Julio Ramirez (OF)** to Salt Lake; Placed **Frankie Rodriguez (RHP)** on bereavement list (death of family member) and recalled **Derrick Turnbow (RHP)** from Salt Lake; Announced **Eric Cyr (LHP)** has been claimed off special waivers by Cincinnati organization.
- 26: Placed **Darin Erstad (OF)** on 15-day disabled list (retroactive to April 20) due to tendinitis low right hamstring; Selected contract of **Gary Johnson (OF)**.
- 28: Returned **Derrick Turnbow (RHP)** to Salt Lake; Reinstated **Francisco Rodriguez (RHP)** from bereavement list.



2003 Transactions

May

- 1: Claimed **Eric Cyr (LHP)** from Cincinnati Reds' organization and assigned him to Arkansas; Designated **Elio Serrano (RHP)** for assignment.
- 5: Outrighted **Elio Serrano (RHP)** to Salt Lake.
- 7: Designated **Rich Rodriguez (LHP)** for assignment; Activated **Kevin Appier (RHP)** from disabled list.
- 8: Optioned **Gary Johnson (OF)** to Salt Lake.
- 9: Activated **Aaron Sele (RHP)** from disabled list; Outrighted **Rich Rodriguez (LHP)** to Salt Lake.
- 23: Placed **Troy Percival (RHP)** on 15-day disabled list due to strained right gluteus muscle and irritated right hip; Recalled **Chone Figgins (INF)** from Salt Lake.

June

- 6: Optioned **Chone Figgins (INF)** to Salt Lake; Recalled **Bart Miadich (RHP)** from Salt Lake; Placed **Mickey Callaway (RHP)** on 15-day disabled list due to tendinitis right shoulder.
- 7: Activated **Troy Percival (RHP)** from 15-day disabled list.
- 8: Optioned **Bart Miadich (RHP)** to Salt Lake.
- 9: Activated **Darin Erstad (OF)** from 15-day disabled list.
- 26: Placed **Brad Fullmer (DH)** on 15-day disabled list due to ruptured right patella tendon; Recalled **Chone Figgins (INF)** from Salt Lake.

July

- 12: Agreed to terms on two-year contract extension through 2007 with club option for 2008 with **Mike Scioscia (MGR)**.
- 23: Placed **Troy Glaus (INF)** on 15-day disabled list (retroactive to July 22) due to right shoulder contusion; Recalled from rehabilitation and activated from disabled list **Mickey Callaway (RHP)**.
- 24: Optioned **Chone Figgins (INF)** to Salt Lake.
- 25: Recalled **Alfredo Amezaga (INF)** from Salt Lake.
- 28: Released **Mickey Callaway (RHP)**; Recalled **Robb Quinlan (OF)** from Salt Lake.
- 29: Acquired **Gary Glover (LHP)**, **Tim Lincecum (LHP)** and **Scott Dunn (RHP)** from Chicago White Sox in exchange for **Scott Schoeneweis (LHP)** and **Doug Nickle (RHP)**.
- 30: Released **Kevin Appier (RHP)**; Purchased contract of **Greg Jones (RHP)** from Salt Lake.

August

- 8: Designated **Benji Gil (INF)** for assignment; Selected contract of **Kevin Gregg (RHP)** from Salt Lake.
- 9: Optioned **Kevin Gregg (RHP)** to Salt Lake; Recalled **Bart Miadich (RHP)** from Salt Lake; Placed **Darin Erstad (OF)** in 15-day disabled list (retroactive to Aug. 7) due to lower right hamstring tendinitis; Recalled **Chone Figgins (INF)** from Salt Lake.
- 13: Optioned **Bart Miadich (RHP)** to Salt Lake; Selected contract of **Adam Riggs (INF)** from Salt Lake.
- 18: Requested release waivers on **Benji Gil (INF)**.
- 19: Placed **David Eckstein (INF)** on 15-day disabled list (retroactive to Aug. 18) due to nerve irritation right hamstring; Selected contract of **Trent Durrington (INF)** from Salt Lake.

September

- 1: Recalled **Kevin Gregg (RHP)** and **Derrick Turnbow (RHP)** from Salt Lake; Selected contract of **Wilson Delgado (INF)** from Salt Lake; Wilson had contract purchased from Triple-A Memphis (St. Louis) by Salt Lake.
- 2: Recalled **Barry Wesson (OF)** from Salt Lake.
- 5: Placed **Bengie Molina (C)** on 60-day disabled list (retroactive to Sept. 4); Selected contracts of **Tom Gregorio (C)** and **Chris Bootcheck (RHP)**; Designated **Bart Miadich (RHP)** for assignment.
- 8: Activated **David Eckstein (INF)** from 15-day disabled list; Outrighted **Bart Miadich (RHP)** to Salt Lake.

October

- 3: Outrighted off 40-man roster **Wilson Delgado (INF)**, **Trent Durrington (INF)**, **Adam Riggs (INF)**, **Nathan Haynes (OF)**, **Gary Glover (RHP)** and **Eric Cyr (LHP)**.
- 6: Released **Matt Wise (RHP)**.
- 15: Released **Brad Fullmer (DH/INF)**.

2003-2004 Transactions



November

- 20: Added **Steve Andrade (RHP)**, **Tim Bittner (RHP)**, **Jake Woods (RHP)** and **Dallas McPherson (INF)** to 40-man roster.
- 24: Agreed to terms on three-year contract with free agent **Kelvim Escobar (RHP)**.

December

- 9: Agreed to terms on four-year contract with free agent **Bartolo Colon (RHP)**.
- 18: Agreed to terms on three-year contract with **Adam Kennedy (INF)**.
- 19: Agreed to terms on two-year contract with one-year club option with free agent **Jose Guillen (OF)**.
- 20: Contracts tendered to 27 players and non-tendered **Shawn Wooten (INF)**.

January

- 12: Agreed to terms on five-year contract with a one-year club option with free agent **Vladimir Guerrero (OF)**.
- 14: Agreed to terms on one-year contract with **Shane Halter (INF)**.
- 15: Designated **Gary Johnson (OF)** for assignment.
- 15: Invited to spring training as non-roster player invitees **Jared Abruzzo (C)**, **Erick Aybar (INF)**, **Dusty Bergman (LHP)**, **Ryan Budde (C)**, **Alberto Callaspo (INF)**, **Eric Cyr (LHP)**, **Scott Dunn (RHP)**, **Brian Gordon (OF)**, **Nick Gorneault (OF)**, **Matt Hensley (RHP)**, **Casey Kotchman (INF)**, **Jeff Mathis (C)**, **Tommy Murphy (INF)**, **Josh Paul (C)**, **Adam Riggs (INF)**, **Ervin Santana (RHP)**, **Brian Specht (INF)** and **Pete Zamora (LHP)**.
- 16: Announced **Gary Johnson (OF)** has cleared waivers, assigned to Salt Lake and invited to spring training as non-roster player.
- 20: Agreed to terms on one-year contracts with **Jarrod Washburn (LHP)** and **Ben Weber (RHP)**, thus avoiding arbitration.



Vladimir Guerrero



2003 Day-By-Day

Pitcher In Caps Represents Complete Game

Game	Date	Opp.	W-L	Score	WINNER	LOSER	Rec.	Pos.	GA/GB	Attd.	Total
1	3/30	TEX	L	3-6	Valdes (1-0)	Lackey (0-1)	0-1	4	-1	43,525*	43,525
-	3/31	-	-	-	OFF	DAY	-	4	-1	-	-
2	4/1	TEX	W	10-0	Callaway (1-0)	Park (0-1)	1-1	T2	-1/2	43,267*	86,792
3	4/2	TEX	W	11-5	Ortiz (1-0)	Thompson (0-1)	2-1	2	-1/2	25,821	112,613
-	4/3	-	-	-	OFF	DAY	-	T1	---	-	-
4	4/4	@ OAK	L	3-7	Lilly (1-0)	Appier (0-1)	2-2	T2	-1	18,138	18,138
5	4/5	@ OAK	L	2-4	Halama (1-0)	Washburn (0-1)	2-3	T2	-2	23,436	41,574
6	4/6	@ OAK	L	6-7	Bradford (1-0)	F. Rodriguez (0-1)	2-4	3	-3	30,140	71,714
-	4/7	-	-	-	OFF	DAY	-	3	-3	-	-
7	4/8	@ SEA	L	0-5	Moyer (1-1)	Ortiz (1-1)	2-5	T3	-4	45,931	117,645
8	4/9	@ SEA	W	5-1	Appier (1-1)	Piniero (0-1)	3-5	3	-4	35,492	153,137
9	4/10	@ SEA	W	3-0	Washburn (1-1)	Franklin (0-1)	4-5	T2	-3	32,746	185,883
10	4/11	OAK	W	9-5	Lackey (1-1)	Hudson (1-1)	5-5	2	-2	43,707*	156,320
11	4/12	OAK	W	9-4	Weber (1-0)	Halama (1-1)	6-5	2	-1	43,449*	199,769
12	4/13	OAK	W	8-2	Ortiz (2-1)	Zito (2-1)	7-5	T1	---	38,149	237,918
13	4/14	@ TEX	L	0-4	Valdes (2-1)	Appier (1-2)	7-6	T1	---	24,296	210,179
14	4/15	@ TEX	L	4-5	Lewis (2-0)	Washburn (1-2)	7-7	T2	-1	18,152	228,331
15	4/16	@ TEX	W	9-8	F. Rodriguez (1-1)	Cordero (1-2)	8-7	T1	---	19,014	247,345
16	4/17	@ TEX	L	7-9	Drese (1-1)	Callaway (1-1)	8-8	T2	-1	18,492	265,837
17	4/18	SEA	L	2-8	Moyer (2-1)	Ortiz (2-2)	8-9	3	-2	34,658	272,576
18	4/19	SEA	W	7-6	F. Rodriguez (2-1)	Sasaki (1-1)	9-9	3	-1	43,536*	316,112
19	4/20	SEA	L	6-7	Hasegawa (1-0)	Percival (0-1)	9-10	3	-2	28,942	345,054
-	4/21	-	-	-	OFF	DAY	-	3	-2	-	-
20	4/22	NYN	L	3-8	Weaver (2-0)	Lackey (1-2)	9-11	3	-3	38,343	383,397
21	4/23	NYN	L	2-9	Clemens (4-0)	Callaway (1-2)	9-12	T3	-4	38,340	421,737
22	4/24	NYN	W	6-2	Ortiz (3-2)	Peltite (3-1)	10-12	T3	-4	39,169	460,906
23	4/25	BOS	L	2-5	Fossum (2-1)	Washburn (1-3)	10-13	T3	-5	37,203	498,109
24	4/26	BOS	W	3-1	Shields (1-0)	BURKETT (1-2)	11-13	3	-4	43,514*	541,623
25	4/27	BOS	L	4-6 (14)	Mendoza (1-0)	Callaway (1-3)	11-14	T3	-5	43,690*	585,213
-	4/28	-	-	-	OFF	DAY	-	T3	-5	-	-
26	4/29	@ CLE	W	10-1	ORTIZ (4-2)	Rodriguez (2-2)	12-14	T3	-5	16,667	282,504
27	4/30	@ CLE	W	6-2	Washburn (2-3)	Anderson (2-3)	13-14	T3	-4	15,761	298,265
-	5/1	@ CLE	-	-	RAINED	OUT	13-14	3	-3 1/2	-	-
28	5/2	@ TOR	L	1-3	LIDLE (4-2)	Lackey (1-3)	13-15	3	-4 1/2	17,799	316,064
29	5/3	@ TOR	L	1-7	Davis (1-0)	Shields (1-1)	13-16	4	-5 1/2	21,007	337,071
30	5/4	@ TOR	L	2-8	Hendrickson (2-4)	Ortiz (4-3)	13-17	4	-6 1/2	21,513	358,584
-	5/5	-	-	-	OFF	DAY	13-17	4	-6 1/2	-	-
31	5/6	CLE	W	6-1	WASHBURN (3-3)	Rodriguez (2-3)	14-17	3	-6 1/2	25,043	610,356
32	5/7	CLE	W	6-5	Shields (2-1)	Elder (1-1)	15-17	3	-5 1/2	24,063	634,419
33	5/8	CLE	W	7-1	Appier (2-2)	Davis (2-4)	16-17	3	-4 1/2	27,957	662,376
34	5/9	TOR	W	6-1	Sele (1-0)	Davis (1-1)	17-17	3	-4 1/2	42,820	705,196
35	5/10	TOR	L	4-7	Hendrickson (3-4)	Ortiz (4-4)	17-18	3	-4 1/2	43,661*	748,857
36	5/11	TOR	L	2-4	Halladay (3-2)	Washburn (3-4)	17-19	3	-5 1/2	32,129	780,986
-	5/12	-	-	-	OFF	DAY	17-19	3	-5 1/2	-	-
37	5/13	@ NYN	W	10-3	Lackey (2-3)	Mussina (7-1)	18-19	3	-5 1/2	37,750	396,334
38	5/14	@ NYN	W	5-3	F. Rodriguez (3-1)	Wells (5-1)	19-19	3	-4 1/2	33,647	429,981
39	5/15	@ NYN	L	4-10	Weaver (3-1)	Sele (1-1)	19-20	3	-5 1/2	29,670	459,651
40	5/16	@ BOS	W	6-5	F. Rodriguez (4-1)	Embrex (2-1)	20-20	3	-5 1/2	33,170	492,821
41	5/17	@ BOS	W	6-2	Washburn (4-4)	Timlin (3-2)	21-20	3	-5 1/2	33,327	526,148
42	5/18	@ BOS	L	3-5	Burkett (2-2)	Lackey (2-4)	21-21	3	-6 1/2	33,347	559,495
-	5/19	-	-	-	OFF	DAY	21-21	3	-6 1/2	-	-
43	5/20	BAL	W	7-6	Schoeneweis (1-0)	Julio (0-3)	22-21	3	-6 1/2	24,657	805,643
44	5/21	BAL	L	6-7	Ponson (5-3)	Sele (1-2)	22-22	3	-6 1/2	24,000	829,643
45	5/22	BAL	L	4-7	Percival (0-2)	Roberts (3-1)	22-23	3	-7 1/2	28,958	858,601
46	5/23	TB	L	1-3	Gonzalez (1-1)	Washburn (4-5)	22-24	4	-8 1/2	37,902	896,503
47	5/24	TB	W	7-2	Lackey (3-4)	Kennedy (3-4)	23-24	3	-7 1/2	41,414	937,917
48	5/25	TB	W	6-1	Appier (3-2)	Brazelton (0-4)	24-24	3	-6 1/2	34,777	972,694
-	5/26	-	-	-	OFF	DAY	24-24	3	-6 1/2	-	-

2003 Day-By-Day



Pitcher In Caps Represents Complete Game

Game	Date	Opp.	W-L	Score	WINNER	LOSER	Rec.	Pos.	GA/GB	Attd.	Total
49	5/27	@ BAL	L	4-12	POINSON (6-3)	Sele (1-3)	24-25	3	-7 1/2	20,100	579,595
50	5/28	@ BAL	L	2-6	Johnson (5-2)	Ortiz (4-5)	24-26	3	-8 1/2	20,366	599,961
51	5/29	@ TB	W	2-1	Washburn (5-5)	Zambrano (1-3)	25-26	3	-8 1/2	8,876	608,837
52	5/30	@ TB	L	6-8	Brazellton (1-4)	Lackey (3-5)	25-27	3	-9 1/2	9,574	618,411
53	5/31	@ TB	W	6-1	Appier (4-2)	Kennedy (3-5)	26-27	3	-9 1/2	14,546	632,957
54	6/1	@ TB	W	9-4	Sele (2-3)	Reyes (0-2)	27-27	3	-9 1/2	15,313	648,270
	6/2	-	-	-	OFF	DAY		3	-9 1/2	-	-
55	6/3	@ MON	W	15-4	Ortiz (5-5)	Ohka (4-6)	28-27	3	-9 1/2	10,034	658,304
56	6/4	@ MON	W	11-2	Washburn (6-5)	Kim (0-1)	29-27	3	-9 1/2	10,501	668,805
57	6/5	@ MON	L	7-8 (14)	Eischen (1-0)	Callaway (2-4)	29-28	3	-10 1/2	10,598	679,403
58	6/6	@ FLA	L	1-4	Pavano (5-6)	Appier (4-3)	29-29	3	-10 1/2	13,188	692,591
59	6/7	@ FLA	W	9-2	Sele (3-3)	Phelps (2-1)	30-29	3	-10	23,483	716,074
60	6/8	@ FLA	W	8-5	Ortiz (6-5)	Penny (4-4)	31-29	3	-10 1/2	12,620	728,694
61	6/9	PHI	L	0-3	Padilla (5-7)	Washburn (6-6)	31-30	3	-11	25,902	998,596
62	6/10	PHI	W	2-1	Lackey (4-5)	Duckworth (3-2)	32-30	3	-10	34,037	1,032,633
63	6/11	PHI	W	5-3	Weber (2-0)	Myers (5-6)	33-30	3	-9	31,130	1,063,763
	6/12	-	-	-	OFF	DAY	33-30	3	-9 1/2	-	-
64	6/13	NYM	L	3-7	Bacsik (1-1)	Sele (3-4)	33-31	3	-10 1/2	38,294	1,102,557
65	6/14	NYM	W	13-3	Ortiz (7-5)	Roach (0-1)	34-31	3	-9 1/2	43,449*	1,145,506
66	6/15	NYM	L	0-8	TRACHSEL (5-4)	Washburn (6-7)	34-32	3	-10 1/2	43,721*	1,189,227
67	6/16	@ SEA	L	3-6	Piniero (6-5)	Lackey (4-6)	34-33	3	-11 1/2	41,599	770,293
68	6/17	@ SEA	L	4-8	Franklin (6-4)	Appier (4-4)	34-34	3	-12 1/2	39,054	809,347
69	6/18	@ SEA	L	0-2	Garcia (8-6)	Sele (3-5)	34-35	3	-13 1/2	43,473	852,820
70	6/19	@ SEA	W	2-0	Ortiz (8-5)	Moyer (10-4)	35-35	3	-12 1/2	45,758	898,578
71	6/20	@ LA	L	2-5	Nomo (8-6)	Washburn (6-8)	35-36	3	-12 1/2	54,573	953,151
72	6/21	@ LA	L	2-4	Ashby (2-4)	Lackey (4-7)	35-37	3	-13 1/2	51,874	1,005,025
73	6/22	@ LA	W	6-3	Appier (5-4)	Brown (10-2)	36-37	3	-12 1/2	54,631	1,059,656
	6/23	-	-	-	OFF	DAY	36-37	3	-12 1/2	-	-
74	6/24	SEA	L	4-6	Garcia (9-6)	Sele (3-6)	36-38	3	-13 1/2	39,121	1,228,348
75	6/25	SEA	W	6-3	Ortiz (9-5)	Moyer (10-5)	37-38	3	-12 1/2	40,651	1,268,999
76	6/26	SEA	L	6-10	Meche (10-3)	Washburn (6-9)	37-39	3	-13 1/2	32,889	1,301,888
77	6/27	LA	W	3-0	Lackey (5-7)	Brown (10-3)	38-39	3	-13 1/2	43,700*	1,345,588
78	6/28	LA	W	3-1	Appier (6-4)	Ishii (7-3)	39-39	3	-12 1/2	43,726*	1,389,314
79	6/29	LA	W	3-1	Sele (4-6)	Perez (4-7)	40-39	3	-11 1/2	43,766*	1,433,080
80	6/30	TEX	L	3-6	Thomson (5-9)	Ortiz (9-6)	40-40	3	-12 1/2	28,328	1,461,408
81	7/1	TEX	W	7-5	Washburn (7-9)	Valdes (6-5)	41-40	3	-11 1/2	26,115	1,488,123
82	7/2	TEX	W	5-0	LACKEY (6-7)	Benoit (3-4)	42-40	3	-11 1/2	33,114	1,521,237
83	7/3	TEX	L	5-6	Mounce (1-2)	Appier (6-5)	42-41	3	-11 1/2	42,579	1,563,816
84	7/4	@ OAK	W	1-0	Sele (5-6)	MULDER (11-6)	43-41	3	-10 1/2	33,134	1,092,790
85	7/5	@ OAK	W	6-3	Ortiz (10-6)	Harang (1-3)	44-41	3	-10 1/2	55,801	1,148,391
86	7/6	@ OAK	L	5-6	Foulke (6-1)	Schoeneweis (1-1)	44-42	3	-10 1/2	25,084	1,173,475
	7/7	-	-	-	OFF	DAY	44-42	3	-10 1/2	-	-
87	7/8	KC	L	0-4	May (3-4)	Lackey (6-8)	44-43	3	-11 1/2	34,283	1,593,099
88	7/9	KC	W	5-3	Rodriguez (5-1)	Affeldt (5-5)	45-43	3	-10 1/2	34,196	1,632,295
89	7/10	KC	W	7-1	Sele (6-6)	George (9-6)	46-43	3	-9 1/2	38,836	1,671,131
90	7/11	MIN	W	5-0	Ortiz (11-6)	Santana (4-2)	47-43	3	-9 1/2	43,442*	1,714,573
91	7/12	MIN	W	6-1	Washburn (8-9)	Radke (5-9)	48-43	3	-8 1/2	43,174*	1,757,747
92	7/13	MIN	W	8-3	Lackey (7-8)	Lohse (6-8)	49-43	3	-8 1/2	38,835	1,796,582
	7/14-16	-	-	-	ALL-STAR BREAK @ CHICAGO WS		49-43	3	-8 1/2	-	-
93	7/17	@ BAL	L	1-2	Lopez (3-5)	Ortiz (11-7)	49-44	3	-8 1/2	32,554	1,206,029
94	7/18	@ BAL	L	5-6	Ligtenberg (1-1)	Rodriguez (5-2)	49-45	3	-9 1/2	33,612	1,239,641
95	7/19	@ BAL	L	4-8	Ponson (13-5)	Appier (6-6)	49-46	3	-9 1/2	37,507	1,277,148
96	7/20	@ BAL	L	6-7	Johnson (8-4)	Lackey (7-10)	49-47	3	-9 1/2	40,046	1,317,194
97	7/21	@ TB	L	2-3	Bell (2-2)	Sele (6-7)	49-48	3	-9 1/2	9,673	1,326,867
98	7/22	@ TB	W	3-1	Ortiz (12-7)	Kennedy (3-7)	50-48	3	-9 1/2	21,241	1,348,108
99	7/23	@ TEX	L	9-12	Ramirez (1-0)	Washburn (8-10)	50-49	3	-10 1/2	24,093	1,372,201
100	7/24	@ TEX	W	10-6	Appier (7-6)	Benoit (5-5)	51-49	3	-9 1/2	28,478	1,400,679
101	7/25	OAK	L	2-3	Lilly (6-8)	Donnelly (0-1)	51-50	3	-10 1/2	43,797*	1,840,379
102	7/26	OAK	L	1-8	Harden (1-0)	Sele (6-8)	51-51	3	-11 1/2	43,279*	1,883,658
103	7/27	OAK	L	1-10	HUDSON (9-4)	Ortiz (12-8)	51-52	3	-11 1/2	40,342	1,924,000
104	7/28	OAK	W	2-1	Donnelly (1-1)	Rincon (6-4)	52-52	3	-10 1/2	38,402	1,962,402
105	7/29	NYN	L	2-6	Pettitte (13-6)	Appier (7-7)	52-53	3	-11 1/2	43,817*	2,006,219
106	7/30	NYN	L	0-8	CLEMENS (10-7)	Lackey (7-10)	52-54	3	-12 1/2	43,856*	2,050,075
107	7/31	NYN	L	1-2 (10)	Benitez (1-1)	Percival (0-3)	52-55	3	-13 1/2	43,871*	2,093,946



2003 Day-By-Day

Pitcher In Caps Represents Complete Game

Game	Date	Opp.	W-L	Score	WINNER	LOSER	Rec.	Pos.	GA/GB	Attd.	Total
108	8/1	TOR	W	5-0	Ortiz (13-8)	Halladay (15-3)	53-55	3	-12 1/2	42,635	2,136,581
109	8/2	TOR	L	1-6	Thurman (1-0)	Washburn (8-11)	53-56	3	-13 1/2	43,087*	2,179,668
110	8/3	TOR	L	0-4	Escobar (7-6)	Shields (2-2)	53-57	3	-14 1/2	42,198	2,221,866
-	8/4	-	-	-	OFF	DAY	53-57	3	-14 1/2	-	-
111	8/5	@ BOS	L	9-10	Timlin (4-3)	Donnelly (1-2)	53-58	3	-15 1/2	34,768	1,435,357
112	8/6	@ BOS	L	2-4	MARTINEZ (8-2)	Sele (6-9)	53-59	3	-15 1/2	35,040	1,470,397
113	8/7	@ BOS	L	3-9	Burkett (9-5)	Ortiz (13-9)	53-60	3	-15 1/2	34,579	1,504,967
114	8/8	@ CLE	W	5-2	Washburn (9-11)	Davis (7-9)	54-60	3	-14 1/2	26,175	1,531,142
115	8/9	@ CLE (1)	L	2-3 (13)	Cressend (1-0)	Weber (2-1)	54-61	3	-15 1/2	26,391	1,557,533
116	8/9	@ CLE (2)	L	2-3	Boyd (3-1)	Shields (2-3)	54-62	3	-16	20,116	1,577,649
117	8/10	@ CLE	L	1-3	Sabathia (10-7)	Lackey (7-11)	54-63	3	-17	23,576	1,601,225
118	8/11	CWS	W	10-8	Weber (3-1)	Colon (10-10)	55-63	3	-16	35,889	2,257,755
119	8/12	CWS	L	4-10	Wright (1-5)	Ortiz (13-10)	55-64	3	-17	36,458	2,294,213
120	8/13	CWS	W	2-1	Rodriguez (6-2)	Buehrle (10-12)	56-64	3	-17	37,563	2,331,776
121	8/14	CWS	W	5-1	Shields (3-3)	Garland (8-9)	57-64	3	-16	35,056	2,336,832
122	8/15	DET	W	3-1	Lackey (8-11)	Cornejo (5-12)	58-64	3	-16	43,174	2,410,006
123	8/16	DET	W	11-7	Glover (2-0)	Ledezma (3-7)	59-64	3	-15	42,337	2,452,343
124	8/17	DET	W	11-6	Ortiz (14-10)	Bonderman (6-16)	60-64	3	-15	40,745	2,493,088
125	8/18	@ CWS	L	2-4	Gordon (6-5)	WASHBURN (9-12)	60-65	3	-15.5	32,381	1,633,606
126	8/19	@ CWS	L	2-5	Garland (9-9)	Shields (3-4)	60-66	3	-16.5	22,396	1,656,002
127	8/20	@ CWS	L	3-5	Loaiza (16-6)	Lackey (8-12)	60-67	T3	-16.5	17,879	1,673,881
128	8/21	@ DET	W	10-7	Sele (7-9)	Roney (1-9)	61-67	3	-15.5	12,236	1,686,117
129	8/22	@ DET	W	6-5	Ortiz (15-10)	Bonderman (6-17)	62-67	3	-14.5	21,955	1,708,072
130	8/23	@ DET	W	14-8 (10)	Donnelly (2-2)	Spurling (1-2)	63-67	3	-13.5	26,463	1,734,535
131	8/24	@ DET	L	9-10	Walker (3-2)	Percival (0-4)	63-68	3	-13.5	17,382	1,751,917
-	8/25	-	-	-	OFF	DAY	63-68	3	-13	-	-
132	8/26	MIN	L	0-3	RADKE (10-10)	Lackey (8-13)	63-69	3	-14	35,415	2,528,503
133	8/27	MIN	W	5-4	Weber (4-1)	Rincon (3-6)	64-69	3	-14	36,323	2,564,826
134	8/28	MIN	L	1-6	Lohse (11-10)	Ortiz (15-11)	64-70	3	-15	33,760	2,598,586
135	8/29	@ KC	W	10-3	Washburn (10-12)	Gobble (2-3)	65-70	3	-15	23,836	1,775,753
-	8/30	@ KC	-	-	RAINED	OUT	65-70	3	-15 1/2	-	-
136	8/31	@ KC	W	7-4	Shields (4-4)	Anderson (10-11)	66-70	3	-15 1/2	21,324	1,797,077
-	8/31	@ KC	-	-	RAINED	OUT	66-70	3	-15 1/2	-	-
137	9/1	@ MIN	W	10-2	Lackey (9-13)	Rogers (11-7)	67-70	3	-15	22,208	1,819,285
138	9/2	@ MIN	L	6-12	Lohse (12-10)	Sele (7-10)	67-71	3	-16	13,307	1,832,592
139	9/3	@ MIN	L	5-6	Guardado (2-5)	Percival (0-5)	67-72	3	-16	11,434	1,844,026
-	9/4	-	-	-	OFF	DAY	67-72	3	-15 1/2	-	-
140	9/5	KC	L	0-5	ANDERSON (11-11)	Washburn (10-13)	67-73	3	-16.5	43,111	2,641,697
141	9/6	KC GM1	W	6-5	Weber (5-1)	Grimsley (2-5)	68-73	3	-16	-	2,641,697
142	9/6	KC GM2	W	3-1	Gregg (1-0)	WRIGHT (0-1)	69-73	3	-15	43,044*	2,684,741
143	9/7	KC	L	0-3	Abbott (1-0)	Lackey (9-14)	69-74	3	-15	38,943	2,723,684
144	9/8	@ DAK	W	3-1	Rodriguez (7-2)	Hudson (14-6)	70-74	3	-14	20,760	1,864,786
145	9/9	@ DAK	L	1-8	Duchscherer (1-0)	Bootcheck (0-1)	70-75	3	-15	17,253	1,882,039
146	9/10	@ DAK	L	0-3	Lilly (10-9)	Washburn (10-14)	70-76	3	-16	31,359	1,913,398
147	9/11	@ DAK	L	4-14	Harden (504)	Shields (4-5)	70-77	3	-17	26,755	1,940,153
148	9/12	@ SEA	L	4-7	Moyer (18-7)	Lackey (9-15)	70-78	3	-18	41,601	1,981,754
149	9/13	@ SEA	L	1-5	Garcia (12-14)	F. Rodriguez (7-3)	70-79	3	-19	45,552	2,027,306
150	9/14	@ SEA	W	2-1	Gregg (2-1)	Franklin (9-13)	71-79	3	-19	45,861	2,073,167
151	9/15	DAK	L	4-7	Lilly (11-9)	Ortiz (15-12)	71-80	3	-20	34,861	2,758,545
152	9/16	DAK	W	6-5	Turnbow (1-0)	Mecir (2-3)	72-80	3	-19	36,446	2,794,991
153	9/17	DAK	L	1-2	Zito (13-12)	Shields (4-6)	72-81	3	-20	32,503	1,827,494
-	9/18	-	-	-	OFF	DAY	72-81	3	-20	-	-
154	9/19	@ TEX	L	2-3	Dickey (9-8)	Lackey (9-16)	72-82	3	-20	23,725	2,096,892
155	9/20	@ TEX	L	4-13	Lewis (9-9)	Sele (7-11)	72-83	3	-20	47,506	2,144,398
156	9/21	@ TEX	W	11-6	Ortiz (16-12)	Mahay (3-1)	73-83	3	-20	32,869	2,177,087
157	9/22	SEA	L	1-5	MOYER (20-7)	Washburn (10-15)	73-84	3	-21	35,537	2,865,031
158	9/23	SEA	W	2-1 (11)	F. Rodriguez (8-3)	Hasegawa (2-4)	74-84	3	-21	37,645	2,900,676
159	9/24	SEA	W	4-0	LACKEY (10-16)	Meche (15-13)	75-84	3	-21	30,917	2,931,593
-	9/25	-	-	-	OFF	DAY	-	3	-21	-	-
160	9/26	TEX	W	5-3	Turnbow (2-0)	Mahay (3-3)	76-84	3	-20	43,485*	2,975,078
161	9/27	TEX	L	3-12	Lewis (10-9)	Ortiz (16-13)	76-85	3	-20	43,218*	3,018,296
162	9/28	TEX	W	4-1	Shields (5-6)	Thomson (13-14)	77-85	3	-19	42,798*	3,061,094

* Denotes sellout: 25 total

2003 Won-Lost Breakdown



	Home			Away			Totals		
	W	L	PCT.	W	L	PCT.	W	L	PCT.
Season	45	37	.549	32	48	.400	77	85	.475
Day Games	11	10	.524	10	14	.417	21	24	.467
Night Games	34	27	.557	22	34	.393	56	61	.479
vs. RH Starters	28	23	.549	21	36	.368	49	59	.454
vs. LH Starters	17	14	.548	11	12	.478	28	26	.519
One-Run Games	10	6	.625	6	14	.300	16	20	.444
Two-Run Games	10	4	.714	4	11	.267	14	15	.483
Extra Innings	1	2	.333	1	2	.333	2	4	.333
Shutouts	6	8	.429	3	4	.429	9	12	.429
Doubleheaders	2	0	1.000	0	2	1.000	2	2	.500
In March/April	8	7	.533	5	7	.417	13	14	.481
May	7	5	.583	6	8	.429	13	13	.500
June	7	6	.538	7	7	.500	14	13	.519
July	8	8	.500	4	7	.364	12	15	.444
Aug.	7	5	.583	7	10	.412	14	15	.483
Sept.	7	6	.538	4	9	.308	11	15	.423
All-Star Break	29	20	.592	20	23	.465	49	43	.533
Post-All-Star Break	16	17	.485	12	25	.324	28	42	.400
Vs. Oakland	5	5	.500	3	7	.300	8	12	.400
Seattle	4	5	.444	4	6	.400	8	11	.421
Texas	6	4	.600	3	6	.333	9	10	.474
A.L. WEST	15	14	.517	10	19	.345	25	33	.431
Vs. Cleveland	3	0	1.000	3	3	.500	6	3	.667
Chicago	3	1	.750	0	3	.000	3	4	.429
Detroit	3	0	1.000	3	1	.750	6	1	.857
Kansas City	4	3	.571	2	0	1.000	6	3	.667
Minnesota	4	2	.667	1	2	.333	5	4	.556
A.L. CENTRAL	17	6	.739	9	9	.500	26	15	.634
Vs. Baltimore	1	2	.333	0	6	.000	1	8	.111
Boston	1	2	.333	2	4	.333	3	6	.333
New York	1	5	.167	2	1	.667	3	6	.333
Tampa Bay	2	1	.667	4	2	.667	6	3	.667
Toronto	2	4	.333	0	3	.000	2	7	.222
A.L. EAST	7	14	.333	8	16	.333	15	30	.333
Vs. Florida	-	-	-	2	1	.667	2	1	.667
Los Angeles	3	0	1.000	1	2	.333	4	2	.667
Montreal	-	-	-	2	1	.667	2	1	.667
New York	1	2	.333	-	-	-	1	2	.333
Philadelphia	2	1	.667	-	-	-	2	1	.667
N.L. WEST/EAST	6	3	.667	5	4	.556	11	7	.611



2003 Angels Highs & Lows

Team Batting

Runs, Game, Angels	15 - June 3 at Montreal (San Juan)
Runs, Game, Opponents	14 - Sept. 11 at Oakland
Runs, Inning, Angels	7 - Sept. 21 at Texas (7th) & April 16 at Texas (7th)
Runs, Inning, Opponents	7 - Aug. 5 at Boston
Hits, Game, Angels	22 - June 3 at Montreal (San Juan)
Hits, Game, Opponents	18 - Sept. 27 vs. Texas & April 22 vs. New York
Hits, Inning, Angels	7 - Sept. 21 at Texas (7th)
Hits, Inning, Opponents	6 - 4 times; last, Sept. 2 at Minnesota (3rd)
Extra-Base Hits, Game, Angels	9 - Aug. 21 at Detroit, June 14 vs. New York Mets & June 4 at Montreal (San Juan)
Extra-Base Hits, Game, Opponents	7 - Sept. 20 at Texas, June 26 vs. Seattle & April 4 at Oakland
Home Runs, Game, Angels	7 - June 4 at Montreal (San Juan)
Home Runs, Game, Opponents	6 - Sept. 11 at Oakland
Home Runs, Inning, Angels	3 - June 3 at Montreal (1st, San Juan)
Home Runs, Inning, Opponents	2 - 10 times; last, Sept. 21 at Texas
Singles, Game, Angels	14 - Aug. 23 at Detroit & June 3 at Montreal (San Juan)
Singles, Game, Opponents	14 - Sept. 5 vs. Kansas City June 5 at Montreal (14 inn., San Juan)
Doubles, Game, Angels	6 - Aug. 21 at Detroit
Doubles, Game, Opponents	6 - April 18 vs. Seattle
Triples, Game, Angels	2 - 4 times; last, Aug. 21 at Detroit
Triples, Game, Opponents	3 - Aug. 22 at Detroit
Total Bases, Game, Angels	42 - June 3 at Montreal (San Juan)
Total Bases, Game, Opponents	31 - Sept. 20 at Texas
Left on Base, Angels	13 - Sept. 21 at Texas
Left on Base, Opponents	16 - April 23 vs. New York
Stolen Bases, Game, Angels	6 - Aug. 17 vs. Detroit
Stolen Bases, Game, Opponents	3 - 4 times; last, Sept. 5 vs. Kansas City
Stolen Bases, Inning, Angels	3 - Aug. 17 vs. Detroit (7th) & April 19 vs. Seattle (9th)
Stolen Bases, Inning, Opponents	2 - 5 times; last, Sept. 16 vs. Oakland (5th)
Caught Stealing, Game, Angels	3 - April 12 vs. Oakland
Caught Stealing, Game, Opponents	3 - July 29 vs. New York
Sacrifice Hits, Game, Angels	3 - Aug. 17 at Chicago & Aug. 11 vs. Chicago
Sacrifice Hits, Game, Opponents	3 - April 20 vs. Seattle
Sacrifice Flies, Game, Angels	2 - 6 times; last, Aug. 16 vs. Detroit
Sacrifice Flies, Game, Opponents	2 - 5 times; last, Sept. 12 at Seattle
Pinch-Hits, Game, Angels	2 - 5 times; last, Sept. 6 vs. KC GM1
Pinch-Hits, Inning, Angels	2 - July 3 vs. Texas, June 21 at Los Angeles & April 25 vs. Boston
Pinch-Hitters Used, Game, Angels	4 - June 21 at Los Angeles

Team Fielding

Double Plays, Game, Angels	5 - July 29 vs. New York
Double Plays, Game, Opponents	5 - July 26 vs. Oakland
Errors, Game, Angels	3 - Aug. 12 vs. Chicago, June 30 vs. Texas & June 4 at Montreal (San Juan)
Errors, Game, Opponents	3 - May 17 at Boston & June 5 at Montreal
Errors, Angels, Inning	2 - 6 times; last, Sept. 5 vs. KC (2nd)
Errors, Game, Individual	2 - June 22 at Los Angeles (Weber) June 4 at Montreal, San Juan (Glaus)

Team Pitching

Strikeouts, Game, Angels	14 - Aug. 3 vs. Toronto (9 inn.)
Strikeouts, Game, Opponents	18 - June 5 at Montreal (14 inn., San Juan)
Base on Balls, Game, Angels	11 - July 31 vs. New York
Base on Balls, Game, Opponents	11 - Sept. 21 at Texas
Hit Batters, Game, Angels	3 - 7 times, July 19 at Baltimore
Fewest Hits Allowed, 9 innings, Angels	2 - July 4 at Oakland
Fewest Hits Allowed, 9 innings, Opponents	1 - June 15 vs. New York Mets
Fewest Hits Allowed, Extra Innings, Angels	7 - Aug. 23 at Detroit
Fewest Hits Allowed, Extra Innings, Opp.	9 - Aug. 9 (GM 1) at Cleveland
Pitchers Used, Game, Angels	7 - June 5 at Montreal (San Juan)

Individual Batting

At-Bats, Game	7 - Eckstein, Anderson, Glaus, June 5 at Montreal (San Juan)
Runs, Game	4 - Glaus, April 2 vs. Texas Glaus, May 20 vs. Baltimore Kennedy, Aug. 17 vs. Detroit
Hits, Game	5 - Owens, Aug. 23 at Detroit
Hits, Inning	2 - Amezaga, Sept. 21 at Texas (7th) B. Molina, April 16 at Texas (8th)

2003 Angels Highs & Lows



Individual Batting cont.

Doubles, Game	2 - 15 times; last, Salmon, Sept. 21 at Texas
Triples, Game	1 - 33 times, Amezaga, Sept. 27 vs. Texas
Home Runs, Game	3 - Anderson, June 4 at Montreal (SJ)
RBI, Game	7 - Anderson, May 8 vs. Cleveland
Extra-Base Hits, Game	3 - 5 times, last, B. Molina, June 24 vs. Seattle
Total Bases, Game	12 - Anderson, June 4 at Montreal (SJ)
Base on Balls, Game	3 - 6 times; last, Spiezio, Sept. 21 at Texas
Strikeouts, Game	4 - Glaus, June 5 at Montreal (14, SJ) DaVanon, May 4 at Toronto Anderson, April 27 vs. Boston
Sacrifice Hits, Game	2 - Eckstein, Aug. 11 vs. Chicago
Sacrifice Flies, Game	1 - 50 times, Figgins, Sept. 27 vs. Texas
Stolen Bases, Game	2 - 7 times, Kennedy, Sept. 10 at Oak.
Caught Stealing, Game	2 - Owens, April 30 at Cleveland Eckstein, April 12 vs. Oakland
Longest Hitting Streak	20 - Salmon, April 11-May 3
Consecutive Hits	6 - Fullmer, April 16-17
Grand Slams	1 - 4 times; last, Spiezio, Sept. 1 at Minnesota
Pinch-Hit HR	1 - Kennedy, July 25 vs. Oakland

Individual Pitching

Strikeouts, Game (Starter)	9 - Shields, Sept. 23 vs. Seattle Lackey, July 30 vs. New York
Strikeouts, Game (Reliever)	5 - Shields, April 13 vs. Oakland
Base on Balls, Game	6 - Appier, May 8 vs. Cleveland
Base on Balls, Inning	4 - Percival, Aug. 21 at Detroit
Runs Allowed, Game	10 - Washburn, July 23 at Texas
Runs Allowed, Inning	7 - Lackey, Aug. 5 at Boston
Hits Allowed, Game	12 - Lackey, May 7 vs. Cleveland
Hits Allowed, Inning	6 - Sele, Sept. 2 at Minnesota Percival, Aug. 11 vs. Chicago Weber, May 3 at Toronto
Home Runs Allowed, Game	4 - Shields, Sept. 11 at Oakland Washburn, June 20 at Los Angeles
Home Runs Allowed, Inning	2 - 10 times, last, Ortiz, Sept. 21 at Texas
Hit Batters, Game	2 - 7 times, last, Sele, Sept. 8 at Oakland
Hit Batters, Inning	2 - 5 times; last, Shields, Sept. 6 vs. KC GM1 (4th)
Fewest Hits Allowed, Complete Game	4 - Washburn, Aug. 17 at Chicago Lackey, July 2 vs. Texas
Innings Pitched, Starter	9 - 4 times; last, Lackey, Sept. 24 vs. Seattle
Innings Pitched, Reliever	4.1 - Shields, July 29 vs. New York Shields, July 3 vs. Texas
Fewest Innings Pitched, Starter	0.2 - Appier, July 29 vs. New York
Longest Winning Streak	5 - Ortiz, June 3-25
Longest Losing Streak	4 - Washburn, June 9-26
Consecutive Scoreless Innings, Starter	22 - Lackey, June 21 - July 8
Consecutive Scoreless Innings, Reliever	20 - Donnelly, March 30-May 11

Team Miscellaneous

Longest Winning Streak	5 - Aug. 13-17, July 9-13 & April 9-13
Longest Home Winning Streak	5 - Aug. 13-17, July 9-13 & April 1-13
Longest Road Winning Streak	4 - May 31-June 4
Longest Losing Streak	5 - Sept. 9-13, Aug. 2-7 & July 17-21
Longest Home Losing Streak	3 - July 25-27, May 21-23 & April 20-23
Longest Road Losing Streak	6 - July 6-21 & Aug. 9-20
Most Games Over .500	6 - July 13 (49-43)
Longest Game, Innings	14 - April 27 vs. Boston June 5 at Montreal (San Juan)
Longest Game, Time	5:05 - June 5 at Montreal (San Juan)
Shortest Game, Time	2:01 - May 6 vs. Cleveland
Largest Margin, Victory	11 - June 3 at Montreal (15-4, SJ)
Largest Margin, Loss	10 - Sept. 11 at Oakland
Largest Crowd, Edison Field	43,871 - July 31 vs. New York
Smallest Crowd, Edison Field	24,063 - May 7 vs. Cleveland
Largest Crowd, Road	55,601 - July 5 at Oakland
Smallest Crowd, Road	8,876 - May 29 at Tampa Bay
Biggest Deficit Overcome	5 - 4 times; last, Aug. 23 at Detroit (win)
Biggest Deficit Overcome To Win	5 - Aug. 20 at Detroit, Aug. 16 vs. Detroit & April 19 vs. Seattle
Most Players Used Game	21 - June 5 at Montreal (San Juan) June 4 at Montreal (San Juan)

A 2003 Club Records Tied or Established

Season

Club Fielding

*Fewest Assists 1,517

Club Pitching

*Most Grand Slams 10

Game

Club Batting

*Most Home Runs 7 June 4 at Montreal (PR)

#Most Strikeouts 18 June 5 at Montreal (PR, 14 inn.)

Individual Batting

#Most Hits, Inning 2 - (last time - Alfredo Amezaga) Sept. 21 at Texas (7th)

#Most Home Runs 3 - Garret Anderson June 4 at Montreal (PR)

#Most Strikeouts 4 (last time - Troy Glaus) June 5 at Montreal (PR)

Consecutive

Club General

*Wins Vs. One Club 14 Detroit (May 8, 2002-Aug. 23, 2003)

Individual Pitching

*Saves 20 - Troy Percival June 8-Aug. 22

Rookie Season

Individual Pitching, Reliever (Based on 40-or-more games)

#Most Home Runs Francisco Rodriguez 12



John Lackey

2003 Club Records Tied or Established



Additional Records

Career Leaders Batting

*Runs Scored.....	941	Tim Salmon
*Hits.....	1,633	Garret Anderson
*Total Bases.....	2,803	Tim Salmon
*Extra-Base Hits.....	634	Tim Salmon
*Doubles.....	349	Garret Anderson
*Home Runs.....	288	Tim Salmon
*Runs Batted In.....	966	Tim Salmon
*Base On Balls.....	927	Tim Salmon
*Strikeouts.....	1,275	Tim Salmon

Career Leaders Pitching

*Games.....	527	Troy Percival
*Saves.....	283	Troy Percival

Career Leaders Fielding

*Games Played, Third Base.....	759	Troy Glaus
*Games Played Outfield.....	1,294	Garret Anderson

Opponents Section

*Longest Win Streak vs. Baltimore.....	7	Aug. 30, 2002-May 20, 2003
#Longest Win Streak vs. Cleveland.....	7	Aug. 18, 2002-Aug. 8, 2003
*Longest Win Streak vs. Detroit.....	14	May 8, 2002-Aug. 23, 2003
*Longest Win Streak vs. Los Angeles.....	4	June 22-29
*Attendance High at Los Angeles.....	54,631	June 22
*Attendance High at Oakland.....	55,601	July 5

Miscellaneous

#Day-By-Day Worst Records.....	0-1	March 30
*Highest Attendance, Season at Home.....		3,061,094
*Highest Attendance, Season Overall.....		5,238,181
*Sellout Crowds at Edison Field.....		25
*Largest Crowd vs. Boston.....	43,690	April 27
*Largest Crowd vs. Detroit.....	43,174	Aug. 15
*Largest Crowd vs. Kansas City.....	43,111	Sept. 5
*Largest Crowd vs. Minnesota.....	43,442	July 11
*Largest Crowd vs. New York (AL).....	43,871	July 31
*Largest Crowd vs. New York (NL).....	43,721	June 15
*Largest Crowd vs. Oakland.....	43,797	July 25
*Largest Crowd vs. Philadelphia.....	34,037	June 10
*Largest Crowd vs. Tampa Bay.....	41,414	May 24
*Largest Crowd vs. Texas.....	43,525	March 30
*Largest Crowd vs. Toronto.....	43,661	May 10
*Day Game, Edison Field.....	43,766	June 29 vs. Los Angeles
*Doubleheader, Edison Field.....	43,044	Sept. 6 vs. Kansas City
*Season Opener, Edison Field.....	43,525	March 30 vs. Texas
*Three-Game Series, Edison Field.....	131,544	July 29-31 vs. New York (AL)
*Three-Game Series, Road.....	161,078	June 20-22 at Los Angeles

* Set club record
Tied Club Record





2003 Angels Multiple-Hit Games

Player	2	3	4	5	No. Games w/hit
Amezaga	1	1			19
Anderson	43	13	3		122
DaVanon	11	10	1		59
Delgado	1	1			13
Durrington					2
Eckstein	24	4	3		71
Erstad	15	3			44
Figgins	14	3	1		44
Fullmer	12	6			42
Gil	3				21
Glaus	19	4	1		49
Gregorio	1				2
Johnson	1				2
Kennedy	28	4			84
B. Molina	23	6	1		77
J. Molina	5				16
Owens	15	1		1	44
Quinlan	5	1			20
Ramirez					0
Riggs	2	1			11
Salmon	34	6			96
Spiezio	28	8	1		89
Wesson	1				1
Wooten	10	1			54
PITCHERS					2
Team Totals	295	72	11	1	

2003 Angels Multiple-RBI Games

PLAYER	2	3	4	5	6	7	No. Games w/RBI
Amezaga	1						6
Anderson	14	5	3	2		1	66
DaVanon	3	4	1				29
Delgado	1						3
Durrington							1
Eckstein	4	1					25
Erstad	3						13
Figgins	5	2					17
Fullmer	5	1	2				22
Gil	2						7
Glaus	10	2	1				33
Gregorio	1						1
Johnson							0
Kennedy	6	3					37
B. Molina	10	5	2	1			41
J. Molina							6
Owens	3	1					15
Quinlan	1						3
Ramirez							0
Riggs							5
Salmon	9	3	2				49
Spiezio	12	3	3	1			46
Wesson	1						2
Wooten	5	1					24
PITCHERS							0
Team Totals	104	30	14	4		1	

2003 Angels Catchers/Outfielders Statistics

Catchers

CATCHER	CS	ATT.	PCT.	P-CS	PO	INN.	ER	ERA
B. Molina	31	76	41	5	2	949.2	456	4.32
J. Molina	6	24	25	1	1	332	149	4.04
Wooten	2	16	13	1	0	89.2	38	3.81
Gregorio	1	4	25	1	0	60	37	5.55

Outfielders

PLAYER	ASSISTS
Anderson	13
Salmon	4
Owens	2
Erstad	2
DaVanon	2
Figgins	1
Riggs	1

2003 Runs By Inning/Margins Of Decisions



Runs

	1	2	3	4	5	6	7	8	9	10+	TOTALS
OPPONENTS	86	90	109	112	74	85	74	63	43	7	743
ANGELS	73	73	79	70	82	68	93	111	74	9	736

Margins

	1	2	3	4	5	6	7	8	9	10+	TOTALS
WON BY	16	14	10	8	14	5	3	1	2	3	77
LOST BY	20	15	16	12	4	7	3	3	3	1	85

2003 Clutch RBI

PLAYER	GAME-TYING	GO-AHEAD	TOTAL
Amezaga			0
Anderson	8	28	36
DaVanon	2	4	6
Delgado			0
Durrington			0
Eckstein	1	7	8
Erstad		1	1
Figgins	2	2	4
Fullmer	3	5	8
Gil		1	1
Glaus	5	10	15
Gregorio		1	1
Johnson			0
Kennedy	9	10	19
B. Molina	6	12	18
J. Molina	1	1	2
Owens	1	5	6
Quinlan			0
Riggs		2	2
Salmon	7	16	23
Spiezio	7	18	25
Wesson	1		1
Wooten	4	5	9
PITCHERS			0

2003 Angels Starters by Position & Batting Order

Position

C: Molina, B. (109), Molina, J. (39), Wooten (8), Gregorio (6)
1B: Spiezio (90), Wooten (27), Fullmer (17), Quinlan (17), Riggs (9), Gil (1)
2B: Kennedy (125), Gil (22), Figgins (12), Riggs (1), Delgado (1), Durrington (1)
3B: Glaus (86), Spiezio (43), Wooten (16), Amezaga (11), Delgado (4), Gil (1), Durrington (1)
SS: Eckstein (115), Amezaga (21), Gil (12), Delgado (8), Figgins (6)
LF: Anderson (144), Riggs (7), DaVanon (4), Owens (4), Figgins (1), Quinlan (1), Wesson (1)
CF: Erstad (66), Figgins (40), Owens (30), DaVanon (26)
RF: Salmon (79), DaVanon (53), Owens (24), Spiezio (3), Johnson (2), Wesson (1)
DH: Salmon (65), Fullmer (42), Wooten (17), Anderson (15), Glaus (4), Eckstein (3), Quinlan (3), Figgins (1), Riggs (1)

Batting Order

1st: Eckstein (104), Figgins (33), Erstad (13), DaVanon (9), Owens (2), Kennedy (1)
2nd: Erstad (53), Kennedy (27), DaVanon (21), Owens (20), Spiezio (14), Figgins (14), Glaus (7), Amezaga (3), Gil (2), Quinlan (1)
3rd: Salmon (107), Anderson (45), Glaus (3), Spiezio (2), Kennedy (2), Fullmer (1), Wooten (1), DaVanon (1)
4th: Anderson (115), Salmon (37), Spiezio (9), Wooten (1)
5th: Glaus (63), Spiezio (51), Fullmer (21), Wooten (16), DaVanon (8), Quinlan (2), Kennedy (2)
6th: Wooten (35), Fullmer (31), Spiezio (23), B. Molina (18), Glaus (17), DaVanon (17), Riggs (9), Quinlan (6), Kennedy (3), Gil (1), Owens (1).
7th: B. Molina (39), Spiezio (34), Kennedy (27), Wooten (11), DaVanon (10), Owens (10), Gil (9), Quinlan (5), Delgado (4), Fullmer (3), Riggs (3), Eckstein (2), J. Molina (1), Johnson (1), Wesson (1), Durrington (1)
8th: Molina, B. (52), Kennedy (39), J. Molina (21), Gil (11), Owens (7), Riggs (7), Quinlan (6), Wooten (5), Delgado (4), Gregorio (3), Spiezio (2), DaVanon (2), Fullmer (2), Johnson (1), Durrington (1)
9th: Amezaga (29), Kennedy (25), Owens (19), J. Molina (17), Gil (14), DaVanon (13), Figgins (13), Eckstein (11), Delgado (5), Gregorio (3), Ortiz (2), Washburn (2), Lackey (2), Appier (2), Quinlan (2), Sele (1)

A 2003 American League Standings

2003 Final

WESTERN				EASTERN				CENTRAL						
W	L	PCT.	GB	W	L	PCT.	GB	W	L	PCT.	GB			
Oakland	96	66	.593	Minnesota	90	72	.556	-	New York	101	61	.623	-	
Seattle	93	69	.574	Chicago	86	76	.531	4.0	Boston	95	67	.586	6.0	
Anaheim	77	85	.475	19.0	Kansas City	83	79	.512	7.0	Toronto	86	76	.531	15.0
Texas	71	91	.438	25.0	Cleveland	68	94	.420	22.0	Baltimore	71	91	.438	30.0
					Detroit	43	119	.265	47.0	Tampa Bay	63	99	.389	38.0

All-Star Break

WESTERN				EASTERN				CENTRAL						
W	L	PCT.	GB	W	L	PCT.	GB	W	L	PCT.	GB			
Seattle	58	35	.624	-	Kansas City	51	41	.554	-	New York	57	36	.613	-
Oakland	54	39	.581	4.0	Chicago	45	49	.479	7.0	Boston	55	38	.591	2.0
Anaheim	49	43	.533	8.5	Minnesota	44	49	.473	7.5	Toronto	49	46	.516	9.0
Texas	38	55	.409	20.0	Cleveland	41	53	.436	11.0	Baltimore	41	50	.451	15.0
					Detroit	25	67	.272	26.0	Tampa Bay	32	60	.348	24.5

Post-All-Star Break

WESTERN				EASTERN				CENTRAL						
W	L	PCT.	GB	W	L	PCT.	GB	W	L	PCT.	GB			
Oakland	42	27	.609	-	Minnesota	46	23	.667	-	New York	44	25	.638	-
Seattle	35	34	.507	7.0	Chicago	41	27	.603	4.5	Boston	40	29	.580	4.0
Texas	33	36	.478	9.0	Kansas City	32	38	.457	14.5	Toronto	37	30	.522	6.0
Anaheim	28	42	.400	14.5	Cleveland	27	41	.397	18.5	Tampa Bay	31	39	.443	13.5
					Detroit	18	52	.257	28.5	Baltimore	30	41	.423	15.0

End of April

WESTERN				EASTERN				CENTRAL						
W	L	PCT.	GB	W	L	PCT.	GB	W	L	PCT.	GB			
Oakland	17	10	.630	-	Kansas City	17	7	.708	-	New York	21	6	.778	-
Seattle	17	10	.630	-	Chicago	14	13	.519	4.5	Boston	18	9	.667	3.0
Anaheim	13	14	.481	4.0	Minnesota	12	14	.462	6.0	Baltimore	13	12	.520	7.0
Texas	13	14	.481	4.0	Cleveland	7	20	.259	11.5	Tampa Bay	10	17	.370	11.0
					Detroit	3	21	.125	14.0	Toronto	10	18	.357	11.5

End of May

WESTERN				EASTERN				CENTRAL						
W	L	PCT.	GB	W	L	PCT.	GB	W	L	PCT.	GB			
Seattle	36	18	.667	-	Minnesota	31	23	.574	-	New York	32	23	.582	-
Oakland	31	23	.574	5.0	Kansas City	27	26	.509	3.5	Boston	31	23	.574	.5
Anaheim	26	27	.491	9.5	Chicago	25	29	.463	6.0	Toronto	31	26	.544	2.0
Texas	25	29	.463	12.0	Cleveland	21	32	.396	9.5	Baltimore	27	27	.500	4.5
					Detroit	14	39	.264	16.5	Tampa Bay	21	33	.389	10.5

End of June

WESTERN				EASTERN				CENTRAL						
W	L	PCT.	GB	W	L	PCT.	GB	W	L	PCT.	GB			
Seattle	53	28	.654	-	Minnesota	43	38	.531	-	New York	52	30	.634	-
Oakland	46	35	.568	7.0	Kansas City	42	38	.525	.5	Boston	47	33	.588	4.0
Anaheim	40	40	.500	12.5	Chicago	40	42	.488	3.5	Toronto	46	37	.554	6.5
Texas	32	49	.395	21.0	Cleveland	34	47	.420	9.0	Baltimore	35	45	.438	16.0
					Detroit	19	61	.238	23.5	Tampa Bay	26	54	.325	25.0

End of July

WESTERN				EASTERN				CENTRAL						
W	L	PCT.	GB	W	L	PCT.	GB	W	L	PCT.	GB			
Seattle	66	42	.611	-	Kansas City	57	49	.538	-	New York	66	40	.623	-
Oakland	62	46	.574	4.0	Chicago	57	51	.528	1.0	Boston	63	44	.589	3.5
Anaheim	52	55	.486	13.5	Minnesota	53	54	.495	4.5	Toronto	54	54	.500	13
Texas	45	63	.417	21.0	Cleveland	45	63	.417	13.0	Baltimore	50	55	.476	15.5
					Detroit	28	78	.264	29.0	Tampa Bay	40	66	.377	26.0

End of August

WESTERN				EASTERN				CENTRAL						
W	L	PCT.	GB	W	L	PCT.	GB	W	L	PCT.	GB			
Oakland	82	55	.599	-	Chicago	73	64	.533	-	New York	83	52	.615	-
Seattle	80	57	.584	2.0	Minnesota	71	65	.522	1.5	Boston	78	58	.574	5.5
Anaheim	66	70	.485	15.5	Kansas City	70	64	.522	1.5	Toronto	67	69	.493	16.5
Texas	62	75	.453	20.0	Cleveland	61	76	.445	12.0	Baltimore	61	75	.449	22.5
					Detroit	34	101	.252	38.0	Tampa Bay	53	82	.393	30.0

2003 Angels Batting & Pitching



PLAYER	AVG	G	AB	R	H	TB	2B	3B	HR	RBI	SH	SF	HP	BB	IBB	SO	SB	CS	DP	GI				PINCH HIT			
																				E	3	2	1	AB	H	HR	RBI
Amezaga,A	.210	37	105	15	22	35	3	2	7	5	0	1	9	0	23	2	2	2	5	333	278	0	0	0	0		
Anderson,G	.315	159	638	80	201	345	49	4	29	116	0	4	0	31	10	83	6	3	15	1	541	345	0	0	0	0	
Appier,K	.000	23	5	0	0	0	0	0	0	0	0	0	0	0	4	0	0	0	0	0	000	000	0	0	0	0	
ANA	.000	19	5	0	0	0	0	0	0	0	0	0	0	0	4	0	0	0	0	0	000	000	0	0	0	0	
Davanan,J	.282	123	330	56	93	147	16	1	12	43	4	5	1	42	0	59	17	5	6	4	445	380	16	6	0	6	
RIGHT	.342		38		13	22	3	0	2	7	0	0	0	8	0	12				1	579	457	1	1	0	1	
LEFT	.274		292		80	125	13	1	10	36	4	5	1	34	0	47				5	428	346	15	5	0	5	
Delgado,W	.320	19	50	4	16	16	0	0	0	4	0	0	0	8	0	8	0	0	1	3	320	414	3	1	0	1	
RIGHT	.182		11		2	2	0	0	0	0	0	0	0	2	0	2				1	182	308	0	0	0	0	
LEFT	.359		39		14	14	0	0	0	4	0	0	0	6	0	6				0	359	444	3	1	0	1	
Durrington,T	.143	12	14	5	2	2	0	0	0	1	0	0	0	3	0	0	1	1	0	0	143	294	2	1	0	1	
Eckstein,D	.252	120	452	59	114	147	22	1	3	31	10	4	15	36	0	45	16	5	9	8	325	325	1	0	0	0	
Erstad,D	.252	67	258	35	65	86	7	1	4	17	2	2	4	18	1	40	9	1	8	0	333	309	1	1	0	0	
Figgins,D	.296	71	240	34	71	88	9	4	0	27	6	4	0	20	0	38	13	7	1	3	367	345	1	0	0	0	
RIGHT	.281		89		25	38	4	2	0	13	1	1	0	8	0	9				1	371	337	0	0	0	0	
LEFT	.305		151		46	55	5	2	0	14	5	3	0	12	0	29				0	364	349	1	0	0	0	
Fullmer,B	.306	63	206	32	63	103	9	2	9	35	0	1	2	26	4	31	5	4	4	0	500	387	3	1	0	0	
Gil,B	.192	82	125	12	24	34	5	1	1	9	4	2	0	4	1	33	5	1	5	6	272	214	7	1	0	0	
Glaus,T	.248	91	319	53	79	146	17	2	16	50	0	1	1	46	4	73	7	2	8	16	464	343	0	0	0	0	
Gregorio,T	.158	12	19	1	3	3	0	0	0	2	0	0	1	0	8	0	0	0	1	1	158	238	1	0	0	0	
Johnson,G	.375	5	8	1	3	4	1	0	0	0	0	0	0	1	0	1	0	1	0	0	500	444	2	0	0	0	
Kennedy,A	.269	143	449	71	121	179	17	1	13	49	2	5	9	45	4	73	22	9	7	6	399	344	8	2	1	3	
Lackey,J	.000	33	3	0	0	0	0	0	0	0	0	0	0	0	0	2	0	0	0	0	000	000	0	0	0	0	
Molina,B	.281	119	409	37	115	181	24	0	14	71	2	4	2	13	2	31	1	1	17	5	443	304	4	1	0	1	
Molina,J	.184	53	114	12	21	25	4	0	0	6	4	1	3	1	0	26	0	0	1	1	219	210	2	1	0	0	
Ortiz,R	.000	32	5	1	0	0	0	0	0	1	0	0	0	0	2	0	0	0	0	4	000	000	0	0	0	0	
Qwens,E	.270	111	241	29	65	74	6	0	1	20	4	1	1	10	0	24	11	8	4	5	307	300	11	3	0	2	
Quinlan,R	.287	38	94	13	27	35	4	2	0	4	1	0	0	6	0	16	1	2	3	2	372	330	2	1	0	0	
Ramirez,J	.000	6	2	1	0	0	0	0	0	1	0	0	0	0	0	0	0	0	0	1	000	000	0	0	0	0	
Riggs,A	.246	24	61	11	15	30	4	1	3	5	2	0	0	9	0	9	3	1	2	2	492	343	3	2	0	1	
Salmon,T	.275	148	528	78	145	245	35	4	19	72	0	6	10	77	3	93	3	1	12	6	464	374	3	0	0	0	
Sele,A	.333	25	3	0	1	1	0	0	0	0	0	0	0	0	0	0	0	1	1	333	333	0	0	0	0		
Spiezio,S	.265	158	521	69	138	236	36	7	16	83	2	7	5	46	8	66	6	3	12	11	453	326	9	3	0	0	
RIGHT	.223		148		33	50	6	1	3	22	2	2	2	11	2	22				2	338	282	1	0	0	0	
LEFT	.282		373		105	186	30	6	13	61	0	5	3	35	6	44				10	499	344	8	3	0	0	
Washburn,J	.200	32	5	0	1	1	0	0	0	0	0	0	0	0	1	0	0	0	1	200	200	0	0	0	0		
Wesson,B	.182	10	11	2	2	5	0	0	1	3	0	0	0	0	0	4	1	0	0	0	455	182	0	0	0	0	
Wooten,W	.243	98	272	25	66	95	8	0	7	32	0	3	1	24	5	45	0	4	7	2	349	303	20	7	0	3	
PITCHERS	.095	162	21	1	2	2	0	0	0	1	0	0	0	0	0	9	0	0	1	17	095	095	0	0	0	0	
ANAHEIM	.268	162	5487	736	1473	2265	276	33	150	667	50	56	476	42	838	129	61	125	105	413	330	99	31	1	18		
OPPONENTS	.261	162	5532	743	1444	2328	260	27	190	716	25	42	76	486	39	980	80	48	112	78	421	327	81	16	2	11	
DH	.256	162	574	65	147	239	30	1	20	86	1	4	4	66	5	99	6	6	14	0	416	335	11	2	0	1	
PITCHER	R/L	W	L	ERA	G	GS	CG	GF	SHO	SV	IP	H	R	ER	HR	HB	BB	IBB	SO	WP	BK	AVG					
Appier,K	R	8	9	5.40	23	23	0	0	0	0	111.2	120	69	67	21	8	43	4	55	6	1	.269					
ANA	R	7	7	5.63	19	19	0	0	0	0	92.2	105	60	58	17	8	36	4	50	4	1	.279					
Boothcheck,C	R	0	1	9.58	4	1	0	2	0	0	10.1	16	13	11	5	0	6	0	7	0	0	.340					
Callaway,M	R	1	7	6.68	23	7	0	8	0	0	60.2	84	50	45	7	2	24	1	41	2	0	.335					
ANA	R	1	4	6.81	17	4	0	8	0	0	38.1	57	32	29	7	1	16	1	22	0	0	.345					
Donnelly,B	R	2	2	1.58	63	0	0	15	0	3	74.0	55	14	13	2	4	24	1	79	1	0	.200					
Glover,G	R	2	0	4.74	42	0	0	15	0	0	62.2	77	33	33	6	3	22	3	37	2	0	.309					
ANA	R	1	0	5.00	18	0	0	7	0	0	27.0	34	15	15	3	1	8	1	14	1	0	.315					
Gregg,K	R	2	0	3.28	5	3	0	0	0	0	24.2	18	9	9	3	1	8	0	14	0	0	.205					
Jones,G	R	0	0	4.88	18	0	0	7	0	0	27.2	29	15	15	3	2	14	0	28	5	0	.261					
Lackey,J	R	10	16	4.63	33	33	2	0	2	0	204.0	223	117	105	31	10	66	4	151	11	1	.278					
Mladich,J	R	0	0	18.00	1	0	0	0	0	0	2.0	5	4	4	0	1	1	0	3	1	0	.500					
Ortiz,R	R	16	13	5.20	32	32	1	0	0	0	180.0	209	121	104	28	12	63	0	94	4	0	.287					
Percival,T	R	0	5	3.47	52	0	0	49	0	33	49.1	33	22	19	7	3	23	1	48	1	0	.184					
Rodriguez,F	R	8	3	3.03	59	0	0	23	0	2	86.0	50	30	29	12	2	35	5	95	7	0	.172					
Rodriguez,R	L	0	0	2.45	3	0	0	2	0	0	3.2	4	1	1	0	0	1	0	3	0	0	.308					
Schoeneweis,S	L	3	2	4.18	59	0	0	19	0	0	64.2	63	35	30	3	4	19	5	56	3	0	.252					
ANA	L	1	1	3.96	39	0	0	12	0	0	38.2	37	19	17	2	3	10	3	29	1	0	.250					
Sele,A	R	7	11	5.77	25	25	0	0	0	0	121.2	135	82	78	17	12	58	1	53	5	0	.284					
Shields,R	R	5	6	2.85	44	13	0	5	0	1	148.1	138	56	47	12	5	38	6	111	4	0	.247					
Turnbow,T	R	2	0	0.59	11	0	0	7	0	0	15.1	7	1	1	0	0	3	0	15	0	0	.140					
Washburn,J	L	10	15	4.43	32	32	2	0	0	0	207.1	205	106	102	34	11	54	4	118	4	1	.256					
Weber,B	R	5	1	2.69	62	0	0	20	0	0	80.1	84	26	24	7	0	22	7	46	4	0	.275					
ANAHEIM		77	85	4.28	162	162	5	157	9	39	1431.1	1444	743	680	190	76	486	38	980	53	3	.261					
OPPONENTS		85	77	4.28	162	162	12	150	12	46	1432.1	1473	736	681	150	56	476	42	838	47	7	.268					



2003 Batting/Runners In Scoring Position

PLAYER	OUTS	AVG	AB	H	2B	3B	HR	RBI-SP	MISP	MOB	BB	IBB	SO	SH	SF	GDP
Amezaga,A	<2	.077	13	1	0	0	0	3	23	31	2	0	2	4	0	0
Amezaga,A	=2	.143	14	2	1	0	0	1	15	20	1	0	3	0	0	0
Amezaga,A		.111	27	3	1	0	0	4	38	51	3	0	5	4	0	0
Anderson,G	<2	.327	101	33	8	0	4	42	129	189	8	4	12	0	4	5
Anderson,G	=2	.361	61	22	7	1	2	23	85	116	14	6	7	0	0	0
Anderson,G		.340	162	55	15	1	6	65	214	305	22	10	19	0	4	5
Appier,K	<2	.000	1	0	0	0	0	0	1	2	0	0	1	0	0	0
Appier,K	=2	.000	3	0	0	0	0	0	3	6	0	0	2	0	0	0
Appier,K		.000	4	0	0	0	0	0	4	8	0	0	3	0	0	0
Davanon,J	<2	.378	37	14	3	0	0	14	56	74	5	0	8	2	5	0
Davanon,J	=2	.295	44	13	0	1	0	15	62	86	9	0	9	0	0	0
Davanon,J		.333	81	27	3	1	0	29	118	160	14	0	17	2	5	0
Delgado,W	<2	.000	1	0	0	0	0	0	4	5	2	0	0	0	0	0
Delgado,W	=2	.167	6	1	0	0	0	4	11	17	2	0	1	0	0	0
Delgado,W		.143	7	1	0	0	0	4	15	22	4	0	1	0	0	0
Durrington,T	<2	.000	1	0	0	0	0	1	3	4	1	0	0	0	0	0
Durrington,T	=2	.000	3	0	0	0	0	0	4	6	1	0	0	0	0	0
Durrington,T		.000	4	0	0	0	0	1	7	10	2	0	0	0	0	0
Eckstein,D	<2	.244	41	10	2	0	0	16	64	93	5	0	3	7	4	6
Eckstein,D	=2	.298	47	14	5	1	0	11	52	69	2	0	4	0	0	0
Eckstein,D		.273	88	24	7	1	0	27	116	162	7	0	7	7	4	6
Erstad,D	<2	.192	26	5	0	1	0	7	32	43	1	1	4	0	2	2
Erstad,D	=2	.167	24	4	0	0	0	5	34	46	3	0	3	0	0	0
Erstad,D		.180	50	9	0	1	0	12	66	89	4	1	7	0	2	2
Figgins,D	<2	.522	23	12	2	0	0	18	40	57	2	0	3	5	4	1
Figgins,D	=2	.321	28	9	2	0	0	9	34	43	1	0	3	0	0	0
Figgins,D		.412	51	21	4	0	0	27	74	100	3	0	6	5	4	1
Fullmer,B	<2	.387	31	12	0	1	2	15	45	63	3	1	6	0	1	2
Fullmer,B	=2	.222	27	6	1	0	0	6	36	52	6	3	4	0	0	0
Fullmer,B		.310	58	18	1	1	2	21	81	115	9	4	10	0	1	2
Gil,B	<2	.053	19	1	0	0	0	5	30	45	0	0	4	3	2	1
Gil,B	=2	.143	14	2	0	0	0	2	19	24	1	1	7	0	0	0
Gil,B		.091	33	3	0	0	0	7	49	69	1	1	11	3	2	1
Glaus,T	<2	.320	50	16	3	1	0	20	75	106	9	3	12	0	1	4
Glaus,T	=2	.225	40	9	5	0	1	8	51	72	3	1	7	0	0	0
Glaus,T		.278	90	25	8	1	1	28	126	178	12	4	19	0	1	4
Gregorio,T	<2	.333	3	1	0	0	0	2	4	6	0	0	1	0	0	0
Gregorio,T	=2	.000	3	0	0	0	0	0	4	6	0	0	1	0	0	0
Gregorio,T		.167	6	1	0	0	0	2	8	12	0	0	2	0	0	0
Johnson,G	<2	.000	2	0	0	0	0	0	2	2	0	0	0	0	0	0
Johnson,G	=2	.000	0	0	0	0	0	0	0	0	0	0	0	0	0	0
Johnson,G		.000	2	0	0	0	0	0	2	2	0	0	0	0	0	0
Kennedy,A	<2	.275	51	14	1	0	1	25	78	103	6	1	6	2	5	3
Kennedy,A	=2	.200	45	9	1	0	2	7	64	87	10	3	9	0	0	0
Kennedy,A		.240	96	23	2	0	3	32	142	190	16	4	15	2	5	3
Lackey,J	<2	.000	1	0	0	0	0	0	1	2	0	0	0	0	0	0
Lackey,J	=2	.000	0	0	0	0	0	0	0	0	0	0	0	0	0	0
Lackey,J		.000	1	0	0	0	0	0	1	2	0	0	0	0	0	0
Molina,B	<2	.415	53	22	3	0	4	29	74	104	4	2	3	0	4	5
Molina,B	=2	.278	54	15	5	0	2	15	66	93	1	0	3	0	0	0
Molina,B		.346	107	37	8	0	6	44	140	197	5	2	6	0	4	5
Molina,J	<2	.188	16	3	1	0	0	4	22	27	0	0	4	1	1	0
Molina,J	=2	.231	13	3	0	0	0	2	16	22	0	0	3	0	0	0
Molina,J		.207	29	6	1	0	0	6	38	49	0	0	7	1	1	0

2003 Batting/Runners In Scoring Position



PLAYER	OUTS	AVG	AB	H	2B	3B	HR	RBI-SP	MISP	MOB	BB	IBB	SO	SH	SF	GIDP
Ortiz,R	<2	.000	1	0	0	0	0	0	1	2	0	0	0	0	0	0
Ortiz,R	=2	.000	1	0	0	0	0	0	1	1	0	0	1	0	0	0
Ortiz,R		.000	2	0	0	0	0	0	2	3	0	0	1	0	0	0
Owens,E	<2	.370	27	10	2	0	0	11	36	50	0	0	4	4	1	0
Owens,E	=2	.241	29	7	0	0	0	8	38	57	5	0	5	0	0	0
Owens,E		.304	56	17	2	0	0	19	74	107	5	0	9	4	1	0
Quinlan,R	<2	.167	12	2	0	0	0	2	16	21	2	0	0	1	0	1
Quinlan,R	=2	.167	12	2	0	0	0	1	15	22	1	0	4	0	0	0
Quinlan,R		.167	24	4	0	0	0	3	31	43	3	0	4	1	0	1
Ramirez,J	<2	.000	0	0	0	0	0	0	1	1	0	0	0	1	0	0
Ramirez,J	=2	.000	0	0	0	0	0	0	0	0	0	0	0	0	0	0
Ramirez,J		.000	0	0	0	0	0	0	1	1	0	0	0	1	0	0
Riggs,A	<2	.000	5	0	0	0	0	0	8	10	2	0	2	1	0	1
Riggs,A	=2	.143	7	1	0	1	0	1	11	16	3	0	1	0	0	0
Riggs,A		.083	12	1	0	1	0	1	19	26	5	0	3	1	0	1
Salmon,T	<2	.308	78	24	5	1	5	30	110	157	13	2	10	0	6	3
Salmon,T	=2	.254	67	17	3	0	1	16	79	106	5	1	21	0	0	0
Salmon,T		.283	145	41	8	1	6	46	189	263	18	3	31	0	6	3
Spiezio,S	<2	.279	68	19	6	1	4	34	101	144	4	2	7	1	7	4
Spiezio,S	=2	.222	72	16	6	1	1	21	103	151	13	6	13	0	0	0
Spiezio,S		.250	140	35	12	2	5	55	204	295	17	8	20	1	7	4
Washburn,J	<2	.000	0	0	0	0	0	0	0	0	0	0	0	0	0	0
Washburn,J	=2	.000	1	0	0	0	0	0	1	2	0	0	0	0	0	0
Washburn,J		.000	1	0	0	0	0	0	1	2	0	0	0	0	0	0
Wesson,B	<2	.333	3	1	0	0	0	2	3	4	0	0	1	0	0	0
Wesson,B	=2	.000	1	0	0	0	0	0	1	1	0	0	1	0	0	0
Wesson,B		.250	4	1	0	0	0	2	4	5	0	0	2	0	0	0
Wooten,W	<2	.150	40	6	2	0	1	10	60	82	7	3	7	0	3	4
Wooten,W	=2	.209	43	9	1	0	0	9	56	79	6	2	11	0	0	0
Wooten,W		.181	83	15	3	0	1	19	116	161	13	5	18	0	3	4
ANGELS	<2	.293	704	206	38	5	21	290	1019	1427	76	19	100	32	50	42
ANGELS	=2	.244	659	161	37	5	9	164	861	1200	87	23	123	0	0	0
ANGELS		.269	1363	367	75	10	30	454	1880	2627	163	42	223	32	50	42



Garret Anderson



2003 Batting/Bases Loaded

PLAYER	OUTS	AVG	AB	H	2B	3B	HR	RBI-SP	MISP	MOB	BB	IBB	SO	SH	SF	GDP
Amezaga,A	<2	.000	2	0	0	0	0	1	4	6	0	0	0	0	0	0
Amezaga,A	=2	.000	0	0	0	0	0	0	0	0	0	0	0	0	0	0
Amezaga,A		.000	2	0	0	0	0	1	4	6	0	0	0	0	0	0
Anderson,G	<2	.429	7	3	0	0	1	9	16	24	0	0	0	0	1	2
Anderson,G	=2	.286	7	2	1	0	0	4	14	21	0	0	1	0	0	0
Anderson,G		.357	14	5	1	0	1	13	30	45	0	0	1	0	1	2
Davanon,J	<2	1.000	1	1	0	0	0	1	2	3	0	0	0	0	0	0
Davanon,J	=2	.250	4	1	0	0	0	3	10	15	1	0	1	0	0	0
Davanon,J		.400	5	2	0	0	0	4	12	18	1	0	1	0	0	0
Delgado,W	<2	.000	0	0	0	0	0	0	0	0	0	0	0	0	0	0
Delgado,W	=2	1.000	1	1	0	0	0	4	6	9	2	0	0	0	0	0
Delgado,W		1.000	1	1	0	0	0	4	6	9	2	0	0	0	0	0
Durrington,T	<2	.000	0	0	0	0	0	1	2	3	1	0	0	0	0	0
Durrington,T	=2	.000	0	0	0	0	0	0	0	0	0	0	0	0	0	0
Durrington,T		.000	0	0	0	0	0	1	2	3	1	0	0	0	0	0
Eckstein,D	<2	.000	2	0	0	0	0	0	4	6	0	0	0	0	0	1
Eckstein,D	=2	.000	2	0	0	0	0	0	4	6	0	0	0	0	0	0
Eckstein,D		.000	4	0	0	0	0	0	8	12	0	0	0	0	0	1
Erstad,D	<2	.000	0	0	0	0	0	0	0	0	0	0	0	0	0	0
Erstad,D	=2	.000	1	0	0	0	0	0	2	3	0	0	0	0	0	0
Erstad,D		.000	1	0	0	0	0	0	2	3	0	0	0	0	0	0
Figgins,D	<2	1.000	1	1	0	0	0	1	2	3	0	0	0	0	0	0
Figgins,D	=2	.000	1	0	0	0	0	0	2	3	0	0	0	0	0	0
Figgins,D		.500	2	1	0	0	0	1	4	6	0	0	0	0	0	0
Fullmer,B	<2	.333	6	2	0	0	1	5	14	21	0	0	2	0	1	0
Fullmer,B	=2	.000	2	0	0	0	0	0	4	6	0	0	0	0	0	0
Fullmer,B		.250	8	2	0	0	1	5	18	27	0	0	2	0	1	0
Gil,B	<2	.000	4	0	0	0	0	1	8	12	0	0	1	0	0	0
Gil,B	=2	.000	2	0	0	0	0	0	4	6	0	0	2	0	0	0
Gil,B		.000	6	0	0	0	0	1	12	18	0	0	3	0	0	0
Glaus,T	<2	.571	7	4	2	0	0	7	14	21	0	0	1	0	0	1
Glaus,T	=2	.000	2	0	0	0	0	0	4	6	0	0	0	0	0	0
Glaus,T		.444	9	4	2	0	0	7	18	27	0	0	1	0	0	1
Gregorio,T	<2	1.000	1	1	0	0	0	2	2	3	0	0	0	0	0	0
Gregorio,T	=2	.000	1	0	0	0	0	0	2	3	0	0	0	0	0	0
Gregorio,T		.500	2	1	0	0	0	2	4	6	0	0	0	0	0	0
Kennedy,A	<2	.500	4	2	0	0	0	6	10	15	0	0	0	0	1	1
Kennedy,A	=2	.000	3	0	0	0	0	0	6	9	0	0	2	0	0	0
Kennedy,A		.286	7	2	0	0	0	6	16	24	0	0	2	0	1	1
Molina,B	<2	.600	5	3	0	0	0	6	12	18	0	0	1	0	1	1
Molina,B	=2	.167	6	1	0	0	0	2	12	18	0	0	1	0	0	0
Molina,B		.364	11	4	0	0	0	8	24	36	0	0	2	0	1	1
Molina,J	<2	.000	0	0	0	0	0	1	2	3	0	0	0	0	1	0
Molina,J	=2	.000	2	0	0	0	0	0	4	6	0	0	1	0	0	0
Molina,J		.000	2	0	0	0	0	1	6	9	0	0	1	0	1	0
Owens,E	<2	1.000	2	2	0	0	0	4	4	6	0	0	0	0	0	0
Owens,E	=2	.333	3	1	0	0	0	2	6	9	0	0	0	0	0	0
Owens,E		.600	5	3	0	0	0	6	10	15	0	0	0	0	0	0
Quinlan,R	<2	1.000	1	1	0	0	0	2	2	3	0	0	0	0	0	0
Quinlan,R	=2	.000	2	0	0	0	0	0	4	6	0	0	0	0	0	0
Quinlan,R		.333	3	1	0	0	0	2	6	9	0	0	0	0	0	0
Salmon,T	<2	.000	4	0	0	0	0	2	10	15	1	0	1	0	0	1
Salmon,T	=2	.000	2	0	0	0	0	0	4	6	0	0	2	0	0	0
Salmon,T		.000	6	0	0	0	0	2	14	21	1	0	3	0	0	1
Spiezo,S	<2	.333	9	3	0	0	1	7	22	33	0	0	1	0	2	2
Spiezo,S	=2	.364	11	4	1	1	1	8	24	36	1	0	2	0	0	0
Spiezo,S		.250	20	7	1	1	2	15	46	69	1	0	3	0	2	2
Wooten,W	<2	.000	3	0	0	0	0	0	6	9	0	0	0	0	0	1
Wooten,W	=2	.200	5	1	0	0	0	2	10	15	0	0	2	0	0	0
Wooten,W		.125	8	1	0	0	0	2	16	24	0	0	2	0	0	1
ANGELS	<2	.390	59	23	2	0	3	56	136	204	2	0	7	0	7	10
ANGELS	=2	.193	57	11	2	1	1	25	122	183	4	0	14	0	0	0
ANGELS		.293	116	34	4	1	4	81	258	387	6	0	21	0	7	10

2003 Angels At Home



BATTER	AVG	G	AB	R	H	2B	3B	HR	RBI	SH	SF	HP	BB	SO	SB	CS	DP	GI
Amezaga,A	.175	20	57	7	10	1	1	0	3	1	0	1	4	11	2	0	1	2
Anderson,G	.291	81	316	41	92	21	2	12	48	0	2	0	17	39	3	1	12	1
Davanon,J	.285	61	151	20	43	7	1	3	13	3	0	0	16	28	11	3	2	1
Delgado,W	.333	9	24	2	8	0	0	0	1	0	0	0	5	1	0	0	1	1
Durrington,T	.125	3	8	1	1	0	0	0	0	0	0	0	0	1	0	0	0	0
Eckstein,D	.293	59	215	30	63	12	1	1	20	7	1	8	19	19	11	2	5	4
Erstad,D	.259	38	143	20	37	3	1	1	11	1	1	1	10	20	7	1	6	0
Figgins,D	.299	34	117	17	35	2	2	0	11	4	4	0	4	20	9	3	0	2
Fullmer,B	.265	30	98	12	26	5	0	3	13	0	1	0	11	16	2	0	2	0
Gil,B	.200	28	65	4	13	4	1	1	6	2	0	0	1	15	0	1	3	4
Glaus,T	.256	47	160	34	41	9	1	9	24	0	0	1	29	29	4	1	5	9
Gregorio,T	.214	5	14	0	3	0	0	0	2	0	0	0	0	5	0	0	0	0
Johnson,G	.429	3	7	1	3	1	0	0	0	0	0	0	1	1	0	1	0	0
Kennedy,A	.284	73	211	33	60	9	1	8	28	0	5	7	21	30	12	2	2	3
Molina,B	.268	60	209	20	56	17	0	7	40	1	0	1	7	14	0	1	8	3
Molina,J	.286	20	42	5	12	1	0	0	4	1	0	2	0	7	0	0	1	1
Owens,E	.243	56	103	13	25	3	0	0	8	2	1	1	4	12	3	0	3	2
Quinlan,R	.273	19	44	4	12	1	0	0	2	1	0	0	2	5	1	2	2	1
Ramirez,J	.000	5	2	0	0	0	0	0	0	0	0	0	0	0	0	0	0	1
Riggs,A	.050	8	20	1	1	0	0	0	0	1	0	0	3	5	0	0	1	1
Salmon,T	.279	75	265	41	74	18	4	10	46	0	3	4	43	45	1	1	5	4
Spiezio,S	.256	80	262	32	67	17	2	7	32	1	3	1	16	37	2	2	6	4
Wesson,S	.286	5	7	2	2	0	0	1	2	0	0	0	0	3	1	0	0	0
Wooten,W	.228	51	145	12	33	4	0	5	18	0	1	0	13	21	0	2	3	1
PITCHERS	.000	82	0	0	0	0	0	0	0	0	0	0	0	0	0	0	0	7
TOTALS	.267	82	2685	352	717	135	17	68	332	25	22	27	226	383	70	23	68	52

PITCHER	ERA	W	L	G	GS	CG	SHO	SV	IP	AB	H	R	ER	HR	HB	BB	SO	WP	OPP
Appier,K	5.70	3	2	9	9	0	0	0	36.1	153	46	25	23	4	4	20	18	2	.301
Bootcheck,C	0.00	0	0	1	0	0	0	0	2.0	8	2	0	0	0	0	0	1	0	.250
Callaway,M	5.48	1	2	8	3	0	0	0	23.0	96	30	16	14	6	1	10	10	0	.313
Donnelly,B	1.45	1	1	31	0	0	0	2	37.1	140	31	6	6	0	1	14	40	0	.221
Glover,G	4.32	1	0	10	0	0	0	0	16.2	68	21	8	8	1	0	3	9	1	.309
Gregg,K	1.29	1	0	1	1	0	0	0	7.0	25	4	1	1	0	0	1	4	0	.160
Jones,G	6.75	0	0	9	0	0	0	0	12.0	52	16	9	9	1	1	3	10	2	.308
Lackey,J	3.57	8	6	17	17	2	2	0	113.1	432	110	47	45	14	3	33	84	4	.255
Miadich,J	18.00	0	0	1	0	0	0	0	2.0	10	5	4	4	0	1	1	3	1	.500
Ortiz,R	5.24	8	8	17	17	0	0	0	92.2	382	109	63	54	13	7	35	53	3	.285
Percival,T	4.74	0	3	26	0	0	0	17	24.2	97	23	14	13	4	3	11	21	1	.237
Rodriguez,F	2.36	4	0	30	0	0	0	2	45.2	147	25	12	12	7	1	19	51	1	.170
Rodriguez,R	4.50	0	0	2	0	0	0	0	2.0	8	3	1	1	0	0	1	3	0	.375
Schoeneweel,S	3.12	1	0	22	0	0	0	0	26.0	96	22	9	9	0	2	6	23	0	.229
Sele,A	4.82	3	4	12	12	0	0	0	61.2	232	63	37	33	8	6	30	30	3	.272
Shields,R	1.83	4	2	24	7	0	0	1	88.1	322	70	21	18	4	4	17	69	1	.212
Turnbow,T	0.96	2	0	7	0	0	0	0	9.1	32	6	1	1	0	0	3	10	0	.188
Washburn,J	4.47	3	9	16	16	1	0	0	102.2	407	113	54	51	18	5	29	63	2	.278
Weber,B	2.28	5	0	32	0	0	0	0	43.1	161	44	11	11	4	0	9	27	2	.273
TOTALS	3.76	45	37	82	82	3	6	22	746.0	2868	743	339	312	84	39	245	529	23	.259



Troy Glaus



Tim Salmon



2003 Angels On Road

BATTER	AVG	G	AB	R	H	2B	3B	HR	RBI	SH	SF	HP	BB	SO	SB	CS	GI	
																	DP	E
Amezaga,A	.250	17	48	8	12	2	1	2	4	4	0	0	5	12	0	2	1	3
Anderson,G	.339	78	322	39	109	28	2	17	68	0	2	0	14	44	3	2	3	0
Davanon,J	.279	62	179	36	50	9	0	9	30	1	5	1	26	31	6	2	4	3
Delgado,W	.308	10	26	2	8	0	0	0	3	0	0	0	3	7	0	0	0	2
Durrington,T	.167	9	6	4	1	0	0	0	1	0	0	0	3	0	0	1	0	0
Eckstein,D	.215	61	237	29	51	10	0	2	11	3	3	7	17	26	5	3	4	4
Erstad,D	.243	29	115	15	28	4	0	3	6	1	1	3	8	20	2	0	2	0
Figgins,D	.293	37	123	17	36	7	2	0	16	2	0	0	16	18	4	4	1	1
Fullmer,B	.343	33	108	20	37	4	2	6	22	0	0	2	15	15	3	4	2	0
Gil,B	.183	34	60	8	11	1	0	0	3	2	2	0	3	18	5	0	2	2
Glaus,T	.239	44	159	19	38	8	1	7	26	0	1	0	17	44	3	1	3	7
Gregorio,T	.000	7	5	1	0	0	0	0	0	0	0	1	1	3	0	0	0	1
Johnson,G	.000	2	1	0	0	0	0	0	0	0	0	0	0	0	0	0	0	0
Kennedy,A	.256	70	238	38	61	8	0	5	21	2	0	2	24	43	10	7	5	3
Molina,B	.295	59	200	17	59	7	0	7	31	1	4	1	6	17	1	0	9	2
Molina,J	.125	33	72	7	9	3	0	0	2	3	1	1	1	19	0	0	0	0
Owens,E	.290	55	138	16	40	3	0	1	12	2	0	0	6	12	8	8	1	3
Quinlan,R	.300	19	50	9	15	3	2	0	2	0	0	0	4	11	0	0	1	1
Ramirez,J	.000	1	0	1	0	0	0	0	0	1	0	0	0	0	0	0	0	0
Riggs,A	.341	16	41	10	14	4	1	3	5	1	0	0	6	4	3	1	1	1
Salmon,T	.270	73	263	37	71	17	0	9	26	0	3	6	34	48	2	0	7	2
Spiezo,S	.274	78	259	37	71	19	5	9	51	1	4	4	30	29	4	1	6	7
Wesson,B	.000	5	4	0	0	0	0	0	1	0	0	0	0	1	0	0	0	0
Wooten,W	.260	47	127	13	33	4	0	2	14	0	2	1	11	24	0	2	4	1
PITCHERS	.095	80	21	1	2	0	0	0	0	1	0	0	0	9	0	0	1	10
TOTALS	.270	80	2802	384	756	141	16	82	355	25	28	29	250	455	59	38	57	53

PITCHER	ERA	W	L	G	GS	CG	SHO	SV	IP	AB	H	R	ER	HR	HB	BB	SO	WP	OPP
																			AVG
Appier,K	5.59	4	5	10	10	0	0	0	56.1	224	59	35	35	13	4	16	32	2	.263
Bootcheck,C	11.88	0	1	3	1	0	0	0	8.1	39	14	13	11	5	0	6	6	0	.359
Callaway,M	8.80	0	2	9	1	0	0	0	15.1	69	27	16	15	1	0	6	12	0	.391
Donnelly,B	1.72	1	1	32	0	0	0	1	36.2	135	24	8	7	2	3	10	39	1	.178
Glover,G	6.10	0	0	8	0	0	0	0	10.1	40	13	7	7	2	1	5	5	0	.325
Gregg,K	4.08	1	0	4	2	0	0	0	17.2	63	14	8	8	3	1	7	10	0	.222
Jones,G	3.45	0	0	9	0	0	0	0	15.2	59	13	6	6	2	1	11	18	3	.220
Lackey,J	5.96	2	10	16	16	0	0	0	90.2	369	113	70	60	17	7	33	67	7	.306
Ortiz,R	5.15	8	5	15	15	1	0	0	87.1	347	100	58	50	15	5	28	41	1	.288
Percival,T	2.19	0	2	26	0	0	0	16	24.2	82	10	8	6	3	0	12	27	0	.122
Rodriguez,F	3.79	4	3	29	0	0	0	0	40.1	144	25	18	17	5	1	16	44	6	.174
Rodriguez,R	0.00	0	0	1	0	0	0	0	1.2	5	1	0	0	0	0	0	0	0	.200
Schoenwei,S	5.68	0	1	17	0	0	0	0	12.2	52	15	10	8	2	1	4	6	1	.288
Sele,A	6.75	4	7	13	13	0	0	0	60.0	244	72	45	45	9	6	28	23	2	.295
Shields,R	4.35	1	4	20	6	0	0	0	60.0	237	68	35	29	8	1	21	42	3	.287
Turnbow,T	0.00	0	0	4	0	0	0	0	6.0	18	1	0	0	0	0	0	5	0	.056
Washburn,J	4.39	7	6	16	16	1	0	0	104.2	393	92	52	51	16	6	25	55	2	.234
Weber,B	3.16	0	1	30	0	0	0	0	37.0	144	40	15	13	3	0	13	19	2	.278
TOTALS	4.83	32	48	80	80	2	3	17	685.1	2664	701	404	368	106	37	241	451	30	.263



Ramon Ortiz

2003 Angels vs. RHP



BATTER	AVG	G	AB	R	H	2B	3B	HR	RBI	SH	SF	HP	BB	SO	SB	CS	GI	
																	DP	DP
Amazaga,A	.208	31	77	10	16	3	2	2	6	1	0	1	8	16	2	2	2	2
Anderson,G	.318	142	406	57	129	30	3	21	77	0	1	0	23	49	1	2	10	10
Davanon,J	.274	121	292	47	80	13	1	10	36	4	5	1	34	47	14	5	5	5
Delgado,W	.359	18	39	3	14	0	0	0	4	0	0	0	6	6	0	0	0	0
Durrington,T	.167	10	12	3	2	0	0	0	0	0	0	0	0	0	1	1	0	0
Eckstein,D	.251	108	319	41	80	16	1	1	19	6	3	9	28	32	9	2	8	8
Erstad,D	.227	61	172	23	39	6	1	2	10	0	2	2	12	28	3	0	5	5
Figgins,D	.303	60	152	20	46	5	2	0	14	5	3	0	12	29	8	7	0	0
Fullmer,B	.313	62	176	29	55	8	2	8	29	0	0	1	24	27	5	4	4	4
Gil,B	.217	34	46	6	10	0	0	1	4	2	0	0	1	16	2	1	0	0
Glaus,T	.226	83	230	37	52	11	1	14	40	0	1	1	30	55	3	2	6	6
Gregorio,T	.167	11	18	1	3	0	0	0	2	0	0	0	1	8	0	0	0	0
Johnson,G	.375	5	8	1	3	1	0	0	0	0	0	0	1	1	0	1	0	0
Kennedy,A	.281	132	334	54	94	14	1	11	36	0	3	8	40	50	15	6	4	4
Molina,B	.278	112	295	26	82	16	0	7	52	2	3	2	7	24	1	1	14	14
Molina,J	.141	39	64	5	9	2	0	0	3	3	1	2	0	16	0	0	1	1
Owens,E	.214	80	98	13	21	2	0	0	2	1	0	1	5	12	3	3	2	2
Quinlan,R	.288	30	59	7	17	3	1	0	2	1	0	0	3	13	1	1	0	0
Ramirez,J	.000	6	2	1	0	0	0	0	0	1	0	0	0	0	0	0	0	0
Riggs,A	.195	19	41	6	8	1	1	3	4	1	0	0	4	7	0	0	2	2
Salmon,T	.275	134	371	46	102	25	3	12	46	0	3	8	44	73	2	0	11	11
Spiezo,S	.282	143	373	53	105	30	6	13	61	0	5	3	35	44	5	2	10	10
Wesson,B	.286	9	7	2	2	0	0	1	3	0	0	0	0	2	1	0	0	0
Wooten,W	.248	68	121	10	30	2	0	2	11	0	1	0	10	25	0	2	5	5
PITCHERS	.111		18	1	2	0	0	0	0	1	0	0	0	8	0	0	0	0
TOTALS	.268		3730	502	1001	188	25	108	461	28	31	39	328	588	76	42	89	

PITCHER	AVG	AB	H	HR	HB	BB	SO
Bootcheck,C	.385	26	10	4	0	2	4
Callaway,M	.368	76	28	3	0	7	12
Donnelly,B	.202	129	26	0	3	10	47
Glover,G	.320	50	16	0	1	3	7
Gregg,K	.205	44	9	2	0	5	7
Jones,G	.241	58	14	1	1	8	13
Lackey,J	.269	353	95	16	7	26	66
Mladich,J	.667	6	4	0	0	1	1
Ortiz,R	.282	351	99	12	7	21	62
Percival,T	.205	88	18	4	2	4	21
Rodriguez,F	.157	134	21	4	2	11	59
Rodriguez,R	.500	6	3	0	0	1	1
Schoenewei,S	.324	71	23	2	0	5	11
Sele,A	.322	214	69	10	6	24	25
Shields,R	.264	288	76	3	2	10	50
Turnbow,T	.115	26	3	0	0	2	9
Washburn,J	.264	609	161	28	8	42	77
Weber,B	.280	157	44	6	0	6	31
TOTALS	.269	2855	767	100	42	203	530



Brendan Donnelly



Darin Erstad



2003 Angels vs. LHP

BATTER	AVG	G	AB	R	H	2B	3B	HR	RBI	SH	SF	HP	BB	SO	SB	GI	
																CS	DP
Amezaga,A	.214	15	28	5	6	0	0	0	1	4	0	0	1	7	0	0	0
Anderson,G	.310	105	232	23	72	19	1	8	39	0	3	0	8	34	5	1	5
Davanon,J	.342	40	38	9	13	3	0	2	7	0	0	0	8	12	3	0	1
Delgado,W	.182	6	11	1	2	0	0	0	0	0	0	0	2	2	0	0	1
Durrington,T	.000	3	2	2	0	0	0	0	1	0	0	0	3	0	0	0	0
Eckstein,D	.256	59	133	18	34	6	0	2	12	4	1	6	8	13	7	3	1
Erstad,D	.302	40	86	12	26	1	0	2	7	2	0	2	6	12	6	1	3
Figgins,D	.284	37	88	14	25	4	2	0	13	1	1	0	8	9	5	0	1
Fullmer,B	.267	23	30	3	8	1	0	1	6	0	1	1	2	4	0	0	0
Gil,B	.177	35	79	6	14	5	1	0	5	2	2	0	3	17	3	0	5
Glaus,T	.303	51	89	16	27	6	1	2	10	0	0	0	16	18	4	0	2
Gregorio,T	.000	1	1	0	0	0	0	0	0	0	0	1	0	0	0	0	0
Kennedy,A	.235	70	115	17	27	3	0	2	13	2	2	1	5	23	7	3	3
Molina,B	.289	57	114	11	33	8	0	7	19	0	1	0	6	7	0	0	3
Molina,J	.240	27	50	7	12	2	0	0	3	1	0	1	1	10	0	0	0
Owens,E	.308	61	143	16	44	4	0	1	18	3	1	0	5	12	8	5	2
Quinlan,R	.286	17	35	6	10	1	1	0	2	0	0	0	3	3	0	1	3
Riggs,A	.350	12	20	5	7	3	0	0	1	1	0	0	5	2	3	1	0
Salmon,T	.274	78	157	32	43	10	1	7	26	0	3	2	33	20	1	1	1
Spiezio,S	.223	85	148	16	33	6	1	3	22	2	2	2	11	22	1	1	2
Wesson,B	.000	2	4	0	0	0	0	0	0	0	0	0	2	0	0	0	0
Wooten,W	.238	70	151	15	36	6	0	5	21	0	2	1	14	20	0	2	2
PITCHERS	.000		3	0	0	0	0	0	0	0	0	0	1	0	0	0	1
TOTALS	.269		1757	234	472	88	8	42	226	22	19	17	148	250	53	19	36

PITCHER	AVG	AB	H	HR	HB	BB	SO
Appier,K	.274	208	57	12	5	21	23
Bootcheck,C	.286	21	6	1	0	4	3
Callaway,M	.326	89	29	4	1	9	10
Donnelly,B	.199	146	29	2	1	14	32
Glover,G	.310	58	18	3	0	5	7
Gregg,K	.205	44	9	1	1	3	7
Jones,G	.283	53	15	2	1	6	15
Lackey,J	.286	448	128	15	3	40	85
Miadich,J	.250	4	1	0	1	0	2
Ortiz,R	.291	378	110	16	5	42	32
Percival,T	.165	91	15	3	1	19	27
Rodriguez,F	.185	157	29	8	0	24	36
Rodriguez,R	.143	7	1	0	0	0	2
Schoeneweis,S	.182	77	14	0	3	5	18
Sele,A	.252	262	66	7	6	34	28
Shields,R	.229	271	62	9	3	28	61
Turnbow,T	.167	24	4	0	0	1	6
Washburn,J	.230	191	44	6	3	12	41
Weber,B	.270	148	40	1	0	16	15
TOTALS	.253	2677	677	90	34	283	450



David Eckstein



Bengie Molina

2003 Angels Fielding Statistics



Pitcher

PLAYER	TEAM	T	PCT	RANK	G	GS	PO	A	E	TC	DP	TP
Appier,K	KC #	R	1.000	0	23	23	4	6	0	10	0	0
Bootcheck,C	ANA	R	.000	0	4	1	0	0	0	0	0	0
Callaway,M	TEX #	R	.929	0	23	7	8	5	1	14	1	0
Donnelly,B	ANA	R	.778	0	63	0	4	3	2	9	0	0
Glover,G	ANA #	R	.889	0	42	0	2	6	1	9	2	0
Gregg,K	ANA	R	1.000	0	5	3	1	1	0	2	0	0
Jones,G	ANA	R	1.000	0	18	0	0	1	0	1	0	0
Lackey,J	ANA	R	.923	35	33	33	14	22	3	39	2	0
Miadich,J	ANA	R	1.000	0	1	0	1	0	0	1	0	0
Ortiz,R	ANA	R	.882	38	32	32	12	18	4	34	1	0
Percival,T	ANA	R	1.000	0	52	0	2	0	0	2	0	0
Rodriguez,F	ANA	R	1.000	0	59	0	6	9	0	15	2	0
Rodriguez,R	ANA	L	.000	0	3	0	0	0	0	0	0	0
Schoeneweis,S	CWS #	L	.846	0	59	0	3	8	2	13	1	0
Sele,A	ANA	R	.952	0	25	25	6	14	1	21	0	0
Shields,R	ANA	R	.978	0	44	13	18	26	1	45	0	0
Turnbow,T	ANA	R	1.000	0	11	0	3	1	0	4	1	0
Washburn,J	ANA	L	.958	29	32	32	6	17	1	24	1	0
Weber,B	ANA	R	.917	0	62	0	5	17	2	24	0	0
Appier,K	ANA	R	1.000	0	19	19	3	6	0	9	0	0
Appier,K	KC	R	1.000	0	4	4	1	0	0	1	0	0
Callaway,M	ANA	R	.900	0	17	4	5	4	1	10	0	0
Callaway,M	TEX	R	1.000	0	6	3	3	1	0	4	1	0
Glover,G	ANA	R	1.000	0	18	0	1	3	0	4	1	0
Glover,G	CWS	R	.800	0	24	0	1	3	1	5	1	0
Schoeneweis,S	ANA	L	.800	0	39	0	2	6	2	10	1	0
Schoeneweis,S	CWS	L	1.000	0	20	0	1	2	0	3	0	0

Catcher

PLAYER	TEAM	T	PCT	RANK	G	GS	PO	A	E	TC	DP	TP	PB
Gregorio,T	ANA	R	.979	0	12	12	44	2	1	47	0	0	3
Molina,B	ANA	R	.993	7	117	109	672	63	5	740	10	0	4
Molina,J	ANA	R	.996	0	53	39	221	17	6	239	0	0	3
Wooten,W	ANA	R	1.000	0	19	8	65	4	0	69	0	0	1

First Base

PLAYER	TEAM	T	PCT	RANK	G	GS	PO	A	E	TC	DP	TP
Fullmer,B	ANA	R	1.000	0	19	17	142	11	0	153	17	0
Gil,B	ANA	R	1.000	0	5	1	15	4	0	19	2	0
Quinlan,R	ANA	R	.988	0	33	19	146	13	2	161	15	0
Riggs,A	ANA	R	.976	0	10	9	71	10	2	83	5	0
Spiezo,S	ANA	R	.994	6	114	89	722	57	5	784	61	0
Wooten,W	ANA	R	.995	0	32	27	207	14	1	222	21	0

Second Base

PLAYER	TEAM	T	PCT	RANK	G	GS	PO	A	E	TC	DP	TP
Delgado,W	ANA	R	1.000	0	1	1	4	3	0	7	1	0
Durrington,T	ANA	R	1.000	0	5	1	1	5	0	6	0	0
Figgins,D	ANA	R	.980	0	14	12	23	27	1	51	6	0
Gil,B	ANA	R	.979	0	28	22	32	62	2	96	14	0
Kennedy,A	ANA	R	.990	1	140	125	235	371	6	612	78	0
Riggs,A	ANA	R	1.000	0	3	1	3	3	0	6	0	0

Third Base

PLAYER	TEAM	T	PCT	RANK	G	GS	PO	A	E	TC	DP	TP
Amezaga,A	ANA	R	.941	0	13	11	12	20	2	34	1	0
Delgado,W	ANA	R	.867	0	9	4	3	10	2	15	2	0
Durrington,T	ANA	R	1.000	0	4	1	1	1	0	2	0	0
Gil,B	ANA	R	1.000	0	4	1	2	2	0	4	1	0
Glaus,T	ANA	R	.923	0	87	86	56	136	16	208	11	0
Spiezo,S	ANA	R	.939	0	52	43	31	61	6	98	10	0
Wooten,W	ANA	R	.974	0	17	16	12	26	1	39	1	0

Shortstop

PLAYER	TEAM	T	PCT	RANK	G	GS	PO	A	E	TC	DP	TP
Amezaga,A	ANA	R	.970	0	24	21	39	57	3	99	11	0
Delgado,W	ANA	R	.974	0	9	8	20	18	1	39	6	0
Eckstein,D	ANA	R	.984	2	116	114	193	293	8	494	67	0
Figgins,D	ANA	R	.935	0	8	6	11	18	2	31	4	0
Gil,B	ANA	R	.938	0	20	13	25	35	4	64	12	0

Outfielders

PLAYER	TEAM	T	PCT	RANK	G	GS	PO	A	E	TC	DP	TP
Anderson,G	ANA	L	.997	2	144	144	326	13	1	340	2	0
Davanon,J	ANA	R	.983	20	115	82	229	2	4	283	0	0
Durrington,T	ANA	R	.000	0	1	0	0	0	0	0	0	0
Erstad,D	ANA	L	1.000	0	66	66	190	2	0	192	1	0
Figgins,D	ANA	R	1.000	0	47	41	113	1	0	114	0	0
Johnson,G	ANA	L	1.000	0	4	2	6	0	0	6	0	0
Owens,E	ANA	R	.971	0	97	60	164	3	5	172	2	0
Quinlan,R	ANA	R	1.000	0	1	1	5	0	0	5	0	0
Ramirez,J	ANA	R	.750	0	5	0	3	0	1	4	0	0
Riggs,A	ANA	R	1.000	0	8	7	13	1	0	14	1	0
Salmon,T	ANA	R	.958	0	78	78	133	4	6	143	1	0
Spiezo,S	ANA	R	1.000	0	10	3	6	0	0	6	0	0
Wesson,B	ANA	R	1.000	0	9	2	9	0	0	9	0	0

A 2003 American League Hitting Statistics

American League Pinch Hitters

CLUB	AVG	AB	R	H	TB	2B	3B	HR	RBI	SH	SF	HP	BB	IBB	SO	SB	CS	DP	SLG	OBP
Minnesota	.324	105	15	34	55	6	0	5	19	0	1	0	13	3	29	0	0	6	.534	.395
Anaheim	.313	99	14	31	43	9	0	1	18	0	0	2	12	2	25	2	0	4	.434	.398
Detroit	.301	103	11	31	40	3	0	2	14	0	0	3	13	3	25	1	0	3	.388	.354
Kansas City	.274	73	14	20	32	1	1	3	5	1	0	1	8	1	21	2	0	5	.438	.395
Baltimore	.267	60	4	16	23	4	0	1	6	0	1	0	7	0	21	2	1	2	.383	.338
Boston	.242	91	7	22	41	7	0	4	19	1	3	1	13	3	25	0	0	0	.451	.333
Toronto	.231	108	12	25	32	5	1	0	20	1	2	2	12	3	32	0	0	4	.296	.315
Tampa Bay	.226	124	10	28	47	6	2	3	30	2	2	3	17	3	35	2	1	1	.379	.329
Oakland	.225	102	9	23	35	6	0	2	18	1	1	0	10	1	33	1	0	6	.343	.292
New York	.205	83	5	17	24	4	0	1	12	1	0	1	13	2	21	0	1	4	.289	.320
Texas	.191	68	3	13	16	3	0	0	7	0	0	1	10	1	14	0	0	2	.235	.304
Chicago	.190	105	12	20	34	5	0	3	16	0	1	0	12	1	28	1	0	2	.324	.271
Seattle	.167	60	4	10	16	0	0	2	8	2	1	1	8	2	17	0	0	3	.267	.271
Cleveland	.159	82	4	13	13	0	0	0	11	1	4	1	14	1	25	1	0	2	.159	.277
Totals	.240	1263	124	303	451	59	4	27	203	10	16	16	162	26	351	12	3	44	.357	.330

American League Designated Hitters

CLUB	AVG	AB	R	H	TB	2B	3B	HR	RBI	SH	SF	HP	BB	IBB	SO	SB	CS	DP	SLG	OBP
Seattle	.291	553	93	161	263	30	0	24	107	0	7	9	104	8	108	5	1	17	.476	.407
Minnesota	.273	600	83	164	261	40	0	19	96	0	1	6	57	5	146	6	0	18	.435	.342
Detroit	.273	575	68	157	256	23	5	22	69	0	4	8	58	8	144	6	4	15	.445	.346
Boston	.270	574	109	155	307	37	2	37	117	1	6	6	91	11	120	4	3	12	.535	.372
Kansas City	.268	590	86	158	238	28	2	16	85	4	3	6	61	6	109	4	3	19	.403	.341
Cleveland	.268	579	88	155	262	33	4	22	88	3	2	7	71	7	132	12	6	10	.453	.354
Toronto	.263	589	88	155	265	30	1	26	85	0	3	15	61	5	146	1	6	19	.450	.346
Anaheim	.256	574	65	147	239	30	1	20	86	1	4	4	66	5	99	6	6	14	.416	.335
Chicago	.253	566	86	143	276	31	0	34	91	0	5	11	92	4	108	0	2	13	.488	.365
Texas	.253	590	86	149	280	28	2	33	101	0	2	5	70	8	105	3	1	11	.475	.336
Baltimore	.247	583	67	144	220	30	2	14	61	5	1	3	60	5	116	3	1	14	.377	.320
Tampa Bay	.245	588	67	144	227	32	3	15	67	1	4	10	55	8	126	2	3	16	.386	.318
Oakland	.239	565	89	135	229	31	0	21	74	0	5	3	89	8	117	1	1	10	.405	.343
New York	.238	568	77	135	232	23	1	24	86	3	5	14	92	2	119	2	2	17	.408	.355
Totals	.260	8094	1152	2102	3555	426	23	327	1231	18	52	107	1027	90	1695	55	39	205	.439	.349



TM

2003 American League Club Rankings



Club Batting

CLUB	AVG	G	AB	R	OR	H	TB	2B	3B	HR	GS	RBI	SH	SF	HP	BB	IBB	SO	SB	CS	DP	GI				
																						LOB	SHO	SLG	OBP	
Boston	.289	162	5769	961	809	1667	2832	371	40	238	5	932	24	64	53	620	61	943	88	35	126	1224	5	.491	.360	
Toronto	.279	162	5661	894	826	1580	2573	357	33	190	5	853	11	56	90	546	40	1081	37	25	146	1175	5	.455	.349	
Minnesota	.277	162	5655	801	758	1567	2440	318	45	155	2	755	42	52	63	512	36	1027	94	44	139	1166	5	.431	.341	
Kansas City	.274	162	5568	836	867	1526	2378	288	39	162	2	781	63	57	75	476	32	926	120	42	128	1096	5	.427	.336	
Seattle	.271	162	5561	795	637	1509	2282	290	33	139	8	759	35	46	53	586	34	989	108	37	130	1202	10	.410	.344	
New York	.271	163	5605	877	716	1518	2540	304	14	230	9	845	25	35	81	684	54	1042	98	33	154	1239	7	.453	.356	
Anaheim	.268	162	5487	736	743	1473	2265	276	33	150	4	867	50	56	476	42	838	129	61	125	1086	12	.413	.330		
Baltimore	.268	163	5665	743	820	1516	2297	277	24	152	6	695	51	40	54	431	32	902	89	36	123	1121	12	.405	.323	
Texas	.266	162	5664	826	969	1506	2569	274	36	239	5	799	24	42	75	488	31	1052	65	25	115	1141	11	.454	.330	
Tampa Bay	.265	162	5654	715	652	1501	2286	298	38	137	3	678	32	50	56	420	46	1030	142	42	108	1129	10	.404	.320	
Chicago	.263	162	5487	791	715	1445	2446	303	19	220	6	766	43	41	58	519	27	916	77	29	132	1074	8	.446	.331	
Oakland	.254	162	5497	768	643	1398	2291	317	24	176	4	742	22	53	59	556	52	898	48	14	118	1130	6	.417	.327	
Cleveland	.254	162	5572	699	778	1413	2235	296	26	158	2	660	46	41	62	466	25	1062	86	61	128	1068	5	.401	.316	
Detroit	.240	162	5466	591	928	1312	2050	201	39	153	2	553	65	49	47	443	24	1099	98	63	114	1047	17	.375	.300	
Totals	.267		78311	11061		33484		443		2499	63	533		882		536		13805	1279		1786		118		.428	.333
		1135		11033		20931		4170		2499		10505		676		7223		13805	547		15898					

Club Pitching

CLUB	W	L	ERA	G	CG	SHO	REL	SV	IP	H	R	ER	HR	HB	BB	IBB	SO	WP	BK	AVG	OPP
Seattle	93	69	3.76	162	8	15	366	38	1441.0	1340	637	602	173	54	466	24	1001	35	4	247	
New York	101	61	4.02	163	8	12	367	49	1462.0	1512	716	653	145	49	375	36	1119	33	0	265	
Chicago	86	76	4.17	162	12	4	361	36	1431.0	1364	715	663	162	53	518	30	1056	39	4	253	
Cleveland	68	94	4.21	162	5	7	428	34	1459.1	1477	778	682	179	64	501	37	943	49	7	264	
Anaheim	77	85	4.28	182	5	9	375	39	1431.1	1444	743	680	190	76	486	38	980	53	3	261	
Minnesota	90	72	4.41	162	7	8	399	45	1462.0	1526	758	716	187	50	402	35	997	62	9	268	
Boston	95	67	4.48	162	5	6	437	36	1464.2	1503	809	729	153	76	488	41	1141	44	0	263	
Toronto	86	76	4.69	162	14	6	443	36	1435.0	1560	826	748	184	57	485	46	984	56	2	276	
Baltimore	71	91	4.76	163	9	3	425	41	1449.2	1579	820	767	198	80	526	43	981	42	4	278	
Tampa Bay	63	99	4.93	162	7	7	372	30	1436.2	1454	852	787	196	95	639	37	877	65	9	264	
Kansas City	83	79	5.05	162	7	10	407	36	1438.2	1569	867	808	190	66	566	33	865	60	9	279	
Detroit	43	119	5.30	162	3	5	451	27	1438.2	1616	928	847	195	56	557	35	764	52	5	286	
Texas	71	91	5.67	162	4	3	494	43	1433.1	1625	969	903	208	63	603	45	1009	51	8	288	
Totals	1123	1145	4.52	1135	110	109	5689	538	20225.0	20905	11061	10167	2500	893	7111	522	13735	682	74	267	

Club Fielding

CLUB	PCT	G	PO	A	E	TC	DP	TP	PB
Seattle	.989	162	4323	1450	65	5838	159	0	12
Minnesota	.985	162	4386	1481	87	5954	114	0	10
Texas	.985	162	4300	1703	94	6097	168	0	11
Chicago	.984	162	4293	1588	93	5974	154	0	13
Baltimore	.983	163	4349	1683	105	6137	164	0	12
Tampa Bay	.983	162	4310	1580	103	5993	158	0	9
Oakland	.983	162	4325	1779	107	6211	145	0	9
Kansas City	.982	162	4316	1704	108	6128	143	0	8
Anaheim	.982	162	4294	1517	105	5916	136	0	11
Boston	.982	162	4394	1679	113	6186	130	0	20
New York	.981	163	4386	1578	114	6078	126	0	13
Toronto	.981	162	4305	1742	117	6164	161	0	10
Cleveland	.980	162	4378	1780	126	6284	178	0	11
Detroit	.978	162	4316	1813	138	6267	194	0	11
Totals	.983	1135	60675	23077	1475	85227	2132	0	160

A 2003 American League Club Rankings

Won At Home

CLUB	OAK	BOS	CWS	SEA	NYY	MIN	ANA	TEX	TOR	KC	BAL	CLE	TB	DET	NL	WON	LOST	PCT
OAK	-	2	2	5	4	1	7	8	2	2	6	5	5	2	6	57	24	.704
BOS	1	-	1	4	4	1	4	3	6	3	5	2	7	6	6	53	28	.654
CWS	3	2	-	0	2	7	3	3	2	5	3	7	2	7	5	51	30	.630
SEA	7	2	4	-	1	1	6	6	2	2	4	3	3	5	4	50	31	.617
NYY	1	5	1	3	-	3	1	2	4	3	6	4	6	3	8	50	32	.610
MIN	6	2	7	1	0	-	2	3	0	5	2	4	3	8	5	48	33	.593
ANA	5	1	3	4	1	4	-	6	2	4	1	3	2	3	6	45	37	.549
TEX	3	4	3	6	1	4	6	-	1	2	1	4	3	3	2	43	38	.531
TOR	1	5	2	2	3	0	3	2	-	2	6	2	4	3	6	41	40	.506
KC	1	1	4	3	2	6	0	3	0	-	2	5	2	7	4	40	40	.500
BAL	2	4	2	2	2	2	6	5	4	1	-	1	6	0	3	40	40	.500
CLE	2	1	6	3	2	3	3	2	1	2	1	-	2	6	4	38	43	.469
TB	2	5	2	2	2	0	2	3	5	2	7	0	-	2	2	36	45	.444
DET	2	1	5	0	1	3	1	0	2	2	0	4	1	-	1	23	58	.284
NL	6	4	4	3	4	4	4	7	5	4	7	7	8	6	-	73	53	.579
LOST ON ROAD	42	39	46	38	29	39	48	53	36	39	51	51	54	61	62	688	572	.546

Won On Road

CLUB	NYY	TOR	SEA	KC	MIN	BOS	OAK	CWS	ANA	BAL	CLE	TEX	TB	DET	NL	WON	LOST	PCT
NYY	-	6	2	1	4	5	2	1	5	7	1	2	8	2	5	51	29	.638
TOR	6	-	2	3	3	4	1	1	4	5	2	2	4	4	4	45	36	.556
SEA	3	1	-	3	5	0	5	3	5	1	3	4	1	3	6	43	38	.531
KC	0	1	1	-	5	0	1	4	3	2	8	4	2	7	5	43	39	.524
MIN	0	3	2	3	-	2	2	3	2	2	6	2	3	7	5	42	39	.519
BOS	5	4	1	2	1	-	2	4	2	5	2	2	5	2	5	42	39	.519
OAK	2	3	2	5	0	2	-	3	5	1	1	7	1	4	3	39	42	.481
CWS	2	4	2	6	2	2	1	-	1	1	4	0	1	4	5	35	46	.432
ANA	2	0	4	2	1	2	3	0	-	0	3	3	4	3	5	32	48	.400
BAL	4	4	2	2	1	5	0	0	2	-	2	2	2	3	2	31	51	.378
CLE	0	1	0	4	6	1	1	2	0	2	-	2	3	6	2	30	51	.370
TEX	4	4	4	0	0	0	1	1	4	1	1	-	3	3	2	28	53	.346
TB	3	6	3	1	0	2	1	1	1	4	2	0	-	2	1	27	54	.333
DET	0	0	1	3	1	0	1	3	0	3	3	1	1	-	3	20	61	.247
NL	1	3	5	5	4	3	3	4	3	6	5	7	7	8	-	64	62	.508
LOST AT HOME	32	40	31	40	33	28	24	30	37	40	43	38	45	58	53	572	688	.454

Home Runs By Club

CLUB	TEX	BOS	NYY	CWS	TOR	OAK	KC	CLE	MIN	DET	BAL	ANA	SEA	TB	NL	HIT	ALLOWED
TEX	-	13	8	9	23	19	10	17	17	9	13	38	29	13	21	239	208
BOS	13	-	26	10	26	6	6	5	5	11	38	14	10	33	35	238	153
NYY	12	17	-	8	25	10	10	9	16	13	33	11	12	25	29	230	145
CWS	15	8	13	-	8	9	33	24	28	29	4	6	9	11	23	220	162
TOR	12	20	14	9	-	4	7	7	8	11	24	6	6	29	33	190	184
OAK	33	7	8	11	13	-	15	6	6	5	10	25	15	5	17	176	140
KC	12	7	2	17	8	4	-	14	19	24	7	6	13	7	22	162	190
CLE	12	3	5	23	3	7	18	-	23	26	6	7	9	7	9	158	179
MIN	6	6	1	16	5	11	22	19	-	19	5	7	13	10	15	155	187
DET	7	6	3	10	5	7	19	29	16	-	7	13	8	6	17	153	195
BAL	10	10	17	7	21	4	9	6	6	2	-	13	7	19	21	152	198
ANA	22	8	7	4	5	18	8	9	9	6	7	-	13	5	29	150	190
SEA	18	2	7	13	4	10	13	6	10	15	2	21	-	9	9	139	173
TB	9	18	11	7	21	5	2	9	3	7	19	3	15	-	8	137	196
TOTALS OFF PITCHING	181	125	122	144	167	114	172	160	166	177	175	170	159	179	288	2,499	2,500

2003 American League Batting Leaders



BATTING AVERAGE

.326	Mueller, B	BOS
.325	Ramirez, M	BOS
.324	Jeter, D	NYN
.317	Wells, V	TOR
.317	Ordonez, M	CWS
.315	Anderson, G	ANA
.312	Suzuki, J	SEA
.312	Pierzynski, A	MIN
.311	Huff, A	TB
.307	Stewart, S	MIN

HOME RUNS

47	Rodriguez, A	TEX
42	Thomas, F	CWS
42	Delgado, C	TOR
41	Giambi, J	NYN
38	Soriano, A	NYN
38	Palmeiro, R	TEX
37	Ramirez, M	BOS
35	Boone, B	SEA
34	Huff, A	TB
33	Wells, V	TOR

RUNS BATTED IN

145	Delgado, C	TOR
118	Rodriguez, A	TEX
117	Wells, V	TOR
117	Boone, B	SEA
116	Anderson, G	ANA
113	Lee, C	CWS
112	Palmeiro, R	TEX
107	Huff, A	TB
107	Giambi, J	NYN
106	(02) PLAYERS	TIED

MULTI HIT GAMES

66	Suzuki, J	SEA
65	Wells, V	TOR
63	Young, M	TEX
62	Soriano, A	NYN
60	Garciaparr, N	BOS
59	Anderson, G	ANA
58	Crawford, C	TB
56	Lee, C	CWS
56	Ibanez, R	KC
55	Huff, A	TB

RUNS

124	Rodriguez, A	TEX
120	Garciaparr, N	BOS
118	Wells, V	TOR
117	Ramirez, M	BOS
117	Delgado, C	TOR
114	Soriano, A	NYN
111	Suzuki, J	SEA
111	Boone, B	SEA
106	Young, M	TEX
103	(02) PLAYERS	TIED

HITS

215	Wells, V	TOR
212	Suzuki, J	SEA
204	Young, M	TEX
201	Anderson, G	ANA
198	Soriano, A	NYN
198	Huff, A	TB
198	Garciaparr, N	BOS
192	Ordonez, M	CWS
185	Ramirez, M	BOS
184	Baldelli, R	TB

TOTAL BASES

373	Wells, V	TOR
364	Rodriguez, A	TEX
358	Soriano, A	NYN
353	Huff, A	TB
345	Garciaparr, N	BOS
345	Anderson, G	ANA
338	Delgado, C	TOR
334	Ramirez, M	BOS
333	Boone, B	SEA
331	Ordonez, M	CWS

GRAND SLAMS

2 (14) PLAYERS TIED

DOUBLES

49	Wells, V	TOR
49	Anderson, G	ANA
47	Huff, A	TB
46	Ordonez, M	CWS
45	Hinske, E	TOR
45	Mueller, B	BOS
44	Stewart, S	MIN
42	Matsui, H	NYN
42	Tejada, M	OAK
39	(03) PLAYERS	TIED

TRIPLES

14	Guzman, C	MIN
13	Garciaparr, N	BOS
10	Beltran, C	KC
9	Crawford, C	TB
9	Byrnes, E	OAK
9	Young, M	TEX
9	Rivas, L	MIN
8	Suzuki, J	SEA
8	Baldelli, R	TB
7	(03) PLAYERS	TIED

STOLEN BASES

55	Crawford, C	TB
44	Sanchez, A	DET
41	Beltran, C	KC
35	Soriano, A	NYN
34	Suzuki, J	SEA
30	Damon, J	BOS
27	Baldelli, R	TB
23	Roberts, B	BAL
23	Winn, R	SEA
22	Kennedy, A	ANA

HITTING STREAKS

26	Garciaparr, N	BOS
	04/27 - 05/26	
23	Mora, M	BAL
	05/17 - 06/12	
22	Byrnes, E	OAK
	05/08 - 06/01	
20	(05) STREAKS	TIED

WALKS

129	Giambi, J	NYN
109	Delgado, C	TOR
100	Durazo, E	OAK
100	Thomas, F	CWS
97	Ramirez, M	BOS
93	Posada, J	NYN
92	Martinez, E	SEA
87	Rodriguez, A	TEX
84	Olerud, J	SEA
84	Palmeiro, R	TEX

ON BASE PERCENTAGE

.427	Ramirez, M	BOS
.426	Delgado, C	TOR
.412	Giambi, J	NYN
.406	Martinez, E	SEA
.405	Posada, J	NYN
.398	Mueller, B	BOS
.396	Nixon, T	BOS
.396	Rodriguez, A	TEX
.393	Mientkiewi, D	MIN
.393	Jeter, D	NYN

SLUGGING PERCENTAGE

.600	Rodriguez, A	TEX
.593	Delgado, C	TOR
.592	Ortiz, D	BOS
.587	Ramirez, M	BOS
.578	Nixon, T	BOS
.562	Thomas, F	CWS
.555	Huff, A	TB
.550	Wells, V	TOR
.546	Ordonez, M	CWS
.541	Anderson, G	ANA

EXTRA BASE HITS

87	Wells, V	TOR
84	Huff, A	TB
83	Rodriguez, A	TEX
82	Anderson, G	ANA
81	Delgado, C	TOR
79	Soriano, A	NYN
78	Garciaparr, N	BOS
78	Ordonez, M	CWS
77	Thomas, F	CWS
75	Boone, B	SEA

OUTFIELD ASSISTIS

14	Baldelli, R	TB
13	Matsui, H	NYN
13	Anderson, G	ANA
12	Suzuki, J	SEA
11	Ramirez, M	BOS
10	Gonzalez, J	TEX
10	Crawford, C	TB
10	Beltran, C	KC
9	(05) PLAYERS	TIED

HOME BATTING AVG

.359	Garciaparr, N	BOS
.353	Young, M	TEX
.342	Blalock, H	TEX
.342	Mueller, B	BOS
.337	Delgado, C	TOR
.333	Beltran, C	KC
.331	Ramirez, M	BOS
.324	Ordonez, M	CWS
.323	Walker, T	BOS
.319	Crawford, C	TB

ROAD BATTING AVG.

.339	Martinez, E	SEA
.339	Anderson, G	ANA
.330	Jeter, D	NYN
.329	Wells, V	TOR
.328	Pierzynski, A	MIN
.325	Mientkiewi, D	MIN
.320	Huff, A	TB
.320	Ramirez, M	BOS
.312	Anderson, M	TB
.311	Suzuki, J	SEA

RISP BATTING AVG

.357	Delgado, C	TOR
.352	Martinez, E	SEA
.349	Winn, R	SEA
.347	Beltran, C	KC
.346	Lee, C	CWS
.344	Catalanott, F	TOR
.343	Suzuki, J	SEA
.341	Anderson, M	TB
.340	Anderson, G	ANA
.339	Everett, C	CWS

DAY BATTING AVG

.362	Mientkiewi, D	MIN
.340	Rodriguez, A	TEX
.331	Pierzynski, A	MIN
.324	Nixon, T	BOS
.324	Everett, C	CWS
.321	Randa, J	KC
.321	Ramirez, M	BOS
.321	Suzuki, J	SEA
.316	Conine, J	BAL
.315	Jeter, D	NYN

NIGHT BATTING AVG

.341	Mueller, B	BOS
.332	Wells, V	TOR
.329	Jeter, D	NYN
.328	Jones, J	MIN
.327	Ramirez, M	BOS
.323	Delgado, C	TOR
.322	Beltran, C	KC
.321	Ordonez, M	CWS
.321	Anderson, G	ANA
.314	Berroe (Se.A)	KC

VS RIGHTY AVG

.342	Mueller, B	BOS
.331	Koskie, C	MIN
.330	Nixon, T	BOS
.329	Blalock, H	TEX
.326	Pierzynski, A	MIN
.319	Ibanez, R	KC
.318	Catalanott, F	TOR
.318	Anderson, G	ANA
.317	Jones, J	MIN
.317	Ordonez, M	CWS

VS LEFTY AVG.

.385	Ramirez, M	BOS
.370	Jeter, D	NYN
.359	Suzuki, J	SEA
.357	Garciaparr, N	BOS
.347	Wells, V	TOR
.333	Harvey, K	KC
.331	Stewart, S	MIN
.325	Beltran, C	KC
.318	Huff, A	TB
.317	Ordonez, M	CWS

A 2003 American League Batting Leaders

CAUGHT STEALING

18	Sanchez, A	DET
10	Baldelli, R	TB
10	Crawford, C	TB
10	Tucker, M	KC
9	Crisp, C	CLE
9	Kennedy, A	ANA
9	Blake, C	CLE
9	Guzman, C	MIN
8	(05) PLAYERS	TIED

SACRIFICE BUNTS

18	Santiago, R	DET
13	Berroa (Se, A)	KC
12	Guzman, C	MIN
10	Hairston, J	BAL
10	Eckstein, D	ANA
10	Matos, L	BAL
9	Ellis, M	OAK
9	Randa, J	KC
8	(05) PLAYERS	TIED

SACRIFICE FLIES

12	Conine, J	BAL
11	Stewart, S	MIN
10	Garciparr, N	BOS
10	Walker, T	BOS
10	Ibanez, R	KC
9	Huff, A	TB
9	Koskie, C	MIN
9	Millar, K	BOS
8	(04) PLAYERS	TIED

STRIKEOUTS

140	Giambi, J	NYY
137	Cameron, M	SEA
137	Delgado, C	TOR
130	Soriano, A	NYY
130	Young, D	DET
128	Baldelli, R	TB
126	Rodriguez, A	TEX
125	Boone, B	SEA
123	Pena, C	DET
120	Teixeira, M	TEX

GROUNDED INTO DP

28	Konerko, P	CWS
25	Matsui, H	NYY
22	Ramirez, M	BOS
21	Wells, V	TOR
21	Williams, B	NYY
20	Rivas, L	MIN
20	Lee, C	CWS
20	Olerud, J	SEA
20	Ordonez, M	CWS
20	Batista, T	BAL

INTENTIONAL WALKS

28	Ramirez, M	BOS
23	Delgado, C	TOR
17	Huff, A	TB
16	Young, D	DET
12	Durazo, E	OAK
12	Pierzynski, A	MIN
11	Gibbons, J	BAL
10	Chavez, E	OAK
10	Rodriguez, A	TEX
10	Anderson, G	ANA

HIT BY PITCH

21	Giambi, J	NYY
20	Johnson, R	TOR
19	Delgado, C	TOR
18	Berroa (Se, A)	KC
17	PHELPS, J	TOR
15	Eckstein, D	ANA
15	Pierzynski, A	MIN
15	Rodriguez, A	TEX
15	Everett, C	CWS
14	Teixeira, M	TEX

AT BATS

682	Soriano, A	NYY
679	Giambi, J	SEA
678	Wells, V	TOR
666	Young, M	TEX
658	Garciparr, N	BOS
638	Anderson, G	ANA
637	Baldelli, R	TB
636	Huff, A	TB
636	Tejada, M	OAK
631	Batista, T	BAL

HARDEST TO FAN

(PLATE APP. PER SO)

12.0	Walker, T	BOS
11.8	Garciparr, N	BOS
11.7	Hatteberg, S	OAK
11.7	Cruz, D	BAL
11.5	Eckstein, D	ANA
10.8	Tejada, M	OAK
10.5	Suzuki, I	SEA
10.4	Mientkiewi, D	MIN
9.8	Stewart, S	MIN
9.7	Pierzynski, A	MIN

RBI RATIO

(AT BATS PER RBI)

3.9	Delgado, C	TOR
4.4	Ortiz, D	BOS
4.8	Posada, J	NYY
5.0	Giambi, J	NYY
5.0	Palmeiro, R	TEX
5.1	Nixon, T	BOS
5.1	Martinez, E	SEA
5.1	Rodriguez, A	TEX
5.2	Thomas, F	CWS
5.2	Beltran, C	KC

HOME RUN RATIO

(AT BATS PER HOME RUN)

12.9	Rodriguez, A	TEX
13.0	Thomas, F	CWS
13.0	Giambi, J	NYY
13.6	Delgado, C	TOR
14.5	Ortiz, D	BOS
14.8	Palmeiro, R	TEX
15.4	Ramirez, M	BOS
15.8	Nixon, T	BOS
16.0	Posada, J	NYY
17.8	Boone, B	SEA

HARDEST TO DOUBLE UP

(AT BATS PER GIDP)

226.3	Suzuki, I	SEA
147.0	Nixon, T	BOS
133.5	Guzman, C	MIN
126.0	Crawford, C	TB
121.6	Damon, J	BOS
93.8	Koskie, C	MIN
85.3	Soriano, A	NYY
83.8	Valentin, J	CWS
80.3	Anderson, M	TB
80.1	Palmeiro, R	TEX

GAMES PLAYED

163	Matsui, H	NYY
162	Huff, A	TB
162	Tejada, M	OAK
161	Wells, V	TOR
161	Rodriguez, A	TEX
161	Batista, T	BAL
161	Delgado, C	TOR
160	Gibbons, J	BAL
160	Young, M	TEX
160	Ordonez, M	CWS



TM

2003 American League Pitching Leaders



EARNED RUN AVERAGE

2.22	Martinez,P	BOS
2.70	Hudson,T	OAK
2.90	Loaiza,E	CWS
3.13	Mulder,M	OAK
3.25	Halladay,R	TOR
3.27	Moyer,J	SEA
3.30	Zito,B	OAK
3.40	Mussina,M	NYN
3.57	Franklin,R	SEA
3.60	Sabathia,C	CLE

SAVES

43	Foulke,K	OAK
41	Guardado,E	MIN
40	Rivera,M	NYN
36	Julio,J	BAL
33	Percival,T	ANA
27	MacDougal,R	KC
26	Carter,L	TB
26	Urbina,U	TEX
25	Baez,D	CLE
16	(02) PLAYERS	TIED

GAMES

79	Miller,T	TOR
78	Walker,J	DET
76	Ryan,B	BAL
76	Grimsley,J	KC
74	Hawkins,L	MIN
73	Baez,D	CLE
73	Romero,J	MIN
73	Cordero,F	TEX
72	(04) PLAYERS	TIED

WINNING PERCENTAGE

.800	Santana,J	MIN	(12-03)
.778	Martinez,P	BOS	(14-04)
.759	Halladay,R	TOR	(22-07)
.750	Moyer,J	SEA	(21-07)
.724	Pettitte,A	NYN	(21-08)
.708	Lowe,D	BOS	(17-07)
.700	Ponson,S	BAL	(14-06)
.700	Loaiza,E	CWS	(21-09)
.696	Hudson,T	OAK	(16-07)
.682	Wells,D	NYN	(15-07)

HOME EARNED RUN AVERAGE

1.83	Shields,S	ANA
2.18	Mulder,M	OAK
2.32	Hudson,T	OAK
3.03	Zito,B	OAK
3.04	Mussina,M	NYN
3.09	Sabathia,C	CLE
3.21	Halladay,R	TOR
3.21	Lowe,D	BOS
3.24	Moyer,J	SEA
3.31	Meche,G	SEA

DAY EARNED RUN AVERAGE

1.39	Hudson,T	OAK
1.76	Martinez,P	BOS
2.54	Pineiro,J	SEA
2.62	Pettitte,A	NYN
2.76	Loaiza,E	CWS
2.80	Mulder,M	OAK
2.81	Moyer,J	SEA
2.82	Halladay,R	TOR
2.90	Garcia,F	SEA
2.95	Colon,B	CWS

WINS

22	Halladay,R	TOR
21	Moyer,J	SEA
21	Loaiza,E	CWS
21	Pettitte,A	NYN
17	Mussina,M	NYN
17	Clemens,R	NYN
17	Lowe,D	BOS
16	Pineiro,J	SEA
16	Hudson,T	OAK
16	Ortiz,R	ANA

GAMES STARTED

36	Halladay,R	TOR
35	Zito,B	OAK
35	Buehrle,M	CWS
35	Thomson,J	TEX
34	Hudson,T	OAK
34	Colon,B	CWS
34	Loaiza,E	CWS
33	(10) PLAYERS	TIED

INNINGS PITCHED

266.0	Halladay,R	TOR
242.0	Colon,B	CWS
240.0	Hudson,T	OAK
231.2	Zito,B	OAK
230.1	Buehrle,M	CWS
226.1	Loaiza,E	CWS
217.0	Thomson,J	TEX
215.0	Moyer,J	SEA
214.2	Mussina,M	NYN
213.0	Wells,D	NYN

SHUTOUTS

2	Lackey,J	ANA
2	Mulder,M	OAK
2	Pineiro,J	SEA
2	Hudson,T	OAK
2	Halladay,R	TOR
1	(21) PLAYERS	TIED

ROAD EARNED RUN AVERAGE

1.57	Martinez,P	BOS
2.46	Loaiza,E	CWS
2.53	Clemens,R	NYN
2.76	Escobar,K	TOR
3.08	Gonzalez,J	TB
3.21	Franklin,R	SEA
3.28	Moyer,J	SEA
3.29	Halladay,R	TOR
3.30	Hudson,T	OAK
3.33	Anderson,B	KC

NIGHT EARNED RUN AVERAGE

2.69	Zito,B	OAK
2.92	Mussina,M	NYN
3.02	Loaiza,E	CWS
3.10	Santana,J	MIN
3.25	Hudson,T	OAK
3.26	Clemens,R	NYN
3.36	Mulder,M	OAK
3.38	Sabathia,C	CLE
3.48	Halladay,R	TOR
3.50	Franklin,R	SEA

WINNING STREAKS

15	Halladay,R	TOR
	05/01 - 07/27	
8	Pineiro,J	SEA
	06/16 - 07/31	
8	Santana,J	MIN
	08/03 - 09/20	
8	Pettitte,A	NYN
	06/14 - 07/29	
7	(08) STREAKS	TIED

COMPLETE GAMES

9	Mulder,M	OAK
9	Halladay,R	TOR
9	Colon,B	CWS
4	Zito,B	OAK
4	Ponson,S	BAL
4	Wells,D	NYN
3	(06) PLAYERS	TIED

STRIKEOUTS

207	Loaiza,E	CWS
206	Martinez,P	BOS
204	Halladay,R	TOR
195	Mussina,M	NYN
190	Clemens,R	NYN
180	Pettitte,A	NYN
173	Colon,B	CWS
169	Santana,J	MIN
169	Wakefield,T	BOS
162	Hudson,T	OAK

OPPONENTS BATTING AVERAGE AGAINST

215	Martinez,P	BOS
219	Zito,B	OAK
223	Hudson,T	OAK
233	Loaiza,E	CWS
237	Zambrano,V	TB
238	Mussina,M	NYN
241	Pineiro,J	SEA
246	May,D	KC
246	Moyer,J	SEA
246	Wakefield,T	BOS



Troy Percival

A 2003 American League Pitching Leaders

HITS ALLOWED

253	Halladay,R	TOR
250	Buehrle,M	CWS
242	Wells,D	NYN
242	Radke,B	MIN
236	Cornejo,N	DET
234	Thomson,J	TEX
231	Maroth,M	DET
227	Rogers,K	MIN
227	Pettitte,A	NYN
223	(02) PLAYERS	TIED

WILD PITCHES

15	Zambrano,V	TB
12	Bonderman,J	DET
11	Lackey,J	ANA
11	Garcia,F	SEA
10	Lohse,K	MIN
9	Davis,J	CLE
9	Romero,J	MIN
9	Escobar,K	TOR
9	Lidle,C	TOR
8	(05) PLAYERS	TIED

BALKS

4	Lilly,T	OAK
4	Rogers,K	MIN
3	George,C	KC
3	Halama,J	OAK
3	Zambrano,V	TB
3	Colon,B	CWS
2	(11) PLAYERS	TIED

GAMES FINISHED

67	Foulke,K	OAK
61	MacDougal,R	KC
60	Guardado,E	MIN
57	Rivera,M	NYN
55	Carter,L	TB
51	Julio,J	BAL
49	Percival,T	ANA
46	Baez,D	CLE
45	Koch,B	CWS
37	Urbina,U	TEX

LOSSES

21	Maroth,M	DET
19	Bonderman,J	DET
17	Cornejo,N	DET
16	Lackey,J	ANA
15	Washburn,J	ANA
15	Lidle,C	TOR
14	Buehrle,M	CWS
14	Garcia,F	SEA
14	Thomson,J	TEX
13	(05) PLAYERS	TIED

HIT BATSMEN

20	Zambrano,V	TB
12	Gonzalez,J	TB
12	Westbrook,J	CLE
12	Ortiz,R	ANA
12	Wakefield,T	BOS
12	Helling,R	BAL
12	Sele,A	ANA
11	(06) PLAYERS	TIED

WALKS

106	Zambrano,V	TB
88	Zito,B	OAK
80	Johnson,J	BAL
78	Escobar,K	TOR
76	Pineiro,J	SEA
74	Garland,J	CWS
72	Lowe,D	BOS
71	Garcia,F	SEA
71	Wakefield,T	BOS
70	Lewis,C	TEX

HOME RUNS ALLOWED

34	Maroth,M	DET
34	Washburn,J	ANA
34	Franklin,R	SEA
32	Radke,B	MIN
31	Lackey,J	ANA
31	Garcia,F	SEA
31	May,D	KC
30	Meche,G	SEA
30	Colon,B	CWS
30	Helling,R	BAL

EARNED RUNS

123	Maroth,M	DET
123	Lidle,C	TOR
117	Thomson,J	TEX
106	Buehrle,M	CWS
106	Weaver,J	NYN
106	Radke,B	MIN
105	Lackey,J	ANA
104	Ortiz,R	ANA
104	Colon,B	CWS
104	Burkett,J	BOS

RUNS ALLOWED

133	Lidle,C	TOR
131	Maroth,M	DET
125	Thomson,J	TEX
124	Buehrle,M	CWS
121	Ortiz,R	ANA
118	Bonderman,J	DET
117	Lackey,J	ANA
113	Weaver,J	NYN
113	Lowe,D	BOS
111	(04) PLAYERS	TIED

FEWEST WALKS PER 9 INNINGS

.8	Wells,D	NYN
1.1	Halladay,R	TOR
1.2	Radke,B	MIN
1.7	Mussina,M	NYN
1.9	Mulder,M	OAK
2.0	Anderson,B	KC
2.0	Lohse,K	MIN
2.0	Thomson,J	TEX
2.2	Pettitte,A	NYN
2.2	Loaiza,E	CWS

STRIKEOUTS PER 9 INNINGS

9.9	Martinez,P	BOS
8.2	Loaiza,E	CWS
8.2	Mussina,M	NYN
8.1	Clemens,R	NYN
7.9	Escobar,K	TOR
7.8	Pettitte,A	NYN
7.5	Wakefield,T	BOS
7.4	Lilly,T	OAK
6.9	Halladay,R	TOR
6.7	Lackey,J	ANA

OPPONENTS BATTING AVERAGE AGAINST

.120	Halladay,R	TOR
.215	Martinez,P	BOS
.219	Zito,B	OAK
.223	Hudson,T	OAK
.233	Loaiza,E	CWS
.237	Zambrano,V	TB
.238	Mussina,M	NYN
.241	Pineiro,J	SEA
.246	May,D	KC
.246	Moyer,J	SEA



Francisco Rodriguez



Jarrod Washburn

2003 National League Rankings



Club Batting

CLUB	GI																								
	AVG	G	AB	R	OR	H	TB	2B	3B	HR	GS	RBI	SH	SF	HP	BB	IBB	SO	SB	CS	DP	LOB	SHO	SLG	OBP
Atlanta	.284	162	5670	907	740	1608	2696	321	31	235	5	872	65	49	545	46	933	68	22	124	1170	4	.475	.349	
St. Louis	.279	162	5672	876	796	1580	2574	342	32	196	4	827	87	54	73	580	68	952	82	32	136	1217	7	.454	.350
Pittsburgh	.267	162	5581	753	801	1492	2346	275	45	163	5	711	79	38	87	529	42	1049	86	37	112	1214	9	.420	.338
Colorado	.267	162	5518	853	892	1472	2458	330	31	198	4	814	55	38	52	619	46	1134	63	37	140	1156	12	.445	.344
Florida	.265	162	5490	751	692	1459	2310	292	44	157	0	709	82	41	57	515	44	978	150	74	114	1114	9	.421	.333
San Francisco	.264	161	5456	755	638	1440	2319	281	29	180	6	713	76	39	40	593	79	980	53	37	130	1188	6	.425	.338
Arizona	.263	162	5570	717	685	1467	2320	303	47	152	2	696	63	52	45	531	63	1006	76	38	126	1185	12	.417	.330
Houston	.263	162	5583	805	677	1466	2407	308	30	191	4	763	61	38	81	557	44	1021	66	30	125	1185	5	.431	.336
Philadelphia	.261	162	5543	791	697	1448	2325	325	27	166	6	757	46	38	55	651	56	1155	72	29	120	1220	10	.419	.343
San Diego	.261	162	5531	678	831	1442	2147	257	32	128	3	641	50	42	57	565	34	1073	76	39	142	1219	9	.388	.333
Chicago	.259	162	5519	724	683	1431	2297	302	24	172	1	691	80	46	50	492	40	1158	73	31	135	1114	10	.416	.323
Montreal	.258	162	5437	711	716	1404	2180	294	25	144	5	682	72	40	45	522	58	990	100	39	143	1102	8	.401	.326
Milwaukee	.256	162	5548	714	873	1423	2325	266	24	196	6	685	62	40	71	547	41	1221	99	39	158	1155	7	.419	.329
New York	.247	161	5341	642	754	1317	1999	262	24	124	3	607	78	45	54	489	42	1035	70	31	136	1086	10	.374	.314
Cincinnati	.245	162	5509	694	866	1349	2176	239	21	182	4	669	66	32	79	524	34	1326	80	34	102	1134	10	.395	.318
Los Angeles	.243	162	5458	574	556	1328	2010	260	25	124	2	544	71	28	72	407	43	995	80	36	121	1108	13	.368	.303
Totals	.262	88426	11917	36889	491	60	1993	660	660	1993	660	660	660	660	660	660	660	660	660	660	660	660	660	660	.417
	1295	11945	23126	4657	2708	11381	660	6666	16996	585	18567	141	.332												

Club Pitching

CLUB	OPP																			
	W	L	ERA	G	CG	SHO	REL	SV	IP	H	R	ER	HR	HB	BB	IBB	SO	WP	BK	AVG
Los Angeles	85	77	3.16	162	3	17	438	58	1457.2	1254	556	511	127	40	526	35	1289	50	5	234
San Francisco	100	61	3.73	161	7	10	461	43	1437.1	1349	638	595	136	43	546	34	1006	68	8	250
Chicago	88	74	3.83	162	13	14	420	36	1456.1	1304	683	619	143	71	617	36	1404	63	3	241
Arizona	84	78	3.84	162	7	11	452	42	1455.0	1379	685	621	150	72	526	53	1291	52	9	250
Houston	87	75	3.86	162	1	5	502	50	1450.0	1350	677	622	161	74	565	53	1139	40	4	248
Montreal	83	79	4.01	162	15	10	437	42	1437.2	1467	716	640	181	71	463	51	1028	71	4	264
Florida	91	71	4.04	162	7	11	395	36	1445.1	1415	692	648	128	40	530	40	1132	51	11	258
Philadelphia	86	76	4.04	162	9	13	437	33	1443.2	1386	697	648	142	77	536	51	1060	53	4	253
Atlanta	101	61	4.10	162	4	7	489	51	1456.1	1425	740	663	147	42	555	69	992	53	4	257
New York	66	95	4.48	161	3	10	412	38	1413.1	1497	754	704	168	45	576	71	907	45	7	273
St. Louis	85	77	4.60	162	9	10	460	41	1463.2	1544	796	748	210	65	508	36	969	53	1	271
Pittsburgh	75	87	4.64	162	7	10	457	44	1444.1	1527	801	744	178	61	502	58	926	50	2	272
San Diego	64	98	4.87	162	2	10	473	31	1431.1	1458	831	774	208	62	611	52	1091	64	3	264
Milwaukee	68	94	5.02	162	5	3	460	44	1452.0	1590	873	810	219	61	575	43	1034	57	8	279
Cincinnati	69	93	5.09	162	4	5	475	38	1446.1	1578	886	818	209	48	590	61	932	46	3	278
Colorado	74	88	5.20	162	3	4	500	34	1420.0	1629	892	821	200	84	552	51	866	48	8	290
Totals	1306	1284	4.28	1295	99	150	7268	661	23110.1	23152	11917	10986	2707	956	8776	794	17066	864	84	.262

Club Fielding

CLUB	PCT	G	PO	A	E	TC	DP	TP	PB
St. Louis	.987	162	4391	1644	77	6112	138	0	7
Florida	.987	162	4336	1590	78	6004	162	0	11
San Francisco	.987	161	4312	1675	80	6067	163	0	8
Houston	.985	162	4350	1710	95	6155	149	0	4
Philadelphia	.984	162	4331	1694	97	6122	146	0	16
Montreal	.983	162	4313	1733	102	6148	152	0	11
San Diego	.983	162	4294	1634	102	6030	141	0	15
Chicago	.983	162	4369	1681	106	6156	157	0	12
Arizona	.983	162	4365	1693	107	6165	132	0	15
Milwaukee	.981	162	4356	1617	114	6087	142	0	14
Colorado	.981	162	4260	1785	116	6161	165	1	11
Los Angeles	.981	162	4373	1810	119	6302	164	0	8
Atlanta	.981	162	4369	1884	121	6374	166	1	7
Pittsburgh	.980	162	4333	1844	123	6300	159	0	10
New York	.980	161	4240	1655	118	6013	158	0	5
Cincinnati	.977	162	4339	1700	141	6180	152	0	9
Totals	.983	1295	69331	27349	1696	98376	2446	2	163

2003 National League Rankings

Won At Home

CLUB	SF	ATL	FLA	MON	PHI	COL	STL	HOU	LA	ARI	CHI	PIT	SD	CIN	NY	MIL	AL	WON	LOST	PCT
SF	-	3	2	0	2	9	2	2	8	7	1	2	7	2	2	2	6	57	24	.704
ATL	2	-	6	5	5	3	3	2	2	3	1	5	2	2	7	2	5	55	26	.679
FLA	0	6	-	9	7	2	1	1	2	3	1	2	3	1	6	3	6	53	28	.654
MON	4	3	5	-	7	2	1	2	1	2	2	2	3	2	8	3	5	52	29	.642
PHI	2	5	4	8	-	3	3	2	3	1	3	1	2	1	5	2	4	49	32	.605
COL	6	0	3	2	2	-	2	1	5	6	2	1	7	1	2	3	6	49	32	.605
STL	1	2	1	3	2	1	-	4	0	1	5	5	3	5	3	6	6	48	33	.593
HOU	1	0	3	2	1	2	6	-	2	1	4	6	1	7	1	4	7	48	33	.593
LA	4	1	3	2	2	8	2	1	-	4	2	2	5	3	1	1	5	46	35	.568
ARI	3	1	2	3	2	6	1	3	5	-	1	1	5	5	2	1	4	45	36	.556
CHI	2	1	2	2	0	2	6	4	1	2	-	5	1	5	3	3	5	44	37	.543
PIT	1	1	3	2	2	4	2	5	0	1	4	-	1	4	1	5	3	39	42	.481
SD	2	0	1	2	1	4	2	1	7	6	0	0	-	2	2	1	4	35	46	.432
CIN	2	2	0	1	3	2	5	2	2	1	5	2	2	-	0	3	3	35	46	.432
NY	2	5	3	4	3	4	1	2	1	1	1	2	2	1	-	1	1	34	46	.425
MIL	0	1	2	0	3	1	2	5	0	1	0	5	3	4	1	-	3	31	50	.383
AL	5	4	3	5	2	3	5	5	3	2	5	4	5	2	5	4	-	62	64	.492
LOST ON ROAD	37	35	43	50	44	56	44	42	42	42	37	45	52	47	49	44	73	782	639	.550

Won On Road

CLUB	ATL	CHI	SF	LA	HOU	ARI	FLA	STL	PHI	MIL	PIT	CIN	NY	MON	SD	COL	AL	WON	LOST	PCT
ATL	-	3	0	2	3	2	3	1	4	2	2	1	4	7	4	3	5	46	35	.568
CHI	1	-	2	1	5	2	2	2	1	7	5	5	2	1	3	1	4	44	37	.543
SF	1	1	-	5	2	7	3	3	1	3	2	1	0	0	7	3	4	43	37	.538
LA	1	2	2	-	1	5	2	2	0	3	3	1	2	2	3	4	6	39	42	.481
HOU	1	3	1	2	-	0	2	5	1	5	4	5	1	1	2	2	4	39	42	.481
ARI	1	1	2	5	2	-	0	2	2	2	2	2	2	1	4	4	7	39	42	.481
FLA	4	1	1	0	0	2	-	2	6	4	0	3	6	4	2	0	3	38	43	.469
STL	0	4	0	2	3	2	2	-	0	7	5	2	2	2	1	1	4	37	44	.457
PHI	5	2	1	2	2	1	2	1	-	0	1	3	7	3	2	1	4	37	44	.457
MIL	1	6	1	2	3	2	0	1	1	-	5	6	5	0	2	0	2	37	44	.457
PIT	1	4	1	1	1	2	1	5	2	2	-	7	1	1	3	2	2	36	45	.444
CIN	1	2	1	0	3	1	2	4	2	5	3	-	2	1	1	2	4	34	47	.420
NY	3	0	2	2	2	1	4	0	4	2	2	3	-	1	1	1	4	32	49	.395
MON	4	1	3	1	1	0	1	0	1	3	1	2	6	-	1	2	4	31	50	.383
SD	1	2	3	4	2	4	0	0	2	0	2	1	1	0	-	3	4	29	52	.358
COL	0	1	1	2	1	3	1	2	0	2	2	1	0	1	5	-	3	25	56	.309
AL	1	4	3	4	2	2	3	3	5	3	3	3	5	4	5	3	-	53	73	.421
LOST AT HOME	26	37	24	35	33	36	28	33	32	50	42	46	46	29	46	32	64	639	782	.450

Home Runs By Club

CLUB	ATL	COL	STL	MIL	HOU	CIN	SF	CHI	PHI	PIT	FLA	ARI	MON	SD	NY	LA	ALHIT ALLOWED		
ATL	-	10	8	9	7	14	8	11	19	18	22	10	28	17	27	5	22	235	147
COL	4	-	13	9	6	6	19	4	5	13	7	32	5	29	3	17	26	198	200
STL	5	8	-	24	17	23	4	20	4	24	3	6	7	5	11	10	25	196	210
MIL	9	9	22	-	16	25	10	20	8	16	9	6	6	10	11	5	14	196	219
HOU	3	12	20	27	-	26	5	11	3	18	3	4	9	8	9	6	27	191	161
CIN	7	11	22	27	18	-	6	12	13	13	5	3	13	4	10	3	15	182	209
SF	6	18	8	8	8	8	-	5	5	3	4	22	2	35	6	18	24	180	136
CHI	6	8	20	26	16	23	7	-	6	17	6	4	4	6	5	6	12	172	143
PHI	16	7	10	5	6	8	8	5	-	3	15	8	23	2	21	7	22	166	142
PIT	5	10	28	20	13	26	2	11	7	-	2	8	5	11	1	1	13	163	178
FLA	25	5	6	10	7	6	5	6	15	4	-	6	18	10	15	4	15	157	128
ARI	7	30	5	6	8	12	7	5	7	8	4	-	6	20	4	13	10	152	150
MON	25	5	1	8	5	6	6	3	14	6	12	5	-	6	21	4	17	144	181
SD	6	24	2	5	5	7	13	2	5	7	2	15	4	-	4	10	17	128	208
NY	11	10	6	6	7	7	6	3	13	6	12	2	6	6	-	4	19	124	168
LA	4	14	10	7	6	2	12	5	6	3	6	13	6	19	0	-	11	124	127
TOTALS OFF PITCHING	139	181	181	197	145	199	118	123	130	159	112	144	142	188	148	113	289	2,708	2,707

2003 National League Batting Leaders



BATTING AVERAGE

.359	Pujols,A	STL
.358	Helton,T	COL
.341	Bonds,B	SF
.330	Renteria,E	STL
.330	Sheffield,G	ATL
.325	Kendall,J	PIT
.316	Giles,M	ATL
.314	Castillo,L	FLA
.314	Loretta,M	SD
.314	Grudzielan,M	CHI

HOME RUNS

47	Thome,J	PHI
45	Sexson,R	MIL
45	Bonds,B	SF
43	Pujols,A	STL
43	Lopez,J	ATL
40	Sosa,S	CHI
39	Edmonds,J	STL
39	Bagwell,J	HOU
39	Sheffield,G	ATL
36	(02) PLAYERS	TIED

RUNS BATTED IN

141	Wilson,P	COL
132	Sheffield,G	ATL
131	Thome,J	PHI
124	Pujols,A	STL
124	Sexson,R	MIL
117	Helton,T	COL
116	Jones,A	STL
109	Lopez,J	ATL
106	Ramirez,A	CHI
106	Jones,C	ATL

MULTI HIT GAMES

63	Pujols,A	STL
61	Helton,T	COL
61	Renteria,E	STL
60	Pierre,J	FLA
55	Podsednik,S	MIL
55	Kendall,J	PIT
54	Castillo,L	FLA
54	Gonzalez,L	ARI
53	(04) PLAYERS	TIED

RUNS

137	Pujols,A	STL
135	Helton,T	COL
130	Furcal,R	ATL
126	Sheffield,G	ATL
111	Thome,J	PHI
111	Bonds,B	SF
110	Berkman,L	HOU
109	Bagwell,J	HOU
103	Jones,C	ATL
102	Biggio,C	HOU

HITS

212	Pujols,A	STL
209	Helton,T	COL
204	Pierre,J	FLA
194	Furcal,R	ATL
194	Renteria,E	STL
191	Kendall,J	PIT
190	Sheffield,G	ATL
187	Castillo,L	FLA
186	Cabrera,O	MON
185	Loretta,M	SD

TOTAL BASES

394	Pujols,A	STL
367	Helton,T	COL
348	Sheffield,G	ATL
332	Sexson,R	MIL
331	Thome,J	PHI
322	Wilson,P	COL
317	Bagwell,J	HOU
314	Lopez,J	ATL
308	Gonzalez,L	ARI
307	Payton,J	COL

GRAND SLAMS

3	VanderWal,J	MIL
2	White,R	SD
2	Wilkinson,B	MON
2	Fick,R	ATL
2	Aurilia,R	SF
2	Sanders,R	PIT
2	Alfonzo,E	SF
1	(45) PLAYERS	TIED

DOUBLES

51	Pujols,A	STL
49	Giles,M	ATL
49	Helton,T	COL
49	Rolen,S	STL
49	Green,S	LA
47	Cabrera,O	MON
47	Renteria,E	STL
46	Gonzalez,L	ARI
44	Biggio,C	HOU
43	(02) PLAYERS	TIED

TRIPLES

10	Furcal,R	ATL
10	Finley,S	ARI
8	Podsednik,S	MIL
8	Lofton,K	CHI
7	Patterson,C	CHI
7	Pierre,J	FLA
7	Nunez,A	PIT
7	Walker,L	COL
6	(10) PLAYERS	TIED

STOLEN BASES

65	Pierre,J	FLA
43	Podsednik,S	MIL
40	Roberts,D	LA
34	Renteria,E	STL
30	Lofton,K	CHI
28	Young,E	SF
25	Furcal,R	ATL
24	Cabrera,O	MON
22	Abreu,B	PHI
21	(02) PLAYERS	TIED

HITTING STREAKS

30	Pujols,A	STL
07/12 - 08/16		
26	Lofton,K	CHI
04/29 - 05/30		
25	LuDuCa,P	LA
05/17 - 06/18		
24	Sheffield,G	ATL
07/26 - 08/20		
23	Kendall,J	PIT
06/24 - 07/21		

WALKS

148	Bonds,B	SF
111	Helton,T	COL
111	Thome,J	PHI
109	Abreu,B	PHI
107	Berkman,L	HOU
105	Giles,B	SD
102	Cruz Jr,J	SF
98	Sexson,R	MIL
98	Walker,L	COL
94	(02) PLAYERS	TIED

ON BASE PERCENTAGE

.529	Bonds,B	SF
.458	Helton,T	COL
.439	Pujols,A	STL
.427	Giles,B	SD
.422	Walker,L	COL
.419	Sheffield,G	ATL
.412	Berkman,L	HOU
.409	Abreu,B	PHI
.402	Jones,C	ATL
.402	Gonzalez,L	ARI

SLUGGING PERCENTAGE

.749	Bonds,B	SF
.667	Pujols,A	STL
.630	Helton,T	COL
.617	Edmonds,J	STL
.604	Sheffield,G	ATL
.573	Thome,J	PHI
.572	Hidalgo,R	HOU
.553	Sosa,S	CHI
.548	Sexson,R	MIL
.538	Jenkins,G	MIL

EXTRA BASE HITS

95	Pujols,A	STL
87	Helton,T	COL
80	Wilson,P	COL
80	Thome,J	PHI
78	Rolen,S	STL
78	Sheffield,G	ATL
76	Gonzalez,L	ARI
75	Sexson,R	MIL
75	Lopez,J	ATL
75	Hidalgo,R	HOU

OUTFIELD ASSISTS

22	Hidalgo,R	HOU
18	Cruz Jr,J	SF
13	Kotsay,M	SD
12	Nady,X	SD
12	Edmonds,J	STL
11	Wilkinson,B	MON
11	Jenkins,G	MIL
10	Guerrero,V	MON
10	Berkman,L	HOU
9	(07) PLAYERS	TIED

HOME BATTING AVG

.391	Helton,T	COL
.388	Pujols,A	STL
.342	Bonds,B	SF
.356	Renteria,E	STL
.349	Abreu,B	PHI
.343	Grudzielan,M	CHI
.338	Walker,L	COL
.333	Byrd,M	PHI
.333	Vidro,J	MON
.332	Cabrera,O	MON

ROAD BATTING AVG

.343	Sheffield,G	ATL
.342	Gonzalez,L	ARI
.342	Giles,M	SD
.336	Kendall,J	PIT
.331	Pujols,A	STL
.330	Casey,S	CIN
.326	Podsednik,S	MIL
.324	Helton,T	COL
.315	Loretta,M	SD
.313	Bonds,B	SF

RISP BATTING AVG

.414	Helton,T	COL
.381	Podsednik,S	MIL
.379	Sheffield,G	ATL
.375	Rodriguez,I	FLA
.374	Pujols,A	STL
.361	Abreu,B	PHI
.358	Kent,J	HOU
.346	Loretta,M	SD
.338	Gonzalez,L	ARI
.338	Bonds,B	SF

DAY BATTING AVG

.375	Podsednik,S	MIL
.364	Loretta,M	SD
.364	Bonds,B	SF
.336	Berkman,L	HOU
.330	Pujols,A	STL
.330	Pierre,J	FLA
.328	Helton,T	COL
.327	Rodriguez,I	FLA
.325	Finley,S	ARI
.324	Furcal,R	ATL

NIGHT BATTING AVG

.376	Pujols,A	STL
.373	Helton,T	COL
.345	Renteria,E	STL
.340	Sheffield,G	ATL
.333	Kendall,J	PIT
.333	Bonds,B	SF
.333	Lieberthal,M	PHI
.324	Castillo,L	FLA
.317	Byrd,M	PHI
.315	Grudzielan,M	CHI

VS RIGHTY AVG

.354	Gonzalez,L	ARI
.350	Pujols,A	STL
.344	Helton,T	COL
.331	Kendall,J	PIT
.331	Bonds,B	SF
.329	Podsednik,S	MIL
.327	Sheffield,G	ATL
.325	Giles,M	ATL
.318	Loretta,M	SD
.316	Renteria,E	STL

VS LEFTY AVG

.391	Renteria,E	STL
.387	Pujols,A	STL
.387	Helton,T	COL
.376	Rodriguez,I	FLA
.364	Grissom,M	SF
.363	Bonds,B	SF
.361	Kent,J	HOU
.360	Grudzielan,M	CHI
.346	Alou,M	CHI
.345	Belliard,R	COL



2003 National League Batting Leaders

CAUGHT STEALING

20	Pierre,J	FLA
19	Castillo,L	FLA
14	Roberts,D	LA
12	Rollins,J	PHI
12	Young,E	SF
10	Wilkerson,B	MON
10	Podsednik,S	MIL
9	Lofton,K	CHI
9	Cedeno,R	NY
9	Abreu,B	PHI

SACRIFICE BUNTS

15	Pierre,J	FLA
15	Castillo,L	FLA
15	Schmidt,J	SF
12	Franklin,W	MIL
12	Morris,M	STL
12	Vazquez,J	MON
11	Everett,A	HOU
11	Wilson,J	PIT
11	Tomko,B	STL
11	Trachsel,S	NY

SACRIFICE FLIES

11	Ramirez,A	CHI
9	Perez,T	NY
9	Cabrera,O	MON
9	Klesko,R	SD
8	Martinez,R	CHI
8	Sheffield,G	ATL
7	(12) PLAYERS	TIED

STRIKEOUTS

182	Thome,J	PHI
177	Hernandez,J	PIT
155	Wilkerson,B	MON
151	Sexson,R	MIL
143	Sosa,S	CHI
142	Burrell,P	PHI
139	Wilson,P	COL
131	Helms,W	MIL
131	Lee,D	FLA
127	Edmonds,J	STL

GROUND INTO DP

27	Payton,J	COL
25	Clayton,R	MIL
25	Bagwell,J	HOU
23	Wilson,P	COL
22	Castillo,V	ATL
21	Phillips,J	NY
21	Ramirez,A	CHI
21	LoDuca,P	LA
21	Renteria,E	STL
19	(04) PLAYERS	TIED

INTENTIONAL WALKS

61	Bonds,B	SF
22	Guerrero,V	MON
21	Helton,T	COL
17	Gonzalez,L	ARI
16	Matherly,M	STL
14	Walker,L	COL
13	Berkman,L	HOU
13	Gonzalez,A	FLA
13	Abreu,B	PHI
13	Jones,C	ATL

HIT BY PITCH

27	Biggio,C	HOU
25	Kendall,J	PIT
20	LaRue,J	CIN
17	Ginter,K	MIL
16	Kinkade,M	LA
13	Wilson,C	PIT
13	Gonzalez,A	FLA
12	Lieberthal,M	PHI
11	(05) PLAYERS	TIED

AT BATS

668	Pierre,J	FLA
664	Furcal,R	ATL
628	Rollins,J	PHI
628	Biggio,C	HOU
626	Cabrera,O	MON
611	Green,S	LA
607	Ramirez,A	CHI
606	Sexson,R	MIL
605	Bagwell,J	HOU
601	Encarnacio,J	FLA

HARDEST TO FAN

(PLATE APP. PER SD)

21.3	Pierre,J	FLA
16.7	Kendall,J	PIT
14.6	Polanco,P	PHI
14.3	Alfonzo,E	SF
12.3	Sheffield,G	ATL
12.3	Young,E	SF
12.3	Renteria,E	STL
12.0	Lofton,K	CHI
11.8	Vidro,J	MON
11.7	LoDuca,P	LA

RBI RATIO

(AT BATS PER RBI)

4.3	Wilson,P	COL
4.3	Bonds,B	SF
4.4	Sheffield,G	ATL
4.4	Thome,J	PHI
4.7	Lowell,M	FLA
4.8	Pujols,A	STL
4.9	Sexson,R	MIL
5.0	Helton,T	COL
5.0	Sosa,S	CHI
5.0	Edmonds,J	STL

HOME RUN RATIO

(AT BATS PER HOME RUN)

8.7	Bonds,B	SF
11.5	Edmonds,J	STL
12.3	Thome,J	PHI
12.9	Sosa,S	CHI
13.5	Sexson,R	MIL
13.7	Pujols,A	STL
14.8	Sheffield,G	ATL
15.0	Burnitz,J	LA
15.4	Lowell,M	FLA
15.5	Bagwell,J	HOU

HARDEST TO DOUBLE UP

(AT BATS PER GDP)

664.0	Furcal,R	ATL
157.0	Biggio,C	HOU
115.6	Thome,J	PHI
100.8	Wilkerson,B	MON
95.4	Cora,A	LA
92.8	Burnitz,J	LA
91.2	Lofton,K	CHI
86.0	Finley,S	ARI
85.0	Castillo,L	FLA
78.7	Giles,M	ATL

GAMES PLAYED

162	Pierre,J	FLA
162	Sexson,R	MIL
162	Cabrera,O	MON
160	Helton,T	COL
160	Bagwell,J	HOU
160	Green,S	LA
159	Ramirez,A	CHI
159	Thome,J	PHI
158	(04) PLAYERS	TIED

2003 National League Pitching Leaders



EARNED RUN AVERAGE

2.34	Schmidt, J	SF
2.39	Brown, K	LA
2.43	Prior, M	CHI
2.84	Webb, B	ARI
2.95	Schilling, C	ARI
3.09	Nomo, H	LA
3.11	Zambrano, C	CHI
3.20	Wood, K	CHI
3.20	Hernandez, L	MON
3.24	Vazquez, J	MON

SAVES GAMES

55	Gagne, E	LA
45	Smoltz, J	ATL
44	Wagner, B	HOU
38	Worrell, T	SF
34	Biddle, R	MON
33	Borowski, J	CHI
29	Mantei, M	ARI
28	Looper, B	FLA
28	Williams, M	PHI
24	Mesa, J	PHI

GAMES INNINGS

89	Quantrill, P	LA
86	Villarreal, D	ARI
80	King, R	ATL
80	Martin, T	LA
78	Lidge, B	HOU
78	Nathan, J	SF
78	Wagner, B	HOU
78	Kline, S	STL
77	(04) PLAYERS	TIED

WINNING PERCENTAGE

.773	Schmidt, J	SF	(17-05)
.750	Prior, M	CHI	(18-06)
.750	Ramirez, H	ATL	(12-04)
.750	Ortiz, R	ATL	(21-07)
.750	Nathan, J	SF	(12-04)
.700	Willis, D	FLA	(14-06)
.667	Oswalt, R	HOU	(10-05)
.667	Rueter, K	SF	(10-05)
.667	Williams, W	STL	(18-09)
.636	Hampton, M	ATL	(14-08)

HOME EARNED RUN AVERAGE

2.12	Wells, K	PIT
2.24	Schmidt, J	SF
2.40	Brown, K	LA
2.67	Beckett, J	FLA
2.85	Prior, M	CHI
2.88	Redman, M	FLA
2.88	Tomko, B	STL
3.00	Zambrano, C	CHI
3.00	Williams, W	STL
3.04	Hernandez, L	MON

DAY EARNED RUN AVERAGE

0.83	Nomo, H	LA
1.47	Redding, T	HOU
2.22	Prior, M	CHI
2.28	Brown, K	LA
2.41	Wells, K	PIT
2.79	Zambrano, C	CHI
2.79	Suppan, J	PIT
2.89	Hampton, M	ATL
2.90	Maddux, G	ATL
2.99	Ohka, T	MON

WINS

21	Ortiz, R	ATL
18	Prior, M	CHI
18	Williams, W	STL
17	Schmidt, J	SF
16	Wolf, R	PHI
16	Nomo, H	LA
16	Maddux, G	ATL
16	Trachsel, S	NY
15	(03) PLAYERS	TIED

STARTED

36	Maddux, G	ATL
35	Millwood, K	PHI
34	Sheets, B	MIL
34	Ohka, T	MON
34	Franklin, W	MIL
34	Ortiz, R	ATL
34	Vazquez, J	MON
33	(07) PLAYERS	TIED

PITCHED

233.1	Hernandez, L	MON
230.2	Vazquez, J	MON
222.0	Millwood, K	PHI
220.2	Sheets, B	MIL
220.2	Williams, W	STL
218.1	Nomo, H	LA
218.1	Maddux, G	ATL
214.0	Zambrano, C	CHI
212.1	Ortiz, R	ATL
211.1	Prior, M	CHI

SHUTOUTS

3	Morris, M	STL
3	Millwood, K	PHI
3	Schmidt, J	SF
2	Willis, D	FLA
2	Wolf, R	PHI
2	Wood, K	CHI
2	Nomo, H	LA
2	Suppan, J	PIT
2	Schilling, C	ARI
2	Trachsel, S	NY

ROAD EARNED RUN AVERAGE

2.08	Prior, M	CHI
2.18	Schilling, C	ARI
2.27	Webb, B	ARI
2.44	Schmidt, J	SF
2.69	Nomo, H	LA
2.76	Wood, K	CHI
3.18	Vazquez, J	MON
3.22	Zambrano, C	CHI
3.25	Seo, J	NY
3.26	Batista, M	ARI

NIGHT EARNED RUN AVERAGE

2.08	Schmidt, J	SF
2.43	Brown, K	LA
2.53	Wood, K	CHI
2.66	Prior, M	CHI
2.74	Webb, B	ARI
2.98	Hernandez, L	MON
3.06	Vazquez, J	MON
3.12	Batista, M	ARI
3.13	Padilla, V	PHI
3.30	Penny, B	FLA

WINNING STREAKS

9	Robertson, J	HOU
05/22 - 07/22		
9	Brown, K	LA
04/29 - 06/17		
9	Hampton, M	ATL
07/06 - 08/23		
8	(03) STREAKS	TIED

COMPLETE GAMES

8	Hernandez, L	MON
5	Morris, M	STL
5	Millwood, K	PHI
5	Schmidt, J	SF
4	Wood, K	CHI
4	Vazquez, J	MON
3	(05) PLAYERS	TIED

STRIKEOUTS

266	Wood, K	CHI
245	Prior, M	CHI
241	Vazquez, J	MON
208	Schmidt, J	SF
194	Schilling, C	ARI
185	Brown, K	LA
178	Hernandez, L	MON
177	Wolf, R	PHI
177	Nomo, H	LA
172	Webb, B	ARI

OPPONENTS BATTING AVERAGE AGAINST

.200	Schmidt, J	SF
.203	Wood, K	CHI
.212	Webb, B	ARI
.223	Ortiz, R	ATL
.223	Nomo, H	LA
.227	Clement, M	CHI
.229	Vazquez, J	MON
.230	Schilling, C	ARI
.231	Prior, M	CHI
.233	Wells, K	PIT



2003 National League Pitching Leaders

HITS ALLOWED

252	Tomko,B	STL
233	Ohka,T	MON
232	Sheets,B	MIL
225	Hernandez,L	MON
225	Maddux,G	ATL
220	Williams,W	STL
212	Jennings,J	COL
212	Dessens,E	ARI
210	Millwood,K	PHI
206	Lawrence,B	SD

WILD PITCHES

13	Day,Z	MON
13	Clement,M	CHI
12	Foppert,J	SF
12	Silva,C	PHI
12	Wright,J	ATL
11	Linebrink,S	SD
11	Nomo,H	LA
11	Vazquez,J	MON
11	Moss,D	SF
10	(05) PLAYERS	TIED

BALKS

4	Franklin,W	MIL
4	Penny,B	FLA
3	Lopez,J	COL
3	Moss,D	SF
2	(11) PLAYERS	TIED

GAMES FINISHED

67	Gagne,E	LA
67	Wagner,B	HOU
64	Looper,B	FLA
64	Worrell,T	SF
59	Borowski,J	CHI
58	Biddle,R	MON
55	Smoltz,J	ATL
47	Williams,M	PHI
47	Mesa,J	PHI
45	De Jean,M	STL

LOSSES

16	D'Amico,J	PIT
15	Lawrence,B	SD
15	Graves,D	CIN
14	Redding,T	HOU
14	Glavine,T	NY
13	(08) PLAYERS	TIED

HIT BATSMEN

21	Wood,K	CHI
16	Padilla,V	PHI
14	Clement,M	CHI
13	Webb,B	ARI
13	Stephenson,G	STL
12	Chacon,S	COL
11	Lawrence,B	SD
11	Williams,W	STL
10	(06) PLAYERS	TIED

WALKS

102	Ortiz,R	ATL
101	Ishii,K	LA
100	Wood,K	CHI
98	Nomo,H	LA
94	Zambrano,C	CHI
94	Franklin,W	MIL
94	Leiter,A	NY
88	Jennings,J	COL
83	Estes,S	CHI
82	Peavy,J	SD

HOME RUNS ALLOWED

36	Franklin,W	MIL
35	Tomko,B	STL
33	Peavy,J	SD
30	Graves,D	CIN
30	Stephenson,G	STL
29	Sheets,B	MIL
28	Perez,O	LA
28	Vazquez,J	MON
27	(04) PLAYERS	TIED

EARNED RUNS

119	Franklin,W	MIL
119	Tomko,B	STL
110	Kinney,M	MIL
109	Sheets,B	MIL
103	Jennings,J	COL
101	Reynolds,S	ATL
101	Oliver,D	COL
100	Graves,D	CIN
99	Dessens,E	ARI
99	Millwood,K	PHI

RUNS ALLOWED

129	Franklin,W	MIL
126	Tomko,B	STL
122	Sheets,B	MIL
121	Kinney,M	MIL
115	Jennings,J	COL
113	Estes,S	CHI
112	Maddux,G	ATL
108	Graves,D	CIN
108	Oliver,D	COL
107	Dessens,E	ARI

FEWEST WALKS PER 9 INNINGS

1.4	Maddux,G	ATL
1.7	Schilling,C	ARI
1.8	Sheets,B	MIL
2.0	Schmidt,J	SF
2.0	Ohka,T	MON
2.0	Morris,M	STL
2.1	Prior,M	CHI
2.2	D'Amico,J	PIT
2.2	Graves,D	CIN
2.2	Pavano,C	FLA

STRIKEOUTS PER 9 INNINGS

11.3	Wood,K	CHI
10.4	Prior,M	CHI
10.4	Schilling,C	ARI
9.4	Vazquez,J	MON
9.0	Schmidt,J	SF
8.6	Webb,B	ARI
8.0	Wolf,R	PHI
7.9	Brown,K	LA
7.7	Miller,W	HOU
7.6	Clement,M	CHI

OPPONENTS BATTING AVERAGE AGAINST

200	Schmidt,J	SF
203	Wood,K	CHI
212	Webb,B	ARI
223	Ortiz,R	ATL
223	Nomo,H	LA
227	Clement,M	CHI
229	Vazquez,J	MON
230	Schilling,C	ARI
231	Prior,M	CHI
233	Wells,K	PIT



Club Records



Angels Records

(Editor's Note: All Records Exclusive of 1981, 1994 & 1995 Seasons Unless Otherwise Noted)

Club General

Most Games Played	163	1974 & 1969
Most Games Won	99	2002
Fewest Games Won	65	1980
Most Games Won, Home	54	2002
Fewest Games Won, Home	30	1980
Most Games Won, Road	46	1962
Fewest Games Won, Road	24	1961
Best Record, Home	54-27	2002
Best Record, Road	46-35	1962
Highest Won-Lost Pct.	611 (99-63)	2002
Lowest Won-Lost Pct.	406 (65-95)	1980
Most Games Lost	95	1980 & 1968
Most Games Lost, Home	51	1980
Fewest Games Lost, Home	27	2002
Most Games Lost, Road	55	1961
Most Shutouts Participated	44	1964
Most Shutouts Won	28	1964
Most Shutouts Won, Home	18	1964
Most Shutouts Won, Road	12	1989
Most Shutouts Lost	23	1971
Fewest Shutouts Lost	3	1982
Most Shutouts Lost, Home	11	1972 & 1971
Most Shutouts Lost, Road	15	1969
Most One-Run Games	63	1967 & 1964
Most One-Run Games Won	37	1967
Fewest One-Run Games Won	15	1974
Most One-Run Wins, Home	26	1967
Fewest One-Run Wins, Home	9	1995 & 1974
Most One-Run Wins, Road	17	1966
Fewest One-Run Wins, Road	5	1993, 1987 & 1961
Most One-Run Losses, Home	19	1983
Fewest One-Run Losses, Home	4	1996
Most One-Run Losses, Road	24	1965
Fewest One-Run Losses, Road	5	1995
Most Games Won vs. One Club	14	1967 (Cleveland & Oakland)
Most Games Won vs. One Club, Home	9	1967 (Oakland)
Most Games Won vs. One Club, Road	8	1971 (Minnesota) 1962 (Boston)
Most Games Lost vs. One Club	15	2001 (Seattle) 1971 (Seattle)
Most Games Lost vs. One Club, Home	8	2001 (Seattle)
Most Games Lost vs. One Club, Road	9	1975 (Kansas City) 1965 (Chicago) 1961 (New York)
Most Extra-Inning Games Won	13	1976
Best Extra-Inning Record	11-3 (.786)	1985
Most Extra-Inning Games Lost	14	1983
Most 1-0 Games Won	10	1964
Most 1-0 Games Lost	5	1971, 1968 & 1967
Most Double-Headers Won	9	1962
Best Double-Header Record	4-1-3	1970
Most Double-Headers Lost	12	1965
Most Games Won, Homestand	10	1992 (July 16-30) 1979 (July 2-15)
Best Homestand Record	6-0	1982 (April 13-18) 1979 (May 15-20)
Most Games Lost, Homestand	11	1988 (Sept. 13-25) 1963 (Aug. 2-18)
Worst Homestand Record	1-9	1980 (June 6-15)
Most Games Won, Road Trip	14	1962 (June 15-July 4)
Best Road Trip Record	6-0	2002 (Sept. 3-8) 1979 (April 13-19)
Most Games Lost, Road Trip	18	1961 (May 30-June 18)
Worst Road Trip Record	0-10	1969 (May 16-25)
Best Month	22-6	1998 (June)
Worst Month	7-20	1988 (Sept.)
Most Games Won vs. RHP	69	2002
Most Games Lost vs. RHP	75	1999
Most Games Won vs. LHP	35	1975
Most Games Lost vs. LHP	36	1974
Most Players Used	52	1996
Fewest Players Used	32	1978
Most Pitchers Used	29	1996
Fewest Pitchers Used	13	1978
Most Times Using Disabled List	23	2000 & 1998

Angels Records



Season

Club Batting

Highest Average	.282	2002 & 1979
Lowest Average	.227	1968
Highest Slugging Pct.	.472	2000
Lowest Slugging Pct.	.318	1976 & 1968
Most At-Bats	5,686	1996
Most Runs	866	1979
Fewest Runs	454	1972
Most Total Bases	2,659	2000
Most Hits	1,603	2002
Fewest Hits	1,209	1968
Most Players, 100-or-more hits	9	2002, 1988, 1982 & 1978
Most One-Base Hits	1,114	1979
Most Two-Base Hits	333	2002
Most Three-Base Hits	54	1966
Most Home Runs	236	2000
Fewest Home Runs	55	1975
Most Grand Slams	8	1983 & 1979
Most Home Runs, Home:		
Angel Stadium	130	2000
Anaheim Stadium	104	1996
Chavez Ravine	50	1962
Wrigley Field	122	1961
Fewest Home Runs, Home	24	1976, 1975 & 1963
Most Home Runs, Road	106	2000
Fewest Home Runs, Road	31	1975
Most Extra-Base Hits	517	2002
Most Extra-Bases on Long Hits	1,085	2000
Most Runs Batted In	837	2000
Most Game-Winning RBI	85	1982
Most At-Bats, Pinch-Hitters	248	1961
Most Pinch-Hits	58	1961
Fewest Pinch-Hits	13	1989
Most PH Home Runs	9	1987
Most PH RBI	38	1973
Highest PH Average	.338	1982
Most At-Bats, Designated Hitters	647	1992
Most Hits, DH	196	1979
Fewest Hits, DH	121	2001
Most Home Runs, DH	37	1979
Fewest Home Runs, DH	8	2001
Most RBI, DH	134	1979
Fewest RBI, DH	56	2001
Highest Average, DH	.318	1979
Most Strikeouts	1,080	1968
Fewest Strikeouts	682	1978
Most Stolen Bases	220	1975
Most Caught Stealing	108	1975
Most Sacrifice Hits	114	1982
Most Sacrifice Flies	64	2002
Most Base on Balls	681	1961
Fewest Base on Balls	416	1992
Most Hit by Pitcher	77	2001
Fewest Hit by Pitcher	22	1965
Most Grounded into Double Plays	148	1996
Fewest Grounded into Double Plays	98	1975
Most Left on Base	1,209	1996
Fewest Left on Base	975	1992



Angels Records

Season

Club Fielding

Highest Percentage	.986	2002
Lowest Percentage	.969	1961
Most Putouts	4,443	1971
Fewest Putouts	4,133	1972
Most Assists	2,077	1983
Fewest Assists	1,517	2003
Most Total Chances	6,653	1983
Fewest Chances	5,740	1972
Most Errors	192	1961
Fewest Errors	87	2002
Most Errorless Games	93	1989
Most Double Plays	202	1985
Fewest Double Plays	135	1978, 1972 & 1967
Most Passed Balls	30	1969
Fewest Passed Balls	4	1984 & 1982

Club Pitching

Lowest ERA	2.91	1964
Highest ERA	5.30	1996
Most Complete Games	72	1973
Fewest Complete Games	3	1998
Most Innings Pitched	1,481	1971
Fewest Innings Pitched	1,377	1972
Most Hits	1,636	1983
Fewest Hits	1,109	1972
Most Runs	943	1996
Fewest Runs	533	1972
Most Earned Runs	847	1996
Fewest Earned Runs	469	1972 & 1964
Most Base on Balls	713	1961
Fewest Base on Balls	465	1989
Most Strikeouts	1,091	1998
Fewest Strikeouts	668	1983
Most Saves	54	2002
Fewest Saves	12	1974
Most Shutouts	28	1964
Fewest Shutouts	1	2001
Most Home Runs	228	2000
Fewest Home Runs	90	1972
Most Grand Slams	10	2003
Most Hit Batsmen	84	1996
Most Wild Pitches	80	1996
Most Balks	37	1988



The "Big A" following Nolan Ryan's fourth no-hitter.

Angels Records



Season

Individual Batting

Highest Average		
Right-Handed	330	1995 (Tim Salmon)
Left-Handed	355	2000 (Darin Erstad)
Switch-Hitter	318	1995 (Chili Davis)
Most Games	162	1979 (Don Baylor)
		1971 & 1970 (Sandy Alomar)
		1966 (Jim Fregosi)
		1964 (Bobby Knoop)
		1971 (Sandy Alomar)
Most At-Bats	689	2000 (Darin Erstad)
Most Runs	121	2000 (Darin Erstad)
Most Hits		
Right-Handed	202	1970 (Alex Johnson)
Left-Handed	240	2000 (Darin Erstad)
Switch Hitter	184	1988 (Johnny Ray)
Most One-Base Hits		
Right-Handed	156	1970 (Alex Johnson)
Left-Handed	170	2000 (Darin Erstad)
Switch Hitter	148	1971 (Sandy Alomar)
Most Two-Base Hits		
Right-Handed	42	1982 (Doug DeCinces)
Left-Handed	56	2002 (Garret Anderson)
Switch Hitter	42	1988 (Johnny Ray)
Most Three-Base Hits		
Right-Handed	13	1968 (Jim Fregosi)
Left-Handed	13	1975 (Mickey Rivers)
Switch Hitter	13	1989 (Devon White)
Most Home Runs		
Right-Handed	47	2000 (Troy Glaus)
Left-Handed	39	1982 (Reggie Jackson)
Switch Hitter	28	1996 (Chili Davis)
Most Home Runs, Home		
Edison International Field of Anaheim	24	2000 (Troy Glaus)
Anaheim Stadium	23	1993 (Tim Salmon)
Chavez Ravine	13	1962 (Leon Wagner)
Wrigley Field	19	1961 (Leon Wagner)
Most Home Runs		
Road	24	1963 & 1962 (Leon Wagner)
Month	13	2000 (May - Mo Vaughn)
		1996 (June - Tim Salmon)
Most Grand Slams	3	2002 (David Eckstein)
		1979 & 1978 (Joe Rudi)
Most Home Runs		
Leadoff Batter	7	1987 (Brian Downing)
Most Extra-Base Hits	88	2002 (Garret Anderson)
Most Extra-Bases on Long Hits	180	2000 (Troy Glaus)
Most RBI		
Right-Handed	139	1979 (Don Baylor)
Left-Handed	123	2002 & 2001 (Garret Anderson)
Switch Hitter	112	1993 (Chili Davis)
Month	34	1979 (July - Don Baylor)
		1995 (July - Jim Edmonds)
Without a Sac-Fly	112	1993 (Chili Davis)
Most Game-Winning RBI	21	1982 (Don Baylor)
Most Total Bases		
Right-Handed	340	2000 (Troy Glaus)
Left-Handed	366	2000 (Darin Erstad)
Switch Hitter	283	1987 (Devon White)
Highest Slugging Pct.	604	2000 (Troy Glaus)
Highest Pinch-Hit Average (20+ AB)	435	1964 (Willie Smith - 10/23)
Most At-Bats Pinch-Hitter	56	1973 (Winston Llenas)
Most Hits, PH	16	1973 (Winston Llenas)
Most Home Runs, PH	4	1996 (Jack Howell)
Most RBI, PH	18	1973 (Winston Llenas)



Angels Records

Season

Individual Batting continued

Highest Designated Hitter Average★	349	1979 (Don Baylor)
Most At-Bats, DH	608	1982 (Don Baylor)
Most Hits, DH	160	1982 (Don Baylor)
Most Home Runs, DH	28	1996 (Chili Davis)
Most RBI, DH	112	1993 (Chili Davis)
Most Strikeouts	181	2000 (Mo Vaughn)
Most Stolen Bases	70	1975 (Mickey Rivers)
Most Caught Stealing	24	1993 (Chad Curtis & Luis Polonia)
Most Base on Balls	113	1995 (Tony Phillips)
Most Sacrifice Hits	26	1982 (Tim Foli)
Most Sacrifice Flies	13	1979 (Dan Ford)
Most Hit by Pitch	27	2002 (David Eckstein)
Most Grounded Into Double Plays	26	1978 (Lyman Bostock)

★Based on 250-or-more At-Bats

Individual Pitching

Lowest ERA

Starter	1.65	1964 (Dean Chance)
Reliever	1.36	1969 (Ken Tatum)

Most Games Won

RHP	22	1974 (Nolan Ryan)
LHP	22	1970 (Clyde Wright)
Road	13	2002 (Jarrod Washburn)
Reliever	12	1967 (Minnie Rojas)

Most Games Lost

RHP	19	1991 (Kirk McCaskill)
LHP	19	1974 (Frank Tanana)
		1973 (Clyde Wright)
		1967 (George Brunet)

Most Games	72	1967 (Minnie Rojas)
Most Games Started	41	1974 (Nolan Ryan)
Most Complete Games	26	1974 & 1973 (Nolan Ryan)
Most Saves, RHP	46	1991 (Bryan Harvey)
Most Saves, LHP	25	1978 (Dave LaRoche)
Most Saves, Month	11	2002 (June - Troy Percival)
		1998 (June - Troy Percival)

Best Save Pct.	.929 (39/42)	2001 (Troy Percival)
Most Shutouts	11	1964 (Dean Chance)

Most Innings	332.2	1974 (Nolan Ryan)
Most Hits	287	1983 (Tommy John)
Fewest Hits★	160	1971 (Rudy May)
Most Runs	130	1988 (Mike Witt)
Fewest Runs★	56	1964 (Dean Chance)
Most Earned Runs	118	1996 (Jim Abbott)
Fewest Earned Runs★	51	1964 (Dean Chance)
Most Base on Balls	204	1977 (Nolan Ryan)
Fewest Base on Balls★	44	1989 (Bert Blyleven)
Most Strikeouts	383	1973 (Nolan Ryan)
Fewest Strikeouts★	65	1973 (Clyde Wright)
Most Games, 10-or-more Strikeouts	23	1973 (Nolan Ryan)
Most Home Runs	40	2002 (Ramon Ortiz)
		1996 (Shawn Boskie)

Most Hit Batsmen	21	1969 (Tom Murphy)
------------------	----	-------------------

Most Wild Pitches

Starter	21	1977 (Nolan Ryan)
Reliever	10	1991 (Jeff Robinson)

Most 1-0 Victories	6	1964 (Dean Chance)
--------------------	---	--------------------

Most Games Finished	63	1991 (Bryan Harvey)
---------------------	----	---------------------

Highest Won-Lost Percentage	.773 (17-5)	1989 (Bert Blyleven)
-----------------------------	-------------	----------------------

★Based on 200-or-more Innings Pitched

Angels Records



Game

Club General

Players Used, Game	25	1986 (Sept. 10 at Cleveland)
Longest Game Time, Home (9 inn.)	4:02	2000 (Sept. 30 vs. Seattle)
Longest Game Time, Road (9 inn.)	4:12	1998 (Aug. 25 at New York)
Shortest Game Time, Home (9 inn.)	1:31	1972 (May 6 vs. Milwaukee)
Shortest Game Time, Road (9 inn.)	1:43	1968 (April 10 at New York)
Longest Game Time, Extra-Innings, Home	6:06	1982 (April 13 vs. Seattle; 20 inn.)
Longest Game Time, Extra-Innings, Road	5:31	1990 (July 6 at Milwaukee; 16 inn.)
Longest Game, Innings, Home	20	1982 (April 13 vs. Seattle)
Longest Game, Innings, Road	20	1971 (July 9 at Oakland)
Most Left On Base (9 inn.)	19	1983 (April 22 vs. Baltimore)
Most Left On Base, Extra-Innings	20	1968 (Aug. 21 vs. Baltimore - 15 inn.)
Most Double Plays Turned by Angels	6	1975 (Aug. 8 vs. New York) 1966 (May 1 at Boston) 1963 (Aug. 23 at Washington)
Largest Winning Margin	22 (24-2)	1979 (Aug. 25 at Toronto)
Largest Winning Margin, Home	19 (19-0)	2002 (May 10 vs. Chicago)
Largest Losing Margin	16 (18-2)	1996 (June 27 vs. Oakland) 1993 (June 17 vs. Texas)
Largest Deficit Overcome, Win	7	1996 (July 15 at Texas; 10-7 win) 1994 (April 15 vs. Toronto; 14-13 win, 10 inn.)
Largest Deficit Overcome, Loss	9	1986 (Aug. 29 vs. Detroit; 13-12 win) 1997 (July 31 vs. Chicago; 14-12 loss)
Most Runs, Both Clubs	30 (9-21)	2000 (Sept. 30 vs. Seattle)
Most Errors, 9 innings	6	1975 (June 27 vs. Oakland)
Most Errors, Extra-Innings	6	1963 (April 16 at Minn. - 13 inn.)

Club Batting

Most Runs	24 (24-2)	1979 (Aug. 25 at Toronto)
Most Runs, Home	19 (19-0)	2002 (May 10 vs. Chicago)
Most Runs, Inning	13	1997 (May 12 vs. Chicago - 7th inn.) 1978 (Sept. 14 at Texas - 9th inn.)
Most Hits	26	1980 (June 20 at Boston) 1979 (Aug. 25 at Toronto)
Most Hits, Inning	11	1997 (May 12 vs. Chicago - 7th inn.) 1966 (April 30 at Boston - 8th inn.)
Most Total Bases	52	1980 (June 20 at Boston)
Most Total Bases, Inning	24	1966 (April 30 at Boston - 8th inn.)
Most One-Base Hits	20	1967 (Aug. 23 at Cleveland)
Most Two-Base Hits	10	1999 (April 12 at Texas)
Most Three-Base Hits	3 (last time)	2000 (Sept. 3 at Chicago)
Most Home Runs	7	2003 (June 4 at Montreal - Puerto Rico)
Most Home Runs, Inning	4	2000 (May 28 at Kansas City - 5th inn.)
Most Home Runs, Both Clubs	11	1994 (July 1 at Baltimore; Cal - 5, Bal - 6)
Most Walks, 9 innings	14	2000 (Sept. 23 at Texas)
Most Walks, Extra-Innings	14	1976 (May 8 vs. Cleveland - 13 inn.)
Most Strikeouts	18	2003 (June 5 at Montreal - Puerto Rico, 14 inn.) 1978 (June 17 at New York - Ron Guidry)
Most Stolen Bases	7	1981 (Aug. 25 vs. Boston)
Most Stolen Bases, Inning	4 (last time)	1997 (June 28 at Seattle, 7th inn.)
Most Steals of Home	2	1966 (Sept. 3 vs. Washington)
Most Steals by Opponent	7	1992 (May 3 at Cle.) & 1975 (May 1 at K.C.)
Most Extra-Base Hits	13	1980 (June 20 at Boston) 1979 (Aug. 25 at Toronto)
Most Pinch-Hitters Used	7	1968 (Sept. 4 vs. Cleveland)



Angels Records

Game

Club Pitching

Most Runs Allowed	21	2000 (Sept. 30 vs. Seattle)
Most Runs Allowed, Home	21	2000 (Sept. 30 vs. Seattle)
Most Runs Allowed, Road	20	1990 (July 8 at Milwaukee)
Most Runs Allowed, Inning	13	1996 (July 5 at Oakland-1st inn.) 1990 (July 8 at Milwaukee-5th inn.)
Most Hits Allowed	26	1980 (Aug. 28 at Baltimore)
Most Hits Allowed, Inning	10	1990 (July 8 at Milwaukee-5th inn.)
Most Two-Base Hits Allowed	8	1994 (Aug. 9 vs. Kansas City) 1980 (Aug. 28 at Baltimore)
Most Home Runs Allowed	8	1996 (June 27 vs. Oakland)
Most Home Runs Allowed, Inning	4	2000 (May 26 at Kansas City-6th inn.) 1995 (Sept. 5 at Baltimore-2nd inn.) 1963 (July 31 at Cleveland-3rd inn.)
Most Base on Balls Allowed, 9 Innings	12	2000 (Sept. 30 vs. Seattle) 2000 (May 7 at Seattle) 1996 (June 27 vs. Oakland) 1996 (May 27 vs. New York) 1979 (Aug. 5 at Minnesota - 2nd game)
Most Base on Balls Allowed, Extra-Innings	13	1994 (Aug. 6 vs. Chicago, 10 inn.) 1992 (July 12 at Detroit, 10 inn.)
Most Strikeouts, 9 Innings	19	1974 (Aug. 12 vs. Boston)
Most Strikeouts, Extra-Innings	20	1974 (June 14 vs. Boston)
Most Hit Batsmen	4 (last time)	1999 (June 13 vs. Arizona, 13 inn.) 1999 (May 22 at Tampa Bay)
Most Wild Pitches	6	1991 (April 13 at Minnesota)
Most Pitchers Used, 9 Innings	8	1986 (Sept. 10 at Cleveland)
Most Pitchers Used, Extra-Innings	9	1995 (Sept. 10 vs. Minnesota - 10 inn.) 1963 (April 16 at Minnesota - 13 inn.)

Individual Batting

Most At-Bats	8	Johnny Ray, Wally Joyner, Dave Winfield 1990 (July 6 at Milwaukee)
Most Runs	5	Tim Salmon 1998 (April 12 at Cleveland)
Most Hits	6	Garret Anderson 1996 (Sept. 27 at Texas)
Most Hits, Inning	2	(last time - Alfredo Amezaga) 2003 (Sept. 21 at Texas - 7th inn.)
Most Hits, Extra-Innings	6	Garret Anderson 1996 (Sept. 27 at Texas)
Most Two-Base Hits	3	(last time - Shawn Wooten) 2002 (Sept. 11 vs. Oakland)
Most Three-Base Hits	2	(last time - Reggie Williams) 1999 (June 30 vs. Texas)
Most Home Runs, Game	3	Garret Anderson 2003 (June 4 at Montreal - Puerto Rico) Troy Glaus 2002 (Sept. 15 vs. Texas) Dave Winfield 1991 (April 13 at Minnesota) Wally Joyner 1987 (Oct. 3 vs. Cleveland) Reggie Jackson 1986 (Sept. 18 vs. Kansas City) Doug DeCinces 1982 (Aug. 8 at Seattle) 1982 (Aug. 3 vs. Minnesota)
Most Total Bases	15	Fred Patek 1980 (June 20 at Boston)
Most RBI	8	Carney Lansford 1979 (Sept. 1 at Cleveland) Lee Stanton 1973 (July 10 at Baltimore) Lee Thomas 1961 (Sept. 5 at Kansas City)
Most Base on Balls	4	Dave Winfield 1991 (April 13 at Minnesota)
Most Strikeouts	4	(last time - Tim Salmon) 2001 (Aug. 30 at Kansas City)
Most Strikeouts, Extra-Innings	6	(last time - Billy Cowan) 2003 (June 5 at Montreal - Puerto Rico) 1971 (July 9 at Oakland)
Most Stolen Bases	4	Chad Curtis 1993 (April 17 at Baltimore) Luis Polonia 1992 (June 10 at Chicago) Devon White 1989 (Sept. 9 vs. Boston)
Most Caught Stealing	3	Luis Polonia 1993 (May 24 at Seattle)
Players Hitting for Cycle		Dave Winfield 1991 (June 24 at Kansas City) Dan Ford 1979 (Aug. 10 vs. Seattle) Jim Fregosi 1968 (May 20 vs. Boston) 1964 (July 28 vs. New York)

Angels Records



Game

5-Ior-5 Game	Darin Erstad	2002 (Aug. 27 vs. Tampa Bay)
	Tim Salmon	2002 (July 19 vs. Seattle)
	Mo Vaughn	2000 (May 24 at Minnesota)
	Gary DiSarcina	1998 (Sept. 24 at Oakland)
		1998 (June 13 at Texas)
	Darin Erstad	1998 (June 9 at Arizona)
	Rex Hudler	1996 (May 26 vs. Boston)
	Tony Phillips	1995 (June 14 vs. Minnesota)
	Chili Davis	1995 (May 10 vs. Texas)
	Chris Turner	1994 (July 5 at Boston)
	Tim Salmon	1994 (May 13 at Seattle)
	Dave Winfield	1991 (June 24 at Kansas City)
	Dave Gallagher	1991 (May 19 at Baltimore)
	Bob Boone	1988 (June 17 at Kansas City)
	Juan Beniquez	1984 (May 29 vs. New York)
	Rod Carew	1981 (Aug. 21 vs. Cleveland)
	Rick Burleson	1981 (June 3 at Toronto)
	Dickie Thon	1980 (May 28 vs. Texas)
	Brian Downing	1979 (April 15 at Oakland)
	Mario Guerrero	1977 (June 14 at Minnesota)
	Richie Scheinblum	1973 (July 28 at Kansas City)
	Tom Satriano	1968 (Aug. 11 at Baltimore)
	Lee Thomas	1961 (Sept. 5 at Kansas City)

Individual Pitching

Perfect Game	Mike Witt	1984 (Sept. 30 at Texas)
No-Hitters, Angels	Mark Langston, Mike Witt	1990 (April 11 vs. Seattle)
	Mike Witt	1984 (Sept. 30 at Texas - Perfect Game)
	Nolan Ryan	1975 (June 1 vs. Baltimore)
		1974 (Sept. 28 vs. Minnesota)
		1973 (July 15 at Detroit)
		1973 (May 15 at Kansas City)
	Clyde Wright	1970 (July 3 vs. Oakland)
	Bo Belinsky	1962 (May 5 vs. Baltimore)
No-Hitters, Opponents	Eric Milton	1999 (Sept. 11 at Minnesota)
	Kenny Rogers	1994 (July 28 at Texas - Perfect Game)
	Joe Cowley	1986 (Sept. 19 vs. Chicago)
	Bert Blyleven	1977 (Sept. 22 vs. Cleveland)
	Dennis Eckersley	1977 (May 30 at Cleveland)
	Vida Blue	1975 (Sept. 28 at Oakland)
	Glenn Abbott	
	Paul Lindblad	
	Rollie Fingers	
	Earl Wilson	1962 (June 26 at Boston)
One-Hitters, Angels	(last time - Chuck Finley)	1989 (May 26 at Boston)
One-Hitters, Opponents	(last time - John Burkett, Jeff Zimmerman & John Wetteland)	1999 (June 29 vs. Texas)
Most Runs Allowed	19 Scott Schoeneweis	2001 (May 23 at Baltimore)
Most Hits Allowed	15 Paul Hartzell	1976 (Sept. 9 at Kansas City - 8.2 IP)
Most Home Runs Allowed	5 Willie Fraser	1988 (Aug. 16 at New York)
Most Base on Balls, 9 Innings	10 Andy Hassler	1974 (Sept. 4 at Oakland)
	Nolan Ryan	1974 (April 5 at Chicago)
Most Base on Balls, Extra-Innings	11 Rudy May	1973 (Sept. 17 at Oakland - 12.2 IP)
Most Strikeouts, 9 Innings	19 Nolan Ryan	1974 (Aug. 12 vs. Boston)
Most Strikeouts, Extra-Innings	19 Nolan Ryan	1977 (June 8 vs. Toronto - 10 IP)
		1974 (Aug. 20 vs. Detroit - 11 IP)
		1974 (June 14 vs. Boston - 13 IP)
Most Strikeouts, Inning	4 Chuck Finley	1999 (Aug. 15 vs. Detroit, 1st inn.)
		1999 (May 12 at New York, 3rd inn.)
		1961 (May 18 vs. Chicago, 7th inn.)
Most Hit Batsmen	4 Ryne Duren	2001 (June 7 vs. Oakland)
	Scott Schoeneweis	1999 (June 13 vs. Arizona)
	Omar Olivares	1999 (June 13 vs. Arizona)
	Steve Sparks	1999 (May 22 at Tampa Bay)
	Ken McBride	1964 (April 23 vs. Cleveland)
Striking out the Side, 9 Pitches	Nolan Ryan	1972 (July 9 vs. Boston - 2nd inn.)



Angels Records

Consecutive

Club General

Games Won	11	1964 (June 16-26)
Games Won, Home	12	1967 (July 4-Aug. 4)
Games Won, Road	11	1988 (July 6-Aug. 2)
Games Won Vs. One Club	14	2002-2003 (May 8, 2002-Aug. 23, 2003)
Games Won vs. One Club, Home	9	1967 (Kansas City)
Games Won vs. One Club, Road	9	1965 (Kansas City - 3) 1964 (Kansas City - 6)
Double-Headers Won	5	1964 (July 12-26)
Come-From-Behind Wins	7	1996 (June 9-15)
Games Lost	13	1988-89 (Sept. 19-April 4)
Games Lost, Home	15	1974 (June 30-July 28)
Games Lost, Road	14	1969 (April 29-June 8)
Games Lost vs. One Club, Home	13	1975 (Cleveland - 6) 1974 (Cleveland - 6)
Games Lost vs. One Club, Road	12	1973 (Cleveland - 1) 1966 (Chicago - 1) 1965 (Chicago - 9) 1964 (Chicago - 2)
Errorless Games	14	(141 innings) 1991 (June 14-28)
Games Making Double Plays	18	1963 (Aug. 13-Sept. 1 - 38 DP)

Club Batting

Hits, Game	7	2002 (Aug. 31 vs. Baltimore - 2nd inn.) 1998 (July 29 vs. New York - 4th inn.) 1988 (Aug. 27 vs. New York - 2nd inn.) 1979 (May 13 at New York - 9th inn.)
Most Home Runs	18	July 26-Aug. 13, 1982 (30 Total)
Most Doubles	28	July 26-Aug. 24, 1990 (43 Total)
Most Consecutive Home Runs	3	Troy Glaus, Darin Erstad, Garret Anderson 2001 (July 26 vs. Tampa Bay) Garret Anderson, Troy Glaus, Scott Spiezio 2000 (June 24 vs. Minnesota) Mo Vaughn, Tim Salmon, Garret Anderson 2000 (May 28 at Kansas City) Reggie Jackson, Bobby Grich, Brian Downing 1984 (April 24 at Boston) Bobby Bonds, Don Baylor, Ron Jackson 1977 (May 11 vs. Baltimore) Lee Thomas, Leon Wagner, Bob Rodgers 1962 (Aug. 28 vs. Kansas City)
Most Stolen Bases	18	1991 (May 30-June 22)

Club Pitching

Complete Games	7	1972 (Sept. 21-27)
Shutouts	3	1974 (Sept. 28-Oct. 1) 1965 (July 9-11)
Shutout Innings Pitched	32.2	1974 (Sept. 28-Oct. 2)
Games With Save	6	1996 (June 10-15)
Innings, No Home Runs	84	1967 (June 17-27)
Games Allowing a Home Run	17	1994 (July 5-24; 28 total)
Games Allowing a Home Run (Starters)	16	1994 (July 5-23; 23 total)

Individual Batting

Games Played	648	Sandy Alomar (May 16, 1969-May 21, 1973)
Games Hitting Safely	28	Garret Anderson (June 28-July 31) Bengie Molina (Aug. 20-23)
Hits	9	Bobby Grich (Sept. 14-17)
Times on Base Safely	12	Bobby Bonds (Aug. 2-7)
Games with Home Runs	5	Wally Joyner (July 4-13)
Games with RBI	10	Fred Lynn (Aug. 23-Sept. 8)
Games with One-or-More Runs	13	Jim Edmonds (July 9-24)
Stolen Bases	22	Gary Pettis (1985 (April 9-May 29))

Angels Records



Consecutive Individual Pitching

Games Won	14	Chuck Finley	1997-98 (July 1-May 2)
Games Won, Season	12	Jarrod Washburn	2002 (April 19-July 21)
Games Won, Start of Season	5	Shawn Boskie (9 starts)	1995
		Mike Butcher (18 games)	1995
		Terry Clark (6 starts - rookie)	1988
		Pat Clements (41 games - rookie)	1985
		Frank Tanana (5 starts)	1978
		Bo Belinsky (5 starts-rookie)	1962
Games Won, Reliever	6	Ben Weber	2002 (May 22-Sept. 29)
		Stewart Ciliburn	1985 (July 14-Sept. 22)
Complete Games Won	7	Nolan Ryan	1973 (Aug. 29-Sept. 27)
Games Lost	17	Andy Hassler	May 4, 1975-July 2, 1976
Games	7	Clyde Wright	1969 (Aug. 1-9)
Complete Games	14	Frank Tanana	1977 (April 29-July 3)
Shutouts	3	Nolan Ryan	Sept. 29, 1976-April 7, 1977
		Nolan Ryan	Aug. 22-31, 1972
		Jim McGlothlin	May 28-June 7, 1967
		Dean Chance	July 11-19, 1964
Shutout Innings	36	Jim McGlothlin	1967
Innings, No Home Runs	105.2	Greg Minton	June 18, 1988-June 10, 1989
Strikeouts	8	Nolan Ryan	1973 (Aug. 7 at Milwaukee)
		Nolan Ryan	1972 (July 9 vs. Boston)
Strikeouts, Two Consecutive Games	32	Nolan Ryan	1974 (Aug. 7 vs. Chicago- 13 & Aug. 12 vs. Boston -19)
Strikeouts, Three Consecutive Games	47	Nolan Ryan	1974 (Aug. 12 vs. Boston -19, Aug. 16 vs. Milwaukee - 9 & Aug. 20 vs. Detroit - 19)
Saves	20	Troy Percival	2003 (June 8-Aug. 22)

Rookie Season Individual Batting

Highest Season	290	1986 (Wally Joyner)
Most Games	162	1964 (Bobby Knoop)
Most At-Bats	639	1987 (Devon White)
Most Runs	103	1987 (Devon White)
Most Hits	172	1986 (Wally Joyner)
Most Extra-Base Hits	67	1993 (Tim Salmon)
Most Two-Base Hits	35	1993 (Tim Salmon)
Most Three-Base Hits	11	2000 (Adam Kennedy)
Most Consecutive Games with One-or-More Home Runs	4 (5 total)	1993 (Tim Salmon; Aug. 16-19)
Most Total Bases	283	1987 (Devon White)
Most Runs Batted In	100	1986 (Wally Joyner)
Most Game-Winning RBI	14	1986 (Wally Joyner)
Most Stolen Bases	48	1984 (Gary Pettis)
Longest Hitting Streak	16	1968 (Aurelio Rodriguez)
Most Sacrifice Hits	16	2001 (David Eckstein)
Most Sacrifice Flies	12	1986 (Wally Joyner)
Most Hit by Pitch	21	2001 (David Eckstein)
Most Base on Balls	82	1993 (Tim Salmon)
Most Strikeouts	135	1993 Tim Salmon
		1987 (Devon White)



Wally Joyner



Dave Winfield



Angels Records

Rookie Season

Starters (Based on 200-or-More Innings Pitched)

Lowest ERA	2.93	1965 (Marcelino Lopez)
Most Games Won	14	1974 (Frank Tanana) 1965 (Marcelino Lopez)
Consecutive Wins to Start Career	5	1962 (Dean Chance) 1988 (Terry Clark)
Most Games Lost	19	1962 (Bo Belinsky) 1974 (Frank Tanana)
Fewest Games Lost	10	1987 (Willie Fraser) 1962 (Dean Chance)
Most Games★	39	1974 (Frank Tanana)
Most Starts	36	1961 (Ken McBride)
Most Complete Games	12	1974 (Frank Tanana)
Most Innings Pitched	268.2	1974 (Frank Tanana)
Most Hits Allowed	262	1974 (Frank Tanana)
Fewest Hits Allowed	185	1965 (Marcelino Lopez)
Most Runs Allowed	113	1961 (Ken McBride)
Fewest Runs Allowed	79	1965 (Marcelino Lopez)
Most Earned Runs	97	1961 (Ken McBride)
Fewest Earned Runs	68	1962 (Dean Chance)
Most Base on Balls	122	1962 (Bo Belinsky)
Fewest Base on Balls	61	1984 (Ron Romanick)
Most Strikeouts	180	1974 (Frank Tanana) 1961 (Ken McBride)
Most Shutouts	4	1974 (Frank Tanana)
No-Hitter	Bo Belinsky	1962 (May 5 vs. Baltimore)

★Tanana's total includes four relief appearances.

Relievers (Based on 40-or-More Games)

Lowest ERA	1.33	1964 (Bob Lee)
Most Games Won	11	1979 (Mark Clear)
Most Games★	69	1967 (Bill Kelso)
Most Saves	22	1969 (Ken Tatum)
Most Innings Pitched	114	1987 (DeWayne Buice)
Most Hits Allowed	87	1987 (DeWayne Buice) 1979 (Mark Clear)
Fewest Hits Allowed	32	2002 (Brendan Donnelly)
Most Runs Allowed	48	1979 (Mark Clear)
Fewest Runs Allowed	13	2002 (Brendan Donnelly) 1969 (Ken Tatum)
Most Earned Runs	44	1979 (Mark Clear)
Fewest Earned Runs	12	2002 (Brendan Donnelly)
Most Base on Balls	68	1979 (Mark Clear)
Fewest Base on Balls	19	2002 (Brendan Donnelly)
Most Strikeouts	109	1987 (DeWayne Buice)
Most Home Runs Allowed	12	2003 (Francisco Rodriguez) 1987 (DeWayne Buice)


★Kelso's total includes one start



Frank Tanana



Bryan Harvey



Club History



Franchise History

In the winter of 1960, Gene Autry attended the American League expansion meeting in St. Louis seeking radio rights for his Golden West Broadcasting firm. On Dec. 6, 1960 he returned as Owner and Chairman of the Board of the expansion Los Angeles Angels.

Following is a chronological look of the beginning of the Los Angeles Angels:

1960

- Dec. 6** — At St. Louis, MO, the expansion Los Angeles Angels is awarded to Gene Autry, Robert O. Reynolds, Paul A. O'Bryan and associates.
- Dec. 8** — Fred Haney is named General Manager.
- Dec. 12** — Bill Rigney is named Field Manager.
- Dec. 14** — Haney and Rigney select 28 players from the American League player pool at a meeting in Boston...Total cost: \$2,150,000 including two minor league draft picks...First player drafted is pitcher Eli Grba.
- Dec. 16** — Palm Springs, CA announced as spring training site.

1961

- Jan. 14** — Leonard K. Firestone becomes part owner and Vice President of the Angels.
- Jan. 24** — Angels announce signing of first two players - outfielders Bob Cerv and Albie Pearson.
- Feb. 6** — Angels hold first public tryout camp at Sawtelle Hospital...Over 300 prospects attend tryout...Six players are signed.
- Feb. 24** — Angels open spring training camp in Palm Springs.
- Mar. 11** — Angels defeat Chicago Cubs in first exhibition game, 8-3, before an overflow crowd at the Polo Grounds in Palm Springs...Club also wins second game on March 12, 12-5.
- Apr. 11** — Behind the strong pitching of Eli Grba and power of Ted Kluszewski, the Angels rolled to a 7-2 victory in their first American League regular season game. Grba went the distance, allowing one earned run on six hits. Kluszewski hit a pair of home runs and collected five RBI. The Angels scored all seven runs in the first two frames, three in the first inning on back-to-back home runs by Kluszewski and Bob Cerv.

The Angels finished the 1961 season with a 70-91 record. The club's .435 winning percentage established and still stands as the best of any expansion team in major league history.

The Angels played at Wrigley Field in Los Angeles in 1961, then moved to Chavez Ravine (now Dodger Stadium) in 1962 and remained there through the 1965 season. In 1966, the franchise moved south to Anaheim and played 32 seasons at Anaheim Stadium. The club opened the 1997 season as the Anaheim Angels and began play at Edison Field in 1998.

Angels Original Player Draft

The Angels drafted a total of 28 players from the existing American League clubs on December 14, 1960. Owners of the new Los Angeles and Washington clubs as well as their recently appointed front offices and field bosses — General Manager Fred Haney and Manager Bill Rigney of the Angels and General Manager Ed Doherty and Manager Mickey Vernon of the Senators — attended the session held in the league offices.

A price of \$75,000 was set on the players to be picked and both of the new clubs were required to select 28. The players were picked by categories, starting with pitchers, then catchers, infielders and outfielders. A toss of the coin determined which club had first choice in each group, and then they alternated. Haney won the toss for three positions — all but for outfielders.

Besides the 28 regular selections by both clubs, Los Angeles bought two players from the special minor league pool at \$25,000 apiece and Washington grabbed three. Thus, the Angels paid \$2,150,000 for their 30 players and the Senators shelled out \$2,175,000 for their 31 players in the unprecedented distribution.

Following is the order in which the Angels players were selected:

NOTE: Following the selections, Wilson notified the Angels and Cleveland that he intended to retire from the game. As a result, his selection was canceled several weeks later and the Indians sent pitcher Ted Bowsfield to the Angels as a replacement.

- | | |
|------------------------------|---|
| 1. Eli Grba, p, NY | 16. Gene Leek, inf, CLE |
| 2. Jerry Casale, p, BOS | 17. Jim Fregosi, inf, BOS |
| 3. Duke Maas, p, NY | 18. Bob Cerv, of, NY |
| 4. Tex Clevenger, p, MIN | 19. Ken Hunt, of, NY |
| 5. Bob Sprout, p, DET | 20. Jim McAnany, of, CHI |
| 6. Audrey Gatewood, p, DET | 21. Earl Averill, c, CHI |
| 7. Ken McBride, p, CHI | 22. Faye Throneberry, of, MIN |
| 8. Ned Garver, p, KC | 23. Ted Kluszewski, inf, CHI |
| 9. Ron Moeller, p, BAL | 24. Don Ross, inf, BAL |
| 10. Bob Davis, p, KC | 25. Julio Becquer, inf, MIN |
| 11. Ed Sadowski, c, BOS | 26. Dean Chance, p, BAL |
| 12. Bob Rodgers, c, DET | 27. Fred Newman, p, BOS |
| 13. Ed Yost, inf, DET | 28. Bob Wilson, c, CLE |
| 14. Ken Aspromonte, inf, CLE | 29. Steve Bilko, 1b, DET from Denver |
| 15. Ken Hamlin, inf, KC | 30. Albie Pearson, of, BAL from Rochester |



Eli Grba

The Los Angeles Angels Inaugural Game



April 11, 1961

LOS ANGELES	AB	R	H	BI	BALTIMORE	AB	R	H	BI
Yost, 3b	4	0	0	0	Brandt, cf	5	1	2	0
Aspromonte, 2b	4	1	1	0	Snyder, rf	3	0	1	0
Pearson, rf	3	2	1	1	B. Robinson, 3b	4	0	1	0
Kluszewski, 1b	4	2	2	5	Gentile, 1b	4	1	1	0
Becquer, 1b	0	0	0	0	Triandos, c	4	0	0	0
Cerv, lf	4	1	1	1	Hansen, ss	4	0	0	0
Johnson, lf	0	0	0	0	Stephens, ff	2	0	1	0
Hunt, cf	2	0	0	0	Breeding, 2b	4	0	0	0
Brickell, ss	4	0	1	0	Pappas, p	0	0	0	0
Rice, c	2	0	0	0	Papa, p	0	0	0	0
Grba, p	3	1	0	0	Philly, ph	1	0	0	0
TOTALS	30	7	6	7	Stock, p	0	0	0	0
					E. Robinson, ph	1	0	0	0
					Hoelt, p	0	0	0	0
					Essegian, ph	1	0	0	0
					Wilhelm, p	0	0	0	0
					Zupo, ph	0	0	0	0
					TOTALS	33	2	6	0

LOS ANGELES	1	2	3	4	5	6	7	8	9	R	H	E	LOB
BALTIMORE	3	4	0	0	0	0	0	0	0	7	6	3	3
	0	1	1	0	0	0	0	0	2	6	0	8	8

E: Los Angeles - Brickell 2, Aspromonte
 2B: B. Robinson
 S: Rice, Grba

DP: Los Angeles - 1 Baltimore - 1
 HR: Kluszewski 2, Cerv
 GDP: B. Robinson, Brickell

LOS ANGELES	WLS	IP	H	R	ER	HR	BB	SO	HB	WP	BK
Grba	W	9	6	2	1	0	4	5	0	1	0
BALTIMORE	WLS	IP	H	R	ER	HR	BB	SO	HB	WP	BK
Pappas	L	1.2	3	6	6	2	4	1	0	0	0
Papa	—	.1	1	1	1	1	0	1	0	0	0
Stock	—	2	1	0	0	0	0	1	1	0	0
Hoelt	—	3	1	0	0	0	0	3	0	0	0
Wilhelm	—	2	0	0	0	0	0	0	0	0	0

HB: Hunt (by Stock)
 TIME: 2:33

PB: Triandos
 ATTENDANCE: 37,352

UMPIRES: Stevens, Rice, Napp, Schwartz

1961 Los Angeles Angels' Firsts

Team

GAME - April 11 at Baltimore (7-2 win)
 PLATE UMPIRE - Johnny Stevens, April 11 at Baltimore
 GAME TIME - 2:33, April 11 at Baltimore
 WIN - April 11 at Baltimore (7-2)
 HOME GAME - April 27 vs. Minnesota (4-2 loss)
 HOME WIN - April 28 vs. Minnesota (6-5; 12 inn.)
 LOSS - April 15 at Boston (3-0)
 SERIES WIN - April 27-29 vs. Minnesota (2-1)
 ROAD SERIES WIN - June 5-7 at Baltimore (3-1)
 SERIES SWEEP - July 3-4 vs. Kansas City (3-0)
 ROAD SERIES SWEEP - July 5-6 at Minnesota (2-0)
 HOMESTAND WIN - April 27 - May 10 (8-6)
 EXTRA INNING GAME - April 23 at Detroit (3-2 loss; 11 inn.)
 EXTRA INNING WIN - April 28 vs. Minnesota (6-5; 12 inn.)
 COMPLETE GAME - Eli Grba, April 11 at Baltimore (7-2 win)
 COMPLETE GAME (against) - Ike Delock, April 15 at Boston (3-0 win)
 SHUTOUT - May 23 vs. Cleveland (9-0; Ken McBride, 3-hitter)
 SHUTOUT (against) - April 15 at Boston (3-0; Ike Delock, 4-hitter)
 LAST AT-BAT WIN - April 28 vs. Minnesota (6-5; 2-inns in 12th)
 DOUBLEHEADER - April 20 at New York (lost 7-5 & 4-2)
 HOME DOUBLEHEADER - April 30 vs. Kansas City (split, 6-4 & 3-3)
 DOUBLEHEADER SWEEP - May 19 vs. Chicago (won 4-3 & 5-3)
 EJECTION - Ed Yost, April 15 at Boston (8th inn., by plate umpire Jim Honochick)

Batters

BATTER - Ed Yost, April 11 at Baltimore (popout to shortstop)
 FIRST PITCH - Strike by Milt Pappas to Ed Yost, April 11 at Baltimore
 BASERUNNER - Albie Pearson, April 11 at Baltimore (1st inn.; walk)
 HIT - Ted Kluszewski, April 11 at Baltimore (1st inn., 2-run HR)
 RUN - Albie Pearson, April 11 at Baltimore (1st inn., scored on 2-run HR)
 RBI - Ted Kluszewski, April 11 at Baltimore (1st inn., 2-run HR)
 EXTRA BASE HIT - Ted Kluszewski, April 11 at Baltimore (1st inn., 2-run HR)
 BUNT SINGLE - Albie Pearson, April 15 at Boston (6th inn.)
 DOUBLE - Ken Hunt, April 17 at Boston (3rd inn.)
 TRIPLE - Ken Hunt, April 20 at New York (8th inn., 2nd game)
 HOME RUN - Ted Kluszewski, April 11 at Baltimore (1st inn., 2-run, Milt Pappas)
 SOLO HOME RUN - Bob Cerv, April 11 at Baltimore (1st inn., Milt Pappas)
 2-RUN HOME RUN - Ted Kluszewski, April 11 at Baltimore (1st inn., Milt Pappas)
 THREE-RUN HOME RUN - Ted Kluszewski, April 11 at Baltimore (2nd inn., John Papa)
 GRAND SLAM HOME RUN - Lee Thomas, June 6 at Baltimore (2nd inn., Milt Pappas)
 GRAND SLAM HOME RUN AT HOME - George Thomas, Sept. 9 vs. Chicago (5th inn., Frank Brumman)
 PINCH-HIT HOME RUN - Albie Pearson, April 17 at Boston (9th inn., Mike Fornelias)

HOME RUN BY A PITCHER - Jerry Casale, May 9 vs. Boston (2nd inn., Ike Delock)
 TWO-HOME RUN GAME - Ted Kluszewski, April 11 at Baltimore (Milt Pappas, John Papa)
 THREE-HOME RUN GAME - Lee Thomas, Sept. 5 at Kansas City (Lew Krausse, Ed Rakow, Bill Fischer)
 BACK-TO-BACK HOME RUNS - Ted Kluszewski & Bob Cerv, April 11 at Baltimore (1st inn., Milt Pappas)
 PINCH-HITTER - Faye Throneberry, April 15 at Boston (7th inn., groundout to 2B)
 PINCH-HIT - Steve Bilko, April 17 at Boston (7th inn., double)
 STOLEN BASE - Ken Hunt, April 20 at New York (2nd game)
 WALK - Albie Pearson, April 11 at Baltimore (1st inn.)
 STRIKEOUT - Ken Aspromonte, April 11 at Baltimore (1st inn.)
 SACRIFICE - Del Rice, April 11 at Baltimore (6th inn., 1-3)
 SACRIFICE FLY - Earl Averil, April 30 vs. Kansas City (2nd game)
 HIT BY PITCH - Ken Hunt, April 11 at Baltimore (3rd inn., Wes Stock)
 GROUNDED INTO DOUBLE PLAY - Fritz Brickell, April 11 at Baltimore (3rd inn., 5-4-3)
 PUTOUT - Fritz Brickell, April 11 at Baltimore (force out - Aspromonte to Brickell; batter - Russ Snyder, runner - Jackie Brandt)
 ASSIST - Ken Aspromonte, April 11 at Baltimore (force out - Aspromonte to Brickell; batter - Russ Snyder, runner - Jackie Brandt)
 ERROR - Fritz Brickell, April 11 at Baltimore (2nd inn., ground ball hit by Marv Breeding)

Pitchers

PITCHER - Eli Grba, April 11 at Baltimore (7-2 win)
 FIRST PITCH - Strike by Eli Grba to Jackie Brandt, April 11 at Baltimore
 WINNING PITCHER - Eli Grba, April 11 at Baltimore (7-2 score)
 LOSING PITCHER - Jerry Casale, April 15 at Boston (3-0 score)
 SAVE - Tom Morgan, April 30 vs. Kansas City, 1st game (1 IP)
 HIT - Jackie Brandt, April 11 at Baltimore (1st inn., single to left; Eli Grba)
 DOUBLE - Brooks Robinson, April 11 at Baltimore (5th inn., to center; Eli Grba)
 TRIPLE - Carl Yazstrzemski, April 15 at Boston (3rd inn.; Jerry Casale)
 HOME RUN - Gary Gager, April 17 at Boston (7th inn., Tom Morgan)
 RUN - Jim Gentile, April 11 at Baltimore (2nd inn., scored on error)
 WALK - Gene Stephens, April 11 at Baltimore (2nd inn. Eli Grba)
 STRIKEOUT - Jackie Brandt, April 11 at Baltimore (5th inn.; Eli Grba)
 HIT BATTER - Jerry Adair, May 2 vs. Baltimore (5th inn., Ted Bowfield)
 WILD PITCH - Eli Grba, April 11 at Baltimore (6th inn.)

Year-by-Year Records/Standings

Year	Pos.	W	L	Pct.	GA/GB	Manager	Home	Away
1961	8	70	91	.435	-38 1/2	Bill Rigney	46-36	24-55
1962	3	86	76	.531	-10	Bill Rigney	40-41	46-35
1963	9	70	91	.435	-34	Bill Rigney	39-42	31-49
1964	5	82	80	.506	-17	Bill Rigney	45-36	37-44
1965	7	75	87	.463	-27	Bill Rigney	46-34	29-53
1966	6	80	82	.494	-18	Bill Rigney	42-39	38-43
1967	5	84	77	.522	-7 1/2	Bill Rigney	53-30	31-47
1968	8	67	95	.414	-36	Bill Rigney	32-49	35-46
1969	3	71	91	.438	-26	Bill Rigney (11-28) Lefty Phillips (60-63)	43-38	28-53
1970	3	86	76	.531	-12	Lefty Phillips	43-38	43-38
1971	4	76	86	.469	-25 1/2	Lefty Phillips	35-46	41-40
1972★	5	75	80	.484	-18	Del Rice	44-46	31-44
1973	4	79	83	.488	-15	Bob Winkles	43-38	36-45
1974	6	68	94	.420	-22	Bob Winkles (30-44) +Dick Williams (36-48)	36-45	32-49
1975	6	72	89	.447	-25 1/2	Dick Williams	35-46	37-43
1976	T4	76	86	.469	-14	Dick Williams (39-57) Norm Sherry (37-29)	38-43	38-43
1977	5	74	88	.457	-28	Norm Sherry (39-42) Dave Garcia (35-46)	39-42	35-46
1978	T2	87	75	.537	-5	Dave Garcia (25-20) Jim Fregosi (62-55)	50-31	37-44
1979	1	88	74	.543	+3	Jim Fregosi	49-32	39-42
1980	6	85	95	.406	-32	Jim Fregosi	30-51	35-44
1981★★	5	51	59	.464	-13 1/2	Jim Fregosi (22-25) Gene Mauch (29-34)	26-28	25-31
1982	1	93	69	.574	+3	Gene Mauch	52-29	41-40
1983	T5	70	92	.432	-29	John McNamara	35-46	35-46
1984	T2	81	81	.500	-3	John McNamara	37-44	44-37
1985	2	90	72	.549	-1	Gene Mauch	49-30	41-42
1986	1	92	70	.568	+5	Gene Mauch	50-32	42-38
1987	T6	75	87	.463	-10	Gene Mauch	38-43	37-44
1988	4	75	87	.463	-29	+Cookie Rojas (75-79)	35-46	40-41
1989	3	91	71	.562	-8	Doug Rader	52-29	39-42
1990	4	80	82	.494	-23	Doug Rader	42-39	38-43
1991	7	81	81	.500	-14	Doug Rader (61-63) Buck Rodgers (20-18)	40-41	41-40
1992	T5	72	90	.444	-24	+++Buck Rodgers (33-40)	41-40	31-50
1993	T5	71	91	.438	-23	Buck Rodgers	44-37	27-54
1994★★★★	4	47	68	.409	-5 1/2	Buck Rodgers (16-23) ++++Marcel Lachemann (30-44)	23-40	24-28
1995★★★★★	2	78	67	.538	-1	Marcel Lachemann	39-33	39-34
1996	4	70	91	.435	-19 1/2	++++Marcel Lachemann (52-59)	43-38	27-53
1997	2	84	78	.519	-6	Terry Collins	46-36	38-42
1998	2	85	77	.525	-3	++++Terry Collins (79-75)	42-39	43-38
1999	4	70	92	.432	-25	++++Terry Collins (51-82)	37-44	33-46
2000	3	82	80	.506	-9 1/2	Mike Scioscia	46-35	36-45
2001	3	75	87	.463	-41	Mike Scioscia	39-42	36-45
2002y\$	2	99	63	.611	-4	Mike Scioscia	54-27	45-36
2003	3	77	85	.475	-19	Mike Scioscia	45-37	32-48
Totals		3320	3516	.486		16 Managers	1783-1648	1537-1868

\$ World Series Champions

BOLD Western Division Champions

y Wild Card Entrant

* Totals do not include 2-2 under interim manager Whitey Herzog.

** Totals do not include 0-8 under interim manager Moose Stubing.

+++ Totals do not include 36-49 under interim manager John Wathan or 3-1 under interim/interim manager Marcel Lachemann.

++++ Totals do not include 1-1 under interim manager Bobby Knop.

+++++ Totals do not include 10-18 under interim manager John McNamara or 8-14 under interim/interim manager Joe Maddon.

+++++ Totals do not include 6-2 under interim manager Joe Maddon.

+++++ Totals do not include 19-10 under interim manager Joe Maddon.

* Work stoppage, April 1-13, 1972.

** Work stoppage, June 12-July 30, 1981.

*** Work stoppage, Aug. 12, 1994-remainder of season.

**** Work stoppage, April 2-24, 1995.

Angels All-Time Roster



Includes every player who has been in at least one Major League game for the Angels since 1961.

BOLD: indicates current players in organization
KEY: #-Right *-Left +Switch
 ^-Interim manager



Gene Mauch

Managers (21)

COLLINS, Terry ('97-99)
 FREGOSI, Jim ('78-81)
 GARCIA, Dave ('77-78)
 HERZOG, Whitey ('74)^
 KNOOP, Bobby ('94)
 LACHEMANN, Marcel ('92^, '94-96)
 MADDON, Joe ('96^, '98^, '99^)
 MAUCH, Gene ('81-82, '85-87)
 McNAMARA, John ('83-84, '96^)
 PHILLIPS, Lefty ('69-71)
 RADER, Doug ('89-91)
 RICE, Del ('72)
 RIGNEY, Bill ('61-69)
 RODGERS, Buck ('91-94)
 ROJAS, Cookie ('88)
 SCIOSCIA, Mike ('00-)
 SHERRY, Norm ('76-77)
 STUBING, Moose ('88^)
 WATHAN, John ('92-93)^
 WILLIAMS, Dick ('74-76)
 WINKLES, Bob ('73-74)



Bill Rigney

Coaches (62)

ADAIR, Jerry ('75)
BLACK, Bud ('00-)
 BOWA, Larry ('97-99)
 BRIDGES, Rocky ('62-63, '68-71)
 BURLERSON, Rick ('95-96)
 CAREW, Rod ('92-99)
 CLEAR, Bob ('76-87)
 COLEMAN, Joe ('87-90, '96-99)
 COUCHEE, Mike ('96)
 CRANDALL, Del ('77)
 DOWN, Rick ('87-88)
 ELLIOTT, Bob ('61)
 ETCHEBARREN, Andy ('77)

GARCIA, Dave ('77)
 GOMEZ, Preston ('81-84)
GRIFFIN, Alfredo ('00-)
 GRISSON, Marv ('61-66, '69, '77-78)
HATCHER, Mickey ('00-)
 HEFFNER, Don ('67-68)
 HENDRICK, George ('98-99)
 HERMAN, Billy ('67)
 HERNANDEZ, Chuck ('92-96)
 HERZOG, Whitey ('74-75)
 HINES, Bruce ('91)
 HOSCHKEIT, Vern ('76)
 JOHNSON, Deron ('79-80, '89-92)
 KNOOP, Bobby ('79-96)
 KOENIG, Fred ('70-71)
 KRESS, Red ('61)
 LACHEMANN, Bill ('95-96)
 LACHEMANN, Marcel ('84-92, '97-98)

LEMON, Bob ('67-68)
 LOWREY, Peanuts ('72)
 MACHA, Ken ('92-94)
MADDON, Joe ('94-)
 McDermott, Mickey ('68)
 McNAMARA, John ('78)
MERCADO, Orlando ('03-)
 MORGAN, Tom ('72-74, '81-83)
 MUFFETT, Billy ('74-77)
 OLIVERAS, Max ('94)
 PAEPKE, Jack ('62-66)
 PARKER, Dave ('97)
 PARKER, Salty ('64-66, '73-74)
 PDL, Dick ('99)
 RAMOS, Bobby ('00-02)
 REBERGER, Frank ('91)
 REESE, Jimmie ('72-94)
 REISER, Pete ('70-71)
 RESINGER, Grover ('75-76)
 RICE, Del ('62-66)
 ROARKE, Mike ('67-69)
 ROBINSON, Frank ('77)
 RODRIGUEZ, Eddie ('96)
ROENICKE, Ron ('00-)
 ROSEBORO, John ('72-74)
 SHERRY, Larry ('79-80)
 SHERRY, Norm ('70-71, '76)
 SKINNER, Bob ('78)
 STUBING, Moose ('85-90)
 WATHAN, John ('92-93)
 WINKLES, Bob ('72)

Players (754)

-A-

AASE, Don, rhp ('78-82, '84)
 ABBOTT, Jim, lhp ('89-92, '95-96)
 ABBOTT, Kyle, lhp ('91, '96)
 ABNER, Shawn, of ('91)^
 ADAMS, Ricky, inf ('82-83)^
 ADCOCK, Joe, inf ('64-66)^
 AIKENS, Willie, inf/dh ('77, '79)^
 ALDRETE, Mike, of ('95-96)^
 ALICEA, Luis, inf ('97)^+
 ALLANSON, Andy, c ('95)^
 ALLEN, Lloyd, rhp ('69-73)

ALLIETTA, Bob, c ('75)^
 ALOMAR, Sandy, inf ('69-74)+
 ALVAREZ, Juan, lhp ('99)
 ALVAREZ, Orlando, of/dh ('76)^
 AMARO, Ruben, inf ('69)^
 AMARO, Ruben Jr., of ('91)+
AMEZAGA, Alfredo, inf ('02-)+
 ANDERSON, Brian, lhp ('93-95)
ANDERSON, Garret, of ('94-)
 ANDERSON, Jim, inf ('78-79)^
 ANDERSON, Kent, inf ('89-90)^
 APPIER, Kevin, rhp ('02-03)
 ARDELL, Dan, inf ('61)^
 ARIAS, George, inf ('96-97)^
 ARMAS, Tony, of ('87-89)^
 ASPROMONTE, Ken, 2b ('61)^
 AVERILL, Earl, of/c ('61-62)^
 AZCUE, Joe, c ('69-70, '72)^

-B-

BAHNSEN, Stan, rhp ('82)
 BAILES, Scott, lhp ('90-92)
 BAILEY, Ed, c/inf ('66)^
 BALAZ, John, of/dh ('74-75)^
 BANNISTER, Floyd, lhp ('91)^
 BARBER, Steve, lhp ('72-73)
 BARLOW, Mike, inf ('77-79)^
 BARNES, Larry, inf ('01)^
 BARR, Jim, rhp ('79-80)
 BAUGHMAN, Justin, inf ('98, '00)^
 BAYLOR, Don, of/dh ('77-82)^
 BEASLEY, Chris, rhp ('91)
 BECOUER, Julio, inf ('61)^
 BELCHER, Tim, rhp ('99-00)
 BELINSKY, Bo, lhp ('62-64)
 BELLINGER, Clay, inf/of ('02)
 BENIQUEZ, Juan, of/dh ('81-85)^
 BENNETT, Dennis, lhp ('68)
 BENNETT, Erik, rhp ('95)
 BERRY, Ken, of ('71-73)^
 BICHETTE, Dante, of ('88-90)^
 BIELECKI, Mike, rhp ('95)
 BILKO, Steve, inf ('61-62)^
 BLATERIC, Steve, rhp ('75)
 BLYLEVEN, Bert, rhp ('89-92)
 BOCHTE, Bruce, c ('74-77)^
 BOLICK, Frank, inf ('98)+
 BONDS, Bobby, of/dh ('76-77)^
 BOONE, Bob, c ('82-88)^
BOOTCHECK, Chris, rhp ('03-)
 BORBON, Pedro, rhp ('69)
 BORDERS, Pat, c ('96)^
 BORLAND, Toby, rhp ('01)
 BOSKIE, Shawn, rhp ('95-96)
 BOSLEY, Thad, of ('77, '88)^
 BOSTOCK, Lyman, of ('78)^
 BOTTENFIELD, Kent, rhp ('00)
 BOTTING, Ralph, lhp ('79-80)
 BOTZ, Bob, rhp ('62)
 BOVEE, Mike, rhp ('97)
 BOWSFIELD, Ted, lhp ('61-62)
 BRADLEY, Tom, rhp ('69-70)
 BRADY, Brian, of ('89)^
 BRETT, Ken, lhp ('77-78)
 BREWER, Jim, lhp ('75-76)

BRICKELL, Fritz, inf ('61)^
 BRIDGES, Rocky, inf ('61)^
 BRIGGS, Dan, inf/of ('75-77)^
 BROOKS, Bobby, of ('73)^
 BROOKS, Hubie, of/dh ('92)^
 BROWN, Curt, rhp ('83)
 BROWN, Mike, of ('83-85, '88)^
 BROWN, Randy, c ('69-70)^
 BROWN, Steve, rhp ('83-84)
 BRUNANSKY, Tom, of ('81)^
 BRUNET, George, lhp ('64-69)
 BRYDEN, T.R., rhp ('86)
 BUCKNER, Bill, inf/dh ('87-88)^
 BUICE, DeWayne, rhp ('87-88)
 BURDETTE, Lew, rhp ('66-67)
 BURGESS, Tom, inf/of ('62)^
 BURMEIER, Tom, lhp ('68)
 BURKE, Jamie, rhp/c ('01-)^
 BURKE, Leo, of ('61-62)^
 BURLERSON, Rick, inf ('81-86)^
 BUTCHER, Mike, rhp ('92-95)

-C-

CADARET, Greg, lhp ('97-98)
 CALLAWAY, Mickey, rhp ('02-03)
 CAMPANERIS, Bert, inf ('79-81)^
 CANDELARIA, John, lhp ('85-87)
 CANERIA, John, rhp ('77-78)
 CARDENAL, Jose, of ('65-67)^
 CARDENAS, Leo, inf ('72)^
 CAREW, Rod, inf ('79-85)^
 CASALE, Jerry, rhp ('61)
 CAUSEY, Wayne, inf ('68)^
 CERV, Bob, of ('61)^
 CHADWICK, Ray, rhp ('86)
 CHALK, Dave, inf ('73-78)^
 CHANCE, Bob, inf ('69)^
 CHANCE, Dean, rhp ('61-66)
 CHAVEZ, Anthony, rhp ('97)
 CHRISTENSEN, Bruce, inf ('71)^
 CIMINO, Pete, rhp ('67-68)
 CIMOLI, Gino, of ('65)^
 CLARK, Bob, of ('79-83)^
 CLARK, Rick, rhp ('67-69, '71-72)
 CLARK, Terry, rhp ('88-89)
 CLEAR, Mark, rhp ('79-80, '90)
 CLEMENTE, Edgard, of ('00)^
 CLEMENTS, Pat, lhp ('85)
 CLEVENGER, Tex, rhp ('61)
 CLIBURN, Stan, c ('80)^
 CLIBURN, Stewart, rhp ('84-85, '88)



Rod Carew



Angels All-Time Roster

CLINTON, Lou, of ('64-65)#
 COACHMAN, Pete, inf ('90)#
 COATES, Jim, rhp ('65-67)
 COLANGELO, Mike, of ('99)#
 COLETTA, Chris, of ('72)*
 COLLINS, Dave, of/dh ('75-76)+
 CONIGLIARO, Tony, of ('71)#
 CONSOLLO, Billy, inf ('62)#
 COOK, Dennis, lhp ('02)
 COOK, Mike, rhp ('86-88)
 COOPER, Brian, rhp ('99-01)
 CORBETT, Doug, rhp ('82-86)
 CORBETT, Sherman, lhp ('88-90)
 CORREA, Rod, inf ('93-95)#
 COTTIER, Chuck, inf ('68-69)#
 COUGHTRY, Marlan, inf ('62)*
 COWAN, Billy, inf/of ('69-72)#
 COWENS, Al, of ('80)#
 COX, Terry, rhp ('70)
 CRIM, Chuck, rhp ('92-93)
 CRON, Chris, inf/dh ('91)#
 CRUZ, Todd, rhp ('80)
 CUELLAR, Mike, lhp ('77)
 CUMBERLAND, John, lhp ('74)
 CURTIS, Chad, of ('92-94)#
 CURTIS, John, lhp ('82-84)



Gary DiSarcina

DONNELLY, Brendan, rhp ('02-)
 DONOHUE, Jim, rhp ('61-62)
 DONOHUE, Tom, c ('79-80)#
 DOPSON, John, rhp ('94)
 DORSETT, Brian, c ('88)#
 DORSEY, Jim, rhp ('80)
 DOWNING, Brian, c/of ('78-90)#
 DOYLE, Denny, inf ('74-75)*
 DOYLE, Paul, lhp ('70, '72)
 DRAGO, Dick, rhp ('76-77)
 DUCEY, Rob, of/dh ('92)*
 DUKES, Tom, rhp ('72)
 DULIBA, Bob, rhp ('63-64)
 DUNNING, Steve, rhp ('76)
 DUREN, Ryne, rhp ('61-62)
 DURRINGTON, Trent, inf ('99-00, '03)#

-E-

EASLER, Mike, of ('76)*
 EASLEY, Damion, inf ('92-96)#
ECKSTEIN, David, inf ('01-)
 EDDY, Steve, rhp ('79)
 EDENFIELD, Ken, rhp ('95-96)
 EDMONDS, Jim, of ('93-99)*
 EENHOORN, Robert, inf ('96-97)#
 EGAN, Dick, rhp ('66)*
 EGAN, Tom, rhp ('65-70, '74-75)#
 EICHHORN, Mark, rhp ('90-92, '96)#
 ELLIS, Robert, rhp ('96)#
 ELLIS, Sammy, rhp ('68)#
 ENCARNACION, Angelo, c ('97)#
 EPPARD, Jim, inf/of ('87-89)*
 EPSTEIN, Mike, inf ('73-74)*
ERSTAD, Darin, inf/of ('96-)
 ETCHEBARRÉN, Andy, c ('75-77)#
 ETHERTON, Seth, rhp ('00)#

-F-

FABREGAS, Jorge, c ('94-97, '01-02)*
 FAIRLY, Ron, inf/dh ('78)*
 FARRELL, John, rhp ('93-94)#
 FASANO, Sal, c ('02)#
 FELIX, Junior, of ('91-92)+
 FERGUSON, Joe, c ('81-83)#
 FERNANDEZ, Jose, inf ('01)#
 FERRIS, Bob, rhp ('78-80)
 FETTERS, Mike, rhp ('89-91, '98)
 FIELDER, Cecil, inf/dh ('98)#
 FIGGINS, Chone, inf ('02-)+
 FIGUEROA, Ed, rhp ('74-75)

FIMPLE, Jack, c ('87)#
 FINLEY, Chuck, lhp ('86-99)
 FISCHER, Todd, rhp ('86)
 FISHER, Eddie, rhp ('69-72)
 FITZGERALD, Mike, of/c ('92)#
 FITZMORRIS, Al, rhp ('78)
 FLORA, Kevin, inf ('91, '95)#
 FLORES, Gil, of ('77)#
 FOILES, Hank, c ('63-64)#
 FOLI, Tim, inf ('82-83)#
 FORD, Dan, of/dh ('79-81)#
 FORSCH, Ken, rhp ('81-86)
 FORSTER, Terry, lhp ('86)
 FORTUGNO, Tim, lhp ('92-93)
 POSTER, Alan, rhp ('72)
 FOWLER, Art, rhp ('61-64)
 FOWLKES, Alan, rhp ('85)
 FOYTACK, Paul, rhp ('63-64)
 FRASER, Willie, rhp ('86-90)
 FREGOSI, Jim, inf ('61-71)#
 FREY, Steve, lhp ('92-93)
 FROHWIRTH, Todd, rhp ('96)
 FROST, Dave, rhp ('78-81)
 FULLMER, Brad, dh/inf ('02-03)*
 FYHRIE, Mike, rhp ('99)

-G-

GABRIELSON, Len, of ('67)*
 GAETTI, Gary, inf/dh ('91-93)#
 GALLAGHER, Al, inf ('73)#
 GALLAGHER, Dave, of ('91, '95)#
 GANT, Ron, of/dh ('00)#
 GARCIA, Carlos, inf ('98)#
 GARCIA, Miguel, lhp ('87)
 GARR, Ralph, of/dh ('79-80)*
 GARRETT, Adrian, c/dh ('75-76)*
 GARRETT, Greg, lhp ('70)
 GARVER, Ned, rhp ('61)
 GATEWOOD, Aubrey, rhp ('63-65)
 GEISHERT, Vern, rhp ('69)
 GERBER, Craig, inf ('85)*
 GIL, Benji, inf ('00-03)#
 GILBRETH, Bill, lhp ('74)
GLAUS, Troy, inf ('98-)
 GLOVER, Gary, rhp ('03)
 GOHR, Greg, rhp ('96)
 GOLTZ, Dave, rhp ('82-83)
 GONZALES, Larry, c ('93)#
 GONZALES, Rene, inf ('92-93, '95)#
 GONZALEZ, Jose, of ('92)#
 GONZALEZ, Tony, of ('70-71)*
 GOODWIN, Dan, inf/dh ('75, '77-78)*
 GOTAY, Julio, inf ('65)#
 GRABARKEWITZ, Bill, inf ('73)#
 GRAHE, Joe, rhp ('90-94)
 GRBA, Eli, rhp ('61-63)
 GREBECK, Craig, inf ('97)#
 GREEN, Lenny, of ('64)*
GREEN, Steve, rhp ('01)
 GREENE, Todd, c/dh ('96-99)#
GREGG, Kevin, rhp ('03-)
GREGORIO, Tom, C ('03-)
 GRICH, Bobby, inf ('77-86)#

GRIFFIN, Doug, inf ('70)#
 GRIFFIN, Tom, rhp ('78)
 GRIMSLEY, Jason, rhp ('96)
 GROSS, Kevin, rhp ('97)
 GRUBER, Kelly, inf ('93)#
 GUBICZA, Mark, rhp ('97)
 GUERRERO, Mario, inf/dh ('76-77)#

-H-

HABYAN, John, rhp ('95)
 HALICKI, Ed, rhp ('80)
 HALL, Jimmie, of ('67-68)*
 HAMILTON, Jack, rhp ('67-68)
 HAMLIN, Ken, inf ('61)#
 HAMPTON, Ike, c ('75-79)+
 HANCOCK, Ryan, rhp ('96)
 HAND, Rich, rhp ('73)
 HARKEY, Mike, rhp ('95)
 HARLOW, Larry, of ('79-81)
 HARPER, Brian, of ('79, '81)#
 HARPER, Tommy, inf/dh ('75)#
 HARRELSON, Bill, rhp ('68)
 HARRIS, John, inf ('79-81)*
 HARRIS, Pep, rhp ('96-99)
 HARTZELL, Paul, rhp ('76-78)#
 HARVEY, Bryan, rhp ('87-92)
 HASEGAWA, Shigetoshi, rhp ('87-91)
 HASSLER, Andy, lhp ('71, '73-76, '80-83)*
 HATHAWAY, Hilly, lhp ('92-93)
 HAYES, Von, of/dh ('92)*
 HEFFNER, Bob, rhp ('68)
 HEISE, Bob, inf ('74)#
 HELD, Woodie, inf/of ('67-68)#
 HEMAN, Russell, rhp ('61)#
 HEMPHILL, Bret, c ('99)+
 HENDERSON, Rickey, of ('97)#
 HENDRICK, George, of/dh ('85-88)#
 HERNANDEZ, Jackie, inf ('65-66)#
 HERRMANN, Ed, c ('76)*
 HIATT, Jack, c/inf ('64, '72)#
 HIBBS, Jim, dh ('67)#
 HICKS, Jim, of ('69-70)#
 HILL, Donnie, lhp ('90-91)
 HILL, Glenallen, of/dh ('01)#
 HILL, Ken, rhp ('97-00)
 HINCHLIFFE, Brett, rhp ('00)#
 HINTON, Chuck, inf/of ('68)#
 HOBSON, Butch, inf ('81)#
 HOCKENBERRY, Chuck, rhp ('75)
 HOFFMAN, Glenn, inf ('89)#
 HOLLAND, Al, lhp ('85)*
 HOLLINS, Dave, inf ('97-98)+
 HOLTZ, Mike, lhp ('96-01)
 HOLZEMER, Mark, lhp ('93, '95-96)
 HOWARD, Doug, inf/of ('72-74)#
 HOWELL, Jack, inf/dh ('85-91, '96-97)*
 HUDLER, Rex, inf/of ('94-96)#
 HUDSON, Charlie, lhp ('75)
 HUMPHREY, Terry, c ('76-79)#
 HUNT, Ken, of ('61-63)#
 HUSON, Jeff, inf ('99)*



Doug DeCinces

Angels All-Time Roster



-J-

JACKSON, Bo, of/dh ('94)
 JACKSON, Reggie, of/dh ('82-86)
 JACKSON, Ron, of ('75-78, '82-84)
 JAMES, Johnny, rhp ('61)
 JAMES, Mike, rhp ('95-99)
 JAVIER, Stan, of ('93)
 JEFFERIES, Gregg, inf/of ('98)
 JEFFERSON, Jesse, rhp ('81)
 JOHN, Tommy, lhp ('82-85)
 JOHNSON, Alex, of ('70-71)
JOHNSON, Gary, of ('03-)*
 JOHNSON, Keith, inf ('00)
 JOHNSON, Lou, of ('61-'69)
 JOHNSON, Mark, inf ('98)
 JOHNSTONE, Jay, of ('66-70)
 JONES, Bob, of ('76-77)
JONES, Greg, rhp ('03-)
 JONES, Ruppert, of ('85-87)
 JOYNER, Wally, inf ('86-91, '01)
 JUDEN, Jeff, rhp ('98)



Bobby Knoop

-K-

KARL, Scott, lhp ('00)
 KAUFMAN, Curt, rhp ('84)
 KEALEY, Steve, rhp ('68-70)
 KEEDY, Pat, inf/of ('85)
 KELLEHER, Mick, inf ('82)
 KELSO, Bill, rhp ('64-67)
KENNEDY, Adam, inf ('00-)*
 KINGMAN, Dave, of/dh ('77)
 KIPPER, Bob, lhp ('85)
 KIRKPATRICK, Ed, c/of ('62-68)
 KIRKWOOD, Don, rhp ('74-77)
 KISON, Bruce, rhp ('80-84)
 KLINE, Ron, rhp ('61)
 KLUSZEWSKI, Ted, inf ('61)
 KNAPP, Chris, inf ('78-80)
 KNOOP, Bobby, inf ('64-69)
 KOPPE, Joe, inf ('61-65)
 KOSCO, Andy, of ('72)
 KOSTRO, Frank, of ('63)
 KRAWCZYK, Ray, rhp ('88)
 KREUTER, Chad, c ('97, '98)
 KUBSKI, Gil, of ('80)
 KUHALULA, Fred, lhp ('77)
 KUSNYER, Art, c ('71-73)
-L-

LACEY, Bob, lhp ('83)
LACKEY, John, rhp ('02-)
 LaCORTE, Frank, rhp ('84)

LAHOUD, Joe, of/dh ('74-76)
 LANDREAU, Ken, of ('77-78)
 LANGE, Dick, rhp ('72-75)
 LANGSTON, Mark, lhp ('90-97)
 LANSFORD, Carney, inf ('78-80)
 LaROCHE, Dave, lhp ('70-71, '77-80)
 LASHER, Fred, rhp ('71)
 LATMAN, Barry, rhp ('64-65)
 LAZORKO, Jack, rhp ('87-88)
 LEE, Bob, rhp ('64-66)
 LEE, Don, rhp ('62-65)
 LEE, Mike, lhp ('63)
 LEEK, Gene, inf ('61-62)
 LEFFERTS, Craig, lhp ('94)
 LEFTWICH, Phil, rhp ('93-94, '96)
 LEITER, Mark, rhp ('94)
 LEJA, Frank, inf ('62)
 LEMANCZYK, Dave, rhp ('80)
 LEVINE, Al, rhp ('99-02)
 LEWIS, Scott, rhp ('90-94)
 LEYRITZ, Jim, c/dh ('97)
 LINARES, Rufino, dh ('85)
 LIND, Jose, inf ('95)
 LINTON, Doug, rhp ('93)
 LLENAS, Winston, inf/of ('68-69, '72-75)
 LOCKE, Bobby, rhp ('67-68)
 LOCKWOOD, Skip, rhp ('74)
 LOPEZ, Carlos, of/dh ('76)
 LOPEZ, Marcelino, lhp ('65-67)
 LOPEZ, Ramon, rhp ('66)
 LORRAINE, Andrew, lhp ('94-95)
 LOVELACE, Vance, lhp ('88-89)
 LOVULLO, Torey, inf ('93)
 LUBRATICH, Steve, inf ('81, '83)
 LUCAS, Gary, lhp ('86-87)
 LUGO, Urbano, rhp ('85-88)
 LUKASIEWICZ, Mark, lhp ('01-02)
 LUKE, Matt, inf ('99)
 LUULOJA, Keith, inf ('00)
 LYNN, Fred, of ('81-84)
 LYONS, Barry, inf ('91)
-M-



Fred Lynn

MACHEMER, Dave, inf ('78)
 MACK, Tony, rhp ('85)
 MAGNANTE, Mike, lhp ('99)
 MAGRAINE, Joe, lhp ('93-94)
 MAHLER, Mickey, lhp ('81-82)
 MALONEY, Jim, rhp ('71)

MALZONE, Frank, inf ('66)
 MARSHALL, Mike, rhp ('91)
 MARTIN, Paco, inf ('98)
 MARTINEZ, Carlos, inf/dh ('95)
 MARTINEZ, Fred, rhp ('80-81)
 MASHORE, Damon, of ('98)
 MAY, Carlos, of/dh ('77)
 MAY, Darrell, lhp ('96-97)
 MAY, Rudy, lhp ('65, '69-74)
 McBRIDE, Ken, rhp ('61-65)
 McCASKILL, Kirk, rhp ('85-91)
 McClURE, Bob, lhp ('89-91)
 McCRAW, Tom, inf/of ('73-74)
 McDOWELL, Jack, rhp ('98-99)
 McELROY, Chuck, lhp ('96-97)
 McFARLANE, Orlando, c ('67-68)
 McGLOTHLIN, Jim, rhp ('65-69)
 McLAUGHLIN, Byron, rhp ('83)
 McLEMORE, Mark, inf ('86-90)
 McMULLEN, Ken, inf ('70-72)
 MELTON, Bill, inf/dh ('76)
 MEOLI, Rudy, inf ('71, '73-75)
 MERCKER, Kent, lhp ('00)
 MESSERSMITH, Andy, rhp ('68-72)
 MEYER, Robert, lhp ('64)
 MIADICH, Bart, rhp ('01, '03)
 MILEY, Mike, inf ('75-76)
 MILLER, Darrell, c ('84-88)
 MILLER, Dyar, rhp ('77-79)
 MILLER, Rick, of ('78-80)
 MINCHER, Don, inf ('67-68)
 MINTON, Greg, rhp ('87-90)
 MINTZ, Steve, rhp ('99)
 MOELLER, Ron, lhp ('61-63)
MOLINA, Bengie, c ('98-)*
MOLINA, Jose, c ('01-)*
 MONGE, Sid, lhp ('75-77)
 MONTAGUE, John, rhp ('79-80)
 MONTANEZ, Guillermo, inf ('66)
 MONTEAGUDDO, Aurelio, rhp ('73)
 MONTELEONE, Rich, rhp ('88-89, '95, '96)
 MOORE, Balor, lhp ('77)
 MOORE, Donnie, rhp ('85-88)
 MORAN, Billy, inf ('61-64)
 MORENO, Angel, lhp ('81-82)
 MORENO, Jose, inf/dh ('82)
 MORGAN, Tom, rhp ('61-63)
 MORRIS, John, of ('92)
 MORTON, Bubba, of ('66-69)
 MOSE, Jerry, c ('71)
 MOTTOM, Curt, of ('72)
 MULLINIKS, Rance, inf ('77-79)
 MURPHY, Tom, rhp ('68-72)
 MURRAY, Eddie, inf/dh ('97)
 MYERS, Greg, c ('92-95)
-N-

NIELSEN, Jerry, lhp ('93)
 NIEVES, Jose, inf ('01-02)
 NOBOA, Junior ('88)
 NOLAN, Gary ('77)
 NORDBROOK, Tim ('76)
 NUXHALL, Joe ('62)
-O-



Gary Pettis

OBBERKFEEL, Ken ('92)
 O'BERRY, Mike ('83)
 O'BRIEN, Charlie ('98-99)
 O'BRIEN, Syd ('71-72)
 OCHOA, Alex, of ('02)
 OLIVARES, Omar ('98-99)
 OLIVER, Bob ('72-74)
 ORTEGA, Phil ('69)
ORTIZ, Ramon ('99-)*
 ORTON, John, c ('89-93)
 OSINSKI, Dan, rhp ('62-64)
 OTT, Ed, c ('81)
 OVERY, Mike, rhp ('76)
 OWEN, Spike, inf ('94-95)
 OWENS, Eric, of ('03)
 OYLER, Ray, inf ('70)
-P-

PACTWA, Joe ('75)
 PALMIEIRO, Orlando, of ('95-02)
 PARKER, Billy, inf ('71-73)
 PARKER, Dave, dh ('91)
 PARRISH, Lance, c ('89-92)
 PATEK, Fred, inf ('80-81)
 PATTERSON, Bob, rhp ('94-95)
 PATTERSON, Ken, lhp ('93, '94)
 PATTIN, Marty, rhp ('68)
 PEARSON, Albie, of ('61-66)
 PENA, Orlando, rhp ('74-75)
 PENNINGTON, Brad, lhp ('96)
PERCIVAL, Troy, rhp ('95-)
 PEREZ, Eduardo, inf ('93-95)
 PEREZ, Marty, inf ('69-70)
 PERISHO, Matt, lhp ('97)
 PERRANOSKI, Ron, lhp ('73)
 PERRY, Bob, of ('63-64)
 PETKOVSEK, Mark, rhp ('99-00)
 PETRY, Dan, rhp ('88-89)
 PETTIS, Gary, of ('82-87)
 PHILLIPS, Tony, of/dh ('95, '97)
 PICCIOLO, Rob, inf ('84)
 PICHE, Ron, rhp ('65)
 PIERSALL, Jimmy, of ('63-67)



Angels All-Time Roster

PINA, Horacio, rhp ('74)
 PINSÓN, Vada, of ('72-73)*
 POLIDOR, Gustavo, inf ('85-88)*
 POLONIA, Luis, of ('90-93)*
 POTE, Lou, rhp ('99-02)
 POWER, Vic, inf ('64-65)*
 PRIDDY, Bob, rhp ('69)
 FRITCHETT, Chris, inf ('96, '98-99)*

-Q-

QUEEN, Mel, rhp ('70-72)
QUINLAN, ROBB, inf/of ('03-)*
 QUINTANA, Luis, lhp ('74-75)

-R-

RAMIREZ, Julio, of ('02)
 RAMIREZ, Orlando, inf ('74-77, '79)*
 RAMOS, Domingo, inf/of ('88)*
 RANEW, Merritt, c ('65)*
 RAPP, Pat, rhp ('01)
 RAU, Doug, lhp ('81)
 RAY, Johnny, inf ('87-90)+
 RAZIANO, Barry, rhp ('74)
 REDFIELD, Joe, inf ('88)*
 REED, Howie, rhp ('66)
 REICHARDT, Rick, of ('64-70)*
 REMY, Jerry, inf ('75-77)*
 RENKO, Steve, rhp ('81-82)
 REPOZ, Roger, inf/of ('67-72)*
 RETTENMUND, Merv, of/dh ('78-80)*
 REUSS, Jerry, lhp ('87)
 REYNOLDS, Archie, rhp ('71)
 REYNOLDS, Harold, inf ('94)+
 REYNOLDS, Tom, of ('70-71)*
 RICE, Del, c ('61)*
 RICHARDSON, Jeff, rhp ('90)
 RIGGS, Adam, inf ('03)*
 RIVERS, Mickey, of ('70-75)*
 ROBERTSON, Rich, lhp ('98)
 ROBINSON, Don, rhp ('92)
 ROBINSON, Frank, of/dh ('73-74)*
 ROBINSON, Jeff, rhp ('91)
 RODGERS, Buck, c ('61-69)+
 RODRIGUEZ, Aurelio, inf ('67-70)*
 RODRIGUEZ, Ellie, c ('74-75)*
RODRIGUEZ, FRANCISCO, rhp ('02-)
 RODRIGUEZ, Rich, lhp ('03)
 ROJAS, Minnie, rhp ('66-68)
 ROMANICK, Ron, rhp ('84-86)
 ROOF, Phil, c ('65)*
 ROSE, Bobby, inf ('89-92)*
 ROSE, Don, rhp ('72)
 ROSS, Gary, rhp ('75-77)
 RUBIO, Jorge, rhp ('66-67)
 RUDI, Joe, of ('77-80)*
 RUHLE, Vern, rhp ('86)
 RUIZ, Chico, inf ('70-71)+
 RYAL, Mark, of ('86-87)*
 RYAN, Nolan, rhp ('72-79)

-S-

SADOWSKI, Bob, lhp ('63)
 SADOWSKI, Ed, c ('61-63)*
SALMON, Tim, of ('92-)*
 SAMPEN, Bill, rhp ('94)
 SANCHEZ, Luis, rhp ('81-85)
 SANDERS, Ken, rhp ('74)
 SANDERSON, Scott, rhp ('93, '95-96)
 SANDS, Charlie, c/dh ('73-74)*
 SANFORD, Jack, rhp ('65-67)
 SARIANO, Tom, inf ('61-69)*
 SCHAAL, Paul, inf ('64-68, '74)*
 SCHEINBLUM, Richie, of/dh ('73-74)+
 SCHMIDT, Jeff, rhp ('96)
 SCHOENEWEIS, Scott, lhp ('99-03)
 SCHOFIELD, Dick, inf ('83-92, '96)*
 SCHROEDER, Bill, c/inf ('89-90)*
 SCHU, Rick, inf ('90)*
 SCHULER, Dave, lhp ('79-80)
 SCHWARZ, Jeff, rhp ('94)
 SCOMIERS, Daryl, inf/dh ('81-85)*
 SCOTT, Darryl, rhp ('93)
 SCOTT, Mickey, lhp ('75-77)
SELE, Aaron, rhp ('02-)
 SELLS, Dave, rhp ('72-75)
 SELMA, Dick, rhp ('74)
 SEMPROCH, Roman, rhp ('61)
 SHANK, Harvey, rhp ('70)
 SHEETS, Andy, inf ('99)*
 SHERRY, Larry, rhp ('68)
SHIELDS, Scot, rhp ('01-)
 SHIPLEY, Craig, inf ('98)*
 SHOCKLEY, Costen, inf ('65)*
 SIEBERN, Norm, inf ('66)*
 SILVERO, Tomas, of ('70-72)*
 SILVESTRI, Dave, inf ('99)*
 SIMMONS, Curt, lhp ('67)
 SIMPSON, Dick, of ('62, '64-65)*
 SIMPSON, Wayne, rhp ('77)
 SINGER, Bill, rhp ('73-75)
 SKAGGS, Dave, c ('80)*
 SKOWRON, Bill, inf ('67)*
 SLATON, Jim, rhp ('84-86)
 SLAUGHT, Don, c ('96)*
 SMITH, B.G., of ('65)*
 SMITH, Billy, inf ('75-76)+
 SMITH, D.W., rhp ('84-85)
 SMITH, Dwight, of ('94)*
 SMITH, Lee, rhp ('95-96)
 SMITH, Willie, lhp ('64-66)
 SNOW, J.T., inf ('93-96)+
 SOJO, Luis, inf ('91-92)*
 SOLAITA, Tony, inf/dh ('76-78)*
 SPANGLER, Al, of ('65-66)*
 SPARKS, Steve, rhp ('98-99)
 SPENCER, Jim, inf ('68-73)*
 SPIEZIO, Scott, inf/dh ('00-03)+
 SPRING, Jack, lhp ('61-64)

SPRINGER, Dennis, rhp ('96-97)
 SPRINGER, Russ, rhp ('93-95)
 SPROUT, Bob, lhp ('61)
 STANTON, Leroy, of ('72-76)*
 STEIRER, Ricky, rhp ('82-84)
 STELMASZEK, Rick, c ('73)*
 STEPHENSON, John, c ('71-73)*
 STEVENS, Lee, inf ('90-92)*
 STILLWELL, Kurt, inf ('93)+
 STOCKER, Kevin, inf ('00)+
 STONEMAN, Bill, rhp ('74)
 STUART, Dick, inf ('69)*
 STUBING, Moose, dh ('67)*
 SUDAKIS, Bill, dh ('75)+
 SUKLA, Ed, rhp ('64-65)
 SUTTON, Don, rhp ('85-87)*
 SWAN, Craig, rhp ('84)
 SWINGLE, Paul, rhp ('93)

-T-

TANANA, Frank, lhp ('73-80)
 TANNER, Chuck, of ('61-62)*
 TATUM, Jarvis, of ('68-70)*
 TATUM, Ken, rhp ('69-70)
 TAYLOR, Bob, c ('67)*
 THOMAS, Derrel, inf/of ('84)+
 THOMAS, George, of ('61-63)*
 THOMAS, Lee, inf/of ('61-64)*
 THOMPSON, Jason, inf/dh ('80)*
 THON, Dickie, inf ('79-80)*
 THRONBERRY, Faye, of ('01)*
 TIANT, Luis, rhp ('82)
 TINGLEY, Ron, c ('89-93)*
 TORBORG, Jeff, c ('71-73)*
 TORRES, Felix, inf ('62-64)*
 TORRES, Rusty, of ('76-77)+
 TRAVERS, Bill, lhp ('81-83)*
 TREVINO, Bobby, of ('68)*
 TURLEY, Bob, rhp ('63)
TURNBOW, Derrick, rhp ('00, '03-)
 TURNER, Chris, c ('93-97)*
 TURNER, Ken, lhp ('67)

-U-

UNROE, Tim, inf/of ('99)*

-V-

VALDES, Ismael, rhp ('01)
 VALENTINE, Bobby, of ('73-75)*
 VALENTINE, Ellis, of ('83)+
 VALENZUELA, Fernando, lhp ('91)
 VALERA, Julio, rhp ('92-95)
 VAN BURKLEED, Ty, inf ('93)*
 VAN RYN, Ben, lhp ('96)
 VAUGHN, Mo, inf/dh ('99-01)*
 VELARDE, Randy, inf ('96-99)*
 VENABLE, Max, of ('89-91)*
 VERHOEVEN, John, rhp ('76-77)
 VINSON, Charlie, inf ('66)*
 VOSS, Bill, of ('69-70)*



Clyde Wright

-W-

WAGNER, Leon, of ('61-63)*
 WALBECK, Matt, c ('98-00)+
 WALEWANDER, Jim, inf ('93)+
 WALKER, Chico, of ('88)+
 WALKER, Tom, rhp ('77)
 WALL, Donne, rhp ('02)
 WALLACE, Don, inf ('67)*
 WALLACH, Tim, inf ('96)*
 WALTON, Jerome, of ('93)*
 WANTZ, Dick, rhp ('65)
 WARD, Bryan, lhp ('00)
 WARNER, Jack, of ('66)*
 WASHBURN, Greg, rhp ('69)
WASHBURN, Jarrod, lhp ('98-)
 WASHINGTON, Claudell, of ('89-90)*
 WATSON, Allen, lhp ('97-98)
 WEAVER, Eric, rhp ('00)
 WEAVER, Jim, lhp ('67-68)
WEBER, Ben, rhp ('00-)
 WERHAS, John, inf ('67)*
WESSON, Barry, of ('03-)
 WHEELLOCK, Gary, rhp ('76)
 WHITE, Devon, of ('85-90)+
 WHITMER, Dan, c ('80)*
 WILFONG, Rob, inf ('82-86)*
 WILHELM, Hoyt, rhp ('69)
 WILLHITE, Nick, lhp ('67)
 WILLIAMS, Mitch, lhp ('95)
 WILLIAMS, Reggie, of ('92, '98-99)*
 WILLIAMS, Shad, rhp ('96-97)
 WILSHUSEN, Terry, rhp ('73)
 WILSON, Tack, of ('87)*
 WILSON, Trevor, lhp ('98)
 WINDHORN, Gordon, of ('62)*
 WINFIELD, Dave, of/dh ('90-91)*
 WISE, Matt, rhp ('00-03)
 WITT, George, rhp ('62)
 WITT, Mike, rhp ('81-90)
 WOLF, Wally, rhp ('69-70)
 WOOTEN, Shawn, c/inf ('00-03)*
 WRIGHT, Clyde, lhp ('67-73)*
 WYNEGAR, Butch, c ('82-88)+
 WYNN, Billy, rhp ('71)

-Y-

YOST, Eddie, inf ('61-62)
 YOUNG, Cliff, lhp ('90-91)

-Z-

ZAHN, Geoff, lhp ('81-85)

Angels Opening Day Lineups



1961	1962	1963	1964	1965	1966	1967	1968
Yost, 3b Aspromonte, 2b Pearson, rf Kluszewski, 1b Curt, lf Hunt, cf Brickell, ss Rice, c Grba, p W, 7-2 @ Balt.	Pearson, rf Koppe, ss L. Thomas, cf Wagner, lf Torres, 3b Yost, 1b Rodgers, c Moran, 2b Grba, p L, 2-1 @ Chi.	Pearson, cf Moran, 2b L. Thomas, 1b Wagner, lf Rodgers, c G. Thomas, rf Torres, 3b Fregosi, ss McBride, p W, 4-1 vs. Bos. @ L.A.	Pearson, lf Moran, 3b Fregosi, ss Adcock, 1b L. Thomas, rf Rodgers, c Simpson, cf Moran, 2b McBride, p W, 4-0 @ Was.	Cardenal, cf Fregosi, ss Smith, lf Shockley, 1b Clinton, rf Rodgers, c Schaal, 3b Knoop, 2b Newman, p L, 7-1 vs. Cle. @ L.A.	Cardenal, cf Knoop, 2b Fregosi, ss Adcock, 1b Reichardt, lf Warner, rf Schaal, 3b Rodgers, c Chance, p L, 3-2 @ Chi.	Schaal, 3b Fregosi, ss Hall, rf Reichardt, lf Mincher, 1b Hinton, rf Reichardt, lf Cardenal, cf Rodgers, c Knoop, 2b Brunet, p W, 4-2 vs. Det. @ Anaheim	Schaal, 3b Fregosi, ss Mincher, 1b Hinton, rf Reichardt, lf Repoz, cf Rodgers, c Knoop, 2b Brunet, p L, 1-0 @ N.Y.
1969	1970	1971	1972	1973	1974	1974	1975
Voss, rf Fregosi, ss Johnstone, cf Reichardt, lf Stuart, 1b Rodriguez, 3b Satriano, c Knoop, 2b McGlothlin, p L, 4-3 vs. Sea. @ Anaheim	Alomar, 2b Fregosi, ss Voss, rf A. Johnson, lf Spencer, 1b Repoz, cf Aczue, c Rodriguez, 3b Messersmith, p W, 12-0 @ Mil.	Alomar, 2b Fregosi, ss A. Johnson, lf Conigliaro, rf Spencer, 1b McMullen, 3b Moses, c Berry, cf Wright, p L, 4-1 vs. K.C. @ Anaheim	Alomar, 2b Rivers, cf Cardenas, ss Spencer, 1b McMullen, 3b Pinson, lf Stanton, rf Torborg, c Messersmith, p W, 1-0 vs. Tex. @ Anaheim	Grabarkewitz, 3b Valentine, ss Pinson, rf Robinson, lf McCraw, dh Spencer, 1b Berry, cf Stephenson, c Alomar, 2b Ryan, p W, 3-2 vs. K.C. @ Anaheim	Rivers, cf Doyle, 2b Valentine, lf Robinson, dh Epstein, 1b Oliver, 3b Stanton, rf Rodriguez, c Chalk, ss Ryan, p W, 8-2 @ Chi.	Rivers, cf Doyle, 2b Valentine, lf Robinson, dh Epstein, 1b Oliver, 3b Stanton, rf Rodriguez, c Chalk, ss Ryan, p W, 8-2 @ Chi.	Nettles, cf Rivers, lf Harper, dh Bochte, 1b Lahoud, rf Chalk, 3b Rodriguez, c Remy, 2b Ramirez, ss Ryan, p W, 3-2 vs. K.C. @ Anaheim
1976	1977	1978	1979	1980	1981	1982	1983
Collins, lf Remy, 2b Bochte, 1b Melton, dh Herrmann, c Stanton, rf Chalk, 3b Torres, cf Ramirez, ss Tanana, p L, 5-2 vs. Oak. @ Anaheim	Remy, 2b Grich, ss Bonds, rf Baylor, dh Rudi, lf Solaita, 1b Bochte, cf Chalk, 3b Humphrey, c Tanana, p W, 7-0 @ Sea. @ Anaheim	Miller, rf Grich, 2b Bostock, cf Rudi, lf Fairly, 1b Chalk, 3b Mullinix, ss Humphrey, c Tanana, p W, 1-0 vs. Oak. @ Anaheim	Miller, cf Ford, rf Carew, 1b Baylor, dh Rudi, lf Lanston, 3b Downing, c Grich, 2b Mullinix, ss Tanana, p L, 5-4 @ Sea. @ Anaheim	Collins, cf Lanston, 3b Ford, rf Baylor, dh Carew, 1b Downing, c Rudi, lf Grich, 2b Patek, ss Frost, p W, 10-2 vs. Cle. @ Anaheim	Carew, 1b Burleson, ss Lynn, cf Carew, 1b Jackson, rf Baylor, dh Downing, c Brunansky, lf Foli, 2b Boone, c Zahn, p W, 6-2 @ Sea.	Burleson, ss Lynn, cf Carew, 1b Jackson, rf Baylor, dh DeCinces, 3b Downing, lf Foli, 2b Boone, c Forsch, p L, 3-2 @ Oak.	Downing, lf Clark, rf Sconiers, 1b Lynn, dh Lynch, cf DeCinces, 3b Grich, 2b Foli, ss Boone, c Kison, p W, 3-2 vs. Mil. @ Anaheim
1984	1985	1986	1987	1988	1989	1990	1991
Downing, dh Carew, 1b Beniquez, lf DeCinces, 3b Lynn, rf Grich, 2b Schofield, ss Boone, c Pettis, cf Forsch, p W, 2-1 vs. Bos. @ Anaheim	Carew, 1b Beniquez, lf Grich, 2b DeCinces, 3b Downing, dh Jackson, rf Schofield, ss Boone, c Pettis, cf Witt, p L, 6-2 vs. Min. @ Anaheim	Grich, 2b Jones, rf Joynes, 1b Hendrick, rf White, lf Wynegar, cf Schofield, ss Pettis, cf McLemore, 2b Witt, p L, 10-4 @ Sea. @ Anaheim	Downing, dh Joynes, 1b DeCinces, 3b Hendrick, rf White, lf Wynegar, cf Schofield, ss Pettis, cf McLemore, 2b Witt, p W, 7-1 vs. Sea. @ Anaheim	McLemore, 2b Ray, lf Davis, rf Joynes, 1b Downing, dh White, cf Howell, 3b Boone, c Schofield, ss Witt, p L, 8-5 @ Chi.	Downing, dh Ray, 2b White, cf Joynes, 1b Armas, rf Bichette, lf Parrish, c Howell, 3b Schofield, ss Witt, p L, 9-2 vs. Chi. @ Anaheim	White, cf Ray, 2b Joynes, 1b Davis, dh Bichette, lf Washington, rf Parrish, c Schu, 3b McLemore, ss Blyleven, p L, 7-4 vs. Sea. @ Anaheim	Polonia, lf Sojo, 2b Joynes, 1b Winfield, rf Parker, dh Parrish, c Gaetti, 3b Felix, cf Schofield, ss Finley, p W, 3-2 @ Sea.
1992	1993	1994	1995	1996	1997	1998	1999
Polonia, lf Felix, cf Hayes, rf Brooks, dh Stevens, 1b Gaetti, 3b Parrish, c Rose, 2b DiSarcina, ss Langston, p L, 10-4 vs. Chi. @ Anaheim	Polonia, lf Curtis, cf Snow, 1b Davis, dh Salmon, rf Gonzales, 3b Easley, 2b DiSarcina, ss Orton, c Langston, p W, 3-1 vs. Mil. @ Anaheim	Curtis, cf Easley, 3b Salmon, rf Davis, dh Salmon, rf Perez, 1b Myers, c Reynolds, 2b DiSarcina, ss Langston, p W, 8-2 @ Min.	Phillips, lf Easley, 2b Edmonds, cf Davis, dh Salmon, rf Perez, 3b Snow, 1b Allanson, c DiSarcina, ss Finley, p L, 6-4 vs. Det. @ Anaheim	Velarde, 2b Edmonds, cf Salmon, rf Davis, dh Snow, 1b Anderson, lf Arias, 3b Fabregas, c DiSarcina, ss Finley, p L, 15-9 vs. Mil. @ Anaheim	Erstad, 1b Alicia, 2b Edmonds, cf Salmon, rf Hollins, 3b Anderson, lf Murray, dh Leyritz, c DiSarcina, ss Langston, p L, 6-5 vs. Bos. @ Anaheim	Erstad, 1b Edmonds, cf Hollins, 3b Salmon, rf Felder, dh Anderson, lf Martin, 2b Walbeck, c DiSarcina, ss Finley, p W, 4-1 vs. N.Y. @ Anaheim	Erstad, lf Velarde, 2b Vaughn, 1b Salmon, rf Anderson, cf Glaus, 3b Spiezio, dh Molina, c DiSarcina, ss Belcher, p W, 6-5 vs. Cle. @ Anaheim
2000	2001	2002	2003				
Erstad, lf Kennedy, 2b Vaughn, 1b Salmon, rf Anderson, cf Glaus, 3b Spiezio, dh Molina, c DiSarcina, ss Hill, p L, 3-2 vs. N.Y. @ Anaheim	Erstad, cf Gil, ss Salmon, rf Anderson, lf Hill, dh B. Molina, c Spiezio, 1b Eckstein, 2b Schoeneweis, p L, 3-2 @ Tex.	Eckstein, ss Erstad, cf Salmon, rf Anderson, lf Glaus, 3b Fullmer, dh B. Molina, c Gil, 1b Kennedy, 2b Washburn, p L, 6-0 vs. Cle. @ Anaheim	Eckstein, ss Erstad, cf Salmon, rf Anderson, lf Fullmer, dh Glaus, 3b Spiezio, 1b Kennedy, 2b Lackey, p L, 6-3 vs. Tex. @ Anaheim				

A Year-By-Year Statistical Review

(★ denotes league leader)

1961 Angels Batting

PLAYER	AVG	G	AB	R	H	TB	2B	3B	HR	RBI	SH	SF	HP	BB	IBB	SO	SB	CS
Ardell	.250	7	4	1	1	1	0	0	0	0	1	0	0	1	0	2	0	0
Aspromonte	.223	66	238	29	53	69	10	0	2	14	3	0	2	33	1	21	0	0
Averill	.266	115	323	56	86	158	9	0	21	59	1	4	2	62	1	70	1	0
Becquer	.000	11	8	0	0	0	0	0	0	0	0	0	0	1	0	5	0	0
Bowlsfield	.279	114	294	49	82	160	16	1	20	59	0	2	0	58	2	81	1	1
Bricckell	.137	46	51	5	7	10	1	1	0	2	2	0	0	2	0	19	0	0
Bridges	.122	21	49	3	6	6	0	0	0	3	0	0	0	6	0	9	0	0
Burke	.240	84	229	20	55	68	5	1	2	15	4	0	1	26	0	37	1	0
Casale	.000	6	5	0	0	0	0	0	0	0	0	0	0	0	0	1	0	0
Casale	.462	13	13	2	6	11	2	0	1	2	0	0	0	1	0	4	0	0
Cerv	.158	18	57	3	9	18	3	0	2	6	1	1	0	1	0	8	0	0
Chance	.000	5	5	0	0	0	0	0	0	0	0	0	0	0	0	2	0	0
Cleavenger	.000	12	3	0	0	0	0	0	0	0	0	0	0	0	0	1	0	0
Donohue	.148	38	27	0	4	5	1	0	0	1	0	0	0	0	0	7	0	0
Duren	.040	40	25	2	1	1	0	0	0	3	1	0	0	3	0	15	0	0
Fowler	.077	53	13	1	1	1	0	0	0	0	3	0	0	0	0	3	0	0
Fregosi	.222	11	27	7	6	6	0	0	0	3	1	0	0	1	0	4	0	0
Garver	.000	12	6	0	0	0	0	0	0	0	1	0	0	0	0	3	0	0
Grba	.234	42	64	8	15	24	3	0	2	11	8	1	1	6	0	17	0	0
Hamlin	.209	42	91	4	19	25	3	0	1	5	1	1	1	11	2	9	0	1
Heman	.000	6	1	0	0	0	0	0	0	0	0	0	0	0	0	1	0	0
Hunt	.255	149	479	70	122	232	29	3	25	84	3	6	4	49	1	120	8	2
James	.000	43	13	3	0	0	0	0	0	0	0	0	1	0	0	5	0	0
Johnson, J.	.000	1	0	0	0	0	0	0	0	0	0	0	0	0	0	0	0	0
Kline	.097	26	31	0	3	3	0	0	0	0	3	0	0	1	0	17	0	0
Kluszewski	.243	107	263	32	64	121	12	0	15	39	0	3	0	24	5	23	0	0
Koppe	.251	91	338	46	85	116	12	2	5	40	6	2	1	45	0	77	3	3
Leek	.226	57	199	16	45	71	9	1	5	20	3	0	2	7	0	54	0	1
McBride	.084	45	83	5	7	10	3	0	0	2	6	0	0	3	0	35	0	0
Moeller	.207	35	29	2	6	7	1	0	0	2	1	0	0	8	0	14	0	0
Moran	.260	54	173	17	45	60	7	1	2	22	6	1	1	17	1	16	0	0
Morgan	.083	59	12	1	1	1	0	0	0	0	0	0	0	1	0	4	0	0
Pearson	.288	144	427	92	123	171	21	3	7	41	7	2	3	96	1	40	11	3
Pace	.241	44	83	11	20	36	4	0	4	11	3	1	0	20	5	19	0	1
Rodgers	.321	16	56	8	18	26	2	0	2	13	0	0	0	1	0	6	0	0
Sadowski	.232	69	164	16	38	63	13	0	4	12	2	1	0	11	1	33	2	3
Satriano	.198	35	96	15	19	29	5	1	1	8	1	0	1	12	0	16	2	0
Semproch	.000	2	0	0	0	0	0	0	0	0	0	0	0	0	0	0	0	0
Spring	.000	18	8	0	0	0	0	0	0	0	3	0	0	1	0	5	0	0
Sprout	.000	1	0	0	0	0	0	0	0	0	1	0	0	0	0	0	0	0
Tanner	.125	7	8	0	1	1	0	0	0	0	0	0	0	2	0	2	0	0
Thomas, G.	.280	79	282	39	79	132	12	1	13	59	3	2	3	21	1	66	3	6
Thomas, L.	.284	130	450	77	128	221	11	5	24	70	2	3	2	47	2	74	0	5
Throneberry	.194	24	31	1	6	7	1	0	0	1	0	0	0	5	0	10	0	0
Wagner	.280	133	453	74	127	234	19	2	28	79	0	7	3	48	2	65	5	1
Yost	.202	76	213	29	43	56	4	0	3	15	2	0	2	50	0	48	0	1
TOTALS	.245	161	5424	744	1331	2160	218	22	189	700	80	37	30	681	25	1068	37	28

1961 Angels Pitching

PITCHER	W-L	ERA	G	GS	CG	SHO	SV	IP	H	R	ER	HR	HB	BB	IB	SO	WP	BK
Bowlsfield	11-8	3.73	41	21	4	1	0	157	154	75	65	18	1	63	3	88	3	0
Casale	1-5	6.54	13	7	0	0	0	42.2	52	34	31	9	1	25	0	35	6	0
Chance	0-2	7.00	5	4	0	0	0	18	33	15	14	0	1	5	1	11	1	0
Cleavenger	2-1	1.69	12	0	0	0	1	16	13	5	3	1	0	13	1	11	1	0
Donohue	4-6	4.31	38	7	0	0	1	100.1	93	48	48	16	0	50	5	79	2	0
Duren	6-12	5.18	40	14	1	1	2	99	87	70	57	13	3	75	1	108	7	0
Fowler	5-8	3.64	53	3	0	0	11	89	68	42	36	12	0	29	3	78	1	0
Garver	0-3	5.59	12	2	0	0	0	29	40	18	18	2	0	16	0	9	1	0
Grba	11-13	4.25	40	30	8	0	2	212	197	119	100	26	7	114	10★	105	6	1
Heman	0-0	1.80	6	0	0	0	0	10	4	3	2	1	1	2	0	2	0	0
James	0-2	5.30	36	3	0	0	0	71.1	66	44	42	12	2	54	1	41	5	0
Kline	3-6	4.90	26	12	0	0	0	104.2	119	62	57	16	1	44	5	70	2	1
McBride	12-15	3.64	38	36	11	1	1	242	229	114	98	28	7	102	4	180	8	0
Moeller	4-8	5.81	33	18	1	1	0	113	122	80	73	15	2	83	0	87	8	0
Morgan	8-2	2.35	59	0	0	0	10	92	74	31	24	7	5	17	3	39	0	0
Semproch	0-0	9.00	2	0	0	0	0	1	1	2	1	0	0	3	0	1	1	0
Spring	3-0	4.26	18	4	0	0	0	38	35	19	18	4	3	15	2	27	1	0
Sprout	0-0	4.50	1	1	0	0	0	4	4	3	2	0	0	3	0	2	0	0
TOTALS	70-91	4.31	161	161	25	4	28	1439	1391	784	689	180	34	713	39	973	53	2

WIN STREAK: 7, July 2-7

LOSING STREAK: 9, June 11-16

Year-By-Year Statistical Review



1962 Angels Batting

PLAYER	AVG	G	AB	R	H	TB	2B	3B	HR	RBI	SH	SF	HP	BB	IBB	SO	SB	CS
Averill	.219	92	187	21	41	62	9	0	4	22	0	1	1	43	3	47	0	0
Belinsky	.167	34	60	1	10	10	0	0	0	2	2	0	0	7	0	24	0	0
Bilko	.287	64	164	26	47	82	9	1	8	38	0	7	2	25	0	35	1	1
Botz	.000	35	9	1	0	0	0	0	0	0	1	0	0	0	0	3	0	0
Bowsfield	.162	44	37	7	6	7	1	0	0	1	4	0	0	6	0	15	0	0
Burgess	.196	87	143	17	28	43	7	1	2	13	2	2	0	36	8	20	2	0
Burke	.266	19	64	8	17	30	1	0	4	14	0	0	1	5	1	11	0	0
Chance	.062	50	65	1	4	4	0	0	0	1	7	0	0	3	0	29	0	0
Consolo	.100	28	20	4	2	2	0	0	0	0	0	0	0	3	0	11	2	0
Coughtry	.182	11	22	0	4	4	0	0	0	2	0	0	0	0	0	6	0	0
Darwin	.000	1	1	0	0	0	0	0	0	0	0	0	0	0	0	1	0	0
Donohue	.250	12	4	1	1	1	0	0	0	1	1	0	0	1	0	2	0	0
Duren	.067	42	15	1	1	2	1	0	0	0	1	0	0	0	0	9	0	0
Fowler	.273	48	11	1	3	3	0	0	0	4	0	0	0	1	0	2	0	0
Fregosi	.291	58	175	15	51	71	3	4	3	23	2	1	0	18	1	27	2	1
Grba	.207	42	58	5	12	16	1	0	1	7	3	0	0	4	0	14	0	0
Hunt	.182	13	11	4	2	5	0	0	1	1	0	0	0	1	0	5	1	0
Kirkpatrick	.000	3	6	0	0	0	0	0	0	0	0	0	0	0	0	2	0	0
Koppe	.227	128	375	47	85	113	16	0	4	40	9	5	2	73	3	84	2	1
Lee, D.	.184	27	49	0	9	10	1	0	0	1	2	0	0	0	0	18	0	0
Leek	.143	7	14	0	2	2	0	0	0	0	0	0	0	0	0	6	0	0
Leja	.000	7	16	0	0	0	0	0	0	1	0	0	0	1	0	6	0	0
McBride	.164	24	55	6	9	14	2	0	1	2	0	0	0	0	0	23	0	0
Moran	.282	160	659	90	186	268	25	3	17	74	14	5	4	39	2	80	5	1
Morgan	.000	48	6	0	0	0	0	0	0	0	2	0	0	0	0	3	0	0
Navarro	.500	9	2	0	1	1	0	0	0	0	0	0	0	0	0	0	0	0
Newman	.000	4	1	0	0	0	0	0	0	0	0	0	0	0	0	0	0	0
Nuxhall	.000	5	0	0	0	0	0	0	0	0	0	0	0	0	0	0	0	0
Osinski	.000	33	11	1	0	0	0	0	0	1	0	1	1	0	3	0	0	0
Pearson	.261	160	614	115★	160	216	29	6	5	42	7	1	1	95	3	36	15	6
Rodgers	.258	155	565	65	146	210	34	6	6	61	6	8	0	45	6	68	1	8
Sadowski	.200	27	55	4	11	18	4	0	1	3	0	0	0	2	0	14	1	0
Satriano	.421	10	19	4	8	16	2	0	2	6	0	0	0	0	0	1	0	0
Simpson	.250	6	8	1	2	3	1	0	0	1	0	0	0	2	0	3	0	0
Spring	.091	57	11	0	1	1	0	0	0	0	1	0	0	0	0	7	0	0
Tanner	.125	7	8	0	1	1	0	0	0	0	0	0	0	0	0	0	0	0
Thomas, G.	.238	56	181	13	43	69	10	2	4	12	0	1	21	0	37	0	0	0
Thomas, L.	.290	160	583	88	169	272	21	2	26	104	4	4	6	55	3	74	6	1
Torres	.259	127	451	44	117	177	19	4	11	74	4	4	4	28	5	73	0	0
Wagner	.268	160	612	96	164	306	21	5	37	107	7	4	5	50	4	87	7	5
Windhorn	.178	40	45	9	8	14	6	0	0	1	1	0	0	7	1	10	1	1
Witt	.333	5	3	0	1	1	0	0	0	0	0	0	0	0	0	0	0	0
Yost	.240	52	104	22	25	36	9	1	0	10	0	1	1	30	0	21	0	2
TOTALS	.250	162	5499	718	1377	2090	232	35	137	667	82	43	29	602	40	917	46	27

1962 Angels Pitching

PITCHER	W-L	ERA	G	GS	CG	SHO	SV	IP	H	R	ER	HR	HB	BB	IB	SO	WP	BK
Belinsky	10-11	3.56	33	31	5	3	1	187.1	149	86	74	12	13	122★	3	145	9	0
Botz	2-1	3.43	35	0	0	0	2	63	71	30	24	7	2	11	0	24	0	1
Bowsfield	9-8	4.40	34	25	1	0	1	139	154	82	68	12	2	40	0	52	3	0
Chance	14-10	2.96	50	24	6	2	8	207	195	83	68	14	5	66	5	127	2	0
Darwin	0-1	12.00	1	1	0	0	0	3.1	8	6	4	0	0	4	0	6	0	0
Donohue	1-0	3.70	12	1	0	0	0	24.1	24	14	10	4	2	11	0	14	1	0
Duren	2-9	4.44	42	3	0	0	8	71	53	38	35	1	6	57	2	74	4	1
Fowler	4-3	2.81	48	0	0	0	5	77	67	25	24	6	1	25	3	38	1	0
Grba	8-9	4.55	40	29	1	0	1	176	185	101	89	19	2	75	5	90	4	1
Lee	8-8	3.11	27	22	4	2	1	153.1	153	64	53	12	3	39	1	74	2	0
McBride	11-5	3.50	24	23	6	4	0	149.1	136	66	58	9	9	70	3	83	5	0
Morgan	5-2	2.90	48	0	0	0	9	59.1	53	23	19	6	1	19	6	29	2	0
Navarro	1-1	4.80	9	0	0	0	0	15	20	9	8	2	0	4	2	11	3	0
Newman	0-1	10.50	4	1	0	0	0	6.1	11	7	7	0	0	3	1	4	0	0
Nuxhall	0-0	10.80	5	0	0	0	0	5.1	7	6	6	0	1	5	0	2	0	0
Osinski	6-4	2.82	33	0	0	0	4	54.1	45	22	17	3	0	30	3	44	1	0
Spring	4-2	4.02	57	0	0	0	6	65	66	32	29	7	2	30	10	31	2	0
Witt	1-1	8.10	5	2	0	0	0	10	15	12	9	4	0	5	0	10	0	0
TOTALS	86-76	3.70	162	162	23	15	46	1466	1412	706	602	118	49	616	44	858	39	3

WIN STREAK: 5, June 8-12 & July 17-21

LOSING STREAK: 6, Sept. 12-18



Year-By-Year Statistical Review

1963 Angels Batting

PLAYER	AVG	G	AB	R	H	TB	2B	3B	HR	RBI	SH	SF	HP	BB	IBB	SO	SB	CS
Belinsky	.074	13	27	0	2	2	0	0	0	1	0	0	0	1	0	11	0	0
Chance	.150	45	80	5	12	13	1	0	0	3	7	0	0	2	0	38	0	0
Dees	.307	60	202	23	62	84	11	1	3	27	3	3	8	11	1	31	3	3
Duliba	.000	6	1	0	0	0	0	0	0	0	0	0	0	0	0	0	0	0
Foiles	.214	41	84	8	18	33	1	1	4	10	1	0	1	8	1	13	0	0
Fowler	.222	57	9	3	2	2	0	0	0	0	2	0	0	1	0	5	0	0
Foytack	.267	26	15	0	4	4	0	0	0	0	2	0	0	1	0	4	0	0
Fregosi	.287	154	592	83	170	250	29	12	9	50	9	5	0	36	3	104	2	2
Gatewood	.000	4	8	0	0	0	0	0	0	0	0	0	0	0	0	5	0	0
Grba	.000	13	3	0	0	0	0	0	0	0	0	0	0	1	0	1	0	0
Hunt	.183	59	142	17	26	49	6	1	5	16	2	0	0	15	2	49	0	1
Kirkpatrick	.195	34	77	4	15	26	5	0	2	7	0	1	1	6	0	19	1	0
Koppe	.210	76	143	11	30	39	4	1	1	12	1	2	1	9	1	30	0	0
Kostro	.222	43	99	6	22	32	2	1	2	10	0	1	0	6	0	17	0	0
Lee, D.	.156	40	45	2	7	8	1	0	0	1	7	0	0	0	0	17	0	0
Lee, M.	.000	6	7	0	0	0	0	0	0	0	0	0	0	0	0	2	0	0
McBride	.172	38	87	9	15	23	6	1	0	6	5	3	0	1	0	32	0	0
Moeller	.000	3	0	0	0	0	0	0	0	0	0	0	0	0	0	0	0	0
Moran	.275	153	597	67	164	224	29	5	7	65	10	7	3	31	2	57	1	1
Morgan	.000	13	1	0	0	0	0	0	0	0	0	0	0	0	0	1	0	0
Navarro	.200	57	15	1	3	3	0	0	0	0	1	0	0	2	0	5	0	0
Nelson	.091	39	11	0	1	1	0	0	0	0	0	0	0	0	0	3	0	0
Newman	.250	12	16	1	4	4	0	0	0	0	0	0	0	0	0	7	0	0
Osinski	.111	47	45	3	5	5	0	0	0	2	2	1	1	0	0	11	0	0
Pearson	.304	154	578	92	176	230	26	5	6	47	10	1	3	92	5	37	17	10
Perry	.253	61	166	16	42	60	9	0	3	14	1	2	3	9	2	31	1	1
Piersall	.308	20	52	4	16	17	1	0	0	4	3	0	0	5	0	5	0	1
Rodgers	.233	100	300	24	70	88	6	0	4	23	7	2	2	29	2	35	2	2
Sadowski, E.	.172	80	174	24	30	45	1	1	4	15	2	1	0	17	5	33	2	1
Sadowski, R.	.250	88	144	12	36	45	6	0	1	22	1	2	0	15	2	34	2	1
Satriano	.180	23	50	1	9	10	1	0	0	2	0	0	0	9	2	10	0	0
Spring	.333	45	3	0	1	1	0	0	0	0	0	0	0	0	0	2	0	0
Thomas, G.	.210	53	167	14	35	56	7	1	4	15	1	0	1	9	1	32	0	0
Thomas, L.	.220	149	528	52	116	167	12	6	9	55	2	2	9	53	6	82	6	0
Torres	.261	138	463	40	121	167	32	1	4	51	5	6	3	30	0	73	1	0
Turley	.160	19	25	2	4	8	1	0	1	3	0	0	0	0	0	7	0	0
Wagner	.291	149	550	73	160	251	11	1	26	90	0	7	7	49	8	73	5	7
TOTALS	.250	161	5506	597	1378	1947	208	38	95	551	84	46	431	448	43	916	43	30

1963 Angels Pitching

PITCHER	W-L	ERA	G	GS	CG	SHO	SV	IP	H	R	ER	HR	HB	BB	IB	SO	WP	BK
Belinsky	2-9	5.73	13	13	2	0	0	77	78	54	49	12	4	35	2	60	2	0
Chance	13-18	3.19	45	35	6	2	3	248	229	109	88	10	10	90	7	168	7	1
Duliba	1-1	1.13	6	0	0	0	1	7.2	3	1	1	0	0	6	0	4	0	0
Fowler	5-3	2.43	57	0	0	0	7	89	70	26	24	5	0	19	8	53	1	0
Foytack	5-5	3.71	25	8	0	0	1	70.1	68	35	29	9	0	29	6	37	1	1
Gatewood	1-1	1.50	4	3	1	0	0	24	12	5	4	0	0	16	0	13	2	0
Grba	1-2	4.76	12	1	0	0	0	17.1	14	9	9	2	1	10	1	5	1	0
Lee, D.	8-11	3.68	40	22	3	2	1	154	148	74	63	12	9	51	4	89	5	0
Lee, M.	1-1	3.81	6	4	0	0	0	26	30	11	11	3	1	14	0	11	3	0
McBride	13-12	3.26	36	36	11	2	0	251	198	101	91	22	14	82	1	147	6	0
Moeller	0-0	6.75	3	0	0	0	0	2.2	5	2	2	1	0	1	0	2	1	1
Morgan	0-0	5.63	13	0	0	0	1	16.1	20	11	10	1	3	6	1	7	1	0
Navarro	4-5	2.90	57	0	0	0	5	90.1	75	36	29	7	2	32	6	53	4	0
Nelson	2-3	5.26	36	3	0	0	0	52.2	55	34	31	7	2	32	5	41	4	0
Newman	1-5	5.32	12	8	0	0	0	44	56	27	26	6	2	15	2	16	2	1
Osinski	8-8	3.28	47	16	4	1	0	159.1	145	66	58	15	2	80	6	100	6	0
Spring	3-0	3.08	45	0	0	0	1	38	40	18	13	3	0	9	0	13	0	1
Turley	2-7	3.30	19	12	3	2	0	87.1	71	41	32	5	2	51	6	70	2	0
TOTALS	70-91	3.52	161	161	30	13	21	1455	1317	660	570	120	52	578	55	889	48	5

WIN STREAK: 5, June 15-19 & July 27-30

LOSING STREAK: 10, June 30-July 12

Year-By-Year Statistical Review



1964 Angels Batting

PLAYER	AVG	G	AB	R	H	TB	2B	3B	HR	RBI	SH	SF	HP	BB	IBB	SO	SB	CS
Adcock	.268	118	366	39	98	174	13	0	21	64	0	1	0	48	4	61	0	2
Belinsky	.095	23	42	2	4	5	1	0	0	1	5	0	0	2	0	11	0	0
Brunet	.182	10	11	0	2	2	0	0	0	1	1	0	1	0	0	5	0	0
Chance	.079	46	89	3	7	7	0	0	0	0	8	0	0	3	0	53	0	0
Clinton	.248	91	306	30	76	121	18	0	9	38	3	3	1	31	0	40	3	0
Dees	.077	26	26	3	2	3	1	0	0	1	0	0	1	1	0	4	1	2
Duliba	.000	58	5	1	0	0	0	0	0	0	1	0	0	0	0	2	0	0
Foiles	.250	4	4	0	1	1	0	0	0	0	0	0	0	0	0	2	0	0
Fowler	.000	4	1	0	0	0	0	0	0	0	0	0	0	0	0	1	0	0
Foytack	.000	2	0	0	0	0	0	0	0	0	0	0	0	0	0	0	0	0
Fregosi	.277	147	505	86	140	234	22	9	18	72	6	4	4	72	2	87	8	3
Gatewood	.100	23	20	3	2	2	0	0	0	1	0	0	0	0	0	13	0	0
Green	.250	39	92	13	23	31	2	0	2	4	0	1	1	10	0	8	2	0
Hiatt	.375	9	16	2	6	6	0	0	0	2	0	0	0	2	0	3	0	0
Kelso	.000	10	6	1	0	0	0	0	0	0	0	0	0	1	0	5	0	0
Kirkpatrick	.242	75	219	20	53	78	13	3	2	22	0	4	2	23	6	30	2	2
Knoop	.216	162★	486	42	105	136	8	1	7	38	7	3	5	46	6	109	3	2
Koppe	.257	54	113	10	29	35	4	1	0	6	2	0	0	14	1	16	0	0
Latman	.125	40	40	2	5	7	2	0	0	4	2	0	0	0	0	9	0	0
Lee, D.	.261	33	23	2	6	8	2	0	0	2	0	0	0	1	0	5	0	0
Lee, R.	.000	64	22	0	0	0	0	0	0	0	0	0	0	1	0	19	0	0
McBride	.214	29	28	0	6	6	0	0	0	2	2	0	1	6	0	7	0	0
Meyer	.000	6	5	0	0	0	0	0	0	0	0	0	0	0	0	3	0	0
Moran	.268	50	198	26	53	65	10	1	0	11	6	1	1	13	1	20	1	3
Navarro	.000	5	2	0	0	0	0	0	0	0	0	0	0	0	0	2	0	0
Newman	.180	39	61	5	11	14	0	0	1	3	5	0	0	4	0	23	0	0
Osinski	.056	47	18	1	1	1	0	0	0	0	2	0	0	1	0	5	0	0
Pearson	.223	107	265	34	59	72	5	1	2	16	4	0	1	35	2	22	6	4
Perry	.276	70	221	19	61	80	8	1	3	16	1	1	0	14	0	52	1	1
Piersall	.314	87	255	28	80	97	11	0	2	13	4	1	0	16	1	32	5	3
Power	.249	68	221	17	55	70	6	0	3	13	4	3	1	8	0	14	1	1
Reichardt	.162	11	37	0	6	6	0	0	0	0	0	0	1	1	1	12	1	0
Rodgers	.243	148	514	38	125	161	18	3	4	54	7	7	4	40	11	71	4	3
Satriano	.200	108	225	18	51	63	9	0	1	17	2	2	0	30	3	37	0	2
Schaal	.125	17	32	3	4	4	0	0	0	0	0	0	0	2	0	5	0	1
Simpson	.140	21	50	11	7	14	1	0	2	4	0	0	0	8	0	15	2	2
Spring	.301	118	359	46	108	167	14	6	11	51	1	3	2	8	1	39	7	5
Spring	.000	6	0	0	0	0	0	0	0	0	0	0	0	0	0	0	0	0
Sukla	.000	2	0	0	0	0	0	0	0	0	0	0	0	0	0	0	0	0
Thomas, L.	.273	47	172	14	47	63	8	1	2	24	3	1	0	18	1	22	1	0
Torres	.231	100	277	25	64	110	10	0	12	28	0	2	1	13	0	56	1	3
TOTALS	.242	162	5362	544	1297	1843	186	27	102	508	78	37	26	472	40	920	49	39

1964 Angels Pitching

PITCHER	W-L	ERA	G	GS	CG	SHO	SV	IP	H	R	ER	HR	HB	BB	IB	SO	WP	BK
Belinsky	9-8	2.86	23	22	4	1	0	135.1	120	45	43	8	6	49	5	91	10	1
Brunet	2-2	3.61	10	7	0	0	0	42.1	38	17	17	2	0	25	1	36	1	0
Chance	★20-9	1.65★	46	35	15★	11★	4	278.1★	194	56	51	7	2	86	9	207	9	0
Duliba	6-4	3.61	58	0	0	0	9	72.1	80	35	29	5	1	22	3	33	3	0
Fowler	0-2	10.29	4	0	0	0	1	7	8	8	8	2	1	5	2	5	0	0
Foytack	3-1	15.43	2	0	0	0	0	2.1	4	4	4	2	0	2	1	1	0	0
Gatewood	0-1	2.24	15	7	0	0	0	60.1	59	18	15	4	1	12	1	25	2	0
Kelso	2-0	2.28	10	1	1	1	0	23.2	19	6	6	3	1	9	0	21	1	0
Latman	6-10	3.85	40	18	2	1	2	138	128	72	59	15	7	52	6	81	1	0
Lee, D.	5-4	2.71	33	8	0	0	2	89.2	99	39	27	6	1	25	1	73	1	0
Lee, R.	6-5	1.51	64	5	0	0	19	137	87	31	23	6	1	58	8	111	3	0
McBride	4-13	5.26	29	21	0	0	1	116.1	104	77	68	14	16★	75	0	66	3	0
Meyer	1-1	5.00	6	5	0	0	0	18	25	10	10	2	1	13	0	13	0	0
Navarro	0-0	1.93	5	0	0	0	1	9.1	5	2	2	0	2	5	0	8	0	0
Newman	13-10	2.75	32	28	7	2	0	190	177	68	58	9	7	39	8	83	2	0
Osinski	3-3	3.48	47	4	1	1	2	93	87	47	36	8	2	39	7	88	4	0
Smith	1-4	2.84	15	1	0	0	0	31.2	34	13	10	5	1	10	1	20	2	0
Spring	1-0	2.70	6	0	0	0	0	3.1	3	1	1	1	0	3	1	0	0	0
Sukla	0-1	6.75	2	0	0	0	0	2.2	2	2	2	1	0	1	0	3	0	0
TOTALS	82-80	2.91	162	162	30	28	41	1450.2	1273	551	469	100	50	530	54	965	42	1

WIN STREAK: 11, June 16-26

LOSING STREAK: 5, May 27-June 1 & June 27-July 1

Year-By-Year Statistical Review

1965 Angels Batting

PLAYER	AVG	G	AB	R	H	TB	2B	3B	HR	RBI	SH	SF	HP	BB	IBB	SO	SB	CS
Adcock	.241	122	349	30	84	140	14	0	14	47	0	0	1	37	3	74	2	2
Brunet	.054	41	56	3	3	5	2	0	0	1	6	0	0	4	0	34	0	1
Cardenal	.250	134	512	58	128	188	23	2	11	57	3	6	2	27	1	72	37	17
Chance	.093	36	75	3	7	8	1	0	0	5	5	0	0	5	0	56	0	0
Cimoli	.000	4	5	1	0	0	0	0	0	1	0	1	0	0	0	2	0	0
Clinton	.243	89	222	29	54	75	12	3	1	8	2	1	1	23	1	37	2	3
Coates	.000	17	1	0	0	0	0	0	0	0	0	0	0	0	0	0	0	0
Dees	.156	12	32	1	5	5	0	0	0	1	0	0	0	1	1	8	1	2
Egan	.263	18	38	3	10	12	0	1	0	1	0	0	0	3	0	12	0	0
Ferguson	.277	161	602	66	167	245	19	7	15	64	15	8	4	54	4	107	13	5
Gatewood	.214	46	14	1	3	4	1	0	0	0	0	0	2	0	5	0	1	
Gotay	.247	40	77	6	19	26	4	0	1	3	1	0	0	4	2	9	0	0
Hernandez	.333	6	6	2	2	3	1	0	0	1	0	0	0	0	1	1	0	0
Kirkpatrick	.260	19	73	8	19	33	5	0	3	8	2	0	0	3	0	9	1	2
Knoop	.269	142	465	47	125	178	24	4	7	43	6	2	0	31	5	101	3	2
Koppe	.212	23	33	3	7	11	1	0	1	2	0	0	0	3	1	10	1	0
Latman	.000	18	2	0	0	0	0	0	0	0	0	0	0	0	1	0	0	0
Lee, D.	.333	10	3	0	1	2	1	0	0	0	0	0	0	0	1	0	0	0
Lee, R.	.143	69	21	1	3	6	0	0	1	3	4	0	1	0	0	7	0	0
Lopez	.203	52	69	10	14	19	2	0	1	2	7	1	0	2	0	23	1	0
McBride	.000	8	5	0	0	0	0	0	0	0	0	0	0	1	0	3	0	0
McGlothlin	.000	3	6	0	0	0	0	0	0	0	0	0	0	0	3	0	0	0
May	.200	30	30	2	6	9	3	0	0	1	2	0	1	4	0	15	0	0
Newman	.095	36	74	4	7	11	1	0	1	5	7	2	0	7	0	34	0	0
Pearson	.278	122	360	41	100	133	17	2	4	21	8	0	2	51	0	17	12	1
Piche	.000	14	1	0	0	0	0	0	0	0	0	0	0	0	0	0	0	0
Piersall	.268	53	112	10	30	45	5	2	2	12	3	0	1	5	1	15	2	2
Power	.259	124	197	11	51	63	7	1	1	20	6	0	1	5	1	13	2	2
Ranew	.209	41	91	12	19	26	4	0	1	10	2	2	0	7	0	22	0	0
Reichardt	.267	20	75	8	20	27	4	0	1	6	0	0	1	5	0	12	4	1
Rodgers	.209	132	411	33	86	109	14	3	1	32	4	8	3	35	9	61	4	5
Roof	.136	9	22	1	3	3	0	0	0	0	0	0	0	0	6	0	0	0
Sanford	.143	9	7	0	1	1	0	0	0	0	1	0	0	0	2	0	0	0
Satriano	.165	47	79	8	13	18	2	0	1	4	0	0	0	10	1	10	1	1
Schaal	.224	155	483	48	108	151	12	2	9	45	7	4	1	61	8	88	6	3
Shockley	.187	40	107	5	20	28	2	0	2	17	0	2	1	9	0	16	0	0
Simpson	.222	8	27	2	6	7	1	0	0	3	0	1	0	2	0	8	1	0
Smith, B.G.	.228	23	57	1	13	16	3	0	0	5	1	1	1	2	0	10	0	1
Smith, W.	.261	136	459	52	120	194	14	9	14	57	1	5	1	32	10	60	9	8
Spangler	.260	51	96	17	25	26	1	0	0	1	0	0	0	8	0	9	4	0
Sukla	.000	25	0	0	0	0	0	0	0	0	0	0	0	0	0	0	0	0
Wantz	.000	1	0	0	0	0	0	0	0	0	0	0	0	0	0	0	0	0
TOTALS	.239	162	5354	527	1279	1827	200	36	92	486	93	44	22	443	48	973	107	59

1965 Angels Pitching

PITCHER	W-L	ERA	G	GS	CG	SHO	SV	IP	H	R	ER	HR	HB	BB	IB	SO	WP	BK
Brunet	9-11	2.56	41	26	8	3	2	197	149	64	56	9	3	69	8	141	3	3*
Chance	15-10	3.15	36	33	10	4	0	225.2	197	86	79	12	9	101	10	164	6	3*
Coates	2-0	3.54	17	0	0	0	3	28	23	13	11	1	0	16	2	15	1	0
Gatewood	4-5	3.42	46	3	0	0	0	92	91	41	35	5	1	37	3	37	9	0
Latman	1-1	2.84	18	0	0	0	0	31.2	30	12	10	3	0	16	3	18	2	0
Lee, D.	0-1	6.28	10	0	0	0	0	14.1	21	11	10	4	1	5	2	12	1	0
Lee, R.	9-7	1.92	69	0	0	0	23	131	95	35	28	11	1	42	8	89	1	1
Lopez	14-13	2.93	35	32	8	1	1	215.1	185	79	70	12	4	82	6	122	10	0
May	4-9	3.92	30	19	2	1	0	124	111	59	54	7	4	78	1	76	9	0
McBride	0-3	6.14	8	4	0	0	0	22	24	17	15	1	2	14	0	11	1	0
McGlothlin	0-3	3.50	3	3	1	0	0	18	18	9	7	1	0	7	1	9	0	0
Newman	14-16	2.93	36	36	10	2	0	260.2	225	94	85	15	1	64	10	109	6	1
Piche	0-3	6.86	14	1	0	0	0	19.2	20	15	15	5	0	12	2	14	1	0
Sanford	1-2	4.60	9	5	0	0	1	29.1	35	16	15	2	0	10	1	13	2	1
Sukla	2-3	4.50	25	0	0	0	3	32	32	16	16	3	1	10	2	15	0	0
Wantz	0-0	18.00	1	0	0	0	0	1	3	2	2	0	0	0	0	2	0	0
TOTALS	75-87	3.17	162	162	39	14	33	1441.2	1259	569	508	91	27	563	59	847	52	9

WIN STREAK: 5, May 3-7

LOSING STREAK: 5, June 23-27

Year-By-Year Statistical Review



1966 Angels Batting

PLAYER	AVG	G	AB	R	H	TB	2B	3B	HR	RBI	SH	SF	HP	BB	IBB	SO	SB	CS
Adcock	.273	83	231	33	63	133	10	3	18	48	0	3	0	31	6	48	2	2
Bailey	.000	5	3	0	0	0	0	0	0	0	0	0	0	1	0	1	0	0
Brunet	.103	41	68	5	7	11	1	0	1	3	1	0	0	2	0	34	0	0
Burdette	.125	54	8	0	1	1	0	0	0	1	0	0	0	0	0	3	0	0
Cardenal	.276	154	561	67	155	224	15	3	16	48	3	4	4	34	5	69	24	11
Chance	.026	41	76	1	2	2	0	0	0	0	0	0	1	3	0	54	0	0
Coates	.091	9	11	1	1	1	0	0	0	0	0	0	0	0	0	9	0	0
Egan, D.	.000	11	1	0	0	0	0	0	0	0	0	0	0	0	0	0	0	0
Egan, T.	.000	7	11	0	0	0	0	0	0	0	0	0	0	1	0	5	0	0
Fregosi	.252	162★	611	78	154	239	32	7	13	67	10	6	2	67	1	89	17	8
Hernandez	.043	58	23	19	1	1	0	0	0	2	1	1	0	1	0	4	1	1
Hornstone	.264	61	254	35	67	96	12	4	3	17	2	0	1	11	1	36	3	3
Kelso	.000	5	1	0	0	0	0	0	0	0	0	0	0	0	0	0	0	0
Kirkpatrick	.192	117	312	31	60	102	7	4	9	44	6	3	5	51	8	67	7	4
Knoop	.232	161	590	54	137	228	18	11★	17	72	9	7★	1	43	8	144	1	5
Lee, R.	.000	61	11	1	0	0	0	0	0	3	0	0	0	3	0	8	0	0
Lopez, M.	.190	55	58	10	11	13	2	0	0	2	3	0	0	3	0	27	0	1
Lopez, R.	.000	5	0	0	0	0	0	0	0	0	0	0	0	0	0	0	0	0
Malzone	.206	82	155	6	32	43	5	0	2	12	0	1	0	10	1	11	0	0
McGlothlin	.059	19	17	0	1	3	0	1	0	0	1	0	0	2	0	10	0	0
Montanez	.000	8	2	2	0	0	0	0	0	0	0	0	0	0	0	2	1	0
Morton	.220	15	50	4	11	12	1	0	0	4	2	0	0	2	0	6	1	1
Newman	.200	21	30	0	6	6	0	0	0	3	3	0	0	2	0	8	1	0
Pearson	.000	2	3	0	0	0	0	0	0	0	0	0	0	0	0	1	0	0
Piersall	.211	75	123	14	26	31	5	0	0	14	6	2	0	13	0	19	1	2
Reed	.000	19	6	0	0	0	0	0	0	0	0	0	0	0	0	4	0	0
Reichardt	.288	89	319	48	92	153	5	4	16	44	1	1	13★	27	3	61	8	4
Rodgers	.236	133	454	45	107	154	20	3	7	48	0	6	2	29	8	57	3	4
Rojas	.071	47	14	0	1	2	1	0	0	0	1	0	0	1	0	5	0	0
Rubio	.000	7	8	0	0	0	0	0	0	0	1	0	0	0	0	5	0	0
Sanford	.136	50	22	1	3	5	2	0	1	1	1	0	0	2	0	12	0	0
Satriano	.239	103	226	16	54	65	5	3	0	24	2	0	0	27	2	32	3	3
Schaaf	.244	138	386	59	94	141	15	7	6	24	0	2	5	68	0	56	6	4
Siebern	.247	125	336	29	83	114	14	1	5	41	0	5	0	63	7	61	0	1
Smith	.185	90	195	18	36	46	3	2	1	20	2	3	3	12	2	37	1	0
Spangler	.667	6	9	2	6	6	0	0	0	0	0	0	0	2	0	2	0	0
Sukia	.000	12	1	0	0	0	0	0	0	0	0	0	0	1	5	9	0	0
Vinson	.182	13	22	3	4	9	2	0	1	6	0	1	5	0	9	0	0	0
Warner	.211	45	123	22	26	53	4	1	7	16	0	1	0	9	0	55	0	0
Wright	.103	24	29	0	3	3	0	0	0	1	3	0	0	0	0	0	0	0
TOTALS	.232	162	5360	604	1244	1897	179	54	122	562	69	46	38	525	52	1062	80	54

1966 Angels Pitching

PITCHER	W-L	ERA	G	GS	CG	SHO	SV	IP	H	R	ER	HR	HB	BB	IB	SO	WP	BK
Brunet	13-13	3.31	41	32	8	2	0	212	183	88	78	21	5	106	8	148	4	4★
Burdette	7-2	3.39	54	0	0	0	5	79.2	80	32	30	4	1	12	2	27	2	2
Chance	12-17	3.08	41	37	11	2	1	259.2	206	113	89	18	7	114★	9	180	8	0
Coates	1-1	3.98	9	4	1	1	0	31.2	32	16	14	3	0	10	0	16	1	0
Egan, D.	0-0	4.40	11	0	0	0	0	14.1	17	7	7	2	0	6	2	11	0	1
Kelso	1-1	2.38	5	0	0	0	0	11.1	11	3	3	1	1	6	1	11	0	0
Lee, R.	5-4	2.74	61	0	0	0	12	101.2	90	39	31	8	1	31	2	46	2	1
Lopez, M.	7-14	3.93	37	32	6	2	1	199	188	95	87	20	9★	68	2	132	12	0
Lopez, R.	0-1	5.14	4	1	0	0	0	7	4	5	4	1	0	4	0	2	1	1
McGlothlin	3-1	4.52	19	11	0	0	0	67.2	79	37	34	9	1	19	0	41	6	1
Newman	4-7	4.73	21	19	1	0	0	102.2	112	54	54	7	6	31	2	42	5	0
Reed	0-1	2.93	19	1	0	0	1	43	39	14	14	5	0	15	2	17	1	0
Rojas	7-4	2.88	47	2	0	0	10	84.1	83	28	27	9	1	15	2	37	1	0
Rubio	2-1	2.96	7	4	1	1	0	27.1	22	10	9	2	1	16	1	27	2	0
Sanford	13-7	3.83	50	6	0	0	5	108	108	51	46	11	4	27	6	54	3	1
Sukia	1-1	6.48	12	0	0	0	1	16.2	18	12	12	4	0	6	0	8	0	0
Wright	4-7	3.74	20	13	3	1	0	91.1	92	39	38	11	1	25	4	37	1	0
TOTALS	80-82	3.56	162	162	31	12	36	1457.1	1364	643	577	136	38	511	43	836	49	11

WIN STREAK: 7, June 13-18

LOSING STREAK: 6, May 15-22



Year-By-Year Statistical Review

1967 Angels Batting

PLAYER	AVG	G	AB	R	H	TB	2B	3B	HR	RBI	SH	SF	HP	BB	IBB	SO	SB	CS
Brunet	.077	40	78	2	6	6	0	0	0	0	4	0	0	1	0	40	0	0
Burdette	.000	19	0	0	0	0	0	0	0	0	0	0	0	0	0	0	0	0
Cardenal	.236	108	381	40	90	131	13	5	6	27	6	1	2	15	0	63	10	5
Cimino	.417	46	12	1	5	5	0	0	0	0	0	0	0	0	0	4	0	0
Clark	.040	32	50	0	2	2	0	0	0	0	9	0	0	1	0	23	0	0
Coates	.333	25	3	0	1	2	1	0	0	0	0	0	0	0	0	1	0	0
Egan	.000	1	1	0	0	0	0	0	0	0	0	0	0	0	0	0	0	0
Fregosi	.290	151	590	75	171	233	23	6	9	56	7	0	5	49	2	77	9	6
Gabrielson	.083	11	12	2	1	1	0	0	0	2	0	0	0	2	0	4	0	0
Hall	.249	129	401	54	100	162	8	3	16	55	1	3	0	42	7	65	4	1
Hamilton	.158	26	38	1	6	6	0	0	0	1	2	0	0	0	0	16	0	0
Held	.220	58	141	15	31	46	3	0	4	17	5	0	2	18	0	41	0	2
Hibbs	.000	3	3	0	0	0	0	0	0	0	0	0	0	0	0	2	0	0
Johnstone	.209	79	230	18	48	63	7	1	2	10	2	0	0	5	0	37	3	2
Kelso	.105	69	19	0	2	2	0	0	0	0	2	0	0	0	0	13	0	0
Kirkpatrick	.000	3	8	0	0	0	0	0	0	0	0	0	0	0	0	2	0	0
Knoop	.245	159	511	51	125	180	18	5	9	38	6	2	1	44	13	136	2	2
Locke	.667	9	3	0	2	2	0	0	0	0	0	0	0	0	0	0	0	0
Lopez	.500	7	2	2	1	1	0	0	0	0	0	0	0	0	0	0	0	0
McFarlane	.227	12	22	0	5	5	0	0	0	3	0	1	0	1	0	7	0	0
McGlottlin	.140	32	57	5	8	9	1	0	0	4	7	0	0	3	0	26	0	0
Mincher	.273	147	487	81	133	237	23	3	25	76	2	1	4	69	9	69	0	3
Morton	.313	80	201	23	63	78	9	3	0	32	4	0	2	22	1	29	0	3
Newman	.000	3	1	0	0	0	0	0	0	0	0	0	0	0	0	0	0	0
Piersall	.000	5	3	0	0	0	0	0	0	1	0	0	0	0	0	2	0	0
Reichardt	.265	146	498	56	132	201	14	2	17	69	2	3	7	35	4	90	5	3
Repoz	.250	74	176	25	44	70	9	1	5	20	0	3	0	19	1	37	2	2
Rodgers	.219	139	429	29	94	131	13	3	6	41	6	4	2	34	5	55	1	4
Rodriguez	.238	29	130	14	31	39	3	1	1	8	1	0	0	2	0	21	1	0
Rojas	.059	72	17	0	1	1	0	0	0	1	3	0	0	1	0	10	0	0
Rubio	.333	3	3	1	1	1	0	0	0	0	0	0	0	1	0	0	0	0
Sanford	.200	12	15	0	3	5	0	1	0	1	2	0	0	1	0	9	0	0
Satriano	.224	90	201	13	45	64	7	0	4	21	1	0	0	28	3	25	1	0
Schaal	.188	99	272	31	51	80	9	1	6	20	7	4	1	38	3	39	2	2
Simmons	.222	14	9	1	2	3	1	0	0	1	1	0	0	0	0	3	0	0
Skowron	.220	62	123	8	27	34	2	1	1	10	0	0	4	1	18	0	0	
Stubing	.000	5	5	0	0	0	0	0	0	0	0	0	0	0	0	4	0	0
Taylor	.308	23	52	5	16	22	3	0	1	3	0	0	0	4	0	8	0	0
Turner	.000	13	4	0	0	0	0	0	0	0	0	0	0	1	0	4	0	0
Wallace	.000	23	6	2	0	0	0	0	0	1	0	0	3	0	2	0	1	0
Weaver	.000	13	6	0	0	0	0	0	0	0	1	0	0	0	0	4	0	0
Werhas	.160	49	75	8	12	21	1	1	2	6	2	1	1	10	0	22	0	0
Willite	.000	10	10	0	0	0	0	0	0	1	0	0	0	0	0	4	0	0
Wright	.273	23	22	4	6	8	2	0	0	1	3	0	0	0	0	9	0	0
TOTALS	.236	161	5307	567	1265	1851	170	37	114	524	88	23	31	453	49	1021	40	36

1967 Angels Pitching

PITCHER	W-L	ERA	G	GS	CG	SHO	SV	IP	H	R	ER	HR	HB	BB	IB	SO	WP	BK
Brunet	11-19*	3.31	40	37	7	2	1	250	203	99	92	19	4	90	9	165	5	0
Burdette	1-0	4.91	19	0	0	0	1	18.1	16	10	10	4	1	0	0	8	0	0
Cimino	3-3	3.26	46	1	0	0	1	88.1	73	38	32	12	2	31	4	80	2	0
Clark	12-11	2.59	32	30	1	1	0	174	144	69	50	15	6	69	0	81	12	1
Coates	1-2	4.30	25	1	0	0	0	52.1	47	26	25	5	4	23	5	39	2	0
Hamilton	9-6	3.24	26	20	0	0	0	119.1	104	47	43	6	1	63	3	74	11	0
Kelso	5-3	2.97	69	1	0	0	11	112	85	41	37	6	4	63	10	91	5	2
Locke	3-0	2.33	9	1	0	0	2	19.1	14	6	5	1	1	3	0	7	0	0
Lopez	0-2	9.00	4	3	0	0	0	9	11	10	9	1	0	9	0	6	2	1
McGlottlin	12-8	2.96	32	29	9	6	0	197.1	163	74	65	13	4	56	2	137	13	0
Newman	1-0	1.42	3	1	0	0	0	6.1	8	5	1	1	1	2	0	0	0	0
Rojas	12-9	2.52	72	0	0	0	27	121.2	106	45	34	7	3	38	17	83	5	1
Rubio	0-2	3.60	3	3	0	0	0	15	18	7	6	2	4	9	0	4	0	0
Sanford	3-2	4.47	12	9	0	0	0	48.1	53	26	24	6	0	7	1	21	0	1
Simmons	2-1	2.60	14	4	1	1	0	34.2	44	11	10	1	2	9	3	13	0	0
Turner	1-2	4.15	13	1	0	0	0	17.1	16	9	8	4	1	4	0	6	0	0
Weaver	3-0	2.67	13	2	0	0	1	30.1	26	11	9	2	1	9	2	20	1	0
Willite	0-2	4.35	10	7	0	0	0	39.1	39	20	19	8	0	16	0	22	1	1
Wright	5-5	3.26	20	11	1	0	0	77.1	76	33	28	5	1	24	2	35	2	0
TOTALS	84-77	3.19	161	161	19	14	39	1430.1	1246	587	507	118	40	525	58	892	61	7

WIN STREAK: 7, July 17-25

LOSING STREAK: 7, Aug. 14-20

Year-By-Year Statistical Review



1968 Angels Batting

PLAYER	AVG	G	AB	R	H	TB	2B	3B	HR	RBI	SH	SF	HP	BB	IBB	SO	SB	CS
Bennett	.077	16	13	0	1	1	0	0	0	0	2	0	0	0	0	9	0	0
Brunet	.081	39	74	3	6	6	0	0	0	2	4	0	1	2	0	38	0	1
Burgmeier	.000	71	2	7	0	0	0	0	0	0	0	0	0	1	0	0	1	0
Causey	.000	4	11	0	0	0	0	0	0	0	0	0	0	0	0	1	0	0
Cimino	.000	4	0	0	0	0	0	0	0	0	0	0	0	0	0	0	0	0
Clark	.107	21	28	2	3	3	0	0	0	0	3	0	0	0	0	14	0	0
Cottier	.194	33	67	2	13	19	4	1	0	1	0	0	0	2	0	15	0	0
Davalillo	.298	93	339	34	101	127	15	4	1	18	3	2	0	15	1	34	17	10
Egan	.116	16	43	2	5	9	1	0	1	4	0	0	0	2	0	15	0	0
Ellis	.045	42	44	3	2	2	0	0	0	0	7	0	2	0	0	21	0	0
Fregosi	.244	159	614	77	150	224	21	13*	9	49	10	4	5	60	4	101	9	4
Hall	.214	46	126	15	27	33	3	0	1	8	0	0	0	16	3	19	1	0
Hamilton	.143	21	7	0	1	1	0	0	0	1	0	0	0	0	0	5	0	0
Harrelson	.100	10	10	0	1	1	0	0	0	0	0	0	0	0	0	8	0	0
Heffner	.000	7	0	0	0	0	0	0	0	0	0	0	0	1	0	0	0	0
Held	.111	33	45	4	5	6	1	0	0	0	1	0	2	5	0	15	0	0
Hinton	.195	116	267	28	52	89	10	3	7	23	2	3	0	24	3	61	3	1
Johnstone	.261	41	115	11	30	36	4	1	0	3	2	0	0	7	0	15	2	1
Kealey	.000	6	0	0	0	0	0	0	0	0	0	0	0	0	0	0	0	0
Kirkpatrick	.230	89	161	23	37	44	4	0	1	15	3	3	1	25	2	32	1	3
Knoop	.249	152	494	48	123	160	20	4	3	39	2	2	3	35	6	128	3	2
Llenas	.128	16	39	5	5	6	1	0	0	1	0	0	1	2	0	5	0	0
Locke	.000	29	3	0	0	0	0	0	0	0	0	0	0	0	0	0	0	0
McFarlane	.290	18	31	1	9	9	0	0	0	2	0	0	0	5	1	9	0	0
McGlothlin	.111	40	63	4	7	9	2	0	0	2	6	0	0	1	0	30	0	0
Messersmith	.100	29	20	1	2	3	1	0	0	1	4	0	0	0	0	10	0	0
Mincher	.236	120	399	35	94	147	12	1	13	48	6	6	4	43	6	65	0	2
Morton	.270	81	163	13	44	53	6	0	1	18	2	1	4	14	0	18	2	1
Murphy	.000	15	28	2	0	0	0	0	0	0	5	0	0	1	0	10	0	0
Pattin	.083	52	12	0	1	1	0	0	0	0	1	0	0	0	0	2	0	0
Reichardt	.255	151	534	62	136	225	20	3	21	73	3	4	18	42	2	118	8	7
Repoz	.240	133	375	30	90	139	8	1	13	54	2	8*	3	38	3	83	8	7
Rodgers	.190	91	258	13	49	58	6	0	1	14	2	2	3	16	3	48	2	1
Rodriguez	.242	76	223	14	54	69	10	1	1	16	1	0	1	17	2	36	0	2
Rojas	.100	38	10	0	1	1	0	0	0	0	0	0	0	0	0	7	0	0
Satriano	.253	111	297	20	75	108	9	0	8	35	0	0	1	37	5	44	0	0
Schaal	.210	60	219	22	46	61	7	1	2	16	2	1	2	29	0	25	5	7
Sherry	.000	3	0	0	0	0	0	0	0	0	0	0	0	0	0	0	0	0
Spencer	.191	19	68	2	13	14	1	0	0	5	0	1	1	3	0	10	0	0
Tatum	.176	17	51	7	9	10	1	0	0	2	0	0	0	0	0	9	0	0
Trevino	.225	17	40	1	9	10	1	0	0	1	0	0	0	2	0	9	0	1
Weaver	.000	14	1	0	0	0	0	0	0	0	0	0	0	0	0	0	0	0
Wright	.216	51	37	7	8	10	2	0	0	2	2	0	0	2	0	11	0	0
TOTALS	.227	162	5331	498	1209	1694	170	33	83	453	75	37	52	447	41	1080	62	50

1968 Angels Pitching

PITCHER	W-L	ERA	G	GS	CG	SHO	SV	IP	H	R	ER	HR	HB	BB	IB	SO	WP	BK
Bennett	0-5	3.54	16	7	1	0	1	48.1	46	22	19	6	4	17	0	36	0	0
Brunet	13-17*	2.86	39	36	8	5	0	245.1	191	83	78	23	2	68	3	132	10	0
Burgmeier	1-4	4.33	56	2	0	0	6	72.2	65	41	35	5	0	24	3	33	1	0
Cimino	0-0	2.57	4	0	0	0	0	7	7	5	2	0	0	4	0	2	2	0
Clark	1-11	3.53	21	17	0	0	0	94.1	74	51	37	4	1	54	1	60	13	0
Ellis	9-10	3.95	42	24	3	0	2	164	150	80	72	22	6	56	4	93	1	0
Hamilton	3-1	3.32	21	2	1	0	2	38	34	15	14	0	0	15	1	18	5	0
Harrelson	1-6	5.08	10	5	1	0	0	33.2	28	23	19	4	1	26	0	22	4	0
Heffner	0-0	2.25	7	0	0	0	0	8	6	2	2	0	0	6	1	3	1	0
Kealey	0-1	2.70	6	0	0	0	0	10	10	3	3	0	0	5	2	4	0	0
Locke	2-3	6.44	29	0	0	0	2	36.1	51	29	26	3	1	13	3	21	2	1
McGlothlin	10-15	3.54	40	32	8	0	3	208.1	187	87	82	19	8	60	5	135	7	0
Messersmith	4-2	2.21	28	5	2	1	4	81.4	44	21	20	3	1	35	4	74	3	1
Murphy	5-6	2.17	15	15	3	0	0	99.1	67	30	24	5	5	28	0	56	2	0
Pattin	4-4	2.79	52	4	0	0	3	84	67	27	26	7	2	37	4	66	5	0
Rojas	4-3	4.25	38	0	0	0	6	55	55	29	26	11	0	15	4	33	5	0
Sherry	0-0	6.00	3	0	0	0	0	3	7	2	2	0	0	2	0	2	0	0
Weaver	0-1	2.38	14	0	0	0	0	22.2	22	7	6	4	0	10	2	8	0	0
Wright	10-6	3.94	41	13	2	1	3	125.2	123	58	55	13	2	44	6	71	7	0
TOTALS	67-95	3.43	162	162	29	11	32	1437	1234	615	548	131	33	519	43	869	68	2

WIN STREAK: 4, April 28-May 1

LOSING STREAK: 6, Sept. 21-27

Year-By-Year Statistical Review

1969 Angels Batting

PLAYER	AVG	G	AB	R	H	TB	2B	3B	HR	RBI	SH	SF	HP	BB	IBB	SO	SB	CS
Allen	.500	4	2	0	1	2	1	0	0	0	0	0	0	0	0	0	0	0
Alomar	.250	134	559	60	140	157	10	2	1	30	3	0	0	36	2	48	18	3
Amaro	.222	41	27	4	6	6	0	0	0	1	5	0	0	4	0	6	0	0
Azcue	.218	80	248	15	54	63	6	0	1	19	1	4	2	27	11	28	0	1
Borbon	.000	22	3	0	0	0	0	0	0	0	0	0	0	0	0	1	0	0
Bradley	.000	3	0	0	0	0	0	0	0	0	0	0	0	0	0	0	0	0
Brown	.160	13	25	3	4	5	1	0	0	0	0	0	0	6	0	1	0	0
Brunet	.037	23	27	1	1	2	1	0	0	2	0	0	0	3	0	13	0	0
Chance	.143	5	7	0	1	1	0	0	0	1	0	0	0	0	0	4	0	0
Clark	.500	6	2	0	1	1	0	0	0	0	0	0	0	0	0	0	0	0
Cottier	.000	2	2	0	0	0	0	0	0	0	0	0	0	0	0	0	0	0
Cowan	.304	28	56	10	17	30	1	0	4	10	0	0	1	3	1	9	0	0
Davalillo	.155	33	71	10	11	14	1	1	0	1	0	0	1	6	1	5	3	0
Egan	.142	46	120	7	17	33	1	0	5	16	0	3	1	17	2	41	0	1
Fisher	.000	52	13	0	0	0	0	0	0	0	2	0	0	0	0	8	0	0
Fregosi	.260	161	580	78	151	221	22	6	12	47	7	4	1	93	7	86	9	2
Geishert	.000	11	9	1	0	0	0	0	0	0	0	0	0	1	0	3	0	0
Hicks	.083	37	48	6	4	13	0	0	3	8	0	1	0	13	1	18	0	1
Johnson	.203	67	133	10	27	35	8	0	0	9	1	1	3	10	1	19	5	1
Johnstone	.270	148	540	64	146	206	20	5	10	59	8	6	5	38	5	75	3	9
Kealey	.000	15	9	0	0	0	0	0	0	0	0	0	0	0	0	6	0	0
Knoop	.197	27	71	5	14	18	1	0	1	6	0	1	0	13	1	16	1	3
Lienas	.170	34	47	4	8	10	2	0	0	0	0	0	0	2	0	10	0	0
May	.082	44	49	1	4	4	0	0	0	0	1	0	0	4	0	22	0	0
McGlothlin	.121	37	58	0	7	9	2	0	0	1	5	0	0	3	0	21	0	0
Messersmith	.156	42	77	5	12	14	2	0	0	5	6	0	0	8	0	28	0	0
Morton	.244	87	172	18	42	75	10	1	7	32	1	2	3	28	1	29	0	0
Murphy	.141	36	171	2	10	12	2	0	0	4	5	1	0	3	0	26	0	0
Ortega	.000	5	0	0	0	0	0	0	0	0	0	0	0	0	0	0	0	0
Perez	.231	13	13	3	3	3	0	0	0	0	0	0	0	2	0	1	0	0
Priddy	.000	15	2	0	0	0	0	0	0	0	1	0	0	1	0	2	0	0
Reichardt	.254	137	493	60	125	183	11	4	13	68	6	7	8	43	5	100	3	6
Rapoza	.164	103	219	25	36	63	1	1	8	19	3	1	0	32	2	52	1	3
Rodgers	.196	18	46	4	9	10	1	0	0	2	0	0	1	5	1	8	0	0
Rodriguez	.232	159	561	47	130	172	17	2	7	49	4	7	2	32	11	88	5	3
Satriano	.259	41	108	5	28	33	2	0	1	16	2	2	1	18	1	15	0	2
Spencer	.254	113	386	39	98	148	14	3	10	31	8	0	2	26	6	53	1	0
Stuart	.157	22	51	3	8	13	2	0	1	4	0	0	0	3	0	21	0	0
Tatum, J.	.318	10	22	2	7	7	0	0	0	0	0	0	0	0	0	6	0	1
Tatum, K.	.286	45	21	3	6	13	1	0	2	2	2	0	1	0	0	8	0	0
Voss	.261	133	349	33	91	116	11	4	2	40	2	1	0	35	6	40	5	3
Washburn	.000	8	0	0	0	0	0	0	0	0	0	0	0	0	0	0	0	0
Wilhelm	.000	44	8	0	0	0	0	0	0	0	0	0	0	0	0	6	0	0
Wolf	.000	2	0	0	0	0	0	0	0	0	0	0	0	0	0	0	0	0
Wright	.182	40	11	0	2	2	0	0	0	0	0	0	0	1	0	6	0	0
TOTALS	.230	163	5416	528	1221	1694	151	29	88	480	75	41	32	516	65	929	54	39

1969 Angels Pitching

PITCHER	W-L	ERA	G	GS	CG	SHO	SV	IP	H	R	ER	HR	HB	BB	IB	SO	WP	BK
Brunet	9-11	2.56	41	26	8	3	2	197	149	64	56	9	3	69	8	141	3	3*
Allen	0-1	5.40	4	1	0	0	0	10	5	7	6	1	0	10	0	5	0	0
Borbon	2-3	6.15	22	0	0	0	0	41	55	31	28	5	4	11	2	20	2	0
Bradley	0-1	27.00	3	0	0	0	0	2	9	9	6	1	0	0	0	2	0	0
Brunet	6-7	3.84	23	19	2	2	0	100.2	98	51	43	15	1	39	4	56	4	1
Clark	0-0	5.59	6	1	0	0	0	9.2	12	6	6	2	0	7	1	6	0	0
Fisher	3-2	3.63	52	1	0	0	2	96.2	100	46	39	9	1	28	3	47	0	0
Geishert	1-1	4.65	11	3	0	0	1	31	32	18	16	4	1	7	3	18	0	0
Kealey	2-0	3.93	15	3	1	1	0	36.2	48	18	16	4	1	13	1	17	2	0
May	10-13	3.44	43	25	4	0	2	180.1	142	81	69	20	3	66	5	133	3	4*
McGlothlin	8-16	3.18	37	35	4	1	0	201	188	86	71	19	5	58	1	96	5	1
Messersmith	16-11	2.52	40	33	10	2	2	250	169	81	70	17	5	100	7	211	16*	1
Murphy	10-16	4.21	36	35	4	0	0	215.2	213	110	101	12	21*	69	3	100	16*	0
Ortega	0-0	10.13	5	0	0	0	0	8	13	13	9	3	0	7	1	4	0	0
Priddy	0-1	4.78	15	0	0	0	0	26.1	24	14	14	4	0	7	1	15	2	0
Tatum, K.	7-2	1.36	45	0	0	0	22	86.1	51	13	13	1	4	39	5	65	5	0
Washburn	0-2	7.94	8	2	0	0	0	11.1	21	11	10	0	1	5	0	4	1	0
Wilhelm	5-7	2.47	44	0	0	0	10	65.2	45	21	18	4	3	18	4	53	5	0
Wolf	0-0	11.57	2	0	0	0	0	2.1	3	3	3	1	0	3	0	2	0	0
Wright	1-8	4.10	37	5	0	0	0	63.2	66	33	29	4	1	30	5	31	3	0
TOTALS	71-91	3.54	163	163	25	9	39	1438.1	1294	652	566	126	51	517	46	885	64	7

WIN STREAK: 6, Aug. 23-29

LOSING STREAK: 10, May 16-25

Year-By-Year Statistical Review



1970 Angels Batting

PLAYER	AVG	G	AB	R	H	TB	2B	3B	HR	RBI	SH	SF	HP	BB	IBB	SO	SB	CS
Allen	.000	8	4	0	0	0	0	0	0	0	0	0	0	0	0	1	0	0
Alomar	.251	162★	672	82	169	197	18	2	2	36	11	2	1	49	2	65	35	12
Azcue	.242	114	351	19	85	106	13	1	2	25	1	3	2	24	4	40	0	0
Bradley	.167	17	18	0	3	4	1	0	0	1	3	0	0	1	0	9	0	0
Brown	.000	5	4	0	0	0	0	0	0	0	0	0	0	0	0	0	0	0
Cowan	.276	68	134	20	37	63	9	1	5	25	0	0	1	11	2	29	0	1
Cox	.000	3	0	0	0	0	0	0	0	0	0	0	0	0	0	0	0	0
Doyle	.000	40	3	0	0	0	0	0	0	0	0	0	0	0	0	3	0	0
Egan	.238	79	210	14	50	68	6	0	4	20	1	2	1	14	1	67	0	0
Fisher	.091	67	11	1	1	1	0	0	0	0	3	0	0	0	0	3	0	0
Fregosi	.278	158	601	95	167	276	33	5	22	82	2	4	3	69	3	92	0	2
Garrett	.067	32	15	0	1	1	0	0	0	1	0	0	1	0	1	9	0	0
Gonzalez	.304	26	92	9	28	33	2	0	1	12	2	0	1	2	0	11	3	2
Griffin	.127	18	55	2	7	8	1	0	0	4	1	0	0	6	1	5	0	0
Hicks	.250	4	4	0	1	1	0	0	0	0	0	0	0	0	0	2	0	0
Johnson	.3289★	156	614	85	202	282	26	6	14	86	0	3	7	35	9	68	17	2
Johnstone	.238	119	320	34	76	129	10	5	11	39	3	3	1	24	6	53	1	0
Kealey	.250	17	4	0	1	1	0	0	0	0	0	0	0	0	0	3	0	0
LaRoche	.250	38	8	0	2	3	1	0	0	0	0	0	0	1	0	0	0	0
May	.087	38	69	0	6	8	2	0	0	2	2	1	0	4	0	31	0	0
McMullen	.232	124	422	50	98	155	9	3	14	61	1	3	3	59	10	81	1	0
Messersmith	.157	38	70	4	11	17	3	0	1	2	5	0	0	0	0	28	0	0
Murphy	.184	39	76	7	14	18	1	0	1	7	8	1	0	5	0	32	0	0
Oyler	.083	24	24	2	2	2	0	0	0	1	2	0	0	3	0	6	0	0
Perez	.000	3	3	0	0	0	0	0	0	0	0	0	0	0	0	0	0	0
Queen	.250	37	16	1	4	4	0	0	0	1	0	0	0	0	0	2	0	0
Reichardt	.167	9	6	1	1	1	0	0	0	1	0	1	0	3	1	0	0	0
Repoz	.238	137	407	50	97	180	17	6	18	47	6	2	3	45	6	90	4	2
Reynolds	.250	59	120	11	30	38	3	1	1	6	0	0	1	6	0	10	1	1
Rivers	.320	17	25	6	8	10	2	0	0	3	1	0	1	3	0	5	1	0
Rodriguez	.270	17	63	6	17	23	2	2	0	7	0	0	1	3	0	6	0	1
Ruiz	.243	68	107	10	26	31	3	1	0	12	4	1	1	7	1	16	3	0
Shank	.000	1	0	0	0	0	0	0	0	0	0	0	0	0	0	0	0	0
Silverio	.000	15	15	1	0	0	0	0	0	0	0	0	0	2	1	4	0	1
Spencer	.274	146	511	61	140	204	20	4	12	68	6	5	0	28	6	61	0	2
Tatum, J.	.238	75	181	28	43	50	7	0	0	6	1	1	0	17	1	35	1	0
Tatum, K.	.182	62	11	2	2	5	0	0	1	3	0	0	0	0	0	5	0	0
Voss	.243	80	181	21	44	63	4	3	3	30	1	5	2	23	2	18	2	1
Wolf	.000	4	0	0	0	0	0	0	0	0	0	0	0	0	0	0	0	0
Wright	.171	47	105	9	18	28	4	0	2	10	4	0	0	2	0	32	0	0
TOTALS	.251	162	5532	631	1391	2010	197	40	114	597	69	37	29	447	56	922	69	27

1970 Angels Pitching

PITCHER	W-L	ERA	G	GS	CG	SHO	SV	IP	H	R	ER	HR	HB	BB	IB	SO	WP	BK
Allen	1-1	2.63	8	2	0	0	0	24	23	7	7	0	1	11	2	13	2	0
Bradley	2-5	4.13	17	11	1	1	0	69.2	71	38	32	3	1	33	6	53	5	0
Cox	0-0	3.86	3	0	0	0	0	2.1	4	1	1	0	0	0	0	3	0	0
Doyle	3-1	5.14	40	0	0	0	5	42	43	25	24	7	1	21	3	34	2	2
Fisher	4-4	3.04	67	2	0	0	8	130.1	117	51	44	15	2	35	1	74	6	1
Garrett	5-6	2.65	32	7	0	0	0	74.2	48	23	22	6	1	44	9	53	2	3
Kealey	1-0	4.15	17	0	0	0	1	21.2	19	11	10	2	0	6	2	14	0	0
LaRoche	4-1	3.44	38	0	0	0	4	49.2	41	20	19	6	4	21	6	44	1	1
May	7-13	4.01	38	34	2	2	0	208.2	190	102	93	20	3	81	7	164	8	2
Messersmith	11-10	3.01	37	26	6	1	5	194.2	144	75	65	21	6	78	6	162	2	0
Murphy	16-13	4.24	39	38	5	2	0	227	223	114	107	32	7	81	10	99	8	1
Queen	3-6	4.20	34	3	0	0	9	60	58	28	28	5	5	28	6	44	0	0
Shank	0-0	0.00	1	0	0	0	0	3	2	0	0	0	0	2	0	1	0	0
Tatum, K.	7-4	2.94	62	0	0	0	17	88.2	68	35	29	12	5	26	5	50	6	0
Wolf	0-0	5.06	4	0	0	0	0	5.1	3	3	3	1	0	4	0	5	2	0
Wright	22-12	2.83	39	39	7	2	0	260.2	226	97	82	24	7	88	4	110	8	0
TOTALS	86-76	3.48	162	162	21	10	49	1462.1	1280	630	562	154	43	559	67	923	52	10

WIN STREAK: 5, April 7-12 & Sept. 27-Oct. 1

LOSING STREAK: 9, Sept. 4-12



Year-By-Year Statistical Review

1971 Angels Batting

PLAYER	AVG	G	AB	R	H	TB	2B	3B	HR	RBI	SH	SF	HP	BB	IBB	SO	SB	CS
Allen	.294	54	17	2	5	8	0	0	1	1	0	0	0	0	0	5	0	0
Alomar	.260	162★	689★	77	179	221	24	3	4	42	7	2	0	41	4	60	39	10
Berry	.221	111	298	29	66	92	17	0	3	22	3	4	3	18	0	33	3	2
Christensen	.270	29	63	4	17	18	1	0	0	3	2	0	0	6	1	5	0	1
Clark	.267	11	15	1	4	4	0	0	0	1	0	0	0	0	0	4	0	0
Conigliaro	.222	74	266	23	59	89	18	0	4	15	1	1	1	23	1	52	3	3
Cowan	.276	74	174	12	48	68	8	0	4	20	1	0	0	7	1	41	1	1
Fisher	.063	57	16	0	1	1	0	0	0	0	1	0	0	2	0	7	0	0
Fregosi	.233	107	347	31	81	113	15	1	5	33	5	3	5	39	6	61	2	1
Gonzalez	.245	111	314	32	77	99	9	2	3	38	2	3	3	28	5	28	0	1
Hassler	.000	6	5	0	0	0	0	0	0	0	1	0	0	0	0	1	0	0
Johnson	.260	65	242	19	63	77	8	0	2	21	1	1	2	15	3	34	5	2
Kusnyer	.154	6	13	0	2	2	0	0	0	0	0	0	0	0	0	3	0	0
LaRoche	.091	56	11	0	1	1	0	0	0	0	1	0	0	1	0	3	0	0
Lasher	.000	2	0	0	0	0	0	0	0	0	0	0	0	0	0	0	0	0
Maloney	.200	13	5	0	1	1	0	0	0	0	0	0	0	0	1	0	0	0
May	.147	32	66	2	10	11	1	0	0	4	2	0	0	4	0	40	0	0
McMullen	.250	160	593	63	148	234	19	2	21	68	4	4	3	53	10	74	1	1
Meoli	.000	7	3	0	0	0	0	0	0	0	0	0	0	0	0	1	0	0
Messersmith	.172	39	93	8	16	24	2	0	2	5	6	0	0	5	0	30	0	0
Moses	.227	69	181	12	41	65	8	2	4	15	1	1	0	10	4	34	0	0
Murphy	.173	37	75	5	13	16	3	0	0	6	6	0	0	2	0	19	0	0
O'Brien	.199	90	251	25	50	75	8	1	5	21	4	0	1	15	4	33	0	2
Parker	.229	20	70	4	16	21	0	1	1	6	0	0	0	2	0	20	1	1
Queen	.000	45	8	0	0	0	0	0	0	1	1	1	0	1	0	0	0	0
Repoz	.199	113	297	39	59	111	11	1	13	42	0	2	1	60	6	69	3	5
Reynolds, A.	.000	15	2	0	0	0	0	0	0	0	0	0	0	0	0	1	0	0
Reynolds, T.	.186	45	86	4	16	25	3	0	2	8	2	0	3	9	1	6	0	1
Rivers	.265	78	268	31	71	90	12	2	1	12	8	0	1	19	1	38	13	1
Ruiz	.263	31	19	4	5	5	0	0	0	0	3	0	0	2	0	7	1	0
Silverio	.333	3	3	0	1	1	0	0	0	0	0	0	0	0	0	0	0	0
Spencer	.237	148	510	50	121	200	21	2	18	59	6	5	3	48	7	63	0	1
Stephenson	.219	98	279	24	61	87	17	0	3	25	2	2	3	22	6	21	0	0
Torborg	.203	55	123	6	25	30	5	0	0	5	3	1	0	3	1	6	0	0
Wright	.154	40	91	4	14	19	3	1	0	5	9	1	0	6	0	27	0	1
Wynne	.000	3	0	0	0	0	0	0	0	0	0	0	0	0	0	0	0	0
TOTALS	.231	162	5495	511	1271	1808	213	18	96	477	83	31	29	441	61	827	72	34

1971 Angels Pitching

PITCHER	W-L	ERA	G	GS	CG	SHO	SV	IP	H	R	ER	HR	HB	BB	IB	SO	WP	BK
Allen	4-6	2.49	54	1	0	0	15	94	75	29	26	4	0	40	8	72	5	2
Clark	2-1	2.86	11	7	1	1	1	44	36	15	14	6	2	28	2	28	4	0
Fisher	10-8	2.72	57	3	0	0	3	119	92	46	36	11	2	50	5	82	4	0
Hassler	0-3	3.86	6	4	0	0	0	18.2	25	10	8	0	1	15	2	13	2	0
LaRoche	5-1	2.50	56	0	0	0	9	72	55	21	20	3	1	27	10	63	2	0
Lasher	0-0	27.00	2	0	0	0	0	1.1	4	4	4	0	0	2	0	0	0	0
Maloney	0-3	5.04	13	4	0	0	0	30.1	35	18	17	3	1	24	2	13	3	0
May	11-12	3.02	32	31	7	2	0	208.1	160	74	70	12	2	87	6	156	0	0
Messersmith	20-13	2.99	38	38	14	4	0	276.2	224	112	92	16	7	121	6	179	9	0
Murphy	6-17	3.77	37	36	7	0	0	243.1	228	108	102	24	9	82	9	89	17★	1
Queen	2-2	1.78	44	0	0	0	4	65.2	49	17	13	3	8	29	6	53	6	1
Reynolds, A.	0-3	4.61	15	1	0	0	0	27.1	32	15	14	2	0	18	5	15	1	0
Wright	16-17	2.99	37	37	10	2	0	276.2	225	105	92	17	3	82	10	135	7	0
Wynne	0-0	4.91	3	0	0	0	0	3.2	6	2	2	0	0	2	0	6	0	0
TOTALS	76-86	3.10	162	162	39	11	32	1481	1246	576	510	101	36	607	71	904	60	4

WIN STREAK: 7, April 12-18

LOSING STREAK: 4, three times

Year-By-Year Statistical Review



1972 Angels Batting

PLAYER	AVG	G	AB	R	H	TB	2B	3B	HR	RBI	SH	SF	HP	BB	IBB	SO	SB	CS
Allen	.118	42	17	0	2	2	0	0	0	0	3	0	0	0	0	8	0	0
Alomar	.239	155	610	65	146	175	20	3	1	25	6	3	0	47	5	55	20	12
Azcue	.000	3	2	0	0	0	0	0	0	0	0	0	0	0	0	1	0	0
Barber	.143	34	7	0	1	1	0	0	0	2	0	0	0	3	0	4	0	0
Berry	.289	119	409	41	118	154	15	3	5	39	12	1	2	35	2	47	5	3
Cardenas	.223	150	551	25	123	156	11	2	6	42	13	1	2	35	4	73	1	2
Clark	.097	27	31	0	3	3	0	0	0	0	1	0	0	1	0	14	0	0
Coletta	.300	14	30	5	9	13	1	0	1	7	0	0	0	1	0	4	0	0
Cowan	.000	3	3	0	0	0	0	0	0	0	0	0	0	0	0	2	0	0
Doyle	.000	2	0	0	0	0	0	0	0	0	0	0	0	0	0	0	0	0
Dukes	.000	7	0	0	0	0	0	0	0	0	0	0	0	0	0	0	0	0
Fisher	.118	43	17	1	2	2	0	0	0	1	0	0	0	0	0	8	0	0
Foster	.000	8	0	0	0	0	0	0	0	0	0	0	0	0	0	0	0	0
Hiatt	.289	22	45	4	13	18	0	1	1	5	0	0	0	5	0	11	0	0
Howard	.263	11	38	4	10	11	1	0	0	2	0	0	1	1	0	3	0	0
Kosco	.213	49	142	15	34	60	4	2	6	13	1	2	1	5	1	23	1	0
Kusnyer	.207	64	179	13	37	47	2	1	2	13	1	0	1	16	3	33	0	0
Lange	.000	2	3	0	0	0	0	0	0	0	0	0	0	0	0	0	0	0
Llenas	.266	44	64	3	17	20	3	0	0	7	0	2	0	3	0	8	0	0
May	.113	35	62	3	7	8	1	0	0	1	2	0	0	3	0	29	0	0
McMullen	.269	137	472	36	127	174	18	1	9	34	1	2	0	48	2	59	1	2
Messersmith	.189	26	53	2	10	13	3	0	0	2	0	0	0	3	0	13	1	0
Motton	.154	42	39	6	6	7	1	0	0	1	0	0	0	5	0	12	0	0
Murphy	.000	6	1	0	0	0	0	0	0	0	0	0	0	0	0	1	0	0
O'Brien	.179	36	39	10	7	12	2	0	1	1	0	0	0	6	0	10	0	0
Oliver	.269	134	509	47	137	222	20	4	19	70	0	5	3	27	8	97	4	3
Parker	.213	36	80	11	17	25	2	0	2	8	0	2	0	9	0	17	0	2
Pinson	.275	136	484	56	133	182	24	2	7	49	4	4	5	30	12	54	17	6
Queen	.000	17	2	0	0	0	0	0	0	0	0	0	0	1	0	1	0	0
Repoz	.333	3	3	0	1	1	0	0	0	0	0	0	0	0	0	2	0	0
Rivers	.214	58	159	18	34	44	6	2	0	7	8	0	1	8	1	26	4	3
Rose	.200	16	10	1	2	5	0	0	1	1	1	0	0	1	0	3	0	0
Ryan	.135	39	96	4	13	20	5	1	0	3	1	0	0	2	0	48	1	0
Sells	.000	10	0	0	0	0	0	0	0	0	0	0	0	0	0	0	0	0
Silverio	.167	13	12	1	2	2	0	0	0	0	0	0	0	0	0	5	0	0
Spencer	.222	82	212	13	47	55	5	0	1	14	0	1	0	12	1	25	0	1
Stanton	.251	127	402	44	101	158	15	3	12	39	2	2	4	22	4	100	2	3
Stephenson	.274	66	146	14	40	51	3	1	2	17	0	0	4	11	5	8	0	0
Torborg	.209	59	153	5	32	35	3	0	0	8	0	0	1	14	4	21	0	0
Wright	.217	35	83	7	18	30	6	0	2	13	6	0	0	4	0	25	0	0
TOTALS	.242	155	5165	454	1249	1706	171	26	78	420	66	25	25	358	52	850	57	37

1972 Angels Pitching

PITCHER	W-L	ERA	G	GS	CG	SHO	SV	IP	H	R	ER	HR	HB	BB	IB	SO	WP	BK
Allen	3-7	3.48	42	6	0	0	5	85.1	76	38	33	7	3	55	5	53	8	0
Barber	4-4	2.02	34	3	0	0	2	58	37	16	13	4	1	30	11	34	1	0
Clark	4-9	4.50	26	15	2	0	1	109.2	105	59	55	10	2	55	2	61	7	0
Doyle	0-0	0.00	2	0	0	0	0	2.1	2	0	0	0	0	3	0	4	0	1
Dukes	0-1	1.64	7	0	0	0	1	11	11	3	2	1	1	0	8	1	0	
Fisher	4-5	3.76	43	1	0	0	4	81.1	73	35	34	6	0	31	3	32	0	0
Foster	0-1	4.97	8	0	0	0	0	12.2	12	8	7	3	2	6	0	11	1	0
Lange	0-0	3.65	2	1	0	0	0	7.2	7	4	4	0	0	2	0	8	1	0
May	12-11	2.94	35	20	10	3	1	205.1	162	79	67	15	0	82	6	169	3	0
Messersmith	8-11	2.81	25	21	10	3	2	169.2	125	56	53	5	2	68	8	142	2	1
Murphy	0-0	5.40	6	0	0	1	0	10	13	6	6	0	0	8	1	2	1	0
Queen	0-0	4.35	17	0	0	0	0	31	31	17	15	2	3	19	1	19	1	0
Rose	1-4	4.22	16	4	0	0	0	42.2	49	25	20	9	0	19	5	39	0	1
Ryan	19-16	2.28	39	39	20	9★	0	284	166	80	72	14	10	157★	4	329★	18★	0
Sells	2-0	2.81	10	0	0	0	0	16	11	6	5	0	0	5	1	2	1	0
Wright	18-11	2.98	35	35	15	2	0	251	229	101	83	14	4	80	6	87	4	0
TOTALS	75-80	3.06	155	155	57	18	16	1377.2	1109	533	469	90	28	620	53	1000	49	3

WIN STREAK: 6, Sept. 24-30

LOSING STREAK: 6, July 16-21



Year-By-Year Statistical Review

1973 Angels Batting

PLAYER	AVG	G	AB	R	H	TB	2B	3B	HR	RBI	SH	SF	HP	BB	IBB	SO	SB	CS
Alomar	.238	136	470	45	112	121	7	1	0	28	12	3	0	34	1	44	25	10
Berry	.284	136	415	48	118	142	11	2	3	36	8	2	1	26	0	50	1	6
Brooks	.143	4	7	0	1	1	0	0	0	0	0	0	0	0	0	3	0	0
Chalk	.232	24	69	14	16	18	2	0	0	6	0	0	1	9	0	13	0	0
DaVanon	.245	41	49	6	12	15	3	0	0	2	0	0	0	3	0	9	1	2
Epstein	.215	91	312	30	67	103	8	2	8	32	0	2	5	34	2	54	0	0
Gallagher	.273	110	311	16	85	93	6	1	0	26	1	4	1	35	3	31	1	3
Grabarkewitz	.163	61	129	27	21	38	6	1	3	9	1	0	1	28	0	27	2	2
Howard	.095	8	21	2	2	2	0	0	0	1	0	1	0	1	0	6	0	0
Kusnyer	.125	41	64	5	8	10	2	0	0	3	0	1	0	2	0	12	0	1
Llenas	.269	78	130	16	35	39	1	0	1	25	2	4	1	10	0	16	0	0
McCraw	.265	99	264	25	70	86	7	0	3	24	0	1	2	30	1	42	3	2
Meoli	.223	120	305	36	68	88	12	1	2	23	3	5	0	31	1	38	2	4
Oliver	.265	151	544	51	144	224	24	1	18	89	0	4	5	33	7	100	1	1
Parker	.225	38	102	14	23	27	2	1	0	7	3	1	1	8	1	23	0	1
Pinson	.260	124	466	56	121	171	14	6	8	57	8	7	0	20	3	55	5	5
Rivers	.349	30	129	26	45	59	6	4	0	16	3	0	1	8	0	11	8	3
Robinson	.266	147	534	85	142	261	29	0	30	97	1	3	10	82	12	93	1	1
Sands	.273	17	33	5	9	16	2	1	1	5	0	0	0	5	1	10	0	0
Scheinblum	.328	77	229	28	75	98	10	2	3	21	2	1	1	35	6	27	0	0
Spencer	.241	29	87	10	21	35	4	2	2	11	1	1	1	9	1	9	0	0
Stanton	.235	119	306	41	72	109	9	2	8	34	2	2	2	27	2	88	3	3
Stelmaszek	.154	22	26	2	4	5	1	0	0	3	1	0	0	6	0	7	0	0
Stephenson	.246	60	122	9	30	38	5	0	1	9	2	0	1	7	1	7	0	0
Torborg	.220	102	255	20	56	66	7	0	1	18	7	1	0	21	0	32	0	2
Valentine	.302	32	126	12	38	50	5	2	1	13	3	2	0	5	0	9	6	1
TOTALS	.253	162	5505	629	1395	1915	183	29	93	595	60	45	34	509	42	816	59	47

1973 Angels Designated Hitters

PLAYER	AVG	G	AB	R	H	TB	2B	3B	HR	RBI	SH	SF	HP	BB	IBB	SO	SB	CS
Grabarkewitz	.091	5	22	2	2	5	0	0	1	1	1	0	0	2	0	5	0	1
Llenas	.125	3	8	2	1	1	0	0	0	0	0	0	0	2	0	2	0	0
McCraw	.297	9	37	2	11	17	0	0	2	4	0	0	0	2	0	4	0	0
Oliver	.200	11	40	3	8	13	0	1	1	8	0	0	2	2	1	5	0	0
Parker	.000	2	2	0	0	0	0	0	0	0	0	0	0	0	0	2	0	0
Robinson	.260	127	466	75	121	224	25	0	26	84	1	3	9	76	10	82	1	1
Scheinblum	.417	7	24	4	10	14	1	0	1	2	0	0	0	5	1	3	0	0
Spencer	.000	1	3	0	0	0	0	0	0	0	0	0	0	1	0	1	0	0
TOTALS	.254	162	602	88	153	274	26	1	31	99	2	3	11	90	12	104	1	2

1973 Angels Pitching

PITCHER	W-L	ERA	G	GS	CG	SHO	SV	IP	H	R	ER	HR	HB	BB	IB	SO	WP	BK
Allen	0-0	10.38	5	0	0	0	1	8.2	15	10	10	0	0	5	0	4	2	0
Barber	3-2	3.53	50	1	0	0	4	89.1	90	40	35	5	3	32	3	58	4	0
Hand	4-3	3.62	16	6	0	0	0	54.2	58	29	22	5	1	21	0	19	2	0
Hassler	0-4	3.69	7	4	1	0	0	31.2	33	23	13	0	3	19	0	19	2	1
Lange	2-1	4.44	17	4	1	0	0	52.2	61	30	26	9	1	21	2	27	1	0
May	7-17	4.38	34	28	10	4	0	185	177	101	90	20	3	80	9	134	6	3
Monteagudo	2-1	4.20	15	0	0	0	3	30	23	18	14	2	4	16	3	8	2	0
Perranoski	0-2	4.09	8	0	0	0	0	11	11	5	5	0	1	7	0	5	1	0
Ryan	21-16	2.87	41	39	26	4	1	326	238	113	104	18	7	162	2	383	15	0
Sells	7-2	3.71	51	0	0	0	10	68	72	30	28	2	5	35	6	25	8	1
Singer	20-14	3.22	40	40	19	2	0	315.2	280	124	113	15	9	130	5	241	7	1
Tanana	2-2	3.08	4	4	2	1	0	26.1	20	11	9	2	0	8	0	22	2	0
Wilshusen	0-0	81.00	1	0	0	0	0	1	0	3	3	0	1	2	0	0	0	0
Wright	11-19	3.68	37	36	13	1	0	257	273	120	105	26	3	76	0	65	4	0
TOTALS	79-83	3.57	162	162	72	13	19	1456.1	1351	657	577	104	41	614	30	1010	56	6

WIN STREAK: 5, May 12-16

LOSING STREAK: 5, May 6-11 & June 21-27

Year-By-Year Statistical Review



1974 Angels Batting

PLAYER	AVG	G	AB	R	H	TB	2B	3B	HR	RBI	SH	SF	HP	BB	IBB	SO	SB	CS
Alomar	.222	46	54	12	12	14	0	1	0	1	1	0	0	2	0	8	2	0
Balaz	.238	14	42	4	10	13	0	0	1	5	1	0	1	2	0	10	0	0
Bachte	.270	57	196	24	53	74	4	1	5	26	4	2	1	18	0	23	6	3
Chalk	.252	133	465	44	117	147	9	3	5	31	9	4	7	30	1	57	10	10
Doherty	.256	74	223	20	57	82	14	1	3	15	4	1	0	8	1	13	2	1
Doyle	.260	147	511	47	133	159	19	2	1	34	9	2	1	25	2	49	6	7
Egan	.117	43	94	4	11	11	0	0	0	4	6	0	1	8	0	40	1	0
Epstein	.161	18	62	10	10	24	2	0	4	6	0	0	1	10	0	13	0	0
Heise	.267	29	75	7	20	27	7	0	0	6	3	0	0	5	0	10	0	1
Howard	.231	22	39	5	9	11	0	1	0	5	1	0	0	2	0	1	1	0
Lahoud	.271	127	325	46	88	149	16	3	13	44	1	1	3	47	3	57	4	5
Llenas	.261	72	138	16	36	48	6	0	2	17	1	7	0	11	1	19	0	0
McCraw	.286	56	119	21	34	51	8	0	3	17	0	1	0	12	2	13	2	1
Meoll	.244	36	90	9	22	24	2	0	0	3	2	0	0	8	0	10	2	4
Nettles	.274	56	175	27	48	52	4	0	0	8	2	0	0	16	0	38	20	11
Oliver	.248	110	359	22	89	124	9	1	8	55	0	6	1	16	2	51	2	1
Ramirez	.163	31	86	4	14	14	0	0	0	7	4	1	0	6	0	23	2	1
Rivers	.285	118	466	69	133	183	19	11*	3	31	11	1	1	39	0	47	30	13
Robinson	.251	129	427	75	107	197	26	2	20	63	1	5	10	75	14	85	5	1
Rodriguez	.253	140	395	48	100	141	20	0	7	36	8	4	9	69	6	56	4	5
Sands	.193	43	83	6	16	30	2	0	4	13	0	1	1	23	2	17	0	0
Schaal	.248	53	165	10	41	52	5	0	2	20	0	0	0	18	1	27	2	2
Scheinblum	.154	10	26	1	4	4	0	0	0	2	0	0	0	1	0	2	0	0
Stanton	.267	118	415	48	111	169	21	2	11	62	6	5	5	33	3	107	10	8
Valentine	.261	117	371	39	97	122	10	3	3	39	8	7	3	25	0	25	8	5
TOTALS	.254	162	5401	618	1372	1922	203	31	95	550	82	48	45	509	38	801	119	79

1974 Angels Designated Hitters

PLAYER	AVG	G	AB	R	H	TB	2B	3B	HR	RBI	SH	SF	HP	BB	IBB	SO	SB	CS
Alomar	.000	1	1	0	0	0	0	0	0	0	0	0	0	0	0	1	0	0
Doherty	.000	2	3	0	0	0	0	0	0	0	0	0	0	0	0	1	0	0
Howard	.000	3	3	1	0	0	0	0	0	0	0	0	0	0	0	0	0	0
Lahoud	.214	10	28	1	6	8	2	0	0	0	0	0	0	6	0	7	2	1
Llenas	.160	10	25	2	4	5	1	0	0	2	0	2	0	4	0	3	0	0
McCraw	.200	2	5	1	1	1	0	0	0	0	0	0	0	0	0	0	0	0
Oliver	.667	1	3	0	2	2	0	0	0	2	0	0	1	0	0	0	0	0
Robinson	.252	119	424	75	107	197	26	2	20	63	1	5	10	73	10	84	5	1
Rodriguez	1.000	1	1	0	1	2	1	0	0	1	0	0	0	0	0	0	0	0
Sands	.185	21	65	4	12	22	1	0	3	9	0	1	0	15	1	14	0	0
Scheinblum	.000	1	1	0	0	0	0	0	0	0	0	0	0	0	0	0	0	0
Valentine	.308	4	13	1	4	5	1	0	0	1	0	0	0	3	0	0	1	0
TOTALS	.240	163	572	85	137	242	32	2	23	78	1	8	11	101	11	110	8	2

1974 Angels Pitching

PITCHER	W-L	ERA	G	GS	CG	SHO	SV	IP	H	R	ER	HR	HB	BB	IB	SO	WP	BK
Cumberland	0-1	3.74	17	0	0	0	0	21.2	24	9	9	2	0	10	2	12	0	0
Dobson	2-3	5.70	5	5	2	0	0	30	39	19	19	3	0	13	1	16	3	0
Figueroa	2-8	3.67	25	12	5	1	0	105.1	119	46	43	3	4	36	2	49	0	1
Gilbreth	0-0	13.50	3	0	0	0	0	1.1	2	2	2	0	0	1	0	0	0	0
Hassler	7-11	2.61	23	22	10	2	1	162	132	64	47	10	9	79	2	76	7	1
Kirkwood	0-0	8.59	3	0	0	0	0	7.1	12	8	7	0	0	6	0	4	1	0
Lange	3-8	3.80	21	18	1	0	0	113.2	111	63	48	10	4	47	0	57	3	1
Lockwood	2-5	4.32	37	2	0	0	1	81.1	81	42	39	8	5	32	4	39	3	1
May	0-1	7.00	18	3	0	0	2	27	29	24	21	2	1	10	0	12	4	0
Pena	0-0	0.00	4	0	0	0	3	8	6	0	0	0	0	1	0	5	0	0
Pina	1-2	2.31	11	0	0	0	0	11.2	9	3	3	1	0	3	2	6	2	0
Quintana	2-1	4.26	18	0	0	0	0	12.2	17	6	6	0	0	14	1	11	0	0
Raziano	1-2	6.48	13	0	0	0	1	16.2	15	14	12	1	0	8	1	9	0	0
Ryan	22-16	2.89	42	41	26	3	0	332.2*	221	127	107	18	9	202*	3	367*	9	0
Sanders	0-0	2.79	9	0	0	0	1	9.2	10	5	3	0	0	3	0	4	1	0
Sells	2-3	3.69	20	0	0	0	2	39	48	19	16	3	3	16	0	14	3	0
Selma	2-2	5.09	18	0	0	0	1	23	22	13	13	2	1	17	2	15	4	0
Singer	7-4	2.98	14	14	8	0	0	108.2	102	48	36	3	1	43	0	77	4	1
Stoneman	1-8	6.14	13	11	0	0	0	58.2	78	41	40	8	2	31	0	33	2	0
Tanana	14-19	3.12	39	35	12	4	0	268.2	262	104	93	27	8	77	4	180	4	2
TOTALS	68-94	3.52	162	162	64	13	12	1439	1339	657	564	101	47	649	24	986	50	7

WIN STREAK: 6, April 29-May 5

LOSING STREAK: 11, June 30-July 10

A Year-By-Year Statistical Review

1975 Angels Batting

PLAYER	AVG	G	AB	R	H	TB	2B	3B	HR	RBI	SH	SF	HP	BB	IBB	SO	SB	CS
Allietta	.178	21	45	4	8	12	1	0	1	2	1	0	0	1	1	6	0	0
Balaz	.242	45	120	10	29	42	8	1	1	10	1	1	0	5	0	25	0	0
Bochte	.285	107	375	41	107	141	19	3	3	48	3	3	2	45	5	43	3	4
Briggs	.226	13	31	3	7	11	1	0	1	3	1	0	0	2	0	6	0	2
Chalk	.273	149	513	59	140	177	24	2	3	56	11	9	2	66	4	49	6	9
Collins	.266	93	319	41	85	115	13	4	3	29	3	3	1	36	1	55	24	10
Dade	.200	11	30	5	6	10	4	0	0	1	0	0	0	6	0	7	0	0
Doherty	.202	30	94	7	19	25	3	0	1	12	2	1	0	8	1	12	1	1
Doyle	.067	8	15	0	1	1	0	0	0	0	0	0	0	5	0	14	0	0
Egan	.229	28	70	7	16	21	3	1	0	3	4	0	0	5	0	14	0	0
Etchebarren	.280	31	100	10	28	39	0	1	3	17	1	1	0	14	0	19	1	0
Garrett	.262	37	107	17	28	51	5	0	6	18	1	1	0	14	0	28	3	0
Goodwin	.100	4	10	0	1	1	0	0	0	0	0	0	0	0	0	5	0	0
Hampton	.152	31	66	8	10	13	3	0	0	4	3	0	1	7	0	19	0	0
Harper	.239	89	285	40	68	89	10	1	3	31	4	3	2	38	5	51	19	8
Jackson	.231	13	39	2	9	11	2	0	0	2	2	0	0	2	0	10	1	1
Lahoud	.214	76	192	21	41	69	6	2	6	33	2	1	1	48	2	33	2	1
Lenas	.186	56	113	6	21	25	4	0	0	11	4	1	0	10	0	11	0	1
Meoli	.214	70	126	12	27	31	2	1	0	6	2	0	0	15	0	20	3	0
Miley	.174	70	224	17	39	58	3	2	4	26	7	2	1	16	1	54	0	1
Nettles	.231	112	294	50	68	79	11	0	0	23	3	1	1	26	2	57	22	15
Ramirez	.240	44	100	10	24	30	4	1	0	4	2	0	0	11	0	22	9	6
Remy	.258	147	569	82	147	177	17	5	1	46	12	3	0	45	1	55	34	21*
Rivers	.284	155	616	70	175	221	17	13*	1	53	7	4	2	43	5	42	70*	14
Rodriguez	.235	90	226	20	53	68	6	0	3	27	9	3	6	49	0	37	2	2
Smith	.203	59	143	10	29	36	5	1	0	14	3	1	0	12	0	27	1	3
Stanton	.261	137	440	67	115	183	20	3	14	82	8	4	6	52	4	85	18	6
Sudakis	.121	30	58	4	7	12	2	0	1	6	0	2	1	12	3	15	1	1
Valentine	.281	26	57	5	16	18	2	0	0	5	1	3	1	4	0	3	0	2
TOTALS	.246	161	5377	628	1324	1766	195	41	55	572	97	47	27	593	35	611	220	108

1975 Angels Designated Hitters

PLAYER	AVG	G	AB	R	H	TB	2B	3B	HR	RBI	SH	SF	HP	BB	IBB	SO	SB	CS
Balaz	.188	11	32	2	6	8	2	0	0	3	0	1	0	0	0	2	0	0
Bochte	.200	1	5	0	1	1	0	0	0	2	0	0	0	0	0	2	0	0
Briggs	.000	2	2	0	0	0	0	0	0	0	0	0	0	0	0	1	0	0
Collins	.222	12	36	4	8	14	0	0	2	9	0	1	0	6	1	5	1	0
Dade	.100	7	20	2	2	3	1	0	0	0	0	0	0	4	0	6	0	0
Doherty	.000	1	3	0	0	0	0	0	0	0	0	0	0	0	0	2	0	0
Garrett	.265	23	68	10	18	33	3	0	4	10	1	1	0	9	0	14	3	0
Goodwin	.111	3	9	0	1	1	0	0	0	0	0	0	0	0	0	4	0	0
Harper	.248	57	206	26	51	69	7	1	3	25	2	3	11	23	3	38	16	6
Lahoud	.223	35	103	16	23	39	5	1	3	19	1	1	0	30	2	15	1	0
Lenas	.176	6	17	0	3	4	1	0	0	1	0	0	0	2	0	1	0	0
Jackson	.000	1	1	0	0	0	0	0	0	0	0	0	0	0	0	1	0	0
Meoli	.000	3	0	1	0	0	0	0	0	0	0	0	0	0	0	0	1	0
Nettles	.375	9	8	5	3	4	1	0	0	3	1	1	0	2	0	1	1	0
Ramirez	.000	1	0	0	0	0	0	0	0	0	0	0	0	0	0	0	0	0
Rivers	.000	1	1	1	0	0	0	0	0	0	0	0	0	0	0	0	0	0
Smith	.000	4	0	2	0	0	0	0	0	0	0	0	0	0	0	0	0	0
Stanton	.000	1	0	0	0	0	0	0	0	0	0	0	0	0	0	0	0	0
Sudakis	.118	13	34	3	4	8	1	0	1	4	0	2	1	11	3	8	1	1
Valentine	.294	13	34	3	10	11	1	0	0	4	1	3	1	3	0	2	0	2
TOTALS	.261	161	498	74	130	196	22	2	13	80	6	13	3	90	9	102	24	9

1975 Angels Pitching

PITCHER	W-L	ERA	G	GS	CG	SHO	SV	IP	H	R	ER	HR	HB	BB	SO	WP	BK	
Blatner	0-0	6.23	2	0	0	0	0	4.1	9	5	3	0	0	1	0	5	1	0
Brewer	1-0	1.82	21	0	0	0	5	34.2	38	9	7	2	0	11	1	22	2	0
Doobson	0-2	6.75	9	2	0	0	0	28	30	26	21	5	2	13	1	14	4	0
Figueroda	16-13	2.91	33	32	16	2	0	244.2	213	96	79	14	5	84	6	139	5	2
Hassler	3-12	5.94	30	18	6	1	0	133.1	158	94	88	12	6	53	0	82	10	0
Hockenberry	0-5	5.27	16	4	0	0	1	41	48	27	24	3	3	19	2	15	3	0
Hudson	0-1	9.53	3	1	0	0	0	5.2	7	6	6	0	0	4	0	0	0	0
Kirkwood	6-5	3.11	44	2	0	0	7	84	85	38	29	6	0	28	2	49	1	0
Lange	-4-6	5.21	30	8	1	0	1	102	119	70	59	12	1	53	3	45	3	1
Monge	0-2	4.18	4	2	2	0	0	23.2	22	12	11	3	1	10	0	17	2	0
Pachwa	1-0	3.86	4	3	0	0	0	16.1	23	7	7	0	0	10	0	3	1	0
Pena	0-2	2.13	7	0	0	0	0	12.2	13	3	3	0	0	8	1	4	1	0
Quintana	0-2	6.43	4	0	0	0	0	7	13	6	5	2	0	6	1	5	0	0
Ross	0-1	5.40	1	1	0	0	0	5	6	3	3	1	0	1	1	4	0	0
Ryan	14-12	3.45	28	28	10	5	0	198	152	90	76	13	7	132	0	186	12	0
Scott	-4-2	3.29	50	0	0	0	1	68.1	59	34	25	8	1	18	5	31	2	0
Sells	0-0	8.64	4	0	0	0	0	8.1	9	10	8	3	0	8	1	7	1	0
Singer	7-15	4.98	29	27	8	0	1	179	171	107	99	18	6	81	5	78	6	1
Tanana	16-9	2.62	34	33	16	5	0	257.1	211	80	75	21	7	73	6	269*	8	1
TOTALS	72-89	3.89	161	161	59	19	16	1453.1	1386	723	628	123	39	613	35	975	62	5

WIN STREAK: 4, May 16-19; June 4-7

LOSING STREAK: 7, June 23-29

Year-By-Year Statistical Review



1976 Angels Batting

PLAYER	AVG	G	AB	R	H	TB	2B	3B	HR	RBI	SH	SF	HP	BB	IBB	SO	SB	CS
Alvarez	.167	14	42	4	7	14	1	0	2	8	0	0	0	0	0	3	0	0
Bochte	.258	146	466	53	120	145	17	1	2	49	6	5	2	64	11	53	4	5
Bonds	.265	99	378	48	100	146	10	3	10	54	0	5	3	41	6	90	30	15
Briggs	.214	77	248	19	53	73	13	2	1	14	2	2	1	13	3	47	0	3
Chalk	.217	142	438	39	95	113	14	1	0	33	12	3	10	49	3	62	0	0
Collins	.263	99	365	45	96	122	12	1	4	28	7	1	0	40	2	55	32	19
Dade	.111	13	9	2	1	1	0	0	0	1	0	0	0	3	0	3	0	0
Davis	.265	72	219	16	58	72	5	0	3	26	0	2	1	15	3	18	0	1
Easler	.241	21	54	6	13	16	1	1	0	4	1	2	0	2	1	11	1	1
Etchebarren	.227	103	247	15	56	67	9	1	0	21	6	0	4	24	0	37	0	2
Garrett	.125	29	48	4	6	9	3	0	0	3	0	1	0	5	0	16	0	0
Guerrero	.284	83	268	24	76	91	12	0	1	18	5	5	3	7	2	12	0	0
Hampton	.000	3	2	0	0	0	0	0	0	0	0	0	0	0	0	0	0	0
Herrmann	.174	29	46	5	8	17	3	0	2	8	2	1	0	7	2	8	0	0
Humphrey	.245	71	196	17	48	61	10	0	1	19	4	2	5	13	0	30	0	1
Jackson	.227	127	410	44	93	141	18	3	8	40	4	3	7	30	1	58	5	4
Jones	.211	78	166	22	35	59	6	0	6	17	4	2	1	14	3	30	3	0
Lahoud	.177	42	96	8	17	21	4	0	0	4	0	0	2	18	1	16	0	0
Lopez	.000	9	10	1	0	0	0	0	0	0	0	0	0	2	0	3	2	0
Melton	.208	118	341	31	71	112	17	3	6	42	2	3	2	44	2	53	2	0
Miley	.184	14	38	4	7	9	2	0	0	4	1	1	0	4	1	8	1	0
Nordbrook	.000	5	8	1	0	0	0	0	0	0	1	0	0	1	0	3	1	0
Ramirez	.200	30	70	3	14	15	1	0	0	5	7	0	0	6	0	11	3	2
Remy	.263	143	502	64	132	152	14	3	0	28	13	4	0	38	1	43	35	16
Scott	.000	35	0	1	0	0	0	0	0	0	0	0	0	0	0	0	0	0
Smith	.375	13	8	0	3	3	0	0	0	0	1	0	0	0	0	2	0	0
Solaíta	.270	63	215	25	58	94	9	0	9	33	1	2	0	34	3	44	1	1
Stanton	.190	93	231	12	44	65	13	1	2	25	5	3	1	24	1	57	2	6
Torres	.205	120	264	37	54	94	16	3	6	27	8	1	0	36	3	39	4	4
TOTALS	.235	162	5385	550	1265	1710	210	23	63	511	92	48	42	534	49	812	126	80

1976 Angels Designated Hitters

PLAYER	AVG	G	AB	R	H	TB	2B	3B	HR	RBI	SH	SF	HP	BB	IBB	SO	SB	CS
Alvarez	.200	2	5	2	1	4	0	0	1	3	0	0	0	0	0	0	0	0
Bochte	.000	1	1	0	0	0	0	0	0	0	0	0	0	0	0	1	0	0
Bonds	.000	1	3	0	0	0	0	0	0	0	0	0	0	1	0	1	0	0
Briggs	.000	1	0	0	0	0	0	0	0	0	0	0	0	0	0	0	0	0
Collins	.290	22	93	11	27	36	6	0	1	5	1	0	0	3	0	20	8	4
Dade	.000	1	0	0	0	0	0	0	0	0	0	0	0	0	0	0	0	0
Davis	.250	54	200	16	50	64	5	0	3	19	0	1	0	15	3	17	1	1
Easler	.224	16	49	5	11	12	1	0	0	4	1	2	0	2	1	9	1	0
Garrett	.083	4	12	1	1	2	1	0	0	1	0	0	0	2	0	6	0	0
Guerrero	.182	7	22	0	4	5	1	0	0	2	0	1	1	1	0	1	0	0
Jackson	.391	6	23	3	9	12	3	0	0	3	1	0	0	0	0	2	0	1
Jones	.000	2	1	0	0	0	0	0	0	0	1	0	0	0	0	0	0	0
Lahoud	.444	3	9	1	4	6	2	0	0	2	0	0	0	3	0	1	0	0
Lopez	.000	1	0	0	0	0	0	0	0	0	0	0	0	1	0	0	0	0
Melton	.207	51	169	17	35	60	9	2	4	26	1	2	2	25	2	27	1	0
Nordbrook	.000	1	0	0	0	0	0	0	0	0	0	0	0	0	0	0	0	0
Remy	.000	5	0	0	0	0	0	0	0	0	0	0	0	0	0	0	0	1
Smith	.000	1	0	0	0	0	0	0	0	0	0	0	0	0	0	0	0	0
Solaíta	.375	7	24	5	9	16	1	0	2	6	0	0	0	5	0	6	0	0
Stanton	.571	4	7	2	4	9	0	1	1	6	1	0	0	0	0	2	0	0
Tanana	.000	1	0	0	0	0	0	0	0	0	0	0	0	0	0	0	0	0
Torres	.000	6	0	3	0	0	0	0	0	0	0	0	0	0	0	0	0	0
TOTALS	.251	162	618	66	155	226	29	3	12	77	6	6	3	58	6	93	12	7

1976 Angels Pitching

PITCHER	W-L	ERA	G	GS	CG	SHO	SV	IP	H	R	ER	HR	HB	BB	IB	SO	WP	BK
Brewer	3-1	2.70	13	0	0	0	2	20	20	7	6	0	0	6	0	16	0	0
Drago	7-8	4.42	43	0	0	0	6	79.1	80	42	39	7	5	31	8	43	3	0
Dunning	0-0	7.50	4	0	0	0	0	6	9	9	5	2	0	6	1	4	0	0
Hartzell	7-4	2.77	37	15	7	2	2	166	166	64	51	6	10	43	5	51	3	0
Hassler	0-6	5.13	14	4	0	0	0	47.1	50	31	27	3	0	17	2	16	1	0
Kirkwood	6-12	4.62	28	26	4	0	0	157.2	167	91	81	12	1	57	9	78	4	0
Monge	6-7	3.37	32	13	2	0	0	117.2	108	50	44	10	1	49	0	53	4	0
Overy	0-2	6.14	5	0	0	0	0	7.1	6	5	5	1	1	3	1	8	0	0
Ross	8-16	3.00	34	31	7	2	0	225	224	89	75	12	5	58	5	100	0	0
Ryan	17-18★	3.36	39	39	21	7★	0	284.1	193	117	106	13	5	183★	2	327★	5	2
Scott	3-0	3.23	33	0	0	0	3	39	47	17	14	3	0	12	4	10	1	0
Tanana	19-10	2.43	34	34	23	2	0	288.1	212	88	78	24	9	73	5	261	5	0
Verhoeven	0-2	3.38	21	0	0	0	4	37.1	35	15	14	2	0	14	8	23	1	0
Wheelock	0-0	27.00	2	0	0	0	0	2	6	6	6	0	1	1	0	2	0	0
TOTALS	76-86	3.36	162	162	64	15	17	1477.1	1323	631	551	95	38	553	50	992	27	2

WIN STREAK: 4, four times

LOSING STREAK: 6, April 21-30

Year-By-Year Statistical Review

1977 Angels Batting

PLAYER	AVG	G	AB	R	H	TB	2B	3B	HR	RBI	SH	SF	HP	BB	IBB	SO	SB	CS
Aikens	.198	42	91	5	18	22	4	0	0	6	0	0	0	10	2	23	1	2
Baylor	.251	154	561	87	141	243	27	0	25	75	2	8	12	62	7	76	26	12
Bochte	.290	25	100	12	29	39	4	0	2	8	1	0	0	7	0	4	3	2
Bonds	.264	158	592	103	156	308	23	9	37	115	1	10	2	74	5	141	41	18
Bosley	.297	58	212	19	63	77	10	2	0	19	4	2	1	16	0	32	5	4
Briggs	.162	59	74	6	12	17	2	0	1	4	0	1	0	8	1	14	0	0
Chalk	.277	149	519	58	144	184	27	2	3	45	9	6	5	52	2	69	12	8
Etchebarren	.254	80	114	11	29	35	2	2	0	14	3	2	0	12	0	19	3	1
Flores	.278	104	342	41	95	125	19	4	1	26	6	0	1	23	2	39	12	10
Goodwin	.209	35	91	5	19	30	6	1	1	8	0	0	0	5	1	19	0	0
Grieh	.243	52	181	24	44	71	6	0	7	23	3	3	1	37	4	40	6	6
Guerrero	.283	86	244	17	69	84	8	2	1	28	2	2	0	4	1	16	0	0
Hampton	.295	52	44	5	13	23	1	0	3	9	0	0	1	2	0	10	0	0
Humphrey	.227	123	304	17	69	86	11	0	2	34	7	3	4	21	0	58	1	1
Jackson	.243	106	292	38	71	114	15	2	8	28	3	2	1	24	2	42	3	2
Jones	.176	14	17	3	3	6	0	0	1	3	0	1	0	4	0	5	0	0
Kingman	.194	10	36	4	7	15	2	0	2	4	1	0	1	1	0	16	0	0
Landreaux	.250	23	76	6	19	26	5	1	0	5	0	0	0	5	1	15	1	1
May	.333	11	18	0	6	6	0	0	0	1	0	0	0	5	0	1	0	0
Mulliniks	.269	78	271	36	73	99	13	2	3	21	8	0	1	23	2	36	1	1
Nolan	.000	6	0	1	0	0	0	0	0	0	0	0	0	0	0	0	0	0
Ramirez	.077	25	13	6	1	1	0	0	0	0	0	0	0	0	0	3	1	0
Remy	.252	154	575	74	145	196	19	10	4	44	19	4	2	59	2	59	41	17
Rudi	.264	64	242	48	64	120	13	2	13	53	2	2	4	22	4	48	1	0
Solaita	.241	116	324	40	78	135	15	0	14	53	2	4	0	56	6	77	1	3
Torres	.156	58	77	9	12	24	1	1	3	10	1	1	0	10	0	18	0	1
TOTALS	.255	162	5410	675	1380	2086	233	40	131	636	74	51	36	542	42	880	159	89

1977 Angels Designated Hitters

PLAYER	AVG	G	AB	R	H	TB	2B	3B	HR	RBI	SH	SF	HP	BB	IBB	SO	SB	CS
Aikens	.222	13	36	5	8	9	1	0	0	1	0	0	0	5	1	11	1	0
Baylor	.259	61	220	42	57	108	15	0	12	34	1	3	3	36	3	31	12	7
Bochte	.800	1	5	0	4	5	1	0	0	0	0	0	0	0	0	0	0	1
Bonds	.217	18	69	10	15	31	2	1	4	11	0	0	0	8	0	19	5	2
Flores	.313	8	16	4	5	6	1	0	0	1	0	0	0	3	1	3	1	2
Goodwin	.228	23	79	5	18	29	6	1	1	8	0	0	0	5	1	14	0	0
Guerrero	.227	19	66	5	15	21	1	1	1	8	0	1	0	3	1	5	0	0
Hampton	.000	2	4	0	0	0	0	0	0	0	0	0	0	0	0	1	0	0
Jackson	.208	20	53	6	11	16	2	0	1	3	1	0	0	9	2	7	1	0
Jones	.167	6	12	3	2	5	0	0	1	2	0	0	0	3	0	3	0	0
May	.000	1	3	0	0	0	0	0	0	0	0	0	0	1	0	0	0	0
Ramirez	.000	1	0	0	0	0	0	0	0	0	0	0	0	0	0	0	0	0
Rudi	.222	3	9	1	2	6	1	0	1	1	0	0	0	0	0	5	0	0
Solaita	.300	6	20	2	6	9	0	0	1	4	1	0	0	0	0	5	0	0
TOTALS	.242	162	592	83	143	245	30	3	22	73	3	4	3	73	9	104	20	12

1977 Angels Pitching

PITCHER	W-L	ERA	G	GS	CG	SHO	SV	IP	H	R	ER	HR	HB	BB	IB	SO	WP	BK
Barlow	4-2	4.58	20	1	0	0	1	59	53	33	30	3	4	27	6	25	1	1
Brett	7-10	4.25	21	21	5	0	0	142	157	73	67	15	3	38	0	41	4	1
Cneira	2-2	4.08	6	4	0	0	0	28.2	27	15	13	5	0	16	2	17	1	1
Cuellar	0-1	18.90	2	1	0	0	0	3.1	9	7	7	2	0	3	1	3	0	0
Drago	0-1	3.00	13	0	0	0	2	21	22	8	7	3	0	3	2	15	1	0
Hartzell	8-12	3.57	41	23	6	0	4	189.1	200	92	75	14	4	38	6	79	5	1
Kirkwood	1-0	5.09	13	0	0	0	1	17.2	20	12	10	3	0	9	3	10	1	0
Kuhajula	0-0	15.63	3	1	0	0	0	6.1	15	11	11	1	0	7	0	3	2	0
LaRoche	6-5	3.10	46	0	0	0	13	81.1	64	31	28	8	2	37	8	61	0	0
Miller	4-4	3.02	41	0	0	0	4	92.1	81	35	31	10	0	30	7	49	2	0
Monge	0-1	2.92	4	0	0	0	1	12.1	14	6	4	2	0	6	0	4	0	0
Moore	0-2	3.97	7	3	0	0	0	22.2	28	19	10	7	3	10	1	14	0	0
Nolan	0-3	8.84	5	5	0	0	0	18.1	31	19	18	5	0	2	0	4	0	0
Ross	2-4	5.55	14	12	0	0	0	58.1	83	41	36	10	2	11	1	30	2	0
Ryan	19-16	2.77	37	37	22*	4	0	299	198	110	92	12	9	204*	7	341*	21*	3
Scott	0-2	5.63	12	0	0	0	0	16	19	16	10	1	0	4	2	5	0	0
Simpson	6-12	5.83	27	23	0	0	0	122	154	90	79	14	7	62	3	55	8	0
Tanana	15-9	2.54	31	31	20	7*	0	241.1	201	72	68	19	12	61	2	205	8	1
Verhoeven	0-2	3.86	3	0	0	0	0	4.2	4	3	2	0	1	4	1	3	0	0
Walker	0-0	9.00	1	0	0	0	0	2	3	2	2	2	0	0	0	1	0	0
TOTALS	74-88	3.76	162	162	53	13	26	1437.2	1383	695	600	136	47	572	52	965	56	8

WIN STREAK: 4, April 28-May 1

LOSING STREAK: 6, Sept. 21-27

Year-By-Year Statistical Review



1978 Angels Batting

PLAYER	AVG	G	AB	R	H	TB	2B	3B	HR	RBI	SH	SF	HP	BB	IBB	SO	SB	CS
Anderson	.194	48	108	6	21	28	7	0	0	7	7	1	0	11	1	16	0	0
Baylor	.255	158	591	103	151	279	26	0	34	99	0	12★	18★	56	9	71	22	9
Bostock	.296	147	568	74	168	215	24	4	5	71	4	4	2	59	8	36	15	12
Chalk	.253	135	470	42	119	134	12	0	1	34	11	1	7	38	0	34	5	8
Downing	.255	133	412	42	105	141	15	0	7	46	4	2	6	52	2	47	3	2
Fairly	.217	91	235	23	51	86	5	0	10	40	2	5	1	25	2	31	0	1
Goodwin	.276	24	58	9	16	27	5	0	2	10	0	1	0	10	0	13	0	0
Grich	.251	144	487	68	122	160	16	2	6	42	19	3	7	75	1	83	4	3
Hampton	.214	19	14	2	3	8	0	1	1	4	0	0	0	2	0	7	1	0
Humphrey	.219	53	114	11	25	34	4	1	1	9	2	3	2	6	0	12	0	1
Jackson	.297	105	387	49	115	163	18	6	6	57	2	4	9	16	1	31	2	3
Landreaux	.223	93	260	37	58	90	7	5	5	23	1	0	2	20	4	20	7	3
Lansford	.294	121	453	63	133	184	23	2	8	52	5	7	4	31	2	67	20	9
Machemer	.273	10	22	6	6	10	1	0	1	2	1	0	0	2	0	1	0	1
Miller	.263	132	475	66	125	161	25	4	1	37	10	4	4	54	1	70	3	13
Mulliniks	.185	50	119	6	22	30	3	1	1	6	0	2	1	8	0	23	2	0
Rettenmund	.269	50	108	16	29	39	5	1	1	14	1	1	2	30	0	13	0	3
Rudi	.256	133	497	58	127	207	27	1	17	79	3	6	2	28	4	82	2	1
Solaíta	.223	60	94	10	21	27	3	0	1	14	0	0	0	16	3	25	0	0
TOTALS	.259	162	5472	691	1417	2023	226	28	108	646	72	56	67	539	38	682	86	69

1978 Angels Designated Hitters

PLAYER	AVG	G	AB	R	H	TB	2B	3B	HR	RBI	SH	SF	HP	BB	IBB	SO	SB	CS
Baylor	.249	102	386	65	96	174	18	0	20	64	0	8	9	35	6	52	12	5
Bostock	.250	1	4	0	1	1	0	0	0	0	0	0	0	0	0	0	0	0
Chalk	.000	1	0	0	0	0	0	0	0	0	1	0	0	0	0	0	0	0
Downing	.167	2	6	1	1	4	0	0	1	1	0	0	0	2	0	2	0	0
Fairly	.231	5	13	2	3	9	0	0	2	5	0	0	0	1	0	2	0	0
Goodwin	.275	15	51	8	14	24	4	0	2	9	0	1	0	9	0	11	0	0
Hampton	.250	4	8	1	2	5	0	0	1	2	0	0	0	2	0	5	1	0
Jackson	.000	1	0	0	0	0	0	0	0	0	0	0	1	0	0	0	0	0
Landreaux	.000	1	0	0	0	0	0	0	0	0	0	0	0	0	0	0	0	0
Lansford	.400	1	5	1	2	5	0	0	1	1	0	0	0	0	0	0	0	0
Mulliniks	.000	2	0	2	0	0	0	0	0	0	0	0	0	0	0	0	0	0
Rettenmund	.255	18	47	8	12	15	1	1	0	4	1	0	1	12	0	5	0	1
Rudi	.095	11	42	0	4	4	0	0	0	0	0	0	0	3	0	14	0	0
Solaíta	.238	18	42	8	10	15	2	0	1	6	0	0	0	7	2	12	0	0
TOTALS	.240	162	604	96	145	256	25	1	28	92	2	9	11	71	8	103	13	6

1978 Angels Pitching

PITCHER	W-L	ERA	G	GS	CG	SHO	SV	IP	H	R	ER	HR	HB	BB	IB	SO	WP	BK
Aase	11-8	4.03	29	29	6	1	0	178.2	185	88	80	14	2	80	4	93	3	0
Barlow	0-0	4.50	1	0	0	0	0	2	3	1	1	0	0	0	0	1	0	0
Brett	3-5	4.95	31	10	1	1	1	100	60	55	12	1	42	5	43	1	2	
Caneira	0-0	7.04	2	2	0	0	0	7.2	8	6	2	0	3	0	0	0	0	0
Fitzmorris	1-0	1.71	9	2	0	0	0	31.2	26	9	6	2	0	14	3	8	0	0
Frost	5-4	2.58	11	10	2	1	0	80.1	71	24	23	6	2	24	3	30	3	0
Griffin	3-4	4.02	24	4	0	0	0	56	63	39	25	8	1	31	2	35	2	0
Hartzell	6-10	3.44	54	12	5	0	6	157	168	67	60	8	5	41	9	55	5	1
Knapp	14-8	4.21	30	29	6	0	0	188.1	178	94	88	25	2	67	6	126	3	0
LaRoche	10-9	2.82	59	0	0	0	25	95.2	73	35	30	7	2	48	11	70	0	0
Miller	6-2	2.66	41	0	0	0	1	84.2	85	29	25	3	5	41	3	34	1	1
Ryan	10-13	3.72	31	31	14	3	0	234.2	183	106	97	12	3	148★	7	260★	13★	2
Tanana	18-12	3.65	33	33	10	4	0	239	239	108	97	26	9	60	7	137	5	8★
TOTALS	87-75	3.65	162	162	44	13	33	1455.2	1382	666	590	125	32	599	60	892	36	14

WIN STREAK: 4, seven times

LOSING STREAK: 7, May 27-June 3

Year-By-Year Statistical Review

1979 Angels Batting

PLAYER	AVG	G	AB	R	H	TB	2B	3B	HR	RBI	SH	SF	HP	BB	IBB	SO	SB	CS
Aikens	.280	116	379	59	106	187	18	0	21	81	0	6	1	61	8	79	1	3
Anderson	.248	96	234	33	58	82	13	1	3	23	9	3	1	17	0	31	3	2
Baylor	.296	162★	628	120★	186	333	33	3	36	139★	0	12	11	71	6	51	22	12
Campaneris	.234	85	239	27	56	68	4	4	0	15	11	2	2	19	0	32	12	4
Carew	.318	110	409	78	130	160	15	3	3	44	8	3	0	73	7	46	18	8
Clark	.296	19	54	8	16	25	2	2	1	5	1	0	0	5	0	11	1	1
Davis	.250	43	56	9	14	18	2	1	0	2	1	0	0	4	0	7	1	0
Donohue	.224	38	107	13	24	38	3	1	3	14	1	0	2	3	0	29	2	0
Downing	.326	148	509	87	166	235	27	3	12	75	3	2	5	77	4	57	3	3
Ford	.290	142	569	100	165	264	26	5	21	101	3	13★	3	40	0	86	8	5
Garr	.125	6	24	0	3	3	0	0	0	0	0	0	0	0	0	3	0	0
Grich	.294	153	534	78	157	287	30	5	30	101	12	2	2	59	10	84	1	0
Hampton	.400	4	5	0	2	2	0	0	0	0	0	0	0	0	0	1	0	0
Harlow	.233	62	159	22	37	49	8	2	0	14	1	0	2	25	0	34	1	3
Harper	.000	1	2	0	0	0	0	0	0	0	0	0	0	0	0	1	0	0
Harris	.000	1	2	0	0	0	0	0	0	0	0	0	0	0	0	0	0	0
Humphrey	.059	9	17	2	1	1	0	0	0	0	1	0	0	1	0	2	0	0
Lansford	.287	157	654	114	188	285	30	5	19	79	12	4	3	39	2	115	20	8
Miller	.293	120	427	60	125	156	15	5	2	28	9	1	1	50	1	69	5	4
Mulliniks	.147	22	68	7	10	13	0	0	1	8	0	5	1	4	0	14	0	0
Ramirez	.000	13	12	1	0	0	0	0	0	0	1	0	1	1	0	6	1	0
Rettenmund	.263	35	76	7	20	25	2	0	1	10	1	1	1	11	1	14	1	0
Rudi	.242	90	300	35	80	130	11	3	11	61	4	2	1	24	3	61	0	0
Thon	.339	35	56	6	19	22	3	0	0	8	1	0	0	5	0	10	0	0
TOTALS	.282	162	5550	866	1563	2383	242	43	164	808	79	56	37	589	42	843	100	53

1979 Angels Designated Hitters

PLAYER	AVG	G	AB	R	H	TB	2B	3B	HR	RBI	SH	SF	HP	BB	IBB	SO	SB	CS
Aikens	.295	51	173	26	51	90	9	0	10	36	0	2	0	28	6	33	0	1
Baylor	.349	65	252	57	88	167	11	1	22	73	0	4	2	35	1	17	9	5
Campaneris	.000	1	0	0	0	0	0	0	0	0	0	0	0	0	0	1	0	0
Carew	.273	6	22	5	6	11	2	0	1	2	0	0	0	4	1	3	3	0
Davis	.400	6	20	6	8	10	2	0	0	1	1	0	0	0	0	4	0	0
Downing	.415	18	65	11	27	41	5	0	3	18	1	0	0	6	1	7	0	0
Garr	.125	6	24	0	3	3	0	0	0	0	0	0	0	0	0	3	0	0
Harper	.000	1	2	0	0	0	0	0	0	0	0	0	0	0	0	1	0	0
Miller	.000	2	1	0	0	0	0	0	0	0	0	0	0	0	0	1	0	0
Rettenmund	.283	17	46	5	13	18	2	0	1	4	0	1	1	7	0	10	1	0
Rudi	.000	3	11	0	0	0	0	0	0	0	0	0	0	0	0	3	0	0
TOTALS	.318	162	616	110	196	340	31	1	37	134	2	7	3	80	9	82	14	6

1979 Angels Pitching

PITCHER	W-L	ERA	G	GS	CG	SHO	SV	IP	H	R	ER	HR	HB	BB	IB	SO	WP	BK
Aase	9-10	4.81	37	28	7	1	2	185.1	200	104	99	19	1	77	7	96	5	0
Barlow	1-1	5.13	35	0	0	0	0	86	106	54	49	8	4	30	2	33	6	0
Barr	10-12	4.20	36	25	5	0	0	197	217	100	92	22	3	55	5	69	2	1
Botting	2-0	8.80	12	1	0	0	0	29.2	46	30	29	6	1	15	1	22	4	1
Clear	11-5	3.63	52	0	0	0	14	109	87	48	44	6	3	68	5	98	9	1
Eddy	1-1	4.73	7	4	0	0	0	32.1	36	19	17	1	2	20	0	7	0	0
Ferris	0-0	1.50	2	0	0	0	0	6	5	2	1	1	0	3	1	2	1	0
Frost	16-10	3.57	36	33	12	2	1	239.1	226	108	95	17	5	77	4	107	5	0
Knapp	5-5	5.51	20	18	3	0	0	98	109	73	60	8	2	35	1	36	2	0
LaRoche	7-11	5.57	53	1	0	0	10	85.2	107	54	53	13	2	32	4	59	0	1
Miller	1-0	3.31	14	1	0	0	0	35.1	44	14	13	2	2	13	0	16	1	0
Montague	2-0	5.09	14	0	0	0	6	17.2	16	12	10	3	0	9	0	6	2	0
Ryan	16-14	3.60	34	34	17	5★	0	222.2	169	104	89	15	6	114	3	223★	9	0
Schuler	0-0	10.80	1	0	0	0	0	1.2	2	2	1	0	0	0	0	1	0	0
Tanana	7-5	3.89	18	17	2	1	0	90.1	93	44	39	9	2	25	0	46	6	1
TOTALS	88-74	4.34	162	162	46	9	33	1436	768	692	131	33	573	33	820	53	5	

WIN STREAK: 10, April 11-21

LOSING STREAK: 7, June 21-28

Year-By-Year Statistical Review



1980 Angels Batting

PLAYER	AVG	G	AB	R	H	TB	2B	3B	HR	RBI	SH	SF	HP	BB	IBB	SO	SB	CS
Baylor	.250	90	340	39	85	116	12	2	5	51	4	0	11	24	4	4	6	6
Campaneris	.252	77	210	32	53	69	8	1	2	18	7	2	1	14	0	33	10	5
Carew	.331	144	540	74	179	236	34	7	3	59	9	3	1	59	7	38	23	15
Clark	.230	78	261	26	60	87	10	1	5	23	1	0	2	11	0	42	0	1
Dilburn	.179	54	56	7	10	18	2	0	2	6	0	1	0	3	0	9	0	0
Covens	.227	34	119	11	27	35	5	0	1	17	0	0	1	12	1	21	1	2
Cruz	.275	18	40	5	11	17	3	0	1	5	0	0	0	5	1	8	0	0
Donohue	.188	84	218	18	41	53	4	1	2	14	3	1	1	7	0	63	5	1
Downing	.290	30	93	5	27	39	6	0	2	25	1	2	0	12	1	12	0	2
Ford	.279	65	226	22	63	95	11	0	7	26	1	1	2	19	1	45	0	1
Garr	.190	21	42	5	8	9	1	0	0	3	0	0	0	4	2	6	0	0
Grieh	.271	150	498	60	135	203	22	2	14	62	5	5	4	84	2	108	3	7
Harlow	.276	109	301	47	83	116	13	4	4	27	4	1	1	48	1	61	3	2
Harris	.293	19	41	8	12	23	5	0	2	7	0	1	0	7	0	4	0	1
Kubski	.254	22	63	11	16	19	3	0	0	6	0	0	0	6	0	10	1	1
Lansford	.261	151	602	87	157	235	27	3	15	80	7	11*	0	50	2	93	14	5
Miller	.274	129	412	52	113	139	14	3	2	38	6	3	1	48	4	71	7	3
Patek	.264	86	273	41	72	107	10	5	5	34	8	2	1	15	1	26	7	6
Rettenmund	.250	2	4	0	1	1	0	0	0	0	0	0	0	1	0	1	0	0
Rudi	.237	104	372	42	88	155	17	1	16	53	2	3	5	17	2	84	1	0
Skaggs	.197	24	66	7	13	16	0	0	1	9	1	0	0	9	0	13	0	0
Thompson	.317	102	312	59	99	164	14	0	17	70	2	3	0	70	9	60	2	0
Thon	.255	80	267	32	68	84	12	2	0	15	5	2	1	10	0	28	7	5
Whitmer	.241	48	87	8	21	24	3	0	0	7	9	2	0	4	0	21	1	0
TOTALS	.265	160	5443	698	1442	2060	236	32	106	655	75	44	32	539	38	889	91	63

1980 Angels Designated Hitters

PLAYER	AVG	G	AB	R	H	TB	2B	3B	HR	RBI	SH	SF	HP	BB	IBB	SO	SB	CS
Baylor	.223	36	130	14	29	37	5	0	1	18	0	3	4	13	3	14	1	4
Campaneris	1.000	1	1	1	1	1	0	0	0	0	0	0	0	0	0	0	0	1
Carew	.362	32	127	20	46	59	8	1	1	16	1	2	1	13	0	5	4	2
Covens	1.000	1	1	1	1	4	0	0	1	3	0	0	0	0	0	0	0	0
Downing	.357	13	42	2	15	21	3	0	1	14	0	2	0	5	0	3	0	1
Ford	.276	15	58	5	16	19	3	0	0	5	0	1	1	7	0	11	0	1
Garr	.241	8	29	4	7	8	1	0	0	2	0	0	0	2	2	4	0	0
Harlow	1.000	1	1	1	1	2	1	0	0	1	0	0	0	0	0	0	0	0
Rettenmund	.333	1	3	0	1	1	0	0	0	0	0	0	0	1	0	1	0	0
Rudi	.182	3	11	0	2	3	1	0	0	1	0	0	1	1	0	3	0	0
Thompson	.351	45	148	34	52	89	4	0	11	36	0	2	0	31	4	28	2	0
Thon	.310	15	58	6	18	23	3	1	0	5	0	1	0	1	0	5	1	2
TOTALS	.310	160	609	88	189	267	29	2	15	101	1	11	7	74	9	74	8	11

1980 Angels Pitching

PITCHER	W-L	ERA	G	GS	CG	SHO	SV	IP	H	R	ER	HR	HB	BB	IB	SO	WP	BK
Aase	8-13	4.06	40	21	5	1	2	175	193	83	79	13	1	66	3	74	2	1
Barr	1-4	5.56	24	7	0	0	1	68	90	43	42	12	3	23	2	22	2	0
Botting	0-3	5.81	6	6	0	0	0	26.1	40	20	17	1	0	13	0	12	2	0
Clear	11-11	3.30	58	0	0	0	9	106.1	82	51	39	2	5	65	9	105	4	0
Dorsey	1-2	9.19	4	4	0	0	0	15.2	25	16	16	2	1	8	0	8	0	0
Ferris	0-2	5.87	5	3	0	0	0	15.1	23	13	10	2	0	9	0	4	1	0
Frost	4-8	5.29	15	15	2	0	0	78.1	97	53	46	8	2	21	1	28	3	0
Hallick	3-1	4.84	10	6	0	0	0	35.1	39	22	19	5	0	11	0	16	1	0
Hasler	5-1	2.49	41	0	0	0	10	83	67	25	23	5	1	37	8	75	1	0
Kison	3-6	4.91	13	13	2	1	0	73.1	73	46	40	5	3	32	2	28	0	2
Knapp	2-11	6.14	32	20	1	0	1	117.1	133	83	80	18	6	51	1	46	4	1
LaRoche	3-5	4.08	52	9	1	0	4	128	122	62	58	14	3	39	3	89	0	1
Lernanczyk	2-4	4.32	21	2	0	0	0	66.2	81	40	32	8	2	27	2	19	2	2
Martinez	7-9	4.52	30	23	4	1	0	149.1	150	81	75	14	1	59	2	57	5	0
Montague	4-2	5.13	37	0	0	0	3	73.2	97	47	42	8	1	21	1	22	2	0
Schuler	0-1	3.55	8	0	0	0	0	12.2	13	5	5	3	0	2	1	7	0	0
Tanana	11-12	4.15	32	31	7	0	0	204	223	107	94	18	8	45	0	113	3	1
TOTALS	65-95	4.52	160	160	22	6	30	1428.1	1548	797	717	141	39	529	35	725	32	8

WIN STREAK: 6, Aug. 4-9

LOSING STREAK: 9, June 11-19



Year-By-Year Statistical Review

1981 Angels Batting

PLAYER	AVG	G	AB	R	H	TB	2B	3B	HR	RBI	SH	SF	HP	BB	IBB	SO	SB	CS
Baylor	.239	103	377	52	90	161	18	1	17	66	0	6	7	42	1	51	3	3
Beniquez	.181	58	166	18	30	44	5	0	3	13	4	1	1	15	0	16	2	1
Brunansky	.152	11	33	7	5	14	0	0	3	6	0	0	0	8	0	10	1	0
Burleson	.293	109★	430	53	126	160	17	1	5	33	11	4	3	42	2	38	4	6
Campaneris	.256	55	82	11	21	28	2	1	1	10	3	1	0	5	0	10	5	2
Carew	.305	93	364	57	111	136	17	1	2	21	10	2	0	45	7	45	16	9
Clark	.250	34	88	12	22	38	2	1	4	19	0	0	0	7	0	18	0	0
Davis	.000	1	2	0	0	0	0	0	0	0	0	0	0	0	0	0	0	0
Downing	.249	93	317	47	79	120	14	0	9	41	3	0	4	46	1	35	1	1
Ferguson	.233	12	30	5	7	11	1	0	1	5	1	1	0	9	0	8	0	0
Ford	.277	97	375	53	104	165	14	1	15	48	5	1	5	23	3	71	2	2
Grieh	.304	100	352	56	107	191	14	2	22★	61	5	3	4	40	4	71	2	4
Harlow	.207	43	82	13	17	18	1	0	0	4	2	0	0	16	0	25	1	1
Harper	.273	4	11	1	3	3	0	0	0	1	0	1	0	0	0	0	1	0
Harris	.247	36	77	5	19	31	3	0	3	9	0	0	0	3	0	11	0	0
Hobson	.235	85	288	27	63	90	7	4	4	36	2	4	1	35	0	60	1	1
Lubratich	.143	7	21	2	3	4	1	0	0	1	0	0	0	0	0	2	1	0
Lynn	.219	76	256	28	56	81	8	1	5	31	1	4	3	38	4	42	1	2
Ott	.217	75	258	20	56	72	8	1	2	22	4	2	1	17	1	42	2	1
Patek	.234	27	47	3	11	14	1	1	0	5	0	0	0	1	0	6	1	0
Sconiers	.269	15	52	6	14	20	1	1	1	7	0	0	0	1	0	10	0	0
TOTALS	.256	110	3688	476	944	1401	134	16	97	439	51	30	29	393	23	571	44	33
OPP.	.261	110	3675	453	958	1394	157	18	81	426	36	34	21	323	—	—	73	—

1981 Angels Designated Hitters

PLAYER	AVG	G	AB	R	H	TB	2B	3B	HR	RBI	SH	SF	HP	BB	IBB	SO	SB	CS
Baylor	.233	97	356	51	83	153	17	1	17	64	0	6	7	41	1	48	3	3
Beniquez	.000	1	3	0	0	0	0	0	0	0	0	0	0	0	0	0	0	0
Carew	.250	2	4	1	1	1	0	0	0	0	0	0	0	1	0	0	1	0
Downing	.222	5	18	1	4	4	0	0	0	2	0	0	0	3	0	0	0	0
Harper	.000	1	3	0	0	0	0	0	0	0	0	0	0	0	0	0	0	0
Harris	.000	1	3	0	0	0	0	0	0	0	0	0	0	0	0	0	0	0
Hobson	.143	2	7	0	1	1	0	0	0	1	0	0	0	2	0	1	0	0
Sconiers	.462	3	13	2	6	11	0	1	1	5	0	0	0	0	0	3	0	0
TOTALS	.233	110	407	55	95	170	17	2	18	72	0	6	7	47	1	52	4	3

1981 Angels Pitching

PITCHER	W-L	ERA	G	GS	CG	SHO	SV	IP	H	R	ER	HR	HB	BB	IB	SO	WP	BK
Aase	4-4	2.34	39	0	0	0	11	65.1	56	17	17	4	0	24	2	38	2	0
D'Acquisto	0-0	10.71	6	0	0	0	0	19.1	26	24	23	2	1	12	0	8	1	0
Forsch	11-7	2.88	20	20	10	4★	0	153	143	54	49	7	4	27	2	55	0	0
Frost	1-8	5.51	12	9	0	0	0	47.1	44	30	29	3	1	19	0	16	1	0
Hassler	4-3	3.21	42	0	0	0	5	75.2	72	29	27	8	0	33	8	44	3	0
Jefferson	2-4	3.62	26	5	0	0	0	77	80	39	31	4	2	24	4	27	4	3
Kison	1-1	3.48	11	4	0	0	0	44	40	18	17	8	0	14	1	19	1	0
Mahler	0-0	0.00	6	0	0	0	0	6.1	1	0	0	0	0	2	0	5	0	0
Martinez	0-0	3.00	2	0	0	2	0	6	5	2	2	1	0	3	0	4	0	0
Moreno	1-3	2.87	8	4	1	0	0	31.1	27	10	10	2	0	14	0	12	1	0
Rau	1-2	8.71	3	3	0	0	0	10.1	14	10	10	2	0	4	0	3	0	0
Renko	8-4	3.44	22	15	0	0	1	102	93	40	39	7	1	42	1	50	0	0
Sanchez	0-2	2.94	17	0	0	0	2	33.2	39	16	11	4	1	11	0	13	1	0
Travers	0-1	8.38	4	4	0	0	0	9.2	14	11	9	2	0	4	0	5	0	0
Witt	8-9	3.21	22	21	7	1	0	129	123	60	47	9	11★	47	4	75	2	0
Zahn	10-11	4.41	25	25	9	0	0	161.1	181	93★	79★	18★	0	43	2	52	2	2
TOTALS	51-59	3.71	110	110	27	8	19	971.1	958	453	400	81	21	323	24	426	18	5
OPP.	59-51	3.83	110	110	33	4	22	976.2	944	476	416	97	29	393	—	571	31	6

WIN STREAK: 5, May 9-14

LOSING STREAK: 8, Sept. 5-12

Year-By-Year Statistical Review



1982 Angels Batting

PLAYER	AVG	G	AB	R	H	TB	2B	3B	HR	RBI	SH	SF	HP	BB	IBB	SO	SB	CS
Adams	.143	8	14	1	2	2	0	0	0	0	1	0	1	0	0	2	1	0
Baylor	.263	157	608	80	160	258	24	1	24	93	0	8	7	57	7	69	10	4
Benitez	.265	112	196	25	52	76	11	2	3	24	16	0	1	15	1	21	3	0
Boone	.256	143	472	42	121	159	17	0	7	58	23	5	0	39	2	34	0	2
Burleson	.156	11	45	4	7	8	1	0	0	2	2	0	0	6	2	3	0	0
Carew	.319	138	523	88	167	211	25	5	3	44	16	4	2	67	5	49	10	17
Clark	.211	102	90	11	19	26	1	0	2	8	2	1	0	0	0	29	1	0
DeCinces	.301	153	575	94	173	315	42	5	30	97	4	9	1	66	7	80	7	5
Downing	.281	158	623	109	175	300	37	2	28	84	3	8	5	86	1	58	2	1
Ferguson	.226	36	84	10	19	30	2	0	3	8	1	0	0	12	0	19	0	0
Foli	.252	150	480	46	121	148	14	2	3	56	26*	6	2	14	1	22	2	4
Grich	.261	145	506	74	132	227	28	5	19	65	6	3	8	82	3	109	3	3
Jackson, Re.	.275	153	530	92	146	282	17	1	39*	101	0	4	2	85	12	156*	4	5
Jackson, Ro.	.331	53	142	15	47	59	6	0	2	19	4	1	2	10	0	12	0	1
Kelleher	.163	34	49	9	8	9	1	0	0	1	3	0	1	5	0	5	1	1
Lynn	.299	138	472	89	141	244	38	1	21	86	5	7	3	58	4	72	7	8
Moreno	.000	11	3	3	0	0	0	0	0	0	0	0	0	2	0	0	0	2
Pettis	.200	10	5	5	1	4	0	0	1	1	0	0	0	0	0	2	0	0
Sconiers	.154	12	13	0	2	2	0	0	0	2	0	0	0	2	0	1	0	0
Wilfong	.245	55	102	17	25	36	4	2	1	11	2	0	0	7	1	17	4	0
TOTALS	.274	162	5532	814	1518	2396	268	26	186	760	114	56	35	613	46	760	55	53
OPP.	.259	162	5555	670	1436	2148	250	45	124	640	47	32	42	482	—	—	66	—

1982 Angels Designated Hitters

PLAYER	AVG	G	AB	R	H	TB	2B	3B	HR	RBI	SH	SF	HP	BB	IBB	SO	SB	CS
Baylor	.263	155	608	79	160	258	24	1	24	93	0	8	7	55	7	69	10	4
Grich	.000	1	4	0	0	0	0	0	0	0	0	0	0	0	0	1	0	0
Jackson, Re.	.238	5	21	5	5	15	1	0	3	10	0	0	0	3	0	5	0	0
Moreno	.000	1	0	0	0	0	0	0	0	0	0	0	0	1	0	0	0	0
Sconiers	.000	1	1	0	0	0	0	0	0	0	0	0	0	0	0	0	0	0
Wilfong	.333	1	3	1	1	1	0	0	0	0	0	0	0	2	0	0	0	0
TOTALS	.261	162	637	85	166	274	25	1	27	103	0	8	7	61	7	75	10	4

1982 Angels Pitching

PITCHER	W-L	ERA	G	GS	CG	SHO	SV	IP	H	R	ER	HR	HB	BB	IB	SO	WP	BK
Aase	3-3	3.46	24	0	0	0	4	52	45	20	20	5	0	23	2	40	2	0
Bahnsen	0-1	4.66	7	0	0	0	0	9.2	13	6	5	0	0	8	1	5	0	0
Corbett	1-7	5.05	33	0	0	0	8	57	46	32	32	8	0	25	5	37	2	1
Curtis	0-1	6.00	8	0	0	0	1	12	16	8	8	0	0	3	2	10	2	0
Forsch	13-11	3.87	37	35	12	4	0	228	225	108	98	25	11	57	2	73	1	0
Goltz	8-5	4.08	28	7	1	0	3	86	82	43	39	4	1	32	1	49	2	0
Hassler	2-1	2.78	54	0	0	0	4	71.1	58	24	22	5	4	40	5	38	4	1
John	4-2	3.86	7	7	1	0	0	35	49	18	15	4	0	5	0	14	2	0
Kison	10-5	3.17	33	16	3	1	1	142	120	54	50	15	5	44	3	86	5	0
Mahler	2-0	1.13	6	0	0	0	0	8	9	1	1	0	0	6	1	5	0	0
Moreno	3-7	4.74	13	8	2	0	1	49.1	55	31	26	7	1	23	0	22	2	0
Renko	11-6	4.44	31	23	4	0	0	156	163	78	77	17	1	51	0	81	3	0
Sanchez	7-4	3.21	46	0	0	0	5	92.2	89	36	33	3	7	34	4	58	1	1
Steirer	1-0	3.76	10	1	0	0	0	26.1	25	14	11	2	1	11	0	14	0	0
Tiant	2-2	5.76	6	5	0	0	0	29.2	39	20	19	3	0	8	0	30	0	0
Witt	8-6	3.51	33	26	5	1	0	179.2	177	77	70	8	7	47	2	85	8	1
Zahn	18-8	3.73	34	34	12	4	0	229.1	225	100	95	18	4	65	5	81	2	0
TOTALS	93-69	3.82	162	162	40	10	27	1464	1436	670	621	124	42	482	33	728	36	4
OPP.	69-93	4.58	162	162	24	3	34	1452	1518	814	739	186	35	613	—	760	42	8

WIN STREAK: 7, April 13-19

LOSING STREAK: 8, June 30-July 7



Year-By-Year Statistical Review

1983 Angels Batting

PLAYER	AVG	G	AB	R	H	TB	2B	3B	HR	RBI	SH	SF	HP	BB	IBB	SO	SB	CS	
Adams	.250	58	112	22	28	36	2	0	2	6	3	0	3	5	0	12	1	1	
Beniquez	.305	92	315	44	96	120	15	0	3	34	6	1	4	15	0	29	4	2	
Boone	.256	142	468	46	120	165	18	0	9	52	10	7	0	24	1	42	4	3	
Brown, M.	.231	31	104	12	24	40	5	1	3	9	0	0	0	7	0	20	1	0	
Burleson	.286	33	119	22	34	41	7	0	0	11	2	1	0	12	0	12	0	2	
Carew	.339	129	472	66	160	194	24	2	2	44	3	3	1	57	9	48	6	7	
Clark	.231	76	212	17	49	75	9	1	5	21	3	1	0	9	0	45	0	0	
DeCinces	.281	95	370	49	104	183	19	3	18	65	1	8	0	32	2	56	2	0	
Downing	.246	113	403	68	99	173	15	1	19	53	1	2	5	62	4	59	1	2	
Ferguson	.074	12	27	3	2	2	0	0	0	0	2	1	0	0	5	0	8	0	0
Foli	.252	88	330	29	83	99	10	0	2	29	11	2	1	5	1	18	2	3	
Grich	.292	120	387	65	113	178	17	0	16	62	4	3	7	76	2	62	2	4	
Jackson, Re.	.194	116	397	43	77	135	14	1	14	49	0	5	4	52	5	140	0	2	
Jackson, Ro.	.230	102	348	41	80	122	16	1	8	39	1	0	3	27	2	33	2	2	
Lubratich	.218	57	156	12	34	43	9	0	0	7	13	1	0	4	0	17	0	1	
Lynn	.272	117	437	56	119	211	20	3	22	74	0	6	2	55	10	83	2	2	
Narron	.136	10	22	1	3	6	0	0	1	4	0	0	0	1	0	3	0	0	
O'Berry	.167	26	60	7	10	14	1	0	1	5	2	0	0	3	0	11	0	0	
Pettis	.294	22	85	19	25	42	2	3	3	6	1	0	0	7	0	15	8	3	
Schofield	.204	21	54	4	11	22	2	0	3	4	1	0	1	6	0	8	0	0	
Sconiers	.274	106	314	49	86	135	19	3	8	46	2	1	0	17	2	41	4	2	
Valentine	.240	86	271	30	65	118	10	2	13	43	1	4	0	18	0	48	2	1	
Wilfong	.254	65	177	17	45	60	7	1	2	17	2	1	0	10	1	25	0	2	
TOTALS	.260	162	5640	722	1467	2214	241	22	154	682	68	46	31	509	39	835	41	39	
OPP.	.284	162	5760	779	1636	2393	297	35	130	725	57	50	30	496	71	668	83	61	

1983 Angels Designated Hitters

PLAYER	AVG	G	AB	R	H	TB	2B	3B	HR	RBI	SH	SF	HP	BB	IBB	SO	SB	CS
Beniquez	.300	6	20	6	6	6	0	0	0	2	2	0	0	0	0	3	0	0
Carew	.370	24	100	10	37	42	2	0	1	12	0	1	0	14	3	11	1	3
Clark	.333	2	6	1	2	5	0	0	1	2	0	0	0	1	0	1	0	0
DeCinces	.225	10	40	1	9	9	0	0	0	1	0	0	0	2	0	4	0	0
Downing	.255	26	98	18	25	42	2	0	5	10	0	1	1	14	2	11	0	1
Jackson, Re.	.176	62	227	23	40	64	9	0	5	23	0	3	2	34	3	85	0	1
Jackson, Ro.	.289	16	38	6	11	21	1	0	3	11	0	0	0	5	0	8	0	0
Lynn	.375	2	8	2	3	9	0	0	2	2	0	0	0	1	0	2	0	0
Narron	.250	1	4	0	1	1	0	0	0	2	0	0	0	0	0	0	0	0
Sconiers	.309	27	94	17	29	48	7	0	4	17	0	0	0	5	1	13	1	1
TOTALS	.257	162	635	84	163	247	21	0	21	82	2	5	3	76	9	138	2	6

1983 Angels Pitching

PITCHER	W-L	ERA	G	GS	CG	SHO	SV	IP	H	R	ER	HR	HB	BB	IB	SO	WP	BK
Brown, C.	1-1	7.31	10	0	0	0	0	16	25	13	13	1	0	4	1	7	1	0
Brown, S.	2-3	3.52	12	4	2	1	0	46	45	19	18	4	0	16	1	23	0	0
Corbett	1-1	3.63	11	0	0	0	0	17.1	26	10	7	1	1	4	2	18	0	0
Curtis	1-2	3.80	37	3	0	0	5	90	89	44	38	5	2	40	11	36	8	0
Forsch	11-12	4.06	31	31	11	1	0	219.1	226	107	99	21	4	61	6	81	6	0
Goltz	0-6	6.22	15	6	0	0	0	63.2	81	48	44	10	1	37	2	27	1	1
Hassler	0-5	5.45	42	0	0	0	4	36.1	42	22	22	2	0	17	8	20	5	0
John	11-13	4.33	34	34	9	0	0	234.2	287	126	113	20	2	49	5	65	11	0
Kison	11-5	4.05	26	17	4	1	2	126.2	128	59	57	13	4	43	4	83	0	0
Lacey	1-2	5.19	8	0	0	0	0	8.2	12	5	5	1	0	0	0	7	0	0
McLaughlin	2-4	5.17	16	7	0	0	0	55.2	63	32	32	3	2	22	3	45	0	0
Sanchez	10-8	3.66	56	1	0	0	7	98.1	92	42	40	6	3	40	14	49	2	0
Steiner	3-2	4.82	19	5	0	0	0	61.2	77	40	33	3	3	18	4	25	1	0
Travers	0-3	5.91	10	7	0	0	0	42.2	58	32	28	4	2	19	1	24	4	0
Witt	7-14	4.91	43	19	2	0	5	154	173	90	84	14	6	75	7	77	8	0
Zahn	9-11	3.33	29	28	11	3	0	203	212	90	75	22	0	51	2	81	4	0
TOTALS	70-92	4.32	162	162	39	7	23	1474	1636	779	708	130	30	496	72	668	51	1
OPP.	92-70	3.93	162	162	35	11	37	1483.1	1467	722	648	154	31	509	—	835	35	5

WIN STREAK: 7, May 22-29

LOSING STREAK: 6, Sept. 8-14

Year-By-Year Statistical Review



1984 Angels Batting

PLAYER	AVG	G	AB	R	H	TB	2B	3B	HR	RBI	SH	SF	HP	BB	IBB	SO	SB	CS
Beniquez	.336	110	354	60	119	160	17	0	8	39	4	3	3	18	0	43	0	3
Boone	.202	139	450	33	91	118	16	1	3	32	6	5	0	25	1	45	3	3
Brown	.284	62	148	19	42	77	8	3	7	22	2	0	0	13	1	23	0	2
Burleson	.000	7	4	2	0	0	0	0	0	1	0	0	0	0	0	2	0	0
Carew	.295	93	329	42	97	116	8	1	3	31	5	4	0	40	1	39	4	3
DeCinces	.269	146	547	77	147	236	23	3	20	82	0	12	0	53	4	79	4	1
Downing	.275	156	539	65	148	249	28	2	23	91	3	9	7	70	3	66	0	4
Grich	.256	116	363	60	93	164	15	1	18	58	6	4	2	57	3	70	2	5
Jackson, Re.	.223	143	525	67	117	213	17	2	25	81	1	0	3	55	7	141	8	4
Jackson, Ro.	.165	33	91	5	15	19	2	1	0	5	1	1	0	7	0	13	0	0
Lynn	.271	142	517	84	140	245	28	4	23	79	2	2	2	77	8	97	2	2
Miller	.171	17	41	5	7	7	0	0	0	1	0	0	0	4	0	9	0	0
Narron	.247	69	150	9	37	51	5	0	3	17	1	2	1	8	1	12	0	0
Pettis	.227	140	397	63	90	119	11	6	2	29	5	1	3	60	1	115	48	17
Picciolo	.202	87	119	18	24	33	6	0	1	9	8	1	0	0	0	21	0	1
Schofield	.193	140	400	39	77	105	10	3	4	21	13	0	6	33	0	79	5	2
Sconiers	.244	57	160	14	39	55	4	0	4	17	0	0	0	13	2	17	1	2
Thomas	.138	14	29	3	4	6	0	1	0	2	1	0	0	3	0	4	0	0
Wilfong	.248	108	307	31	76	111	13	2	6	33	6	2	2	20	0	53	3	2
TOTALS	.249	162	5470	696	1363	2084	211	30	150	649	65	46	29	556	32	928	80	51
OPP.	.271	162	5631	697	1526	2273	256	31	143	655	48	54	27	474	59	754	71	50

1984 Angels Designated Hitters

PLAYER	AVG	G	AB	R	H	TB	2B	3B	HR	RBI	SH	SF	HP	BB	IBB	SO	SB	CS
Brown	.222	3	9	1	2	3	1	0	0	0	0	0	0	1	0	2	0	0
Carew	.500	1	4	0	2	2	0	0	0	0	0	0	0	1	0	0	0	0
DeCinces	.353	5	17	1	6	7	1	0	0	1	0	0	0	5	0	5	0	0
Downing	.222	21	72	8	16	32	4	0	4	15	1	1	0	7	0	9	0	0
Jackson, Re.	.225	134	507	66	114	208	15	2	25	80	1	0	3	55	6	136	8	4
Sconiers	.250	1	4	0	1	1	0	0	0	0	0	0	0	0	0	0	0	0
Wilfong	.000	1	0	0	0	0	0	0	0	0	0	0	0	0	0	0	0	0
TOTALS	.230	162	613	76	141	253	21	2	29	96	2	1	3	69	6	152	8	4

1984 Angels Pitching

PITCHER	W-L	ERA	G	GS	CG	SHO	SV	IP	H	R	ER	HR	HB	BB	IB	SO	WP	BK
Aase	4-1	1.62	23	0	0	0	8	39	30	7	7	1	0	19	5	28	0	0
Brown	0-1	9.00	3	3	0	0	0	11	16	13	11	0	0	9	1	5	1	0
Cliburn	0-0	13.50	1	0	0	0	0	2	3	3	3	0	0	1	1	1	0	0
Corbett	5-1	2.12	45	1	0	0	4	85	76	22	20	2	2	30	12	48	2	0
Curtis	1-2	4.40	17	0	0	0	0	28	30	16	14	4	0	11	1	18	3	0
Forsch	1-1	2.20	2	2	1	0	0	16	14	4	4	2	0	3	0	10	0	0
John	7-13	4.52	32	29	4	1	0	181.1	223	97	91	15	4	56	3	47	11	0
Kaufman	2-3	4.57	29	1	0	0	1	69	68	37	35	13	0	20	4	41	1	1
Kison	4-5	5.37	20	7	0	0	2	65.1	72	42	39	10	6	28	3	66	4	0
LaCorte	1-2	7.06	13	1	0	0	0	29.1	33	26	23	9	0	13	4	13	2	0
Romanick	12-12	3.76	33	33	8	2	0	229.2	240	107	96	23	4	61	3	87	3	0
Sanchez	9-7	3.33	49	0	0	0	11	83.2	84	34	31	10	3	33	9	62	1	1
Slaton	7-10	4.97	32	22	5	1	0	163.2	192	95	90	22	2	56	5	67	6	0
Smiths	0-0	18.00	1	0	0	0	0	1	4	2	2	1	0	0	0	0	0	0
Steirer	0-1	16.88	1	1	0	0	0	2.2	6	5	5	0	0	2	1	2	0	0
Swan	0-1	10.80	2	1	0	0	0	5	8	6	6	3	0	0	0	2	0	0
Witt	15-11	3.47	34	34	9	2	0	246.2	227	103	95	17	5	84	3	196	7	1
Zahn	13-10	3.12	28	28	9	5	0	199.1	200	78	69	11	1	48	4	61	3	0
TOTALS	81-81	3.96	162	162	36	12	26	1458	1526	697	641	143	27	474	59	754	44	3
OPP.	81-81	3.78	162	162	31	12	27	1457.1	1363	696	612	150	29	556	—	928	48	12

WIN STREAK: 5, April 17-22

LOSING STREAK: 7, Aug. 15-21

Year-By-Year Statistical Review

1985 Angels Batting

PLAYER	AVG	G	AB	R	H	TB	2B	3B	HR	RBI	SH	SF	HP	BB	IBB	SO	SB	CS
Beniquez	.304	132	411	54	125	172	13	5	8	42	9	1	5	34	3	48	4	3
Boone	.248	150	460	37	114	146	17	0	5	55	16	4	3	37	2	35	1	2
Brown	.268	60	153	23	41	64	9	1	4	20	3	0	1	7	0	21	0	1
Carew	.280	127	443	69	124	153	17	3	2	39	9	1	1	64	9	47	5	5
DeCinces	.244	120	427	50	104	188	22	1	20	78	5	7	2	47	11	71	1	4
Downing	.263	150	520	80	137	222	23	1	20	85	5	4	13	78	3	61	5	3
Gerber	.264	65	91	8	24	29	1	2	0	6	3	1	0	2	0	3	0	3
Grich	.242	144	479	74	116	178	17	3	13	53	8	0	3	81	3	77	3	5
Hendrick	.122	16	41	5	5	12	1	0	2	6	0	1	0	4	1	8	0	0
Howell	.197	43	137	19	27	46	4	0	5	18	4	1	0	16	2	33	1	1
Jackson	.252	143	460	64	116	224	27	0	27	85	0	2	1	78	12	138	1	2
Jones	.231	125	389	66	90	174	17	2	21	67	8	2	0	57	2	82	7	4
Keedy	.500	3	4	1	2	6	1	0	1	1	0	0	0	0	0	0	0	1
Linares	.258	18	43	7	11	22	2	0	3	11	0	1	0	2	0	5	2	0
Miller	.375	51	48	8	18	28	2	1	2	7	0	0	1	1	0	10	0	1
Narron	.220	67	132	12	29	48	4	0	5	14	0	0	0	11	2	17	0	0
Pettis	.257	125	443	67	114	143	10	8	1	32	9	2	0	62	0	125	56	9
Polidor	1.000	2	1	1	1	1	0	0	0	0	0	0	0	0	0	0	0	0
Schofield	.219	147	438	50	96	145	19	3	8	41	12	3	8	35	0	70	11	4
Sconiers	.286	44	98	14	28	42	6	1	2	12	0	3	0	15	0	18	2	1
White	.143	21	7	7	1	1	0	0	0	0	0	0	1	1	0	3	3	1
Wilfong	.189	83	217	16	41	56	3	0	4	13	8	2	0	16	1	32	4	1
TOTALS	.251	162	5442	732	1364	2100	215	31	153	685	98	35	39	648	51	902	106	51
OPP.	.263	162	5531	703	1453	2290	252	36	171	674	44	27	514	30	767	79	56	

1985 Angels Designated Hitters

PLAYER	AVG	G	AB	R	H	TB	2B	3B	HR	RBI	SH	SF	HP	BB	IBB	SO	SB	CS
Beniquez	.281	14	32	4	9	16	1	0	2	6	0	0	1	2	0	7	0	0
Brown	.100	7	10	1	1	1	0	0	0	0	0	0	1	1	0	3	0	0
DeCinces	.071	3	14	1	1	1	0	0	0	0	0	0	0	0	2	0	0	0
Downing	.217	25	83	12	18	30	3	0	3	15	0	1	2	13	0	9	1	0
Gerber	.000	1	0	1	0	0	0	0	0	0	0	0	0	0	0	0	0	0
Grich	.238	6	21	0	5	7	2	0	0	1	1	0	0	1	0	3	1	0
Hendrick	.000	1	3	0	0	0	0	0	0	0	0	0	0	0	0	1	0	0
Jackson	.196	52	168	25	33	65	8	0	8	26	0	2	1	35	9	65	0	2
Jones	.262	43	130	27	34	64	8	2	6	30	1	1	0	19	0	30	1	1
Linares	.250	14	40	6	10	21	2	0	3	10	0	1	0	1	0	4	1	0
Miller	.400	4	10	0	4	4	0	0	0	0	0	0	0	0	0	2	0	1
Narron	.182	7	22	1	4	8	1	0	1	1	0	0	0	1	1	2	0	0
Sconiers	.250	20	68	10	17	27	2	1	2	8	0	2	0	11	0	15	2	1
Wilfong	.000	2	4	0	0	0	0	0	0	0	0	0	0	0	0	0	0	0
TOTALS	.225	162	605	88	136	244	27	3	25	97	2	7	5	84	10	143	6	5

1985 Angels Pitching

PITCHER	W-L	ERA	G	GS	CG	SHO	SV	IP	H	R	ER	HR	HB	BB	IB	SO	WP	BK
Candelaria	7-3	3.80	13	13	1	1	0	71	70	33	30	7	3	24	1	53	2	0
Clements	5-0	3.34	41	0	0	0	1	62	47	23	23	4	2	25	2	19	1	0
Cliburn	9-3	2.09	44	0	0	0	6	99	87	25	23	5	1	26	6	48	2	0
Corbett	3-3	4.89	30	0	0	0	0	46	49	33	25	7	1	20	3	24	0	0
Fowlkes	0-0	9.00	2	0	0	0	0	7	8	7	7	4	0	4	0	5	1	0
Holland	0-1	1.48	15	0	0	0	0	24.1	17	4	4	4	0	10	1	14	1	0
John	2-4	4.70	12	6	0	0	0	38.1	51	22	20	3	1	15	1	17	5	0
Kipper	0-1	21.60	2	1	0	0	0	3.1	7	8	8	1	0	3	0	0	0	0
Lugo	3-4	3.69	20	10	1	0	0	83	86	36	34	10	4	29	1	42	2	0
Mack	0-1	15.43	1	1	0	0	0	2.1	8	4	4	0	0	0	0	0	0	0
McCaskill	12-12	4.70	30	29	6	1	0	189.2	189	105	99	23	4	64	1	102	5	0
Moore	8-8	1.92	65	0	0	0	31	103	91	28	22	9	0	21	3	72	2	0
Romanick	14-9	4.11	31	31	6	1	0	195	210	101	89	29	4	62	1	64	2	3
Sanchez	2-0	5.72	26	0	0	0	2	61.1	67	41	39	9	1	27	3	34	2	0
Slaton	6-10	4.37	29	24	1	0	1	148.1	162	82	72	22	2	63	1	60	8	0
Smith	0-0	7.20	4	0	0	0	0	5	5	4	4	1	0	1	0	3	0	0
Sutton	2-2	3.69	5	5	0	0	0	31.2	27	13	13	6	0	8	0	16	0	0
Witt	15-9	3.56	35	35	6	1	0	250	228	115	99	22	4	98	6	180	11	1
Zahn	2-2	4.38	7	7	1	1	0	37	44	19	18	5	0	14	0	14	1	0
TOTALS	90-72	3.91	162	162	22	8	41	1457.1	1453	703	633	171	27	514	30	767	45	4
OPP.	72-90	4.04	162	162	25	10	34	1455.1	1364	732	653	153	39	648	—	902	28	13

WIN STREAK: 6, April 25-30

LOSING STREAK: 5, July 25-30

Year-By-Year Statistical Review



1986 Angels Batting

PLAYER	AVG	G	AB	R	H	TB	2B	3B	HR	RBI	SH	SF	HP	BB	IBB	SO	SB	CS
Boone	.222	144	442	48	98	135	12	2	7	49	12	6	0	43	1	30	1	0
Burleson	.284	93	271	35	77	106	14	0	5	29	6	1	1	33	1	32	1	3
DeCinces	.256	140	512	69	131	235	20	3	26	96	2	4	2	52	4	74	2	2
Downing	.267	152	513	90	137	232	27	4	20	95	3	8	17	90	2	84	4	4
Grich	.268	98	313	42	84	129	18	0	9	30	10	1	3	39	1	54	1	3
Hendrick	.272	102	283	45	77	134	13	1	14	47	4	3	1	26	5	41	1	1
Howell	.272	63	151	26	41	71	14	2	4	21	3	2	0	19	0	28	2	0
Jackson	.241	132	419	65	101	171	12	2	18	58	0	3	3	92	11	115	1	1
Jones	.229	126	393	73	90	168	21	3	17	49	7	3	3	64	5	87	10	3
Joyner	.290	154	593	82	172	271	27	3	22	100	10	12	2	57	8	58	5	2
McLemore	.000	5	4	0	0	0	0	0	0	0	1	0	0	1	0	2	0	1
Miller	.228	33	57	6	13	17	2	1	0	4	0	1	0	4	0	8	0	0
Narron	.221	57	95	5	21	29	3	1	1	8	1	1	1	9	0	14	0	0
Pettis	.258	154	539	93	139	185	23	4	5	58	15	5	0	69	2	132	50	13
Polidor	.263	6	19	1	5	6	1	0	0	1	0	0	0	1	0	0	0	0
Ryal	.375	13	32	6	12	18	0	0	2	5	0	0	0	2	1	4	1	0
Schofield	.249	139	458	67	114	182	17	6	13	57	9	9	5	48	2	55	23	5
White	.235	29	51	8	12	18	1	1	1	3	0	0	0	6	0	8	6	0
Wilfong	.219	92	288	25	63	89	11	3	3	33	8	2	2	16	2	34	1	4
TOTALS	.255	162	5433	786	1387	2196	236	36	167	743	91	61	40	671	45	860	109	42
OPP.	.248	162	5476	684	1356	2107	228	32	153	652	41	44	27	478	19	955	61	55

1986 Angels Designated Hitters

PLAYER	AVG	G	AB	R	H	TB	2B	3B	HR	RBI	SH	SF	HP	BB	IBB	SO	SB	CS
Burleson	.275	38	131	18	36	49	4	0	3	12	1	0	0	10	0	18	0	2
DeCinces	.250	3	12	2	3	5	2	0	0	0	0	0	0	0	0	2	0	0
Downing	.243	10	37	6	9	20	3	1	2	5	0	1	1	6	0	8	0	0
Hendrick	.250	4	8	1	2	2	0	0	0	1	0	0	0	1	0	1	0	0
Howell	.000	2	3	1	0	0	0	0	0	0	0	0	0	1	0	0	0	0
Jackson	.236	121	403	63	95	164	11	2	18	54	0	3	3	89	11	113	1	1
Miller	.667	2	3	1	2	3	1	0	0	0	0	0	0	1	0	0	0	0
Narron	.667	2	3	0	2	2	0	0	0	2	0	1	0	1	0	0	0	0
Pettis	.000	1	0	1	0	0	0	0	0	0	0	0	0	0	0	0	0	0
Ryal	.500	2	2	1	1	4	0	0	1	2	0	0	0	0	0	0	0	0
TOTALS	.249	162	602	94	150	249	21	3	24	76	1	5	4	109	11	142	1	3

1986 Angels Pitching

PITCHER	W-L	ERA	G	GS	CG	SHO	SV	IP	H	R	ER	HR	HB	BB	IB	SO	WP	BK
Bryden	2-1	6.55	16	0	0	0	0	34.1	38	25	25	4	2	21	0	25	2	0
Candelaria	10-2	2.55	16	16	1	1	0	91.2	68	30	26	4	3	26	2	81	2	1
Chadwick	0-5	7.24	7	7	0	0	0	27.1	39	26	22	5	1	15	0	9	1	0
Cook	0-2	9.00	5	1	0	0	0	9	13	12	9	3	0	7	1	6	0	0
Corbett	4-2	3.66	46	0	0	0	10	78.2	66	36	32	11	1	22	2	36	2	0
Finley	3-1	3.30	25	0	0	0	0	46.1	40	17	17	2	1	23	1	37	2	0
Fischer	0-0	4.24	9	0	0	0	0	17	18	8	8	4	0	8	2	7	0	1
Forsch	0-1	9.53	10	0	0	0	1	17	24	21	18	4	2	10	0	13	0	0
Forster	4-1	3.51	41	0	0	0	5	41	47	18	16	2	3	17	1	28	0	0
Fraser	0-0	8.31	1	1	0	0	0	4	6	4	4	0	0	1	0	2	0	0
Lucas	4-1	3.15	27	0	0	0	2	45.2	45	19	16	1	0	6	0	31	5	0
Lugo	1-1	3.80	6	3	0	0	0	21.1	21	9	9	4	0	6	0	9	0	0
McCaskill	17-10	3.36	34	33	10	2	0	246.1	207	98	92	19	5	92	1	202	10	2
Moore	4-5	2.97	49	0	0	0	21	72.2	60	28	24	10	0	22	4	53	4	1
Romanick	5-8	5.50	18	18	1	1	0	106.1	124	68	65	13	0	44	0	38	4	0
Ruhle	1-3	4.15	16	3	0	0	1	47.2	46	25	22	5	1	7	0	23	1	0
Staton	4-6	5.65	14	12	0	0	0	73.1	84	52	46	9	2	29	4	31	1	0
Sutton	15-11	3.74	34	34	3	1	0	207	192	93	86	31	3	49	2	116	4	1
Witt	18-10	2.84	34	34	14	3	0	269	218	95	85	22	3	73	2	208	6	0
TOTALS	92-70	3.84	408	162	29	12	40	1456	1356	684	621	153	27	478	19	955	44	6
OPP.	70-92	4.38	162	162	27	10	30	1443	1387	786	702	167	40	671	—	860	48	11

WIN STREAK: 7, Aug. 24-31

LOSING STREAK: 5, May 21-25



Year-By-Year Statistical Review

1987 Angels Batting

PLAYER	AVG	G	AB	R	H	TB	2B	3B	HR	RBI	SH	SF	HP	BB	IBB	SO	SB	CS
Armas	.198	28	81	8	16	30	3	1	3	9	1	1	0	1	0	11	1	0
Boone	.242	128	389	42	94	121	18	0	3	33	14	3	1	35	0	36	0	2
Buckner	.306	57	183	16	56	79	12	1	3	32	1	1	0	9	1	7	1	0
DeCinces	.234	133	453	65	106	177	23	0	16	63	2	3	2	70	6	87	3	4
Downing	.272	155	567	110	154	276	29	3	29	77	2	3	17	106	6	85	5	5
Eppard	.333	8	9	2	3	3	0	0	0	0	0	0	0	2	0	0	0	0
Fimpe	.200	13	10	1	2	2	0	0	0	1	0	0	0	1	0	2	0	0
Hendrick	.241	65	162	14	39	64	10	0	5	25	0	0	0	14	1	18	0	0
Howell	.245	138	449	64	110	207	18	5	23	64	1	2	2	57	4	118	4	3
Jones	.245	85	192	25	47	83	8	2	8	28	1	0	0	20	2	38	2	1
Joyner	.285	149	564	100	161	298	33	1	34	117	2	10	5	72	12	64	8	2
McLemore	.236	138	433	61	102	130	13	3	3	41	15	3	0	48	0	72	25	8
Miller	.241	53	108	14	26	43	5	0	4	16	2	3	2	9	0	13	1	0
Pettis	.208	133	394	49	82	102	13	2	1	17	1	0	1	52	0	124	24	5
Polidor	.263	63	137	12	36	45	3	0	2	15	0	1	1	2	0	15	0	0
Ray	.346	30	127	16	44	55	11	0	0	15	1	1	0	3	0	10	0	0
Ryal	.200	58	100	7	20	41	6	0	5	18	1	0	0	3	1	15	0	0
Schofield	.251	134	479	52	120	170	17	3	9	46	10	3	2	37	0	63	19	3
White	.263	159	639	103	168	283	33	5	24	87	14	2	2	39	2	135	32	11
Wilson	.500	7	2	5	1	1	0	0	0	0	1	0	0	1	0	0	0	0
Wynegar	.207	31	92	4	19	21	2	0	0	5	1	0	0	9	0	13	0	0
TOTALS	.252	162	5570	770	1406	2231	257	26	172	709	70	36	35	590	35	926	125	44
OPP.	.264	162	5600	803	1481	2408	243	24	212	755	50	34	32	504	30	941	72	58

1987 Angels Designated Hitters

PLAYER	AVG	G	AB	R	H	TB	2B	3B	HR	RBI	SH	SF	HP	BB	IBB	SO	SB	CS
Boone	1.000	1	1	0	1	1	0	0	0	0	0	0	0	0	0	0	0	0
Buckner	.275	39	149	14	41	60	10	0	3	23	1	1	0	9	1	5	1	0
DeCinces	.000	1	1	0	0	0	0	0	0	0	0	0	0	0	0	1	0	0
Downing	.273	118	444	85	121	221	22	3	24	63	2	2	12	84	4	63	2	4
Hendrick	.000	5	4	0	0	0	0	0	0	0	0	0	0	0	0	0	0	0
Jones	.667	3	3	0	2	2	0	0	0	0	0	0	0	2	0	0	0	0
McLemore	.000	3	1	1	0	0	0	0	0	0	0	0	0	0	0	1	0	1
Miller	—	1	—	1	0	0	0	0	0	0	0	0	0	0	0	0	0	0
Ray	.500	1	4	1	2	2	0	0	0	0	0	0	0	0	0	0	0	0
Ryal	.235	5	17	2	4	8	1	0	1	2	0	0	0	0	0	3	0	0
Schofield	.750	1	4	0	3	5	2	0	1	0	0	0	0	0	0	1	0	0
Wilson	1.000	2	1	2	1	1	0	0	0	0	0	0	0	0	0	0	0	0
Wynegar	.000	1	1	0	0	0	0	0	0	0	0	0	0	0	0	0	0	0
TOTALS	.278	162	630	106	175	300	35	3	28	89	3	3	12	95	5	74	3	5

1987 Angels Pitching

PITCHER	W-L	ERA	G	GS	SHO	SV	IP	H	R	ER	HR	HB	BB	IB	SO	WP	BK	
Buice	6-7	3.39	57	0	0	17	114	87	45	43	12	2	40	3	109	3	0	
Candelaria	8-6	4.71	20	20	0	0	116.2	127	70	61	17	1	20	0	74	0	0	
Cook	1-2	5.50	16	1	0	0	34.1	34	21	21	7	0	18	0	27	3	1	
Finley	2-7	4.67	35	3	0	0	90.2	102	54	47	7	3	43	3	63	4	3	
Fraser	10-10	3.92	36	23	5	1	176.2	160	85	77	26	6	63	3	106	12	1	
Garcia	0-0	16.20	1	0	0	0	1.2	3	4	3	0	0	3	0	0	1	0	
Harvey	0-0	0.00	3	0	0	0	5	6	0	0	0	0	2	0	3	3	0	
Lazorko	5-6	4.59	26	11	2	0	117.2	108	68	60	20	2	44	5	55	3	1	
Lucas	1-5	3.63	48	0	0	3	74.1	66	41	30	7	2	35	5	44	3	1	
Lugo	0-2	9.32	7	5	0	0	28	42	34	29	8	0	18	0	24	3	0	
McCaskill	4-6	5.67	14	13	1	1	74.2	84	52	47	14	2	34	0	56	1	0	
Minton	5-4	3.08	41	0	0	10	76	71	28	26	4	1	29	4	35	2	0	
Moore	2-2	2.70	14	0	0	5	26.2	28	12	8	2	0	13	2	17	0	0	
Reuss	4-5	5.25	17	16	1	1	82.1	112	60	48	16	2	17	1	37	3	0	
Sutton	11-11	4.70	35	34	1	0	191.2	199	101	100	38	7	41	0	99	7	0	
Witt	16-14	4.01	36	36	10	0	247	252	128	110	34	4	84	4	192	6	0	
TOTALS	75-87	4.38	162	162	20	7	36	1457.1	1481	803	709	212	32	504	30	941	54	7
OPP.	87-75	4.19	162	162	25	11	36	1462	1406	770	681	172	35	590	35	926	58	15

WIN STREAK: 8, June 21-29

LOSING STREAK: 9, May 22-31

Year-By-Year Statistical Review



1988 Angels Batting

PLAYER	AVG	G	AB	R	H	TB	2B	3B	HR	RBI	SH	SF	HP	BB	IBB	SO	SB	CS
Armas	.272	120	368	42	100	163	20	2	13	49	1	2	0	22	0	87	1	3
Bichette	.261	21	46	1	12	14	2	0	0	8	0	4	0	0	0	7	0	0
Boone	.295	122	352	38	104	136	17	0	5	39	9	0	2	29	2	26	2	2
Bosley	.280	35	75	9	21	26	5	0	0	7	1	3	0	6	0	12	1	1
Brown	.220	18	50	4	11	13	2	0	0	3	1	0	0	1	0	12	0	0
Buckner	.209	19	43	1	9	9	0	0	0	9	0	1	0	4	0	0	2	0
Davis, C.	.268	158	600	81	161	259	29	3	21	93	1	10	0	56	14	118	9	10
Davis, D.	.000	6	12	1	0	0	0	0	0	0	0	0	1	0	0	3	0	0
Dorsett	.091	7	11	0	1	1	0	0	0	2	0	0	0	1	0	5	0	0
Downing	.242	135	484	80	117	214	18	2	25	64	5	6	14	81	5	63	3	4
Eppard	.283	56	113	7	32	37	3	1	0	14	2	0	0	11	0	15	0	0
Hendrick	.244	69	127	12	31	41	1	0	3	19	1	3	1	7	1	20	0	1
Howell	.254	154	500	59	127	211	32	2	16	63	4	2	6	46	8	130	2	6
Joyner	.295	158	597	81	176	250	31	2	13	85	0	6	5	55	14	51	8	2
McLemore	.240	77	233	38	56	77	11	2	2	16	5	2	0	25	0	28	13	7
Miller	.221	70	140	21	31	43	4	1	2	7	3	0	5	9	0	29	2	1
Noboa	.063	21	16	4	1	1	0	0	0	0	0	0	0	0	0	1	0	0
Polidor	.148	54	81	4	12	15	3	0	0	4	3	0	0	3	0	11	0	0
Ramos	.133	10	15	3	2	2	0	0	0	0	0	0	0	0	0	0	0	0
Ray	.306	153	602	75	184	258	42	7	6	83	9	8	4	36	2	38	4	1
Redfield	.000	1	2	0	0	0	0	0	0	0	0	0	0	0	0	0	0	0
Schofield	.239	155	527	61	126	167	11	6	6	34	11	2	9	40	0	57	20	5
Walker	.154	33	78	8	12	13	1	0	0	2	2	0	0	6	0	15	2	1
White	.259	122	455	76	118	177	22	2	11	51	5	1	2	23	1	84	17	8
Wynegar	.255	27	55	8	14	23	4	1	1	8	0	2	0	8	1	7	0	0
TOTALS	.261	162	5582	714	1458	2150	258	31	124	660	63	52	49	469	48	819	86	52
OPP.	.270	162	5568	771	1503	2235	253	37	135	711	52	67	42	568	67	817	98	64

1988 Angels Designated Hitters

PLAYER	AVG	G	AB	R	H	TB	2B	3B	HR	RBI	SH	SF	HP	BB	IBB	SO	SB	CS
Armas	.091	5	11	1	1	4	0	0	1	1	0	0	0	2	0	2	0	0
Bosley	.250	2	4	1	1	1	0	0	0	0	0	0	0	1	0	1	0	0
Buckner	.184	11	38	1	7	7	0	0	0	3	0	0	0	2	0	0	2	0
Davis, C.	.154	3	13	2	5	0	0	0	1	2	0	0	0	0	0	4	0	0
Downing	.241	132	481	80	116	213	18	2	25	64	5	6	14	81	5	63	3	4
Eppard	.310	10	29	3	9	9	0	0	0	4	1	0	0	2	0	4	0	0
Hendrick	.143	3	7	1	1	1	0	0	0	1	0	0	0	1	1	2	0	0
McLemore	.000	1	1	0	0	0	0	0	0	0	0	0	0	0	0	0	0	0
Miller	.000	1	1	0	0	0	0	0	0	0	0	0	0	0	0	0	0	0
Polidor	.000	1	0	0	0	0	0	0	0	0	0	0	0	0	0	0	0	0
Ray	.304	6	23	1	7	9	2	0	0	5	0	0	0	2	0	2	0	0
TOTALS	.237	162	608	91	144	249	20	2	27	80	6	6	14	91	6	78	5	4

1988 Angels Pitching

PITCHER	W-L	ERA	G	GS	CG	SHO	SV	IP	H	R	ER	HR	HB	BB	IB	SO	WP	BK
Buice	2-4	5.88	32	0	0	0	3	41.1	45	29	27	5	0	19	3	38	3	2
Clark	6-6	5.07	15	15	2	1	0	94	120	54	53	8	0	31	6	39	5	2
Cliburn	4-2	4.07	40	1	0	0	0	84	83	45	38	11	6	32	6	42	1	4
Cook	0-1	4.91	3	0	0	0	0	3.2	4	2	2	0	1	1	0	2	1	0
Corbett	2-1	4.14	34	0	0	0	1	45.2	47	23	21	2	0	23	3	28	2	0
DiMichele	0-0	9.64	4	0	0	0	0	4.2	5	5	5	2	0	2	0	1	0	1
Finley	9-15	4.17	31	31	2	0	0	194.1	191	95	90	15	6	82	7	111	5	8
Fraser	12-13	5.41	34	32	2	0	0	194.2	203	129	117	33	9	80	7	86	12	6
Harvey	7-5	2.13	50	0	0	0	17	76	59	22	18	4	1	20	6	67	4	1
Krawczyk	0-1	4.81	14	1	0	0	1	24.1	29	13	13	2	2	8	1	17	2	0
Lazorko	0-1	3.35	10	3	0	0	0	37.2	37	15	14	5	1	16	0	19	0	1
Lovelace	0-0	13.50	3	0	0	0	0	1.1	2	2	2	1	0	3	0	0	0	0
Lugo	0-0	9.00	1	0	0	0	0	2	2	2	2	1	0	1	0	1	0	0
McCaskill	8-6	4.31	23	23	4	2	0	146.1	155	78	70	9	1	61	3	98	13	2
Minton	4-5	2.85	44	0	0	0	7	79	67	37	25	1	3	34	10	46	4	1
Monteleone	0-0	0.00	3	0	0	0	0	4.1	4	0	0	0	1	1	1	3	0	1
Moore	5-2	4.91	27	0	0	0	4	33	48	20	18	4	0	8	2	22	2	4
Petry	3-9	4.38	22	22	4	1	0	139.2	139	70	68	18	6	59	5	64	5	2
Witt	13-16	4.15	34	34	12	2	0	249.2	263	130	115	14	5	87	7	133	9	2
TOTALS	75-87	4.32	162	162	26	9	33	1455.2	1503	771	698	135	42	568	67	817	68	37
OPP.	87-75	3.89	162	162	26	7	48	1460.2	1458	714	632	124	49	469	48	819	35	43

WIN STREAK: 7, July 6-15 & July 27-Aug. 2

LOSING STREAK: 12, Sept. 19-Oct. 2



Year-By-Year Statistical Review

1989 Angels Batting

PLAYER	AVG	G	AB	R	H	TB	2B	3B	HR	RBI	SH	SF	HP	BB	IBB	SO	SB	CS
Anderson	.229	86	223	27	51	59	6	1	0	17	6	1	1	17	0	42	1	2
Armas	.257	60	202	22	52	94	7	1	11	30	0	2	0	7	2	48	0	0
Bichette	.210	48	138	13	29	45	7	0	3	15	0	2	0	6	0	24	3	0
Brady	.500	2	2	0	1	2	1	0	0	1	0	0	0	0	0	1	0	0
Davis	.271	154	560	81	152	244	24	1	22	90	3	6	0	61	12	109	3	0
DiSarcina	.000	2	0	0	0	0	0	0	0	0	0	0	0	0	0	0	0	0
Downing	.283	142	544	59	154	225	25	2	14	59	0	4	6	56	3	87	0	2
Eppard	.250	12	12	0	3	3	0	0	0	2	0	0	0	1	0	4	0	0
Hoffman	.212	48	104	9	22	28	3	0	1	3	4	0	1	3	0	13	0	2
Howell	.228	144	474	56	108	195	19	4	20	52	3	1	3	52	9	125	0	3
Joyner	.282	159	593	78	167	249	30	2	16	79	1	8	6	46	7	58	3	2
McLemore	.243	32	103	12	25	30	3	1	0	14	3	1	1	7	0	19	6	1
Orton	.179	16	39	4	7	8	1	0	0	4	1	0	0	2	0	17	0	0
Parrish	.238	124	433	48	103	168	12	1	17	50	1	4	2	42	6	104	1	1
Ray	.289	134	530	52	153	190	16	3	5	62	4	12	0	36	3	30	6	3
Rose	.211	14	38	4	8	16	1	2	1	3	1	0	1	2	0	10	0	0
Schofield	.228	91	302	42	69	96	11	2	4	26	11	2	3	28	0	47	9	3
Schroeder	.203	41	138	16	28	48	2	0	6	15	3	0	0	3	0	44	0	0
Tingley	.333	4	3	0	1	1	0	0	0	0	0	0	0	1	0	0	0	0
Venable	.358	20	53	7	19	23	4	0	0	4	3	0	0	1	0	16	0	0
Washington	.273	110	418	53	114	179	18	4	13	42	3	1	2	27	3	84	13	5
White	.245	156	636	86	156	236	18	13	12	56	7	2	2	31	3	129	44	16
TOTALS	.256	162	5545	669	1422	2139	208	37	145	624	54	46	28	429	48	1011	89	40
OPP.	.253	162	5470	578	1384	1968	201	22	113	551	54	50	29	465	19	897	111	42

1989 Angels Designated Hitters

PLAYER	AVG	G	AB	R	H	TB	2B	3B	HR	RBI	SH	SF	HP	BB	IBB	SO	SB	CS
Anderson	.333	1	3	0	1	1	0	0	0	1	1	0	0	0	0	0	0	0
Armas	.278	6	18	4	5	13	2	0	2	4	0	1	0	1	1	4	0	0
Davis	.227	6	22	1	5	8	3	0	0	2	0	0	0	2	0	7	0	0
Downing	.284	141	543	59	154	225	25	2	14	59	0	4	6	56	3	87	0	2
Hoffman	.000	1	4	0	0	0	0	0	0	0	0	0	0	0	0	0	0	0
Parrish	.250	2	8	0	2	4	2	0	0	2	0	0	0	0	0	1	0	0
Washington	.214	7	28	2	6	8	0	1	0	3	0	0	0	2	0	5	0	0
White	.000	1	0	1	0	0	0	0	0	0	0	0	0	0	0	0	0	0
TOTALS	.277	162	629	67	174	260	32	3	16	72	1	5	6	61	4	105	0	2

1989 Angels Pitching

PITCHER	W-L	ERA	G	GS	CG	SHO	SV	IP	H	R	ER	HR	HB	BB	IB	SO	WP	BK
Abbott	12-12	3.92	29	29	4	2	0	181.1	190	95	79	13	4	74	3	115	8	2
Blyleven	17-5	2.73	33	33	8	5	0	241	225	76	73	14	8	44	2	131	2	0
Clark	0-2	4.91	4	2	0	0	0	11	13	8	6	0	0	3	0	7	2	1
Corbett	0-0	3.38	4	0	0	0	0	5.1	3	2	2	1	0	1	0	3	0	0
Fetters	0-0	8.10	1	0	0	0	0	3.1	5	4	3	1	0	1	0	4	2	0
Finley	16-9	2.57	29	29	9	1	0	199.2	171	64	57	13	2	82	0	156	4	2
Fraser	4-7	3.24	44	0	0	0	2	91.2	80	33	33	6	5	23	4	46	5	0
Harvey	3-3	3.44	51	0	0	0	25	55	36	21	21	6	0	41	1	78	5	0
McCaskill	15-10	2.93	32	32	6	4	0	212	202	73	69	16	3	59	1	107	7	2
McClure	6-1	1.55	48	0	0	0	3	52.1	39	14	9	2	1	15	1	36	2	2
Minton	4-3	2.20	62	0	0	0	8	90	76	22	22	4	2	37	4	42	3	0
Monteleone	2-2	3.18	24	0	0	0	0	39.2	39	15	14	3	1	13	1	27	2	0
Petry	3-2	5.47	19	4	0	0	0	51	53	32	31	8	1	23	0	21	2	0
Witt	9-15	4.54	33	33	5	0	0	220	252	119	111	26	2	48	1	123	7	0
TOTALS	91-71	3.28	162	162	32	20	38	1454.1	1384	578	530	113	29	465	19	897	51	9
OPP.	71-91	3.67	162	162	32	9	35	1447.2	1422	669	591	145	28	429	48	1011	47	11

WIN STREAK: 7, July 18-25

LOSING STREAK: 7, June 7-14

Year-By-Year Statistical Review



1990 Angels Batting

PLAYER	AVG	G	AB	R	H	TB	2B	3B	HR	RBI	SH	SF	HP	BB	IBB	SO	SB	CS
Anderson	.229	86	223	27	51	59	6	1	0	17	6	1	1	17	0	42	1	2
Bichette	.255	109	349	40	89	151	15	1	15	53	1	2	3	16	1	79	5	2
Coachman	.311	16	45	3	14	17	3	0	0	5	1	0	2	1	0	7	0	1
Davis	.265	113	412	58	109	164	17	1	12	58	0	3	0	61	4	89	1	2
DiSarcina	.140	18	57	8	8	11	1	1	0	0	1	0	0	3	0	10	1	0
Downing	.273	96	330	47	90	154	18	2	14	51	0	4	6	50	2	45	0	0
Hill	.264	103	352	36	93	124	18	2	3	32	6	4	1	29	1	27	1	2
Howell	.228	105	316	35	72	117	19	1	8	33	1	2	1	46	5	61	3	0
Joyner	.268	83	310	35	83	122	15	0	8	41	1	5	1	41	4	34	2	1
McLemore	.146	20	48	4	7	9	2	0	0	2	1	0	0	4	0	9	1	0
Orton	.190	31	84	8	16	24	5	0	1	6	2	0	1	5	0	31	0	1
Parrish	.268	133	470	54	126	212	14	0	24	70	0	2	5	46	4	107	2	2
Polonia	.336	109	381	50	128	159	7	9	2	32	3	3	1	25	1	42	20	14
Ray	.277	105	404	47	112	150	23	0	5	43	3	3	0	19	2	44	2	3
Rose	.385	7	13	5	5	8	0	0	1	2	1	0	0	2	0	1	0	0
Schofield	.255	99	310	41	79	92	8	1	1	18	13	2	2	52	3	61	3	4
Schroeder	.224	18	58	7	13	28	3	0	4	9	0	0	0	1	0	10	0	0
Schu	.268	61	157	19	42	68	8	0	6	14	0	1	0	11	0	25	0	0
Stevens	.214	67	248	28	53	84	10	0	7	32	2	3	0	22	3	75	1	1
Tingley	.000	5	3	0	0	0	0	0	0	0	0	0	0	1	0	0	0	0
Venable	.259	93	189	26	49	76	9	3	4	21	7	2	0	24	2	31	5	1
Washington	.176	12	34	3	6	10	1	0	1	3	0	0	0	2	0	8	1	0
White	.217	125	443	57	96	152	17	3	11	44	10	3	3	44	5	116	21	6
Winfield	.275	112	414	63	114	193	18	2	19	72	1	6	1	48	3	68	0	15
TOTALS	.260	162	5570	690	1448	2180	237	27	147	646	58	45	28	566	41	1000	69	43
OPP.	.267	162	5548	706	1482	2103	236	34	106	660	47	46	38	544	25	944	91	69

1990 Angels Designated Hitters

PLAYER	AVG	G	AB	R	H	TB	2B	3B	HR	RBI	SH	SF	HP	BB	IBB	SO	SB	CS
Coachman	.000	2	5	0	0	0	0	0	0	0	0	0	0	0	0	1	0	0
Davis	.284	60	225	35	64	97	13	1	6	30	0	2	0	34	3	43	0	2
Downing	.280	87	322	47	90	154	18	2	14	51	0	4	6	49	2	44	0	0
Hill	.000	1	1	0	0	0	0	0	0	0	0	0	0	0	0	0	0	0
Parrish	.500	1	4	1	2	4	1	0	1	0	0	0	0	0	0	0	0	0
Polonia	.333	11	45	3	15	16	1	0	0	3	0	0	0	1	0	5	2	3
Ray	.250	1	4	0	1	1	0	0	0	0	0	0	0	0	0	0	0	0
Winfield	.364	3	11	3	4	8	1	0	1	2	0	0	0	4	0	3	0	0
TOTALS	.285	162	617	89	176	280	35	3	21	87	0	7	6	88	5	96	2	5

1990 Angels Pitching

PITCHER	W-L	ERA	G	GS	CG	SHO	SV	IP	H	R	ER	HR	HB	BB	IB	SO	WP	BK
Abbott	10-14	4.51	33	33	4	1	0	211.2	246	116	106	16	5	72	6	105	4	3
Bailes	2-0	6.37	27	0	0	0	0	35.1	46	30	25	8	1	20	0	16	0	0
Blyleven	8-7	5.24	23	23	2	0	0	134	163	85	78	15	7	25	0	69	6	0
Clear	0-0	5.87	4	0	0	0	0	7.2	5	7	5	0	2	9	0	6	1	0
Corbett	0-0	9.00	4	0	0	0	0	5	8	5	5	0	0	3	0	2	0	0
Eichhorn	2-5	3.08	60	0	0	0	13	84.2	98	36	29	2	6	23	0	69	2	0
Fetters	1-1	4.12	26	2	0	0	1	67.2	77	33	31	9	2	20	0	35	3	0
Finley	18-9	2.40	32	32	7	2	0	236	210	77	63	17	2	81	3	177	9	0
Fraser	5-4	3.08	45	0	0	0	2	76	69	29	26	4	0	24	3	32	1	0
Grahe	3-4	4.98	8	8	0	0	0	43.1	51	30	24	3	3	23	1	25	1	0
Harvey	4-4	3.22	54	0	0	0	25	64.1	45	24	23	4	0	35	6	82	7	1
Hill	0-0	0.00	1	0	0	0	0	1	0	0	0	0	0	1	0	1	0	0
Langston	10-17	4.40	33	33	5	1	0	223	215	120	109	13	5	104	1	195	8	0
Lewis	1-1	2.20	2	2	1	0	0	16.1	10	4	4	2	0	2	0	9	0	0
McCaskill	12-11	3.25	29	29	2	1	0	174.1	161	77	63	9	2	72	1	78	6	1
McClure	2-0	6.43	11	0	0	0	0	7	7	6	5	0	0	3	0	6	0	1
Minton	1-1	2.35	11	0	0	0	0	15.1	11	4	4	1	1	7	1	4	0	0
Richardson	0-0	0.00	1	0	0	0	0	.1	1	0	0	0	0	0	0	0	0	0
Witt	0-3	1.77	10	0	0	0	1	20.1	19	9	4	1	1	13	2	14	1	0
Young	1-1	3.52	17	0	0	0	0	30.2	40	14	12	2	1	7	1	19	1	0
TOTALS	80-82	3.79	162	162	21	13	42	1454	1482	706	613	106	8	544	25	944	50	6
OPP.	82-80	3.72	162	162	12	6	55	1458.1	1448	690	602	147	28	566	41	1000	41	5

WIN STREAK: 7, May 21-27

LOSING STREAK: 5, May 3-7

Year-By-Year Statistical Review

1991 Angels Batting

PLAYER	AVG	G	AB	R	H	TB	2B	3B	HR	RBI	SH	SF	HP	BB	IBB	SO	SB	CS
Abner	.228	41	101	12	23	37	6	1	2	9	0	0	0	4	0	18	1	2
Amaro	.217	10	23	0	5	6	1	0	0	2	0	0	0	3	1	3	0	0
Cron	.133	6	15	0	2	2	0	0	0	0	0	0	0	2	0	5	0	0
Davis	.000	3	2	0	0	0	0	0	0	0	0	0	0	0	0	0	0	0
DiSarcina	.211	18	57	5	12	14	2	0	0	3	2	0	2	3	0	4	0	0
Felix	.283	66	230	32	65	85	10	2	2	26	0	2	3	11	0	55	7	5
Flora	.125	3	8	1	1	1	0	0	0	0	1	0	0	1	0	5	1	0
Gaetti	.246	152	586	58	144	222	22	1	18	66	2	5	8	33	3	104	5	5
Gallagher	.293	90	270	32	79	99	17	0	1	30	10	0	2	24	0	43	2	4
Hill	.239	77	209	36	50	63	8	1	1	20	3	0	0	30	1	21	1	0
Howell	.210	32	81	11	17	25	2	0	2	7	0	0	0	11	0	11	1	1
Joyner	.301	143	551	79	166	269	34	3	21	96	2	5	1	52	4	66	2	0
Lyons	.200	2	5	0	1	1	0	0	0	0	0	0	0	0	0	0	0	0
Marshall	.000	2	7	0	0	0	0	0	0	0	0	0	0	0	0	1	0	0
Orton	.203	29	69	7	14	18	4	0	0	3	4	0	1	10	0	17	0	1
Parker	.232	119	466	45	108	167	22	2	11	56	0	3	3	29	3	91	3	2
Parrish	.216	119	402	38	87	156	12	0	19	51	0	3	5	35	2	117	0	1
Polonia	.296	150	604	92	179	229	28	8	2	50	2	3	1	52	4	74	48	23
Rose	.277	22	65	5	18	28	5	1	1	8	0	1	0	3	0	13	0	0
Schofield	.225	134	427	44	96	111	9	3	0	31	7	0	3	50	2	69	8	4
Sojo	.258	113	364	38	94	119	14	1	3	20	19	0	5	14	0	26	5	2
Stevens	.293	18	58	8	17	24	7	0	0	9	1	1	0	6	2	12	1	2
Tingley	.200	45	115	11	23	33	7	0	1	13	4	0	1	8	0	34	1	1
Venable	.246	82	187	24	46	67	8	2	3	21	4	2	2	11	2	30	2	1
Winfield	.262	150	568	75	149	268	27	4	28	86	2	6	1	56	4	109	7	2
TOTALS	.255	162	5470	653	1396	2044	245	29	115	607	63	31	38	448	28	928	94	56
OPP.	.250	162	5399	649	1351	2066	250	21	141	609	43	35	38	543	29	990	89	72

1991 Angels Designated Hitters

PLAYER	AVG	G	AB	R	H	TB	2B	3B	HR	RBI	SH	SF	HP	BB	IBB	SO	SB	CS
Abner	.000	3	0	1	0	0	0	0	0	0	0	0	0	0	0	0	0	0
Amaro	.000	1	0	0	0	0	0	0	0	0	0	0	0	0	0	0	0	0
Cron	.000	1	0	0	0	0	0	0	0	0	0	0	0	0	0	0	0	0
Gallagher	1.000	2	2	0	2	3	1	0	0	0	0	0	0	0	0	0	0	0
Howell	.000	1	1	0	0	0	0	0	0	0	0	0	0	0	0	0	0	0
Marshall	.000	1	3	0	0	0	0	0	0	0	0	0	0	0	0	0	0	0
Orton	.000	1	0	0	0	0	0	0	0	0	0	0	0	0	0	0	0	0
Parker	.232	119	466	45	108	167	22	2	11	56	0	3	3	29	3	91	3	2
Parrish	.143	5	2	2	3	6	0	0	1	1	0	0	0	3	0	5	0	0
Polonia	.313	4	16	3	5	5	0	0	0	0	0	0	0	0	0	3	2	1
Sojo	.000	1	0	1	0	0	0	0	0	0	0	0	0	0	0	0	0	0
Venable	.000	3	1	1	0	0	0	0	0	0	0	0	0	0	0	0	0	0
Winfield	.256	34	125	14	32	52	5	0	5	16	1	1	0	16	2	31	3	1
TOTALS	.236	162	636	67	150	223	28	2	17	73	1	4	3	48	5	130	8	5

1991 Angels Pitching

PITCHER	W-L	ERA	G	GS	CG	SHO	SV	IP	H	R	ER	HR	HB	BB	IB	SO	WP	BK
Abbott, J.	18-11	2.89	34	34	5	1	0	243	222	85	78	14	5	73	6	158	1	4
Abbott, K.	1-2	4.58	5	3	0	0	0	19.2	22	11	10	2	1	13	0	12	1	1
Bailes	1-2	4.18	42	0	0	0	0	51.2	41	26	24	5	4	22	5	41	2	0
Bannister	0-0	3.96	16	0	0	0	0	25	25	12	11	5	0	10	1	16	1	0
Beasley	0-1	3.38	22	0	0	0	0	26.2	26	14	10	2	1	10	1	14	2	0
Eichhorn	3-3	1.98	70	0	0	0	1	81.2	63	21	18	2	2	13	1	49	0	0
Fetters	2-5	4.84	19	4	0	0	0	44.2	53	29	24	4	3	28	2	24	4	0
Finley	18-9	3.80	34	34	4	2	0	227.1	205	102	96	23	8	101	1	171	6	3
Grahe	3-7	4.81	18	10	1	0	0	73	84	43	39	2	3	33	0	40	2	0
Harvey	2-4	1.60	67	0	0	0	46*	78.2	51	20	14	6	1	17	3	101	2	2
Langston	19-8	3.00	34	34	7	0	0	246.1	190	89	82	30	2	96	3	183	6	0
Lewis	3-5	6.27	16	11	0	0	0	60.1	81	43	42	9	2	21	0	37	3	0
McCaskill	10-19*	4.26	30	30	1	0	0	177.2	193	93	84	19	3	66	1	71	6	0
McClure	0-0	9.31	13	0	0	0	0	9.2	13	11	10	3	1	5	0	5	2	1
Robinson	0-3	5.37	39	0	0	0	3	57	56	34	34	9	2	29	4	57	10	0
Valenzuela	0-2	12.15	2	2	0	0	0	6.2	14	10	9	3	0	3	0	5	1	0
Young	1-0	4.26	11	0	0	0	0	12.2	12	6	6	3	0	3	1	6	0	0
TOTALS	81-81	3.69	162	162	18	10	50	1441.2	1351	649	591	141	38	543	29	990	49	11
OPP.	81-81	3.58	162	162	20	15	42	1441.1	1396	653	573	115	38	448	28	928	61	6

WIN STREAK: 5, June 1-6

LOSING STREAK: 7, July 4-13 & July 31-Aug. 6

Year-By-Year Statistical Review



1992 Angels Batting

PLAYER	AVG	G	AB	R	H	TB	2B	3B	HR	RBI	SH	SF	HP	BB	IBB	SO	SB	CS
Brooks	.216	82	306	28	66	103	13	0	8	36	0	1	1	12	3	46	3	3
Curtis	.259	139	441	59	114	164	16	2	10	46	5	4	6	51	2	71	43	18
Davis	.250	40	104	5	26	34	8	0	0	16	0	1	0	13	2	9	0	0
DiSarcina	.247	157	518	48	128	156	19	0	3	42	5	3	7	20	0	50	9	7
Ducey	.237	31	59	4	14	17	3	0	0	2	0	1	0	5	0	12	2	3
Easley	.258	47	151	14	39	47	5	0	1	12	2	1	3	8	0	26	9	5
Felix	.246	139	509	63	125	184	22	5	9	72	5	9	2	33	5	128	8	8
Fitzgerald	.212	95	189	19	40	60	2	0	6	17	3	0	0	22	0	34	2	2
Gaetti	.226	130	456	41	103	156	13	2	12	48	0	3	6	21	4	79	3	1
Gonzales	.277	104	329	47	91	131	17	1	7	38	5	1	4	41	1	46	7	4
Gonzalez	.182	33	55	4	10	12	2	0	0	2	1	1	0	7	1	20	0	1
Hayes	.225	94	307	35	69	100	17	1	4	29	3	3	0	37	4	54	11	6
Langston	.000	33	2	1	0	0	0	0	0	0	0	0	0	0	0	2	0	0
Morris	.193	43	57	4	11	15	1	0	1	3	1	0	1	4	1	11	1	0
Myers	.235	8	17	0	4	5	1	0	0	0	1	0	0	0	0	6	0	0
Oberkfell	.264	41	91	6	24	25	1	0	0	10	0	2	0	8	2	5	0	1
Orton	.219	43	114	11	25	34	3	0	2	12	2	0	2	7	0	32	1	1
Parrish	.229	24	83	7	19	33	2	0	4	11	1	1	0	5	1	22	0	0
Polonia	.286	149	577	83	165	190	17	4	0	35	8	4	1	45	6	64	51	21*
Rose	.214	30	84	10	18	29	5	0	2	10	1	1	2	8	1	9	1	1
Salmon	.177	23	79	8	14	21	1	0	2	6	0	1	1	11	1	23	1	1
Schofield	.333	1	3	0	1	1	0	0	0	0	0	0	0	1	0	0	0	0
Sojo	.272	106	368	37	100	139	12	3	7	43	7	1	1	14	0	24	7	11
Stevens	.221	106	312	25	69	109	19	0	7	37	1	2	1	29	6	64	1	4
Tingley	.197	71	127	15	25	38	2	1	3	8	5	0	2	13	0	35	0	1
Williams	.231	14	26	5	6	9	1	1	0	2	0	0	0	1	0	10	0	2
TOTALS	.243	162	5364	579	1306	1612	202	20	88	537	56	40	40	416	40	882	160	101
OPP.	.264	162	5484	671	1449	2094	221	17	130	626	47	50	39	532	40	888	120	70

1992 Angels Designated Hitters

PLAYER	AVG	G	AB	R	H	TB	2B	3B	HR	RBI	SH	SF	HP	BB	IBB	SO	SB	CS
Brooks	.218	70	275	28	60	97	13	0	8	34	0	1	1	10	2	43	3	0
Curtis	.000	1	0	1	0	0	0	0	0	0	0	0	0	0	0	0	0	0
Davis	.208	9	24	0	5	6	1	0	0	1	0	0	0	5	0	2	0	0
Ducey	.000	1	3	0	0	0	0	0	0	0	0	0	0	0	0	1	0	1
Felix	.267	8	30	4	8	11	1	1	0	6	0	1	0	2	1	8	0	0
Fitzgerald	.500	1	2	0	1	1	0	0	0	0	0	0	0	0	0	0	0	0
Gaetti	.230	17	61	6	14	24	1	0	3	4	0	1	3	0	15	0	1	
Gonzalez	.000	1	0	0	0	0	0	0	0	0	0	0	0	0	0	0	0	0
Hayes	.412	5	17	5	7	10	3	0	0	1	0	0	0	0	0	3	0	0
Langston	.000	1	2	1	0	0	0	0	0	0	0	0	0	0	0	2	0	0
Morris	.000	6	11	0	0	0	0	0	0	1	0	1	1	1	1	2	0	0
Oberkfell	.200	5	20	1	4	4	0	0	2	0	0	0	0	0	0	2	0	0
Parrish	.125	2	8	0	1	1	0	0	0	1	0	0	0	0	0	3	0	0
Polonia	.314	47	188	30	59	71	8	2	0	12	3	1	1	12	2	20	15	9
Stevens	.167	2	6	1	1	1	0	0	0	1	0	0	0	1	0	1	0	0
Williams	.000	2	0	0	0	0	0	0	0	0	0	0	0	0	0	0	0	0
TOTALS	.247	162	647	77	160	226	27	3	11	62	4	3	4	34	6	102	18	15

1992 Angels Pitching

PITCHER	W-L	ERA	G	GS	CG	SHO	SV	IP	H	R	ER	HR	HB	BB	IB	SO	WP	BK
Abbott	7-15	2.77	29	29	7	0	0	211	208	73	65	12	4	68	3	130	2	0
Bailes	3-1	7.45	32	0	0	0	0	38.2	59	34	32	7	1	28	4	25	2	1
Blyleven	8-12	4.74	25	24	1	0	0	133	150	76	70	17	5	29	2	70	3	1
Butcher	2-2	3.25	19	0	0	0	0	27.2	29	11	10	3	2	13	1	24	0	0
Crim	7-6	5.17	57	0	0	0	1	87	100	56	50	11	6	29	6	30	4	0
Eichhorn	2-4	2.38	42	0	0	0	2	56.2	51	19	15	2	0	18	8	42	3	1
Finley	7-12	3.96	31	31	4	1	0	204.1	212	99	90	24	3	98	2	124	6	0
Fortugno	1-1	5.18	14	5	1	1	1	41.2	37	24	24	5	0	19	0	31	2	1
Frey	4-2	3.57	51	0	0	0	4	45.1	39	18	18	6	2	22	3	24	1	0
Grahe	5-6	3.52	46	7	0	0	21	94.2	85	37	37	5	6	39	2	39	3	0
Harvey	0-4	2.83	25	0	0	0	13	28.2	22	12	9	4	0	11	1	34	4	0
Hathaway	0-0	7.94	2	1	0	0	0	5.2	8	5	5	1	0	3	0	1	0	0
Langston	13-14	3.66	32	32	9	2	0	229	206	103	93	14	6	74	2	174	5	0
Lewis	4-0	3.99	21	2	0	0	0	38.1	36	18	17	3	2	14	1	18	1	1
Robison	1-0	2.20	3	3	0	0	0	16.1	19	4	4	1	0	3	0	9	1	0
Valera	8-11	3.73	30	28	4	2	0	188	188	82	78	15	2	64	5	113	5	0
TOTALS	72-90	3.84	162	162	26	13	42	1446	1449	671	617	130	39	532	40	888	42	5
OPP.	90-72	3.14	162	162	27	15	45	1454	1306	579	507	88	40	416	40	882	33	12

WIN STREAK: 6, July 10-18

LOSING STREAK: 11, June 28-July 9

A Year-By-Year Statistical Review

1993 Angels Batting

PLAYER	AVG	G	AB	R	H	TB	2B	3B	HR	RBI	SH	SF	HP	BB	IBB	SO	SB	CS
Alletta	.178	21	45	4	8	12	1	0	1	2	1	0	0	1	1	6	0	0
Correa	.266	64	128	12	34	39	5	0	0	9	5	0	4	6	0	20	2	4
Curtis	.285	152	583	94	166	215	25	3	6	59	7	7	4	70	2	89	48	24*
Davis	.243	153	573	74	139	252	32	0	27	112	0	0	1	71	12	135	4	1
DiSarcina	.238	126	416	44	99	130	20	1	3	45	5	3	6	15	0	38	5	7
Easley	.313	73	230	33	72	95	13	2	2	22	1	2	3	28	2	35	6	6
Edmonds	.246	18	61	5	15	21	4	1	0	4	0	0	0	2	1	16	0	2
Gaetti	.180	20	50	3	9	11	2	0	0	4	0	1	0	5	0	12	1	0
Gonzales, L	.500	2	2	0	1	1	0	0	0	1	0	0	0	1	0	0	0	0
Gonzales, R	.251	118	335	34	84	107	17	0	2	31	2	2	1	49	2	45	5	5
Gruber	.277	18	65	10	18	30	3	0	3	9	2	0	1	2	0	11	0	0
Javier	.291	92	237	33	69	96	10	4	3	28	1	3	1	27	1	33	12	2
Lovullo	.251	116	367	42	92	130	20	0	6	30	3	2	1	36	1	49	7	6
Myers	.255	108	290	27	74	105	10	0	7	40	3	3	2	17	2	47	3	3
Orton	.189	37	95	5	18	26	5	0	1	4	2	0	1	7	0	24	1	2
Perez	.250	52	180	16	45	67	6	2	4	30	0	1	2	9	0	39	5	4
Polonia	.271	152	576	75	156	188	17	6	1	32	8	3	2	48	7	53	55	24*
Salmon	.283	142	515	93	146	276	35	1	31	95	0	8	5	82	5	135	5	6
Snow	.241	129	419	60	101	171	18	2	16	57	7	6	2	55	4	88	3	0
Stillwell	.262	22	61	2	16	22	2	2	0	3	1	2	0	4	0	11	2	0
Tingley	.200	58	90	7	18	25	7	0	0	12	3	1	1	9	0	22	1	2
Turner	.280	25	75	9	21	29	5	0	1	13	0	1	1	9	0	16	1	1
Van Burkleo	.152	12	33	2	5	11	3	0	1	1	0	0	0	6	0	9	1	0
Walewander	.125	12	8	2	1	1	0	0	0	3	0	1	0	5	0	1	1	1
TOTALS	.260	162	5391	684	1399	2048	259	24	114	644	50	46	38	564	39	930	169	100
OPP.	.270	162	5488	770	1482	2239	268	15	153	732	53	61	51	550	35	843	122	52

1993 Angels Designated Hitters

PLAYER	AVG	G	AB	R	H	TB	2B	3B	HR	RBI	SH	SF	HP	BB	IBB	SO	SB	CS
Correa	.000	6	0	1	0	0	0	0	0	0	0	0	0	0	0	0	0	0
Davis	.243	150	572	74	139	252	32	0	27	112	0	0	1	70	12	135	4	1
Easley	1.000	1	1	0	1	2	1	0	0	0	0	0	0	0	0	0	0	0
Gaetti	.176	5	17	2	3	3	0	0	0	3	0	1	0	2	0	4	0	0
Gruber	.000	1	4	0	0	0	0	0	0	1	0	0	0	0	0	2	0	0
Javier	.500	1	2	0	1	1	0	0	0	0	0	0	0	0	0	1	0	0
Myers	.429	2	7	0	3	3	0	0	0	2	0	0	0	0	0	0	0	0
Perez	.000	3	1	1	0	0	0	0	0	0	0	0	0	0	0	0	0	0
Polonia	.188	4	16	2	3	3	0	0	0	0	0	0	0	1	0	3	1	3
Salmon	.750	1	4	2	3	5	2	0	1	0	0	0	0	1	0	1	0	0
Walewander	.000	3	0	0	0	0	0	0	0	0	0	0	0	0	0	0	0	1
Walton	.000	4	0	1	0	0	0	0	0	0	0	0	0	0	0	0	0	0
TOTALS	.245		624	83	153	269	35	0	27	119	0	1	1	74	12	146	5	5

1993 Angels Pitching

PITCHER	W-L	ERA	G	GS	CG	SHO	SV	IP	H	R	ER	HR	HB	BB	IB	SO	WP	BK
Anderson	0-0	3.97	4	1	0	0	0	11.1	11	5	5	1	0	2	0	4	0	0
Butcher	1-0	2.86	23	0	0	0	8	28.1	21	12	9	2	2	15	1	24	0	0
Crim	2-2	5.87	11	0	0	0	0	15.1	17	11	10	2	2	5	1	10	0	0
Davis	0-0	0.00	1	0	0	0	0	2	0	0	0	0	1	0	0	0	0	0
Farrell	3-12	7.35	21	17	0	0	0	90.2	110	74	74	22	7	44	3	45	3	0
Finley	16-14	3.15	35	35	13*	2	0	251.1	243	108	88	22	6	82	1	187	8	1
Frey	2-3	2.98	55	0	0	0	13	48.1	41	20	16	1	3	26	1	22	3	0
Gonzales	0-0	0.00	1	0	0	0	0	1	0	0	0	0	0	0	0	0	0	0
Grahe	4-1	2.86	45	0	0	0	11	56.2	54	22	18	5	2	25	4	31	3	0
Hathaway	4-3	5.02	11	11	0	0	0	57.1	71	35	32	6	5	26	1	11	5	1
Holzemer	0-3	8.87	5	4	0	0	0	23.1	34	24	23	2	3	13	0	10	1	0
Langston	16-11	3.20	35	35	7	0	0	256.1	220	100	91	22	1	85	2	196	10	2
Leftwich	4-6	3.79	12	12	1	0	0	80.2	81	35	34	5	3	27	1	31	1	0
Lewis	1-2	4.22	15	4	0	0	0	32	37	16	15	3	2	12	1	10	1	0
Linton	2-0	7.71	19	0	0	0	0	25.2	35	22	22	8	0	14	1	19	2	0
Magrane	3-2	3.94	8	8	0	0	0	48	48	27	21	4	0	21	0	24	4	0
Nelson	0-5	3.08	46	0	0	0	4	52.2	50	25	18	3	2	23	4	31	1	0
Nielsen	0-0	8.03	10	0	0	0	0	12.1	18	13	11	1	1	4	0	8	0	1
Patterson	1-1	4.58	46	0	0	0	1	59	54	30	30	7	0	35	5	36	2	0
Sanderson	7-1	4.46	21	21	4	1	0	135.1	153	77	67	15	5	27	5	66	1	2
Scott	1-2	5.85	16	0	0	0	0	20	19	13	13	1	1	11	1	13	2	0
Springer	1-6	7.20	14	9	1	0	0	60	73	48	48	11	3	32	1	31	6	0
Swingle	0-1	8.38	9	0	0	0	0	9.2	15	9	9	2	0	6	0	6	0	0
Valera	3-6	6.62	19	5	0	0	4	53	77	44	39	8	2	15	2	28	2	0
TOTALS	71-91	4.34	162	162	26	3	41	1430.1	1482	770	690	153	51	550	35	843	55	7
OPP.	91-71	3.92	162	162	17	8	47	1438.2	1399	684	627	114	38	564	39	930	47	6

WIN STREAK: 6, April 20-25

LOSING STREAK: 10, July 17-26

Year-By-Year Statistical Review



1994 Angels Batting

PLAYER	AVG	G	AB	R	H	TB	2B	3B	HR	RBI	SH	SF	HP	BB	IBB	SO	SB	CS
Anderson,G	.385	5	13	0	5	5	0	0	0	1	0	0	0	0	0	2	0	0
Correia	.235	6	17	4	4	5	1	0	0	0	0	0	2	0	0	0	0	0
Curtis	.256	114	453	67	116	180	23	4	11	50	7	4	5	37	0	69	25	11
Dalesandro	.200	19	25	5	5	9	1	0	1	2	0	0	0	2	0	4	0	0
Davis	.311	108	392	72	122	220	18	1	26	84	0	6	1	69	11	84	3	2
DiSarcina	.260	112	389	53	101	128	14	2	3	33	10	2	2	18	0	28	3	7
Easley	.215	88	316	41	68	104	16	1	6	30	4	2	4	29	0	48	4	5
Edmonds	.273	94	289	35	79	109	13	1	5	37	1	1	1	30	3	72	4	2
Fabregas	.283	43	127	12	36	39	3	0	0	16	1	0	0	7	1	18	2	1
Hudler	.298	56	124	17	37	69	8	0	8	20	4	2	0	6	0	28	2	2
Jackson	.279	75	201	23	56	102	7	0	13	43	0	2	1	20	2	72	1	0
Myers	.246	45	126	10	31	43	6	0	2	8	5	1	0	10	3	27	0	2
Owen	.310	82	268	30	83	113	17	2	3	37	3	0	1	49	0	17	2	8
Perez	.209	38	129	10	27	49	7	0	5	16	1	1	0	12	1	29	3	0
Reynolds	.232	74	207	33	48	60	10	1	0	11	3	1	1	23	0	18	10	7
Salmon	.287	100	373	67	107	198	18	2	23	70	0	3	5	54	2	102	1	3
Smith	.262	45	122	19	32	54	5	1	5	18	0	1	0	7	0	20	2	3
Snow	.220	61	223	22	49	77	4	0	8	30	2	1	3	19	1	48	0	1
Turner	.242	58	149	23	36	48	7	1	1	12	1	2	1	10	0	29	3	0
TOTALS	.264	115	3943	543	1042	1612	178	16	120	518	42	29	27	402	24	715	65	54
OPP.	.287	115	4009	660	1149	1873	236	19	150	624	35	41	45	436	28	682	83	38

1994 Angels Designated Hitters

PLAYER	AVG	G	AB	R	H	TB	2B	3B	HR	RBI	SH	SF	HP	BB	IBB	SO	SB	CS
Davis	.314	106	385	71	121	219	18	1	26	84	0	6	1	69	11	81	3	2
Hudler	.000	4	3	0	0	0	0	0	0	0	1	0	0	0	0	1	0	0
Jackson	.333	9	30	2	10	10	0	0	0	0	0	0	0	2	0	11	0	0
Myers	.000	1	1	0	0	0	0	0	0	0	0	0	0	0	0	1	0	0
Owen	.000	2	1	0	0	0	0	0	0	0	0	0	0	0	0	0	0	0
Reynolds	.000	3	0	1	0	0	0	0	0	0	0	0	0	0	0	0	0	0
Smith	.000	2	4	0	0	0	0	0	0	0	0	0	0	1	0	2	0	0
TOTALS	.309		424	74	131	229	18	1	26	84	1	6	0	72	0	96	3	2

1994 Angels Pitching

PITCHER	W-L	ERA	G	GS	CG	SHO	SV	IP	H	R	ER	HR	HB	BB	IB	SO	WP	BK
Anderson,B	7-5	5.22	18	18	0	0	0	101.2	120	63	59	13	5	27	0	47	5	5
Butcher	2-1	6.67	33	0	0	0	0	29.2	31	24	22	2	2	23	5	19	2	0
Dopson	1-4	6.14	21	5	0	0	0	58.2	67	41	40	6	3	26	3	33	4	1
Farrell	1-2	9.00	3	3	0	0	0	13	16	14	13	2	1	8	0	10	0	0
Finley	10-10	4.32	25	25	7	2	0	183.1*	178	95	88	21	3	71	0	148	10	0
Grahe	2-5	6.65	40	0	0	0	13	43.1	68	33	32	5	6	18	4	26	4	1
Langston	7-8	4.68	18	18	2	1	0	119.1	121	67	62	19	0	54	1	109	6	0
Lefferts	1-1	4.67	30	0	0	0	1	34.2	50	20	18	7	0	12	3	27	1	0
Leftwich	5-10	5.68	20	20	1	0	0	114	127	75	72	16	3	42	2	67	3	1
Leiter	4-7	4.72	40	7	0	0	2	95.1	99	56	50	13	9	35	6	71	2	0
Lewis	0-1	6.10	20	0	0	0	0	31	46	23	21	5	2	10	2	10	0	0
Lorraine	0-2	10.61	4	3	0	0	0	18.2	30	23	22	7	0	11	0	10	0	0
Magrane	2-6	7.30	20	11	1	0	0	74	89	63	60	18	6	51	0	33	7	0
Patterson,B	2-3	4.07	47	0	0	0	1	42	35	21	19	6	2	15	2	30	1	0
Patterson,K	0-0	0.00	1	0	0	0	0	.2	0	0	0	0	0	0	1	0	0	0
Sampen	1-1	6.46	10	0	0	0	0	15.1	14	11	11	1	3	13	0	9	0	0
Schwarz	0-0	4.05	4	0	0	0	0	6.2	5	3	3	0	0	6	0	4	1	0
Springer	2-2	5.52	18	5	0	0	2	45.2	53	28	28	9	0	14	0	28	2	0
TOTALS	47-68	5.42	115	115	11	4	21	1027	1149	660	618	150	45	436	28	682	48	8
OPP.	68-47	4.38	115	115	11	7	26	1032.2	1042	543	503	120	27	402	24	715	33	4

WIN STREAK: 8, July 25-Aug. 2

LOSING STREAK: 9, Aug. 25-Sept. 3, Sept. 13-23

Year-By-Year Statistical Review

1995 Angels Batting

PLAYER	AVG	G	AB	R	H	TB	2B	3B	HR	RBI	SH	SF	HP	BB	IBB	SO	SB	CS
Aldrete	.250	18	24	1	6	6	0	0	0	3	0	1	0	0	0	8	0	0
Allanson	.171	35	82	5	14	26	3	0	3	10	1	0	1	7	0	12	0	1
Anderson,G	.321	106	374	50	120	189	19	1	16	69	2	4	1	19	4	65	6	2
Correa	.238	14	21	3	5	8	1	1	0	3	1	0	0	0	0	5	0	0
Dalesandro	.100	11	10	1	1	2	1	0	0	0	0	0	0	0	0	2	0	0
Davis	.318	119	424	81	135	218	23	0	20	86	0	9	0	89	12	79	3	3
DiSarcina	.307	99	362	61	111	166	28	6	5	41	7	3	2	20	0	25	7	4
Easley	.216	114	357	35	77	107	14	2	4	35	6	4	6	32	1	47	5	2
Edmonds	.290	141	558	120	162	299	30	4	33	107	1	5	5	51	4	130	1	4
Fabregas	.247	73	227	24	56	69	10	0	1	22	3	1	0	17	0	28	0	2
Flora	.000	2	1	1	0	0	0	0	0	0	0	0	0	0	0	1	0	0
Gallagher	.188	11	16	1	3	4	1	0	0	0	0	0	0	2	0	1	0	0
Gonzales	.333	30	18	1	6	10	1	0	1	3	0	0	0	0	0	4	0	0
Hudler	.265	84	223	30	59	93	16	0	6	27	2	1	5	10	1	48	13	0
Lind	.163	15	43	5	7	9	2	0	0	1	0	0	0	3	0	4	0	0
Martinez	.180	26	61	7	11	15	1	0	1	9	0	0	1	6	2	7	0	0
Myers	.260	85	273	35	71	114	12	2	9	38	1	2	1	17	3	49	0	1
Owen	.229	82	218	17	50	68	9	3	1	28	1	0	0	18	1	22	3	2
Palmeiro	.350	15	20	3	7	7	0	0	0	1	0	0	0	1	0	1	0	0
Perez	.169	29	71	9	12	21	4	1	1	7	0	1	2	12	0	9	0	0
Phillips	.261	139	525	119	137	241	21	1	27	61	1	1	3	113	6	135	13	10
Salmon	.330	143	537	111	177	319	34	3	34	105	0	4	6	91	2	111	5	5
Schofield	.250	12	20	1	5	5	0	0	0	2	2	0	0	4	0	2	0	0
Snow	.289	143	544	80	157	253	22	1	24	102	5	2	3	52	4	91	2	1
Turner	.100	5	10	0	1	1	0	0	0	1	0	0	0	0	0	3	0	0
TOTALS	.277	145	5019	801	1390	2250	252	25	186	761	33	38	36	564	40	889	57	39
OPP.	.265	145	4949	697	1310	2097	260	19	163	662	48	45	43	486	23	901	88	46

1995 Angels Designated Hitters

PLAYER	AVG	G	AB	R	H	TB	2B	3B	HR	RBI	SH	SF	HP	BB	IBB	SO	SB	CS
Aldrete	.143	2	7	0	1	1	0	0	0	0	0	0	0	0	0	2	0	0
Anderson,G	.000	1	4	0	0	0	0	0	0	0	0	0	0	0	0	1	0	0
Correa	.000	1	0	1	0	0	0	0	0	0	0	0	0	0	0	0	0	0
Dalesandro	.000	1	1	0	0	0	0	0	0	0	0	0	0	0	0	0	0	0
Davis	.318	119	424	81	135	218	23	0	20	86	0	9	0	89	12	79	3	3
Flora	.000	1	1	0	0	0	0	0	0	0	0	0	0	0	0	1	0	0
Gallagher	.000	1	0	0	0	0	0	0	0	0	0	0	0	1	0	0	0	0
Hudler	.250	3	12	3	3	6	0	0	1	1	0	0	1	2	0	1	2	0
Martinez	.167	2	6	0	1	1	0	0	0	0	0	0	0	0	0	2	0	0
Myers	.266	16	64	13	17	22	2	0	1	10	0	1	1	8	1	9	0	1
Perez	.000	1	1	0	0	0	0	0	0	0	0	0	0	0	0	0	0	0
Phillips	.429	2	7	2	3	4	1	0	0	2	0	0	0	2	0	2	0	0
Salmon	.000	1	3	1	0	0	0	0	0	0	0	0	0	1	0	0	0	0
TOTALS	.302		530	101	160	252	26	0	22	99	0	10	2	103	13	97	5	4

1995 Angels Pitching

PITCHER	W-L	ERA	G	GS	CG	SHO	SV	IP	H	R	ER	HR	HB	BB	IB	SO	WP	BK
Abbott	5-4	4.15	13	13	1	1	0	84.2	93	43	39	4	1	29	0	41	1	0
Anderson,B	6-8	5.87	18	17	1	0	0	99.2	110	66	65	24	3	30	2	45	1	3*
Bennett	0-0	0.00	1	0	0	0	0	0.1	0	0	0	0	0	0	0	0	0	0
Bielecki	4-6	5.97	22	11	0	0	0	75.1	80	56	50	15	3	31	1	45	3	0
Boskie	7-7	5.64	20	20	1	0	0	111.2	127	73	70	16	7	25	0	51	4	0
Butcher	6-1	4.73	40	0	0	0	0	51.1	49	28	27	7	1	31	2	29	3	0
Edenfield	0-0	4.26	7	0	0	0	0	12.2	15	7	6	1	0	5	0	6	3	0
Finley	15-12	4.21	32	32	2	1	0	203	192	106	95	20	7	93	1	195	13	1
Habyan	1-2	4.13	28	0	0	0	0	32.2	36	16	15	2	1	12	0	25	2	0
Harkey	4-3	4.55	12	8	1	0	0	61.1	80	32	31	12	1	16	2	28	0	0
Holzemer	0-1	5.40	12	0	0	0	0	8.1	11	6	5	1	1	7	1	5	0	0
James	3-0	3.88	46	0	0	0	1	55.2	49	27	24	6	3	26	2	36	1	0
Langston	15-7	4.63	31	31	2	1	0	200.1	212	109	103	21	3	64	1	142	5	1
Monteleone	1-0	2.00	9	0	0	0	0	9	8	2	2	1	0	3	0	5	0	0
Patterson	5-2	3.04	62	0	0	0	0	53.1	48	18	18	6	1	13	3	41	0	1
Percival	3-2	1.95	62	0	0	0	3	74	37	19	16	6	1	26	2	94	2	2
Sanderson	1-3	4.12	7	7	0	0	0	39.1	48	23	18	6	2	4	1	23	0	1
Smith	0-5	3.47	52	0	0	0	37	49.1	42	19	19	3	1	25	4	43	1	0
Springer	1-2	6.10	19	6	0	0	1	51.2	60	37	35	11	5	25	1	38	1	0
Williams	1-2	6.75	20	0	0	0	0	10.2	13	10	8	1	2	21	0	9	2	1
TOTALS	78-67	4.52	145	145	8	9	42	1284.1	1310	697	645	163	43	486	23	901	42	10
OPP.	67-78	5.18	145	145	15	7	33	1277.2	1390	801	736	186	36	564	40	889	47	7

WIN STREAK: 8, July 25-Aug. 2

LOSING STREAK: 9, Aug. 25-Sept. 3, Sept. 13-23

Year-By-Year Statistical Review



1996 Angels Batting

PLAYER	AVG	G	AB	R	H	TB	2B	3B	HR	RBI	SH	SF	HP	BB	IBB	SO	SB	CS
Aldrete	.213	63	108	16	23	47	6	0	6	20	0	1	0	14	0	19	0	1
Anderson	.285	150	607	79	173	246	33	2	12	72	5	3	0	27	5	84	7	9
Arias	.238	84	252	19	60	88	8	1	6	28	6	0	0	16	2	50	2	0
Borders	.228	19	57	6	13	22	3	0	2	8	1	0	0	3	0	11	0	1
Davis	.292	145	530	73	155	263	24	0	28	95	1	6	0	86	11	99	5	2
DiSarcina	.256	150	536	62	137	186	26	4	5	48	16	1	2	21	0	36	2	1
Easley	.156	28	45	4	7	14	1	0	2	7	3	0	0	6	0	12	0	0
Edmonds	.304	114	431	73	131	246	28	3	27	66	0	2	4	46	2	101	4	0
Enthorn	.267	6	15	1	4	4	0	0	0	0	0	0	0	0	0	2	0	0
Erstad	.284	57	208	34	59	78	5	1	4	20	1	3	0	17	1	29	3	3
Fabregas	.287	90	254	18	73	85	6	0	2	26	3	5	0	17	3	27	0	1
Greene	.190	29	79	9	15	22	1	0	2	9	0	0	1	4	0	11	2	0
Hancock	1.000	11	1	1	1	1	0	0	0	0	0	0	0	0	0	0	0	0
Howell	.270	66	126	20	34	64	4	1	8	21	0	0	0	10	0	30	0	1
Hudler	.311	92	302	60	94	168	20	3	16	40	2	1	3	9	0	54	14	5
Palmeiro	.287	50	87	6	25	33	6	1	0	6	1	0	2	8	1	13	0	1
Pritchett	.000	62	1	0	0	0	0	0	0	0	0	0	0	0	0	1	0	0
Pritchett	.154	5	13	1	2	2	0	0	0	1	0	0	0	0	0	3	0	0
Salmon	.286	156	581	90	166	291	27	4	30	98	0	3	4	93	7	125	4	2
Schofield	.250	13	16	3	4	4	0	0	0	0	0	0	0	1	0	1	1	0
Slaught	.324	62	207	23	67	94	9	0	6	32	0	2	2	13	0	20	0	0
Snow	.257	155	575	69	148	221	20	1	17	67	2	3	5	56	6	96	1	6
Turner	.333	4	3	1	1	1	0	0	0	1	0	1	0	1	0	0	0	0
Velarde	.285	136	530	82	151	226	27	3	14	54	4	2	5	70	0	118	7	7
Wallach	.237	57	190	23	45	76	7	0	8	20	0	0	1	18	2	47	1	0
TOTALS	.276	161	5686	762	1571	2451	256	24	192	727	45	33	29	527	40	974	53	39
OPP.	.275	161	5617	943	1546	2521	282	18	219	886	41	56	84	662	47	1052	146	54

1996 Angels Designated Hitters

PLAYER	AVG	G	AB	R	H	TB	2B	3B	HR	RBI	SH	SF	HP	BB	IBB	SO	SB	CS
Aldrete	.167	6	12	3	2	6	1	0	1	5	0	1	0	2	0	1	0	0
Anderson	.000	1	2	0	0	0	0	0	0	0	0	0	0	1	0	0	0	0
Arias	1.000	1	1	0	1	1	0	0	0	0	0	0	0	0	0	0	0	0
Boskie	.000	1	0	0	0	0	0	0	0	0	0	0	0	0	0	0	0	0
Davis	.294	143	528	73	155	263	24	0	28	95	1	6	0	86	11	98	5	2
Easley	.000	2	0	0	0	0	0	0	0	0	1	0	0	0	0	0	0	0
Edmonds	.000	1	4	0	0	0	0	0	0	0	0	0	0	1	0	1	0	0
Fabregas	.000	1	1	0	0	0	0	0	0	0	0	0	0	0	0	0	0	0
Greene	.000	1	4	0	0	0	0	0	0	0	0	0	0	0	0	1	0	0
Howell	.375	4	8	0	3	3	0	0	0	2	0	0	0	0	0	2	0	0
Hudler	.095	8	21	2	2	3	1	0	0	0	0	0	0	1	0	5	0	0
Palmeiro	.000	4	4	0	0	0	0	0	0	0	0	0	0	1	1	0	0	0
Salmon	.500	3	8	0	4	6	0	1	0	2	0	0	0	1	0	1	0	0
Schofield	.000	1	0	1	0	0	0	0	0	0	0	0	0	0	0	0	0	0
Slaught	.000	1	1	0	0	0	0	0	0	0	0	0	0	0	0	0	0	0
Wallach	.167	8	18	1	3	6	0	0	1	2	0	0	0	1	0	5	0	0
TOTALS	.278	161	612	80	170	288	26	1	30	106	2	7	0	94	12	115	5	2

1996 Angels Pitching

PITCHER	W-L	ERA	G	GS	CG	SHO	SV	IP	H	R	ER	HR	HB	BB	IB	SO	WP	BK	
Abbott,J	2-18*	7.48	27	23	1	0	0	142	171	128	118	23	4	78	3	58	13	1	
Abbott,K	0-1	20.25	3	0	0	0	0	4	10	9	9	1	0	5	0	3	1	0	
Boskie	12-11	5.32	37	28	1	0	0	189.1	226	126	112	40	13*	67	7	133	10	0	
Dickson	1-4	4.57	7	7	0	0	0	43.1	52	22	22	6	1	18	1	20	1	1	
Edenfield	0-0	10.38	2	0	0	0	0	4.1	10	5	5	2	1	2	0	4	0	0	
Eichhorn	1-2	5.04	24	0	0	0	0	30.1	36	17	17	3	2	11	3	24	0	1	
Ellis	0-0	0.00	3	0	0	0	0	5	0	0	0	0	0	4	0	5	1	0	
Finley	15-16	4.16	35	35	4	1	0	238	241	124	110	27	11	94	5	215	17*	2	
Frohwrith	0-0	11.12	4	0	0	0	0	5.2	10	11	7	1	1	4	0	1	1	0	
Gohr	1-1	7.50	15	0	0	0	1	24	34	20	20	7	0	10	0	15	0	0	
Grimsley	5-7	6.84	35	20	2	1	0	130.1	150	110	99	14	13*	74	5	82	11	0	
Hancock	4-1	7.48	11	4	0	0	0	27.2	34	23	23	2	2	17	1	19	2	0	
Harris	2-0	3.90	11	3	0	0	0	32.1	31	16	14	4	3	17	2	20	4	0	
Holtz	3-3	2.45	30	0	0	0	0	29.1	21	11	8	1	3	19	2	31	1	0	
Holzemer	1-0	8.76	25	0	0	0	0	24.2	35	28	24	7	3	8	1	20	0	0	
James	5-5	2.67	69	0	0	0	1	81	62	27	24	7	10	42	7	65	5	0	
Langston	6-5	4.82	18	18	2	0	0	123.1	116	68	66	18	2	45	0	83	4	0	
Leftwich	0-1	7.36	2	2	0	0	0	7.1	12	9	6	1	0	3	0	4	0	0	
May	0-0	10.13	5	0	0	0	0	2.2	3	3	3	1	0	2	0	1	0	0	
McElroy	5-1	2.95	40	0	0	0	0	36.2	32	12	12	2	2	13	2	32	1	0	
Monteleone	0-3	5.87	12	0	0	0	0	15.1	23	11	10	5	1	2	0	5	0	1	
Pennington	0-0	12.27	8	0	0	0	0	7.1	5	10	10	1	0	16	2	7	1	0	
Percival	0-2	2.31	62	0	0	0	0	36	74	38	20	19	8	2	31	4	100	2	0
Sanderson	0-2	7.50	5	4	0	0	0	18	39	21	15	5	2	4	0	7	0	2	
Schmidt	2-0	7.88	9	0	0	0	0	8	13	9	7	2	0	8	0	2	1	0	
Smith	0-0	2.45	11	0	0	0	0	11	8	4	3	0	0	3	0	6	1	0	
Springer	5-6	5.51	20	15	2	1	0	94.2	91	65	58	24	6	43	0	64	1	0	
Vanryn	0-0	0.00	1	0	0	0	1	1	0	0	0	0	0	1	0	0	0	0	
Williams	0-2	8.89	13	2	0	0	0	28.1	42	34	28	7	2	21	4	26	2	0	
TOTALS	70-91	5.30	161	161	12	8	38	1439	1546	943	847	219	84	662	47	1052	80	8	
OPP.	91-70	4.37	161	161	17	6	31	1449.2	1571	762	704	192	29	527	40	974	40	7	

WIN STREAK: 7, Apr.17-24; June 9-15

LOSING STREAK: 10, Apr. 7-May 5

Year-By-Year Statistical Review

1997 Angels Batting

PLAYER	AVG	G	AB	R	H	TB	2B	3B	HR	RBI	SH	SF	HP	BB	IBB	SO	SB	CS
Alicea	.253	128	388	59	98	143	16	7	5	37	4	2	8	69	3	65	22	8
Anderson	.303	154	624	76	189	255	36	3	8	92	1	5	2	30	6	70	10	4
Arias	.333	3	6	1	2	2	0	0	0	1	0	0	0	0	0	0	0	0
Dickson	.000	33	2	0	0	0	0	0	0	0	0	0	0	0	0	0	0	0
Disarcina	.246	154	549	52	135	179	28	2	4	47	8	5	4	17	0	29	7	8
Edmonds	.291	133	502	82	146	251	27	0	26	80	0	5	4	60	5	80	5	7
Enhoorn	.350	11	20	2	7	11	1	0	1	6	0	1	0	0	0	2	0	0
Encarnacion	.412	11	17	2	7	11	1	0	1	4	0	0	0	0	0	1	2	0
Erstad	.299	139	539	99	161	251	34	4	16	77	5	6	4	51	4	86	23	8
Fabregas	.079	21	38	2	3	4	1	0	0	3	2	0	0	3	0	3	0	0
Finley	.000	25	6	1	0	0	0	0	0	0	0	0	0	0	0	2	0	0
Grebeck	.270	63	126	12	34	46	9	0	1	6	5	1	0	18	1	11	0	1
Greene	.290	34	124	24	36	69	6	0	9	24	0	0	0	7	1	25	2	0
Gross	.000	12	1	0	0	0	0	0	0	0	0	0	0	0	0	1	0	0
Henderson	.183	32	115	21	21	30	3	0	2	7	1	0	2	26	0	23	16	4
Hill	.500	31	2	0	1	2	1	0	0	2	1	0	0	0	0	1	0	0
Hollins	.288	149	572	101	165	246	29	2	16	85	1	5	8	62	2	124	16	6
Holtz	.000	66	1	0	0	0	0	0	0	0	0	0	0	0	0	1	0	0
Howell	.259	77	174	25	45	94	7	0	14	34	1	3	0	13	2	36	1	0
Kreuter	.234	70	218	19	51	72	7	1	4	18	1	0	0	21	0	57	0	2
Leyritz	.276	84	294	47	81	121	7	0	11	50	3	5	3	37	2	56	1	1
May	.000	29	2	0	0	0	0	0	0	0	0	0	0	0	0	2	0	0
McElroy	.000	62	0	1	0	0	0	0	0	0	0	0	0	0	0	0	0	0
Murray	.219	46	160	13	35	51	7	0	3	15	0	3	0	13	0	24	1	0
Palmeiro	.216	74	134	19	29	35	2	2	0	8	3	1	1	17	1	11	2	2
Perisho	.000	11	1	0	0	0	0	0	0	0	0	0	0	0	0	1	0	0
Phillips	.264	105	405	73	107	157	28	2	6	48	3	4	2	73	5	89	9	9
Salmon	.296	157	582	95	172	301	28	1	33	129	0	11	7	95	5	142	9	12
Springer	.000	32	3	0	0	0	0	0	0	0	0	0	0	0	0	3	0	0
Turner	.261	13	23	4	6	12	1	1	1	2	1	0	0	5	0	8	0	0
Velarde	.000	1	0	0	0	0	0	0	0	0	0	0	0	0	0	0	0	0
TOTALS	.272	162	5628	829	1531	2343	279	25	161	775	40	57	45	617	37	953	126	72
OPP.	.269	162	5604	794	1506	2451	287	26	202	758	46	56	54	605	34	1050	101	64

1997 Angels Designated Hitters

PLAYER	AVG	G	AB	R	H	TB	2B	3B	HR	RBI	SH	SF	HP	BB	IBB	SO	SB	CS
Alicea	.000	6	8	0	0	0	0	0	0	1	0	0	0	0	0	1	0	0
Anderson	.385	4	13	3	5	8	3	0	0	1	0	0	0	2	0	3	0	0
Arias	.000	1	1	0	0	0	0	0	0	0	0	0	0	0	0	0	0	0
Edmonds	.250	8	28	1	7	8	1	0	0	2	0	0	1	7	0	7	0	0
Erstad	.323	9	31	2	10	10	0	0	0	0	0	0	0	2	0	5	0	0
Grebeck	.000	2	0	0	0	0	0	0	0	0	0	0	0	0	0	0	0	0
Greene	.308	8	26	5	8	10	2	0	0	4	0	0	0	3	1	5	1	0
Henderson	.181	19	72	14	13	18	2	0	1	5	1	0	2	15	0	18	10	3
Howell	.264	22	72	12	19	45	2	0	8	15	1	1	0	6	1	11	0	0
Kreuter	1.000	2	1	1	1	2	1	0	0	0	0	0	0	1	0	0	0	0
Leyritz	.186	13	43	3	8	11	0	0	1	3	0	1	0	5	0	11	0	0
Murray	.220	45	159	13	35	51	7	0	3	15	0	3	0	13	0	24	1	0
Palmeiro	.313	11	16	4	5	7	0	1	0	1	0	1	0	1	1	1	0	0
Phillips	.245	26	110	17	27	36	6	0	1	14	1	2	0	13	1	19	1	3
Salmon	.214	4	14	3	3	7	1	0	1	1	0	0	0	4	0	2	0	0
Turner	.000	1	1	0	0	0	0	0	0	0	0	0	0	0	0	0	0	0
TOTALS	.237	162	595	78	141	213	25	1	15	62	3	9	3	72	4	107	13	6

1997 Angels Pitching

PITCHER	W-L	ERA	G	GS	CG	SHO	SV	IP	H	R	ER	HR	HB	BB	IB	SO	WP	BK
Bovee	0-0	5.40	3	0	0	0	0	3.1	3	2	2	1	0	1	0	5	0	0
Cadaret	0-0	3.29	15	0	0	0	0	13.2	11	5	5	1	2	8	2	11	3	0
Chavez	0-0	0.93	7	0	0	0	0	9.2	7	1	1	1	0	5	1	10	0	0
Delucia	6-4	3.61	33	0	0	0	3	42.1	29	18	17	5	1	27	2	42	1	0
Dickson	13-9	4.29	33	32	2	1	0	203.2	236	111	97	32	7	56	3	115	4	1
Finley	13-6	4.23	25	25	3	1	0	164.0	152	79	77	20	5	65	0	155	10	2
Gross	2-1	6.75	12	3	0	0	0	25.1	30	20	19	4	1	20	1	20	2	1
Gubicza	0-1	25.07	2	2	0	0	0	4.2	13	13	13	2	0	3	0	5	0	0
Harris	5-4	3.62	61	0	0	0	0	79.2	82	33	32	7	2	38	6	56	3	0
Hasegawa	3-7	3.93	50	7	0	0	0	116.2	118	60	51	14	3	46	6	83	2	1
Hill	4-4	3.65	12	12	1	0	0	79.0	65	34	32	8	1	39	3	38	2	0
Holtz	3-4	3.32	66	0	0	0	2	43.1	38	21	16	7	2	15	4	40	1	0
James	5-5	4.31	58	0	0	0	7	62.2	69	32	30	3	5	28	4	57	1	0
Langston	2-4	5.85	9	9	0	0	0	47.2	61	34	31	8	0	29	1	30	1	0
May	0-1	5.23	29	2	0	0	0	51.2	56	31	30	6	0	25	2	42	2	0
McElroy	2-0	3.45	13	0	0	0	0	15.2	17	7	6	2	0	3	1	18	0	0
Perival	5-5	3.46	55	0	0	0	27	52.0	40	20	20	6	4	22	2	72	5	0
Perisho	0-2	6.00	11	8	0	0	0	45.0	59	34	30	6	3	28	0	35	5	2
Springer	9-9	5.18	32	28	3	1	0	194.2	199	118	112	32	10	73	0	75	7	0
Watson	12-12	4.93	35	34	0	0	0	199.0	220	121	109	37	8	73	0	141	8	2
Williams	0-0	0.00	1	0	0	0	0	1.0	1	0	0	0	0	1	0	0	0	0
TOTALS	84-78	4.52	162	162	9	5	39	1454.2	1506	794	730	202	54	605	34	1050	57	9
OPP.	78-84	4.62	162	162	10	5	42	1451.2	1531	829	745	161	45	617	37	953	70	11

WIN STREAK: 10, July 5-17

LOSING STREAK: 5, May 6-11, June 13-18, Sept. 1-6

Year-By-Year Statistical Review



1998 Angels Batting

PLAYER	AVG	G	AB	R	H	TB	2B	3B	HR	RBI	SH	SF	HP	BB	IBB	SO	SB	CS
Anderson	.294	156	622	62	183	283	41	7	15	79	3	3	1	29	8	80	8	3
Baughman	.255	63	196	24	50	64	9	1	1	20	5	3	1	6	0	36	10	4
Bolick	.156	21	45	3	7	12	2	0	1	2	0	0	0	11	0	8	0	0
Dickson	.000	27	4	1	0	0	0	0	0	0	0	0	0	1	0	3	0	0
Disarcina	.287	157	551	73	158	212	39	3	3	56	12	3	8	21	0	51	11	7
Edmonds	.307	154	599	115	184	303	42	1	25	91	1	1	1	57	7	114	7	5
Erstad	.296	133	537	84	159	261	39	3	19	82	1	3	6	43	7	77	20	6
Fielder	.241	103	381	48	92	161	16	1	17	68	0	3	3	52	1	98	0	1
Finley	.000	34	4	0	0	0	0	0	0	0	0	0	0	0	0	3	0	0
Garcia	.143	19	35	4	5	6	1	0	0	0	1	0	1	3	0	11	2	0
Glaus	.218	48	165	19	36	48	9	0	1	23	0	2	0	15	0	51	1	0
Greene	.254	29	71	3	18	25	4	0	1	7	0	0	0	2	0	20	0	0
Hill	.000	19	1	0	0	0	0	0	0	0	0	0	0	0	0	0	0	0
Hollins	.242	101	363	60	88	141	16	2	11	39	2	2	7	44	2	69	11	3
Jefferies	.347	19	72	7	25	34	6	0	1	10	0	0	0	0	0	5	1	0
Johnson	.071	10	14	1	1	1	0	0	0	0	0	0	0	0	0	6	0	0
Kreuter	.143	3	7	1	1	2	1	0	0	0	0	0	0	1	0	4	0	0
Martin	.215	79	195	20	42	47	2	0	1	13	3	2	0	6	0	29	3	1
Mashore	.235	43	98	13	23	35	6	0	2	11	1	0	3	9	0	22	1	0
Molina	.000	2	1	0	0	0	0	0	0	0	0	0	0	0	0	0	0	0
Nevin	.228	75	237	27	54	88	8	1	8	27	0	2	5	17	0	67	0	0
O'Brien	.182	5	11	1	2	2	0	0	0	0	0	0	0	1	0	2	0	0
Olivares	.000	40	2	1	0	0	0	0	0	0	0	0	0	1	0	1	0	0
Palmeiro	.321	75	165	28	53	64	7	2	0	21	7	0	0	20	1	11	5	4
Pritchett	.288	31	80	12	23	33	2	1	2	8	0	0	0	4	0	16	2	0
Salmon	.300	136	463	84	139	247	28	1	26	88	0	10	3	90	5	100	0	1
Shipley	.259	77	147	18	38	53	7	1	2	17	4	1	5	5	0	22	0	4
Sparks	.000	22	1	1	0	0	0	0	0	0	1	0	0	1	0	0	0	0
Veal	.251	51	188	29	49	76	13	1	4	26	0	1	1	34	0	42	7	2
Wallbeck	.267	108	338	41	87	124	15	2	6	46	5	2	30	0	68	1	1	
Washburn	.000	15	1	0	0	0	0	0	0	0	2	0	0	0	0	1	0	0
Williams	.361	29	36	7	13	17	1	0	1	5	1	0	1	7	0	11	3	3
TOTALS	.272	162	5630	787	1530	2339	314	27	147	739	49	41	48	510	31	1028	93	45
OPP.	.267	162	5548	783	1481	2346	327	23	164	734	44	57	47	630	23	1091	156	65

1998 Angels Designated Hitters

PLAYER	AVG	G	AB	R	H	TB	2B	3B	HR	RBI	SH	SF	HP	BB	IBB	SO	SB	CS
Baughman	.000	1	0	0	0	0	0	0	0	0	1	0	0	0	0	0	0	1
Bolick	.167	9	18	2	3	5	2	0	0	1	0	0	0	5	0	3	0	0
Erstad	.556	2	9	2	5	11	0	0	2	2	0	0	0	0	0	1	0	0
Fielder	.248	31	109	15	27	47	6	1	4	20	0	0	1	20	0	35	0	0
Garcia	.000	3	0	1	0	0	0	0	0	0	0	0	0	0	0	0	0	0
Greene	.000	4	9	0	0	0	0	0	0	0	0	0	0	2	0	4	0	0
Hollins	.333	2	6	1	2	2	0	0	0	0	0	0	0	0	0	0	1	0
Johnson	.000	2	4	0	0	0	0	0	0	0	0	0	0	0	0	1	0	0
Martin	.333	10	3	2	1	1	0	0	0	1	0	0	0	0	0	0	0	0
Mashore	.000	7	0	2	0	0	0	0	0	0	0	0	0	0	0	0	0	0
Nevin	.333	3	3	0	1	1	0	0	0	0	0	0	2	0	0	1	0	0
Palmeiro	.500	3	2	1	1	2	1	0	0	1	0	0	0	0	0	0	0	0
Salmon	.304	111	398	69	121	207	27	1	19	75	0	10	2	73	5	82	0	1
Shipley	.000	1	0	0	0	0	0	0	0	0	0	0	0	0	0	0	0	0
Wallbeck	.500	2	2	0	1	1	0	0	0	0	0	0	0	0	0	1	0	0
Williams	.500	2	2	0	1	1	0	0	0	0	0	0	0	1	0	0	1	0
TOTALS	.288	162	565	95	163	278	36	2	25	100	1	10	5	101	5	128	2	2

1998 Angels Pitching

PITCHER	W-L	ERA	G	GS	CG	SHO	SV	IP	H	R	ER	HR	HB	BB	IB	SO	WP	BK
Cadaret	1-2	4.14	39	0	0	0	1	37	38	17	17	6	3	15	0	37	5	0
Delucia	2-6	4.27	61	0	0	0	3	71.2	56	36	34	10	3	46	5	73	8	1
Dickson	10-10	6.05	27	18	0	0	0	122	147	89	82	17	6	41	1	61	6	0
Fetters	1-2	5.56	12	0	0	0	0	11.1	14	8	7	2	0	4	0	9	3	0
Finley	11-9	3.39	34	34	1	1	0	223.1	210	97	84	20	6	109	1	212	8	0
Harris	3-1	4.35	49	0	0	0	0	60	55	32	29	7	0	23	4	34	2	0
Hasegawa	8-3	3.14	61	0	0	0	5	97.1	86	37	34	14	2	32	2	73	5	2
Hill	9-6	4.98	19	19	0	0	0	103	123	60	57	6	3	47	0	57	3	0
Holtz	2-2	4.75	53	0	0	0	1	30.1	33	16	16	0	1	15	1	29	4	0
James	0-0	1.93	11	0	0	0	0	14	10	3	3	0	0	7	0	12	0	0
Juden	1-3	6.75	8	6	0	0	0	40	33	32	30	7	2	18	0	39	4	0
McDowell	5-3	5.09	14	14	0	0	0	76	96	45	43	11	1	19	1	45	2	0
Olivares	9-9	4.03	37	26	1	0	0	183	189	92	82	19	5	91	1	112	5	0
Percival	2-7	3.65	67	0	0	0	42	66.2	45	31	27	5	3	37	4	87	3	0
Robertson	0-0	15.88	5	0	0	0	0	5.2	11	11	10	3	0	2	0	3	0	0
Sparks	9-4	4.34	22	20	0	0	0	128.2	130	66	62	14	5	58	0	90	6	0
Washburn	6-3	4.62	15	11	0	0	0	74	70	40	38	11	3	27	1	48	0	0
Watson	6-7	6.04	28	14	1	0	0	92.1	122	67	62	12	3	34	0	64	6	1
Wilson	0-0	3.52	15	0	0	0	0	7.2	4	3	0	1	5	2	6	0	0	0
TOTALS	85-77	4.49	162	162	3	5	52	1444	1481	783	720	164	47	630	23	91	70	4
OPP.	77-85	4.48	162	162	9	6	31	1437.2	1530	787	716	147	48	510	31	28	55	3

WIN STREAK: 9, May 31-June 9

LOSING STREAK: 6, July 1-9

Year-By-Year Statistical Review

1999 Angels Batting

PLAYER	AVG	G	AB	R	H	TB	2B	3B	HR	RBI	SH	SF	HP	BB	IBB	SO	SB	CS
Anderson, G	.303	157	620	88	188	291	36	2	21	80	0	6	0	34	8	81	3	4
Belcher, T	.200	24	5	0	1	2	1	0	0	0	0	0	0	0	0	2	0	0
Colangelo, M	.500	1	2	0	1	1	0	0	0	0	0	0	0	1	0	0	0	0
Davanan, J	.200	7	20	4	4	9	0	1	1	4	0	0	0	2	0	7	0	1
Decker, S	.238	28	63	5	15	21	6	0	0	5	1	1	1	13	0	9	0	0
Disarcina, G	.229	81	271	32	62	74	7	1	1	29	9	1	2	15	0	32	2	2
Durrrington, T	.180	43	122	14	22	24	2	0	0	2	5	0	0	9	0	28	4	3
Edmonds, J	.250	55	204	34	51	87	17	2	5	23	0	1	0	28	0	45	5	4
Erstad, D	.253	142	585	84	148	219	22	5	13	53	2	3	1	47	3	101	13	7
Finley, C	.000	33	4	0	0	0	0	0	0	0	1	0	0	0	0	3	0	0
Glaus, T	.240	154	551	85	132	248	29	0	29	79	0	3	6	71	1	143	5	1
Greene, T	.243	97	321	36	78	140	20	0	14	42	0	2	3	12	0	63	1	4
Hemphill, B	.143	12	21	3	3	3	0	0	0	2	1	1	0	4	0	4	0	0
Hill, K	.000	26	3	0	0	0	0	0	0	0	0	0	0	0	0	0	0	0
Huson, J	.262	97	225	21	59	68	7	1	0	18	1	3	0	16	0	27	10	1
Luke, M	.300	18	30	4	9	18	0	0	3	6	0	0	0	2	0	10	0	0
Molina, B	.257	31	101	8	26	34	5	0	1	10	0	0	2	6	0	6	0	1
O'Brien, C	.097	27	62	3	6	9	0	0	1	4	1	1	2	1	0	12	0	0
Olivares, O	.333	20	6	0	2	3	1	0	0	0	1	0	0	0	0	1	0	0
Palmeiro, O	.278	109	317	46	88	105	12	1	1	23	6	3	6	39	1	30	5	5
Pritchett, C	.156	20	45	3	7	11	1	0	1	2	1	1	0	2	0	9	1	1
Salmon, T	.266	98	353	60	94	173	24	2	17	69	0	6	0	63	2	82	4	1
Sheets, A	.197	87	244	22	48	67	10	0	3	29	6	5	0	14	0	59	1	2
Silvestri, D	.091	3	11	0	1	2	1	0	0	1	0	0	0	0	0	1	0	0
Sparks, S	.333	29	3	0	1	2	1	0	0	2	0	0	0	0	0	1	0	0
Unroe, T	.241	27	54	5	13	18	2	0	1	6	0	0	1	4	0	16	0	0
Vaughn, M	.281	139	524	63	147	266	20	0	33	108	0	3	11	54	7	127	0	0
Velarde, R	.306	95	376	57	115	165	15	4	9	48	2	0	4	43	1	56	13	4
Walbeck, M	.240	107	288	26	69	88	8	1	3	22	3	1	3	26	1	46	2	3
Williams, R	.222	30	63	8	14	22	1	2	1	6	1	1	1	5	0	21	2	1
TOTALS	.256	162	5494	711	1404	2170	248	22	158	673	41	42	43	511	24	1022	71	45
OPP.	.269	162	5477	826	1472	2338	285	25	177	787	36	65	56	624	17	877	103	62

1999 Angels Designated Hitters

PLAYER	AVG	G	AB	R	H	TB	2B	3B	HR	RBI	SH	SF	HP	BB	IBB	SO	SB	CS
Anderson, G	.500	4	16	1	8	10	2	0	0	1	0	0	0	2	0	1	0	0
Davanan, J	.000	2	3	1	0	0	0	0	0	0	0	0	0	0	0	3	0	0
Decker, S	.143	3	7	0	1	1	0	0	0	0	0	0	0	1	0	2	0	0
Durrrington, T	.000	1	0	0	0	0	0	0	0	0	0	0	0	0	0	0	0	0
Edmonds, J	.250	9	36	6	9	13	4	0	0	3	0	0	0	2	0	8	3	0
Erstad, D	.000	2	8	0	0	0	0	0	0	0	0	0	0	1	0	2	1	0
Glaus, T	.000	1	4	1	0	0	0	0	0	0	0	0	0	1	0	0	0	0
Greene, T	.236	44	161	18	38	69	10	0	7	25	0	1	1	6	0	33	0	0
Huson, J	.273	7	11	2	3	4	1	0	0	4	0	0	0	0	0	4	0	0
Palmeiro, O	.303	10	33	1	10	11	1	0	0	2	1	0	1	5	0	1	1	1
Pritchett, C	.167	5	12	0	2	2	0	0	0	0	0	0	0	1	0	1	0	0
Salmon, T	.042	7	24	3	1	4	0	0	1	5	0	0	0	7	0	6	0	0
Unroe, T	.222	8	9	1	2	2	0	0	0	1	0	0	1	0	0	2	0	0
Vaughn, M	.292	67	280	31	76	150	11	0	21	64	0	1	4	24	4	53	0	0
Walbeck, M	.500	1	2	1	1	1	0	0	0	0	0	0	1	0	0	0	0	0
Williams, R	.250	3	4	0	1	1	0	0	0	1	0	0	0	0	0	2	0	0
TOTALS	.258	162	590	66	152	268	29	0	29	106	1	2	7	51	4	118	5	1

1999 Angels Pitching

PITCHER	W-L	ERA	G	GS	CG	SHO	SV	IP	H	R	ER	HR	HB	BB	IB	SO	WP	BK
Alvarez, J	0-1	3.00	8	0	0	0	0	3.0	1	1	1	0	0	4	0	4	1	0
Belcher, T	6-8	6.73	24	24	0	0	0	132.1	168	104	99	27	5	46	0	52	7	1
Cooper, B	1-1	4.88	5	5	0	0	0	27.2	23	15	15	3	4	18	0	15	0	0
Finley, C	12-11	4.43	33	33	1	0	0	213.1	197	117	105	23	8	94	2	200	15	0
Fyhrig, M	0-4	5.05	16	7	0	0	0	51.2	61	32	29	8	0	21	1	26	0	0
Hasegawa, S	4-6	4.91	64	1	0	0	2	77.0	80	45	42	14	2	34	2	44	4	0
Hill, K	4-11	4.77	26	22	0	0	0	128.1	129	72	68	14	4	76	1	76	5	0
Holtz, M	2-3	8.06	28	0	0	0	0	22.1	26	20	20	3	2	15	1	17	3	0
Levine, A	1-1	3.39	50	1	0	0	0	85.0	76	40	32	13	3	29	2	37	3	0
Magnante, M	5-2	3.38	53	0	0	0	0	69.1	68	30	26	2	3	29	4	44	3	1
McDowell, J	0-4	8.05	4	4	0	0	0	19.0	31	17	17	4	2	5	0	12	0	0
Mintz, S	0-0	3.60	3	0	0	0	0	5.0	8	2	2	1	0	2	0	2	0	0
Olivares, O	8-9	4.05	20	20	3	0	0	131.0	135	62	59	11	6	49	0	49	4	2
Ortiz, R	2-3	6.52	9	9	0	0	0	48.1	50	35	35	7	2	25	0	44	2	0
Percival, T	4-6	3.79	60	0	0	0	31	57.0	38	24	24	9	3	22	0	58	3	1
Petkovsek, M	10-4	3.47	64	0	0	0	1	83.0	85	37	32	6	2	21	2	43	3	1
Pote, L	1-1	2.15	20	0	0	0	3	29.1	23	9	7	1	0	12	1	20	1	0
Schoenweis, S	1-1	5.49	31	0	0	0	0	39.1	47	27	24	4	0	14	1	22	1	0
Sparks, S	5-11	5.42	28	26	0	0	0	147.2	165	101	89	21	9	82	0	73	6	0
Walburn, J	4-5	5.25	16	10	0	0	0	61.2	61	36	36	6	1	26	0	39	2	0
TOTALS	70-92	4.79	162	162	4	7	37	1431.1	1472	826	762	177	56	624	17	877	65	5
OPP.	92-70	4.06	162	162	14	11	50	1441.1	1404	711	650	158	43	511	24	1022	41	5

WIN STREAK: 5, Sept. 12-15; Sept. 29-Oct. 3

LOSING STREAK: 11, July 16-26

Year-By-Year Statistical Review



2000 Angels Batting

PLAYER	AVG	G	AB	R	H	TB	2B	3B	HR	RBI	SH	SF	HP	BB	IBB	SO	SB	CS
Anderson,G	.286	159	647	92	185	336	40	3	35	117	1	9	0	24	5	87	7	6
Baughman,J	.227	16	22	4	5	7	2	0	0	0	0	0	0	1	0	2	3	0
Bottenfield,K	.667	21	3	1	2	2	0	0	0	0	0	0	0	0	0	1	0	0
Clemente,E	.218	46	78	4	17	19	2	0	0	5	1	0	1	0	0	27	0	1
Cooper,B	.000	15	4	0	0	0	0	0	0	0	0	0	0	0	0	3	0	0
Disarcina,G	.395	12	38	6	15	20	2	0	1	11	2	0	1	1	0	3	0	1
Durrington,T	.000	4	3	0	0	0	0	0	0	0	0	0	0	0	0	0	0	0
Erstad,D	.355	157	676★	121	240★	366	39	6	25	100	2	4	1	64	9	82	28	8
Etherton,S	.000	11	2	1	0	0	0	0	0	0	0	0	0	1	0	0	0	0
Gant,R	.232	34	82	15	19	42	3	1	6	16	0	1	0	20	0	18	1	2
Gil,B	.239	110	301	28	72	106	14	1	6	23	5	2	5	30	0	59	10	6
Glaus,T	.284	159	563	120	160	340	37	1	47★	102	0	1	2	112	6	163	14	11
Hasegawa,S	.000	66	1	0	0	0	0	0	0	0	0	0	0	0	0	0	0	0
Hill,K	.333	16	3	0	1	1	0	0	0	0	1	0	0	0	0	0	0	0
Johnson,K	.500	6	4	2	2	2	0	0	0	0	1	0	0	2	0	0	0	0
Kennedy,A	.266	156	598	82	159	241	33	11	9	72	8	4	3	28	5	73	22	8
Luolua,K	.333	6	18	3	6	6	0	0	0	0	0	0	0	1	0	1	0	0
Molina,B	.281	130	473	59	133	199	20	2	14	71	4	7	6	23	0	33	1	0
Palmeiro,O	.300	108	243	38	73	97	20	2	0	25	10	3	2	38	0	20	4	1
Salmon,T	.290	158	568	108	165	307	36	2	34	97	0	2	6	104	5	139	0	2
Schoeneweis,S	.333	27	3	0	1	1	0	0	0	0	0	0	0	0	0	0	0	0
Spiezo,S	.242	123	297	47	72	138	11	2	17	49	1	4	3	40	2	56	1	2
Stocker,K	.197	70	229	21	45	64	13	3	0	16	8	1	2	32	0	54	0	3
Vaughn,M	.272	161	614	93	167	306	31	0	36	117	0	5	14	79	11	181★	2	0
Walbeck,M	.199	47	146	17	29	52	5	0	6	12	1	0	1	7	0	22	0	1
Washburn,J	.333	14	3	0	1	1	0	0	0	2	2	0	0	1	0	0	0	0
Wooten,S	.556	7	9	2	5	6	1	0	0	1	0	0	0	0	0	0	0	0
TOTALS	.280	162	5628	864	1574	2659	309	34	236	837	47	43	47	608	43	1024	93	52
OPP.	.273	162	5609	869	1534	2540	276	23	228	831	40	53	36	662	44	846	101	56

2000 Angels Designated Hitters

PLAYER	AVG	G	AB	R	H	TB	2B	3B	HR	RBI	SH	SF	HP	BB	IBB	SO	SB	CS
Anderson,G	.300	10	40	4	12	20	2	0	2	10	0	0	0	1	0	5	0	0
Baughman,J	.000	4	2	1	0	0	0	0	0	0	0	0	0	0	0	0	1	0
Erstad,D	.407	20	91	19	37	56	4	0	5	18	0	0	0	6	1	8	5	2
Palmeiro,O	.180	19	50	4	9	9	0	0	0	4	1	0	1	5	0	3	0	0
Salmon,T	.287	33	115	23	33	55	7	0	5	15	0	0	2	28	0	18	0	0
Spiezo,S	.224	50	161	19	36	61	7	0	6	16	0	1	3	27	2	27	1	1
Vaughn,M	.260	14	50	9	13	23	4	0	2	9	0	0	1	7	0	17	0	0
Walbeck,M	.000	1	2	0	0	0	0	0	0	0	0	0	0	0	0	1	0	0
TOTALS	.275	144	578	93	159	264	27	0	26	81	1	1	7	86	3	96	8	5

2000 Angels Pitching

PITCHER	W	L	ERA	G	GS	CG	SHO	GF	SV	IP	H	R	ER	HR	HB	BB	IBB	SO	WP	BK	OPP AVG
Alvarez,J	0	0	13.50	11	0	0	0	3	0	6.0	14	9	9	3	0	7	1	2	1	0	.467
Belcher,T	4	5	6.86	9	9	1	0	0	0	40.2	45	31	31	8	2	22	1	22	1	1	.281
Bottenfield,K	7	8	5.71	21	21	0	0	0	0	127.2	144	82	81	25	3	56	4	75	1	0	.285
Cooper,B	4	8	5.90	15	15	1	1	0	0	87.0	105	66	57	18	2	35	1	36	1	0	.300
Dickson,J	2	2	6.11	6	6	0	0	0	0	28.0	39	20	19	5	1	7	0	18	0	0	.336
Etherton,S	5	1	5.52	11	11	0	0	0	0	60.1	68	38	37	16	1	22	0	32	2	0	.278
Fyhrie,M	0	0	2.39	32	0	0	0	7	0	52.2	54	14	4	4	0	15	4	43	0	0	.269
Hasegawa,S	10	6	3.57	66	0	0	0	26	9	95.2	100	43	38	11	2	38	6	59	2	1	.270
Hill,K	5	7	6.52	16	16	0	0	0	0	78.2	102	59	57	16	2	53	1	50	6	0	.323
Hinchliffe,B	0	0	5.40	2	0	0	0	0	0	1.2	1	1	1	0	0	1	0	0	0	0	.167
Holtz,M	3	3	5.05	61	0	0	0	6	0	41.0	37	26	23	4	2	18	2	40	1	0	.248
Karl,S	2	2	6.65	6	4	0	0	0	0	21.2	31	21	16	2	0	12	0	9	2	0	.337
Levine,A	3	4	3.87	51	5	0	0	12	2	95.1	98	44	41	10	2	49	5	42	1	0	.266
Mercker,K	1	3	6.52	21	7	0	0	2	0	48.1	57	35	35	12	2	29	3	30	2	0	.300
Ortiz,R	8	6	5.09	18	18	2	0	0	0	111.1	96	69	63	18	2	55	0	73	7	4	.236
Percival,T	5	5	4.50	54	0	0	0	45	32	50.0	42	27	25	7	2	30	4	49	1	0	.228
Petkovsek,M	4	2	4.22	64	1	0	0	21	2	81.0	86	39	38	8	3	23	6	31	3	0	.277
Pote,L	1	1	3.40	32	1	0	0	12	1	50.1	52	23	19	4	0	17	1	44	3	0	.267
Schoeneweis,S	7	10	5.45	27	27	1	1	0	0	170.0	183	112	103	21	6	67	2	78	4	3	.276
Turnbow,T	0	0	4.74	24	1	0	0	16	0	38.0	36	21	20	7	2	36	0	25	3	1	.254
Ward,B	0	0	5.63	7	0	0	0	2	0	8.0	8	6	5	1	0	2	0	3	2	0	.235
Washburn,J	7	2	3.74	14	14	0	0	0	0	84.1	64	38	35	16	1	37	0	49	1	0	.215
Weaver,E	0	2	6.87	17	0	0	0	4	0	18.1	20	16	14	5	0	16	1	8	1	0	.267
Weber,B	1	0	1.84	10	0	0	0	1	0	14.2	12	6	3	0	0	2	1	8	1	0	.214
Wise,M	3	3	5.54	8	6	0	0	0	0	37.1	40	23	23	7	1	13	1	20	1	0	.272
TOTALS	82	80	5.00	162	162	5	3	157	46	1448.0	1534	869	805	228	36	662	44	846	47	10	.273
OPP.	80	82	5.11	162	162	10	5	152	33	1445.1	1574	864	820	236	47	608	43	1024	45	2	.280

WIN STREAK: 4, July 6-9; Sept. 12-16

LOSING STREAK: 6, Aug. 30-Sept. 5

Year-By-Year Statistical Review

2001 Angels Batting

PLAYER	AVG	G	AB	R	H	TB	2B	3B	HR	RBI	SH	SF	HP	BB	IBB	SO	SB	CS
Anderson, G	.289	161	672	83	194	321	39	2	28	123	0	5	0	27	4	100	13	6
Barnes, L	.100	14	40	2	4	7	0	0	1	2	0	0	0	1	0	9	0	0
Burke, J	.200	5	1	1	1	0	0	0	0	0	0	0	0	0	0	2	0	0
Davanon, J	.193	34	88	7	17	36	2	1	5	9	0	1	0	11	0	29	1	3
RIGHT	.280		25	7	13	0	0	0	2	2	0	0	0	4	0			
LEFT	.159		63	10	23	2	1	3	7	0	1	0	0	7	0	20		
Eckstein, D	.285	148	582	82	166	208	26	2	4	41	16	2	21	43	0	60	29	4
Erstad, D	.258	157	631	89	163	227	35	1	9	63	1	7	10	62	7	113	24	10
Fabregas, J	.223	47	148	9	33	47	4	2	2	16	4	2	0	3	0	15	0	0
Fernandez, J	.080	11	25	1	2	3	1	0	0	0	0	0	0	2	0	10	0	1
Gil, B	.296	92	260	33	77	124	15	4	8	39	2	2	0	14	0	57	3	4
Glaus, T	.250	161	588	100	147	312	38	2	41	108	0	7	6	107	7	158	10	3
Hill, G	.136	16	66	4	9	12	0	0	1	2	0	0	0	0	0	20	0	0
Holtz, M	.000	1	0	0	0	0	0	0	0	0	0	0	0	0	0	0	0	0
Joyner, W	.243	51	148	14	36	52	5	1	3	14	0	0	0	13	0	18	1	1
Kennedy, A	.270	136	478	48	129	178	25	3	6	40	7	9	11	27	3	71	12	7
Molina, B	.262	96	325	31	85	114	11	0	6	40	2	4	8	16	3	51	0	1
Molina, J	.270	13	37	8	10	19	3	0	2	4	2	0	0	3	0	8	0	0
Nieves, J	.245	23	53	5	13	24	3	1	2	3	2	0	2	2	0	20	0	1
Ortiz, R	.000	2	7	0	0	0	0	0	0	0	0	0	0	0	0	2	0	0
Palmeiro, D	.243	95	230	29	56	74	10	1	2	23	7	5	3	25	2	24	6	6
Rapp, P	.000	2	5	0	0	0	0	0	0	0	0	0	0	0	0	2	0	0
Salmon, T	.227	137	475	63	108	182	21	1	17	49	0	2	8	96	4	121	9	3
Schoeneweis, S	.000	1	0	0	0	0	0	0	0	0	0	0	0	2	0	0	0	0
Spiezio, S	.271	137	457	57	124	200	29	4	13	54	3	4	5	34	4	65	5	2
RIGHT	.239		109	26	34	8	0	0	6	2	0	2	11	0	22			
LEFT	.282		348	98	166	21	4	13	48	1	4	3	23	4	43			
Valdes, I	.200	2	5	0	1	1	0	0	0	0	0	0	0	0	0	2	1	0
Washburn, J	.600	2	5	1	3	3	0	0	0	0	0	0	0	1	0	2	0	0
Weber, B	.000	1	0	0	0	0	0	0	0	0	0	0	0	0	0	0	0	0
Wooten, W	.312	73	221	24	69	103	8	1	8	32	0	3	3	5	0	42	2	0
PITCHERS	.182	162	22	1	4	4	0	0	0	0	0	0	0	3	0	8	1	0
TOTALS	.261	162	5551	691	1447	2248	275	26	158	662	46	53	77	494	34	1001	116	52
OPP.	.263	162	5529	730	1452	2279	285	19	168	697	37	39	64	525	47	947	109	59

2001 Angels Designated Hitters

PLAYER	AVG	G	AB	R	H	TB	2B	3B	HR	RBI	SH	SF	HP	BB	IBB	SO	SB	CS
Anderson, G	.300	10	40	4	12	20	2	0	2	10	0	0	0	1	0	5	0	0
Baughman, J	.000	4	2	1	0	0	0	0	0	0	0	0	0	0	0	0	1	0
Erstad, D	.407	20	91	19	37	56	4	0	5	18	0	0	0	6	1	8	5	2
Palmeiro, D	.180	19	50	4	9	9	0	0	0	4	1	0	1	5	0	3	0	0
Salmon, T	.287	33	115	23	33	55	7	0	5	15	0	0	2	28	0	18	0	0
Spiezio, S	.224	50	161	19	36	61	7	0	6	16	0	1	3	27	2	27	1	1
Vaughn, M	.260	14	50	9	13	23	4	0	2	9	0	0	1	7	0	17	0	0
Walbeck, M	.000	1	2	0	0	0	0	0	0	0	0	0	0	0	0	1	0	0
TOTALS	.275	144	578	93	159	264	27	0	26	81	1	1	7	86	3	96	8	5

2001 Angels Pitching

PITCHER	W	L	ERA	G	GS	CG	SHO	GF	SV	IP	H	R	ER	HR	HB	IB	SO	WP	BK	OPP	AVG
Borland, T	0	1	10.80	2	0	0	0	1	0	3.1	8	5	4	1	0	1	0	0	0	0	.471
Cooper, B	0	1	2.63	7	1	0	0	5	0	13.2	10	5	4	2	0	4	0	7	0	0	.200
Green, S	0	0	3.00	1	1	0	0	0	0	6.0	4	2	2	0	0	6	0	4	2	0	.190
Hasegawa, S	5	6	4.04	46	0	0	0	10	0	55.2	52	28	25	5	2	20	5	41	2	0	.248
Holtz, M	1	2	4.86	63	0	0	0	11	0	37.0	40	24	20	5	2	15	4	38	5	0	.274
Levine, A	8	10	2.38	64	1	0	0	21	2	75.2	71	25	20	7	2	28	4	40	6	0	.257
Lukasiewicz, M	0	2	6.04	24	0	0	0	11	0	22.1	21	17	15	6	2	9	2	25	2	0	.247
Miadlich, J	0	0	4.50	11	0	0	0	4	0	10.0	6	5	5	2	0	8	0	11	1	0	.182
Ortiz, R	13	11	4.36	32	32	2	0	0	0	208.2	223	114	101	25	12	76	6	135	7	0	.274
Percival, T	4	2	2.65	57	0	0	0	50	39	57.2	39	19	17	3	2	18	1	71	2	0	.187
Pote, L	2	0	4.15	44	1	0	0	15	2	86.2	88	41	40	11	3	32	5	66	3	0	.258
Rapp, P	5	12	4.76	31	28	1	0	1	0	170.0	169	96	90	20	2	71	2	82	4	0	.261
Schoeneweis, S	10	11	5.08	32	32	1	0	0	0	205.1	227	122	116	21	14	77	2	104	4	1	.281
Shields, R	0	0	0.00	8	0	0	0	6	0	11.0	8	1	0	0	1	7	0	7	2	0	.200
Valdes, I	9	13	4.45	27	27	1	0	0	0	163.2	177	82	81	20	8	50	3	100	3	0	.277
Washburn, J	11	10	3.77	30	30	1	0	0	0	193.1	196	89	81	25	7	54	4	126	3	0	.263
Weber, B	6	2	3.42	56	0	0	0	19	0	68.1	66	28	26	4	5	31	8	40	0	1	.251
Wise, M	1	4	4.38	11	9	0	0	2	0	49.1	47	27	24	11	2	18	1	50	0	0	.250
TOTALS	75	87	4.20	162	162	6	11	156	43	1437.2	1452	730	671	168	64	525	47	947	46	2	.263
OPP.	87	75	3.96	162	162	9	12	153	46	1444	1447	691	636	158	77	494	34	1001	58	4	.261

WIN STREAK: 6, July 16-22

LOSING STREAK: 7, June 28-July 4; Sept. 21-28; Sept. 30-Oct. 7

Year-By-Year Statistical Review



2002 Angels Batting

PLAYER	AVG	G	AB	R	H	TB	2B	3B	HR	RBI	SH	SF	HP	BB	IBB	SO	SB	CS
Amezaga,A	.538	12	13	3	7	9	2	0	0	2	0	0	0	0	0	1	1	0
Anderson,G	.306	158	638	93	195	344	56	3	29	123	0	10	0	30	11	80	6	4
Appier,K	.000	32	2	0	0	0	0	0	0	0	2	0	0	0	0	2	0	0
Bellinger,C	.000	2	1	0	0	0	0	0	0	0	0	0	0	0	0	1	0	0
Davanon,J	.167	16	30	3	5	11	3	0	1	4	1	0	0	2	0	6	1	0
RIGHT	.091	11	11	1	2	1	0	0	0	0	0	0	0	1	0	4		
LEFT	.211	19	19	4	9	2	0	1	4	1	0	0	1	0	2			
Eckstein,D	.293	152	608	107	178	236	22	6	8	63	14	8	27	45	0	44	21	13
Erstad,D	.283	150	625	99	177	243	28	4	10	73	5	4	2	27	4	67	23	3
Fabregas,J	.193	35	88	8	17	18	1	0	0	8	2	0	0	6	1	6	0	0
Fasano,S	.000	2	1	0	0	0	0	0	0	0	0	0	0	0	0	1	0	0
Figgins,D	.167	15	12	6	2	3	1	0	0	1	0	0	0	0	0	5	2	1
RIGHT	.125	8	8	1	2	1	0	0	0	0	0	0	0	0	0	4		
LEFT	.250	4	4	1	1	1	0	0	0	1	0	0	0	0	0	1		
Fullmer,B	.289	130	429	75	124	228	35	6	19	59	0	3	15	32	6	44	10	3
Gil,B	.285	61	130	11	37	56	8	1	3	20	2	2	0	5	0	33	2	1
Glaus,T	.250	156	569	99	142	258	24	1	30	111	0	8	6	88	4	144	10	3
Kennedy,A	.312	144	474	65	148	213	32	6	7	52	5	4	7	19	1	80	17	4
Molina,B	.245	122	428	34	105	138	18	0	5	47	6	6	4	15	3	34	0	0
Molina,J	.271	29	70	5	19	22	3	0	0	5	4	2	0	5	0	15	0	2
Nieves,J	.289	45	97	17	28	30	2	0	0	6	1	0	0	2	0	14	1	1
Ochoa,A	.277	37	65	8	18	31	7	0	2	10	0	0	0	10	0	5	2	2
Ortiz,R	.000	32	7	0	0	0	0	0	0	0	0	0	0	0	0	3	0	0
Palmeiro,O	.300	110	263	35	79	93	12	1	0	31	4	3	0	30	1	22	7	2
Ramirez,T	.281	29	32	6	9	14	0	1	1	7	0	0	1	2	0	14	0	2
Salmon,T	.286	138	483	84	138	243	37	1	22	88	0	7	7	71	3	102	6	3
Schoeneweil,S	.000	54	2	0	0	0	0	0	0	0	0	0	0	0	0	2	0	0
Sele,A	.500	26	2	0	1	1	0	0	0	0	0	0	0	0	0	1	0	0
Spiezio,S	.285	153	491	80	140	214	34	2	12	82	3	6	4	67	7	52	6	7
RIGHT	.156	152	56	82	8	0	6	35	2	4	1	24	0	16				
LEFT	.248	339	84	132	26	2	6	47	1	2	3	43	7	36				
Washburn,J	.200	32	5	0	1	1	0	0	0	0	0	0	0	0	0	3	0	0
Wooten,W	.292	49	113	13	33	50	8	0	3	19	0	1	1	6	1	24	2	0
PITCHERS	.111	162	18	0	2	2	0	0	0	2	0	0	0	0	0	11	0	0
ANAHEIM	.282	162	5678	851	1603	2456	333	32	152	811	49	64	74	462	42	805	117	51
OPPONENTS	.247	162	5453	644	1345	2138	248	19	169	609	27	59	49	509	24	999	78	51

2002 Angels Designated Hitters

PLAYER	AVG	G	AB	R	H	TB	2B	3B	HR	RBI	SH	SF	HP	BB	IBB	SO	SB	CS
Anderson, G	.317	10	41	2	13	19	3	0	1	6	0	0	0	2	0	1	0	0
DaVanon, J	.250	4	4	1	1	2	1	0	0	0	1	0	0	0	0	0	1	0
Eckstein, D	.308	3	13	3	4	5	1	0	0	2	0	0	0	1	0	1	1	0
Erstad, D	.188	4	16	0	3	4	1	0	0	1	1	0	0	1	0	2	1	0
Fullmer, B	.277	93	328	54	91	166	27	6	12	48	0	3	11	22	2	34	7	2
Gil, B	.438	10	16	3	7	16	1	1	2	6	0	0	0	1	0	4	0	0
Kennedy, A	.200	1	5	1	1	1	0	0	0	0	0	0	0	0	0	0	0	0
Palmeiro, O	.625	6	8	1	5	5	0	0	0	2	0	0	0	1	0	1	0	0
Salmon, T	.256	25	82	18	21	43	7	0	5	11	0	1	2	14	0	20	1	1
Wooten, S	.236	26	72	8	17	28	2	0	3	9	0	1	1	4	1	15	1	0
TOTALS	.279		585	91	163	289	43	7	23	85	2	4	14	66	3	78	12	3

2002 Angels Pitching

PITCHER	W	L	ERA	G	GS	CG	GF	SHO	SV	IP	H	R	ER	HR	HB	BB	IB	SO	WP	BK	OPP AVG
Appier,K	14	12	3.92	32	32	0	0	0	0	188.1	191	89	82	23	7	64	2	132	7	0	.267
Callaway,M	2	1	4.19	6	6	0	0	0	0	34.1	31	20	16	4	3	11	0	23	2	0	.235
Cook,D	1	1	3.38	37	0	0	5	0	0	24.0	21	9	9	2	1	10	0	13	0	0	.241
Donnelly,B	1	1	2.17	46	0	0	11	1	0	49.2	32	13	12	2	2	19	3	54	1	0	.184
Lackey,J	9	4	3.66	18	18	1	0	0	0	108.1	113	52	44	10	4	34	0	69	7	2	.267
Levine,A	4	4	4.24	52	0	0	21	5	0	63.2	61	35	30	8	2	34	3	40	2	0	.253
Lukasiewicz,M	2	0	3.86	17	0	0	4	0	0	14.0	17	6	6	0	0	9	0	15	0	0	.298
Ortiz,R	15	9	3.77	32	32	4	0	0	1	217.1	188	97	91	40	5	68	0	162	7	3	.230
Percival,T	4	1	1.92	58	0	0	50	40	0	56.1	38	12	12	5	0	25	1	68	5	0	.188
Pote,L	0	2	3.22	31	0	0	13	0	0	50.1	33	20	18	7	3	26	2	32	3	0	.194
Rodriguez,F	0	0	0.00	5	0	0	4	0	0	5.2	3	0	0	0	1	2	1	13	0	0	.167
Schoeneweil,S	9	8	4.88	54	15	0	4	1	0	118.0	119	68	64	17	5	49	4	65	1	1	.264
Sele,A	8	9	4.89	26	26	1	0	0	1	160.0	190	92	87	21	7	49	2	82	5	0	.299
Shields,R	5	3	2.20	29	1	0	13	0	0	49.0	31	13	12	4	1	21	1	30	3	0	.188
Wall,D	0	0	6.43	17	0	0	8	0	0	21.0	17	15	15	3	1	7	1	13	2	0	.221
Washburn,J	18	6	3.15	32	32	1	0	0	0	206.0	183	75	72	19	3	59	1	139	5	1	.235
Weber,B	7	2	2.54	63	0	0	16	7	0	78.0	70	25	22	4	3	22	3	43	2	0	.249
Wise,M	0	0	3.24	7	0	0	6	0	0	8.1	7	3	3	0	1	1	0	6	0	0	.233
ANAHEIM	99	63	3.69	162	162	7	155	54	14	1452.1	1345	644	595	169	49	509	24	999	52	7	.247
OPPONENTS	63	99	4.77	162	162	8	154	36	8	1437.0	1603	851	762	152	74	462	42	805	55	11	.282

WIN STREAK: 10, Aug. 29-Sept. 8

LOSING STREAK: 6, April 8-13



Career Leaders Batting

Average ★

1. Rod Carew	.314
2. GARRET ANDERSON	.299
3. Johnny Ray	.296
4. Luis Polonia	.294
5. Juan Beniquez	.293
6. Jim Edmonds	.290
7. DARIN ERSTAD	.289
8. Wally Joyner	.286
9. TIM SALMON	.284
10. Orlando Palmeiro	.281

Games

1. Brian Downing	1,661
2. TIM SALMON	1,536
3. Jim Fregosi	1,429
4. GARRET ANDERSON	1,365
5. Bobby Grich	1,222
6. Gary DiSarcina	1,086
Dick Schofield	1,086
8. DARIN ERSTAD	1,002
9. Bob Boone	968
10. Chili Davis	950

At-Bats

1. Brian Downing	5,854
2. TIM SALMON	5,537
3. GARRET ANDERSON	5,455
4. Jim Fregosi	5,244
5. Bobby Grich	4,100
6. DARIN ERSTAD	4,059
7. Gary DiSarcina	3,744
8. Chili Davis	3,491
9. Dick Schofield	3,434
10. Wally Joyner	3,356

Runs

1. TIM SALMON	941
2. Brian Downing	889
3. GARRET ANDERSON	703
4. Jim Fregosi	691
5. DARIN ERSTAD	645
6. Bobby Grich	601
7. Chili Davis	520
8. Don Baylor	481
9. TROY GLAUS	476
10. Rod Carew	474

Hits

1. GARRET ANDERSON	1,633
2. Brian Downing	1,588
3. TIM SALMON	1,571
4. Jim Fregosi	1,408
5. DARIN ERSTAD	1,172
6. Bobby Grich	1,103
7. Chili Davis	973
8. Rod Carew	968
9. Gary DiSarcina	966
10. Wally Joyner	961

Total Bases

1. TIM SALMON	2,803
2. GARRET ANDERSON	2,615
3. Brian Downing	2,580
4. Jim Fregosi	2,112
5. Bobby Grich	1,788
6. DARIN ERSTAD	1,731
7. Chili Davis	1,620
8. Wally Joyner	1,511
9. Don Baylor	1,390
10. TROY GLAUS	1,354

Extra-Base Hits

1. TIM SALMON	634
2. GARRET ANDERSON	569
3. Brian Downing	526
4. Jim Fregosi	404
5. Bobby Grich	357
6. DARIN ERSTAD	334
7. Chili Davis	329
8. TROY GLAUS	324
9. Wally Joyner	304
10. Jim Edmonds	294
Doug DeCinces	294

Doubles

1. GARRET ANDERSON	349
2. TIM SALMON	324
3. Brian Downing	282
4. Jim Fregosi	219
5. DARIN ERSTAD	209
6. Gary DiSarcina	186
7. Bobby Grich	183
8. Wally Joyner	175
9. Chili Davis	167
10. Jim Edmonds	161

Triples

1. Jim Fregosi	70
2. Mickey Rivers	32
3. GARRET ANDERSON	27
Luis Polonia	27
Dick Schofield	27
6. DARIN ERSTAD	25
Bobby Knoop	25
8. Devon White	24
Gary Pettis	23
10. TIM SALMON	22
Rod Carew	22
Brian Downing	22

Home Runs

1. TIM SALMON	288
2. Brian Downing	222
3. GARRET ANDERSON	193
4. TROY GLAUS	164
5. Chili Davis	156
6. Bobby Grich	154
7. Don Baylor	141
8. Doug DeCinces	130
9. Reggie Jackson	123
10. Jim Edmonds	121

Runs Batted In

1. TIM SALMON	966
2. GARRET ANDERSON	872
3. Brian Downing	846
4. Chili Davis	618
5. Bobby Grich	557
6. Jim Fregosi	546
7. Wally Joyner	532
8. Don Baylor	523
9. DARIN ERSTAD	485
10. Doug DeCinces	481

Base On Balls

1. TIM SALMON	927
2. Brian Downing	866
3. Bobby Grich	630
4. Jim Fregosi	558
5. Chili Davis	493
6. TROY GLAUS	439
7. Rod Carew	405
8. Albie Pearson	369
9. Reggie Jackson	362
10. Wally Joyner	336

Strikeouts

1. TIM SALMON	1,275
2. Jim Fregosi	835
3. Brian Downing	759
4. Bobby Grich	758
5. Chili Davis	713
6. Reggie Jackson	690
7. GARRET ANDERSON	732
TROY GLAUS	732
9. Bobby Knoop	634
10. DARIN ERSTAD	595

Stolen Bases

1. Gary Pettis	186
2. Luis Polonia	174
3. DARIN ERSTAD	143
4. Sandy Alomar	139
5. Mickey Rivers	126
6. Devon White	123
7. Chad Curtis	116
8. Jerry Remy	110
9. Dick Schofield	99
10. Don Baylor	89

On-Base Pct. ★

1. Rod Carew	.393
2. TIM SALMON	.389
3. Albie Pearson	.379
4. Brian Downing	.372
5. Bobby Grich	.370
6. Chili Davis	.365
7. Orlando Palmeiro	.361
8. Jim Edmonds	.359
9. Fred Lynn	.358
10. TROY GLAUS	.357

Slugging Pct. ★

1. TIM SALMON	.506
2. Jim Edmonds	.498
3. TROY GLAUS	.491
4. Leon Wagner	.490
5. GARRET ANDERSON	.479
6. Fred Lynn	.464
Chili Davis	.464
8. Doug DeCinces	.463
9. Wally Joyner	.450
10. Don Baylor	.448

OPS ★

(on-base + slugging)	
1. TIM SALMON	.895
2. Jim Edmonds	.856
3. TROY GLAUS	.849
4. Leon Wagner	.831
5. Chili Davis	.829
6. Fred Lynn	.822
7. Brian Downing	.813
8. GARRET ANDERSON	.807
9. Bobby Grich	.806
10. Wally Joyner	.801

All Caps/**BOLD** — Active
★Based on 1,500-or-more PA

Single Season Batting



Highest Average

(Based on 502 plate appearances)

1. DARIN ERSTAD	.355	2000
2. Rod Carew	.339	1983
3. Rod Carew	.331	1980
4. TIM SALMON	.330	1995
5. Alex Johnson	.329	1970★
6. Brian Downing	.326	1979
7. Rod Carew	.319	1982
8. Chili Davis	.318	1995
9. GARRET ANDERSON	.315	2003
10. ADAM KENNEDY	.312	2002

Games

1. Don Baylor	162	1979★
Sandy Alomar	162	1971★
Sandy Alomar	162	1970
Jim Fregosi	162	1966
Bobby Knoop	162	1964
6. GARRET ANDERSON	161	2001
TROY GLAUS	161	2001
Mo Vaughn	161	2000
Jim Fregosi	161	1969
Bobby Knoop	161	1966
Jim Fregosi	161	1965

At-Bats

1. Sandy Alomar	689	1971★
2. DARIN ERSTAD	676	2000★
3. GARRET ANDERSON	672	2001
Sandy Alomar	672	1970
5. Billy Moran	659	1962
6. Carney Lansford	654	1979
7. GARRET ANDERSON	647	2000
8. Devon White	639	1987
9. GARRET ANDERSON	638	2003
GARRET ANDERSON	638	2002

Runs

1. DARIN ERSTAD	121	2000
2. TROY GLAUS	120	2000
Jim Edmonds	120	1995
Don Baylor	120	1979★
5. Tony Phillips	119	1995
6. Jim Edmonds	115	1998
Albie Pearson	115	1962★
8. Carney Lansford	114	1979
9. TIM SALMON	111	1995
10. Brian Downing	110	1987

Hits

1. DARIN ERSTAD	240	2000★
2. Alex Johnson	202	1970
3. GARRET ANDERSON	201	2003
4. GARRET ANDERSON	195	2002
5. GARRET ANDERSON	194	2001
6. GARRET ANDERSON	189	1997
7. GARRET ANDERSON	188	1999
Carney Lansford	188	1979
9. Don Baylor	186	1979
Billy Moran	186	1962

Total Bases

1. DARIN ERSTAD	366	2000
2. GARRET ANDERSON	345	2003
3. GARRET ANDERSON	344	2002
4. TROY GLAUS	340	2000
5. GARRET ANDERSON	336	2000
6. Don Baylor	333	1979
7. GARRET ANDERSON	321	2001
8. TIM SALMON	319	1995
9. Doug DeCinces	315	1982
10. TROY GLAUS	312	2001

Extra-Base Hits

1. GARRET ANDERSON	88	2002
2. TROY GLAUS	85	2000
3. GARRET ANDERSON	82	2003
4. TROY GLAUS	81	2001
5. GARRET ANDERSON	78	2000
6. Doug DeCinces	77	1982
7. TIM SALMON	72	2000
Don Baylor	72	1979
9. TIM SALMON	71	1995
10. DARIN ERSTAD	70	2000

Doubles

1. GARRET ANDERSON	56	2002★
2. GARRET ANDERSON	49	2003★
3. Jim Edmonds	42	1998
Johnny Ray	42	1988
Doug DeCinces	42	1982
6. GARRET ANDERSON	41	1998
7. GARRET ANDERSON	40	2000
8. GARRET ANDERSON	39	2001
DARIN ERSTAD	39	2000
Gary DiSarcina	39	1998
DARIN ERSTAD	39	1998

Triples

1. Devon White	13	1989
Mickey Rivers	13	1975★
Jim Fregosi	13	1968★
4. Jim Fregosi	12	1963
5. ADAM KENNEDY	11	2000
Mickey Rivers	11	1974★
Bobby Knoop	11	1966★
8. Jerry Remy	10	1977
9. Luis Polonia	9	1990
Bobby Bonds	9	1977
Willie Smith	9	1965
Jim Fregosi	9	1964

Home Runs

1. TROY GLAUS	47	2000★
2. TROY GLAUS	41	2001
3. Reggie Jackson	39	1982★
4. Bobby Bonds	37	1977
Leon Wagner	37	1962
6. Mo Vaughn	36	2000
Don Baylor	36	1979
8. GARRET ANDERSON	35	2000
9. TIM SALMON	34	2000
TIM SALMON	34	1995
Wally Joyner	34	1987
Don Baylor	34	1978



Single Season Batting

Runs Batted In

1. Don Baylor	139	1979★
2. TIM SALMON	129	1997
3. GARRET ANDERSON	123	2002
GARRET ANDERSON	123	2001
5. GARRET ANDERSON	117	2000
Mo Vaughn	117	2000
Wally Joyner	117	1987
8. GARRET ANDERSON	116	2003
9. Bobby Bonds	115	1977
TROY GLAUS	111	2002

Base On Balls

1. Tony Phillips	113	1995
2. TROY GLAUS	112	2000
3. TROY GLAUS	107	2001
4. Brian Downing	106	1987
5. TIM SALMON	104	2000
6. TIM SALMON	96	2001
Albie Pearson	96	1961
8. TIM SALMON	95	1997
Albie Pearson	95	1962
10. TIM SALMON	93	1996
Jim Fregosi	93	1969

Strikeouts

1. Mo Vaughn	181	2000★
2. TROY GLAUS	163	2000
3. TROY GLAUS	158	2001
4. Reggie Jackson	156	1982★
5. TROY GLAUS	144	2002
Bobby Knoop	144	1966
7. TROY GLAUS	143	1999
8. TIM SALMON	142	1997
9. Reggie Jackson	141	1984
Bobby Bonds	141	1977

Stolen Bases

1. Mickey Rivers	70	1975★
2. Gary Pettis	56	1985
3. Luis Polonia	55	1993
4. Luis Polonia	51	1992
5. Gary Pettis	50	1986
6. Chad Curtis	48	1993
Luis Polonia	48	1991
Gary Pettis	48	1984
9. Devon White	44	1989
10. Chad Curtis	43	1992

Sacrifice Hits

1. Tim Lofy	26	1982★
2. Bob Boone	23	1982
3. Luis Sojo	19	1991★
Bobby Grich	19	1978
Jerry Remy	19	1977
6. DAVID ECKSTEIN	16	2001★
Gary DiSarcina	16	1996
Bob Boone	16	1985
Juan Beniquez	16	1982
Rod Carew	16	1982

Sacrifice Flies

1. Dan Ford	13	1979★
2. Johnny Ray	12	1989
Wally Joyner	12	1986
Doug DeCinces	12	1984
Don Baylor	12	1979★
Don Baylor	12	1978★
7. TIM SALMON	11	1997
Carney Lansford	11	1980
9. GARRET ANDERSON	10	2002
TIM SALMON	10	1998
Chili Davis	10	1988
Wally Joyner	10	1987
Juan Beniquez	10	1982
Bobby Bonds	10	1977

Hit By Pitch

1. DAVID ECKSTEIN	27	2002★
2. DAVID ECKSTEIN	21	2001★
3. Don Baylor	18	1978★
Rick Reichardt	18	1968
5. Brian Downing	17	1987
Brian Downing	17	1986
7. DAVID ECKSTEIN	15	2003
Brad Fullmer	15	2002
9. Mo Vaughn	14	2000
Brian Downing	14	1988

On-Base Pct.

(Based on 502 plate appearances)

1. TIM SALMON	.429	1995
Chili Davis	.429	1995
3. Albie Pearson	.420	1961
4. Rod Carew	.419	1979
5. Brian Downing	.418	1979
6. Chili Davis	.410	1994
TIM SALMON	.410	1998
8. DARIN ERSTAD	.409	2000
Rod Carew	.409	1983
10. TIM SALMON	.404	2000

OPS

(on-base + slugging)

1. TIM SALMON	1.024	1995
2. TROY GLAUS	1.008	2000
3. Chili Davis	.971	1994
4. DARIN ERSTAD	.951	2000
5. TIM SALMON	.945	2000
6. TIM SALMON	.943	1998
Chili Davis	.943	1995
8. Bobby Grich	.921	1981
9. TIM SALMON	.918	1993
10. Doug DeCinces	.916	1982

Slugging Pct.

1. TROY GLAUS	.604	2000
2. TIM SALMON	.594	1995
3. Jim Edmonds	.571	1996
4. Chili Davis	.561	1994
5. Doug DeCinces	.548	1992
6. Bobby Grich	.543	1981
7. DARIN ERSTAD	.541	2000
GARRET ANDERSON	.541	2003
9. TIM SALMON	.540	2000
10. GARRET ANDERSON	.539	2002

All CAPS/BOLD — Active

★ Led or tied for league lead

★★ Based on 3.1 plate appearances multiplied by games played by Angels

Rookie Single Season Batting



Highest Average

(Based on 502 plate appearances)

1. Wally Joyner	.290	1986
2. DAVID ECKSTEIN	.287	2001
3. Lee Thomas	.284	1961
4. TIM SALMON	.283	1993
5. BENGIE MOLINA	.281	2000

Games

1. Bobby Knoop	162	1964
2. Devon White	159	1987
3. Gary DiSarcina	157	1992
4. ADAM KENNEDY	156	2000
5. Paul Schaal	155	1965
Bob Rodgers	155	1962

At-Bats

1. Devon White	639	1987
2. ADAM KENNEDY	598	2000
3. Wally Joyner	593	1986
4. DAVID ECKSTEIN	579	2001
5. Jerry Remy	569	1975

Runs

1. Devon White	103	1987
2. TIM SALMON	93	1993
3. DAVID ECKSTEIN	82	2001
ADAM KENNEDY	82	2000
Wally Joyner	82	1986
Jerry Remy	82	1975

Hits

1. Wally Joyner	172	1986
2. Devon White	168	1987
3. DAVID ECKSTEIN	166	2001
4. ADAM KENNEDY	159	2000
5. Jerry Remy	147	1975

Total Bases

1. Devon White	283	1987
2. TIM SALMON	276	1993
3. Wally Joyner	271	1986
4. ADAM KENNEDY	241	2000
5. Ken Hunt	232	1961

Extra Base Hits

1. TIM SALMON	67	1993
2. Devon White	62	1987
3. Ken Hunt	57	1961
4. ADAM KENNEDY	53	2000
5. Wally Joyner	52	1986

Doubles

1. TIM SALMON	35	1993
2. Bob Rodgers	34	1962
3. ADAM KENNEDY	33	2000
Devon White	33	1987
5. Ken Hunt	29	1961

Triples

1. ADAM KENNEDY	11	2000
2. Gary Pettis	6	1984
Bob Rodgers	6	1962
4. Devon White	5	1987
Ken Landreaux	5	1978
Jerry Remy	5	1975
Lee Thomas	5	1961

Home Runs

1. TIM SALMON	31	1993
2. Ken Hunt	25	1961
3. Devon White	24	1987
Lee Thomas	24	1961
5. Wally Joyner	22	1986

Runs Batted In

1. Wally Joyner	100	1986
2. TIM SALMON	95	1993
3. Devon White	87	1987
4. Ken Hunt	84	1961
5. Willie Aikens	81	1979

Base on Balls

1. TIM SALMON	82	1993
Willie Aikens	61	1979
3. Paul Schaal	61	1965
4. Gary Pettis	60	1984
5. Wally Joyner	57	1986

Strikeouts

1. TIM SALMON	135	1993
Devon White	135	1987
3. Ken Hunt	120	1961
4. Gary Pettis	115	1984
5. Bobby Knoop	109	1964

Stolen Bases

1. Gary Pettis	48	1984
2. Chad Curtis	43	1992
3. Jose Cardenal	37	1965
4. Jerry Remy	34	1975
5. Devon White	32	1987

Sacrifice Hits

1. DAVID ECKSTEIN	16	2001
2. Mark McLemore	15	1987
3. Devon White	14	1987
4. Steve Lubratic	13	1983
5. Jerry Remy	12	1975

Sacrifice Flies

1. Wally Joyner	12	1986
2. TIM SALMON	8	1993
Bob Rodgers	8	1962
4. BENGIE MOLINA	7	2000
Carney Lansford	7	1978

Hit By Pitch

1. DAVID ECKSTEIN	21	2001
2. Rick Reichardt	13	1966
3. Gary DiSarcina	7	1992
Ron Jackson	7	1976
Dave Chalk	7	1974

Games By Position

1B Wally Joyner	152	1986
2B Bobby Knoop	161	1964
SS Gary DiSarcina	157	1992
3B Paul Schaal	153	1965
OF Devon White	159	1987
OF TIM SALMON	140	1993
OF Chad Curtis	135	1992
C Bob Rodgers	150	1962
DH Willie Aikens	51	1979

Rookie All-Stars

1B Wally Joyner	1986★
SS Dave Chalk	1974

All CAPS/**BOLD** — Active

★ Indicates starter



Yearly Leaders Batting

Year	Average★	Games	At Bats	Runs	Hits	Total Bases
1961	Pearson (.288)	Hunt (149)	Hunt (479)	Pearson (92)	L. Thomas (129)	Wagner (232)
1962	L. Thomas (.290)	4 with (160)	Moran (659)	Pearson# (115)	Moran (186)	Wagner (306)
1963	Pearson (.304)	Fregosi Pearson (154)	Moran (597)	Pearson (92)	Pearson (176)	Wagner (251)
1964	Rodgers (.243)	Knoop (162)	Rodgers (514)	Fregosi (86)	Fregosi (140)	Fregosi (234)
1965	Fregosi (.277)	Fregosi (161)	Fregosi (602)	Fregosi (66)	Fregosi (167)	Fregosi (245)
1966	Cardenal (.276)	Fregosi (162)	Fregosi (611)	Fregosi (78)	Cardenal (155)	Fregosi (239)
1967	Fregosi (.290)	Knoop (159)	Fregosi (590)	Mincher (81)	Fregosi (171)	Mincher (237)
1968	Reichardt (.255)	Fregosi (159)	Fregosi (614)	Fregosi (77)	Fregosi (150)	Reichardt (225)
1969	Johnstone (.270)	Fregosi (161)	Fregosi (580)	Fregosi (78)	Alomar (153)	Fregosi (221)
1970	Johnson# (.329)	Alomar# (162)	Alomar (672)	Fregosi (95)	Johnson (202)	Johnson (282)
1971	Alomar (.260)	Alomar# (162)	Alomar# (689)	Alomar (77)	Alomar (179)	McMullen (234)
1972	Pinson (.275)	Alomar (155)	Alomar (610)	Alomar (65)	Oliver (154)	Oliver (222)
1973	Robinson (.266)	Oliver (151)	Oliver (544)	Robinson (85)	Oliver (144)	Robinson (261)
1974	Rivers (.285)	Doyle (147)	Doyle (511)	Robinson (75)	Rivers Doyle (133)	Robinson (197)
1975	Rivers (.284)	Rivers (155)	Rivers (616)	Remy (82)	Rivers (175)	Rivers (221)
1976	Remy (.263)	Bochte (146)	Remy (502)	Remy (64)	Remy (132)	Remy (152)
1977	Chalk (.277)	Bonds (158)	Bonds (592)	Bonds (103)	Bonds (156)	Bonds (308)
1978	Bostock (.296)	Baylor (158)	Baylor (591)	Baylor (103)	Bostock (168)	Baylor (279)
1979	Downing (.326)	Baylor# (162)	Lansford (654)	Baylor# (120)	Lansford (188)	Baylor (333)
1980	Carew (.331)	Lansford (151)	Lansford (602)	Lansford (87)	Carew (79)	Carew (236)
1981	Carew★ (.305)	Burleson# (109)	Burleson (430)	Carew (57)	Burleson (126)	Grich (191)
1982	Carew (.319)	Downing (158)	Downing (623)	Downing (109)	Downing (175)	DeCinces (315)
1983	Carew (.339)	Boone (142)	Carew (472)	Downing (68)	Carew (160)	Lynn (211)
1984	Downing (.275)	Downing (156)	DeCinces (547)	Lynn (84)	Downing (148)	Downing (249)
1985	Carew (.280)	Boone Downing (150)	Downing (520)	Downing (80)	Downing (137)	Jackson (224)
1986	Joyner (.290)	Joyner Pettis (154)	Joyner (593)	Pettis (93)	Joyner (172)	Joyner (271)
1987	Joyner (.285)	White (159)	White (639)	Downing (110)	White (168)	Joyner (298)
1988	Ray (.306)	C. Davis Joyner (158)	Ray (602)	C. Davis Joyner (81)	Ray (184)	C. Davis (259)
1989	Ray (.289)	Joyner (159)	White (636)	White (86)	Joyner (167)	Joyner (249)
1990	Parrish (.268)	Parrish (133)	Parrish (470)	Winfield (70)	Polonia (135)	Winfield (215)
1991	Joyner (.301)	Gaetti (152)	Polonia (604)	Polonia (92)	Polonia (179)	Joyner (269)
1992	Polonia (.286)	DiSarcina (157)	Polonia (577)	Polonia (83)	Polonia (165)	Polonia (190)
1993	Curtis (.285)	Davis (153)	Curtis (583)	Curtis (94)	Curtis (166)	Salmon (276)
1994	Davis★ (.311)	Curtis (114)	Curtis (453)	Davis (72)	Davis (122)	Davis (220)

Yearly Leaders Batting



Year	Average★	Games	At Bats	Runs	Hits	Total Bases
1995	Salmon (.330)	Salmon Snow (143)	Edmonds (558)	Edmonds (120)	Salmon (177)	Salmon (319)
1996	Davis (.292)	Salmon (156)	Anderson (607)	Salmon (90)	Anderson (173)	Salmon (291)
1997	Anderson (.303)	Salmon (157)	Anderson (624)	Hollins (101)	Anderson (189)	Salmon (301)
1998	Edmonds (.307)	DiSarcina (157)	Anderson (622)	Edmonds (115)	Edmonds (184)	Edmonds (303)
1999	Anderson (.303)	Anderson (157)	Anderson (620)	Anderson (88)	Anderson (188)	Anderson (291)
2000	Erstad (.355)	Vaughn (161)	Erstad# (676)	Erstad (121)	Erstad# (240)	Erstad (366)
2001	Anderson (.289)	Anderson Glaus (161)	Anderson (672)	Glaus (100)	Anderson (194)	Anderson (321)
2002	Kennedy (.312)	Anderson (158)	Anderson (638)	Eckstein (107)	Anderson (195)	Anderson (344)
2003	Anderson (.315)	Anderson (159)	Anderson (638)	Anderson (80)	Anderson (201)	Anderson (345)

★ Based on 502 plate appearances

★★ Based on 3.1 plate appearances multiplied by games played by Angels

Year	Doubles	Triples	Home Runs	RBI	SB	SF
1961	Hunt (29)	L. Thomas (5)	Wagner (28)	Hunt (84)	Pearson (11)	Wagner (7)
1962	Rodgers (34)	Pearson Rodgers (6)	Wagner (37)	Wagner (107)	Pearson (15)	Rodgers (8)
1963	Torres (32)	Fregosi (12)	Wagner (26)	Wagner (90)	Pearson (17)	Moran Wagner (7)
1964	Fregosi Clinton (22)	Fregosi (9)	Adcock (21)	Fregosi (72)	Fregosi (8)	Rodgers (7)
1965	Knoop (24)	W. Smith (9)	Fregosi (15)	Fregosi (64)	Cardenal (37)	Fregosi Rodgers (8)
1966	Fregosi (32)	Knoop# (11)	Adcock (18)	Knoop (72)	Cardenal (24)	Knoop# (7)
1967	Fregosi Mincher (23)	Fregosi (6)	Mincher (25)	Mincher (76)	Cardenal (10)	Rodgers Schaal (4)
1968	Fregosi (21)	Fregosi# (13)	Reichardt (21)	Reichardt (73)	Davalillo (17)	Repoz# (8)
1969	Fregosi (22)	Fregosi (6)	Reichardt (13)	Reichardt (68)	Alomar (18)	Reichardt Rodriguez (7)
1970	Fregosi (33)	Johnson Repoz (6)	Fregosi (22)	Johnson (86)	Alomar (35)	Voss (5)
1971	Alomar (24)	Alomar (3)	McMullen (21)	McMullen (68)	Alomar (39)	Spencer (5)
1972	Pinson (24)	Oliver (5)	Oliver (20)	Oliver (76)	Alomar (20)	Oliver (5)
1973	Robinson (29)	Pinson (6)	Robinson (30)	Robinson (97)	Alomar (25)	Pinson (7)
1974	Robinson (26)	Rivers# (11)	Robinson (20)	Robinson (63)	Rivers (30)	Valentine Llenas (7)
1975	Chalk (24)	Rivers# (13)	Stanton (14)	Stanton (82)	Rivers# (70)	Chalk (9)
1976	Jackson (18)	5 with (3)	Bonds (10)	Bonds (54)	Remy (35)	Bochte Bonds Guerrero (5)
1977	Bonds Chalk (27)	Remy (10)	Bonds (37)	Bonds (115)	Bonds Remy (41)	Bonds (10)
1978	Rudi (17)	Jackson (6)	Baylor (34)	Baylor (99)	Baylor (22)	Baylor# (12)



Yearly Leaders Batting

Year	Doubles	Triples	Home Runs	RBI	SB	SF
1979	Baylor (33)	Ford Grich Lansford Miller (5)	Baylor (36)	Baylor# (139)	Baylor (22)	Ford# (13)
1980	Carew (34)	Carew (7)	Thompson (17)	Lansford (80)	Carew (23)	Lansford# (11)
1981	Baylor (18)	Hobson (4)	Grich# (22)	Baylor (66)	Carew (16)	Baylor (6)
1982	DeCinces (42)	Carew DeCinces Grich (5)	Jackson# (39)	Jackson (101)	Baylor Carew (10)	DeCinces (9)
1983	Carew (24)	DeCinces Lynn Pettis Sconiers (3)	Lynn (22)	Lynn (74)	Pettis (8)	DeCinces (8)
1984	Downing Lynn (28)	Pettis (6)	Jackson (25)	Downing (91)	Pettis (48)	DeCinces (12)
1985	Jackson (27)	Pettis (8)	Jackson (27)	Downing Jackson (85)	Pettis (56)	DeCinces (7)
1986	Downing Joyner (27)	Schofield (6)	DeCinces (26)	Joyner (100)	Pettis (50)	Joyner (12)
1987	Joyner White (33)	Howell White (5)	Joyner (34)	Joyner (117)	White (32)	Joyner (10)
1988	Ray (42)	Ray (7)	Downing (25)	C. Davis (93)	Schofield (20)	C. Davis (10)
1989	Joyner (30)	White (13)	Davis (22)	Davis (90)	White (44)	Ray (12)
1990	Ray (23)	Polonia (9)	Parrish (24)	Winfield (78)	White (21)	Winfield (7)
1991	Joyner (34)	Polonia (8)	Winfield (28)	Joyner (96)	Polonia (48)	Winfield (6)
1992	Felix (22)	Felix (5)	Gaetti (12)	Felix (72)	Polonia (51)	Felix (9)
1993	Salmon (35)	Polonia (6)	Salmon (31)	Davis (112)	Polonia (55)	Salmon (8)
1994	Curtis (23)	Curtis (4)	Davis (26)	Davis (84)	Curtis (25)	Davis (6)
1995	Salmon (34)	DiSarcina (6)	Salmon (34)	Edmonds (107)	Phillips Hudler (13)	Davis (9)
1996	Anderson (33)	DiSarcina Salmon (4)	Salmon (30)	Salmon (98)	Hudler (14)	Davis (6)
1997	Anderson (36)	Alicea (7)	Salmon (33)	Salmon (129)	Erstad (23)	Salmon (11)
1998	Edmonds (42)	Anderson (7)	Salmon (26)	Edmonds (91)	Erstad (20)	Salmon (10)
1999	Anderson (36)	Erstad (5)	Vaughn (33)	Vaughn (108)	Erstad Velarde (13)	Anderson Salmon (6)
2000	Anderson (40)	Kennedy (11)	Glaus# (47)	Anderson Vaughn (117)	Erstad (28)	Anderson (9)
2001	Anderson (39)	Gil Spiezio (4)	Glaus (41)	Anderson (123)	Eckstein (29)	Kennedy (9)
2002	Anderson# (56)	Eckstein Fullmer Kennedy (6)	Glaus (30)	Anderson (123)	Erstad (23)	Anderson (10)
2003	Anderson# (49)	Spiezio (7)	Anderson (29)	Anderson (116)	Kennedy (22)	Spiezio (7)

Led league

Bold face indicates club record

Club Batting Stats (Year-by-Year)



	AVG	AB	R	H	2B	3B	HR	RBI	SH	SF	SB	CS
1961	.245	5424	744	1331	218	22	189	700	80	37	37	28
1962	.250	5499	718	1377	232	35	137	667	82	43	46	27
1963	.250	5506	597	1378	208	38	95	551	84	46	43	30
1964	.243	5332	544	1297	186	27	102	508	78	37	49	39
1965	.239	5354	527	1279	200	36	97	486	93	44	107	57
1966	.232	5360	604	1244	179	54	122	562	69	46	80	54
1967	.238	5307	567	1265	170	37	114	524	88	23	40	36
1968	.227	5331	498	1209	170	33	83	453	75	37	62	50
1969	.225	5416	528	1221	151	29	88	480	75	41	54	39
1970	.251	5532	631	1391	197	40	114	597	69	37	69	27
1971	.231	5495	511	1271	213	18	96	477	83	31	72	34
1972	.242	5165	454	1249	171	26	78	420	66	25	57	37
1973	.253	5505	629	1395	183	29	93	595	60	45	59	47
1974	.254	5401	618	1372	203	31	95	550	82	48	119	79
1975	.246	5377	628	1324	195	41	55	572	97	47	220★	108
1976	.235	5385	550	1265	210	23	63	511	92	48	126	80
1977	.255	5410	675	1380	233	40	131	636	74	51	159	89
1978	.259	5472	691	1417	226	28	108	646	72	56	86	69
1979	.282	5550	866★	1563	242	43	164	808★	79	56	100	52
1980	.265	5443	698	1442	236	32	106	655	75	44	91	63
1981	.256	3688	476	944	134	16	97	439	51	30	44	33
1982	.274	5532	814	1518	268	26	186	760	114★	56★	55	53
1983	.260	5640	722	1467	241	22	154	682	68	46	41	39
1984	.249	5470	696	1363	211	30	150	649	65	46	80	51
1985	.251	5442	732	1364	215	31	153	685	99	35	106	51
1986	.255	5433	786	1387	236	36	167	743	91★	61★	109	42
1987	.252	5570	770	1406	257	26	172	709	70	36	125	44
1988	.261	5582	714	1458	258	31	124	660	63	52	86	52
1989	.256	5543	669	1421	207	37	145★	623	54	46	89	40
1990	.260	5570	690	1448	237	27	147	646	58	45	68	43★
1991	.255	5470	653	1396	245	29	115	607	63	31	94	56
1992	.243	5364	579	1306	202	20	88	537	56	40	160	101
1993	.260	5391	684	1399	259	24	114	644	50	46	169	100★
1994	.264	3943	543	1042	178	16	120	518	42	29	65	54
1995	.277	5019	801	1390	252	25	186	761	33	38	57	39
1996	.276	5686	762	1571	256	24	192	727	45	33	53	39
1997	.272	5628	829	1531	279	25	161	775	40	57	126	72
1998	.272	5630	787	1530	314	27	147	739	49	41	93	45
1999	.256	5494	711	1404	248	22	158	673	41	42	71	45
2000	.280	5628	864	1574	309	34	236	837	47	43	93	52
2001	.261	5551	691	1447	275	26	158	662	46	53	116	52
2002	.282★	5678★	851	1603★	333	32	152	811	49★	64	117	51
2003	.268	5487	736	1473	276	33	150	687	50	50	129	61

★Led League


Club Designated Hitters

	AVG	AB	R	H	TB	2B	3B	HR	RBI	SH	SF	BB	SO	SB	CS
1973	.255	604	88	154	276	27	1	31	100	2	3	90	105	1	2
1974	.240	572	85	137	242	32	2	23	78	1	8	101	110	8	2
1975	.225	579	75	130	195	22	2	13	80	6	13	90	102	24	9
1976	.251	618	66	155	226	29	3	12	77	6	6	58	93	11	7
1977	.242	592	83	143	245	30	3	22	73	3	4	73	104	20	12
1978	.240	604	96	145	256	25	1	28	92	2	9	71	103	13	6
1979	.318	616	110	196	340	31	1	37	134	2	7	80	82	14	6
1980	.310	609	88	189	267	29	2	15	101	1	11	74	74	8	11
1981	.233	407	55	95	170	17	2	18	72	0	6	47	52	4	3
1982	.261	637	85	166	274	25	1	27	103	0	8	61	75	10	4
1983	.257	635	84	163	247	21	0	21	82	2	5	76	138	2	6
1984	.230	613	76	141	253	21	2	29	96	2	1	69	152	8	4
1985	.225	605	88	136	244	27	3	25	97	2	7	84	143	6	5
1986	.249	602	94	150	249	21	3	24	76	1	5	109	142	1	3
1987	.278	630	106	175	300	35	3	28	89	3	3	95	74	3	5
1988	.237	608	91	144	249	20	2	27	80	6	6	91	78	5	4
1989	.277	629	67	174	260	32	3	16	72	1	5	61	105	0	2
1990	.285	617	89	176	280	35	3	21	87	0	7	88	96	2	5
1991	.236	636	67	150	233	28	2	17	73	1	4	48	130	8	5
1992	.247	647	77	160	226	27	3	11	62	4	3	34	102	18	15
1993	.245	624	83	153	269	35	0	27	119	0	1	74	146	5	5
1994	.309	424	74	131	229	18	1	26	84	1	6	72	96	3	2
1995	.302	530	101	160	252	26	0	22	99	0	10	103	97	5	4
1996	.278	612	80	170	288	26	1	30	106	2	7	94	115	5	2
1997	.237	595	78	141	213	25	1	15	62	3	9	72	107	13	6
1998	.288	565	95	163	278	36	2	25	100	1	10	101	128	2	2
1999	.258	590	66	152	268	29	0	29	106	1	2	51	118	5	1
2000	.275	578	93	159	264	27	0	26	81	1	1	86	96	8	5
2001	.212	572	40	121	163	18	0	8	56	5	6	48	132	8	7
2002	.280	589	93	165	294	43	7	24	86	2	4	46	78	12	3
2003	.256	574	65	147	239	30	1	20	86	1	4	66	99	6	6



Club Pinch Hitting

	AVG	AB	R	H	2B	3B	HR	RBI	SF	BB	SO	SB
1961	.239	247	21	59	8	0	7	30	2	34	50	0
1962	.166	187	18	31	4	1	5	33	4	32	59	0
1963	.207	193	13	40	4	0	2	21	3	22	49	1
1964	.267	191	19	51	7	1	2	25	2	23	39	0
1965	.202	208	14	42	3	1	1	17	1	25	41	3
1966	.217	203	21	44	5	0	4	23	3	32	52	0
1967	.204	216	23	44	4	0	3	25	1	29	49	0
1968	.215	242	11	52	1	0	2	32	6	30	55	0
1969	.214	201	12	43	5	0	1	25	3	32	41	0
1970	.203	236	13	48	4	0	2	28	7	11	60	0
1971	.231	216	16	50	6	0	4	31	4	27	40	0
1972	.250	172	25	43	5	0	3	38	3	25	38	0
1973	.247	174	23	43	5	0	3	38	4	25	40	1
1974	.214	154	11	33	8	0	1	33	7	25	25	2
1975	.224	107	8	24	7	1	0	27	2	16	30	1
1976	.223	148	13	33	3	1	1	22	1	21	43	0
1977	.248	137	10	34	6	0	3	22	1	18	30	0
1978	.202	99	5	20	1	0	2	22	0	13	23	2
1979	.262	65	6	17	3	1	0	13	1	11	12	1
1980	.282	117	10	33	7	0	2	27	0	14	25	0
1981	.148	54	0	8	1	0	0	5	1	2	10	1
1982	.338	65	9	22	8	0	1	17	1	13	17	1
1983	.277	101	12	28	5	0	4	22	0	7	23	0
1984	.271	129	12	35	6	0	3	17	2	12	26	0
1985	.188	149	13	28	4	1	2	22	0	30	36	1
1986	.256	125	22	32	5	0	4	22	2	27	26	1
1987	.327	147	22	48	7	2	9	35	0	13	32	0
1988	.286	140	20	40	4	2	3	31	4	19	27	0
1989	.206	63	2	13	2	3	1	9	0	3	26	0
1990	.184	98	4	18	0	1	2	10	1	10	21	1
1991	.230	74	7	17	3	0	2	10	0	3	9	1
1992	.233	133	11	31	4	0	3	22	3	17	31	1
1993	.272	103	11	28	2	2	3	15	1	15	24	0
1994	.262	84	11	22	2	0	2	11	0	14	25	0
1995	.252	127	6	32	6	0	1	22	1	7	22	1
1996	.252	127	10	32	4	0	7	20	0	12	21	0
1997	.211	71	9	15	5	0	0	8	1	9	19	0
1998	.200	100	5	20	7	0	0	9	0	12	23	0
1999	.234	111	15	26	6	0	2	11	2	20	35	0
2000	.231	82	12	19	3	0	2	11	2	22	19	1
2001	.245	102	16	25	3	1	4	15	2	7	28	1
2002	.288	118	12	34	6	1	2	20	0	7	27	5
2003	.313	99	14	31	9	0	1	18	0	12	25	2



Bob Boone

Angels Grand Slams (125)



- 1961 - Lee Thomas at Baltimore, June 6 (Milt Pappas)
Joe Koppe at Cleveland, Aug. 13 (Frank Funk)
Lee Thomas at Kansas City, Sept. 5 (Ed Rakow)
George Thomas vs. Chicago, Sept. 9 (Frank Baumann) ★
Leon Wagner vs. Washington, Sept. 28 (Johnny Klippstein)
Bob Rodgers vs. Cleveland, Sept. 29 (Barry Latman)
- 1963 - George Thomas vs. New York, May 1 (Ralph Terry)★★
Felix Torres at Cleveland, July 29 (Jerry Walker)
- 1964 - Bobby Knoop at New York, May 23 (Bill Stafford)
Willie Smith at Baltimore, July 2 (Stu Miller)
- 1965 - Costen Shockley vs. Boston, May 4 (Dave Morehead)
- 1966 - Jim Fregosi at Baltimore, Sept. 12 (Wally Bunker)
- 1967 - Rick Reichardt at Kansas City, June 25 (John Odom)
Rick Reichardt at Cleveland, Aug. 23 (Ed Connelly)
- 1969 - Jay Johnstone at Chicago, July 4 (Gary Bell)
- 1970 - Bill Voss vs. Kansas City, April 18 (Wally Bunker) ★★★
Jay Johnstone at Detroit, Aug. 25 (Lerrin LaGrow)
- 1971 - Roger Repoz vs. Baltimore, April 24 (Dick Hall)
- 1975 - Lee Stanton at Detroit, June 11 (Bob Reynolds)
Lee Stanton at Milwaukee, June 15 (Ed Rodriguez)
- 1976 - Bobby Bonds vs. Minnesota, May 15, 2nd game (Pete Redfern)
Ron Jackson at Minnesota, July 4, 2nd game (Bill Campbell)
Lee Stanton vs. Texas, July 25 (Steve Foucault)
- 1977 - Joe Rudi at Seattle, April 10 (Glenn Abbott)
Don Baylor at Oakland, July 27 (Paul Mitchell)
- 1978 - Rick Miller vs. Minnesota, April 12 (Gary Serum)
Merv Rettenmund vs. Cleveland, May 6 (Dennis Kinney)
Don Baylor at Chicago, May 18 (Ron Shueler)
Joe Rudi vs. Kansas City, June 27 (Steve Mingori)
Joe Rudi at Kansas City, July 6 (Marty Pattin)
Joe Rudi at Milwaukee, July 26 (Bill Travers)
Don Baylor vs. Kansas City, Sept. 10 (Paul Splitteroff)
- 1979 - Don Baylor vs. Oakland, April 21 (Bob Lacey)
Joe Rudi at Boston, May 8 (Chuck Rainey)
Dan Ford vs. Detroit, June 8 (John Hiller)
Willie Aikens at Toronto, June 13 (Dyar Miller)
Willie Aikens at Toronto, June 14 (Phil Huffman)
Joe Rudi vs. Baltimore, July 7 (Don Stanhouse)
Joe Rudi at Boston, July 23 (Dick Drago)
Don Baylor at Toronto, Aug. 25 (Balor Moore)
- 1980 - Bobby Grich at Detroit, July 29 (Roger Weaver)
- 1981 - Brian Downing at Seattle, April 9 (Glenn Abbott)
- 1982 - Fred Lynn at Cleveland, July 15 (Rick Waits)
Reggie Jackson at Seattle, Aug. 6 (Ed Varde Berg)
Don Baylor at Minnesota, Aug. 11 (Ron Davis)
Brian Downing at Detroit, Aug. 31 (Larry Pashnick)
Brian Downing vs. Chicago, Sept. 6 (Jerry Koozman)
- 1983 - Rod Carew at Oakland, April 9 (Matt Keough)
Fred Lynn vs. Detroit, April 27 (Milt Wilcox)
Daryl Sconiers vs. Detroit, April 27 (Bob James)
Daryl Sconiers at Cleveland, May 28 (Len Barker)
Ellis Valentine at New York, June 2 (Dale Murray)
Ron Jackson at Milwaukee, June 6 (Bob McClure)
Bobby Grich vs. Detroit, July 22 (Doug Bair)
Juan Beniquez at Oakland, Aug. 17 (Mike Warren)
- 1984 - Brian Downing at Oakland, April 15 (Chris Codiroli)
Gary Pettis vs. Seattle, April 28 (Dave Beard)
Reggie Jackson vs. New York, May 28 (Dennis Rastnussen)
- 1985 - Dick Schofield at Oakland, April 12 (Keith Atherton)
Jerry Narron at Toronto, May 15 (Bill Caudill)
Ruppert Jones vs. Cleveland, June 25 (Neal Heaton)
Reggie Jackson vs. Cleveland, June 26 (Bryan Clark)
Jack Howell vs. Baltimore, Aug. 27 (Scott McGregor)
Bobby Grich vs. Cleveland, Sept. 22 (Jamie Easterly)
- 1986 - Brian Downing at Oakland, April 11 (Tim Birtsas)
Wally Joyner vs. Toronto, May 8 (Jim Acker)
Dick Schofield vs. Detroit, May 29 (Dave LaPoint)
George Hendrick at Milwaukee, July 8 (Juan Nieves)
Brian Downing at Oakland, July 31 (Eric Plunk)
Bob Boone at Oakland, July 31 (Eric Plunk)
Dick Schofield vs. Detroit, Aug. 29 (Willie Hernandez)
- 1987 - Doug DeCinces vs. Boston, May 3 (Wes Gardner)
Dick Schofield at Kansas City, June 14 (Bob Shirley)
Devon White vs. Oakland, Aug. 17 (Dave Leiper)
Mark Ryal vs. Texas, Sept. 10 (Dale Mohoric)
- 1988 - Devon White vs. Chicago, April 12 (Jack McDowell)
- 1989 - Bill Schroeder vs. Milwaukee, May 21 (Bill Wegman)
- 1990 - Wally Joyner vs. Milwaukee, May 27 (Tony Fossas)
Lance Parrish at Detroit, June 17 (Lance McCullers)
Luis Polonia vs. New York, Aug. 14 (Tim Leary)
- 1991 - Wally Joyner at Cleveland, May 10 (Eric King)
Dave Winfield at Toronto, June 1 (Willie Fraser)
Max Venable vs. Kansas City, July 2 (Mark Gubicza)
- 1992 - Lee Stevens vs. Baltimore, Sept. 4 (Rick Sutcliffe)
- 1993 - Chili Davis at Minnesota, June 26 (Willie Banks)
Tim Salmon vs. Seattle, Sept. 15 (Tim Leary)
- 1994 - Chili Davis vs. New York, May 3 (Terry Mulholland)
J.T. Snow vs. Boston, July 18 (Tim Vanegmond)
Chili Davis at Texas, July 30 (Brian Bohanon)
- 1995 - J.T. Snow vs. New York, May 25 (Melillo Perez)
Tim Salmon vs. Baltimore, May 29 (Mike Mussina)
Chili Davis vs. Cleveland, July 26 (Dennis Martinez)
- 1996 - Jim Edmonds vs. Milwaukee, April 2 (Ricky Bones)
Mike Aldrete at Seattle, April 15 (Edwin Hurtado)
J.T. Snow vs. Milwaukee, July 27 (Ben McDonald)
Randy Velarde at Baltimore, Aug. 25 (Scott Erickson)
Garret Anderson vs. New York, Aug. 29 (Wally Whitehurst)
- 1997 - Tim Salmon vs. Cleveland, April 4 (Paul Shuey)
Dave Hollins vs. Seattle, July 6 (Josias Manzanillo)
Garret Anderson at Cleveland, July 28 (Orel Hershiser)
- 1998 - Darin Erstad vs. Chicago, May 1 (Tony Castillo)★★★★
Garret Anderson vs. Kansas City, May 25 (Tim Belcher)
Cecil Fielder at Arizona, June 9 (Willie Blair)
- 1999 - Tim Salmon at Oakland, April 15 (Kevin Jarvis)
Todd Greene vs. Seattle, April 16 (Jamie Moyer)
Andy Sheets vs. Toronto, April 29 (Roy Halladay)
Mo Vaughn vs. Tampa Bay, May 14 (Bobby Witt)
Matt Walbeck at Los Angeles, June 5 (Chan Ho Park)
- 2000 - Adam Kennedy at Toronto, April 18 (Frank Castillo)
Garret Anderson vs. Kansas City, May 21 (Jeff Fussell)
Tim Salmon vs. Kansas City, June 20 (Jeff Suppan)
Bengie Molina vs. Colorado, June 7 (Scott Karl)
Troy Glaus vs. New York, Aug. 12 (Denny Neagle)
Mo Vaughn at Chicago, Sept. 1 (Lorenzo Barcelo)
Mo Vaughn at Texas, Sept. 24 (Mike Venafro)
- 2001 - Garret Anderson at Colorado, July 8 (Shawn Chacon)
- 2002 - David Eckstein vs. Toronto, April 27 (Scott Cassidy)
David Eckstein vs. Toronto, April 28 (Pedro Borbon)
David Eckstein vs. Cincinnati, June 9 (Joey Hamilton)
Tim Salmon at White Sox, Aug. 6 (Matt Ginter)
Troy Glaus vs. Seattle, Sept. 29 (Ismael Valdes)
- 2003 - Garret Anderson vs. Cleveland, May 8 (Jason Davis)
Scott Spiezio at New York, May 13 (Juan Acevedo)
Brad Fullmer vs. New York Mets, June 14 (Jason Roach)
Scott Spiezio at Minnesota, Sept. 1 (Kenny Rogers)

First grand slam at Anaheim Stadium by Curt Blefary, Baltimore, June 6, 1967.
First grand slam by an Angel player :
★ at Wrigley Field; ★★ at Dodger Stadium;
★★★ at Anaheim Stadium,
★★★★ at Edison Field



Opponents Grand Slams (142)

- 1961** - Al Smith at Chicago, June 13 (Ron Klief)
Carroll Hardy (BOS) at Wrigley Field, Aug. 25 (Johnny James)
Wayne Causey (KC) at Wrigley Field, Aug. 31 (Jim Donohue)
Al Smith at Chicago, Sept. 17 (Johnny James)
Walt Bond (CLE) at Wrigley Field, Oct. 1 (Ryne Duren)
- 1962** - Brooks Robinson (BAL) at Chavez Ravine, May 6 (Ken McBride)
Ed Charles at Kansas City, May 26 (Dean Chance)
Roger Maris (NY) at Chavez Ravine, Aug. 21 (Jack Spring)
- 1963** - Joe Pepitone (NY) at Chavez Ravine, May 2 (Dean Chance)
Dick Stuart at Boston, May 15 (Bo Belinsky)
Don Zimmer at Washington, July 7 (Paul Foytack)
Lou Clinton (BOS) at Chavez Ravine, July 14 (Paul Foytack)
Fred Whitfield at Cleveland, July 31 (Eli Grba)
- 1964** - Tony Oliva at Minnesota, May 7 (Jack Spring)
Tony Conigliaro (BOS) at Chavez Ravine, June 3 (Dan Osinski)
Lee Thomas at Boston, July 4 (Ken McBride)
Rich Rollins at Minnesota, July 19 (Don Lee)
- 1966** - Mickey Mantle at New York, July 23 (Marcelino Lopez)
Elston Howard at New York, July 24 (Lou Burdette)
Fred Valentine at Washington, July 27 (Clyde Wright)
- 1967** - Curt Blefary (BAL) at Anaheim, June 6 (Lou Burdette)
Paul Casanova at Washington, July 30 (Jim Coates)
- 1968** - Tom McCraw (CHI) at Anaheim, May 7 (Sammy Ellis)
Davey Johnson at Baltimore, June 5 (Clyde Wright)
Ken Harrelson at Boston, June 13 (Andy Messersmith)
- 1969** - Sal Bando at Oakland, April 16 (George Brunet)
Rick Monday (OAK) at Anaheim, April 30 (George Brunet)
Mickey Stanley at Detroit, May 23 (Andy Messersmith)
Fred Talbot at Seattle, July 9 (Eddie Fisher)
- 1970** - Brent Alyea (MIN) at Anaheim, April 15 (Andy Messersmith)
Leo Cardenas at Minnesota, Sept. 15 (Tom Bradley)
- 1971** - Carlos May at Chicago, Sept. 18 (Tom Murphy)
- 1972** - Eric Soderholm at Minnesota, June 26 (Eddie Fisher)
John Briggs at Milwaukee, July 14 (Nolan Ryan)
John Mayberry (KC) at Anaheim, Sept. 20 (Rudy May)
- 1973** - Danny Walton at Minnesota, April 17 (Steve Barber)
Bobby Darwin (MIN) at Anaheim, June 29 (Nolan Ryan)
Jeff Burroughs at Texas, July 26 (Bill Singer)
Dick Green (OAK) at Anaheim, Aug. 5 (Steve Barber)
Joe Lahoud (MIL) at Anaheim, Aug. 22 (Aurelio Monteagudo)
- 1974** - Jeff Burroughs (TEX) at Anaheim, April 9 (Skip Lockwood)
George Hendrick at Cleveland, April 28 (Dick Selma)
Bill Sudakis at New York, June 11 (Dick Lange)
Sal Bando at Oakland, June 24 (Barry Raziano)
Hal McRae at Kansas City, Sept. 26 (Chuck Dobson)
- 1975** - Sal Bando at Oakland, May 7 (Chuck Dobson)
Mike Cubbage (TEX) at Anaheim, June 20 (Bill Singer)
Frank White (KC) at Anaheim, June 25 (Luis Quintana)
- 1976** - Rod Carew at Minnesota, July 4 (Sid Monge)
Charlie Spikes at Cleveland, July 22 (Frank Tanana)
- 1977** - Bucky Dent at New York, May 3 (Mike Cuellar)
Mike Jorgensen (OAK) at Anaheim, July 2 (Dave LaRoche)
Ken Singleton (BAL) at Anaheim, Aug. 6 (Ken Brett)
Pat Kelly at Baltimore, Aug. 29 (Nolan Ryan)
- 1978** - Leon Roberts at Seattle, Aug. 12 (Chris Knapp)
- 1979** - Lee May at Baltimore, May 5 (Don Aase)
Andre Thornton at Cleveland, Sept. 1 (Jim Barr)
- 1981** - Roy Smalley (MIN) at Anaheim, April 18 (Bill Travers)
Doug DeCinces at Baltimore, Aug. 27 (Don Aase)
- 1982** - Steve Kemp (CHI) at Anaheim, June 19 (Luis Sanchez)
- 1983** - Tony Bernazard (SEA) at Anaheim, Aug. 13 (Ken Forsch)
- 1984** - Kent Hrbek at Minnesota, April 16 (John Curtis)
Lloyd Moseby at Toronto, April 20 (Mike Witt)
Wayne Gross (BAL) at Anaheim, May 27 (Mike Witt)
Dwight Evans at Boston, July 15 (Bruce Kison)
Bill Buckner (BOS) at Anaheim, July 21 (Curt Kaufman)
Randy Bush at Minnesota, July 28 (Jim Slaton)
Chet Lemon (DET) at Anaheim, Aug. 26 (Curt Kaufman)
Darryl Motley at Kansas City, Sept. 24 (Frank LaCorte)
- 1985** - Dave Collins (OAK) at Anaheim, Aug. 17 (Mike Witt)
Eddie Murray (BAL) at Anaheim, Aug. 26 (Alan Fowlkes)
- 1986** - Jim Presley at Seattle, April 8 (Ken Forsch)
Danny Tartabull (SEA) at Anaheim, April 15 (Don Sutton)
Rich Gedman (BOS) at Anaheim, July 25 (Vern Ruhle)
Pete Incaviglia (TEX) at Anaheim, Sept. 28 (Mike Witt)
- 1987** - Tony Phillips (OAK) at Anaheim, April 20 (Gary Lucas)
Matt Nokes (DET) at Anaheim, April 30 (Mike Cook)
Tony Bernazard (SEA) at Anaheim, June 10 (John Candelaria)
Mike Kingery (CLE) at Anaheim, Aug. 2 (Kirk McCaskill)
Mike Pagliarulo at New York, Sept. 4 (Kirk McCaskill)
- 1988** - Mark McGwire at Oakland, Aug. 11 (DeWayne Buice)
Pete O'Brien (TEX) at Anaheim, Sept. 18 (Bryan Harvey)
- 1989** - Jeffrey Leonard at Seattle, April 14 (Mike Witt)
Bo Jackson (KC) at Anaheim, Sept. 27 (Willie Fraser)
- 1990** - Darryl Hamilton at Milwaukee, July 8 (Mark Eichhorn)
- 1991** - Randy Milligan at Baltimore, July 23 (Bryan Harvey)
Craig Grebeck (CHI) at Anaheim, Sept. 15 (Kyle Abbott)
Tim Spehr at Kansas City, Sept. 29 (Jim Abbott)
- 1992** - Tino Martinez (SEA) at Anaheim, April 25 (Joe Grahe)
Albert Belle at Cleveland, July 8 (Joe Grahe)
- 1993** - Kirk Gibson (DET) at Anaheim, April 9 (Scott Sanderson)
Joe Carter at Toronto, June 8 (Darryl Scott)
Juan Gonzales (TEX) at Anaheim, June 17 (Ken Patterson)
George Bell (CHI) at Anaheim, June 20 (Russ Springer)
Julio Franco at Texas, Aug. 10 (Phil Leftwich)
Dave Henderson at Oakland, Oct. 1 (Mark Holzemer)
- 1994** - Matt Nokes at New York, April 25 (Mark Leiter)
Dick Schofield at Toronto, May 28 (Mark Langston)
Kirk Gibson (DET) at Anaheim, June 11 (Mike Butcher)
Hubie Brooks at Kansas City, June 13 (Bob Patterson)
Cal Ripken Jr. at Baltimore, July 3 (Brian Anderson)
- 1995** - Reggie Jefferson (BOS) at Anaheim, May 26 (Mike Butcher)
Mark McGwire at Oakland, June 30 (Lee Smith)
Matt Mieske (MIL) at Anaheim, July 9 (Chuck Finley)
Albert Belle at Cleveland, July 18 (Lee Smith)
Mike Blowers (SEA) at Anaheim, Aug. 3 (Mike Butcher)
- 1996** - Dan Wilson at Seattle, April 16 (Jim Abbott)
Mark McGwire at Oakland, May 1 (Phil Leftwich)
Chuck Knoblauch at Minnesota, June 5 (Mark Eichhorn)
Geronimo Berroa (OAK) at Anaheim, June 27 (Shad Williams)
Matt Stairs at Oakland, July 5 (Ryan Hancock)
Tony Clark at Detroit, Aug. 1 (Greg Gohr)
Johnny Damon (KC) at Anaheim, Aug. 10 (Jim Abbott)
- 1997** - Cal Ripken (BAL) at Anaheim, May 6 (Pep Harris)
Rich Aurilia (SF) at Anaheim, June 14 (Allen Watson)
Marquis Grissom (CLE) at Anaheim, Aug. 27 (Allen Watson)
Bobby Higginson at Detroit, Sept. 6 (Allen Watson)
Lee Stevens (TEX) at Anaheim, Sept. 26 (Mike Holtz)
- 1998** - Yamili Benitez at Arizona, June 9 (Chuck Finley)
- 1999** - Brady Anderson (BAL) at Anaheim, May 27 (Mike Magnante)
Devon White at Los Angeles, June 5 (Tim Lincecum)
Rafael Palmeiro at Texas, July 22 (Steve Sparks)
- 2000** - Brad Fuller at Toronto, April 18 (Lou Pote)
Darrin Fletcher at Toronto, April 20 (Kent Mercker)
Royce Clayton at Texas May 12 (Scott Schoeneweis)
Ben Grieve at Oakland, July 12 (Brian Cooper)
Roberlo Alomar (CLE) at Anaheim, Aug. 27 (Mark Petkovsek)
- 2001** - John Olerud at Seattle, April 21 (Jarrod Washburn)
Doug Mirabeli (SF) at Anaheim, Aug. 21 (Scott Schoeneweis)
Corey Koskie at Minnesota, Sept. 8 (Pat Rapp)
- 2002** - Mark McLemore at Seattle, April 22 (Scott Schoeneweis)
Raul Ibanez at Kansas City, July 14 (Ramon Ortiz)
- 2003** - Vernon Wells at Toronto, May 3 (Ben Weber)
Brian Roberts (BAL) at Anaheim, May 22 (Troy Percival)
Brian Roberts at Baltimore, May 28 (Ramon Ortiz)
Jose Reyes (NYM) at Anaheim, June 15 (Jarrod Washburn)
Bret Boone at Seattle, June 17 (Kevin Appler)
Tony Batista at Baltimore, July 18 (Jarrod Washburn)
David Segui at Baltimore, July 20 (Francisco Rodriguez)
Randy Winn at Seattle, Sept. 13 (Francisco Rodriguez)
Miguel Tejada (OAK) at Anaheim, Sept. 15 (Ramon Ortiz)
Hank Blalock at Texas, Sept. 20 (Aaron Sele)

Pinch-Hit Home Runs (105)



- 1961 — (7).....Steve Bilko, Ken Hunt, Ted Kluszewski, Albie Pearson, Del Rice, Lee Thomas and Leon Wagner
 1962 — (5).....Earl Averill, Tom Burgess, Ed Sadowski, Tom Satriano and Leon Wagner
 1963 — (2).....Hank Foiles and Frank Kostro
 1964 — (2).....Jim Fregosi and Tom Satriano
 1965 — (1).....Julio Gotay
 1966 — (4).....Joe Adcock (3) and Jose Cardenal
 1967 — (3).....Jimmie Hall, Jay Johnstone and John Werhas
 1968 — (2).....Ed Kirkpatrick and Roger Repoz
 1969 — (1).....Billy Cowan
 1970 — (2).....Billy Cowan and Jay Johnstone
 1971 — (3).....Jim Fregosi, Syd O'Brien and Tom Reynolds
 1972 — (3).....Jack Hiatt, Syd O'Brien and John Stephenson
 1973 — (3).....Mike Epstein, Winston Llenas and Frank Robinson
 1974 — (1).....Charlie Sands
 1976 — (1).....Ron Jackson
 1977 — (3).....Ike Hampton and Tony Solaita (2)
 1978 — (2).....Merv Rettenmund (Grand Slam), vs. Cleveland, May 6
 Joe Rudi (Grand Slam), vs. Kansas City, June 27
 1980 — (2).....Al Cowens and Jason Thompson

- 1982 — (1).....Rod Carew
 1983 — (4).....Daryl Sconiers (2), Rob Wilfong and Reggie Jackson
 1984 — (3).....Jerry Narron (2) and Daryl Sconiers
 1985 — (2).....Juan Beniquez and Jerry Narron
 1986 — (4).....Ruppert Jones (2), Bobby Grich and Mark Ryal
 1987 — (9).....George Hendrick (3), Jack Howell (2), Ruppert Jones (2) and Mark Ryal (2)
 1988 — (3).....Tony Armas, George Hendrick and Johnny Ray
 1989 — (1).....Claudell Washington
 1990 — (2).....Jack Howell, Dave Winfield
 1991 — (2).....Bobby Rose, Max Venable
 1992 — (3).....Bobby Rose, Gary Gaetti, Damion Easley
 1993 — (3).....Torey Lovullo, Greg Myers (2)
 1994 — (2).....Dwight Smith, Bo Jackson
 1995 — (1).....Eduardo Perez
 1996 — (7).....Jack Howell (4), Mike Aldrete (2) and Jim Edmonds
 1999 — (2).....Todd Greene, Matt Luke
 2000 — (2).....Scott Spiezio (2)
 2001 — (4).....Shawn Wooten (2), Orlando Palmeiro (1), Bengie Molina (1)
 2002 — (2).....Jeff DaVanon (1), Julio Ramirez (1)
 2003 — (1).....Adam Kennedy

Inside-the-Park Home Runs (21)

- 1962 — Jim Fregosi, September 19 vs. Baltimore (Steve Barber)★
 1963 — Jim Fregosi, September 6 vs. Kansas City (Dave Wickersham)
 1964 — Bob Rodgers, September 7 vs. Boston (Dick Radatz)
 1966 — Paul Schaaf, August 2 vs. New York (Hal Reniff)★★
 Jose Cardenal, August 30 vs. Boston (Roland Sheldon)
 1967 — Rick Reichardt, June 25 at Kansas City (John Odum)★★★
 Jose Cardenal, August 13 at Boston (Jim Lonborg)
 1969 — Sandy Alomar, June 23 vs. Minnesota (Dick Woodson)
 Rick Reichardt, September 24 vs. Seattle (Gene Brabender)
 1971 — Ken McMullen, September 5 at Milwaukee (Skip Lockwood)
 1972 — Leo Cardenas, July 15 at Milwaukee (Gary Ryerson)
 1973 — Rudy Meoli, July 28 at Kansas City (Gene Garber)
 1976 — Dave Collins, September 23 vs. Texas (Tommy Boggs)
 1977 — Bobby Bonds, August 3 vs. New York (Ron Guidry)

- 1983 — Gary Pettis, September 27 vs. Toronto (Luis Leal)
 1984 — Rob Picciolo, July 4 at Toronto (Dave Stieb)
 1987 — Gary Pettis, April 22 vs. Oakland (Curt Young)
 1990 — Luis Polonia, August 14 vs. New York (Tim Lear)★★★
 1991 — Luis Polonia, August 9 vs. Oakland (Dave Stewart)
 1996 — Darin Erstad, September 6 at Minnesota (Brad Radke)
 1997 — Darin Erstad, May 24 at Toronto (Woody Williams)

- ★First inside-the-park home runs at Dodger Stadium
 ★★First inside-the-park home run at Anaheim Stadium
 ★★★Inside-the-park grand slam

Home Run in First At-Bat as Angel (9)

- Ted Kluszewski, April 11, 1961
 Bob Cerv, April 11, 1961
 Don Rose, May 24, 1972
 Frank Robinson, April 6, 1973
 Dave Machemer, June 21, 1978
 Mark Ryal, Sept. 2, 1986
 Claudell Washington, April 4, 1989
 Dave Parker, April 9, 1991
 Von Hayes, April 7, 1992



Jim Fregosi

Home Run in First Game as Angel (22)

- Ted Kluszewski, April 11, 1961
 Bob Cerv, April 11, 1961
 Lou Clinton, June 5, 1964
 Vic Power, June 14, 1964
 Don Mincher, April 11, 1967
 Woodie Held, June 16, 1967
 Ken McMullen, April 28, 1970
 Billy Parker, Sept. 9, 1971
 Bob Oliver, May 7, 1972
 Frank Robinson, April 6, 1973
 Richie Scheinblum, June 16, 1973
 Orlando Alvarez, May 13, 1976
 Joe Rudi, April 6, 1977
 Dave Machemer, June 21, 1978
 Mark Ryal, Sept. 2, 1986
 Claudell Washington, April 4, 1989
 Dave Parker, April 9, 1991
 Von Hayes, April 7, 1992
 Rene Gonzales, April 12, 1992
 J.T. Snow, April 6, 1993
 Eduardo Perez, July 27, 1993
 Andy Allanson, April 26, 1995



Three Home Runs - Inning

- 6/03/03 - vs. Montreal in Puerto Rico (1st inning)
HR: DaVanon, Salmon, Glaus
- 7/26/01 - vs. Tampa Bay (1st inning - **consecutive**)
HR: Glaus, Erstad, Anderson
- 6/30/00 - at Oakland (6th inning)
HR: Anderson, Molina, Gil
- 6/24/00 - at Minnesota (2nd inning - **consecutive**)
HR: Anderson, Glaus, Spiezio
- 5/28/00 - at Kansas City (5th inning)
HR: Erstad; (Vaughn, Salmon, Anderson - **consecutive**)
- 4/21/00 - at Tampa Bay (4th inning)
HR: Vaughn, Salmon, Glaus
- 4/21/00 - at Tampa Bay (9th inning)
HR: Vaughn, Salmon, Glaus
- 7/11/97 - at Oakland (5th inning)
HR: Edmonds, Salmon, Phillips
- 8/11/96 - vs. Kansas City (6th inning)
HR: Arias, Velarde, Davis
- 7/14/90 - vs. Toronto (7th inning)
HR: Winfield, Downing, Bichette
- 10/3/87 - vs. Cleveland (1st inning)
HR: Downing, Joyner, Howell
- 8/16/87 - vs. Oakland (2nd inning)
HR: D. Miller, McLemore, Howell
- 6/29/87 - at Cleveland (7th inning)
HR: Schofield, DeCinces, Joyner
- 9/26/86 - vs. Texas (6th inning)
HR: Pettis, Downing, Hendrick
- 4/26/86 - vs. Minnesota (9th inning)
HR: Hendrick, R. Jones, Joyner
- 4/24/84 - at Boston (4th inning-**consecutive**)
HR: Re. Jackson, Downing, Grich
- 6/7/83 - vs. Chicago (3rd inning)
HR: Sconiers, Re. Jackson, Lynn
- 6/20/80 - at Boston (3rd inning)
HR: Patek, R. Miller, Thompson
- 8/31/79 - at Cleveland (8th inning)
HR: Aikens, Grich, J. Anderson
- 5/11/77 - vs. Baltimore (2nd inning-**consecutive**)
HR: Bonds, Baylor, Ro. Jackson

- 6/19/76 - vs. Boston (5th inning)
HR: Ro. Jackson, B. Jones, Guerrero
- 4/30/66 - at Boston (8th inning)
HR: Reichardt 2, Knoop
- 7/25/64 - at Kansas City (6th inning)
HR: W. Smith, Rodgers, Perry
- 8/28/62 - at Kansas City (4th inning-**consecutive**)
HR: L. Thomas, Wagner, Rodgers
- 6/20/61 - vs. Boston (5th inning)
HR: Wagner, Averill, Bilko



Reggie Jackson

Five & Six-Hit Games in Club Annals (42)

Lee Thomas	Sept. 5, 1961 at K.C.
Lee Thomas	May 6, 1962 vs. Bal.
Leon Wagner	April 26, 1963 at Bal.
Willie Smith	July 25, 1964 at K.C.
Jose Cardenal	May 31, 1966 vs. Cle.
Vic Davalillo	Aug. 4, 1968 at Bos.
Tom Satriano	Aug. 11, 1968 at Bal.
Vada Pinson	Aug. 4, 1972 at K.C.
Richie Scheinblum	July 28, 1973 at K.C.
Denny Doyle	April 30, 1974 at Bos.
Dave Collins	June 20, 1975 vs. Tex.
Mario Guerrero	June 14, 1977 at Min.
Brian Downing	April 15, 1979 at Oak.
Dan Ford	Aug. 10, 1979 vs. Sea.
Dickie Thon	May 28, 1980 vs. Tex.
Bobby Grich	July 13, 1980 at Det.
Rick Burleson	June 3, 1981 at Tor.
Rod Carew	Aug. 21, 1981 vs. Cle.
Don Baylor	April 13, 1982 vs. Sea.
Rod Carew	April 22, 1983 vs. Bal.
Juan Beniquez	May 29, 1984 at N.Y.

Bob Boone	June 17, 1988 at K.C.
Dave Winfield	April 13, 1991 at Min.
Luis Polonia	May 13, 1991 at Cle.
Dave Gallagher	May 19, 1991 at Bal.
Luis Polonia	June 1, 1991 at Tor.
Dave Winfield	June 24, 1991 at K.C.
Tim Salmon	May 13, 1994 at Sea.
Chris Turner	July 5, 1994 at Bos.
Chili Davis	May 10, 1995 vs. Tex.
Tony Phillips	June 14, 1995 vs. Min.
Rex Hudler	May 26, 1996 vs. Bos.
Garret Anderson	Sept. 27, 1996 at Tex. (6)
Darin Erstad	June 9, 1998 at Ari.
Gary DiSarcina	June 13, 1998 at Tex.
Gary DiSarcina	Sept. 24, 1998 at Oak.
Randy Velarde	June 24, 1999 at Sea.
Mo Vaughn	June 24, 1999 at Sea.
Mo Vaughn	May 24, 2000 at Min.
Tim Salmon	July 19, 2002 vs. Sea.
Darin Erstad	Aug. 27, 2002 vs. T.B.
Eric Owens	Aug. 23, 2003 at Det.

Career Leaders Pitching



ERA ★

1. BRENDAN DONNELLY	1.82
2. Bob Lee	1.99
3. Ken Tatum	2.16
4. Bryan Harvey	2.49
5. Greg Minton	2.66
6. Donnie Moore	2.75
7. Andy Messersmith	2.78
8. BEN WEBER	2.80
9. Mark Eichhorn	2.81
10. Dean Chance	2.83

Wins

1. Chuck Finley	165
2. Nolan Ryan	138
3. Mike Witt	109
4. Frank Tanana	102
5. Mark Langston	88
6. Clyde Wright	87
7. Kirk McCaskill	78
8. Dean Chance	74
9. Andy Messersmith	59
10. JARROD WASHBURN	56

Losses

1. Chuck Finley	140
2. Nolan Ryan	121
3. Mike Witt	107
4. Clyde Wright	85
5. Frank Tanana	78
6. Rudy May	76
7. Mark Langston	74
Kirk McCaskill	74
Jim Abbott	74
10. George Brunet	69

Games

1. TROY PERCIVAL	527
2. Chuck Finley	436
3. Mike Witt	314
4. Dave LaRoche	304
5. Mike Holtz	301
6. Nolan Ryan	291
7. Shigetoshi Hasegawa	287
8. Clyde Wright	266
9. Andy Hassler	259
10. Bryan Harvey	250

Starts

1. Chuck Finley	379
2. Nolan Ryan	288
3. Mike Witt	272
4. Frank Tanana	218
5. Mark Langston	210
6. Kirk McCaskill	189
Clyde Wright	189
8. Rudy May	170
9. Dean Chance	168
10. Jim Abbott	161

Complete Games

1. Nolan Ryan	156
2. Frank Tanana	92
3. Mike Witt	70
4. Chuck Finley	57
5. Clyde Wright	51
6. Dean Chance	48
7. Andy Messersmith	42
Geoff Zahn	42
9. Rudy May	35
Bill Singer	35

Shutouts

1. Nolan Ryan	40
2. Frank Tanana	24
3. Dean Chance	21
4. George Brunet	14
Chuck Finley	14
6. Geoff Zahn	13
7. Rudy May	12
8. Kirk McCaskill	11
Andy Messersmith	11
10. Mike Witt	10

Saves

1. TROY PERCIVAL	283
2. Bryan Harvey	126
3. Dave LaRoche	65
4. Donnie Moore	61
5. Bob Lee	58
6. Joe Grahe	45
7. Minnie Rojas	43
8. Ken Tatum	39
9. Lee Smith	37
10. Don Asse	27
Art Fowler	27
Luis Sanchez	27

Innings Pitched

1. Chuck Finley	2,675
2. Nolan Ryan	2,181.1
3. Mike Witt	1,965.1
4. Frank Tanana	1,614
5. Mark Langston	1,445.1
6. Clyde Wright	1,404
7. Dean Chance	1,237
8. Kirk McCaskill	1,221
9. Rudy May	1,138.2
10. Jim Abbott	1,073.2

Hits

1. Chuck Finley	2,544
2. Mike Witt	1,932
3. Nolan Ryan	1,520
4. Frank Tanana	1,461
5. Mark Langston	1,341
6. Clyde Wright	1,310
7. Kirk McCaskill	1,191
8. Jim Abbott	1,130
9. Dean Chance	1,054
10. Rudy May	971

Home Runs

1. Chuck Finley	254
2. Mike Witt	167
3. Frank Tanana	146
4. Mark Langston	145
5. RAMON ORTIZ	118
6. Nolan Ryan	115
7. Clyde Wright	111
8. JARROD WASHBURN	114
9. Kirk McCaskill	109
10. Rudy May	96

Base On Balls

1. Nolan Ryan	1,302
2. Chuck Finley	1,118
3. Mike Witt	656
4. Mark Langston	551
5. Rudy May	484
6. Dean Chance	462
7. Clyde Wright	449
8. Kirk McCaskill	448
9. Frank Tanana	422
10. Andy Messersmith	402

Strikeouts

1. Nolan Ryan	2,416
2. Chuck Finley	2,151
3. Mike Witt	1,283
4. Frank Tanana	1,233
5. Mark Langston	1,112
6. Dean Chance	857
7. Rudy May	844
8. Andy Messersmith	768
9. Kirk McCaskill	714
10. George Brunet	678

Fewest Hits/9 IP ★

1. TROY PERCIVAL	5.87
2. Ken Tatum	6.12
3. Nolan Ryan	6.27
4. BRENDAN DONNELLY	6.33
5. Bryan Harvey	6.41
6. Andy Messersmith	6.53
7. Bob Lee	6.62
8. Mark Clear	7.02
9. Art Fowler	7.31
10. George Brunet	7.41

Fewest BB/9 IP ★

1. Paul Hartzell	2.14
2. Ken Forsch	2.24
3. Tom Morgan	2.27
Fred Newman	2.27
5. Mark Eichhorn	2.31
6. Minnie Rojas	2.34
7. Frank Tanana	2.35
8. Geoff Zahn	2.40
9. Mark Petkovsek	2.41
10. Donnie Moore	2.45

Relief Losses

1. TROY PERCIVAL	30
2. Dave LaRoche	27
3. Shigetoshi Hasegawa	24
4. Bryan Harvey	20
Luis Sanchez	20
6. Al Levine	19
7. Eddie Fisher	17
Mike Holtz	17
Donnie Moore	17
10. Mark Clear	16
Minnie Rojas	16

Most SO/9 IP ★

1. TROY PERCIVAL	10.84
2. Bryan Harvey	10.68
3. Nolan Ryan	9.97
4. BRENDAN DONNELLY	9.68
5. Mike Holtz	8.63
6. Mark Clear	8.43
7. Chuck Finley	7.24
8. Mike James	7.17
9. Andy Messersmith	7.11
10. Mark Langston	6.92

Fewest Baserunners/9 IP ★

1. BRENDAN DONNELLY	9.46
Ken Tatum	9.46
3. TROY PERCIVAL	9.79
4. Bob Lee	9.80
5. Art Fowler	9.98
6. Bryan Harvey	10.09
7. Tom Morgan	10.21
8. Andy Messersmith	10.26
9. Bob Patterson	10.48
10. Frank Tanana	10.49

Fewest HR/9 IP ★

1. BRENDAN DONNELLY	0.29
2. Mark Eichhorn	0.32
Mark Clear	0.32
4. Greg Minton	0.35
5. Dean Chance	0.44
6. Nolan Ryan	0.47
7. Lloyd Allen	0.49
Paul Hartzell	0.49
9. BEN WEBER	0.56
Fred Newman	0.56

Relief Wins

1. Dave LaRoche	34
2. Shigetoshi Hasegawa	30
3. Luis Sanchez	28
4. TROY PERCIVAL	27
5. Mark Clear	22
6. Minnie Rojas	21
7. BEN WEBER	19
Eddie Fisher	19
Bob Lee	19
Donnie Moore	19

All CAPS/BOLD — Active
★ Based on 100-or-more games.



Single Season Pitching

Wins

1.	Nolan Ryan	22	1974
	Clyde Wright	22	1970
3.	Nolan Ryan	21	1973
4.	Bill Singer	20	1973
	Andy Messersmith	20	1971
	Dean Chance	20	1964*
7.	Mark Langston	19	1991
	Nolan Ryan	19	1977
	Frank Tanana	19	1976
	Nolan Ryan	19	1972

Losses

1.	Kirk McCaskill	19	1991*
	Frank Tanana	19	1974
	Clyde Wright	19	1973
	George Brunet	19	1967*
5.	Jim Abbott	18	1996*
	Nolan Ryan	18	1976
	Dean Chance	18	1963
8.	Mark Langston	17	1990
	Rudy May	17	1973
	Tom Murphy	17	1971
	Clyde Wright	17	1971
	George Brunet	17	1968*
	Dean Chance	17	1966

Games

1.	Minnie Rojas	72	1967
	Mark Eichhorn	70	1991
3.	Mike James	69	1996
	Bill Kelson	69	1967
	Bob Lee	69	1965
6.	TROY PERCIVAL	67	1998
	Bryan Harvey	67	1991
	Eddie Fisher	67	1970
9.	Shigetoshi Hasegawa	66	2000
	Mike Holtz	66	1997

Starts

1.	Nolan Ryan	41	1974
	Bill Singer	40	1973
3.	Nolan Ryan	39	1976
	Nolan Ryan	39	1973
	Nolan Ryan	39	1972
	Clyde Wright	39	1970
7.	Andy Messersmith	38	1971
	Tom Murphy	38	1970
9.	Nolan Ryan	37	1977
	Clyde Wright	37	1971
	George Brunet	37	1967
	Dean Chance	37	1966

Relief Appearances

1.	Minnie Rojas	72	1967
	Mark Eichhorn	70	1991
3.	Mike James	69	1996
	Bob Lee	69	1965
5.	Bill Kelson	68	1967
6.	TROY PERCIVAL	67	1998
	Bryan Harvey	67	1991
8.	Shigetoshi Hasegawa	66	2000
	Mike Holtz	66	1997
10.	Donnie Moore	65	1985
	Eddie Fisher	65	1970

Complete Games

1.	Nolan Ryan	26	1974
	Nolan Ryan	26	1973
	Frank Tanana	23	1976
4.	Nolan Ryan	22	1977*
	Nolan Ryan	21	1976
6.	Frank Tanana	20	1977
	Nolan Ryan	20	1972
8.	Bill Singer	19	1973
9.	Nolan Ryan	17	1979
10.	Ed Figueroa	16	1975
	Frank Tanana	16	1975

Shutouts

1.	Dean Chance	11	1964*
	Nolan Ryan	9	1972*
3.	Frank Tanana	7	1977*
	Nolan Ryan	7	1976*
5.	Jim McGlothlin	6	1967
6.	Six players tied at	5	

Saves

1.	Bryan Harvey	46	1991*
2.	TROY PERCIVAL	42	1998
3.	TROY PERCIVAL	40	2002
4.	TROY PERCIVAL	39	2001
5.	Lee Smith	37	1995
6.	TROY PERCIVAL	36	1996
7.	TROY PERCIVAL	33	2003
8.	TROY PERCIVAL	32	2000
9.	TROY PERCIVAL	31	1999
	Donnie Moore	31	1985

Innings Pitched

1.	Nolan Ryan	332.2	1974*
2.	Nolan Ryan	326	1973
3.	Bill Singer	315.2	1973
4.	Nolan Ryan	299	1977
5.	Frank Tanana	288.1	1976
6.	Nolan Ryan	284.1	1976
7.	Nolan Ryan	284	1972*
8.	Dean Chance	278.1	1964*
9.	Andy Messersmith	276.2	1971
	Clyde Wright	276.2	1971

Home Runs Allowed

1.	RAMON ORTIZ	40	2002*
	Shawn Boskie	40	1996*
3.	Don Sutton	38	1987
4.	Allen Watson	37	1997*
5.	JARROD WASHBURN	34	2003*
	Mike Witt	34	1987
7.	Willie Fraser	33	1988
8.	Jason Dickson	32	1997
	Dennis Springer	32	1997
	Tom Murphy	32	1970

Base on Balls

1.	Nolan Ryan	204	1977*
2.	Nolan Ryan	202	1974*
3.	Nolan Ryan	183	1976*
4.	Nolan Ryan	162	1973*
5.	Nolan Ryan	157	1972*
6.	Nolan Ryan	148	1978*
7.	Nolan Ryan	132	1975
8.	Bill Singer	130	1973
9.	Bo Belinsky	122	1962*
10.	Andy Messersmith	121	1971

Strikeouts

1.	Nolan Ryan	383	1973*
2.	Nolan Ryan	367	1974*
3.	Nolan Ryan	341	1977*
4.	Nolan Ryan	329	1972*
5.	Nolan Ryan	327	1976*
6.	Frank Tanana	269	1975*
7.	Frank Tanana	261	1976
8.	Nolan Ryan	260	1978*
9.	Bill Singer	241	1973
10.	Nolan Ryan	223	1979*

ERA

(based on min. of 162 IP)

1.	Dean Chance	1.65	1964*
2.	Nolan Ryan	2.28	1972
3.	Chuck Finley	2.40	1990
4.	Frank Tanana	2.43	1976
5.	Andy Messersmith	2.52	1969
6.	Frank Tanana	2.54	1977
7.	George Brunet	2.56	1965
8.	Chuck Finley	2.57	1989
9.	Rickey Clark	2.59	1967
10.	Andy Hassler	2.61	1974

Relief Losses

1.	Mark Clear	11	1980
2.	Al Levine	10	2001
	Dave LaRoche	10	1979
4.	Dave LaRoche	9	1978
	Minnie Rojas	9	1967
6.	Donnie Moore	8	1985
	Dick Drago	8	1976
	Ryne Duran	8	1962
9.	Nine players tied	7	

Fewest HR/9 IP

(min. of 162 IP)			
1.	Dean Chance	0.23	1964*
2.	Andy Messersmith	0.27	1972
3.	Paul Hartzell	0.33	1976
4.	Nolan Ryan	0.36	1977*
	Dean Chance	0.36	1963
6.	Mike Witt	0.40	1982*
7.	George Brunet	0.41	1965
	Nolan Ryan	0.41	1976
	<i>Ken Forsch</i>	<i>0.41</i>	<i>1987*</i>
10.	Fred Newman	0.43	1964

Fewest Baserunners/9 IP

(min. of 162 IP)			
1.	Frank Tanana	8.90	1976*
2.	Dean Chance	9.05	1964
3.	George Brunet	9.50	1968
4.	Andy Messersmith	9.68	1969
5.	Mike Witt	9.74	1986
6.	Frank Tanana	9.77	1977
7.	Frank Tanana	9.93	1975
8.	George Brunet	9.96	1965
9.	Fred Newman	9.98	1965
10.	Clyde Wright	9.99	1971

Relief Wins

1.	Minnie Rojas	12	1967
	Jack Sanford	12	1966
3.	Mark Clear	11	1980
	Mark Clear	11	1979
5.	Shigetoshi Hasegawa	10	2000
	Dave LaRoche	10	1978
	Mark Petkovsek	10	1999
	Luis Sanchez	10	1983
9.	Stew Cillburn	9	1985
	Luis Sanchez	9	1984
	Eddie Fisher	9	1971
	Bob Lee	9	1965

Fewest Hits/9 IP

(min. of 162 IP)			
1.	Nolan Ryan	5.26	1972*
2.	Nolan Ryan	5.96	1977*
3.	Nolan Ryan	5.98	1974*
4.	Andy Messersmith	6.08	1969*
5.	Nolan Ryan	6.11	1976*
6.	Dean Chance	6.27	1964
7.	Nolan Ryan	6.57	1973
8.	Frank Tanana	6.62	1976
9.	Andy Messersmith	6.63	1972
10.	Andy Messersmith	6.66	1970

Fewest BB/9 IP

(min. of 162 IP)			
1.	<i>Ken Forsch</i>	<i>1.59</i>	<i>1981*</i>
2.	Bert Blyleven	1.64	1989
3.	Paul Hartzell	1.81	1977
4.	Fred Newman	1.85	1964
5.	Tommy John	1.88	1983
6.	Don Sutton	1.93	1987
7.	Mike Witt	1.96	1989
8.	Frank Tanana	1.99	1980
9.	Don Sutton	2.13	1986
10.	Geoff Zahn	2.17	1984

Most SO/9 IP

(min. of 162 IP)			
1.	Nolan Ryan	10.57	1973*
2.	Nolan Ryan	10.43	1972*
3.	Nolan Ryan	10.35	1976*
4.	Nolan Ryan	10.26	1977*
5.	Nolan Ryan	9.97	1978*
6.	Nolan Ryan	9.93	1974*
7.	Frank Tanana	9.41	1975*
8.	Nolan Ryan	9.01	1979*
9.	Chuck Finley	8.65	1995
10.	Chuck Finley	8.54	1998

All CAPS/**BOLD** — Active
*Led or tied for league lead
Italics - min. of 110 IP for strike-shortened season

Rookie Season Pitching



Wins

1. Frank Tanana	14	1974
Marcelino Lopez	14	1965
Dean Chance	14	1962
4. Jason Dickson	13	1997
5. Jim Abbott	12	1989
Kirk McCaskill	12	1985
Ron Romanick	12	1984
Ricky Clark	12	1967
Ken McBride	12	1961

Games

1. Bill Kelso	69	1967
2. Bob Lee	64	1964
3. TROY PERCIVAL	62	1995
4. Pep Harris	61	1997
5. FRANCISCO RODRIGUEZ	59	2003

Starts

1. Ken McBride	36	1961
2. Frank Tanana	35	1974
3. Ron Romanick	33	1984
4. Jason Dickson	32	1997
Marcelino Lopez	32	1965

Relief Appearances

1. Bill Kelso	68	1967
2. TROY PERCIVAL	62	1995
3. Pep Harris	61	1997
4. FRANCISCO RODRIGUEZ	59	2003
Bob Lee	59	1964

Complete Games

1. Frank Tanana	12	1974
2. Ken McBride	11	1961
3. Ron Romanick	8	1984
Marcelino Lopez	8	1965
5. Mike Witt	7	1981
Paul Hartzell	7	1976

Shutouts

1. Frank Tanana	4	1974
2. Bo Belinsky	3	1962
3. Julio Valera	2	1992
Jim Abbott	2	1989
Ron Romanick	2	1984
Paul Hartzell	2	1976
Dean Chance	2	1962

Saves

1. Ken Tatum	22	1969
2. DeWayne Buice	17	1987
Bob Lee	17	1964
4. Lloyd Allen	15	1971
5. Mark Clear	14	1979

Innings Pitched

1. Frank Tanana	268.2	1974
2. Ken McBride	242	1961
3. Ron Romanick	229.2	1984
4. Marcelino Lopez	215.1	1965
5. Dean Chance	207	1962

Base on Balls

1. Bo Belinsky	122	1962
2. Ken McBride	102	1961
3. Ron Moeller	83	1961
4. Marcelino Lopez	82	1965
5. Rudy May	78	1965

Strikeouts

1. Frank Tanana	180	1974
Ken McBride	180	1961
3. Bo Belinsky	145	1962
4. Dean Chance	127	1962
5. Marcelino Lopez	122	1965

Strikeout Avg. – Per 9 IP

(minimum 50 innings pitched)

1. TROY PERCIVAL	11.4	1995
2. FRANCISCO RODRIGUEZ	9.9	2003
3. DeWayne Buice	8.6	1987
4. Andy Messersmith	8.2	1968
5. Mark Clear	8.1	1979


Best Win-Save Total

1. Ken Tatum	29 (7/22)	1969
2. Mark Clear	25 (11/14)	1979
3. DeWayne Buice	23 (6/17)	1987
Bob Lee	23 (6/17)	1964
5. Dean Chance	21 (14/7)	1962

Rookie All-Star Selections

RHP	Jason Dickson	1997
RHP	Mark Clear	1979
RHP	Ken McBride	1961

AllCAPS/Bold — Active



Dean Chance



Yearly Leaders Pitching

Year	Wins	Losses	ERA (Starter)	ERA (Reliever)	Shutouts	Saves
1961	McBride (12)	McBride (15)	Bowshfield (3.78)	Morgan (2.35)	Four with 1	Fowler Morgan (8)
1962	Chance (14)	Belinsky D. Lee (11)	Chance (2.96)	Fowler (2.81)	McBride (4)	Duren (9)
1963	Chance McBride (13)	Chance (18)	Chance (3.19)	Fowler (2.43)	Four with 2	Fowler Navarro (8)
1964	Chance# (20)	McBride (13)	Chance# (1.65)	B. Lee (1.51)	Chance# (11)	B. Lee (17)
1965	Chance (15)	Newman (16)	Brunet (2.56)	B. Lee (1.92)	Chance (4)	B. Lee (21)
1966	Brunet Sanford (13)	Chance (17)	Chance (3.08)	B. Lee (2.74)	Brunet Chance Lopez (2)	B. Lee (12)
1967	Clark McGlothlin Rojas (12)	Brunet# (19)	Clark (2.59)	Rojas (2.51)	McGlothlin (6)	Rojas (22)
1968	Brunet (13)	Brunet# (17)	Brunet (2.86)	Messersmith (2.21)	Brunet (5)	Rojas (5)
1969	Messersmith (16)	McGlothlin Murphy (16)	Messersmith (2.52)	Tatum (1.36)	Brunet Messersmith (2)	Tatum (22)
1970	Wright (22)	May Murphy (13)	Wright (2.83)	Garrett (2.65)	May Murphy (2)	Tatum (17)
1971	Messersmith (20)	Murphy Wright (17)	Messersmith Wright (2.99)	Queen (1.78)	Messersmith (4)	Allen (15)
1972	Ryan (19)	Ryan (16)	Ryan (2.28)	Barber (2.08)	Ryan# (9)	Allen (5)
1973	Ryan (21)	Wright (19)	Ryan (2.87)	Barber (3.53)	May Ryan (4)	Sells (10)
1974	Ryan (22)	Tanana (19)	Hassler (2.61)	Sells (3.69)	Tanana (4)	Pena (3)
1975	Tanana Figueroa (16)	Singer (15)	Tanana (2.62)	Kirkwood (3.11)	Ryan Tanana (5)	Kirkwood (7)
1976	Tanana (19)	Ryan# (18)	Tanana (2.43)	Scott (3.23)	Ryan# (7)	Drago (6)
1977	Ryan (19)	Ryan (16)	Tanana (2.54)	Miller (3.02)	Tanana# (7)	LaRoche (13)
1978	Tanana (18)	Ryan (13)	Tanana (3.65)	Miller (2.66)	Tanana (4)	LaRoche (25)
1979	Frost Ryan (16)	Ryan (14)	Frost (3.57)	Clear (3.63)	Ryan (5)	Clear (14)
1980	Tanana Clear (11)	Aase (13)	Aase (4.06)	Hassler (2.49)	Aase Kison Martinez (1)	Hassler (10)
1981	Forsch (11)	Zahn (11)	Forsch (2.88)	Aase (2.34)	Forsch (4)	Aase (11)
1982	Zahn (18)	Forsch (11)	Witt (3.51)	Hassler (2.78)	Forsch Zahn (4)	Corbett (8)
1983	Forsch John Kison (11)	Witt (14)	Zahn (3.33)	Sanchez (3.66)	Zahn (3)	Sanchez (7)
1984	Witt (15)	John (13)	Zahn (3.12)	Corbett (2.12)	Zahn# (5)	Sanchez (11)
1985	Witt (15)	McCaskill (12)	Witt (3.56)	Moore (1.92)	Four with 2	Moore (31)
1986	Witt (18)	Sutton (11)	Witt (2.84)	Moore (2.97)	Witt (3)	Moore (21)
1987	Witt (16)	Witt (14)	Witt (4.01)	Minton (3.08)	Fraser McCaskill Reuss (1)	Buice (17)
1988	Witt (13)	Witt (16)	Witt (4.15)	Harvey (2.13)	McCaskill Witt (2)	Harvey (17)

Yearly Leaders Pitching



Year	Wins	Losses	ERA (Starter)	ERA (Reliever)	Shutouts	Saves
1989	Blyleven (17)	Witt (15)	Finley (2.57)	McClure (1.55)	Blyleven# (5)	Harvey (25)
1990	Finley (18)	Langston (17)	Finley (2.40)	Fraser (3.08)	Finley (2)	Harvey (25)
1991	Langston (19)	McCaskill# (19)	J. Abbott (2.89)	Harvey (1.60)	Finley (2)	Harvey# (46)
1992	Langston (13)	Abbott (15)	Abbott (2.77)	Eichhorn (2.38)	Langston Valera (2)	Grahe (21)
1993	Finley Langston (16)	Finley (14)	Finley (3.15)	Butcher Grahe (2.86)	Finley (2)	Frey (13)
1994	Finley (10)	Finley Leftwich (10)	Finley (4.32)	B. Patterson (4.07)	Finley (2)	Grahe (13)
1995	Finley Langston (15)	Finley (12)	Finley (4.21)	Percival (1.95)	Abbott Finley Langston (1)	Smith (37)
1996	Finley (15)	Abbott# (18)	Finley (4.16)	Percival (2.31)	Finley Grimsley Springer (1)	Percival (36)
1997	Dickson Finley (13)	Watson (12)	Finley (4.23)	Holtz (3.32)	Dickson Finley Springer (1)	Percival (27)
1998	Finley (11)	Dickson (10)	Finley (3.39)	Hasegawa (3.14)	Finley (1)	Percival (42)
1999	Finley (12)	Finley Hill Sparks (11)	Finley (4.43)	Petkovsek (3.47)	None	Percival (31)
2000	Hasegawa (10)	Schoeneweis (10)	Schoeneweis (5.45)	Hasegawa (3.57)	Cooper Schoeneweis (1)	Percival (32)
2001	Ortiz (13)	Valdes (13)	Washburn (3.77)	Levine (2.38)	None	Percival (39)
2002	Washburn (18)	Appier (12)	Washburn (3.15)	Percival (1.92)	Ortiz Sete (1)	Percival (40)
2003	Ortiz (16)	Lackey (16)	Washburn (4.43)	Donnelly (1.58)	Lackey (2)	Percival (33)
Year	Games	Starts	Complete	Innings	Strikeouts	Walks
1961	Morgan (59)	McBride (36)	McBride (11)	McBride (242)	McBride (180)	Grba (115)
1962	Spring (57)	Belinsky D. Lee (31)	Chance McBride (6)	Chance (207)	Belinsky (145)	Belinsky# (122)
1963	Fowler Navarro (57)	McBride (36)	McBride (11)	McBride (251)	Chance (168)	Chance (90)
1964	B. Lee (64)	Chance (35)	Chance# (15)	Chance# (278.1)	Chance (207)	Chance (86)
1965	B. Lee (69)	Newman (36)	Chance Newman (10)	Newman (260.2)	Chance (164)	Chance (101)
1966	B. Lee (61)	Chance (37)	Chance (11)	Chance (259.2)	Chance (180)	Chance# (114)
1967	Rojas (72)	Brunet (37)	McGlothlin (9)	Brunet (250)	Brunet (165)	Brunet (90)
1968	Burgmeier (56)	Brunet (36)	Brunet McGlothlin (8)	Brunet (245.1)	McGlothlin (135)	Brunet (68)
1969	Fisher (52)	McGlothlin Murphy (35)	Messersmith (10)	Messersmith (250)	Messersmith (211)	Messersmith (100)
1970	Fisher (67)	Wright (39)	Wright (7)	Wright (260.2)	May (164)	Wright (88)
1971	Fisher (43)	Messersmith (38)	Messersmith (14)	Messersmith Wright (276.2)	Messersmith (179)	Messersmith (121)
1972	Fisher (43)	Ryan (39)	Ryan (20)	Ryan (284)	Ryan# (329)	Ryan# (157)
1973	Sells (51)	Singer (40)	Ryan (26)	Ryan (326)	Ryan# (383)	Ryan# (162)



Yearly Leaders Pitching

Year	Games	Starts	Complete	Innings	Strikeouts	Walks
1974	Ryan (42)	Ryan (41)	Ryan (26)	Ryan# (332.2)	Ryan# (367)	Ryan# (202)
1975	Scott (50)	Tanana (33)	Tanana Figueroa (16)	Tanana (257.1)	Tanana# (269)	Ryan (132)
1977	LaRoche (46)	Ryan (37)	Ryan# (22)	Ryan (299)	Ryan# (341)	Ryan# (204)
1978	LaRoche (59)	Tanana (33)	Ryan (14)	Tanana (239.1)	Ryan# (260)	Ryan# (148)
1979	LaRoche (53)	Ryan (34)	Ryan (17)	Frost (239)	Ryan# (223)	Ryan (114)
1980	Clear (58)	Tanana (31)	Tanana (7)	Tanana (204)	Tanana (113)	Aase (66)
1981	Hassler (42)	Zahn (25)	Forsch (10)	Zahn (161.1)	Witt (75)	Witt (47)
1982	Hassler (54)	Forsch (35)	Forsch Zahn (12)	Zahn (229.1)	Kison (86)	Zahn (65)
1983	Sanchez (56)	John (34)	Forsch Zahn (11)	John (234.2)	Kison (83)	Witt (75)
1984	Sanchez (49)	Witt (34)	Witt Zahn (9)	Witt (246.2)	Witt (196)	Witt (84)
1985	Moore (65)	Witt (35)	McCaskill Romanick Witt (6)	Witt (250)	Witt (180)	Witt (98)
1986	Moore (49)	Witt Sutton (34)	Witt (14)	Witt (269)	Witt (208)	McCaskill (92)
1987	Buice (57)	Witt (36)	Witt (10)	Witt (247)	Witt (192)	Witt (84)
1988	Harvey (50)	Witt (34)	Witt (12)	Witt (249.2)	Witt (133)	Witt (87)
1989	Minton (62)	Blyleven Witt (33)	Finley (9)	Blyleven (241)	Finley (156)	Finley (82)
1990	Eichhorn (60)	Abbot Langston (33)	Finley (7)	Finley (236)	Langston (195)	Langston (104)
1991	Eichhorn (70)	J. Abbott Finley Langston (34)	Langston (7)	Langston (246.1)	Langston (183)	Finley (101)
1992	Crim (57)	Langston (32)	Langston (9)	Langston (229)	Langston (174)	Finley (98)
1993	Frey (55)	Finley Langston (35)	Finley# (13)	Langston (256.1)	Langston (196)	Langston (85)
1994	B. Patterson (47)	Finley (25)	Finley (7)	Finley# (183.1)	Finley (148)	Finley (71)
1995	Patterson Percival (62)	Finley (32)	Finley Langston (2)	Finley (203)	Finley (195)	Finley (93)
1996	James (69)	Finley (35)	Finley (4)	Finley (238)	Finley (215)	Finley (94)
1997	Holtz (66)	Watson (34)	Finley Springer (3)	Dickson (203.2)	Finley (155)	Springer Watson (73)
1998	Percival (67)	Finley (34)	Finley Watson Olivares (1)	Finley (223.1)	Finley (212)	Finley (109)
1999	Hasegawa Petkovsek (64)	Finley (33)	Olivares (3)	Finley (213.1)	Finley (200)	Finley (94)
2000	Hasegawa (66)	Schoeneweis (27)	Ortiz (2)	Schoeneweis (170)	Schoeneweis (78)	Schoeneweis (67)
2001	Levine (64)	Ortiz Schoeneweis (32)	Ortiz (2)	Ortiz (208.2)	Ortiz (135)	Schoeneweis (77)
2002	Weber (63)	Appier Ortiz Washburn (32)	Ortiz (4)	Ortiz (217.1)	Ortiz (162)	Ortiz (68)
2003	Donnelly (63)	Lackey (33)	Lackey Washburn (2)	Washburn (207.1)	Lackey (151)	Lackey (66)

Led League


Bold face indicates club record

Club Pitching (Year-by-Year)



	ERA	CG	SHO	SV	IP	H	R	ER	HR	HB	BB	SO	WP
1961	4.31	25	5	28	1438	1391	784	689	180	34	713	973	53
1962	3.70	23	15	46	1466	1412	706	602	118	49	616	858	39
1963	3.52	30	13	21	1455.1	1317	660	570	120	52	578	889	48
1964	2.91	30	28	41	1450.2	1273	551	469	100	50	530	965	42
1965	3.17	39	14	33	1441.2	1259	569	508	91	27	563	847	52
1966	3.56	31	12	40	1457.1	1364	643	577	136	38	511	836	49
1967	3.19	19	14	44	1430.1	1246	587	507	118	40	525	892	61
1968	3.43	29	11	31	1437	1234	615	548	131	33	519	869	68
1969	3.54	25	9	39	1438.1	1294	652	566	126	51	517	885	64
1970	3.48	21	10	49	1462.1	1280	630	566	154	43	559	922	52
1971	3.10	39	11	32	1481	1246	576	510	101	36	607	904	60
1972	3.06	57	18	16	1377.2	1109	533	469	90	28	620	1000	49
1973	3.57	72★	13	19	1456.1	1351	657	577	104	41	614	1010★	56
1974	3.52	64	13	12	1439	1339	657	563	101	47	649	986★	50
1975	3.89	59	19	16	1453.1	1366	723	628	123	39	643	975★	62
1976	3.36	64	15	17	1477.1	1323	631	551	95	38	553	992★	27
1977	3.76	53	13	26	1437.2	1383	695	600	136	47	572	965★	56
1978	3.65	44	13	33	1455.2	1382	666	590	125	32	599	892★	36
1979	4.34	46	9	33	1436	1463	768	692	131	33	573	820★	53
1980	4.52	22	6	30	1428.1	1548	797	717	141	39	529	725	32
1981	3.71	27	8	19	971.1	958	453	400	81	21	323	426	18
1982	3.82	40	10	27	1464	1436	670	621	124	42	482	728	36
1983	4.32	39	7	23	1474★	1636	779	708	130	30	496	668	51
1984	3.96	36	12	26	1458	1526	697	641	143	27	474	754	44
1985	3.91	22	8	41	1457.1	1453	703	633	171	27	514	767	45
1986	3.85	29	12	40	1455.2	1356	684	622	153	27	478	955	44
1987	4.38	20	7	36	1457.1	1481	803	709	212	32	504	941	54
1988	4.32	26	9	33	1455.2	1530	771	698	135	42	568	817	68
1989	3.28	32★	20	38	1454.1	1384	578	530	113	29	465	896	51
1990	3.79	21	13	42	1454	1482	706	613	106	38	544	944	50
1991	3.69	18	10	50	1441.2	1351	749	591	141	38	543	990	49
1992	3.84	26★	13	42	1446	1449	671	617	130	39	532	888	42
1993	4.34	26★	6	41	1430.1	1482	770	690	153	51	550	843	55
1994	5.42	11	4	21	1027	1149	660	618	150	45★	436	682	48
1995	4.52	8	9	42	1284.1	1310	697	645	163	43	486	901	42
1996	5.30	12	8	38	1439	1546	943	847	219	84★	662	1052	80
1997	4.52	9	5	39	1454.2	1506	794	730	202★	54	605	1050	57
1998	4.49	3	5	52	1444	1481	783	720	164	47	630	1091	70
1999	4.79	4	7	37	1431.1	1472	826	762	177	56	624	877	65★
2000	5.00	5	3	46★	1448	1534	869	805	228	36	662	846	47
2001	4.20	6	1	43	1437.2	1452	730	671	168	64	525	947	46
2002	3.69	7	14	54★	1452.1★	1345	644	595	169	49	509	999	52
2003	4.28	5	9	39	1431.1	1444	743	680	190	76	486	980	53

★ Led or tied for league lead



Mark Langston, Jim Abbott & Chuck Finley



Low Hit Games By Angels

No-Hitters

1. Bo Belinsky, vs. Baltimore, May 5, 1962 (2-0)
2. Clyde Wright, vs. Oakland, July 3, 1970 (4-0)
3. Nolan Ryan, at Kansas City, May 15, 1973 (3-0)
4. Nolan Ryan, at Detroit, July 15, 1973 (6-0)
5. Nolan Ryan, vs. Minnesota, Sept. 28, 1974 (4-0)
6. Nolan Ryan, vs. Baltimore, June 1, 1975 (1-0)
7. Mike Witt, at Texas, Sept. 30, 1984 (1-0, perfect game)

Combined No-Hitters

1. Mark Langston-Mike Witt, vs. Seattle, April 11, 1990 (1-0)

One-Hitters

1. Dean Chance, at Minnesota, Sept. 10, 1962 (5-0)
2. Bob Turley, at Chicago, June 12, 1963 (5-0)
3. Nolan Ryan, vs. Boston, July 9, 1972 (3-0)
4. Nolan Ryan, vs. New York, Aug. 29, 1973 (5-0)
5. Nolan Ryan, vs. Texas, June 27, 1974 (5-0)
6. Andy Hassler, vs. Chicago, Sept. 8, 1974 (0-1)
7. Nolan Ryan, vs. Seattle, April 15, 1977 (7-0)
8. Nolan Ryan, vs. Cleveland, May 5, 1978 (5-0)
9. Chris Knapp, at Toronto, Sept. 3, 1978 (3-1)
10. Nolan Ryan, vs. New York, July 13, 1979 (6-1)
11. Bruce Kison, at Minnesota, April 23, 1980 (17-0)
12. Kirk McCaskill, at Texas, June 25, 1986 (7-1)
13. Willie Fraser, vs. Seattle, Aug. 10, 1988 (2-1)
14. Kirk McCaskill, vs. Toronto, April 28, 1989 (9-0)
15. Chuck Finley, at Boston, May 26, 1989 (5-0)



Ellie Rodriguez & Nolan Ryan

Combined One-Hitters

1. Ken McBride-Julio Navarro, at Washington, April 13, 1964 (4-0, Opening Day)
2. Rick Clark-Clyde Wright, vs. Baltimore, Aug. 20, 1968 (7-2)
3. Bill Harrelson-Andy Messersmith, at New York, Aug. 27, 1968 (2-0)
4. Frank Tanana-Don Kirkwood, vs. Oakland, April 26, 1975 (1-0)



Low Hit Games vs. Angels

No-Hitters

1. Earl Wilson, at Boston, June 26, 1962 (2-0)
2. Dennis Eckersley, at Cleveland, May 30, 1977 (1-0)
3. Bert Blyleven, Texas, at Anaheim, Sept. 22, 1977 (6-0)
4. Joe Cowley, Chicago, at Anaheim, Sept. 19, 1986 (7-1)
5. Kenny Rogers, at Texas, July 28, 1994 (4-0, perfect game)
6. Eric Milton, at Minnesota, Sept. 11, 1999 (7-0)

Combined No-Hitters

1. Vida Blue-Glenn Abbott-Paul Lindblad-Rollie Fingers, at Oakland, Sept. 28, 1975 (5-0)

One-Hitters

1. Wally Bunker, Kansas City, at Anaheim, Sept. 11, 1969 (3-0)
2. Sonny Siebert, Boston, at Anaheim, July 31, 1970 (2-0)
3. Rich Hand, at Cleveland, Aug. 28, 1970 (5-1)
4. Bill Gogolewski, Texas, at Anaheim, Sept. 12, 1972 (3-0)
5. Jim Kaat, Minnesota, at Anaheim, July 1, 1973 (2-1)
6. Mike Cuellar, Baltimore, at Anaheim, May 31, 1975 (1-0)
7. Rick Langford, Oakland, at Anaheim, July 5, 1979 (3-0)
8. Ross Baumgarten, at Chicago, July 2, 1980 (1-0)
9. Britt Burns, at Chicago, Sept. 9, 1983 (11-0)

10. Dennis Martinez, at Baltimore, June 5, 1985 (4-0)
11. Charlie Hough, Texas, at Anaheim, June 16, 1986 (1-2)
12. Walt Terrell, at Detroit, Aug. 20, 1986 (3-0)
13. Scott Sanderson, New York, at Anaheim, July 11, 1991 (2-0)
14. Dennis Rasmussen, Kansas City, at Anaheim, Sept. 29, 1992 (2-0)
15. Jimmy Key, New York, at Anaheim, April 27, 1993 (5-0)
16. David Cone, Kansas City, at Anaheim, May 22, 1994 (4-0)
17. Steve Trachsel, New York Mets, at Anaheim, June 15, 2003, (8-0)

Combined One-Hitters

1. Whitey Ford-Jim Coates-Buddy Daley-Bob Turley, at New York, May 22, 1962 (2-1, 12 inn.)
2. Mike Paul-Gary Kroll-Jack Hamilton-Stan Williams, at Cleveland, June 8, 1969 (3-2)
3. Marty Pattin-Steve Mingori, at Kansas City, June 26, 1976 (3-0)
4. Gary Beare-Sam Hinds-Bill Castro, at Milwaukee, June 18, 1977 (4-2)
5. Ross Baumgarten-Randy Scarbery, at Chicago, May 25, 1979 (6-1)
6. Joe Niekro-Al Holland, New York, at Anaheim, June 4, 1986 (11-0)
7. John Burkett-Jeff Zimmerman-John Wetteland, vs. Texas, June 29, 1999 (5-0)

Club Fielding



	PCT.	PO	A	E	TC	DP	TP	PB
1961	.969	4314	1756	192	6262	154	0	24
1962	.972	4393	1791	175	6364	153	0	16
1963	.974	4366	1837	163	6366	155	0	18
1964	.978	4352	1851	138	6341	168	0	8
1965	.981	4325	1874	123	6322	149	0	20
1966	.979	4372	1861	136	6369	186	0	16
1967	.982★	4291	1711	111	6113	135	0	13
1968	.977	4311	1712	140	6163	156	0	18
1969	.978	4315	1760	136	6211	164	0	30
1970	.980	4387	1775	127	6289	169	1	27
1971	.980	4443	1891	131	6465	159	0	25
1972	.981	4133	1607	114	5854	135	1	21
1973	.975	4369	1689	156	6214	153	0	16
1974	.976	4317	1721	147	6185	150	0	23
1975	.971	4360	1705	184	6249	164	0	12
1976	.977	4432	1840	150	6422	139	0	15
1977	.978	4313	1693	147	6153	137	2★	5
1978	.978	4367	1624	136	6127	136	0	5
1979	.978	4308	1602	135	6045	172	0	12
1980	.978	4285	1576	134	5995	144	0	10
1981	.977	2914	1286	101	4301	120	0	6
1982	.983	4392	1984★	108	6484★	171	0	4
1983	.977	4422★	2077★	154	6653★	190★	0	6
1984	.980	4374	1803	128	6305	170	0	4
1985	.982★	4372	1841	112	6325	202★	0	8
1986	.983	4368	1718	107	6193	156	0	12
1987	.981	4372	1640	117	6129	162	0	11
1988	.979	4367	1825	135	6327	175	0	9
1989	.985	4363	1887★	96	6346	173	0	14
1990	.978	4362	1871★	142	6375★	186★	0	15
1991	.984	4325	1858★	102	6285	156	0	23
1992	.979	4338	1810	134	6282	172	0	5
1993	.980	4291	1694	120	6105	161	0	10
1994	.983	3081	1196	76	4353	110	0	11
1995	.982	3853	1416	95	5364	120	0	13
1996	.979	4317	1702	128	6147	156	1★	12
1997	.980	4364	1592	123	6079	140	1★	19
1998	.983	4332	1646	106	6084	146	0	28
1999	.983	4294	1723	106	6123	156	0	20
2000	.978	4344	1746	134	6224	182	0	6
2001	.983	4313	1690	103	6106	142	0	16
2002	.986	4357★	1575	87	6019	151	0	7
2003	.982	4294	1517	105	5916	138	0	11

★ Led League

Games Played by Position

CATCHER

1. Bob Boone	961
2. Bob Rodgers	895
3. BENGIE MOLINA	491
4. Jorge Fabregas	401
5. Lance Parrish	386
6. Brian Downing	309
7. Terry Humphrey	255
8. Tom Egan	231
9. Ellie Rodriguez	227
10. Tom Satriano	226

SHORTSTOP

1. Jim Fregosi	1,367
2. Dick Schofield	1,073
3. Gary DiSarcina	1,069
4. DAVID ECKSTEIN	389
5. Dave Chalk	324
6. Joe Koppe	260
7. Tim Foli	213
8. Rick Burleson	188
9. Leo Cardenas	150
10. Bert Campaneris	149

LEFT FIELD

1. G. ANDERSON	869
2. Brian Downing	722
3. Rick Reichardt	516
4. Luis Polonia	456
5. Leon Wagner	342
6. Joe Rudi	330
7. DARIN ERSTAD	260
8. Orlando Palmeiro	219
9. Alex Johnson	216
10. Willie Smith	213

FIRST BASE

1. Wally Joyner	879
2. Rod Carew	720
3. Jim Spencer	474
4. Scott Spiezo	391
5. J.T. Snow	333
6. DARIN ERSTAD	294
7. Lee Thomas	290
8. Joe Adcock	273
9. Don Mincher	255
10. Mo Vaughn	219

DESIGNATED HITTER

1. Brian Downing	598
2. Chili Davis	587
3. Don Baylor	516
4. Reggie Jackson	374
5. TIM SALMON	267
6. Frank Robinson	250
7. Brad Fullmer	135
8. Dave Parker	119
9. Orlando Palmeiro	88
10. Mo Vaughn	84

CENTER FIELD

1. Gary Pettis	567
2. Jim Edmonds	566
3. Devon White	464
4. DARIN ERSTAD	427
5. Albie Pearson	388
6. Fred Lynn	377
7. Mickey Rivers	369
8. Jose Cardenal	339
9. Jay Johnstone	327
10. Ken Berry	321

SECOND BASE

1. Bobby Grich	1,098
2. Bobby Knopp	801
3. Sandy Alomar	703
4. ADAM KENNEDY	565
5. Jerry Remy	432
6. Bill Moran	365
7. Johnny Ray	363
8. Rob Wilfong	323
9. Mark McLemore	235
10. Luis Sojo	203

OUTFIELD

1. G. ANDERSON	1,294
2. TIM SALMON	1,254
3. Brian Downing	722
4. DARIN ERSTAD	681
5. Jim Edmonds	654
6. Devon White	595
7. Albie Pearson	589
8. Leroy Stanton	555
9. Devon White	551
10. Rick Reichardt	541

RIGHT FIELD

1. TIM SALMON	1,254
2. Leroy Stanton	463
3. Reggie Jackson	274
4. Dan Ford	266
5. Bobby Bonds	238
6. Dave Winfield	223
7. Roger Repoz	212
8. Albie Pearson	202
9. Lee Thomas	194
10. Juan Beniquez	163

THIRD BASE

1. TROY GLAUS	759
2. Doug DeCinces	749
3. Jack Howell	600
4. Paul Schaaf	431
5. Carney Lansford	424
6. Ken McMullen	417
7. Dave Chalk	399
8. Felix Torres	317
9. Aurelio Rodriguez	275
10. Ron Jackson	234

All CAPS — Active

A Highest Fielding Pct. By Position

(100-or-More Games)

Position	PLAYER	PCT	YEAR	G	PO	A	E	TC
Catcher	Bengie Molina	.999	2002	121	707	60	1	768
First Base	Jim Spencer	.999	1973	125	994	74	1	1069
	Scott Spiezio	.999	2001	105	819	74	1	894
	Bobby Grich	.997	1985	116	224	380	2	606
Second Base	Tim Foli	.985	1982	139	235	432	10	677
Third Base	Carney Lansford	.983	1979	157	135	263	7	405
Outfield	Brian Downing	1.000	1984	131	272	5	0	277
		1.000	1982★	158	321	9	0	330
		1.000	1983	34	16	39	0	55
Pitcher#	Tommy John	1.000	1983	34	16	39	0	55
	Bert Blyleven	1.000	1989	33	14	38	0	52

★A.L. Record Most Errorless Chances Accepted, Consecutive

50-or-more Total Chances

Angels Triple Plays

1. June 26, 1970 at Kansas City... "around the horn" on a ground ball hit by Amos Otis; Chico Ruiz (3b) to Sandy Alomar (2b) to Billy Cowan (1b).
2. June 27, 1972 at Minnesota... fly ball hit by Jim Nettles and ensuing rundown of runners originally at second (Steve Braun) and third (Harmon Killebrew), Jim Spencer (1f) to Ken McMullen (3b) to Sandy Alomar (2b) to Leo Cardenas (ss).
3. July 14, 1977 vs. Seattle... "around the horn" on a ground ball hit by Lee Stanton; Ron Jackson (3b) to Jerry Remy (2b) to Tony Solaita (1b).
4. July 23, 1977 at Minnesota... line drive hit by Lyman Bostock with runners being doubled off second (Jerry Terrell) and first (Mike Cabbage) bases; Rance Mulliniks (ss) to Jerry Remy (2b) to Tony Solaita (1b).
5. Sept. 8, 1996 at Minnesota... "around the horn" on a ground ball hit by Ron Coomer; Jack Howell (3b) to Rex Hudler (2b) to J.T. Snow (1b).
6. July 5, 1997 vs. Seattle... deep fly hit by Rich Amaral with runners being doubled off second (Russ Davis) and first (Dan Wilson) bases; Garret Anderson (cf) to Gary DiSarcina (ss) to Darin Erstad (1b).

Opponents Triple Plays

1. Sept. 28, 1963 at Boston... Felix Torres hit comebacker to Bob Heffner who started unique triple play; Heffner (p) to Frank Malzone (3b) to Ed Bressoud (ss) to Felix Mantilla (2b), who was covering first base.
2. Aug. 18, 1966 at Minnesota... "around the horn" on ground ball hit by Frank Malzone; Rich Rollins (3b) to Cesar Tovar (2b) to Harmon Killebrew (1b).
3. May 10, 1979 at Boston... line drive hit by Joe Rudi with runners being doubled off second (Rod Carew) and first (Don Baylor) bases; Jerry Remy (2b) to Rick Burleson (ss) to George Scott (1b).
4. May 16, 1979 vs. Milwaukee... "around the horn" on a ground ball hit by Bobby Grich; Sal Bando (3b) to Paul Molitor (2b) to Cecil Cooper (1b).
5. July 23, 1979 at Boston... line drive hit by Willie Aikens with runners being doubled off second (Dan Ford) and first (Don Baylor) bases; Rick Burleson (ss) to Carl Yastrzemski (1b).
6. April 27, 1981 at Oakland... line drive hit by Don Baylor with runners being doubled off second (John Harris) and first (Ed Ott) bases; Rob Picciolo (ss) to Dave Revering (1b).
7. Aug. 8, 1983 vs. Minnesota... line drive hit by Ron Jackson with runners doubled off second (Bobby Grich) and first (Reggie Jackson) bases; Gary Gaetti (3b) to John Castino (2b) to Kent Hrbek (1b).
8. Aug. 25, 1992 at Baltimore... line drive hit by Gary Gaetti with runners being doubled off third (Tim Salmon) and first (Chad Curtis) bases; Leo Gomez (3b) to Randy Milligan (1b).



Bengie Molina

Day-By-Day Best/Worst Records



GAME NO.	BEST RECORD	(# - Last Time)	WORST RECORD	(# - Last Time)	GAME NO.	BEST RECORD	(# - Last Time)	WORST RECORD	(# - Last Time)
1	1-0	(21-'99)	0-1	(22-'03)	82	49-33	(4-'98)	30-52	('69)
2	2-0	(8-'98)	0-2	(6-'01)	83	50-33	(89, '95)	31-52	('69, '80)
3	3-0	(70, '91)	0-3	(76, '92)	84	51-33	(89, '95)	31-53	('69)
4	4-0	('70)	0-4	(76, '92)	85	52-33	(89, '95)	31-54	('69)
5	5-0	('70)	1-4	(6-'92)	86	53-33	(89, '95)	32-54	('69)
6	5-1	('70)	1-5	('61)	87	54-33	('95)	32-55	('69)
7	5-2	(5-'93)	1-6	('61)	88	55-33	('95)	33-55	('69, '80)
8	6-2	('70)	1-7	('61)	89	56-33	('95)	33-56	('80)
9	6-2-1	('74)	1-8	('61)	90	56-34	('95)	33-57	('80)
10	7-2-1	('74)	2-8	('61)	91	56-35	('95)	34-57	('80)
11	8-3	(79, '82, '87)	3-8	('51, '02)	92	57-35	('95)	34-58	('80)
12	9-3	(79, '82)	4-8	(5-'02)	93	57-36	(89, '95)	34-59	('80)
13	10-3	(79, '82)	4-9	('61)	94	58-36	('95)	34-60	('80)
14	11-3	('79)	4-10	('61)	95	59-36	('95)	34-61	('80)
15	12-3	('79)	5-10	(4-'02)	96	60-36	('95)	35-61	('80)
16	12-4	(79, '93)	5-11	('61, '76)	97	60-37	('95)	36-61	('80)
17	12-5	(79, '82, '93)	5-12	('61, '76)	98	61-37	('95)	37-61	('80)
18	13-5	(82, '93)	6-12	('61, '76, '02)	99	61-38	('95)	37-62	('80)
19	14-5	(82)	6-13	(76, '02)	100	62-38	('95)	37-63	('80)
20	14-6	(78, '82)	6-14	('02)	101	63-38	('95)	38-63	('80)
21	15-6	(82)	7-14	(76, '02)	102	64-38	('95)	38-64	('80)
22	15-7	(82)	7-15	(76)	103	64-39	('95)	39-64	('80)
23	16-7	(82)	7-16	(76)	104	64-40	('95)	40-64	('80)
24	16-8	(82)	8-16	(76)	105	64-41	('95)	40-64-1	('74)
25	17-8	(82)	9-16	(4-'94)	106	65-41	('95)	41-65	('69)
26	17-9	(4-'95)	9-17	('61, '69, '94)	107	66-41	('95)	41-65-1	('74)
27	18-9	(70, '78, '95)	9-18	('61, '94)	108	66-42	(89, '95)	42-66	('69)
28	18-10	(70, '78, '95)	9-19	('61)	109	66-43	(89, '95)	43-66	('69)
29	19-10	('70)	10-19	('61, '76)	110	67-43	('89)	43-66-1	('74)
30	20-10	('70)	11-19	(6-'90)	111	67-44	(89, '95)	43-67-1	('74)
31	21-10	('70)	11-20	(5-'90)	112	68-44	('89)	43-68-1	('74)
32	22-10	('70)	11-21	(4-'76)	113	68-45	('89)	43-69-1	('74)
33	22-11	('70)	11-22	('69, '76)	114	68-46	('89)	44-69-1	('74)
34	23-11	('70)	11-23	('69)	115	68-47	('89)	45-69-1	('74)
35	23-12	('70)	11-24	('69)	116	69-47	('89)	45-70-1	('74)
36	24-12	('70)	11-25	('69)	117	69-48	(89, '02)	45-71-1	('74)
37	25-12	('70)	11-26	('69)	118	70-48	(89, '02)	46-71-1	('74)
38	25-13	(70, '82, '89)	11-27	('69)	119	71-48	(89, '02)	46-72-1	('74)
39	26-13	(70, '82, '89)	11-28	('69)	120	72-48	(89, '02)	47-72-1	('74)
40	26-14	(70, '82, '89)	12-28	('69)	121	73-48	(89, '02)	48-72-1	('74)
41	27-14	(70, '82, '89)	13-28	('69)	122	74-48	('89)	48-73-1	('74)
42	28-14	('70)	13-29	('69)	123	74-49	(89, '02)	48-74-1	('74)
43	28-15	(70, '82, '89)	14-29	('69)	124	74-50	(89, '02)	49-75	('80)
44	29-15	(82, '89)	14-30	('69)	125	75-50	(89, '02)	49-76	('80)
45	29-16	(82, '89)	15-30	('69)	126	75-51	(89, '02)	50-76	('80)
46	30-16	(82, '89)	16-30	('61, '64, '69)	127	76-51	('89)	50-76-1	('74)
47	31-16	(82, '89)	16-31	('69)	128	76-52	(89, '02)	50-77-1	('74)
48	32-16	('89)	16-32	('69)	129	77-52	(89, '02)	50-78-1	('74)
49	33-16	('89)	16-33	('69)	130	77-53	(89, '02)	50-79-1	('74)
50	33-17	('89)	16-34	('89)	131	78-53	('02)	51-80	('99)
51	33-18	('89)	17-34	('69)	132	78-54	(89, '02)	51-81	('99)
52	34-18	('89)	17-35	('69)	133	79-54	('02)	51-82	('99)
53	35-18	('89)	18-35	('69)	134	80-54	('02)	52-82	('80, '99)
54	35-19	('89)	18-36	('69)	135	81-54	('02)	52-83	('80, '99)
55	36-19	('89)	19-36	('69)	136	82-54	('02)	52-84	('99)
56	36-20	('89)	19-37	('69)	137	83-54	('02)	52-84-1	('74)
57	36-21	('89)	20-37	('69)	138	84-54	('02)	53-84-1	('74)
58	36-22	('89)	20-38	('69)	139	85-54	('02)	53-85-1	('74)
59	36-23	('89)	20-39	('69)	140	86-54	('02)	54-85-1	('74)
60	36-24	(79, '89, '02)	21-39	('61, '69, '80)	141	87-54	('02)	55-85-1	('74)
61	37-24	('02)	21-40	('61, '69, '80)	142	88-54	('02)	55-86-1	('74)
62	37-25	('02)	21-41	('61)	143	89-55	('02)	56-86-1	('74)
63	38-25	('02)	22-41	('61)	144	89-55	('02)	56-87-1	('74)
64	39-25	('02)	23-41	('61, '69, '80)	145	90-55	('02)	57-87-1	('74)
65	39-26	(79, '89, '02)	23-42	('61, '69, '80)	146	91-55	('02)	58-87-1	('74)
66	40-26	('79)	23-43	(89, '80)	147	92-55	('02)	58-88-1	('74)
67	40-27	(79, '82)	23-44	(69, '80)	148	93-55	('02)	58-89-1	('74)
68	41-27	('79)	24-44	('61, '69, '80)	149	94-55	('02)	59-89-1	('74)
69	41-28	(4-'98)	24-45	('61, '69, '80)	150	94-56	('02)	60-89-1	('74)
70	42-28	(79, '82, '98)	24-46	(69, '80)	151	95-56	('02)	61-89-1	('74)
71	42-29	(5-'02)	25-46	('61, '69, '80)	152	95-57	('02)	61-90-1	('74)
72	43-29	(82, '98, '02)	25-47	('61, '69)	153	95-58	('02)	61-91-1	('74)
73	44-29	(82, '98)	26-47	('61, '69, '80)	154	96-58	('02)	61-92-1	('74)
74	45-29	(82, '98)	26-48	('69)	155	96-59	('02)	61-93-1	('74)
75	46-29	('98)	27-48	('69)	156	96-60	('02)	62-93-1	('74)
76	46-30	('98)	28-48	('61, '69, '80)	157	96-61	('02)	63-93-1	('74)
77	47-30	('98)	28-49	('69)	158	96-62	('02)	63-94-1	('74)
78	47-31	('98)	28-50	('69)	159	97-62	('02)	64-94-1	('74)
79	47-32	(4-'98)	29-50	('69)	160	97-63	('02)	65-95	('80)
80	48-32	(4-'98)	30-50	('69, '80)	161	98-63	('02)	66-94-1	('74)
81	49-32	('89, '98)	30-51	('69, '80)	162	99-63	('02)	67-95	('68)
					163	—		68-94-1	('74)



Day-By-Day Totals

YEAR	MON.	TUE.	WED.	THU.	FRI.	SAT.	SUN.	RECORD
1961	6-9	12-14	8-13	4-16	14-14	17-6	9-19	70-91
1962	7-2	9-16	19-6	10-7	12-14	12-14	17-17	86-76
1963	7-7	9-9	15-19	5-11	8-16	14-11	12-18	70-91
1964	5-9	14-11	18-9	7-5	10-17	12-13	16-16	82-80
1965	8-8	14-8	13-18	4-8	14-12	14-11	8-22	75-87
1966	8-9	11-9	12-12	7-10	14-10	15-11	13-21	80-82
1967	11-8	11-19	13-7	2-5	18-8	11-16	18-14	84-77
1968	9-12	9-13	7-18	5-9	13-13	10-14	14-16	67-95
1969	10-5	9-16	13-13	5-8	11-19	10-14	13-16	71-91
1970	9-4	13-14	14-12	9-8	13-13	9-16	19-9	86-76
1971	6-9	11-11	11-13	8-15	14-11	12-12	14-15	76-86
1972	5-10	11-12	13-10	8-6	10-16	14-12	14-14	75-80
1973	9-4	11-13	17-8	7-13	11-14	14-12	10-19	79-83
1974	7-10	8-15	14-12	4-8	14-14	12-15	9-20	68-94
1975	7-9	9-15	11-13	9-5	8-18	14-15	14-14	72-89
1976	10-7	12-11	11-12	9-9	8-16	14-14	12-17	76-86
1977	9-10	11-11	10-12	7-9	12-14	10-16	15-16	74-88
1978	5-12	9-14	11-11	15-2	16-12	15-14	16-10	87-75
1979	11-5	10-14	11-15	8-9	13-12	20-6	15-13	88-74
1980	8-10	12-10	12-12	5-13	14-13	8-17	6-20	65-95
1981	9-6	9-8	7-9	6-4	6-10	6-12	8-10	51-59
1982	11-4	12-13	10-13	11-10	17-9	16-10	16-10	93-69
1983	8-15	11-11	12-12	6-9	11-15	12-15	10-15	70-92
1984	8-13	15-10	11-14	7-8	13-12	15-10	12-14	81-81
1985	11-9	10-12	12-12	10-8	14-12	15-11	18-8	90-72
1986	12-8	17-8	15-8	8-10	11-15	17-8	12-13	92-70
1987	9-12	13-11	15-8	6-10	9-17	11-15	12-14	75-87
1988	8-11	7-16	11-13	9-8	16-11	10-16	14-12	75-87
1989	8-10	13-10	14-11	9-10	16-10	13-13	18-7	91-71
1990	11-9	15-9	11-15	8-9	12-13	11-14	12-13	80-82
1991	10-9	15-10	11-12	10-7	7-19	15-11	13-13	81-81
1992	7-10	8-18	9-16	8-9	14-12	16-10	10-15	72-90
1993	4-12	9-15	13-12	7-11	12-15	13-13	13-13	71-91
1994	2-10	8-9	9-9	5-8	8-11	8-10	7-11	47-68
1995	9-8	12-9	8-14	11-6	11-11	11-11	16-8	78-67
1996	7-13	9-15	11-12	7-11	14-11	9-17	13-12	70-91
1997	10-8	13-11	10-14	9-10	14-11	14-12	14-12	84-78
1998	12-5	11-11	15-11	10-9	11-14	11-15	15-12	85-77
1999	6-11	11-15	12-13	9-8	12-13	9-18	11-14	70-92
2000	9-9	13-12	11-14	8-8	18-8	13-13	10-16	82-80
2001	5-4	8-16	11-14	16-10	12-13	10-16	13-14	75-87
2002	6-8	13-12	16-9	11-8	19-8	15-11	19-7	99-63
2003	4-8	11-14	14-10	9-12	12-14	15-12	12-15	77-85
TOTALS	343-371	478-530	521-520	338-379	536-560	542-552	562-604	3320-3516

NOTE: **Bold** denotes best record.

Angels By The Decade

YEARS	RECORD/PCT.	.500 -or-BETTER SEASONS
1961-1969	685-770 (.471)	3
1970-1979	781-831 (.484)	3
1980-1989	783-783 (.500)	5
1990-1999	738-817 (.475)	4
2000-2003	333-315 (.514)	2

Angels Month-By-Month Totals



YEAR	MARCH	APRIL	MAY	JUNE	JULY	AUG.	SEPT.	OCT.
1961	—	4-9	12-16	12-22	17-10	13-19	12-14	0-1
1962	—	7-9	7-11	17-13	16-13	19-14	11-16	—
1963	—	11-10	11-17	19-12	12-19	8-18	9-15	—
1964	—	6-7	10-22	19-12	19-12	14-15	12-11	2-1
1965	—	6-7	18-17	9-17	14-14	14-17	13-14	1-1
1966	—	7-6	16-14	16-15	15-14	13-17	12-15	1-1
1967	—	8-9	10-18	20-11	17-11	11-16	17-11	1-1
1968	—	8-10	14-15	15-12	11-18	13-22	6-18	—
1969	—	6-10	8-19	11-18	15-14	15-12	16-16	0-2
1970	—	13-7	17-10	13-14	15-14	16-13	11-18	1-0
1971	—	12-11	11-16	12-18	17-11	11-16	13-14	—
1972	—	5-8	13-15	13-14	13-16	13-14	17-11	1-2
1973	—	9-8	15-12	15-15	10-19	12-14	18-15	—
1974	—	11-11	12-15	9-20	9-18	11-17	14-13	2-0
1975	—	12-8	10-18	13-17	12-16	15-14	10-16	—
1976	—	5-12	10-18	12-15	14-14	13-15	16-11	2-1
1977	—	9-13	15-10	12-12	11-18	14-15	12-19	1-1
1978	—	14-7	11-14	15-15	16-14	14-13	16-12	1-0
1979	—	15-8	15-12	14-15	17-11	11-17	16-11	—
1980	—	8-10	11-15	6-21	12-16	14-15	14-14	0-4
1981	—	10-11	13-16	8-2	—	9-10	10-18	1-2
1982	—	15-7	16-11	14-12	13-14	17-12	15-13	3-0
1983	—	13-9	14-12	13-14	9-20	12-18	7-19	2-0
1984	—	15-11	11-14	15-12	12-14	13-16	15-14	—
1985	—	14-7	12-13	15-12	16-11	16-13	14-13	3-3
1986	—	13-8	10-17	17-10	15-11	19-10	17-10	1-4
1987	—	12-11	9-17	17-11	15-11	13-16	7-19	2-2
1988	—	10-13	9-19	15-11	19-8	15-14	7-20	0-0
1989	—	15-10	18-7	12-14	18-10	15-14	12-16	1-2
1990	—	8-11	15-14	15-13	12-16	16-12	12-15	2-1
1991	—	10-10	16-11	15-12	11-15	11-18	15-13	3-2
1992	—	11-10	10-17	11-17	14-13	13-16	10-16	3-1
1993	—	13-6	14-15	10-17	11-17	11-17	10-18	2-1
1994	—	9-16	14-13	10-17	11-16	3-6	—	—
1995	—	2-2	18-11	14-13	20-7	13-17	10-16	1-1
1996	—	13-12	13-14	15-14	10-16	11-18	8-17	—
1997	—	12-12	16-12	13-15	19-9	14-15	10-15	—
1998	—	15-11	12-15	22-6	9-18	18-12	9-15	—
1999	—	11-12	13-15	11-15	8-17	8-21	16-12	3-0
2000	—	13-13	14-13	14-12	16-12	11-15	14-14	0-1
2001	—	10-15	14-13	14-13	16-11	15-14	6-15	0-6
2002	0-1	11-13	19-7	17-12	16-10	18-11	18-9	—
2003	0-1	13-13	13-13	14-13	14-13	14-15	11-15	0-0
TOTALS	0-2	444-423	573-613	593-595	584-583	568-643	518-616	40-41

NOTE: Bold denotes best record.

Angels vs. Divisions

YEAR	VS. EAST			VS. CENTRAL			VS. WEST		
	HOME	ROAD	TOTAL	HOME	ROAD	TOTAL	HOME	ROAD	TOTAL
1969	22-17	13-26	35-43	—	—	—	21-21	15-27	36-48
1970	21-18	20-19	41-37	—	—	—	22-20	23-19	45-39
1971	22-17	15-24	37-41	—	—	—	13-29	26-16	39-45
1972	19-17	15-21	34-38	—	—	—	25-19	16-23	41-42
1973	18-18	16-20	34-38	—	—	—	25-20	20-25	45-45
1974	13-23	14-22	27-45	—	—	—	23-22	18-27	41-49
1975	17-19	18-17	35-36	—	—	—	18-27	19-26	37-53
1976	17-19	14-22	31-41	—	—	—	21-24	24-21	45-45
1977	17-19	17-19	34-38	—	—	—	22-23	18-27	40-50
1978	20-16	15-21	35-37	—	—	—	30-15	22-23	52-38
1979	25-17	16-26	41-43	—	—	—	24-16	23-16	47-31
1980	9-33	16-24	25-57	—	—	—	21-18	19-20	40-38
1981	19-13	13-14	32-27	—	—	—	7-15	12-17	19-32
1982	23-19	21-21	44-40	—	—	—	29-10	20-19	49-29
1983	20-22	16-24	38-46	—	—	—	15-24	17-22	32-46
1984	19-23	23-19	42-42	—	—	—	18-21	21-18	39-39
1985	28-14	17-25	45-39	—	—	—	21-16	24-17	45-33
1986	23-20	21-20	44-40	—	—	—	27-12	21-18	48-30
1987	20-22	16-26	36-48	—	—	—	18-21	21-18	39-39
1988	19-23	20-22	39-45	—	—	—	16-23	20-16	36-42
1989	20-12	20-22	50-34	—	—	—	22-17	19-20	41-37
1990	23-19	19-23	42-42	—	—	—	19-20	19-20	38-40
1991	23-19	21-21	44-40	—	—	—	17-22	20-19	37-41
1992	24-18	14-28	38-46	—	—	—	17-22	17-22	34-44
1993	24-18	12-30	36-48	—	—	—	20-19	15-24	35-43
1994	8-18	11-13	19-31	9-13	8-7	17-20	6-9	5-8	11-17
1995	13-15	15-14	28-29	13-11	18-7	31-18	13-7	6-13	19-20
1996	19-12	11-19	30-31	16-15	9-21	25-36	8-11	7-13	15-24
1997	16-12	9-18	25-30	17-11	13-14	30-25	12-5	13-5	25-11
1998	13-15	14-13	27-28	13-14	16-12	29-26	10-8	9-9	19-17
1999	11-15	9-21	20-36	13-15	11-13	24-28	11-7	9-9	20-16
2000	17-13	11-14	28-27	13-10	12-16	25-26	9-10	8-11	17-21
2001	10-9	14-8	24-17	15-9	9-12	24-21	9-20	8-21	17-41
2002	15-7	13-5	28-13	15-8	15-9	30-15	18-11	12-17	30-28
2003	7-14	8-16	15-30	17-6	9-9	26-15	15-14	10-19	25-33
TOTALS	644-605	539-698	1183-1303	141-110	120-110	261-215	622-598	576-648	1188-1246

- ** 1997 Interleague Play vs. NL West: 4-12 (0-4 vs. LA, 1-3 vs. SF, 2-2 vs. SD, 1-3 vs. COL)
- ** 1998 Interleague Play vs. NL West: 10-6 (3-1 vs. LA, 1-2 vs. SF, 1-2 vs. SD, 3-0 vs. COL, 2-1 vs. ARI)
- ** 1999 Interleague Play vs. NL West: 6-12 (2-4 vs. LA, 1-2 vs. SF, 0-3 vs. SD, 2-1 vs. COL, 1-2 vs. ARI)
- ** 2000 Interleague Play vs. NL West: 12-6 (4-2 vs. LA, 2-1 vs. SF, 2-1 vs. SD, 3-0 vs. COL, 1-2 vs. ARI)
- ** 2001 Interleague Play vs. NL West: 10-8 (4-2 vs. LA, 0-3 vs. SF, 2-1 vs. SD, 3-0 vs. COL, 1-2 vs. ARI)
- ** 2002 Interleague Play vs. NL West/Central: 11-7 (3-3 vs. LA, 2-1 vs. CIN, 3-0 vs. MIL, 2-1 vs. PIT, 1-2 vs. STL)
- ** 2003 Interleague Play vs. NL West/East: 11-7 (4-2 vs. LA, 2-1 vs. FLA, 2-1 vs. MON, 1-2 vs. NYM, 2-1 vs. PHI)



Series Sweeps

3-Game

4-Game

Team	TOT.	W/L	H/R	LAST TIME	TOT.	W/L	H/R	LAST TIME
BALTIMORE	TOT.	W/L	H/R	LAST TIME	TOT.	W/L	H/R	LAST TIME
	7	W	H	Aug. 30-Sept. 1, 2002	0	W	H	—
	10	W	H	Sept. 17-19, 1999	0	L	H	—
	1	W	R	Sept. 6-8, 2002	0	W	R	—
BOSTON	TOT.	W/L	H/R	LAST TIME	TOT.	W/L	H/R	LAST TIME
	9	L	R	July 23-25, 1999	2	W	R	July 17-20, 2003
	11	W	H	April 6-8, 1998	0	W	H	—
	10	L	H	July 31-Aug. 2, 1998	1	L	H	June 12-15, 1980
CHICAGO	TOT.	W/L	H/R	LAST TIME	TOT.	W/L	H/R	LAST TIME
	2	W	R	July 31-Aug. 2, 2001	1	W	R	May 18-20, 1962
	13	L	R	Aug. 5-7, 2003	1	L	R	Aug. 19-20, 1967
	7	L	H	April 7-9, 1992	1	L	H	Sept. 28-Oct 1, 1970
CLEVELAND	TOT.	W/L	H/R	LAST TIME	TOT.	W/L	H/R	LAST TIME
	11	W	H	May 6-8, 2003	2	W	H	Sept. 22-25, 1983
	9	L	H	Aug. 9-11, 1999	0	L	H	July 28-31, 1968
	3	W	R	April 30-May 2, 2002	2	W	R	Sept. 6-11, 1983
COLORADO	TOT.	W/L	H/R	LAST TIME	TOT.	W/L	H/R	LAST TIME
	2	W	H	July 7-9, 2000	0	W	H	—
	0	L	H	—	0	L	H	—
	1	W	R	July 6-8, 2001	0	W	R	—
DETROIT	TOT.	W/L	H/R	LAST TIME	TOT.	W/L	H/R	LAST TIME
	7	W	H	Aug. 15-17, 2003	3	W	H	April 19-22, 1996
	8	L	H	Aug. 16-18, 1993	0	L	H	—
	3	W	R	June 16-18, 1989	1	W	R	July 13-16, 1995
KANSAS CITY	TOT.	W/L	H/R	LAST TIME	TOT.	W/L	H/R	LAST TIME
	7	W	H	May 20-22, 2002	0	W	H	—
	7	L	H	Sept. 15-17, 1995	3	L	H	May 6-9, 1996
	6	W	R	June 10-12, 1996	0	W	R	—
LOS ANGELES	TOT.	W/L	H/R	LAST TIME	TOT.	W/L	H/R	LAST TIME
	1	W	H	June 27-29, 2003	0	W	H	—
	0	L	H	—	0	L	H	—
	0	W	R	—	0	W	R	—
MILWAUKEE	TOT.	W/L	H/R	LAST TIME	TOT.	W/L	H/R	LAST TIME
	9	W	H	May 16-18, 1997	0	W	H	—
	4	L	H	Sept. 19-21, 1988	0	L	H	—
	3	W	R	June 21-23, 2002	1	W	R	July 27-30, 1996
MINNESOTA	TOT.	W/L	H/R	LAST TIME	TOT.	W/L	H/R	LAST TIME
	11	W	H	July 11-13, 2003	0	W	H	—
	6	L	H	Aug. 6-8, 1995	1	W	R	Sept. 22-25, 1980
	9	W	R	May 23-25, 2000	0	L	R	July 17-19, 1964
NEW YORK (AL)	TOT.	W/L	H/R	LAST TIME	TOT.	W/L	H/R	LAST TIME
	7	W	H	May 23-25, 1995	0	W	H	—
	4	W	R	May 11-13, 1999	0	W	R	—
	6	L	R	Aug. 29-31, 1995	5	L	R	July 21-24, 1994
OAKLAND	TOT.	W/L	H/R	LAST TIME	TOT.	W/L	H/R	LAST TIME
	8	W	H	April 11-13, 2003	4	W	H	June 19-22, 1997
	6	L	H	July 3-5, 1998	3	L	H	Oct. 4-7, 2001
	5	W	R	April 30-May 2, 1996	1	W	R	July 10-13, 1997
SAN DIEGO	TOT.	W/L	H/R	LAST TIME	TOT.	W/L	H/R	LAST TIME
	0	W	H	—	0	W	H	—
	1	L	H	July 18-20, 1999	0	L	H	—
	0	W	R	—	0	W	R	—
SAN FRANCISCO	TOT.	W/L	H/R	LAST TIME	TOT.	W/L	H/R	LAST TIME
	9	W	H	—	0	W	H	—
	0	L	H	—	0	L	H	—
	1	L	R	June 12-14, 2001	0	L	R	—
SEATTLE	TOT.	W/L	H/R	LAST TIME	TOT.	W/L	H/R	LAST TIME
	4	W	H	July 19-21, 2002	1	W	H	Aug. 7-10, 1986
	4	L	H	June 29-July 1, 2001	1	L	H	April 8-11, 2002
	0	L	R	April 9-11, 1991	1	W	R	Apr. 25-26, 1985
TAMPA BAY	TOT.	W/L	H/R	LAST TIME	TOT.	W/L	H/R	LAST TIME
	2	W	H	July 5-7, 2002	0	W	H	—
	0	L	H	—	0	L	H	—
	2	W	R	Sept. 3-5, 2002	0	W	R	—
TEXAS	TOT.	W/L	H/R	LAST TIME	TOT.	W/L	H/R	LAST TIME
	12	W	H	Sept. 13-15, 2002	0	W	H	—
	3	L	H	June 28-30, 1999	0	L	H	—
	6	W	R	Sept. 19-21, 1997	0	W	R	—
TORONTO	TOT.	W/L	H/R	LAST TIME	TOT.	W/L	H/R	LAST TIME
	4	W	H	April 26-28, 2002	0	W	H	—
	2	L	H	May 31-June 2, 1993	0	L	H	—
	4	W	R	May 4-6, 1989	0	W	R	—
8	L	R	May 2-4, 2003	2	L	R	July 3-6, 1992	

Marathons In Angels History



(14 innings-or-more)

DATE	OPPONENT	H/A	INNINGS	SCORE	WINNER	LOSER
4/13/82	Seattle	H	20	4-3	Sanchez	Nelson
7/ 9/71	Oakland	A	20	0-1	Knowles	Queen
9/21/89	Cleveland	A	17	4-5	Bailes	Monteleone
9/10/88	Texas	A	17	2-3	VandeBerg	Cook
5/31/66	Cleveland	H	17	5-7	Hargan	Chance
7/ 6/90	Milwaukee	A	16	9-8	Minton	Edens
7/22/89	Detroit	H	16	5-4	Petry	Hudson
7/ 7/86	Milwaukee	A	16	3-1	Forster	Plesac
4/ 8/82	Oakland	A	16	8-6	Sanchez	Jones
7/24/78	Cleveland	A	16	5-4	Griffin	Kern
9/22/75	Chicago	H	16	3-0	Kirkwood	Gossage
7/ 8/72	Boston	H	16	4-3	Barber	Lee
8/ 1/71	Detroit	A	16	3-4	Niekro	Allen
5/11/70	Boston	H	16	2-1	LaRoche	Brett
4/24/64	Cleveland	H	16	2-5	McMahon	Fowler
8/ 3/63	Chicago	H	16	6-5	Foytack	Fisher
9/ 7/97	Detroit	A	15	5-4	Hasegawa	Dishman
9/27/96	Texas	A	15	4-3	Harris	Whiteside
9/ 2/92	Cleveland	H	15	3-2	Lewis	Lilliquist
9/13/86	Chicago	A	15	3-2	Lucas	Dawley
6/ 4/85	Baltimore	A	15	6-5	Citburn	Dixon
4/30/85	Boston	H	15	3-2	Citburn	Ojeda
6/12/83	Toronto	H	15	5-6	Clarke	C. Brown
8/ 7/80	Minnesota	H	15	4-2	Hassler	Williams
8/27/76	New York	H	15	0-5	Jackson	Monge
7/28/76	Kansas City	H	15	2-3	Gura	Kirkwood
8/19/75	Milwaukee	H	15	5-4	Scott	Austin
6/14/74	Boston	H	15	4-3	Raziano	Tiant
6/14/71	Boston	H	15	3-4	Lyle	Fisher
8/21/68	Baltimore	H	15	3-4	Brabender	Pattin
6/ 6/64	New York	H	15	0-2	Stafford	Smith
4/24/63	Detroit	A	15	3-4	Anderson	Grba
4/13/63	Chicago	H	15	1-0	Navarro	Peters
6/ 5/03	Montreal	R	14	7-8	Eischen	Callaway
4/27/03	Boston	H	14	4-6	Mendoza	Callaway
4/28/02	Toronto	H	14	8-5	Lukasiewicz	Borbon
6/13/97	San Diego	A	14	7-8	Bochtler	Hasegawa
5/ 8/96	Kansas City	H	14	1-3	Pichardo	Eichhorn
7/11/93	New York	H	14	3-2	Linton	Monteleone
5/24/93	Seattle	A	14	3-4	Henry	Crim
8/ 9/92	Chicago	H	14	8-12	Pall	Bailes
9/10/89	Boston	H	14	2-1	McClure	Lamp
6/21/89	Toronto	H	14	1-6	Minton	Henke
9/10/86	Cleveland	A	14	7-6	Finley	Yett
6/28/85	Kansas City	A	14	4-5	Ouisenberry	Corbett
6/26/84	Texas	A	14	3-2	Kison	Jones
9/14/83	Kansas City	H	14	0-1	Armstrong	Steirer
8/24/83	Milwaukee	A	14	0-1	Staton	Hassler
7/12/83	Detroit	A	14	4-5	Bailey	Witt
7/13/80	Oakland	H	14	5-4	Montague	Hamilton
8/10/79	Seattle	H	14	6-8	Stein	LaRoche
8/20/78	Baltimore	H	14	1-0	Griffin	Stanhouse
10/2/76	Oakland	A	14	8-9	Fingers	Verhoeven
9/13/76	Texas	A	14	6-2	Drago	Bacsik
5/30/76	Kansas City	H	14	2-3	Mingori	Drago
8/ 6/70	Minnesota	A	14	1-2	Williams	Doyle
6/11/69	Baltimore	A	14	7-5	Borbon	Richert
6/24/66	Baltimore	H	14	5-4	Sanford	Fisher
6/11/66	Kansas City	H	14	4-3	Sanford	Krausse
4/12/66	Chicago	A	14	2-3	Pizarro	Brunet
9/15/65	Chicago	H	14	2-1	Sukla	Fisher
9/ 6/63	Kansas City	H	14	4-3	Osinski	Bowsfield
9/ 9/62	Baltimore	A	14	3-4	Wilhelm	Navarro
7/23/62	Baltimore	H	14	6-5	Chance	Hall
6/25/61	Baltimore	H	14	8-9	Hall	Klin



Angels In Extra Innings

Overall Record: 322-308 Home Record: 172-167 Road Record: 150-141

YEAR	HOME	ROAD	TOTAL	YEAR	HOME	ROAD	TOTAL
1961	2-5	3-4	5-9	1983	3-9	5-5	8-14
1962	6-5	4-4	10-9	1984	4-5	6-5	10-10
1963	5-3	6-4	11-7	1985	7-1	4-2	11-3
1964	2-4	8-1	10-5	1986	4-1	3-4	7-5
1965	5-3	2-4	7-7	1987	7-5	2-8	9-13
1966	6-6	3-2	9-8	1988	3-6	7-2	10-8
1967	3-2	2-5	5-7	1989	4-3	4-2	8-5
1968	5-4	4-0	9-4	1990	6-2	4-3	10-5
1969	4-5	3-1	7-6	1991	2-7	0-2	2-9
1970	6-4	3-3	9-7	1992	4-3	4-5	8-8
1971	2-4	7-6	9-10	1993	4-3	0-5	4-8
1972	8-2	1-1	9-3	1994	2-6	2-1	4-7
1973	4-7	7-4	11-11	1995	2-4	4-1	6-5
1974	2-3	1-3	3-6	1996	4-2	4-5	8-7
1975	4-7	3-3	7-10	1997	4-3	1-5	5-8
1976	6-7	7-5	13-12	1998	2-3	4-3	6-6
1977	3-3	5-3	8-6	1999	3-4	1-4	4-8
1978	5-3	5-2	10-5	2000	2-2	7-5	9-7
1979	2-3	2-1	4-4	2001	4-5	3-3	7-8
1980	4-6	2-4	6-10	2002	7-3	3-2	10-5
1981	3-0	1-4	4-4	2003	1-2	1-2	2-4
1982	6-2	2-3	8-5				

Angels Longest Winning Streaks

#G	Year	Opponents	Dates		
11	1964	(Wash. 5, Cle. 3, K.C. 3)	June 16	—	June 26
10	1979	(Min. 5, Oak. 5)	April 11	—	April 21
10	1997	(Sea. 2, Oak. 4, Tex. 2, Det. 2)	July 5	—	July 17
10	2002	(T.B. 1, Bal. 3, T.B. 3, Bal. 3)	Aug. 29	—	Sept. 28
9	1998	(Min. 1, K.C. 2, Sea. 2, Col. 3, Ari. 1)	May 31	—	June 9
8	1987	(K.C. 1, Tex. 3, Chi. 3, Cle. 1)	June 21	—	June 29
8	1995	(Cle. 2, Mil. 4, Sea. 2)	July 25	—	Aug. 2
8	2002	(Sea. 1, Tor. 3, Cle. 3, Tor. 1)	April 24	—	May 3
8	2002	(Det. 2, Chi. 3, Det. 2, Chi. 1)	May 8	—	May 17
7	1961	(Chi. 1, K.C. 3, Min. 2, Det. 1)	July 2	—	July 7
7	1966	(Chi. 2, Min. 3, K.C. 2)	June 13	—	June 18
7	1967	(Chi. 2, Min. 4, Bos. 1)	July 17	—	July 25
7	1971	(Chi. 2, K.C. 2, Min. 3)	April 12	—	April 18
7	1982	(Sea. 4, Min. 3)	April 13	—	April 19
7	1983	(Cle. 4, N.Y. 3)	May 22	—	May 29
7	1986	(Bal. 1, N.Y. 2, Det. 4)	Aug. 24	—	Aug. 31
7	1988	(Tor. 1, Cle. 4, Det. 2)	July 6	—	July 15
7	1988	(Oak. 1, Chi. 4, Sea. 2)	July 27	—	Aug. 2
7	1989	(Tor. 1, Det. 4, Oak. 2)	July 18	—	July 25
7	1990	(Cle. 2, Tor. 2, Mil. 3)	May 21	—	May 27
7	1995	(Min. 1, Chi. 3, N.Y. 3)	May 18	—	May 25
7	1996	(Tor. 2, Det. 4, Mil. 1)	April 17	—	April 24
7	1996	(Cle. 1, K.C. 3, Tor. 3)	June 9	—	June 15
7	1997	(Chi. 2, Bal. 2, Mil. 3)	June 12	—	June 18

Angels Longest Losing Streaks

#G	Year	Opponents	Dates		
13	1988-89	(Mil. 5, Min. 7, Tex. 1)	Sept. 19	—	April 4
11	1974	(Tex. 1, Oak. 4, Cle. 3, Bal. 3)	June 30	—	July 10
11	1992	(Sea. 1, Min. 3, Tor. 4, Cle. 2, Det. 1)	June 28	—	July 9
11	1999	(L.A. 2, S.D. 3, Tex. 2, Bal. 3, T.B. 1)	July 16	—	July 26
10	1963	(Det. 1, Bal. 3, Wash. 4, N.Y. 2)	June 30	—	July 12
10	1969	(N.Y. 4, Bos. 3, Det. 3)	May 16	—	May 25
10	1993	(Cle. 2, Bos. 3, N.Y. 4, Oak. 1)	July 17	—	July 26
9	1961	(N.Y. 3, Chi. 5, K.C. 1)	June 11	—	June 16
9	1987	(N.Y. 4, Bal. 2, Tor. 3)	May 22	—	May 31
9	1995	(Bal. 3, N.Y. 3, Bos. 3)	Aug. 25	—	Sept. 3
9	1995	(Chi. 1, K.C. 3, Oak. 3, Tex. 2)	Sept. 13	—	Sept. 23
9	1999	(Tor. 2, Bos. 3, Cle. 4)	Aug. 24	—	Sept. 2
8	1961	(Chi. 2, Det. 5, Wash. 1)	April 15	—	April 27
8	1982	(Tex. 2, K.C. 3, Bal. 2, Cle. 1)	June 30	—	July 7
8	1994	(N.Y. 4, Oak. 2, Tex. 2)	July 21	—	July 29

Angels Stealing Home



- 1963 — Albie Pearson vs. Detroit (July 20, at Dodger Stadium)
- 1964 — Ed Kirkpatrick at Kansas City (May 5)
- 1965 — Jose Cardenal vs. Kansas City (May 9, at Dodger Stadium)
Jose Cardenal at Boston (June 1)
Jose Cardenal at Boston (July 25)
- 1966 — Jim Fregosi vs. Washington (Sept. 3)
Paul Schaal vs. Washington (Sept. 3)
- 1967 — Jose Cardenal vs. Minnesota (July 23)
- 1972 — Mickey Rivers at Oakland (May 22)
- 1974 — Dave Chalk vs. Kansas City (May 12)
Lee Stanton vs. Minnesota (July 28, 2nd game)
Bruce Bochte at Chicago (Sept. 15)
John Doherty at Minnesota (Sept. 20)
Morris Nettles at Kansas City (Sept. 25)
Denny Doyle vs. Oakland (Oct. 1)

- 1976 — Dave Collins vs. Detroit (Aug. 30)
- 1977 — Bobby Bonds at Toronto (Aug. 15)
- 1979 — Bob Clark at Toronto (Aug. 24)
- 1981 — Rod Carew at Seattle (April 12)
- 1985 — Gary Pettis at Seattle (April 28)
Gary Pettis vs. Texas (June 11)
- 1989 — Devon White vs. Boston (Sept. 9)★
- 1992 — Luis Polonia at Seattle (June 26)
Luis Polonia at New York (Aug. 21)
- 1994 — Chris Turner at Boston (July 5)
- 1995 — Rex Hudler vs. Detroit (July 21)
- 1997 — Tony Phillips at Seattle (June 28)

★ Stole for cycle

Angels Home Rainouts

Dodger Stadium

- 1— April 14, 1963, vs. Chicago (Easter Sunday)
- 2— September 17, 1963, vs. Baltimore (Tuesday Night)
- 3— April 12, 1965, vs. Cleveland (Monday –Opening Night)
- 4— September 18, 1965, vs. Baltimore (Saturday –Day)
- 5— September 19, 1965, vs. Baltimore (Sunday)

Anaheim Stadium

- 6— April 4, 1967, vs. Chicago Cubs (Pre-Season –Tuesday Night)
- 7— April 8, 1975, vs. Kansas City (Tuesday Night)
- 8— September 5, 1978, vs. Texas (Tuesday Night)
- 9— April 19, 1981, vs. Minnesota (Easter Sunday)
- 10— April 19, 1983, vs. Oakland (Tuesday Night)
- 11— April 20, 1983, vs. Oakland (Wednesday Night)
- 12— April 28, 1983, vs. Detroit (Thursday Night)
- 13— September 24, 1986, vs. Cleveland (Wednesday Night)
- 14— April 14, 1988, vs. Chicago (Thursday Day)
- 15— June 16, 1995, vs. Chicago (Friday Night)

Also had power blackout April 21, 1977, vs Chicago (Thursday Night)



Devon White

Angels at the All-Star Break

YEAR	W-L	POS	GB	YEAR	W-L	POS	GB
1961	35-51	T8th	-20 1/2	1983	42-36	2nd	- 2
1962	45-37	3rd	- 2 1/2	1984	44-42	3rd	- 1
1963	41-46	7th	-12	1985	52-35	1st	+ 6
1964	37-44	7th	-13 1/2	1986	48-39	1st	+ 1 1/2
1965	41-44	6th	-13 1/2	1987	46-43	4th	- 3
1966	46-39	4th	-11	1988	41-46	T4th	-12 1/2
1967	45-40	4th	- 4 1/2	1989	52-33	1st	+ 1 1/2
1968	39-43	6th	-15 1/2	1990	41-43	4th	-11
1969	36-58	6th	- 22	1991	44-37	3rd	- 2
1970	51-35	2nd	- 5	1992	35-52	7th	-18
1971	42-50	4th	-16 1/2	1993	43-43	T4th	-2
1972★	40-52	5th	-16 1/2	1994★	38-51	3rd	-5
1973	48-48	T4th	- 7	1995★	39-30	T1st	—
1974	39-59	6th	-17	1996	43-45	T3rd	-8 1/2
1975	40-51	6th	-17	1997	44-42	2nd	-4 1/2
1976	35-52	6th	-18 1/2	1998	49-37	1st	+1 1/2
1977	42-46	5th	-11	1999	41-45	4th	-6 1/2
1978	46-40	1st	+ 1	2000	47-41	3rd	-5
1979	55-38	1st	+ 2	2001	42-45	3rd	-21
1980	29-48	7th	-16 1/2	2002	51-35	2nd	-3
1981★	31-29	4th	- 6	2003	49-43	3rd	-8 1/2
1982	49-37	1st	+ 1				

★Players strikes from April 5 - 14, 1972, June 12 - July 31, 1981, Aug. 12, 1994 through remainder of season and April 2 - 24, 1995.



The Last Time...

- NO-HITTER by ANGELS** - Mark Langston & Mike Witt, April 11, 1990 vs. Seattle (1-0 score)
- NO-HITTER vs. ANGELS** - Eric Milton, September 11, 1999 at Minnesota (7-0 score)
- ONE-HITTER by ANGELS** - Chuck Finley, May 26, 1989 at Boston (5-0 score)
- ONE-HITTER vs. ANGELS** - Steve Trachsel, June 15, 2003 vs. New York Mets (8-0 score)
- 10-OR-MORE STRIKEOUTS, GAME by ANGELS** - Scot Shields (9), Francisco Rodriguez (1), Sept. 23, 2003 vs. Seattle
- 10-OR-MORE STRIKEOUTS, GAME vs. ANGELS** - Esteban Loaiza (9), Damaso Marte (5), Aug. 19, 2003 at Chicago
- SHUTOUT by ANGELS** - John Lackey (9 IP), Sept. 24, 2003 vs. Seattle (4-0 score)
- SHUTOUT vs. ANGELS** - Ted Lilly (5.1 IP), Chad Bradford (1.1 IP), John Halama (.1 IP), Jim Mecir (1 IP), Keith Foulke (1 IP), Sept. 10, 2003 at Oakland (3-0 score)
- CONSECUTIVE SHUTOUTS by ANGELS** - Jarrod Washburn (8 IP), Troy Percival (1 IP), Aug. 11, 2002 at Toronto (1-0 score); Kevin Appier (6.2 IP), Al Levine (1.1 IP), Scot Shields (1 IP), Aug. 12, 2002 vs. Detroit (7-0 score)
- CONSECUTIVE SHUTOUTS vs. ANGELS** - Freddy Garcia (9.0 IP), September 18, 2001 at Seattle (4-0 score); Jamie Moyer (6.0 IP), Jose Paniagua (0.1 IP), Arthur Rhodes (0.2 IP), Jeff Nelson (1.0 IP), Kazuhiro Sasaki (1.0 IP), September 19, 2001 at Seattle (5-0 score)
- CONSECUTIVE SHUTOUTS, INDIVIDUAL, by ANGELS** - Mark Langston, June 12, 1992 vs. Kansas City (5-0 score) & June 17, 1992 vs. Texas (3-0 score)
- CONSECUTIVE COMPLETE GAMES by ANGELS** - Russ Springer, July 17, 1993 at Cleveland (3-0 loss); Mark Langston, July 18, 1993 at Cleveland (2-1 loss)
- CONSECUTIVE COMPLETE GAMES vs. ANGELS** - Mike Mussina, September 10, 2000 vs. Baltimore (3-1 Angels' win); Sidney Ponson, September 11, 2000 vs. Baltimore (3-1 Angels' loss)
- CONSECUTIVE COMPLETE GAME VICTORIES by ANGELS** - Chuck Finley, April 22, 1993 vs. Cleveland (8-0 score) & Mark Langston, April 23, 1993 vs. Boston (4-1 score)
- CONSECUTIVE COMPLETE GAME DEFEATS vs. ANGELS** - Albie Lopez, June 14, 2000 at Tampa Bay (3-2 loss) & Steve Trachsel, June 15, 2000 at Tampa Bay (2-1 loss)
- 1-0 GAME, VICTORY** - July 4, 2003 at Oakland (Aaron Sele defeats Mark Mulder)
- 1-0 GAME, DEFEAT** - April 23, 2002 at Seattle (Ryan Franklin defeats Ramon Ortiz)
- LAST ANGELS PITCHER TO BAT** - Kevin Appier, June 22, 2003 at Los Angeles (0/3, 3 SO)
- LAST ANGELS PLAYER TO PITCH** - Chili Davis, June 17, 1993 vs. Texas (2 IP, 1 HB)
- TRIPLE PLAY by ANGELS** - July 5, 1997 vs. Seattle
- TRIPLE PLAY vs. ANGELS** - August 25, 1992 at Baltimore
- INSIDE-THE-PARK HOME RUN by ANGELS** - Darin Erstad, May 24, 1997 at Toronto (3rd inn., off Woody Williams)
- INSIDE-THE-PARK HOME RUN vs. ANGELS** - Randy Winn, Sept. 22 vs. Seattle (5th inning off Jarrod Washburn)
- PINCH HIT HOME RUN by ANGELS** - Adam Kennedy, July 25, 2003 vs. Oakland (9th inning, solo off Keith Foulke)
- PINCH-HIT HOME RUN vs. ANGELS** - Billy McMillon, Sept. 11, 2003 at Oakland (8th inn., 3-run off Greg Jones)
- GRAND SLAM by ANGELS** - Scott Spiezo, Sept. 1, 2003 at Minnesota (3rd inning off Kenny Rogers)
- GRAND SLAM vs. ANGELS** - Hank Bialock, Sept. 20, 2003 at Texas (2nd inning off Aaron Sele)
- PINCH-HIT GRAND SLAM by ANGELS** - Joe Rudi, June 27, 1978 vs. Kansas City (7th inning, off Steve Mingori)
- PINCH-HIT GRAND SLAM vs. ANGELS** - Hubie Brooks, June 13, 1994 at Kansas City (8th inning off Bob Patterson)
- TWO HOME RUN GAME by ANGELS** - Garret Anderson, July 10, 2003 vs. Kansas City
- TWO HOME RUN GAME vs. ANGELS** - Alex Rodriguez, Sept. 20, 2003 at Texas
- THREE-HOME RUN GAME by ANGELS** - Garret Anderson, June 4, 2003 at Montreal (Puerto Rico)
- THREE-HOME RUN GAME vs. ANGELS** - Albert Belle, July 25, 1999 at Baltimore
- BACK-TO-BACK HOME RUNS by ANGELS** - Garret Anderson & Troy Glaus, June 4, 2003 at Montreal - Puerto Rico (5th inning)
- BACK-TO-BACK HOME RUNS vs. ANGELS** - Ramon Hernandez & Jermaine Dye, Sept. 9, 2003 at Oakland (4th inning)
- BACK-TO-BACK-TO-BACK HOME RUNS by ANGELS** - Troy Glaus, Darin Erstad & Garret Anderson, July 26, 2001 vs. Tampa Bay (1st inning)
- BACK-TO-BACK-TO-BACK HOME RUNS vs. ANGELS** - Craig Grebeck, Raul Mondesi & Carlos Delgado, April 18, 2000 at Toronto (6th inn.)
- THREE HOME RUNS, ONE INNING, by ANGELS** - Jeff DaVanon, Tim Salmon & Troy Glaus, June 3, 2003 at Montreal - Puerto Rico (1st inning)
- THREE HOME RUNS, ONE INNING, vs. ANGELS** - Eric Chavez, Jermaine Dye & Ray Durham, Sept. 18, 2002 at Oakland (4th Inning)
- FIVE-HIT GAME by ANGELS** - Eric Owens, Aug. 23, 2003 at Detroit
- FIVE-HIT GAME vs. ANGELS** - Manny Ramirez, Aug. 26, 2002 at Boston
- FIVE-RBI GAME by ANGELS** - Shawn Wooten, Aug. 29, 2003 at Kansas City
- FIVE-RBI GAME vs. ANGELS** - Craig Monroe (6), Aug. 23, 2003 at Detroit
- THREE STEALS, INDIVIDUAL, by ANGELS** - Rickey Henderson, September 7, 1997 at Detroit
- THREE STEALS, INDIVIDUAL, vs. ANGELS** - Delino DeShields, May 17, 2000 vs. Baltimore
- BATTING FOR THE CYCLE by ANGELS** - Dave Winfield, June 24, 1991 at Kansas City
- STEAL OF HOME by ANGELS** - Tony Phillips, June 28, 1997 at Seattle
- TWO HITS SAME INNING, INDIVIDUAL, by ANGELS** - Alfredo Amezaga, Sept. 21, 2003 at Texas (7th inning)

Angel Stadium Of Anaheim



ANGEL STADIUM ANAHEIM

The club renamed its ballpark **Angel Stadium of Anaheim** prior to the 2004 season, following a decision by Edison International to exercise its option to exit its 1998 naming rights agreement.

Renovations to Anaheim Stadium began Oct. 1, 1996, reverting the 30-year old structure back to a baseball-only facility and renamed Edison International Field. The total cost for the stadium renovation was estimated at \$100 million and the project was completed in time for the Angels Opening Day, April 1, 1998.

Anaheim Stadium had been the home of the Angels since their move from Los Angeles following the 1965 season. The stadium opened April 9, 1966, as the California Angels hosted the San Francisco Giants in an exhibition game. The franchise's first American League game was April 19, 1966 vs. the Chicago White Sox. The Los Angeles Angels played at Wrigley Field in 1961 and Chavez Ravine from 1962-65.

The original Anaheim Stadium seated 43,204 (later 43,250). The stadium underwent construction in 1979-80 for additional seating to accommodate the Los Angeles Rams of the NFL. Upon completion in 1981, the stadium seated 65,158 (later 64,593) for baseball. The Rams left Anaheim for St. Louis, MO in 1995. Angel Stadium of Anaheim has a seating capacity of approximately 45,030 for Angels regular season games.

Facts & Figures – Angel Stadium

Location Site: 2000 Gene Autry Way, Anaheim, CA (off State College Blvd., between Orangewood Blvd. & Katella Ave., west of 57 freeway)

Design: Three-level structure

Seating Capacity: 45,030

Parking Capacity: Approximately 15,000 automobiles

Construction: Started Aug. 31, 1964. Completed April 8, 1966.

Renovations: Started Oct. 1, 1996. Completed March 27, 1998

First Event: Anaheim Angels/Los Angeles Dodgers exhibition baseball game, March 27, 1998

Stadium Area: 140 acres

Foul Lines: 330 feet

Left Field: 365 feet

Left Field Power Alley: 387 feet

Center Field: 400 feet

Right Field Power Alley: 370 feet*

Right Field: 365 feet*

Outfield Fence Height: Left field to right-center: 8 feet
Right-center to right field: 18 feet

*Right Field and Right Field Power Alley fence raised from 8' to 18' in 1998.



Angel Stadium Of Anaheim



Other unique features of Angel Stadium include terraced bullpens in the outfield, widened concourses, new restroom and concession areas, a spacious and modernized press box and broadcast booths, family-oriented seating sections, state-of-the-art club-level and dugout-level suites, the Pepsi Perfect Game Pavilion (a youth-oriented interactive game area) and landscaped courtyards (with statues in remembrance of Gene Autry and Michelle Carew).

In addition, Angel Stadium includes three full-service restaurants: The Knothole Club (a sports bar located at the club level down the right field line); The Diamond Club (an upscale restaurant with outdoor seating on the field level behind home plate); and the Home Plate Club (an indoor restaurant on the club level overlooking the main entrance to the ballpark).

The following organizations were involved in implementing the transition of Anaheim Stadium into Angel Stadium: **Walt Disney Imagineering**, which served as the manager of the design and construction; **HOK Sports Facilities Group** and **Robert A.M. Stern Architects**, which were responsible for the architectural planning, design and renovation; and **Turner Construction**, which directed and provided construction services.

Angel Stadium Policies

In order to provide a safe and enjoyable atmosphere for our guests, the following will be enforced at all Angels baseball games:

Inside Angel Stadium:

- Guests are prohibited from bringing any alcoholic beverages into the ballpark.
- Guests are prohibited from carrying cans, bottles, thermoses, ice chests, glass containers, or any other container or object that is deemed to be unsafe, hazardous, or posing a threat of injury to guests, participants, officials, or individuals employed at the ballpark.
- Guests are prohibited from bringing bulk quantities of food into the ballpark, as determined by Angel staff in its sole discretion.
- Guests are prohibited from selling food or beverages of any kind.
- Guests are prohibited from preparing food or beverages of any kind where such preparation necessitates the use of an object or practice deemed to be unsafe, hazardous, or posing a threat of injury to guests, participants, officials, or individuals employed at the ballpark.

Outside Angel Stadium:

- Guests are prohibited from selling food or beverages of any kind.
- Guests are prohibited from preparing food or beverages of any kind where such preparation necessitates the use of an object or practice deemed to be unsafe, hazardous, or posing a threat of injury to guests, participants, officials, or individuals employed at the ballpark.
- Tailgating is only permitted within the designated areas (as depicted by orange lines).
- On-site catering is prohibited.
- Only approved gas/propane barbeques units with fuel valve turn-off may be used. AMC 11.04.095
- No vehicle may occupy more than one parking space. AMC 14.32.140
- Consumption of alcohol is strictly prohibited.

Anaheim Stadium - A Look Back



Anaheim Stadium was home to the Angels for 32 years, beginning with an April 9, 1966, exhibition contest vs. the San Francisco Giants and concluding with the final game of the 1997 season, a 4-0 loss to the Texas Rangers, Sept. 28.

After an Aug. 31, 1964 groundbreaking ceremony, Anaheim Stadium was completed in 1966 at a cost of \$24 million. The facility's centerpiece was a giant A-frame scoreboard standing 230 feet high and was the source of the stadium's nickname, "The Big A."

With a seating capacity of 43,250, Anaheim Stadium was built with "Convenience, Comfort and Courtesy" in mind. Narrow foul territory areas and quickly-rising decks gave fans an up-close view of the action. Gradually-inclined ramps, escalators, wide aisles and helpful ushers as well as three surrounding freeways, 26 entrance lanes and 28 exit lanes added to the Big A's accessibility.

Anaheim Stadium underwent construction to enclose the stadium in 1979 for additional seating to accommodate the football Rams. Seating capacity was increased to 64,593 for baseball and more than 70,000 for football. A total of 108 executive style boxes were added to surround the rear of the Club Level. In addition to the Stadium Club, there were two other private dining areas designed for groups — the Stadium Pavilion and the Football Press Box.

At that time, the Big A board was preserved and moved to the edge of the parking lot adjacent to the Orange Freeway behind the right field area.

When the Rams left for St. Louis, Anaheim Stadium's primary tenant remained the Angels, who originally signed a 35-year contract (through 2001). Renovations began Oct. 1, 1996, to revert the 30-year old structure back to a baseball only facility. Total cost for the renovation was estimated at \$100 million.

April 10, 1964 — Anaheim City Council accepts letter of intent in special joint session of Council of Orange County Board of Supervisors, but Supervisors decline to join Anaheim in financing and constructing stadium. City Council unanimously votes to "Go it Alone." Contractor Del Webb pledges to complete stadium before April, 1966 and proceeds with plans, at his own risk, pending final decision of Council. Council authorizes City Manager and City Attorney to draw up lease agreement with Angels and contract for construction of stadium.

Aug. 8, 1964 — Anaheim and Angels sign 35-year lease for stadium.

Aug. 25, 1964 — Purchase of 150 acres completed. By resolution, City Council officially names stadium "Anaheim Stadium."

Aug. 26, 1964 — Anaheim and Del Webb Construction sign contract for construction of stadium to seat about 50,000 at maximum cost of \$16 million.

Aug. 31, 1964 — Groundbreaking for construction of stadium. Angels owner Gene Autry, Del Webb and Anaheim Mayor Odra Chandler shoveled soil in a clearing surrounded by orange groves and corn fields.

Aug. 26, 1965 — Structural steel construction of stadium completed.

Sept. 2, 1965 — Decision made to open with 43,204 seating capacity.

Oct. 1, 1965 — Stadium grass planted.

Oct. 15, 1965 — Last concrete poured.

Nov. 15, 1965 — Installation of seats begins.

Nov. 23, 1965 — Compaction and grading of parking lot begins.

Dec. 8, 1965 — Model of scoreboard is unveiled; Standard Oil Company to finance \$1 million, 230-foot, A-frame scoreboard structure in left field.

Dec. 29, 1965 — Placement of light towers; work on scoreboard begins.

April 9, 1966 — Anaheim Stadium opens in Angels' exhibition vs. San Francisco Giants.



Anaheim Stadium - A Look Back

1966

Anaheim Stadium, America's newest and most modern baseball facility, was designed for the fan. A three-level structure with unobstructed views from anywhere in the ballpark, the ballpark was designed to "bring the fans back to the game and the game back to the fans." Combining convenience and comfort, it was only 109 feet from the field to the top seat of the third level. The cost of Anaheim Stadium, including concession and Stadium Club equipment and scoreboard, was \$24 million. The park seated 43,204 within the grandstand. Some 20,000 seats were located between the bases. With 42-inch aisles, the field level seats were terra cotta (brick); club level, orange and the upper view level, beige. Ground level parking accommodated some 12,000 automobiles and over 200 buses. The entire stadium encompassed some 140 acres. There were four main entrances with 33 lanes of traffic rotated for quick access prior to and after the games. There were two escalators, one at first base and one a third base, 16 ramps and four elevators at Anaheim Stadium. The foul lines were 333 feet, center field was 406 feet, with left and right center, 375 feet. The outfield fence was 10 feet high. The Stadium Club accommodated some 500 people. The \$1 million "A" frame scoreboard with message board in left field towered 230 feet. High on the frame was a halo, the long-time Angels' symbol. Some 1,900 lights (with 1,500 watt bulbs) lit the stadium. Eight million pounds of structural steel went into construction, with nearly a half-million nuts and bolts. The stadium also had 35,000 cubic yards of concrete; 7,000,000 pounds of reinforced steel and some 2,100 pre-cast concrete sections totaling 7,000 cubic yards of concrete. 41 frame sections composed the roof of the stadium. The stadium itself covered 782,000 square feet. The Angels dugout and clubhouse was at third base, the visitors at first. The press box was a two-level structure, with print media on the lower level. There were seven radio-TV booths. Nobel Herzberg was the architect for Anaheim Stadium.

1981

Anaheim Stadium, nicknamed the "Big A," was completely enclosed following construction in 1979-80 to accommodate the Los Angeles Rams. Major tenants included the Angels, Rams and California Surf soccer club. The facility seated 65,158 for baseball and nearly 70,000 for football. A new video scoreboard, built by Stewart-Warner (who created the Big-A board), was installed in 1980 on the facade of the left-center field roof. The Big-A board has been preserved and moved to the edge of the parking lot adjacent to the Orange Freeway behind the right field area. A total of 106 executive style boxes were added to surround the rear of the club level. In addition to the Stadium Club, there were several private dining areas designed for groups, including the Extra-Inning Club, the Grand Slam Room, the Top of the Big-A and the Football Press Box. The Football Press Box was located on the View Level on the left field side, while the Baseball Press Box was on the Club Level behind home plate. Additionally, a new sound system and metal halide lamps were installed. New construction and improvements of facilities, including peripheral ground, were the responsibility of Cabot, Cabot and Forbes Consultants (Los Angeles). The consulting architect was Devine James Labinski Myers (Kansas City) in conjunction with Skidmore, Owings & Merrill (Los Angeles).

Facts & Figures

Location Site: 2000 Gene Autry Way, Anaheim, CA (off State College Blvd., between Orangewood Blvd. & Katella Ave, west of 57 freeway)

Design: Three-level structure

Seating Capacity: 36,658 in 1997; 64,593 to 65,158 in 1981-96; 43,204 to 43,250 in 1966-80

Parking Capacity: Approximately 15,000 automobiles

Construction: Started Aug. 31, 1964. Completed April 8, 1966.

First Event: California Angels/San Francisco Giants exhibition baseball game, April 9, 1966.

Last Event: Anaheim Angels/Texas Rangers regular season baseball game, Sept. 28, 1997.

Stadium Area: 140 acres

Foul Lines: 333 feet

Bullpens: 362 feet

Left and Right Fields: 370 feet

Center Field: 404 feet

Outfield Fence Height: 8 feet

Attendance



Anaheim finished with a home attendance club record of 3,061,094, the third highest mark in the AL and fifth highest in the major leagues...The record surpasses the 1982 mark of 2,807,360...The Angels road attendance was 2,177,087 (80 dates), eighth highest in the circuit...Home attendance marked the sixth straight season above the two million mark, 20th time in club history, while road attendance figures marked the 11th time over two million fans...The Angels drew 755,537 more fans at home and 33,150 more fans on the road compared to 2002...The Angels set attendance game highs at Los Angeles (54,631; June 22) and Oakland (55,601; July 5)...The club also set home attendance game highs against 11 opponents, a day game home record (43,766 vs. Los Angeles) and three-game series records at Edison Field (131,544; July 29-31 vs. New York - AL) and on the road (161,078; June 20-22 at Los Angeles)...Anaheim's season-high attendance at home was 43,871, July 31 vs. New York (AL)...The club enjoyed a record 25 sellouts in 2003 and own 60 in the history of the renovated ballpark...The Angels also established a new franchise record in total attendance on the season, drawing 5,238,181 (3,061,094 at home; 2,177,087 on road)...For the first time in baseball history, two teams in the same market each drew more than 3 million fans in the same season (LA - 3,138,626)...In fact, of the five teams that drew more than 3 million in 2003, four are on the West Coast (Ana, LA, SF & Sea.).

The Angels established their single-game home attendance figure when 64,406 witnessed Game 1 of the 1982 ALCS against Milwaukee, Oct. 5.

During the ensuing 1983 campaign, the top two regular season crowds in club history were set when 63,132 watched the Angels host Kansas City, July 4, and 63,073 viewed the April 23 game against Baltimore.

	HOME	AWAY	TOTAL
1961 (Wrigley Field)	603,510	712,510	1,316,020
1962 (Chavez Ravine)	1,144,063	861,699	2,005,762
1963	821,015	657,245	1,478,260
1964	760,439	719,631	1,480,070
1965	566,727	756,000	1,322,727
1966 (Anaheim Stadium)	1,400,321	884,181	2,284,502
1967	1,317,713	971,836	2,289,549
1968	1,025,956	912,803	1,938,759
1969	758,388	805,415	1,563,803
1970	1,077,741	976,786	2,054,527
1971	926,373	851,525	1,777,898
1972	744,190	814,630	1,558,820
1973	1,058,206	964,831	2,023,037
1974	917,269	860,552	1,777,821
1975	1,058,163	975,645	2,033,808
1976	1,006,774	1,094,333	2,101,107
1977	1,432,633	1,345,027	2,777,660
1978	1,755,366	1,366,915	3,122,281
1979	2,523,575	1,728,537	4,252,112
1980	2,297,327	1,399,754	3,697,081
1981	1,441,545	831,550	2,273,095
1982	2,807,360	1,897,660	4,705,020
1983	2,555,016	1,882,234	4,437,250
1984	2,402,997	1,723,251	4,126,248
1985	2,567,427	1,793,715	4,361,142
1986	2,655,892	1,685,439	4,341,331
1987	2,696,299	1,877,624	4,573,923
1988	2,340,925	1,894,314	4,235,239
1989	2,647,291	1,970,796	4,618,087
1990	2,555,688	2,042,315	4,598,003
1991	2,416,236	2,336,106	4,752,342
1992	2,065,444	2,117,538	4,182,982
1993	2,057,460	2,286,553	4,344,013
1994	1,512,622	1,577,606	3,090,228
1995	1,748,680	1,871,338	3,620,018
1996	1,820,333	2,105,769	3,926,102
1997	1,767,324	1,820,521	3,587,845
1998 (Edison International Field)	2,519,063	2,234,389	4,753,452
1999	2,253,123	2,203,406	4,464,004
2000	2,066,977	2,272,015	4,338,992
2001	2,000,917	2,499,385	4,500,304
2002	2,305,557	2,143,937	4,449,494
2003	3,061,094	2,177,087	5,238,181
TOTALS	75,461,019	64,904,403	141,365,422



Attendance

Top 10 Regular Season Sellout Crowds at Angel Stadium

DATE	ATTENDANCE	OPP. / SCORE	DATE	ATTENDANCE	OPP. / SCORE
7/15/99★	43,911	Los Angeles / 7-5 win	6/29/03	43,766	Los Angeles/ 3-1 win
7/31/03	43,871	New York/ 2-1 loss	4/17/99	43,752	Seattle / 4-3 loss
7/30/03	43,856	New York/ 8-0 loss	7/16/99	43,727	Los Angeles / 3-1 loss
7/29/03	43,817	New York/ 6-2 loss	6/28/03	43,726	Los Angeles/ 3-1 win
7/25/03	43,797	Oakland/3-2 loss	6/15/03	43,721	New York Mets/ 8-0 loss

★ Largest crowd at Angel Stadium during regular season

Angel Stadium has hosted a total of 60 regular season sellouts entering the 2004 season

Opponent Records, Game at Angel Stadium

CLUB	ATTENDANCE	DATE	CLUB	ATTENDANCE	DATE
Arizona	37,916	June 12, 1999	New York (AL)	43,871	July 31, 2003
Baltimore	43,342	July 4, 2002	New York (NL)	43,721	June 15, 2003
Boston	43,690	April 27, 2003	Oakland	43,797	July 25, 2003
Chicago	40,711	July 28, 2000	Philadelphia	34,037	June 10, 2003
Cincinnati	35,501	June 9, 2002	Pittsburgh	17,755	June 11, 2002
Cleveland	43,104	Aug. 5, 1998	San Diego	37,697	July 18, 1999
Colorado	42,493	June 7, 1998	San Francisco	33,272	July 2, 1998
Detroit	43,174	Aug. 15, 2003	Seattle	43,752	April 17, 1999
Kansas City	43,111	Sept. 5, 2003	Tampa Bay	41,414	May 24, 2003
Los Angeles	43,911	July 15, 1999	Texas	43,525	March 30, 2003
Minnesota	43,442	July 11, 2003	Toronto	43,661	May 10, 2003

All-Time Regular Season Attendance

Season:	Total	5,238,181 (2003)
	Anaheim Stadium	2,807,360 (1982)
	Angel Stadium	3,061,094 (2003)
	Road	2,499,385 (2001)
Single Game:	Wrigley Field	19,930 (Aug. 22, 1961, New York-N)
	Dodger Stadium	53,591 (July 13, 1962, New York-N)
	Anaheim Stadium	63,132 (July 4, 1983, Kansas City-D)
	Angel Stadium	43,911 (July 15, 1999, Los Angeles-N)
	Road	60,108 (June 3, 1973, New York-D)
Night Game:	Wrigley Field	19,930 (Aug. 22, 1961, New York)
	Dodger Stadium	53,591 (July 13, 1962, New York)
	Anaheim Stadium	63,073 (April 23, 1983, Baltimore)
	Angel Stadium	43,911 (July 15, 1999, Los Angeles)
	Road	57,762 (April 6, 1977, Seattle)
Day Game:	Wrigley Field	19,722 (May 7, 1961, New York)
	Dodger Stadium	44,912 (June 3, 1962, New York)
	Anaheim Stadium	63,132 (July 4, 1983, Kansas City)
	Angel Stadium	43,766 (June 29, 2003, Los Angeles)
	Road	60,108 (June 3, 1973, New York)
Doubleheader:	Wrigley Field	16,297 (April 30, 1961, Kansas City)
	Dodger Stadium	18,902 (May 19, 1965, Minnesota)
	Anaheim Stadium	43,461 (Aug. 5, 1988, Chicago)
	Angel Stadium	43,044 (Sept. 6, 2003, Kansas City)
	Road	58,556 (June 9, 1968, New York)
Season Opener:	Wrigley Field	11,931 (April 27, 1961, Minnesota-D)
	Dodger Stadium	21,864 (April 9, 1963, Boston-N)
	Anaheim Stadium	51,145 (April 26, 1995, Detroit-N)
	Angel Stadium	43,525 (March 30, 2003, Texas-N)
	Road	57,762 (April 6, 1977, Seattle-N)
Three-Game Series:	Wrigley Field	59,522 (Aug. 22-24, 1961, New York)
	Dodger Stadium	146,623 (June 1-3, 1962, New York)
	Anaheim Stadium	175,058 (Aug. 11-13, 1989, Oakland)
	Angel Stadium	131,544 (July 29-31, 2003 New York)
	Road	161,078 (June 20-22, 2003, Los Angeles)
Four-Game Series:	Wrigley Field	15,247 (Aug. 28-30, 1961, Baltimore)
	Dodger Stadium	36,792 (Aug. 30-Sept. 2, 1965, New York)
	Anaheim Stadium	173,347 (July 1-4, 1983, Kansas City)
	Angel Stadium	173,639 (Aug. 1-4, 2002, New York)
	Road	201,630 (July 3-6, 1993, Toronto)

Post-Season Attendance at Angel Stadium

2002 ALDS.....	45,072.....	(Oct. 19, 2002-N)
	45,067.....	(Oct. 5, 2002-D)
2002 ALCS.....	44,234.....	(Oct. 11, 2002-N)
	44,830.....	(Oct. 12, 2002-N)
	44,835.....	(Oct. 13, 2002-D)
2002 World Series.....	44,603.....	(Oct. 19, 2002-N)
	44,584.....	(Oct. 20, 2002-N)
	44,506.....	(Oct. 26, 2002-N)
	44,598.....	(Oct. 27, 2002-N)

Angels Notable Trades



DATE	CLUB	ACQUIRED	TRADED	DATE	CLUB	ACQUIRED	TRADED
4/1/61	Chicago (NL)	Low Johnson, of	Jim McNamany, of	1/28/71	Milwaukee	Gene Brabender, p	Bill Voss, of
4/4/61	New York (AL)	Fritz Brickell, inf	Duke Maas, p	10/ 5/71	Cleveland	Vada Pinson, of	Alex Johnson, of
5/8/61	New York (AL)	Lee Thomas, of	Tex Clevenger, p			Frank Baker, of	Gerry Moses, c
		Ryne Duren, p	Bob Cerv, of			Alan Foster, p	
		Johnny James, p		11/30/71	Minnesota	Leo Cadeaux, inf	Dave LaRoche, p
		Jim Donohue, p	Jerry Casale, p	12/10/71	New York (NL)	Nolan Ryan, p	Jim Fregosi, inf
						Don Rose, p	
5/15/62	Kansas City	Gordy Winithorn, of	Martin Coughtry, inf			Leroy Stanton, of	
5/20/62	Minnesota	Don Lee, p	Jim Donohue, p			Francisco Estrada, c	
7/21/62	Kansas City	Don Osinski, p	★ Ted Bowfield, p	1/26/72	Milwaukee	Andy Kosco, of/inf	Tommy Reynolds, of
12/11/62	Philadelphia	Jackie Davis, of	Earl Averill, c/of	5/ 5/72	Kansas City	Bob Oliver, of/inf	Tom Murphy, p
				6/10/72	Baltimore	Jerry DaVanzo, inf	Roger Repoz, of
				7/28/72	Milwaukee	Paul Ratliff, c	Syd O'Brien, inf
6/15/63	Detroit	Frank Kostro, inf	George Thomas, of			Ron Clark, inf	Joe Azcue, c
		Paul Foytack, p		7/29/72	Houston	Jack Hall, c	CASH
		Barry Latman, p	Leon Wagner, of	8/15/72	Boston	Chris Coletta, of	Andy Kosco, of
			★ Joe Adcock, inf	8/17/72	Chicago (AL)	Bruce Miller, inf	Eddie Fisher, p
						Frank Kimm, c	
4/28/64	Detroit	Willie Smith, p/of	Julio Navarro, p			Bruce Robinson, of	Andy Messersmith, p
6/ 4/64	Boston	Tom Clinton, of	Lee Thomas, of	11/28/72	Los Angeles	Bill Singer, of	Ken McMullen, inf
6/11/64	Cleveland	Vic Power, inf	Billy Moran, inf			Bill Grabarkewitz, inf	
	Minnesota	Lennie Green, of	Frank Kostro, inf			Bobby Valentine, inf	
		Phil Roof, c	★ Dan Osinski, p				
10/14/64	Milwaukee	Ron Piche, of	Jack Hatt, c	4/ 2/73	Cleveland	Tom McCraw, inf/of	Leo Cárdenas, inf
		Jose Cardenal, of	Bo Befinsky, p			Bob Marcano, inf	
11/21/64	San Francisco	Costen Shockey, inf	Don Lee, p	4/14/73	San Francisco	A Gallagher, inf	Bruce Miller, inf
12/ 3/64	Philadelphia	Rudy Moyer, p	Dick Simpson, of	5/20/73	Texas	Mike Epstein, inf	Jim Spencer, inf
			Barry Latman, p			Rich Hand, p	Lloyd Allen, p
						Rick Stelmazek, c	
6/ 1/65	Houston	Al Spangler, of	Dick Egan, p	6/15/73	Cincinnati	Richie Scheinblum, of	★ Thor Skogan, p
6/15/65	Cleveland	★ Bubba Morton, of	★ John Butler, inf				★ Terry Whisenand, p
12/ 2/65	Baltimore	Norm Siebern, inf	Dean Chance, p				★ Billy Grabarkewitz, inf
12/15/65	Houston	Ed Pascheco, c	★ Jackie Hernandez, inf				★ Aurelio Montegoado, p
							★ Chris Coletta, of
5/27/66	Los Angeles	Howie Reed, p	Norm Siebern, inf	8/14/73	Philadelphia	★ Denny Doyle, inf	Clyde Wright, p
			Bob Lee, p				Steve Barber, p
12/ 2/66	Minnesota	Jimmie Hall, of	Charles Nash, inf	10/22/73	Milwaukee	Elie Rodriguez, c	Art Beyer, of
		Don Mincher, inf	Len Gabrielson, of			Skip Lockwood, p	Kerry Snyer, c
		Pete Cimino, p	Nick White, p			Gary Ryerson, p	
12/14/66	San Francisco	Len Gabrielson, of	Norm Siebern, inf			Ollie Brown, of	Jeff Torborg, c
12/15/66	Los Angeles	Nick White, p	Bob Lee, p	12/ 6/73	St. Louis	Joe Lahoud, of	
						John Andrews, p	
5/ 6/67	Chicago (AL)	Bill Skowron, inf	Charles Nash, inf	2/23/74	Kansas City	Barry Razzino, p	Vada Pinson, of
5/10/67	Los Angeles	John Westra, inf	Len Gabrielson, of	4/30/74	Kansas City	Paul Schaaf, inf	Richie Scheinblum, of
6/10/67	New York (NL)	Jack Hamilton, p	Nick White, p	7/28/74	Chicago (NL)	Horatio Pina, p	Rich Stelmazek, c
6/15/67	Baltimore	Woody Held, inf/of	Marcelino Lopez, p	7/31/74	St. Louis	Bob Haise, inf	★ Doug Howard, of
			Tom Arruda, p	12/ 2/74	Boston	Tammy Harper, of	Bob Haise, inf
6/15/67	Kansas City	Roger Repoz, inf/of	Jack Sanford, p	12/ 3/74	New York (AL)	Bill Sudakis, inf	Skip Lockwood, p
			Jack Warner, of				
			Jose Cardenal, of				
11/29/67	Cleveland	Chuck Hinton, of	Bill Kelso, p	3/22/75	New York (NL)	Ike Hampton, c	Ken Sanders, p
11/30/67	Cincinnati	Sammy Ellis, p	Jorge Rubio, p	6/14/75	Boston	★ Chuck Ross, p	Denny Doyle, inf
				9/17/75	San Diego	Gary Ross, p	Bobby Valentine, of
							★ Rudy Meoli, inf
8/15/68	Cleveland	Vic Davalillo, of	Jimmie Hall, of	12/10/75	Texas	Jim Spencer, inf	Bill Singer, p
7/20/68	Chicago (AL)	Wayne Causey, inf	Woody Held, inf/of	12/11/75	New York (AL)	Bobby Bonds, of	Mickey Rivers, of
10/ 8/68	Cleveland	Eddie Fisher, c	Jack Hamilton, p	12/11/75	Chicago (AL)	Bill Melton, inf	Ed Figueroa, p
12/12/68	Kansas City	Hoyt Wilhelm, p	Ed Kirkpatrick, c/of			Steve Dunning, p	Jim Spencer, inf
			Dennis Paepka, c				Morris Nettles, of
1/20/69	Chicago (AL)	Bill Voss, of	Sammy Ellis, p	1/12/76	St. Louis	Dick Sharon, of	Bill Rothen, p
		Andy Rublotta, p	Chuck Hinton, inf/of	3/ 3/76	Boston	Dick Drago, p	John Balaz, of
4/ 4/69	Cleveland	Low Johnson, of	Bobby Knoop, inf				Dick Sharon, of
5/14/69	Chicago (AL)	Sandy Alomar, inf					Dave Macherer, inf
		Bob Priddy, p					Elie Rodriguez, c
5/30/69	St. Louis	Jim Hicks, of	Vic Davalillo, of	3/21/76	Los Angeles	Orlando Alvarez, of	Ed Jordan, c
6/15/69	Boston	Tom Satriano, c	Tom Satriano, c	5/29/76	St. Louis	Mario Guerrero, inf	Ed Herrmann, c
10/24/69	Cincinnati	Mel Queen, p	★ Jim McElathin, p	6/ 6/76	Houston	Terry Humphrey, c	
			★ Vern Geisheit, p			Mike Barlow, of	
		★ Alex Johnson, of	★ Pedro Borbon, p	9/ 3/76	St. Louis	Mike Easter, of	Ron Farkas, inf
		★ Chico Ruiz, inf		12/ 3/76	Cleveland	★ Stan Perzanowski, p	Bill Mellon, inf
1/14/70	Cincinnati	Jack Fisher, p	Bill Harrelson, p	4/ 4/77	Pittsburgh	Randy Sealy, p	Mike Easter, of
			Dan Loomer, inf	5/11/77	Cleveland	Dave LaRoche, p	Bruce Bochte, inf
4/27/70	Washington	Ken McMullen, inf	Aurelio Rodriguez, inf			Dave Schuler, p	Sid Monge, p
			Rick Reichardt, of			Dyar Miller, p	Dick Drago, p
7/ 9/70	Chicago (NL)	Archie Reynolds, p	Juan Pizarro, p	6/13/77	Baltimore	Ken Brett, p	Don Kirkwood, p
10/11/70	Boston	Tony Conigliaro, of	Ken Tatum, p	6/15/77	Chicago (AL)		John Verhoeven, p
		Ray Jarvis, p	Jarvis Tatum, of				John Flannery, inf
		Gerry Moses, c	Doug Griffin, inf				Craig Hendrickson, inf
10/21/70	Atlanta	John Burns, c	Marty Perez, inf	6/15/77	Cincinnati	Gary Nolan, p	Bobby Bonds, of
11/30/70	Chicago (AL)	Ken Berry, of	Jay Johnstone, of	12/ 5/77	Chicago (AL)	Brian Downing, c	Thad Bosley, of
		Syd O'Brien, inf	Tom Egan, c			Chris Knapp, p	Dick Dotson, p
		Billy Wynne, p	Tom Bradley, p			Don Avase, p	Jerry Remy, inf
		Jim Maloney, p	Greg Garratt, p	12/ 8/77	Boston	Ron Fairly, inf	Dale Kelly, c
12/15/70	Cincinnati			12/ 8/77	Toronto	Butch Alberts, inf	



Angels Notable Trades

DATE	CLUB	ACQUIRED	TRADED	DATE	CLUB	ACQUIRED	TRADED
12/4/78	Minnesota	Dan Ford, of	Ron Jackson, inf Danny Goodwin, c Tony Solaita, inf	12/8/92	Toronto	Kelly Gruber, inf CASH	Luis Sojo, inf
12/5/78	Montreal	CASH		1/15/93	Montreal	Jeff Tuss, p #Keith Morrison, p Spike Owen, inf	Lee Stevens, inf
2/3/79	Minnesota	Red Carew, inf	Ken Landreaux, of Dave Engle, inf Paul Hartzell, p Brad Havens, p Dave Chalk, inf Floyd Rayford, inf	12/9/93	New York (AL)		Jose Musset, p
5/4/79	Texas	Bert Campaneris, inf	★Jim Anderson, inf	3/25/94	San Francisco	Steve Hosesy, of Harold Reynolds, 2b	Bob Gamez, p Hilly Hathaway, p Dwight Smith, of Bob Melvin, c
6/5/79	Baltimore	Larry Harlow, of	Willie Aikens, inf Rance Mulliniks, inf	3/29/94	San Diego	★Bo Ortiz, of Jeff Schwarz, p	
8/29/79	Seattle	John Montague, p		7/23/94	Chicago (AL)		
12/6/79	Kansas City	Al Cowens, of Todd Cruz, inf ★Craig Eaton, p	Al Cowens, of Todd Cruz, inf Rick Miller, of Mark Clear, p Carney Lansford, inf	4/13/95	Detroit	Tony Phillips, of John Habyan, p Jim Abbott, p Tim Fortugno, p	Chad Curtis, of Mark Sweeney, of Andrew Lorraine, p Bill Simas, p John Snyder, c McKay Christensen, of Kevin Flora, of ★Russ Springer, p Demond Smith, of
5/27/80	Detroit	Jason Thompson, inf		7/7/95	Chicago (AL)		
6/12/80	Chicago (AL)	Randy Scarberry, p		8/9/95	Philadelphia	Dave Gallagher, of	
12/10/80	Boston	Rick Burleson, inf Butch Hobson, inf		8/24/95	Oakland	Mike Aldrete, of	
1/23/81	Boston	Fred Lynn, of Steve Renko, p	Joe Rodi, of Frank Tanana, p Jim Dorsey, p Dickie Thon, inf Jason Thompson, inf	1/18/96	New York (NL)	Aaron Ledesma, inf Jason Gimsley, p Pep Harris, p Don Slaught, c Chuck McElroy, p Rich Monteleone, p	Kevin Flora, of Brian Anderson, p
4/1/81	Houston	Ken Forsch, p		2/15/96	Cleveland		
4/1/81	Pittsburgh	Ed Ott, c Mickey Mahler, p Tim Foli, inf	Brian Harper, c	2/29/96	Cincinnati	Greg Gehr, p	CASH
12/11/81	Pittsburgh	Doug DeCinces, inf		5/27/96	Cincinnati	★Scott Volmer, c Mark Gubicza, p Mike Bovee, p	Lee Smith, p Mike Aldrete, of Ben VanRyn, p Pat Borders, c Damon Easley, inf Don Slaught, c Chili Davis, dh
1/28/82	Baltimore	Jeff Schneider, p Doug Corbett, p Rob Wilfong, inf Tommy John, p	Dan Ford, of	6/15/96	St. Louis	Allen Watson, p Fausto Macey, p Jim Leyritz c/inf	J.T. Snow, 1b
5/11/82	Minnesota	Tom Brunansky, of Mike Walters, p ★Dennis Rasmussen, p	Tim Foli, inf Bobby Clark, of	11/27/86	San Francisco		★Jeremy Blewitt, p Ryan Kane, inf
8/31/82	New York (AL)	Tim Lincecum, of Tommy John, p		12/5/96	New York (AL)		
12/8/83	New York (AL)	Carl Kaufman, p		4/14/97	San Francisco	Rich DeLucia, p	★Travis Thurmond, p Jorge Fabregas, c Chuck McElroy, c Jim Leyritz, c
12/20/83	Milwaukee	Jim Staton, p		5/18/97	Chicago (AL)	Tony Phillips, of Chad Kreuter, c Ken Hill, p	★Robert Sasser, inf Ryan Arco, inf ★George Anias, inf Aaron Gulel, inf/ot Matt Perisho, p Nick Skuse, p
8/2/85	Pittsburgh	John Candelaria, p Al Holland, p George Hendrick, of Gary Lucas, p	Mike Brown, of Pat Clements, of Bob Kipper, p Luis Sanchez, p Tim Arnold, c Jerome Nelson, of Robert Sharpnack, p	7/29/97	Texas		
12/27/85	Montreal	Don Sutton, p		8/13/97	San Diego	Rickey Henderson, of Stevenson Agosta, p Angelo Encarnacion, c Mike Bell, inf Phil Nevin, inf/ot Matt Walbeck, c	Chip Hale, inf Jason Stockstill, p Brian Tokase, p CASH ★Doug Nickle, p CASH ★Matt Garrick, c
9/10/85	Oakland	Don Sutton, p		8/23/97	San Diego		
12/19/86	New York (AL)	Butch Wynegar, c	Ron Románick, p ★Alan Mills, p Bill Merrifield, inf ★Miguel Garcia, p John Candelaria, p	10/31/97	Texas		
8/29/87	Pittsburgh	Jobilyn Ray, inf		11/20/97	Detroit		
9/16/87	New York (NL)	Shane Young, p Jeff Richardson, p Dan Petry, p	Gary Pettis, of	3/30/98	St. Louis	Craig Shipley, inf Charlie O'Brien, c	
12/5/87	Detroit			7/30/98	Chicago (AL)		
5/7/88	Cleveland	Brian Dorsett, c Lance Parrish, c Bert Blyleven, p Kevin Trudeau, p	★Colby Ward, p David Holdridge, p Mike Cook, p Rob Wassenaar, p Paul Sorrento, inf Brian Dorsett, c Gus Poirier, inf	8/7/98	Milwaukee	Jeff Juden, p	
10/3/88	Philadelphia			8/20/98	Oakland	Mike Fetters, p	
11/3/88	Minnesota			8/28/98	Philadelphia	Grego Jeffries, inf Chad Kreuter, c Mark Petkovsek, p	
11/17/88	New York (AL)	Eric Schmitt, p		9/18/98	Chicago (AL)		
12/7/88	Milwaukee	Bill Schroeder, c		12/14/98	St. Louis		
9/6/89	Cleveland	Ron Tingley, c		3/29/99	San Diego	Andy Sheets, inf Gus Kennedy, of Tomás Pérez, inf Nathan Haynes, of Jeff DaVanon, of Elvin Nira, p	Phil Nevin, inf Keith Volkman, p Dave Hollins, inf Omar Olivares, p Randy Velarde, inf
1/9/90	Cleveland	Scott Bailes, p		3/30/99	Toronto		
4/29/90	New York (AL)	Luis Polonia, of	Dante Bichette, of ★Brandy Vann, p Jack Howell, inf Kyle Abbott, inf Ruben Amaro, Jr., of Mike Fetters, p ★Marcus Moore, p Dave Gallagher, of Dick Schofield, inf	7/29/99	Oakland		
5/11/90	New York (AL)	Dave Winfield, of Junior Felix, of Luis Sojo, inf Dave Gallagher, of Mike Hook, p		7/30/00	Philadelphia	Kent Bottenfield, p Adam Kennedy, inf Ron Gant, of Scott Karl, p Wilmy Caceres, inf	Jim Edmonds, of
12/3/90	Toronto			8/22/00	Philadelphia		
12/4/90	Baltimore			12/10/00	Colorado		
3/14/91	Milwaukee	Dave Parker, 1b/DH		12/10/00	Cincinnati		
7/30/91	San Diego	Shawn Abner, of		3/25/01	Chicago (NL)	Jose Nieves, inf Glenallen Hill, of Mickey Callaway, rhp Kevin Appier, rhp	Kent Bottenfield, p CASH Seth Etherton, p
12/7/91	Philadelphia	Uvan Hayes, of		3/28/01	New York (AL)		
12/10/91	Milwaukee	Chuck Crim, p		12/17/01	Tampa Bay		
12/10/91	New York (NL)	Hubie Brooks, of		12/27/01	New York (NL)		
4/12/92	New York (NL)	Julio Valera, p		1/17/02	Toronto	Brad Fullmer, 1b/dh	Mike Fyhrle, p Darren Blakely, of Wilmy Caceres, inf Mo Vaughn, inf
7/30/92	Toronto	★Julian Vasquez, p Rob Ducey, of Greg Myers, c J.T. Snow, inf Russ Springer, p Jerry Nielsen, p	Mark Eichhorn, p	7/29/03	Chicago (AL)	Gary Glover, rhp Tim Litterer, rhp Scott Dunn, rhp	Brian Cooper, rhp Scott Schoeneweis, lhp Doug Nickle, rhp
12/6/92	New York (AL)		Jim Abbott, p				

#Compensation for player who retired
★Designates player to be named later

#1 Draft Selections In Angels History



YEAR	PLAYER	POSITION	MONTH	SIGNED
1965	★ Jim Spencer	First Base	June	Yes
1966	Ronald Cherry	Catcher	January	No
1966	James Vopicka	Shortstop	January (SP)	Yes
1966	James Denell	Shortstop	June	Yes
1966	★ Andy Messersmith	Pitcher	June (SP)	Yes
1967	David McCormick	Pitcher	January	Yes
1967	★ Tom Murphy	Pitcher	January (SP)	Yes
1967	William Nunn	Catcher	June	Yes
1967	★ Greg Washburn	Pitcher	June (SP)	Yes
1968	Robert Johnson	Pitcher	January	No
1968	Dayle Campbell	First Base	January (SP)	Yes
1968	Lloyd Allen	Pitcher	June	Yes
1968	Larry Hanson	Shortstop	June (SP)	Yes
1969	Randall Bayer	First Base	January	No
1969	Sherwood Hahn	Pitcher	January (SP)	No
1969	★ Alan Bannister	Shortstop	June	No
1969	Robert Beach	Pitcher	June (SP)	No
1970	Paul Sands	Pitcher	January	No
1970	★ John Doherty	Outfielder	January	Yes
1970	★ Paul Dade	3B/OF	June	Yes
1970	Richard Soriano	Outfielder	June (SP)	No
1971	Earl Austin	Third Base	January	Yes
1971	★ Robert Allietta	Catcher	January (SP)	Yes
1971	★ Frank Tanana	Pitcher	June	Yes
1971	John Donovan	Pitcher	June (SPD)	Yes
1971	James Officer	Pitcher	June (SPA)	Yes
1972	★ Thomas Donohue	Catcher	January	Yes
1972	★ Craig Caskey	Pitcher	January (SP)	No
1972	★ Dave Chalk	Third Base	June	Yes
1972	★ Dave Collins	1B/OF	June (SP)	Yes
1973	Randy Smith	Pitcher	January	Yes
1973	Jeff Fera misco	INF/OF	January (SP)	No
1973	Billy Taylor	Outfielder	June	Yes
1973	David Bedrosian	Second Base	June (SP)	No
1974	Lawrence Howser	Shortstop	January	No
1974	David Bedrosian	Second Base	January (SP)	No
1974	★ Mike Miley	Shortstop	June	Yes
1974	★ John Caneira	Pitcher	June (SP)	Yes
1975	★ Willie Aikens	First Base	January	Yes
1975	★ Gil Kubski	Third Base	January (SP)	Yes
1975	★ Danny Goodwin	Catcher	June	Yes
1975	★ Garry Hancock	Outfielder	June (SP)	No
1976	Stephen Tebbetts	Outfielder	January	Yes
1976	Greg Johnson	Pitcher	January (SP)	Yes
1976	★ Ken Landreaux	Outfielder	June	Yes
1976	John Racanelli	Pitcher	June (SP)	Yes
1977	★ Alan Wiggins	Infielder	January	Yes
1977	Robert Healy	Pitcher	January (SP)	Yes
1977	★ Richard Dotson	Pitcher	June	Yes
1977	★ Mike Walters	Pitcher	June (SP)	Yes
1978	Rick Evans	Pitcher	January	No
1978	James Glenn	Outfielder	January (SP)	No
1978	★ Tom Brunansky	Outfielder	June	Yes
1978	Paul Hornig	First Base	June (SP)	No
1979	Dennis Ivy	OF/1B	January	No
1979	★ Otis Nixon	Third Base	January (SP)	No
1979	Choice to San Francisco as compensation for Jim Barr			
1979	Mark Pedersen	Pitcher	June (SP)	Yes
1980	Christopher Ray	Pitcher	January	Yes
1980	Thomas McLaughlin	Pitcher	January (SP)	No
1980	★ Dennis Rasmussen	Pitcher	June	Yes
1980	★ Bill Mooneyham	Pitcher	June (SP)	Yes
1981	Kevin Price	Pitcher	January	Yes
1981	★ Ron Romanick	Pitcher	January (SP)	Yes
1981	★ Dick Schofield	Shortstop	June	Yes
1981	Reggie Montgomery	Outfielder	June (SP)	Yes
1982	Jay Lewis	Pitcher	January	Yes
1982	Kendall Walling	Shortstop	January (SP)	No
1982	★ Bob Kipper	Pitcher	June	Yes
1982	Mark Bauer	Pitcher	June (SP)	No
1983	Steve Lee	Outfielder	January	Yes
1983	★ Brad Arnsberg	Pitcher	January (SP)	No
1983	Mark Doran	Outfielder	June	Yes
1983	Byron Kemmerling	Pitcher	June (SP)	Yes

A #1 Draft Selections In Angels History

YEAR	PLAYER	POSITION	MONTH	SIGNED
1984	David Martinez	Pitcher	January	Yes
1984	Robert Auth	Pitcher	January (SP)	No
1984	★ Erik Pappas	Catcher	June	Yes
1984	Erik Tutt	Outfielder	June (SP)	No
1985	John Wilder	Pitcher	January	No
1985	★ Chuck Finley	Pitcher	January (SP)	Yes
1985	★ Willie Fraser	Pitcher	June	Yes
1985#	★ Mike Cook	Pitcher	June	Yes
1985	Gary Nalls	Shortstop	June (SP)	Yes
1986	Brandy Vann	Pitcher	January	Yes
1986	Jeffrey Marr	Pitcher	January (SP)	No
1986	★ Roberto Hernandez	Pitcher	June	Yes
1986	★ Mike Fetters	Pitcher	June	Yes
1986	★ Lee Stevens	First Base	June	Yes
1986	Daryl Green	Pitcher	June	Yes
1987	★ John Orton	Catcher	June	Yes
1987#	★ David Holdridge	Pitcher	June	Yes
1988	★ Jim Abbott	Pitcher	June	Yes
1989	★ Kyle Abbott	Pitcher	June	Yes
1990	Choice to Montreal as compensation for Mark Langston			
1990	★ Phillip Leftwich	Pitcher	June	Yes
1991	★ Eduardo Perez	Outfielder	June	Yes
1991#	★ Jorge Fabregas	Catcher	June	Yes
1992	Pete Janicki	Pitcher	June	Yes
1992#	★ Jeff Schmidt	Pitcher	June	Yes
1993	★ Brian Anderson	Pitcher	June	Yes
1994	★ McKay Christensen	Outfielder	June	Yes
1995	★ Darin Erstad	Outfielder	June	Yes
1996	Chuck Abbott	Infielder	June	Yes
1997	★ Troy Glau	Infielder	June	Yes
1998	★ Seth Etherton	Pitcher	June	Yes
1999	★ John Lackey	Pitcher	June	Yes
2000	Joe Torres	Pitcher	June	Yes
2000#	Chris Bootcheck	Pitcher	June	Yes
2001	Casey Kotchman	Infielder	June	Yes
2002	Joe Saunders	Pitcher	June	Yes
2003	Brandon Wood	Infielder	June	Yes

SP - Secondary Phase # - Compensation Selection
 SPA - Secondary Phase Active ★ - Played in Major Leagues
 SPD - Secondary Phase Delayed



Darin Erstad...No. 1 pick in 1995 free agent draft.

Angels Award Winners



A.L. Rookie of the Year

1993—Tim Salmon

A.L. Most Valuable Player

1979—Don Baylor

M.L. Cy Young

1964—Dean Chance

A.L. Batting Champion

1970—Alex Johnson

A.L. Comeback Player of the Year

1970—Clyde Wright (The Sporting News)

1986—John Candelaria (The Sporting News)

1986—Rick Burleson (UPI)

1989—Bert Blyleven (The Sporting News & UPI)

1990—Dave Winfield (The Sporting News)

2002—Tim Salmon (The Sporting News)

A.L. Rolaids Relief Pitcher of the Year

1967—Minnie Rojas (Fireman of the Year)

1991—Bryan Harvey

Executive of the Year

1962—Fred Haney (UPI)

Manager of the Year

1962—Bill Rigney (AP & UPI)

2002—Mike Scioscia (BBWAA & Sporting News)

Rawlings Gold Glove Award

1964—Vic Power, 1b

1966—Bobby Knoop, 2b

1967—Bobby Knoop, 2b & Jim Fregosi, ss

1968—Bobby Knoop, 2b

1970—Jim Spencer, 1b

1972—Ken Berry, of

1978—Rick Miller, of

1982—Bob Boone, c

1985—Gary Pettis, of

1986—Gary Pettis, of & Bob Boone, c

1987—Bob Boone, c

1988—Bob Boone, c & Devon White, of

1989—Devon White, of

1991—Mark Langston, lhp

1992—Mark Langston, lhp

1993—Mark Langston, lhp

1994—Mark Langston, lhp

1995—Mark Langston, lhp & J.T. Snow, 1b

1996—J.T. Snow, 1b

1997—Jim Edmonds, of

1998—Jim Edmonds, of

2000—Darin Erstad, of

2002—Darin Erstad, of & Bengie Molina, c

2003—Bengie Molina, c

Louisville Slugger Silver Slugger Award

1981—Rick Burleson, ss

Bobby Grich, 2b

1982—Doug DeCinces, 3b

Reggie Jackson, of

1990—Lance Parrish, c

1995—Tim Salmon, of

2000—Darin Erstad, of

Troy Glaus, inf

2001—Troy Glaus, inf

2002—Garret Anderson, of

2003—Garret Anderson, of

Topps Rookie All-Star Selections

YEAR	PLAYER	POSITION	YEAR	PLAYER	POSITION
1961	Lee Thomas	Outfield	1988	Bryan Harvey	Pitcher
1962	Bob Rodgers	Catcher	1989	Jim Abbott	Pitcher
1962	Dean Chance	Pitcher	1993	Tim Salmon	Outfield
1965	Paul Schaal	Third Base	1993	J.T. Snow	First Base
1965	Jose Cardenal	Outfield	1994	Brian Anderson	Pitcher
1965	Marcelino Lopez	Pitcher	1995	Garret Anderson	Outfield
1974	Frank Tanana	Pitcher	1997	Jason Dickson	Pitcher
1975	Jerry Remy	Second Base	2000	Adam Kennedy	Second Base
1979	Mark Clear	Pitcher	2000	Bengie Molina	Catcher
1986	Wally Joyner	First Base	2001	Shawn Wooten	Catcher
1987	Devon White	Outfield			



Alex Johnson



Troy Glaus



BBWAA Awards To Angels

YEAR	MVP	ROOKIE	YEAR	MVP	ROOKIE
1961	Ken McBride	Lee Thomas	1981	Bobby Grich	Mike Witt
1962	Leon Wagner	Bob Rodgers	1982	Doug DeCinces	Rick Steier
1963	Albie Pearson	Charlie Dees	1983	Bob Boone	Daryl Scniers
1964	Dean Chance	Bobby Knoop	1984	Brian Downing	Ron Romanick
1965	Jim Fregosi	Marcelino Lopez	1985	Donnie Moore	Stewart Cliburn
1966	Bobby Knoop	Jay Johnstone	1986	Mike Witt	Wally Joyner
1967	Jim Fregosi	Rick Clark	1987	Wally Joyner	Devon White
1968	Tom Satriano	Andy Messersmith	1988	Chili Davis	Bryan Harvey
1969	Jim Fregosi	Ken Tatum	1989	Bert Blyleven	Jim Abbott
1970	Jim Fregosi & Alex Johnson	Dave LaRoche	1990	Lance Parrish	Lee Stevens
1971	Sandy Alomar	Lloyd Allen	1991	Bryan Harvey	Ron Tingley
1972	Bob Oliver	Lee Stanton	1992	Luis Polonia	Gary DiSarcina
1973	Frank Robinson	Rudy Meoli	1993	Chili Davis	Tim Salmon
1974	Nolan Ryan	Frank Tanana	1994	Chili Davis	Brian Anderson
1975	Lee Stanton & Frank Tanana	Frank Tanana	1995	Tim Salmon	Garret Anderson
1976	Frank Tanana	Jerry Remy	1996	Chili Davis	Darin Erstad
1977	Bob Bonds	Paul Hartzell	1997	Tim Salmon	Jason Dickson
1978	Don Baylor	Rance Mulliniks	1998	Gary DiSarcina	Jarrod Washburn
1979	Don Baylor	Carney Lansford	1999	Garret Anderson	Lou Pote
1980	Jason Thompson	Mark Clear	2000	Darin Erstad	Bengie Molina
		Fred Martinez	2001	Garret Anderson	David Eckstein
			2002	Garret Anderson	John Lackey
			2003	Garret Anderson	Francisco Rodriguez

Gene Autry Trophy Award Winners

Awarded by vote of the players to the Angel(s) who most truly exemplifies the qualities of inspirational leadership, sportsmanship and professional ability.

1962 — Billy Moran	1978 — Don Baylor	1991 — Jim Abbott & Bryan Harvey
1963 — Jim Fregosi	1979 — Don Baylor	1992 — Luis Polonia
1964 — Bobby Knoop	1980 — Bobby Grich & Jason Thompson	1993 — Mark Langston & Tim Salmon
1965 — Bobby Knoop	1981 — Rick Burleson	1994 — Chili Davis
1966 — Bobby Knoop	1982 — Doug DeCinces	1995 — Tim Salmon
1967 — Don Mincher	1983 — Bob Boone	1996 — Troy Percival
1968 — Bobby Knoop	1984 — Juan Beniquez & Brian Downing	1997 — Tim Salmon
1969 — Jim Fregosi	1985 — Donnie Moore	1998 — Gary DiSarcina
1970 — Jim Fregosi	1986 — Mike Witt	1999 — Garret Anderson
1971 — Ken McMullen	1987 — Wally Joyner	2000 — Darin Erstad
1972 — Bob Oliver & Vada Pinson	1988 — Bob Boone & Johnny Ray	2001 — Garret Anderson
1973 — Nolan Ryan	1989 — Bert Blyleven & Chili Davis	2002 — Garret Anderson
1974 — Nolan Ryan	1990 — Chuck Finley	2003 — Garret Anderson
1975 — Mickey Rivers		
1976 — Jerry Remy		
1977 — Bobby Bonds		



Jim Abbott & Jimmie Reese

A.L. Player of the Week Winners (45)



- 2003— **SCOTT SPIEZIO** (May 12-18): Batted .476 (10/21) with four runs scored, four doubles, a triple, two home runs, seven RBI.
TROY GLAUS (May 19-25): Named AL Co-Player of the Week for May 19-25...Shared honor with Baltimore's Melvin Mora...Batted .550 (11/20) with four doubles, four home runs and eight RBI.
- 2001— **GARRET ANDERSON** (July 7-12): Hit safely in all six games of the week, batting .435 (10/23) with six runs scored, three home runs and six RBI.
TROY GLAUS (Sept. 21-30): Completed week with a .500 (11/22) average with four runs scored, two doubles, one triple, two home runs, 10 RBI, one stolen base and league leading .593 on base percentage and .955 slugging percentage.
- 2000— **MO VAUGHN** (May 8-14): Completed week with a .393 (11/28) average, including seven runs scored, three doubles, six home runs, and 11 RBI.
DARIN ERSTAD (May 22-28): Completed week with a .481 (13/27) average with eight runs scored, one triple, four home runs, nine RBI and .517 on-base percentage in six games...Led league in home runs, slugging percentage (1.000) and total bases (27).
DARIN ERSTAD (July 3-9): Named AL Co-Player of the Week, with Carlos Delgado of Toronto...Batted .560 (14/25) with one home run and seven RBI in seven games...Led league in doubles (7) and owned .607 on-base percentage while slugging .960.
TIM SALMON (July 31-Aug. 6): Completed week with a .583 (14/24) average, including five runs scored, four doubles, one triple, two home runs and seven RBI.
TIM SALMON (Aug. 21-27): Completed week with a .500 (11/22) average, including six runs scored, two doubles, two home runs and nine RBI.
- 1999— **TIM SALMON** (April 12-18): Completed week with a .481 (13/27) average, including eight runs scored, four doubles, two home runs, 12 RBI and a .852 slugging percentage.
MO VAUGHN (May 10-16): Completed week with a .455 (10/22) average, including five runs, one double, four home runs, 14 RBI and a 1.045 slugging percentage.
TROY GLAUS (May 31-June 6): Completed week with a .550 (11/20) average, including six runs scored, two doubles, three home runs, six RBI and a .571 on-base percentage.
- 1998— **DARIN ERSTAD** (June 8-14): Completed week with a .448 (13/29) average, including seven runs scored, two doubles, one triple, two home runs, four RBI, a .793 slugging percentage and a .467 on-base percentage.
TIM SALMON (Aug. 3-9): Completed week with a .480 (12/25) average, including seven runs scored, a double, triple, four home runs, nine RBI and a 1.080 slugging percentage.
- 1997— **JIM EDMONDS** (May 12-18): Completed week with a .481 (13/27) average, including a double, five home runs, 10 RBI, 11 runs scored, a 1.074 slugging percentage and a .516 on-base percentage.
CHUCK FINLEY (July 28-Aug. 3): Completed week with 2-0 record and 1.59 ERA (17 IP - 3 ER) in two starts. Allowed eight hits, walked five and struck out 13 in that span.
- 1996— **CHUCK FINLEY** (July 22-28): Completed week with 2-0 record and 0.00 ERA (16.2 IP) in two starts. Walked two and struck out 16 in that span. Became sixth Angels pitcher and first left-handed pitcher to win award.
- 1995— **JIM EDMONDS** (June 12-18): Completed week with a .500 (12/24) average, including a double, two home runs, nine RBI, five runs scored, a .792 slugging percentage and .519 on-base percentage.
JIM EDMONDS (July 17-23): Completed week with a .483 (14/29) average, including four home runs, 11 RBI, 13 runs scored, a 1.000 slugging percentage and .529 on-base percentage.
- 1994— **TIM SALMON** (May 15-21): Completed week with a .593 (16/27) average, including 13 RBI, five home runs, 12 runs scored, a 1.296 slugging percentage and .645 on-base percentage. He also totaled a pair of doubles, a triple and three walks.
- 1993— **J.T. SNOW** (April 19-25): Co-Player of the Week with Seattle's Chris Bosio. Finished with a .455 (10/24) average, eight runs, four home runs, eight RBI, 24 total bases and a slugging percentage of 1.091.
J.T. SNOW (Sept. 27-Oct. 3): Completed week with .444 (12/27) average, three home runs, seven runs scored, six RBI, 23 total bases, in addition to a .852 slugging percentage and a .516 on-base percentage.
- 1992— **JUNIOR FELIX** (April 27-May 3): Finished with a .375 (9/24) average, six runs scored, a double, home run and 12 RBI.
- 1991— **DAVE WINFIELD** (April 8-14): Finished with a .409 average (9/22) with four runs scored, three home runs and 12 RBI in addition to a .955 slugging percentage and .391 on base percentage. Recorded five-hit, three HR contest, April 13 vs. Minnesota, establishing a club record for total bases in a game (15).
WALLY JOYNER (May 13-19): Completed week with .519 average (14/27) with two doubles, three home runs and 13 RBI in addition to .926 slugging percentage and .589 on-base percentage.
DAVE WINFIELD (May 27-June 2): Finished with a .458 average (11/24) with a double, four home runs and 12 RBI. He also recorded a 1.000 slugging percentage and .538 on base percentage.
- 1990— **BRIAN DOWNING** (Aug. 6-12): Led A.L. with a .688 (11/16) average, including seven runs, three doubles, three home runs and eight RBI. Posted 1.438 slugging percentage and .750 on-base percentage.
- 1989— **BERT BLAYVEN** (April 10-16): Posted two complete game wins, one shutout and a 0.50 ERA while limiting Oakland and Seattle to eight hits.
CHILI DAVIS (July 31-Aug. 6): Completed week with .448 average (13/29), and three doubles, three home runs and nine RBI. Collected 25 total bases while compiling a .448 on-base percentage and .862 slugging mark.
- 1988— **JOHNNY RAY** (April 18-24): Totaled 16 hits in 27 at-bats (.593 average), including five runs scored, five doubles, three sacrifice flies and 13 RBI.
MIKE WITT (June 13-19): Completed week with 2-0 record in two starts, while not allowing an earned run in 17.2 innings. He also totaled six strikeouts, six walks and 12 hits.
CHILI DAVIS (July 4-10): Completed week with a .600 average (15/25), .920 slugging percentage and .645 on-base percentage. In seven games, Davis scored 10 runs, two doubles, two home runs and eight RBI, three of which were game winners.
- 1987— **WALLY JOYNER** (July 25-31): Co-Player of the Week along with Boston's Roger Clemens. Finished week with 14 hits in 27 at-bats (.519 average), including seven runs scored, three doubles, three home runs and 11 RBI.
WALLY JOYNER (April 20-26): Completed week with a .480 average (12/25), five home runs and 13 RBI in seven games. Also recorded 10 runs scored, three sacrifice flies, a .500 on-base percentage and 1.120 slugging mark.
MIKE WITT (June 1-7): Was 2-0 in two starts with an 0.95 ERA (19 IP - 2 ER). He also fanned 19, allowed three walks, 12 hits and limited opponents to a .176 overall average.
- 1986— **DON SUTTON** (June 16-22): Became the 19th player in major league history to join the "300 Win" club as he posted a 5-1 complete-game victory over Texas at Anaheim Stadium, June 18 (Sutton shared laurels with Minnesota's Kent Hrbek).
DOUG DeCINCES (Aug. 4-10): Finished with a .421 average (8/19), 21 total bases, a double, four home runs, seven runs scored, seven RBI, a .520 on-base percentage and a 1.105 slugging percentage.
- 1985— **ROD CAREW** (July 29-Aug. 4): Became 16th player in major league history to record 3,000 hits with his third inning single against Minnesota's Frank Viola.
- 1984— **BOBBY GRICH** (Sept. 10-16): Finished with a .444 average (8/18), reached base 11 consecutive times and tied club record with eight straight hits.
MIKE WITT (Sept. 23-30): Became the 13th player in major league history to toss a perfect game as he shut down Texas, 1-0 on the 30th, while striking out 10.
- 1983— **ROD CAREW** (May 2-8): Hit .474 (9/19) including third four-hit game of season and 48th of his career.
- 1982— **DOUG DeCINCES** (Aug. 2-8): Hit .500 (12/24) with eight home runs including three in one game twice. He scored 30 runs and drove in 12. He finished with a slugging percentage of 1.542.
- 1980— **MARK CLEAR** (June 30-July 6): 1-0 with four saves in five games without allowing a hit.
JASON THOMPSON (July 21-27): Hit .560, slugged 1.040.
- 1979— **NOLAN RAYAN** (April 16-22): Two complete game wins with an ERA of 0.54 for week.
DON BAYLOR (July 2-8): Had five HRs and 13 RBI while slugging 1.038. Hit nine HRs in last 11 games.
- 1978— **DAN FORD** (Aug. 6-12): Tied three Angels records in a single game with eighth consecutive hit, five hits in a game and hit for cycle.
- 1977— **JOE RUDI** (April 7-11): Hit two HRs, a grand slam, plus three triples for nine RBI and a .333 average.

A.A.L. Player of the Month Winners (19)

- 1998 — **CHUCK FINLEY** (April): Posted 4-0 record with one complete game, one shutout and a 1.54 ERA (46.2 IP - 8 ER) in six starts. Allowed 35 hits (two HR), walked 18 and struck out 44, limiting opponents to a .208 average against (35/168). Led league in ERA for month.
- 1997 — **TIM SALMON** (July): Batted .390 (39/100) with 19 runs scored, six doubles, seven home runs, 32 RBI and 17 walks in 27 games. Led league in RBI and on-base percentage (.483). Finished second in slugging percentage (.660) and hits (tied).
- CHUCK FINLEY** (July): Co-winner along with Brad Radke of Minnesota. Finished with a 7-0 record, two complete games, one shutout and a 2.26 ERA (51.2 IP - 13 ER) in seven starts. During that span, allowed 42 hits and struck out 58 batters.
- 1995 — **GARRET ANDERSON** (July): Batted .410 (43/105) with 22 runs scored, eight doubles, seven home runs and 35 RBI in 25 games. Average was highest of any player in A.L. Posted .422 on-base percentage and .686 slugging percentage. Marked first rookie to be honored since inception of award.
- 1990 — **CHUCK FINLEY** (July): Co-winner along with Bobby Witt of Texas. Finished with 4-0 record in six games (three complete) and a 1.69 ERA (53.1 IP - 10 ER). During that span, allowed 49 hits and struck out 39 batters.
- 1989 — **CHUCK FINLEY** (May): Posted a 4-0 record and 1.37 ERA with three complete games and one shutout.
- 1988 — **CHILI DAVIS** (July): Finished with a .376 average (35/93), including 19 runs scored, seven doubles, seven home runs and 25 RBI.
- 1987 — **BRIAN DOWNING** (April): Finished with a .352 average (31/88), nine home runs and 22 RBI. Also recorded a .472 on-base percentage, scored 19 runs, had seven doubles and walked 18 times. His nine home runs established a personal-best for a month, while the 22 RBI were the most since recording a career-high 25 in Aug., 1985.
- 1986 — **MIKE WITT** (August): Posted a 5-0 record and 0.21 ERA (43 IP - 1 ER). Struck out 23 while allowing only 17 hits. Opponents hit just 110 (117/155) against him.
- DOUG DeCINCES** (August): Hit .337 (32/95) with nine home runs and 25 RBI. He scored 16 runs and added 12 base on balls while recording a .684 slugging percentage and .407 on base percentage.
- 1983 — **ROD CAREW** (May): Hit .438 (39/89) with 14 runs and 12 multiple-hit games, including two four-hit and six three-hit efforts.
- 1982 — **GEOFF ZAHN** (April): Finished 4-0 with three complete games, two shutouts and a 1.05 ERA (42.2 IP-5 ER) in five starts.
- DOUG DeCINCES** (August): Hit .392 (38/97) with 11 home runs and 28 RBI. He scored 21 runs, had an on-base percentage of .459 and an .825 slugging percentage.
- 1980 — **ROD CAREW** (June): Batted .389 with 13 doubles and 16 RBI.
- 1979 — **DON BAYLOR** (May): Drove in 23 runs and scored 21, Hit .354 with seven HRs.
- DON BAYLOR** (July): Set club record for month with 34 runs batted in. Hit .349 with 11 HRs for 79 total bases.
- 1978 — **FRANK TANANA** (April): First major league hurler to win five games in 1978. Was 5-0 with a 2.45 ERA and 17 strikeouts for the month.
- 1977 — **FRANK TANANA** (May): Season's first major leaguer to win eight. Completed all six May starts with 50 strikeouts in 52 innings.
- 1976 — **NOLAN RYAN** (September): Had 6-1 record with six complete games. He fanned 75 for the month including 18 in one game. Had a 1.33 ERA with three shutouts.
- FRANK TANANA** (September): Had a 5-1 record with a 1.27 ERA with 62 strikeouts. Allowed one run in 21 innings pitched against Oakland.

Angels All-Star Game Selections

- 1961 — Ryne Duren, first game; Ken McBride, both games.
- 1962 — Leon Wagner★, Billy Moran★, Lee Thomas, both games; Bill Rigney (coach), Ken McBride, second game.
- 1963 — Ken McBride★, Leon Wagner★, Albie Pearson★.
- 1964 — Dean Chance★, Jim Fregosi★
- 1965 — Bob Lee.
- 1966 — Bobby Knoop★, Jim Fregosi.
- 1967 — Jim McGlothlin, Don Mincher, Jim Fregosi, Bill Rigney (coach).
- 1968 — Jim Fregosi★.
- 1969 — Jim Fregosi.
- 1970 — Sandy Alomar, Jim Fregosi, Alex Johnson, Clyde Wright, Lefty Phillips (coach).
- 1971 — Andy Messersmith.
- 1972 — Nolan Ryan.
- 1973 — Nolan Ryan, Bill Singer.
- 1974 — Dave Chalk, Frank Robinson, Dick Williams (manager), Whitey Herzog (coach), Freddie Frederico (trainer).
- 1975 — Dave Chalk, Nolan Ryan.
- 1976 — Frank Tanana.
- 1977 — Frank Tanana (replaced Dave LaRoché, who replaced Nolan Ryan).
- 1978 — Frank Tanana.
- 1979 — Rod Carew, Bobby Grich, Brian Downing, Don Baylor★, Nolan Ryan★, Mark Clear.
- 1980 — Rod Carew★, Bobby Grich, Bob Clear (coach).
- 1981 — Rod Carew★, Fred Lynn, Rick Burleson, Ken Forsch, Jimmie Reese (coach).
- 1982 — Rod Carew★, Reggie Jackson★, Fred Lynn★, Bobby Grich★.
- 1983 — Rod Carew★, Reggie Jackson★, Fred Lynn★, Doug DeCinces, Bob Boone.
- 1984 — Rod Carew★, Reggie Jackson★, Rick Smith (trainer).
- 1985 — Donnie Moore.
- 1986 — Wally Joyner★, Mike Witt.
- 1987 — Mike Witt.
- 1988 — Johnny Ray.
- 1989 — Chuck Finley, Devon White, Doug Rader (coach), Marcel Lachemann (coach), Rick Smith (trainer).
- 1990 — Chuck Finley, Lance Parrish.
- 1991 — Bryan Harvey, Mark Langston.
- 1992 — Mark Langston, Jimmie Reese (honorary captain), Rick Turner (bullpen catcher), Ned Bergert (trainer).
- 1993 — Mark Langston★.
- 1994 — Chili Davis.
- 1995 — Gary DiSarcina, Jim Edmonds, Chuck Finley, Lee Smith.
- 1996 — Chuck Finley, Troy Percival.
- 1997 — Jason Dickson, Rick Smith (trainer).
- 1998 — Darin Erstad, Troy Percival.
- 1999 — Troy Percival.
- 2000 — Darin Erstad, Troy Glaus.
- 2001 — Troy Glaus, Troy Percival.
- 2002 — Garret Anderson, Mike Scioscia (coach), Ned Bergert (trainer).
- 2003 — Garret Anderson★, Troy Glaus★, Brendan Donnelly, Mike Scioscia (manager), Joe Maddon (coach), Buddy Black (coach), Mickey Hatcher (coach), Ron Roenicke (coach), Alfredo Griffin (coach), Orlando Mercado (coach).

★ Started game.

Angels In The Post-Season (1979)



1979 California Angels

Following its entry into the American League as an expansion club in 1961, the first post-season berth for the Los Angeles/California Angels would not occur until 1979. The Angels featured an offense that led the American League in runs scored with 866 and registered a .282 team average, both marks establishing club records. The run total was an increase of 175 from 1978 and the average an improvement of 23 points.

The magical season, considered by Owner Gene Autry as one of his proudest memories, was led by the MVP season of Don Baylor who recorded a .296 average with 36 home runs, and a league-leading 162 games played, 120 runs scored and 139 RBI. His 28 RBI in April set a league record, while his 34 RBI in July established a club record. Baylor's accomplishments led to his selection as A.L. "Player of the Month" twice in '79. He would play left field, right field and serve as the designated hitter during the campaign.

Baylor, Dan Ford (101) and Bobby Grich (101) paced the club in RBI, while Baylor, Ford (100) and Carney Lansford (114) led the club in runs scored. The season would mark the first in an Angels' uniform for future Hall of Famer Rod Carew and the last for another headed to the Hall in Nolan Ryan.

The season featured countless memorable moments, both from an individual and team perspective. During an impressive three-game series prior to the All-Star break, the Angels swept the defending World Champion New York Yankees. Ryan would be denied his fifth no-hitter with the Angels in the ninth inning of a 6-1 win, July 13. Three home runs and a five-run eighth against Cleveland, Aug. 31 aided a 9-8 win that would put the club into first to stay. Frank Tanana was on the mound Sept. 25, collecting a 4-1 division-clinching victory against Kansas City and a the Angels' first trip to the American League Championship Series.

Despite leading in the first three games of the ALCS against Baltimore, the Angels were defeated by the Orioles, three games to one. Their performance against a club that finished regular season play with a 102-57 record was more than most expected.

In Game One at Baltimore, pinch-hitter John Lowenstein's three-run homer in the bottom of the 10th was the decisive blow in a 6-3 Baltimore win. California battled back from a 9-1 deficit in Game Two, scoring six runs in the final three innings during a 9-8 loss in Memorial Stadium.

Larry Harlow's dramatic run-scoring double in the bottom of the ninth in Anaheim in Game Three accounted for the only California win as the Orioles, behind Scott McGregor's six-hitter, won Game Four, 8-0.



A slogan often seen and heard during the 1979 campaign.

Angels In The Post-Season (1979)

1979 Baltimore vs. California (Best-of-Five)

Wednesday, October 3 at Baltimore (N)

California	1	0	1	0	0	1	0	0	0	0	—	3	7	1
Baltimore	0	0	2	1	0	0	0	0	0	3	—	6	6	0

Ryan, Montague (8), and Downing; Palmer, Stanhouse (10) and Dempsey. WP—Stanhouse, LP—Montague. GWRBI—Lowenstein. HR—Ford, Lowenstein.

Time—3:10 Attendance—52,787

Thursday, October 4 at Baltimore (D)

California	1	0	0	0	0	1	1	3	2	—	8	10	1
Baltimore	4	4	1	0	0	0	0	0	x	—	9	11	1

Frost, Clear (2), Aase (8) and Downing; Flanagan, Stanhouse (8) and Dempsey. WP—Flanagan, LP—Frost, SV—Stanhouse. GWRBI—Kelly. HR—Ford, Murray.

Time—2:51 Attendance—52,108

Friday, October 5 at California (N)

Baltimore	0	0	0	1	0	1	1	0	0	—	3	8	3
California	1	0	0	1	0	0	0	0	2	—	4	9	0

D.Martinez, Stanhouse (9) and Skaggs; Tanana, Aase (6) and Downing. WP—Aase, LP—Stanhouse. GWRBI—Harlow. HR—Baylor.

Time—2:59 Attendance—43,199

Saturday, October 6 at California (D)

Baltimore	0	0	2	1	0	0	5	0	0	—	8	12	1
California	0	0	0	0	0	0	0	0	0	—	0	6	0

McGregor and Dempsey; Knapp, LaRoche (3), Frost (4), Montague (7), Barlow (9) and Downing. WP—McGregor, LP—Knapp. GWRBI—Singleton. HR—Kelly.

Time—2:56 Attendance—43,199

Angels

Player-Position	G	AB	R	H	2B	3B	HR	RBI	AVG
Davis, ph	2	2	1	1	1	0	0	0	500
Carew, 1b	4	17	4	7	3	0	0	1	.412
Ford, rf	4	17	2	5	1	0	2	4	.294
Lansford, 3b	4	17	2	5	0	0	0	3	.294
Miller, cf	4	16	2	4	0	0	0	0	.250
Downing, c	4	15	1	3	0	0	0	1	.200
Baylor, dh-1f	4	16	2	3	0	0	1	2	.188
Grich, 2b	4	13	0	2	1	0	0	2	.154
Harlow, lf-ph	3	8	0	1	1	0	0	1	.125
Anderson, ss	4	11	0	1	0	0	0	0	.091
Thon, pr-ss	1	0	1	0	0	0	0	0	.000
Campaneris, ss	1	0	0	0	0	0	0	0	.000
Rettenmund, ph-dh	2	2	0	0	0	0	0	0	.000
Clark, lf	1	3	0	0	0	0	0	0	.000
Totals	4	137	15	32	7	0	3	14	.234

Pitcher	G	IP	H	R	ER	BB	SO	W	L	ERA
Barlow	1	1	0	0	0	0	0	0	0	0.00
Ryan	1	7	4	3	1	3	8	0	0	1.29
Aase	2	5	4	1	1	2	6	1	0	1.80
Tanana	1	5	6	2	2	2	3	0	0	3.60
Clear	1	5.2	4	3	3	2	3	0	0	4.76
LaRoche	1	1.1	2	1	1	1	1	0	0	6.75
Knapp	1	2.1	5	2	2	1	0	0	1	7.71
Montague	2	4	4	4	4	2	2	0	1	9.00
Frost	2	4.1	8	10	9	5	1	0	1	18.69
Totals	4	35.2	37	26	23	18	24	1	3	5.80

Angels In The Post-Season (1982)



1982 California Angels

Considered by many as the best team in club history, the 1982 Angels were a solid group of established veterans and stars. In fact, the club boasted four former American League Most Valuable Players in the lineup (Don Baylor, Rod Carew, Reggie Jackson and Fred Lynn).

The '82 version of the Angels featured a punishing offense that saw nine players register at least 100 hits. Victory was especially satisfying for manager Gene Mauch who last tasted success with the Philadelphia Phillies in 1964. Despite winning 93 games, the race for post-season play with Kansas City came down to the second to final game of the season when the Angels defeated Texas at home, 6-4.

It was the 1982 Angels, led by Baylor, who asked to have uniform No. 26 retired in order to honor Owner Gene Autry as the 26th player on the club. The gesture came on the final day of the season.

Each of California's nine starting position players registered at least 138 games played while five of them played at least 150-or-more games (Brian Downing -158, Baylor - 157, Doug DeCinces & Reggie Jackson - 153 and Tim Foli - 150).

Outfielder Reggie Jackson, who ended his five tumultuous years with the Yankees signing a four-year contract with the Angels, tied for the American League lead in home runs and set an Angels' record with 39. His 101 RBI also led the ballclub.

Mauch's Angels used both power and created the phrase "little ball" as his offense led the A.L. with 114 sacrifice bunts. While Foli (26) and Boone (23) combined for 49 sacrifices, 13 other Angels totaled at least one sacrifice, including Carew and Juan Beniquez, each with 16.

Two crowds of over 64,000 per game watched the Angels jump out to a 2-0 series lead against the Milwaukee Brewers. Baylor's five RBI in Game One led to an 8-3 triumph as left-hander Tommy John tossed a complete-game seven-hitter.

The following night right-hander Bruce Kison limited Milwaukee to five hits during a 4-2 win in a game played in two hours and six minutes. The Angels had a commanding 2-0 series lead heading to Milwaukee.

With the series seemingly under control, the LCS shifted to County Stadium where the Brewers won Game Three, 5-3, behind a solid outing from Don Sutton. A pair of three-run innings and three California errors resulted in a 9-5 setback in Game Four, setting the stage for a dramatic and decisive Game Five. Cecil Cooper's two-run single in the seventh off Luis Sanchez was the difference in a 4-3 Brewers' series clinching win..

Despite not moving on to the World Series, outfielder Fred Lynn was honored as the series Most Valuable Player with his .611 average (11/18).



Bobby Grich

Did You Know? Brian Downing and Bobby Grich are the only players in club history to participate in each of the Angels' three Western Division Titles (1979, 1982, 1986).

A Angels In The Post-Season (1982)

1982 Milwaukee vs. California

(Best-of-Five)

Tuesday, October 5 at California (D)

Milwaukee	0	2	1	0	0	0	0	0	0	0	—	3	7	2
California	1	0	4	2	1	0	0	0	0	x	—	8	10	0

Caldwell, Slaton (4), Ladd (7), Bernard (8) and Simmons; John and Boone. WP—John. LP—Caldwell. GWRBI—Baylor. HR—Thomas, Lynn.
Time—2:31 Attendance—64,406

Wednesday, October 6 at California (D)

Milwaukee	0	0	0	0	2	0	0	0	0	0	—	2	5	0
California	0	2	1	1	0	0	0	0	0	x	—	4	6	0

Vuckovich and Simmons; Kison and Boone. WP—Kison. LP—Vuckovich. GWRBI—Foli, HR—Re. Jackson, Molitor.
Time—2:06 Attendance—64,179

Friday, October 8 at Milwaukee (D)

California	0	0	0	0	0	0	0	3	0	—	3	8	0
Milwaukee	0	0	0	3	0	0	2	0	x	—	5	6	0

Zahn, Witt (4), Hasster (7), and Boone; Sutton, Ladd (8) and Simmons. WP—Sutton. LP—Zahn. SV—Ladd. GWRBI—Cooper. HR—Molitor, Boone.
Time—2:41 Attendance—51,003

Saturday, October 9 at Milwaukee (D)

California	0	0	0	0	0	1	0	4	0	—	5	5	3
Milwaukee	0	3	0	3	0	1	0	2	x	—	9	9	2

John, Goltz (4), Sanchez (8), and Boone; Haas, Slaton (8) and Simmons. WP—Haas. LP—John. SV—Slaton. GWRBI—Brouhard. HR—Baylor, Brouhard.
Time—3:10 Attendance—51,003

Sunday, October 10 at Milwaukee (D)

California	1	0	1	1	0	0	0	0	0	—	3	11	1
Milwaukee	1	0	0	1	0	0	2	0	x	—	4	6	4

Kison, Sanchez (6), Hasster (7) and Boone; Vuckovich, McClure (7), Ladd (9) and Simmons. WP—McClure. LP—Sanchez. SV—Ladd. GWRBI—Cooper. HR—Oglivie.
Time—3:01 Attendance—54,968

Angels

Player-Position	G	AB	R	H	2B	3B	HR	RBI	AVG
Ro. Jackson, ph	1	1	0	1	0	0	0	0	1.000
Lynn, cf	5	18	5	11	2	0	1	5	.611
DeCinces, 3b	5	19	5	6	2	0	0	0	.316
Baylor, dh	5	17	2	5	1	1	1	10	.294
Boone, c	5	16	3	4	0	0	1	4	.250
Grich, 2b	5	15	1	3	1	0	0	1	.200
Carew, 1b	5	17	2	3	1	0	0	0	.176
Downing, lf	5	19	3	3	1	0	0	0	.158
Foli, ss	5	16	0	2	0	0	0	1	.125
Re. Jackson, rf	5	18	2	2	0	0	1	2	.111
Beniquez, lt	2	0	0	0	0	0	0	0	.000
Clark, rf	2	0	0	0	0	0	0	0	.000
Totals	5	157	23	40	8	1	4	23	.255

Pitcher	G	IP	H	R	ER	BB	SO	W	L	ERA
Hasster	2	2.2	0	0	0	0	2	0	0	0.00
Kison	2	14	8	4	3	3	12	1	0	1.93
John	2	12.1	11	9	7	6	6	1	1	5.11
Witt	1	3	2	2	2	2	3	0	0	6.00
Sanchez	2	2.2	4	2	2	1	1	0	1	6.75
Goltz	1	3.2	4	3	3	2	2	0	0	7.36
Zahn	1	3.2	4	3	3	1	2	0	1	7.36
Totals	5	42	33	23	20	15	28	2	3	4.29

No shutouts or saves.

Angels In The Post-Season (1986)



1986 California Angels

The 1986 campaign was an exciting season featuring some of the most memorable performances in club history. A dramatic American League Championship Series also resulted in one of the most memorable post-seasons in baseball history.

Bolstered by several veterans such as Bob Boone, Rick Burleson, Doug DeCinces, Brian Downing, Bobby Grich and Reggie Jackson, '86 saw the emergence of a young first baseman named Wally Joyner who captivated the baseball world with his solid first-half performance after replacing the legendary Rod Carew.

An eventual runner-up in Rookie of the Year voting behind Jose Canseco, Joyner recorded a .290 average with 22 home runs and 100 RBI. His clutch hitting and spectacular defense made him a favorite among Angels' fans immediately. Fans around the country eventually showed much of the same fondness.

After finishing in second place, one game back in 1985, the Angels vowed in spring training to make up that one game in '86. Combined with a solid offense, California's starting rotation of Kirk McCaskill (17-10), Mike Witt (18-10), Don Sutton (15-11) and John Candelaria (10-2 in 16 starts) enabled the ballclub to finish with a 92-70 record.

Defense also contributed as the Angels sported two Gold Glove winners in Bob Boone and Gary Pettis, while Dick Schofield played an equally solid shortstop.

On April 26, a game between California and Minnesota was delayed for nine minutes in the Metrodome when strong winds tore a hole in the Metrodome roof, causing suspended lights and speakers to sag toward the field. When the game resumed in the top of the ninth, California struck for three, two-run homers and a 7-6 win. On May 14, Jackson homered off Boston's Roger Clemens to move past Mickey Mantle on the all-time list with 537. Wally Joyner broke up Walt Terrell's bid for a no-hitter with two out in the ninth during a 3-0 loss. For the second time in his career, Jackson hit three home runs in a game, Sept. 18 vs. Kansas City. At the age of 40 years and four months, he joined Stan Musial and Babe Ruth as the only 40+ players to accomplish the feat.

The excitement of the regular season spilled into the ALCS as the Angels jumped out to a 3-1 series lead over Boston. An incredible come-from-behind win in Game Four by California after trailing 3-0 in the bottom of the ninth enabled the Angels to find themselves one game away from the World Series.

Leading 5-2 in the ninth inning of Game Five, the Red Sox staged one of the most improbable comebacks in post-season history, winning 7-6 in 11 innings. After Don Baylor's 9th inning home run pulled Boston to within 5-4, Dave Henderson slammed a two-run homer off reliever Donnie Moore for a 6-5 lead. The Angels were within one strike of victory.

Despite having the score tied in the bottom of the ninth, the Red Sox were able to squeeze out of a bases-loaded, one-out situation and send the game into extra-innings. The Angels were unable to regain their magic in Games 6 & 7 in Boston as the Red Sox advanced to the World Series where they would later experience some of the same heartbreak that befell the Angels.



1986 California Angels

Angels Western Division Clinching Dates

Year	No.	Date	Details
1979	158	Sept. 25	Angels defeat Kansas City, 4-1, at Anaheim Stadium (Tanana over Chamberlain).
1982	161	Oct. 2	Angels defeat Texas, 6-4, at Anaheim Stadium (Goltz over Hough).
1986	153	Sept. 26	Angels defeat Texas, 8-3, at Anaheim Stadium (Candelaria over Mohorcic).

Angels In The Post-Season (1986)

1986 Boston vs. California

(Best-of-Seven)

Tuesday, October 7 at Boston (N)

California	0	4	1	0	0	0	0	3	0	—	8	11	0
Boston	0	0	0	0	0	1	0	0	0	—	1	5	1

Witt and Boone; Clemens, Sambito (8), Stanley (8) and Gedman. WP—Witt. LP—Clemens. GWRBI—Jones.

Time—2:52 Attendance—32,993

Wednesday, October 8 at Boston (D)

California	0	0	0	1	1	0	0	0	0	—	2	11	3
Boston	1	1	0	0	1	0	3	3	x	—	9	13	2

McCaskill, Lucas (8), Corbett (8) and Boone; Hurst and Gedman. WP—Hurst. LP—McCaskill. GWRBI—Dw. Evans. HRs—Joyner, Rice.

Time—2:47 Attendance—32,786

Friday, October 10 at California (D)

Boston	0	1	0	0	0	0	0	2	0	—	3	9	1
California	0	0	0	0	0	1	3	1	x	—	5	8	0

Boyd, Sambito (7), Schiraldi (8) and Gedman; Candelaria, Moore (8) and Boone. WP—Candelaria. LP—Boyd. SV—Moore. GWRBI—Schofield.

HRs—Schofield, Pettis.

Time—2:48 Attendance—64,206

Saturday, October 11 at California (D)

Boston	0	0	0	0	0	1	0	2	0	0	0	—	3	6	1
California	0	0	0	0	0	0	0	0	3	0	1	—	4	11	2

Clemens, Schiraldi (9) and Gedman; Sutton, Lucas (7), Finley (8), Corbett (8), Boone and Narron (11).

WP—Corbett. LP—Schiraldi. GWRBI—Grich. HR—DeCinces.

Time—3:50 Attendance—64,223

Sunday, October 12 at California (D)

Boston	0	2	0	0	0	0	0	0	4	0	1	—	7	12	0
California	0	0	1	0	0	2	2	0	1	0	0	—	6	13	0

Hurst, Stanley (7), Sambito (9), Schiraldi (11) and Gedman; Witt, Lucas (9), Moore (9).

Finley (11), Boone and Narron (10). WP—Crawford. LP—Moore. S—Schiraldi. GWRBI—D. Henderson.

HRs—Gedman, Baylor, D. Henderson, Boone, Grich.

Time—3:54 Attendance—64,223

Tuesday, October 14 at Boston (D)

California	2	0	0	0	0	0	1	1	0	—	4	11	1
Boston	2	0	5	0	1	0	2	0	x	—	10	16	1

McCaskill, Lucas (3), Corbett (4), Finley (7), Boone and Narron (8); Boyd, Stanley (8) and Gedman. WP—Boyd. LP—McCaskill. GWRBI—Barrett.

HR—Downing.

Time—3:23 Attendance—32,998

Wednesday, October 15 at Boston (D)

California	0	0	0	0	0	0	0	1	0	—	1	6	2
Boston	0	3	0	4	0	0	1	0	x	—	8	8	1

Candelaria, Sutton (4), Moore (8) and Boone; Clemens, Schiraldi (8) and Gedman. WP—Clemens.

LP—Candelaria. GWRBI—Gedman. HRs—Rice, Dw. Evans.

Time—2:39 Attendance—33,001

Angels

Player-Position	G	AB	R	H	2B	3B	HR	RBI	AVG	
Boone, c	7	22	4	10	0	0	1	2	.455	
Burleson, ph-dh-2b	4	11	0	3	0	0	0	0	.273	
DeCinces, 3b	7	32	2	9	3	0	1	3	.281	
Downing, lf	7	27	2	6	0	0	1	7	.222	
Grich, 2b-1b	6	24	1	5	0	0	1	3	.208	
Hendrick, rf-1b	3	12	0	1	0	0	0	0	.083	
Howell, ph	2	1	0	0	0	0	0	0	.000	
Re. Jackson, dh	6	26	2	5	2	0	0	2	.192	
Jones, rf-pr	6	17	4	3	1	0	0	2	.176	
Joyner, 1b	3	11	3	5	2	0	1	2	.455	
Narron, c-ph	4	2	1	1	0	0	0	0	.500	
Pettis, cf	7	26	4	9	1	0	1	4	.346	
Schofield, ss	7	30	4	9	1	0	1	2	.300	
White, rf-pr	4	2	2	1	0	0	0	0	.500	
Wilfong, 2b-ph	4	13	1	4	1	0	0	2	.308	
Totals	7	256	30	71	11	0	7	29	.277	
Pitcher	G	IP	H	R	ER	BB	SO	W	L	ERA
Candelaria	2	10.2	11	8	1	6	7	1	1	0.84
Corbett	3	6.2	9	4	4	2	2	1	0	5.40
Finley	3	2	1	0	0	0	1	0	0	0.00
Lucas	4	2.1	3	3	3	1	2	0	0	11.57
McCaskill	2	9.1	16	13	8	5	7	0	2	7.71
Moore	3	5	8	4	4	2	0	1	1	7.20
Ruhle	1	.2	2	2	1	0	0	0	0	13.50
Sutton	2	9.2	6	2	2	1	4	0	0	1.86
Witt	2	17.2	13	5	5	2	8	1	0	2.55
Totals	7	64	69	41	28	19	31	3	4	3.94

No shutouts. Saves—Moore.

Angels In The Post-Season (2002)



2002 Season:

Anaheim finished the 2002 campaign with a 99-63 record, claiming the AL Wild Card, finishing four games behind Oakland in the AL West...99 wins marked the most victories in a season in club history (surpassing 93 in 1982)...On April 23, Angels sat at 6-14 (worst start in club history after 20 games), 10.5 games behind Seattle...After that, Angels were 44 games above .500 (93-49) over their last 142 games...Angels tallied 43 comeback wins, 12 when trailing after six innings...Club posted three win streaks of eight-or-more games marking first time in club history...Anaheim finished first in the American League with a club record .282 batting average (also 1979)...Angels finished with a 3.69 ERA, ranking second in the AL (Oakland, 3.68) and ranked first in the AL in saves with a club record 54...Troy Percival led the way with 40 saves...Relievers posted a 27-16 mark and 2.98 ERA, the best ERA in the AL and record in the majors (Atlanta)...Jarrod Washburn set a club record for road wins (13) and the longest win streak in a season (12, April 19-July 21)...Garret Anderson finished with a .306 average (194/638), 93 runs scored, 56 doubles, three triples, 29 home runs, 123 RBI, 30 walks and six stolen bases in 158 games to be named as team MVP, finishing fourth in AL MVP voting.

Post-Season:

ALDS - In their first post-season appearance in 16 years, the Angels defeated the New York Yankees in the Division Series (three games to one) to claim the first post-season series victory in club history...Anaheim dropped Game 1 in New York before rolling off three consecutive wins to move to the ALCS...The Anaheim offense scored 31 runs in four games and hit .376 (56-for-149), a record for a team in any post-season series...In Game 1, Troy Glaus became the first Angel to collect two home runs in a post-season game and seventh player in major league history to accomplish the feat in his first career playoff game...Francisco Rodriguez became the second pitcher in major league history to win two playoff games before the age of 21 (also Fernando Valenzuela in 1981)...Rodriguez also became the first pitcher in ML history to win two post-season games without owning a regular season victory...In Game 4, Anaheim set a Division Series single-inning record with eight runs on a major league post-season record 10 hits (also set by Philadelphia As in Game 4 of 1929 World Series) during the fifth frame...**ALCS** - The Angels defeated the Minnesota Twins (four games to one) to claim their first ever AL Pennant and earn a spot in the Fall Classic...The franchise, which was established in 1961, had been tied with the Senators/Rangers franchise for longest tenure by an expansion team without reaching the World Series...It marked the first time in the history of the best-of-seven format that a team won four straight games after losing the opener in a LCS...Francisco Rodriguez became the first pitcher in major league history to win his first three games in post-season play...In Game 5, the Angels scored 10 runs on 10 hits in the 7th inning establishing or tying several post-season records during the frame, including post-season marks for runs in an inning, singles in an inning and plate appearances in an inning...Adam Kennedy was named Most Valuable Player of the ALCS, the second Angel to be named ALCS MVP (also Fred Lynn in 1982 ALCS, the only MVP in ALCS history from the losing team)...Kennedy became the third player in history to hit three home runs in an LCS contest in Game 5, the sixth time in post-season history that a player homered three times in a contest...The Angels bullpen combined to allow four runs 14.1 innings in the series, fanning 18 batters...Minnesota's bullpen gave up 10 runs in Game 5 and allowed 16 runs in the last seven innings of work...Angels pitchers did not allow a HR in the series...**World Series** - The All-California Series matched the Angels with the San Francisco Giants in the 99th edition of the Fall Classic...42 years of waiting for a World Series crown came to a close for Angels fans in Game 7 when Darin Erstad caught Kenny Lofton's fly ball with two on and two out in the top of the ninth inning to preserve the Angels 4-1 series clinching victory in front of 44,598 raucous fans...Game 7 win was keyed by Garret Anderson's three-run double in the third inning...Anaheim joined the 1997 Florida Marlins as the only Wild Card teams to claim the title (Florida again in 2003)...John Lackey received the win in the final game, becoming just the second rookie pitcher since to win Game 7 of the World Series (also accomplished by Babe Adams with Pittsburgh in 1909)...At 20 years, 286 days, Francisco Rodriguez became the youngest pitcher ever to win a World Series contest in Game 2...The win was his fifth of the post-season, tying Randy Johnson (2001) for the most ever in a single post-season...In Game 6, the Angels' 6-5 comeback win was the biggest ever by a team facing Series elimination...It marked the second time in the '02 post-season Anaheim overcame a five-run deficit to win (also trailed 6-1 in Game 3 of ALDS to NYY and won 9-6), the first team ever to rally from two five-run deficits in a single post-season...With his three-run HR in the seventh inning of Game 6, Scott Spiezio tied Cleveland's Sandy Alomar Jr. (1997) for the most RBI (19) in a single post-season...Angels manager Mike Scioscia became the 28th individual to play and manage on a World Series Championship team...Anaheim became the first team since the 1912 Boston Red Sox to win the World Series with no players on the roster with previous World Series experience...Angels third baseman Troy Glaus was named MVP of the 2002 Fall Classic after hitting .385 (10/26) with seven runs, three doubles, three home runs and eight RBI in seven games...His six extra-base hits and seven runs were each one shy of tying World Series records...He was the sixth player to hit a pair of home runs in his first World Series game.



A jubilant Troy Percival and Benjie Molina commence celebration of the Angels' first world title.

Angels In The Post-Season (2002)



2002 ALDS Recap Anaheim Angels vs. New York Yankees Oct. 1-5, 2002 Best of Five



GAME 1 - Tuesday, October 1 at New York (N)

ANAHEIM	0	0	1	0	2	1	0	1	0	—	5	12	0
NEW YORK	1	0	0	2	1	0	0	4	X	—	8	8	1

E: Posada. DP: Anaheim 4; New York 2. LOB: Anaheim 8; New York 0. HR: Jeter (off Washburn), Giambi (off Washburn), White (off Washburn), Glaus 2 (off Clemens, off Mendoza), Williams (off Donnelly). SB: Erstad, Eckstein. Soriano. S: Erstad. GIDP: Anderson, Fullmer; Williams, Soriano, Posada, Giambi. WP - Karsay, LP - Weber, S - Rivera.
T—3:27 A—56,710

GAME 2 - Wednesday, October 2 at New York (N)

ANAHEIM	1	2	1	0	0	0	0	3	1	—	8	17	1
NEW YORK	0	0	1	2	0	2	0	0	1	—	6	12	1

E: Gil; Jeter. DP: New York 1. LOB: Anaheim 8; New York 11. HR: Salmon (off Pettitte), Spiezio (off Pettitte), Jeter (off Applier), Soriano (off Rodriguez), Anderson (off Hernandez), Glaus (off Hernandez). SB: Figgins. SF: Kennedy. HB: by Applier (Mondesi), by Percival (Soriano). WP - Rodriguez, LP - Hernandez, S - Percival.
T—4:11 A—56,695

GAME 3 - Friday, October 4 at Anaheim (H)

NEW YORK	3	0	3	0	0	0	0	0	0	—	6	6	0
ANAHEIM	0	1	2	1	0	1	1	3	X	—	9	12	0

LOB: New York 6; Anaheim 8. HR: Kennedy (off Mussina), Salmon (off Karsay). SB: Kennedy. S: BMolina, Eckstein. SF: Posada, Ventura; Kennedy. HB: by Mussina (Glaus), by Weaver (Eckstein); by Ortiz (Mondesi). WP: Ortiz. WP - Rodriguez, LP - Stanton, S - Percival.
T—3:52 A—45,072

GAME 4 - Saturday, October 5 at Anaheim (D)

NEW YORK	0	1	0	0	1	1	1	0	1	—	5	12	2
ANAHEIM	0	0	1	0	8	0	0	0	X	—	9	15	1

E: Soriano, Wells; Glaus. DP: New York 2; Anaheim 2. LOB: New York 11; Anaheim 6. HR: Wooten (off Wells), Posada (off Donnelly). S: BMolina, SF: Jeter. GIDP: Williams, Ventura; Erstad. 2. HB: by Washburn (Giambi). WP: Rodriguez. WP - Washburn, LP - Wells.
T—3:37 A—45,067

Angels Division Series Stats

PLAYER	AVG	G	AB	R	H	TB	2B	3B	HR	RBI	SH	SF	HP	BB	IBB	SO	SB	CS	GI DP	E
Anderson,G	.389	4	18	5	7	12	2	0	1	4	0	0	0	1	0	3	0	0	1	0
Eckstein,D	.278	4	18	2	5	5	0	0	0	1	1	0	1	0	0	0	1	0	0	0
Erstad,D	.421	4	19	4	8	10	2	0	0	2	1	0	0	0	0	1	1	0	2	0
Figgins,D	.000	1	0	1	0	0	0	0	0	0	0	0	0	0	0	0	1	0	0	0
Fullmer,B	.286	3	7	1	2	3	1	0	0	0	0	0	0	1	1	1	0	0	1	0
Gil,B	.800	2	5	1	4	4	0	0	0	1	0	0	0	0	0	0	0	0	0	1
Glaus,T	.313	4	16	4	5	14	0	0	3	3	0	0	1	1	3	0	0	0	1	0
Kennedy,A	.500	4	8	4	4	8	1	0	1	3	0	2	0	1	0	2	1	0	0	0
Molina,B	.267	4	15	0	4	6	2	0	0	2	2	0	0	0	0	1	0	0	1	0
Molina,J	.000	0	0	0	0	0	0	0	0	0	0	0	0	0	0	0	0	0	0	0
Ochoa,A	.000	3	0	0	0	0	0	0	0	0	0	0	0	0	0	0	0	0	0	0
Palmeiro,D	.000	0	0	0	0	0	0	0	0	0	0	0	0	0	0	0	0	0	0	0
Salmon,T	.263	4	19	3	5	12	1	0	2	7	0	0	0	1	0	5	0	0	0	0
Spiezio,S	.400	4	15	2	6	10	1	0	1	6	0	0	0	2	0	1	0	0	0	0
Wooten,W	.667	3	9	4	6	9	0	0	1	2	0	0	0	0	0	1	0	0	0	0
ANAHEIM	.376	4	149	31	56	93	10	0	9	31	4	2	2	7	2	18	4	0	5	2

PITCHER	W	L	ERA	G	GS	CG	GF	SHO	SV	IP	H	R	ER	HR	HB	BB	IBB	SO	WP	BK	OPP AVG
Applier,K	0	0	5.40	1	1	0	0	0	0	5.0	5	3	3	1	1	3	0	3	0	0	.250
Donnelly,B	0	0	13.50	3	0	0	1	0	0	2.0	3	3	2	0	1	0	2	0	0	0	.333
Lackey,J	0	0	0.00	1	0	0	0	0	0	3.0	3	0	0	0	0	1	0	3	0	0	.250
Ortiz,R	0	0	20.25	1	1	0	0	0	0	2.2	3	6	6	0	1	4	0	1	1	0	.333
Percival,T	0	0	5.40	3	0	0	3	0	2	3.1	6	2	2	0	1	0	0	4	0	0	.375
Rodriguez,F	2	0	3.18	3	0	0	0	0	0	5.2	2	2	2	1	0	2	0	8	1	0	.105
Schoeneweis,S	0	0	27.00	3	0	0	0	0	0	0.1	2	1	1	0	0	0	0	0	0	0	.667
Shields,R	0	0	---	0	0	0	0	0	0	0.0	0	0	0	0	0	0	0	0	0	0	.000
Washburn,J	1	0	3.75	2	2	0	0	0	0	12.0	12	6	5	3	1	3	0	4	0	0	.286
Weber,B	0	1	18.00	2	0	0	0	0	0	1.0	2	2	2	0	0	2	0	0	0	0	.400
ANAHEIM	3	1	6.17	4	4	0	4	0	2	35.0	38	25	24	7	4	16	0	25	2	0	.281

A Angels In The Post-Season (2002)



2002 World Series Recap

San Francisco Giants vs. Anaheim Angels

Oct. 19-27, 2002
Best of Seven



GAME 1 - Saturday, October 19 at Anaheim (N)

SAN FRANCISCO	0	2	0	0	0	2	0	0	0	—	4	6	0
ANAHEIM	0	1	0	0	0	2	0	0	0	—	3	9	0

LOB: San Francisco 5; Anaheim 8. HR: Bonds (off Washburn), Sanders (off Washburn), Snow (off Washburn); Glaus 2 (off Schmidt). SB: Fullmer.
SH: Lofton, WP - Schmidt, LP - Washburn, S - Nen.
T—3:44 A—44,603

GAME 2 - Sunday, October 20 at Anaheim (N)

SAN FRANCISCO	0	4	1	0	4	0	0	0	1	—	10	12	1
ANAHEIM	5	2	0	0	1	1	0	2	X	—	11	16	1

E: Lofton; Anderson, DP. San Francisco 1; Anaheim 1. LOB: San Francisco 4; Anaheim 5. HR: Kent (off Appier), Sanders (off Appier), Bell (off Appier), Salmon 2 (off Ortiz, FeRodriguez), Bonds (off FrRodriguez). SB: Sanders; Fullmer, Spiezo, SF: Spiezo. GDP: BMolina. PB: Santiago. WP - FrRodriguez, LP - FeRodriguez, S - Percival.
T—3:57 A—44,584

GAME 3 - Tuesday, October 22 at San Francisco (N)

ANAHEIM	0	0	4	4	0	1	0	1	0	—	10	16	0
SAN FRANCISCO	1	0	0	0	3	0	0	0	0	—	4	6	2

E: Bell, Santiago, DP: Anaheim 1; San Francisco 1. LOB: Anaheim 15; San Francisco 7. HR: Aurilia (off RaOrtiz), Bonds (off RaOrtiz). SB: Erstad, Salmon; Lofton, S; Hernandez. GDP: Spiezo; Bell, HB: by Fultz (Kennedy). WP - RaOrtiz, LP - Hernandez.
T—3:37 A—42,707

GAME 4 - Wednesday, October 23 at San Francisco (N)

ANAHEIM	0	1	2	0	0	0	0	0	0	—	3	10	1
SAN FRANCISCO	0	0	0	0	3	0	0	1	X	—	4	12	1

E: Salmon; Bell, DP: Anaheim 3; San Francisco 3. LOB: Anaheim 5; San Francisco 8. HR: Glaus (off Rueter). SB: Goodwin. CS: Bell. SF: Eckstein; Kent. PB: BMolina. WP - Worrell, LP - FrRodriguez, S - Nen.
T—3:02 A—42,703

GAME 5 - Thursday, October 24 at San Francisco (N)

ANAHEIM	0	0	0	0	3	1	0	0	0	—	4	10	2
SAN FRANCISCO	3	3	0	0	0	2	4	4	X	—	16	16	0

E: Erstad, Glaus. LOB: Anaheim 9; San Francisco 8. HR: Kent 2 (off Weber, off Shields), Aurilia (off Shields). SB: Eckstein. S: Schmidt, Shinjo. SF: Erstad; Santiago, Sanders. HB: by Weber (Bell). WP: Schmidt. WP - Zerbe, LP - Washburn.
T—3:53 A—42,713

GAME 6 - Saturday, October 26 at Anaheim (N)

SAN FRANCISCO	0	0	0	0	3	1	1	0	0	—	5	8	1
ANAHEIM	0	0	0	0	0	0	3	3	X	—	6	10	1

E: Bonds; BMolina. DP: San Francisco 1; Anaheim 1. LOB: San Francisco 6; Anaheim 6. HR: Dunston (off Appier), Bonds (off FrRodriguez), Spiezo (off FeRodriguez), Erstad (off Worrell). SB: Lofton 2. S: JMolina. GDP: Santiago; Anderson. WP: FrRodriguez. WP - Donnelly, LP - Worrell, S - Percival.
T—3:48 A—44,506

GAME 7 - Sunday, October 27 at Anaheim (N)

SAN FRANCISCO	0	1	0	0	0	0	0	0	0	—	1	6	0
ANAHEIM	0	1	3	0	0	0	0	0	X	—	4	5	0

DP: San Francisco 1. LOB: San Francisco 9; Anaheim 6. S: Erstad, SF: Sanders. HB: by Hernandez (Salmon). WP - Lackey, LP - Hernandez, S - Percival.
T—3:16 A—44,598

Angels In The Post-Season (2002)



Angels World Series Stats

PLAYER	AVG	G	AB	R	H	TB	2B	3B	HR	RBI	SH	SF	HP	BB	IBB	SO	SB	CS	DP	E	GI
Anderson,G	.281	7	32	3	9	10	1	0	0	6	0	0	0	0	0	3	0	0	1	1	
Eckstein,D	.310	7	29	6	9	9	0	0	0	3	0	1	0	3	0	2	1	0	0	0	
Erstad,D	.300	7	30	6	9	15	3	0	1	3	1	1	0	1	0	4	1	0	0	1	
Figins,D	.000	2	0	1	0	0	0	0	0	0	0	0	0	0	0	0	0	0	0	0	
RIGHT	.000	0	0	0	0	0	0	0	0	0	0	0	0	0	0	0	0	0	0	0	
LEFT	.000	0	0	0	0	0	0	0	0	0	0	0	0	0	0	0	0	0	0	0	
Fullmer,B	.267	5	15	3	4	4	0	0	0	1	0	0	0	2	0	2	2	0	1	0	
Gil,B	.800	3	5	1	4	5	1	0	0	0	0	0	0	0	0	1	0	0	0	0	
Glaus,T	.385	7	26	7	10	22	3	0	3	8	0	0	0	4	1	6	0	0	1	1	
Kennedy,A	.280	7	25	1	7	9	2	0	0	2	0	0	1	0	0	7	0	0	0	0	
Molina,B	.286	7	21	2	6	8	2	0	0	2	0	0	0	3	2	1	0	0	2	1	
Molina,J	.000	3	0	0	0	0	0	0	0	0	1	0	0	0	0	0	0	0	0	0	
Ochoa,A	.000	5	1	0	0	0	0	0	0	0	0	0	0	0	0	0	0	0	0	0	
Palmeiro,D	.250	4	4	1	1	2	1	0	0	0	0	0	0	0	0	2	0	0	0	0	
Salmon,T	.346	7	26	7	9	16	1	0	2	5	0	0	1	4	1	7	1	0	0	1	
Spiezo,S	.261	7	23	3	6	12	1	1	1	8	0	1	0	6	1	1	1	0	1	0	
RIGHT	.125	8	1	1	1	0	0	0	1	0	1	0	0	0	0	0	0	0	1	0	
LEFT	.333	15	5	11	1	1	1	1	7	0	0	0	6	1	1	1	0	0	0	0	
Wooten,W	.500	3	2	0	1	1	0	0	0	0	0	0	0	0	0	0	0	0	0	0	
Lackey,J	.500	3	2	0	1	1	0	0	0	0	0	0	0	0	0	0	0	0	0	0	
Ortiz,R	.000	1	3	0	0	0	0	0	0	0	0	0	0	0	0	2	0	0	0	0	
Washburn,J	.000	2	1	0	0	0	0	0	0	0	0	0	0	0	0	0	0	0	0	0	
PITCHERS	.167	7	6	0	1	1	0	0	0	0	0	0	0	0	0	2	0	0	0	0	
ANAHEIM	.310	7	245	41	76	114	15	1	7	38	2	3	2	23	5	38	6	0	6	5	

PITCHER	W	L	ERA	G	GS	CG	GF	SHO	SV	IP	H	R	ER	HR	HB	BB	IBB	SO	WP	BK	AVG	OPP
Appier,K	0	0	11.37	2	2	0	0	0	0	6.1	9	8	8	4	0	5	1	4	0	0	.333	
Donnelly,B	1	0	0.00	5	0	0	0	0	0	7.2	1	0	0	0	0	4	0	6	0	0	.042	
Lackey,J	1	0	4.38	3	2	0	0	0	0	12.1	15	6	6	0	0	5	4	7	0	0	.319	
Ortiz,R	1	0	7.20	1	1	0	0	0	0	5.0	5	4	4	2	0	4	1	3	0	0	.263	
Percival,T	0	0	3.00	3	0	0	3	0	3	3.0	2	1	1	1	0	1	0	3	0	0	.182	
Rodriguez,F	1	1	2.08	4	0	0	1	0	0	8.2	6	3	2	1	0	1	0	13	1	0	.194	
Schoeneweis,S	0	0	0.00	2	0	0	1	0	0	2.0	1	0	0	0	0	1	0	2	0	0	.167	
Shields,R	0	0	5.40	1	0	0	1	0	0	1.2	5	5	1	2	0	0	0	1	0	0	.455	
Washburn,J	0	2	9.31	2	2	0	0	0	0	9.2	12	10	10	3	0	7	2	6	0	0	.324	
Weber,B	0	0	13.50	4	0	0	1	0	0	4.2	10	7	7	1	1	2	1	5	0	0	.455	
ANAHEIM	4	3	5.75	7	7	0	7	0	3	61.0	66	44	39	14	1	30	9	50	1	0	.281	



Angels In The Post-Season (2002)

PLAYER	GI																PINCH HIT									
	AVG	G	AB	R	H	TB	2B	3B	HR	RBI	SH	SF	HP	BB	IBB	SO	SB	CS	DP	E	SLG	OBP	AB	H	HR	RBI
Anderson,G	.300	16	70	11	21	31	4	0	2	13	0	0	0	2	0	6	0	1	2	1	.443	.319	0	0	0	0
Eckstein,D	.294	16	68	9	20	20	0	0	0	6	1	1	2	3	0	4	2	0	0	1	.294	.338	0	0	0	0
Erstad,D	.352	16	71	14	25	36	5	0	2	7	2	1	0	1	0	8	3	0	2	1	.507	.356	0	0	0	0
Figgins,D	1.000	6	1	4	1	1	0	0	0	0	0	0	0	0	0	0	1	0	0	1.000	1.000	0	0	0	0	
RIGHT	.000	0	0	0	0	0	0	0	0	0	0	0	0	0	0	0	0	0	0	0	.000	.000	0	0	0	0
LEFT	1.000	1	1	1	1	0	0	0	0	0	0	0	0	0	0	0	0	0	0	0	1.000	1.000	0	0	0	0
Fullmer,B	.294	12	34	6	10	16	3	0	1	5	0	0	0	3	1	5	2	0	3	0	.471	.351	1	0	0	0
Gil,B	.667	6	12	2	8	9	1	0	0	1	1	0	0	0	0	2	0	0	0	2	.750	.667	2	2	0	0
Glaus,T	.344	16	61	15	21	47	3	1	7	13	0	0	1	7	2	14	0	0	1	2	.770	.420	0	0	0	0
Kennedy,A	.340	15	47	10	16	31	3	0	4	10	1	2	1	1	0	11	2	0	0	0	.660	.353	3	1	0	0
Molina,B	.260	16	50	2	13	19	4	1	0	6	2	0	1	4	2	4	0	0	3	1	.380	.327	0	0	0	0
Molina,J	.000	6	1	0	0	0	0	0	0	0	1	0	0	0	0	0	0	0	0	0	.000	.000	0	0	0	0
Ochoa,A	.000	12	5	2	0	0	0	0	0	0	0	0	0	0	0	3	0	0	0	0	.000	.000	1	0	0	0
Palmeiro,O	.167	6	6	1	1	2	1	0	0	0	0	0	0	0	0	3	0	0	0	0	.333	.167	5	1	0	0
Salmon,T	.288	16	59	10	17	31	2	0	4	12	0	0	1	8	1	13	1	0	1	1	.525	.382	0	0	0	0
Spezio,S	.327	16	55	10	18	33	4	1	3	19	0	1	0	10	2	3	2	0	1	0	.600	.424	0	0	0	0
RIGHT	.350	20	7	10	0	0	1	7	0	1	0	1	0	1	1	1	1	1	1	1	.500	.364	0	0	0	0
LEFT	.314	35	11	23	4	1	2	12	0	0	0	0	9	2	2	0	0	0	0	0	.657	.455	0	0	0	0
Wooten,W	.474	9	19	5	9	12	0	0	1	3	0	0	0	0	0	4	0	0	0	0	.632	.474	4	0	0	0
Lackey,J	.500	5	2	0	1	1	0	0	0	0	0	0	0	0	0	0	0	0	0	0	.500	.500	0	0	0	0
Ortiz,R	.000	3	3	0	0	0	0	0	0	0	0	0	0	0	0	2	0	0	0	0	.000	.000	0	0	0	0
Washburn,J	.000	5	1	0	0	0	0	0	0	0	0	0	0	0	0	0	0	0	0	0	.000	.000	0	0	0	0
ANAHEIM	.320	16	565	101	181	289	30	3	24	95	8	5	6	39	8	82	13	1	13	9	.512	.367	16	4	0	0
OPPONENTS	.266	16	530	81	141	226	20	1	21	77	6	9	6	53	9	113	7	2	14	13	.426	.334	18	0	0	1
DH	.360	7	50	12	18	27	3	0	2	8	0	0	0	3	1	9	3	0	2	0	.540	.396	3	0	0	0

PITCHER	OPP																AVG				
	W	L	ERA	G	GS	CG	GF	SHO	SV	IP	H	R	ER	HR	HB	BB		IBB	SO	WP	BK
Appier,K	0	1	6.23	5	5	0	0	0	0	21.2	24	15	15	5	1	12	1	10	2	0	.289
Donnelly,B	1	0	4.15	11	0	0	1	0	0	13.0	7	6	6	2	1	5	0	13	1	0	.152
Lackey,J	2	0	2.42	5	3	0	0	0	0	22.1	21	6	6	0	0	6	4	17	0	0	.256
Ortiz,R	2	0	9.00	3	3	0	0	0	0	13.0	18	13	13	2	1	9	1	7	1	0	.353
Percival,T	0	0	2.79	9	0	0	9	0	7	9.2	8	3	3	1	1	1	0	10	0	0	.216
Rodriguez,F	5	1	1.93	11	0	0	1	0	0	18.2	10	5	4	2	0	5	0	28	3	0	.156
Schoeneweis,S	0	0	3.00	6	0	0	1	0	0	3.0	3	1	1	0	0	1	0	2	0	0	.273
Shields,R	0	0	5.40	1	0	0	1	0	0	1.2	5	5	1	2	0	0	0	1	0	0	.455
Washburn,J	1	2	5.02	5	5	0	0	0	0	28.2	30	17	16	6	1	10	2	17	0	0	.278
Weber,B	0	1	10.80	9	0	0	3	0	0	8.1	15	10	10	1	1	4	1	8	0	0	.405
ANAHEIM	11	5	4.82	16	16	0	16	0	7	140.0	141	81	75	21	6	53	9	113	7	0	.266
OPPONENTS	5	11	6.35	16	16	0	16	0	4	136.0	181	101	96	24	6	39	8	82	4	0	.320

ANGELS

Angels Career Post-Season Leaders



Batting (minimum of 18 at-bats)

Batting Average

611 (11/18)	Fred Lynn	1982
474 (9/19)	Shawn Wooten	2002
368 (14/38)	Bob Boone	1982, '86
352 (25/71)	Darin Erstad	2002
346 (9/26)	Gary Pettis	1986
344 (21/61)	Troy Glaus	2002
340 (16/47)	Adam Kennedy	2002
327 (18/55)	Bob Boone	1986

At-Bats

71	Darin Erstad	2002
70	Garret Anderson	2002
68	David Eckstein	2002
61	Troy Glaus	2002
61	Brian Downing	1979, '82, '86
59	Tim Salmon	2002
55	Scott Spiezio	2002
54	Bobby Grich	1979, '82, '86
51	Doug DeCinces	1982, '86

Hits

25★	Darin Erstad	2002
21	Garret Anderson	2002
21	Troy Glaus	2002
20	David Eckstein	2002
18	Scott Spiezio	2002
17	Tim Salmon	2002
16	Adam Kennedy	2002
15	Doug DeCinces	1982, '86

★ Tied single post-season record

Pitching (minimum of 7 IP)

Wins

5★	Francisco Rodriguez	2002
2	John Lackey	2002
2	Ramon Ortiz	2002
1	Eight players tied	

Losses

2	Kirk McCaskill	1986
2	Jarrod Washburn	2002

Innings Pitched

28.2	Jarrod Washburn	2002
22.1	John Lackey	2002
21.2	Kevin Appier	2002
20.2	Mike Witt	1982, '86
18.2	Francisco Rodriguez	2002

Games

11	Francisco Rodriguez	2002
11	Brendan Donnelly	2002
9	Troy Percival	2002
9	Ben Weber	2002
6	Scott Schoeneweis	2002

★ Tied single post-season record

Home Runs

7	Troy Glaus	2002
4	Adam Kennedy	2002
4	Tim Salmon	2002
3	Scott Spiezio	2002
2	Five players tied	

Runs

15	Troy Glaus	2002
14	Darin Erstad	2002
11	Garret Anderson	2002
10	Three players tied	

Doubles

5	Doug DeCinces	1982, '86
5	Darin Erstad	2002
4	Four players tied	

Runs Batted In

19★	Scott Spiezio	2002
13	Garret Anderson	2002
13	Troy Glaus	2002
12	Don Baylor	1979, '82
12	Tim Salmon	2002

ERA

0.84	John Candelaria	1986
1.29	Nolan Ryan	1979
1.86	Don Sutton	1986
1.93	Bruce Kison	1982
1.93	Francisco Rodriguez	2002

Strikeouts

28	Francisco Rodriguez	2002
17	John Lackey	2002
17	Jarrod Washburn	2002
13	Brendan Donnelly	2002
12	Bruce Kison	1982

Saves

7★	Troy Percival	2002
1	Donnie Moore	1986



Angels Hall Of Fame

Bobby Grich, Jim Fregosi, Don Baylor, Rod Carew, Nolan Ryan and Jimmie Reese were the first six inductees into the Anaheim Angels Hall of Fame.

Grich, who retired following the American League Championship Series against Boston in 1986, was inducted Feb. 3, 1988. He is one of only two Angels (Brian Downing being the other) to participate in each of the club's three Western Division titles.

Grich officially became an Angel Nov. 24, 1976. The native of Muskegon, MI concluded his Angels career with a .269 average in 1,222 games including 154 home runs and 557 RBI. During his career, Grich compiled the following overall numbers: .266 average, 2,008 games, 6,890 at-bats, 1,033 runs, 1,833 hits, 224 home runs and 864 RBI.

One of California's most popular players, Grich became only the second player in club history to play 1,000 games-or-more (1,098) at one position, joining Fregosi who totaled 1,367 appearances at shortstop. Grich's .997 fielding percentage in 1985 established a major league record for second basemen.

On the date of his induction, Grich ranked among the top three on several Angels all-time lists, including games (third), at-bats (third - 4,100), runs (third - 601), home runs (second), runs batted in (second), extra-base hits (third - 357), hits (third - 1,103), doubles (third - 183) and total bases (third - 1,788).

In 1981, Grich recorded a career-high .304 average and tied Dwight Evans, Tony Armas and Eddie Murray for the A.L. home run derby (22 each). The feat made him the first second baseman to lead the league in home runs since Nap Lajoie of Philadelphia totaled 14 in 1901. He also became the first A.L. second baseman to lead in slugging since George Stirnweiss with the Yankees in 1945 (.476). During the '81 campaign, Grich compiled a career-best 21-game hitting streak (May 21-Aug. 19), the third longest in club annals.

In 1980, Grich was co-winner of the Owner's Trophy, symbolic of the club's Most Valuable Player as selected by the players.



Fregosi, a six-time Angels All-Star, was inducted May 17, 1989. He appeared with the Angels from 1961-71 as a player and then managed the club from June 1, 1978 through May 28, 1981. Fregosi guided the club to an 87-75 finish in 1978 and a second place tie prior to the memorable 1979 season when the Angels captured their first-ever Western Division title at 88-74. For his efforts, Fregosi was runner-up in balloting by the Associated Press for A.L. Manager of the Year. He finished with a 237-248 record managing the Angels (.489).

As a player, Fregosi's career spanned 18 major league seasons during which he registered a .265 lifetime average. He was originally acquired by the Angels Dec. 14, 1960 in the expansion draft from the Boston Red Sox.

Fregosi was voted the Angels Owner's Trophy three times and was a Gold Glove recipient in 1964.

Angels Retired Uniform Numbers

No.	Individual	Year
11	Jim Fregosi	1998
26	Gene Autry	1982
29	Rod Carew	1986
30	Nolan Ryan	1992
50	Jimmie Reese	1995

Note: The Angels and Major League Baseball retired number 42 on Jackie Robinson's behalf in 1997.

Angels Hall Of Fame



At the time of his induction, Fregosi led on California's all-time lists in the following categories: games (1,429), at-bats (5,244), hits (1,408) and triples (70). In addition, he also ranked second in runs (691), doubles (219), extra-base hits (404) and total bases (2,112).

Baylor, the only Angel to win the American League Most Valuable Player Award in 1979, was inducted on May 26, 1990. He appeared with the Angels from 1977-82. He was a member of the Angels first two Western Division Championships in 1979 and 1982. During his '79 MVP season, Baylor compiled a .296 average with 36 home runs and a league-leading 139 RBI. He also led the league in games played (162) and runs scored (120). His marks in games played, runs scored, RBI and total bases that season are also club single-season records. In the '82 American League Championship Series, he hit .294 with a grand slam and series-high 10 RBI.

Baylor's career spanned 19 major league seasons during which he registered a .260 lifetime average and 338 home runs. He was originally acquired by the Angels Nov. 16, 1976 as a free agent. With the Angels, he averaged 23 home runs and 87 RBI, while batting .262 in six seasons.

Baylor was voted the Owner's Trophy twice (1978 & 1979) and earned All-Star recognition as an outfielder in '79.

Upon his induction, Baylor ranked on California's All-Time list in the following categories: third in home runs (41), fourth in at-bats (3,105), runs (481), RBI (523) and total bases (1,390). In addition, he also ranked fifth in extra base hits (288), hits (813), doubles (140, tied with Carew) and stolen bases (89).

Carew was the 16th player in major league history to collect 3,000 hits (Aug. 4, 1985 vs. Minnesota). He was inducted into the Angels Hall of Fame, Aug. 6, 1991 and the Baseball Hall of Fame in Cooperstown, NY, July 21, 1991.



Carew appeared with the Angels from 1979-85. He was a member of California's first two Western Division Championship teams in 1979 and 1982. His finest season was 1983, when he established a then club record for batting average at .339.

Carew's career spanned 19 major league seasons, the first 12 with Minnesota. He won seven batting titles (1969, 1972-75, 1977-78) and the American League Most Valuable Player Award in 1977 when he hit .388 with 239 hits and 128 runs scored.

Carew was named "Rookie of the Year" by the BBWAA in 1967 and selected to the A.L. All-Star team 18 times (1967-84). He is the only Angel to start in five Mid-Summer Classics.

Originally acquired by the Angels from Minnesota, Feb. 3, 1979, Carew ranked 38th on baseball's All-Time lists in average (.328), tied for 35th in games (2,469), 31st in at-bats (9,315), 13th in hits (3,053) and sixth in singles (2,404) at the time of his induction. On California's All-Time list, he ranked first in career average (.314), seventh in games (834), sixth in at-bats (3,080), fifth in runs (474), fourth in hits (968), tied for sixth in doubles (140), tied for seventh in triples (22), 10th in RBI (282), ninth in extra base hits (180), seventh in total bases (1,206) and eighth in stolen bases (72).





Angels Hall Of Fame



Ryan, who became the 20th pitcher in major league history to win 300 games (July 31, 1990 at Milwaukee) and owns a major league record seven no-hitters and 5,714 strikeouts was inducted and had his uniform No. 30 retired, June 16, 1992.

Ryan appeared with the Angels from 1972-79, compiling a 138-121 record and 3.06 ERA in 291 games. Ryan tossed four of his no-hitters with the Angels and holds or shares several club records, including career wins, complete games (156), shutouts (40) and strikeouts (2,416). In 1977, he was selected "A.L. Pitcher of the Year" by The Sporting News and named to its All-Star team. In 1973, Ryan established a major league record for strikeouts in a single season with 383. He was originally acquired by California, Dec. 10, 1971, along with pitcher Don Rose, outfielder Leroy Stanton and catcher Francisco Estrada in exchange for Jim Fregosi.

Ryan's career spanned 27 seasons, the most in major league history. He began his career with the New York Mets, posting a 29-38 record and 3.58 ERA in 105 games (74 starts) from 1966-71. Following eight seasons with California, he appeared with the Houston Astros from 1980-88, compiling a 106-94 mark and 3.13 ERA in 282 starts. He joined the Texas Rangers in 1989 and finished 51-39 with a 3.43 ERA in five seasons.

Ryan was named to eight All-Star teams (five with California) and

appeared in five games, including as starting pitcher for the American League in 1979 in Seattle. He pitched two scoreless relief innings to win the 1989 game in Anaheim, becoming the oldest pitcher to win an All-Star game. Ryan was inducted into the Baseball Hall of Fame, July 25, 1999.

Reese, whose 23 years in an Angels uniform is second longest in club history (Bobby Knoop - 24), was inducted on Aug. 2, 1995.

A former roommate of Babe Ruth, Reese began his career as a batboy for the Los Angeles Angels of the Pacific Coast League in 1917. He broke into baseball seven years later as a second baseman for the minor league Oakland Oaks.

Reese played one more year in the majors (1932 with St. Louis) before returning to the Pacific Coast League in 1933. In three major league seasons, he hit .278, including a .345 mark in a reserve role for the Yankees in 1930.

Reese played 12 seasons in the PCL (Oakland, 1924-29; Los Angeles, 1933-36 and San Diego, 1937-38) and was honored as all-time second baseman of the league. He set a career fielding record for total chances with 9,890 and led the PCL in fielding three times (1927, 1929 & 1934).

On March 30, 1972, Reese joined the California Angels coaching staff. During his 23 years, he built a reputation for being the most prolific fungo hitter in baseball. In 1989, Reese was selected by the late Commissioner Bart Giamatti to throw out the ceremonial first pitch for the 60th All-Star Game at Anaheim Stadium. In 1992, he was named honorary captain of the American League All-Stars at the contest in San Diego. Jimmie Reese passed away on July 13, 1994 at the age of 92.



Did You Know? Nolan Ryan appeared in 291 career games with the Angels. Of those 291 games, 156 (54%) were complete game efforts.




Photo courtesy of: Toronto Blue Jays

Roy Halladay
2003 AL
Cy Young Award Winner

Major League Baseball

National Baseball Hall of Fame and Museum



National Baseball Hall Of Fame And Museum

25 Main Street, Cooperstown, New York 13326

Phone: (607) 547-7200 Fax: (607) 547-2044 Public Relations: (607) 547-0215

e-mail address: info@baseballhalloffame.org

Web site: baseballhalloffame.org

Summer Hours: Memorial Day Weekend - Labor Day Weekend: 9 a.m. to 9 p.m.

Off-Season Hours: 9 a.m. to 5 p.m.

Holiday Closings: Thanksgiving Day, Christmas Day, and New Year's Day.

DIRECTORY: Jane Forbes Clark (Chairman), Joe Morgan (Vice Chairman), Dale Petroskey (President), Bill Haase (Senior Vice President), Ted Spencer (Vice President, Chief Curator), Jeff Idelson (Vice President, Communications & Education), Jim Gates (Librarian), Brad Horn (Director of Public Relations), Tim Wiles (Director of Research), Jackie Brown (Communications Associate).

HALL OF FAME WEEKEND 2004: July 24-25-26

Induction Ceremony: Sunday, July 25, 1:30 PM, Clark Sports Center

BBWAA Class of 2004: **Dennis Eckerley** and **Paul Molitor**

Veterans Committee class: Announced again in Feb. 2005

58th ANNUAL HALL OF FAME GAME

Atlanta Braves vs. Minnesota Twins

Monday, June 14 at 2 p.m. ET, Doubleday Field

Hall Of Famers To Have Worn An Angels Uniform

Hall of Famer	Years with Angels	Inducted
Rod Carew	1979-1985	1991
Reggie Jackson	1982-1986	1993
Frank Robinson	1973-1974	1982
Hoyt Wilhelm	1969	1985
Don Sutton	1986-87	1998
Nolan Ryan	1972-79	1999
Dave Winfield	1990-91	2001
Eddie Murray	1997	2003

Angels World Series Artifacts At Hall

The Angels captured their first World Championship in the 42-year history of the franchise in 2002. Several historical artifacts from the Angels have found a home as part of the permanent collections of the National Baseball Hall of Fame in Cooperstown. In addition to a World Series press pin and a rally monkey, the Angels relics include:

- cap worn by 20-year old rookie Francisco Rodriguez, who became the youngest pitcher to win a World Series game (Game Two);
- the home jersey worn by World Series MVP Troy Glaus, who hit .385 with 3 HR and 8 RBI;
- the cap won by Game Seven winning pitcher John Lackey, the first rookie to win a WS Game Seven since Babe Adams in 1909;
- the spikes worn by David Eckstein, the Angels' leadoff hitter who batted .310 in the World Series;
- Scott Spiezio's bat from his 3-run home run in Game 6, when the Angels came back from the largest deficit ever in a potential Series-deciding game. Spiezio also matched the record for most RBI (19) in a single post-season.

Other Notable Angels Artifacts At The Hall

- Bat used by Adam Kennedy to hit three home runs in the cliching Game Five of the 2002 ALCS against Minnesota
- Baseballs and caps from all four of the no-hit games Nolan Ryan threw for the Angels: (1973 (2), 1974, 1975).
- Helmet worn by Reggie Jackson when he hit his 500th career home run on September 17, 1984.
- Baseball from Mike Witt's perfect game thrown on September 30, 1984.
- Entire uniform worn by Rod Carew on August 4, 1985, when he achieved his 3,000th career hit.
- Bat and ball used by Garret Anderson to hit the 124th grand slam in 1996, a single-season ML record.
- Cap worn by Angels' Shigetoshi Hasegawa in 1997, when he earned the 1st win by a Japanese pitcher in A.L. history.
- Jim Edmonds bat used by all nine batters in the starting lineup on August 4, 1999

A Look Ahead To 2005

Ballots for the 2005 Hall of Fame/BBWAA election will be distributed in early December with results from the voting scheduled to be announced in early January 2005. The Veterans Committee will also vote again in 2005. A partial list of first-year candidates for election include: **Wade Boggs, Otis Nixon, Darryl Strawberry** and former Angels **Jim Abbott, Chili Davis, Mark Langston** and **Tony Phillips**.

The Inside News From Cooperstown

If you have an interest in receiving **Around The Horn**, the monthly media newsletter of the Hall of Fame, please send an e-mail to info@baseballhalloffame.org. Indicate if you would like it sent by e-mail or fax.

If you would like to receive interesting stories and timely news items direct from the Hall of Fame and get the inside track on the latest happenings in Cooperstown, sign up for **Inside Pitch**. There's no cost to receive our weekly electronic newsletter in your e-mail box at home or work and it's easy to enroll. Just log on to baseballhalloffame.org.

Research Assistance

The Hall of Fame is pleased to provide assistance in baseball research and members of the media are encouraged to utilize this valuable baseball resource when ever necessary, by calling the Public Relations department at (607) 547-0215, or the Library Reference desk at (607) 547-0330.

Major League Baseball Directory



Bud Selig

Major League Baseball

245 Park Avenue
New York, NY 10167
(212) 931-7800
FAX: (212) 949-5654
www.mlb.com



Office of the Commissioner

Allan H. "Bud" Selig	Commissioner
Kathy Dubinski	Senior Executive Assistant to Commissioner
Sandy Ronback	Administrative Assistant to Commissioner
Bob DuPuy	President and Chief Operating Officer (COO)
Sandy Alderson	Executive Vice President, Baseball Operations
Tim Brosnan	Executive Vice President, Business
John McHale	Executive Vice President, Administration
Robert Manfred	Executive Vice President, Labor Relations and Human Resources
Jonathan Mariner	Executive Vice President, Finance
Jimmie Lee Solomon	Senior Vice President, Baseball Operations
Lou Melendez	Vice President, International Baseball Operations
Roy Krasik	Senior Director, Major League Operations
Bob Watson	Vice President, On Field Operations

Broadcasting

Bernadette McDonald	Director, Broadcast Operations
---------------------	--------------------------------

Club Relations

Katy Feeney	Vice President, Club Relations and Scheduling
Phyllis Merhige	Vice President, Club Relations

Public Relations

(212) 931-7878; FAX (212) 949-5654

Rich Levin	Senior Vice President, Public Relations
Patrick Courtney	Vice President, Public Relations Operations
Kathleen Fineout	Director, Marketing Communications
Carole Coleman	Senior Manager, Marketing
Robert Doelger	Manager, BIS
Matt Gould	Manager, Media Relations
Carmine Tiso	Manager, Marketing Communications
John Blundell	Senior Coordinator, BIS
Matt Burton	Public Relations Specialist
Dominick Balsamo	Coordinator, Media Relations
Paige Novack	Coordinator, Marketing Communications
Jerome Holtzman	Baseball Historian
Heather Flock	Senior Administrative Assistant
Adriana Arcia	Administrative Assistant





Baltimore Orioles



Lee Mazzilli

Club Directory

Baltimore Orioles, Inc.
 Oriole Park at Camden Yards
 333 West Camden St.
 Baltimore, MD 21201
 (410) 685-9800
 Seating Capacity: 48,190
 2003 Record:
 71-91 - 4th in East



Chairman of the Board/CEO	Peter Angelos
Executive Vice President, Baseball Operations	Jim Beattie
Vice President, Baseball Operations	Mike Flanagan
Director of Public Relations	Bill Stetka
Traveling Secretary	Phil Itzoe
Field Manager	Lee Mazzilli
	Named: Nov. 7, 2003, replacing Mike Hargrove
Equipment Manager	Jim Tyler
Visiting Clubhouse Manager	Fred Tyler

2003 Recap

DATE	SITE	SCORE	WP	LP
5/20	Anaheim	7-6	Schoeneweis	Julio
5/21	Anaheim	6-7	Ponson	Sele
5/22	Anaheim	4-7	Roberts	Percival
5/27	Baltimore	4-12	Ponson	Sele
5/28	Baltimore	2-6	Johnson	Ortiz
7/17	Baltimore	1-2	Lopez	Ortiz
7/18	Baltimore	5-6	Ligtenberg	Rodriguez
7/19	Baltimore	4-8	Ponson	Appier
7/20	Baltimore	6-7	Johnson	Lackey

2004 Schedule

DAY	DATE	SITE	TIME	DAY	DATE	SITE	TIME
Fri.	5/14	Baltimore	4:35 p.m.	Tue.	8/10	Anaheim	7:05 p.m.
Sat.	5/15	Baltimore	4:05 p.m.	Wed.	8/11	Anaheim	7:05 p.m.
Sun.	5/16	Baltimore	5:05 p.m.	Thur.	8/12	Anaheim	1:05 p.m.
Fri.	5/21	Anaheim	7:05 p.m.				
Sat.	5/22	Anaheim	7:05 p.m.				
Sun.	5/23	Anaheim	1:05 p.m.				

(All Times PST)

All-Time Series Results

(Angels Listed First)

Year	Home	Road	Totals	Year	Home	Road	Totals	Year	Home	Road	Totals
1961	4-6	6-2	10-8	1976	2-4	2-4	6-6	1990	3-3	2-4	5-7
1962	7-2	3-6	10-8	1977	5-0	1-5	6-5	1991	3-3	3-3	6-6
1963	6-3	3-6	9-9	1978	3-2	3-2	6-4	1992	2-4	2-4	4-8
1964	4-5	3-6	7-11	1979	2-4	1-5	3-9	1993	3-3	2-4	5-7
1965	3-5	2-8	5-13	1980	0-6	2-4	2-10	1994	1-5	3-3	4-8
1966	3-6	3-6	6-12	1981	3-3	3-3	6-6	1995	2-5	2-4	4-9
1967	7-4	4-2	11-6	1982	2-4	3-3	5-7	1996	3-3	3-3	6-6
1968	4-5	4-5	8-10	1983	3-3	2-4	6-6	1997	3-2	1-5	4-7
1969	3-3	3-3	6-6	1984	3-3	1-5	4-8	1998	3-3	2-3	5-6
1970	3-3	2-4	5-7	1985	3-3	2-4	5-7	1999	1-5	2-4	3-9
1971	3-3	2-4	5-7	1986	4-2	2-4	6-6	2000	3-3	4-2	7-5
1972	4-2	2-4	6-6	1987	1-5	2-4	3-9	2001	1-2	3-3	4-5
1973	3-3	3-3	6-6	1988	4-2	3-3	7-5	2002	4-2	3-0	7-2
1974	3-3	2-4	5-7	1989	4-2	2-4	6-6	2003	1-2	0-6	1-8
1975	2-4	4-2	6-6					Totals	131-145	107-167	238-312

107-167

Baltimore Orioles



Won-Lost Records At Stadiums

Wrigley Field:	4-6	.400	Memorial Stadium:	80-126	.388
Dodger Stadium:	20-15	.571	Camden Yards:	27-41	.397
Anaheim Stadium:	94-107	.468			
Edison Field:	13-17	.433			

Most Runs, Game: By Anaheim — 16 (16-8, May 4, 1983 at Memorial Stadium)
By Baltimore — 17 (17-3, Aug. 26, 1985 at Anaheim Stadium)

Widest Margin Victory: By Anaheim — 13 Runs (13-0, Aug. 25, 1996 at Camden Yards)
By Baltimore — 14 Runs (17-3, Aug. 26, 1985 at Anaheim Stadium)

Longest Winning Streak: By Anaheim — 6 (Sept. 2, 1972 to May 5, 1973)
By Baltimore — 12 (July 19, 1979 ★ to Aug. 28, 1980)
★Second game of twi-night doubleheader

Attendance High: At Edison Field: 43,342, July 4, 2002
At Anaheim Stadium: 63,073, April 23, 1983
At Camden Yards: 48,544, July 24, 1999

Anaheim vs. Baltimore in 2003

BATTER	AVG	G	AB	R	H	2B	3B	HR	RBI	SH	SF	HP	BB	SO	SB	CS	DP	E
Anderson,G	.273	9	33	3	9	5	0	2	8	0	1	0	2	5	0	1	1	0
Davanon,J	.296	9	27	3	8	1	0	0	2	0	0	0	4	2	2	0	0	1
Eckstein,D	.242	9	33	2	8	2	0	0	1	0	0	1	2	1	2	0	2	2
Erstad,D	.176	4	17	2	3	1	0	0	0	0	0	0	1	6	0	0	0	0
Figgins,D	.500	3	4	1	2	0	0	0	0	0	0	0	0	0	0	0	0	0
Fullmer,B	.222	5	18	0	4	0	0	0	2	0	0	0	0	6	2	0	2	0
Gil,B	.500	5	4	1	2	0	0	0	0	0	0	0	0	0	1	0	0	0
Glaus,T	.194	9	31	6	6	2	0	4	5	0	0	0	6	7	1	1	2	2
Kennedy,A	.241	9	29	3	7	2	0	0	2	0	0	0	2	5	1	0	0	0
Molina,B	.357	8	28	5	10	3	0	0	3	0	0	0	2	1	0	0	1	0
Molina,J	.000	2	4	1	0	0	0	0	0	0	0	0	0	1	0	0	0	0
Owens,E	.167	7	6	1	1	1	0	0	1	0	0	0	0	1	0	0	0	0
Salmon,T	.219	9	32	4	7	2	1	0	3	0	0	0	5	6	1	0	2	0
Spiezio,S	.313	8	32	6	10	1	1	1	4	0	0	1	2	6	0	0	0	0
Wooten,W	.556	7	9	1	5	1	0	0	2	0	0	0	1	1	0	0	0	0
PITCHERS	.000	9	0	0	0	0	0	0	0	0	0	0	0	0	0	0	0	0
TOTALS	.267	9	307	39	82	21	2	7	33	0	1	2	27	48	10	2	10	5

PITCHER	ERA	W	L	G	GS	CG	SHO	SV	IP	AB	H	R	ER	HR	HB	BB	SO	WP	AVG
Appier,K	23.14	0	1	2	2	0	0	0	4.2	28	16	12	12	1	2	2	1	1	.571
Callaway,M	18.00	0	0	1	0	0	0	0	3.0	16	8	6	6	0	0	2	2	0	.500
Donnelly,B	5.40	0	0	1	0	0	0	0	1.2	7	2	1	1	0	0	0	2	0	.286
Lackey,J	10.80	0	1	1	1	0	0	0	5.0	24	11	6	6	0	1	4	4	0	.458
Ortiz,R	2.50	0	2	3	3	0	0	0	18.0	71	21	10	5	3	0	7	6	0	.296
Percival,T	27.00	0	1	2	0	0	0	0	1.1	7	4	4	4	1	1	1	2	0	.571
Rodriguez,F	6.00	0	1	4	0	0	0	0	6.0	23	6	4	4	2	0	2	5	0	.261
Schoenwei,S	0.00	1	0	4	0	0	0	0	3.1	11	1	0	0	0	0	0	3	0	.091
Sele,A	8.38	0	2	2	2	0	0	0	9.2	39	13	11	9	3	1	4	5	2	.333
Shields,R	0.96	0	0	3	0	0	0	0	9.1	37	11	1	1	1	0	2	3	0	.297
Washburn,J	7.50	0	0	1	1	0	0	0	6.0	24	7	5	5	1	0	3	6	0	.292
Weber,B	1.29	0	0	5	0	0	0	0	7.0	24	5	1	1	1	0	2	5	0	.208
TOTALS	6.48	1	8	9	9	0	0	0	75.0	311	105	61	54	13	5	29	44	3	.338



Boston Red Sox



Terry Francona

Club Directory

Boston Red Sox
 Fenway Park
 4 Yawkey Way
 Boston, MA 02215
 (617) 267-9440
 Seating Capacity: 33,871
 2003 Record:
 95-67 - 2nd in East



Principal Owner	John Henry
President & CEO	Larry Lucchino
Chairman	Tom Werner
Vice Chairmen	David Ginsberg, Les Otton
Senior Vice President & General Manager	Theo Epstein
Director, Media Relations	Kevin Shea
Traveling Secretary	Jack McCormick
Field Manager	Terry Francona
	Named: Dec. 4, 2003, replacing Grady Little
Equipment Manager	Joe Cochran
Visiting Clubhouse Manager	Tom McLaughlin

2003 Recap

DATE	SITE	SCORE	WP	LP
4/25	Anaheim	2-5	Fossum	Washburn
4/26	Anaheim	3-1	Shields	Burkett
4/27	Anaheim	4-6 (10)	Mendoza	Callaway
5/16	Boston	6-5	Rodriguez	Embree
5/17	Boston	6-2	Washburn	Timlin
5/18	Boston	3-5	Burkett	Lackey
8/5	Boston	9-10	Timlin	Donnelly
8/6	Boston	2-4	Martinez	Sele
8/7	Boston	3-9	Burkett	Ortiz

2004 Schedule

DAY	DATE	SITE	TIME	DAY	DATE	SITE	TIME
Tue.	6/1	Anaheim	7:05 p.m.	Tue.	8/31	Boston	4:05 p.m.
Wed.	6/2	Anaheim	7:05 p.m.	Wed.	9/1	Boston	4:05 p.m.
Thur.	7/15	Anaheim	7:05 p.m.	Thur.	9/2	Boston	4:05 p.m.
Fri.	7/16	Anaheim	7:05 p.m.				
Sat.	7/17	Anaheim	7:05 p.m.				
Sun.	7/18	Anaheim	1:05 p.m.				

(All Times PST)

All-Time Series Results

(Angels Listed First)

Year	Home	Road	Totals	Year	Home	Road	Totals	Year	Home	Road	Totals
1961	5-4	2-7	7-11	1976	3-3	2-4	5-7	1990	2-4	3-3	5-7
1962	4-5	8-1	12-6	1977	1-4	2-3	3-7	1991	6-0	2-4	8-4
1963	5-4	3-5	8-9	1978	2-4	0-5	2-9	1992	1-5	3-3	4-8
1964	7-2	2-7	9-9	1979	4-2	3-3	7-5	1993	5-1	0-6	5-7
1965	8-1	5-4	13-5	1980	0-6	3-3	3-9	1994	3-3	2-4	5-7
1966	5-4	4-5	9-9	1981	3-0	1-2	4-2	1995	1-6	2-5	3-11
1967	7-2	1-8	8-10	1982	2-4	3-3	5-7	1996	2-4	2-4	4-8
1968	5-4	4-5	9-9	1983	2-4	4-2	6-6	1997	3-2	3-3	6-5
1969	2-4	2-4	4-8	1984	1-5	2-4	3-9	1998	3-3	3-2	6-5
1970	4-2	3-3	7-5	1985	5-1	2-4	7-5	1999	1-3	0-6	1-9
1971	3-3	3-3	6-6	1986	4-2	3-3	7-5	2000	4-2	1-2	5-4
1972	3-3	1-5	4-8	1987	5-1	3-3	8-4	2001	1-3	3-0	4-3
1973	3-3	2-4	5-7	1988	2-4	2-4	4-8	2002	1-2	2-2	3-4
1974	3-3	5-1	8-4	1989	5-1	3-3	8-4	2003	1-2	2-4	3-6
1975	3-3	3-3	6-6					Totals	140-128		249-287

109-159

Boston Red Sox



Won-Lost Records At Stadiums

Wrigley Field:	5-4	.556	Fenway Park:	109-159	.407
Dodger Stadium:	24-12	.667			
Anaheim Stadium:	100-97	.508			
Edison Field:	11-15	.423			

Most Runs, Game: By Anaheim - 20 (20-2, June 20, 1980 at Fenway Park)
By Boston - 17 (17-6, May 15, 1996 at Anaheim Stadium)

Widest Margin Victory: By Anaheim - 18 Runs (20-2, June 20, 1980 at Fenway Park)
By Boston - 12 Runs (16-4, July 21, 1984 at Anaheim Stadium)

Longest Winning Streak: By Anaheim - 8 (Aug. 26, 1961 to May 30, 1962)
By Boston - 10 (July 19, 1993 to July 4, 1994)

Attendance High: At Edison Field: 43,690, April 27, 2003
At Anaheim Stadium: 64,223, Oct. 11 & 12, 1986 (ALCS games 4 & 5)
At Fenway Park: 35,691, Aug. 11, 1977

Anaheim vs. Boston in 2003

BATTER	AVG	G	AB	R	H	2B	3B	HR	RBI	SH	SF	HP	BB	SO	SB	CS	DP	E	GI
Amezaga,A	.000	1	0	0	0	0	0	0	0	0	0	0	0	0	0	0	0	0	0
Anderson,G	.300	9	40	3	12	3	0	1	6	0	0	0	1	10	0	0	0	0	0
Davanon,J	.227	8	22	2	5	1	0	1	3	1	1	0	0	5	1	0	1	0	0
Eckstein,D	.220	9	41	2	9	4	0	0	4	0	2	0	0	9	1	0	1	0	0
Erstad,D	.125	2	8	1	1	0	0	0	1	0	0	2	0	1	0	0	0	0	0
Fullmer,B	.190	6	21	1	4	2	0	0	1	0	0	0	3	2	1	0	0	0	0
Gil,B	.333	3	3	1	1	0	0	0	0	0	0	0	1	1	0	0	0	0	0
Glaus,T	.333	4	15	2	5	0	1	1	4	0	0	0	1	4	0	0	0	0	0
Johnson,G	.500	2	6	1	3	1	0	0	0	0	0	0	1	0	0	1	0	0	0
Kennedy,A	.324	9	34	8	11	1	0	1	2	0	0	0	4	8	3	2	0	0	0
Molina,B	.269	8	26	3	7	0	0	1	5	0	2	0	0	2	0	0	4	0	0
Molina,J	.100	3	10	0	1	1	0	0	0	0	0	0	0	2	0	0	0	0	0
Owens,E	.222	7	18	3	4	1	0	0	0	1	0	0	0	4	1	0	1	0	0
Quinlan,R	.364	3	11	2	4	1	0	0	1	0	0	0	1	3	0	0	0	0	0
Salmon,T	.441	8	34	5	15	4	0	1	3	0	0	1	2	12	0	0	0	1	0
Spiezo,S	.257	9	35	4	9	2	1	2	4	0	0	0	3	4	1	0	0	0	1
Wooten,W	.222	3	9	0	2	0	0	0	2	0	0	0	0	0	0	0	0	0	0
PITCHERS	.000	9	0	0	0	0	0	0	0	0	0	0	0	0	0	0	0	0	0
TOTALS	.279	9	333	38	93	21	2	8	36	2	5	3	17	67	8	3	8	1	

PITCHER	ERA	W	L	G	GS	CG	SHO	SV	IP	AB	H	R	ER	HR	HB	BB	SO	WP	AVG	OPP
Callaway,M	9.00	0	1	1	0	0	0	0	2.0	7	2	2	2	2	0	1	0	0	.286	
Donnelly,B	1.42	0	1	5	0	0	0	0	6.1	25	7	1	1	0	0	1	6	0	.280	
Glover,G	6.00	0	0	2	0	0	0	0	3.0	14	7	2	2	0	0	2	2	0	.500	
Jones,G	0.00	0	0	2	0	0	0	0	4.0	13	1	0	0	0	0	1	3	1	.077	
Lackey,J	7.94	0	1	3	3	0	0	0	17.0	76	27	18	15	4	1	6	11	2	.355	
Ortiz,R	11.00	0	1	2	2	0	0	0	9.0	39	15	11	11	4	0	3	6	0	.385	
Percival,T	1.93	0	0	5	0	0	0	3	4.2	16	2	1	1	1	0	2	5	0	.125	
Rodriguez,F	4.50	1	0	2	0	0	0	0	2.0	7	1	1	1	0	0	1	3	1	.143	
Rodriguez,R	0.00	0	0	1	0	0	0	0	0.2	1	0	0	0	0	0	0	0	0	.000	
Schoeneweit,S	0.00	0	0	1	0	0	0	0	1.0	3	0	0	0	0	0	0	2	0	.000	
Sele,A	5.06	0	1	1	1	0	0	0	5.1	21	6	3	3	1	0	4	3	0	.286	
Shields,R	1.42	1	0	2	1	0	0	0	6.1	22	5	1	1	0	0	1	7	0	.227	
Turnbow,T	0.00	0	0	1	0	0	0	0	1.1	5	1	0	0	0	0	2	1	0	.200	
Washburn,J	3.86	1	1	2	2	0	0	0	14.0	51	13	7	6	2	1	4	4	1	.255	
Weber,B	0.00	0	0	4	0	0	0	0	5.1	20	5	0	0	0	0	1	6	0	.250	
TOTALS	4.72	3	6	9	9	0	0	3	82.0	320	92	47	43	14	2	29	59	5	.288	



Chicago White Sox



Ozzie Guillen

Club Directory

Chicago White Sox, LTD.
 Comiskey Park
 333 W. 35th Street
 Chicago, IL 60616
 (312) 674-1000
 Seating Capacity: 42,000
 2003 Record:
 86-76 - 2nd in Central



Chairman, Board of Directors	Jerry M. Reinsdorf
Senior Vice President/General Manager	Ken Williams
Assistant General Manager	Rick Hahn
Director, Public Relations	Scott Reifert
Manager, Team Travel	Ed Cassin
Field Manager	Ozzie Guillen
	Named: Nov. 3, 2003, replacing Jerry Manuel
Equipment Manager	Vince Fresso
Visiting Clubhouse Manager	Gabe Morell

2003 Recap

DATE	SITE	SCORE	WP	LP
8/11	Anaheim	10-8	Weber	Colon
8/12	Anaheim	4-10	Wright	Ortiz
8/13	Anaheim	2-1	Rodriguez	Buehrle
8/14	Anaheim	5-1	Shields	Garland
8/18	Chicago	2-4	Gordon	Washburn
8/19	Chicago	2-5	Garland	Shields
8/20	Chicago	3-5	Loaiza	Lackey

2004 Schedule

DAY	DATE	SITE	TIME	DAY	DATE	SITE	TIME
Fri.	5/28	Chicago	5:05 p.m.	Fri.	9/10	Anaheim	7:05 p.m.
Sat.	5/29	Chicago	1:05 p.m.	Sat.	9/11	Anaheim	7:05 p.m.
Sun.	5/30	Chicago	11:05 p.m.	Sun.	9/12	Anaheim	1:05 p.m.
Tue.	7/6	Chicago	5:05 p.m.				
Wed.	7/7	Chicago	5:05 p.m.				
Thur.	7/8	Chicago	11:05 a.m.				

(All Times PST)

All-Time Series Results

(Angels Listed First)

Year	Home	Road	Totals	Year	Home	Road	Totals	Year	Home	Road	Totals
1961	6-3	2-7	8-10	1976	5-4	6-3	11-7	1990	4-3	1-5	5-8
1962	3-6	5-4	8-10	1977	5-3	3-4	8-7	1991	4-3	4-2	8-5
1963	4-5	4-5	8-10	1978	5-2	3-5	8-7	1992	1-5	2-5	3-10
1964	4-5	4-5	8-10	1979	6-1	3-3	9-4	1993	3-4	4-2	7-6
1965	6-3	0-9	6-12	1980	0-6	3-4	3-10	1994	2-4	3-1	5-5
1966	3-6	5-4	8-10	1981	3-4	3-3	6-7	1995	5-1	5-1	10-2
1967	5-4	2-7	7-11	1982	3-3	5-2	8-5	1996	5-1	1-5	6-6
1968	2-7	6-3	8-10	1983	2-5	1-5	3-10	1997	5-1	1-4	6-5
1969	5-4	4-5	9-9	1984	5-1	3-4	8-5	1998	3-3	2-3	5-6
1970	7-2	5-4	12-6	1985	3-4	5-1	8-5	1999	4-2	1-3	5-5
1971	3-6	5-4	8-10	1986	3-3	4-3	7-6	2000	2-2	2-4	4-6
1972	5-4	2-7	7-11	1987	5-2	3-3	8-5	2001	5-1	1-2	6-3
1973	6-3	2-7	8-10	1988	4-2	5-2	9-4	2002	3-0	3-3	6-3
1974	5-4	5-4	10-8	1989	4-3	4-2	8-5	2003	3-1	0-3	3-4
1975	4-5	5-4	9-9					Totals	170-141		307-307
										137-166	

Chicago White Sox



Won-Lost Records At Stadiums

Wrigley Field:	6-3	.667	★County Stadium:	1-1	.500
Dodger Stadium:	17-19	.472	Old Comiskey Park:	107-127	.457
Anaheim Stadium:	127-110	.536	New Comiskey Park:	29-38	.432
Edison Field:	20-9	.690			

★Angels defeated White Sox, 4-2, May 15, 1968 and lost, 7-1, April 23, 1969

Most Runs, Game: By Anaheim — 19 (19-0, May 10, 2002 at Edison Field)
By Chicago — 17 (17-2, May 31, 1978 at Comiskey Park)

Widest Margin Victory: By Anaheim — 19 Runs (19-0, May 10, 2002 at Edison Field)
By Chicago — 15 runs (17-2, May 31, 1978 at Comiskey Park)

Longest Winning Streak: By Anaheim — 8 (May 19-Aug. 15, 1995)
By Chicago — 10 (Sept. 26, 1980-May 30, 1981)

Attendance High: At Edison Field: 40,711, July 28, 2000
At Anaheim Stadium: 49,567, June 20, 1982
At New Comiskey Park: 42,535, Aug. 7, 1993

Anaheim vs. Chicago in 2003

BATTER	AVG	GI																	
		G	AB	R	H	2B	3B	HR	RBI	SH	SF	HP	BB	SO	SB	CS	DP	E	
Amezaga,A	.211	6	19	4	4	0	0	1	3	2	0	0	2	3	0	0	0	2	
Anderson,G	.259	7	27	1	7	1	0	0	3	0	1	0	2	2	0	0	0	3	0
Davanon,J	.267	6	15	3	4	2	0	0	0	0	0	0	4	4	0	0	0	0	0
Durrington,T	1.000	1	1	1	1	0	0	0	0	0	0	0	0	0	0	0	0	0	0
Eckstein,D	.500	1	2	1	1	0	0	0	0	2	0	0	1	0	0	0	0	0	0
Figgins,D	.429	7	28	3	12	0	1	0	5	2	1	0	1	5	1	1	0	0	0
Kennedy,A	.158	7	19	4	3	0	0	0	2	1	1	0	5	6	0	1	0	0	0
Molina,B	.190	6	21	1	4	1	0	0	5	1	0	0	1	0	0	0	1	1	1
Molina,J	.000	2	3	0	0	0	0	0	0	0	0	0	0	1	0	0	0	0	0
Owens,E	.500	3	8	2	4	0	0	0	0	0	0	0	0	1	0	0	0	0	0
Quinlan,R	.111	5	9	1	1	0	0	0	0	0	0	0	1	2	0	0	0	1	1
Riggs,A	.417	4	12	3	5	1	0	2	2	0	0	0	1	1	1	0	0	0	0
Salmon,T	.217	7	23	2	5	2	0	1	5	0	1	0	5	3	0	0	0	0	0
Spiezo,S	.200	7	25	1	5	2	0	0	2	0	0	1	3	5	0	0	0	0	1
Wooten,W	.500	3	8	1	4	2	0	0	0	0	0	0	0	2	0	0	0	0	0
PITCHERS	.000	7	0	0	0	0	0	0	0	0	0	0	0	0	0	0	0	0	1
TOTALS	.273	7	220	28	60	11	1	4	27	8	4	1	26	35	2	2	5	6	6

PITCHER	ERA	OPP																	
		W	L	G	GS	CG	SHO	SV	IP	AB	H	R	ER	HR	HB	BB	SO	WP	AVG
Donnelly,B	3.00	0	0	3	0	0	0	0	3.0	12	5	1	1	0	0	1	5	0	.417
Glover,G	0.00	0	0	2	0	0	0	0	3.2	11	2	0	0	0	0	0	0	0	.182
Jones,G	2.70	0	0	3	0	0	0	0	3.1	14	4	1	1	1	0	1	3	0	.286
Lackey,J	4.76	0	1	1	1	0	0	0	5.2	22	8	4	3	2	1	3	3	0	.364
Miadich,J	18.00	0	0	1	0	0	0	0	2.0	10	5	4	4	0	1	1	3	1	.500
Ortiz,R	10.80	0	1	1	1	0	0	0	3.1	18	8	6	4	0	0	2	2	0	.444
Percival,T	15.43	0	0	3	0	0	0	2	2.1	14	7	4	4	1	1	0	2	0	.500
Rodriguez,F	0.00	1	0	1	0	0	0	0	1.1	3	1	0	0	0	0	0	1	0	.333
Sele,A	6.23	0	0	1	1	0	0	0	4.1	18	6	3	3	0	1	4	4	0	.333
Shields,R	2.57	1	1	2	2	0	0	0	14.0	55	14	6	4	0	1	1	10	0	.255
Washburn,J	3.00	0	1	2	2	1	0	0	15.0	50	8	5	5	2	1	2	4	0	.160
Weber,B	0.00	1	0	2	0	0	0	0	2.1	8	1	0	0	0	0	0	1	0	.125
TOTALS	4.33	3	4	7	7	1	0	2	60.1	235	69	34	29	6	6	15	38	1	.294



Cleveland Indians



Eric Wedge

Club Directory

Cleveland Indians
 Jacobs Field
 2401 Ontario Street
 Cleveland, OH 44115
 (216) 420-4200
 Seating Capacity: 43,368
 2003 Record:
 68-94 - 4th in AL Central



President and C.E.O. Lawrence J. Dolan
 Executive Vice President, General Manager Mark Shapiro
 Director, Media Relations Bart Swain
 Director of Team Travel Mike Seghi
 Field Manager Eric Wedge
 Named: Oct. 29, 2002, replacing Joel Skinner
 Clubhouse Manager Tony Amato
 Visiting Clubhouse Manager Cy Buynak

2003 Recap

DATE	SITE	SCORE	WP	LP
4/29	Cleveland	10-1	Ortiz	Rodriguez
4/30	Cleveland	6-2	Washburn	Anderson
5/6	Anaheim	6-1	Washburn	Rodriguez
5/7	Anaheim	6-5	Shields	Elder
5/8	Anaheim	7-1	Appier	Davis
8/8	Cleveland	5-2	Washburn	Davis
8/9	Cleveland	2-3 (13)	Cressend	Weber
8/9	Cleveland	2-3	Boyd	Shields
8/10	Cleveland	1-3	Sabathia	Lackey

2004 Schedule

DAY	DATE	SITE	TIME	DAY	DATE	SITE	TIME
Thur.	6/3	Anaheim	7:05 p.m.	Fri.	9/3	Cleveland	4:05 p.m.
Fri.	6/4	Anaheim	7:05 p.m.	Sat.	9/4	Cleveland	4:05 p.m.
Sat.	6/5	Anaheim	7:05 p.m.	Sun.	9/5	Cleveland	10:05 a.m.
Sun.	6/6	Anaheim	1:05 p.m.				
Mon.	7/19	Anaheim	7:05 p.m.				
Tue.	7/20	Anaheim	1:05 p.m.				

(All Times PST)

All-Time Series Results

(Angels Listed First)

Year	Home	Road	Totals	Year	Home	Road	Totals	Year	Home	Road	Totals
1961	5-4	3-6	8-10	1976	5-1	2-4	7-5	1990	3-3	4-2	7-5
1962	4-5	5-4	9-9	1977	3-2	3-2	6-4	1991	2-4	5-1	7-5
1963	4-5	4-5	8-10	1978	4-1	2-3	6-4	1992	3-3	3-3	6-6
1964	5-4	4-5	9-9	1979	2-4	4-2	6-6	1993	4-2	1-5	5-7
1965	6-3	3-6	9-9	1980	3-3	1-3	4-6	1994	0-3	0-2	0-5
1966	6-3	4-5	10-8	1981	5-1	2-4	7-5	1995	2-1	1-1	3-2
1967	7-2	7-2	14-4	1982	5-1	3-3	8-4	1996	3-3	1-6	4-9
1968	2-7	5-4	7-11	1983	3-3	5-1	8-4	1997	2-3	5-1	7-4
1969	5-1	3-3	8-4	1984	3-3	5-1	8-4	1998	2-4	2-3	4-7
1970	4-2	2-4	6-6	1985	5-1	3-3	8-4	1999	1-5	0-4	1-9
1971	4-2	4-2	8-4	1986	3-4	3-2	6-6	2000	2-1	1-5	3-6
1972	4-2	4-2	8-4	1987	4-2	3-3	7-5	2001	1-2	4-2	5-4
1973	2-4	3-3	5-7	1988	3-3	5-1	8-4	2002	3-3	3-0	6-3
1974	0-6	3-3	3-9	1989	4-2	1-5	5-7	2003	3-0	3-3	6-3
1975	0-6	3-3	3-9					Totals	141-124	132-132	273-256

Cleveland Indians



Won-Lost Records At Stadiums

Wrigley Field:	5-4	.556	Cleveland Stadium:	112-105	.516
Dodger Stadium:	19-17	.528	Jacobs Field:	20-27	.426
Anaheim Stadium:	105-88	.544			
Edison Field:	12-15	.444			

Most Runs, Game:	By Anaheim — 21 (21-2, April 30, 2002 at Jacobs Field) By Cleveland — 15 (15-3, April 11, 1997 at Jacobs Field)
Widest Margin Victory:	By Anaheim — 19 Runs (21-2, April 30, 2002 at Jacobs Field) By Cleveland — 13 runs (14-1, Aug. 29, 1970 at Cleveland Stadium)
Longest Winning Streak:	By Anaheim — 7 (June 9-21, 1964 & Aug. 16, 1969 - June 6, 1970) By Cleveland — 10 (Aug. 22, 1964-June 20, 1965 & July 18 - July 7, 1974)
Attendance High:	At Edison Field: 43,104, Aug. 5, 1998 At Anaheim Stadium: 52,329, July 4, 1993 At Jacobs Field: 43,399, Sept. 1, 1999

Anaheim vs. Cleveland in 2003

BATTER	AVG	G	AB	R	H	2B	3B	HR	RBI	SH	SF	HP	BB	SO	SB	CS	DP	E
Amezaga,A	.083	3	12	0	1	1	0	0	0	0	0	0	0	3	0	0	0	1
Anderson,G	.289	9	38	5	11	2	0	4	16	0	0	0	0	4	0	0	3	0
Davanon,J	.217	9	23	1	5	1	0	0	4	0	1	0	1	4	0	0	1	0
Eckstein,D	.278	9	36	5	10	2	0	0	0	0	0	1	1	4	0	0	1	0
Figgins,D	.333	1	3	0	1	0	0	0	0	0	0	0	1	0	0	0	0	0
Fullmer,B	.412	5	17	4	7	1	1	1	3	0	0	0	3	1	0	0	0	0
Gil,B	.167	4	6	0	1	0	0	0	1	0	0	0	1	0	0	0	0	0
Glaus,T	.389	5	18	7	7	2	1	1	3	0	0	0	2	3	0	0	1	0
Johnson,G	.000	2	1	0	0	0	0	0	0	0	0	0	0	1	0	0	0	0
Kennedy,A	.333	8	30	5	10	1	0	1	2	0	0	1	2	5	1	2	1	0
Molina,B	.217	6	23	2	5	0	0	2	5	0	0	0	0	3	0	0	0	0
Molina,J	.000	4	5	0	0	0	0	0	0	1	0	0	0	2	0	0	0	0
Owens,E	.313	9	16	2	5	0	0	0	1	1	0	0	1	0	1	3	0	0
Quinlan,R	.267	4	15	3	4	1	1	0	1	0	0	0	2	1	0	0	0	0
Salmon,T	.300	8	30	4	9	2	0	0	1	0	0	1	3	4	0	0	1	1
Spiezo,S	.259	9	27	5	7	3	0	0	3	0	0	0	4	4	2	0	2	0
Wooten,W	.267	6	15	2	4	1	0	0	2	0	1	0	1	3	0	0	0	0
PITCHERS	.000	9	0	0	0	0	0	0	0	0	0	0	0	0	0	0	0	1
TOTALS	.276	9	315	45	87	17	3	9	42	2	2	3	22	42	4	5	10	3

PITCHER	ERA	W	L	G	GS	CG	SHO	SV	IP	AB	H	R	ER	HR	HB	BB	SO	WP	OPP	AVG
Appler,K	1.80	1	0	1	1	0	0	0	5.0	16	2	1	1	0	1	6	2	0	.125	
Callaway,M	0.00	0	0	1	0	0	0	0	1.0	3	0	0	0	0	0	0	2	0	.000	
Donnelly,B	1.80	0	0	4	0	0	0	0	5.0	18	3	1	1	1	0	0	4	0	.167	
Glover,G	0.00	0	0	1	0	0	0	0	1.0	2	0	0	0	0	0	1	1	0	.000	
Gregg,K	1.50	0	0	1	1	0	0	0	6.0	20	4	1	1	0	1	2	6	0	.200	
Jones,G	0.00	0	0	1	0	0	0	0	1.0	3	0	0	0	0	1	0	2	2	.000	
Lackey,J	3.65	0	1	2	2	0	0	0	12.1	51	16	8	5	2	1	2	12	0	.314	
Ortiz,R	1.00	1	0	1	1	1	0	0	9.0	31	7	1	1	1	0	2	0	0	.226	
Percival,T	0.00	0	0	1	0	0	0	1	1.0	4	1	0	0	0	0	0	1	0	.250	
Rodriguez,F	0.00	0	0	2	0	0	0	0	5.0	16	2	1	0	0	0	0	3	1	.125	
Schoeneweis,S	0.00	0	0	1	0	0	0	0	0.2	1	0	0	0	0	0	0	0	0	.000	
Shields,R	3.38	1	1	2	1	0	0	0	8.0	29	6	3	3	1	0	1	7	0	.207	
Washburn,J	1.44	3	0	3	3	1	0	0	25.0	86	14	4	4	2	1	6	13	1	.163	
Weber,B	3.86	0	1	2	0	0	0	0	2.1	7	3	1	1	0	0	3	0	0	.429	
TOTALS	1.86	6	3	9	9	2	0	1	82.1	287	58	21	17	7	5	23	53	4	.202	



Detroit Tigers



Alan Trammell

Club Directory

Detroit Tigers
Comerica Park
2100 Woodward Avenue
Detroit, MI 48201
(313) 471-2000
Seating Capacity: 40,120
2003 Record:
43-119 - 5th in AL Central



Owner Michael Ilitch
 President/General Manager/C.E.O. Dave Dombroski
 Asst. General Manager Al Avila
 Sr. Director of Communications Cliff Russell
 Traveling Secretary Bill Brown
 Field Manager Alan Trammell
 Named: October 9, 2002, replacing Luis Pujols
 Equipment Manager Jim Schmakel
 Visiting Clubhouse Manager John Nelson

2003 Recap

DATE	SITE	SCORE	WP	LP
8/15	Anaheim	3-1	Lackey	Cornejo
8/16	Anaheim	11-7	Glover	Ledezma
8/17	Anaheim	11-6	Ortiz	Bonderman
8/21	Detroit	10-7	Sele	Roney
8/22	Detroit	6-5	Ortiz	Bonderman
8/23	Detroit	14-8 (10)	Donnelly	Spurling
8/24	Detroit	9-10	Walker	Percival

2004 Schedule

DAY	DATE	SITE	TIME	DAY	DATE	SITE	TIME
Tue.	4/27	Detroit	4:05 p.m.	Fri.	8/13	Anaheim	7:05 p.m.
Wed.	4/28	Detroit	4:05 p.m.	Sat.	8/14	Anaheim	7:05 p.m.
Thur.	4/29	Detroit	10:05 a.m.	Sun.	8/15	Anaheim	1:05 p.m.
Mon.	5/3	Anaheim	7:05 p.m.				
Tue.	5/4	Anaheim	7:05 p.m.				
Wed.	5/5	Anaheim	7:05 p.m.				

(All Times PST)

All-Time Series Results

(Angels Listed First)

Year	Home	Road	Totals	Year	Home	Road	Totals	Year	Home	Road	Totals
1961	3-6	1-8	4-14	1976	4-2	2-4	6-6	1990	3-3	2-4	5-7
1962	4-5	3-6	7-11	1977	1-4	3-2	4-6	1991	3-3	2-4	5-7
1963	3-6	3-6	6-12	1978	1-4	3-3	4-7	1992	4-2	3-3	7-5
1964	5-4	3-6	8-10	1979	2-4	2-4	4-8	1993	2-4	2-4	4-8
1965	5-4	3-6	8-10	1980	1-5	4-2	5-7	1994	1-3	2-1	3-4
1966	3-6	6-3	9-9	1981	2-1	1-2	3-3	1995	2-2	4-0	6-2
1967	5-4	3-6	8-10	1982	2-4	3-3	5-7	1996	5-1	1-5	6-6
1968	3-6	2-7	5-13	1983	2-4	2-4	4-8	1997	4-1	1-5	5-6
1969	4-2	1-5	5-7	1984	1-5	3-3	4-8	1998	4-1	4-2	8-3
1970	2-4	4-2	6-6	1985	4-2	4-2	8-4	1999	2-2	3-3	5-5
1971	4-2	2-4	6-6	1986	4-2	3-3	7-5	2000	3-3	2-2	5-5
1972	3-3	2-4	5-7	1987	2-4	1-5	3-9	2001	2-1	3-3	5-4
1973	4-2	3-3	7-5	1988	3-3	2-4	5-7	2002	5-1	3-0	8-1
1974	4-2	1-5	5-7	1989	6-0	5-1	11-1	2003	3-0	3-1	6-1
1975	3-3	3-2	6-5					Totals	133-130		246-282

113-152

Detroit Tigers



Won-Lost Records At Stadiums

Wrigley Field:	3-6	.333	Tiger Stadium:	102-146	.411
Dodger Stadium:	17-19	.472	Comerica Park:	11-6	.647
Anaheim Stadium:	94-97	.492			
Edison Field:	16-8	.668			

Most Runs, Game: By Anaheim - 15 (15-1, May 9, 1981 at Anaheim Stadium)
By Detroit - 15 (15-1, June 28, 1966 at Anaheim Stadium & 15-6, July 31, 1980 at Tiger Stadium)

Widest Margin Victory: By Anaheim - 14 Runs (15-1, May 9, 1981 at Anaheim Stadium)
By Detroit - 14 Runs (15-1, June 28, 1966 at Anaheim Stadium)

Longest Winning Streak: By Anaheim - 14 (May 8, 2002-Aug. 23, 2003)
By Detroit - 11 (June 17, 1979-May 30, 1980)

Attendance High: At Edison Field: 42,409, May 9, 1998
At Anaheim Stadium: 59,502, June 8, 1991
At Tiger Stadium: 52,682, June 14, 1970
At Comerica Park: 27,513, Sept. 7, 2000

Anaheim vs. Detroit in 2003

BATTER	AVG	G	AB	R	H	2B	3B	HR	RBI	SH	SF	HP	BB	SO	SB	CS	GI	DP	E
Amezaga,A	.313	6	16	5	5	1	1	0	0	2	0	1	4	2	1	1	0	0	0
Anderson,G	.515	7	33	6	17	3	0	1	12	0	0	0	1	3	1	0	0	0	0
Davanon,J	.471	7	17	7	8	3	0	1	5	0	0	0	5	2	2	0	0	0	0
Durrington,T	.000	2	0	2	0	0	0	0	1	0	0	0	2	0	0	1	0	0	0
Eckstein,D	.200	3	10	1	2	1	0	0	3	1	0	1	0	1	0	0	0	0	0
Figgins,D	.370	7	27	6	10	1	0	0	9	1	1	0	2	2	0	1	0	0	0
Kennedy,A	.435	7	23	12	10	3	1	2	7	0	0	1	4	2	3	0	0	0	0
Molina,B	.333	6	24	2	8	1	0	0	4	0	0	0	1	1	0	1	2	1	1
Molina,J	.000	2	4	1	0	0	0	0	0	0	0	2	0	1	0	0	0	0	0
Owens,E	.571	5	14	4	8	0	0	0	3	0	1	0	0	0	0	0	0	0	1
Quinlan,R	.000	5	7	2	0	0	0	0	0	1	0	0	1	1	0	0	1	0	1
Riggs,A	.353	5	17	6	6	1	1	1	2	1	0	0	3	1	1	1	1	0	1
Salmon,T	.217	6	23	4	5	1	0	0	1	0	0	2	3	4	0	0	0	0	0
Spiezio,S	.308	7	26	4	8	3	1	1	12	0	2	0	2	6	1	0	0	0	1
Wooten,W	.154	3	13	2	2	1	0	0	2	0	0	0	2	1	0	1	0	0	0
PITCHERS	.000	7	0	0	0	0	0	0	0	0	0	0	0	0	0	0	0	0	0
TOTALS	.350	7	254	64	89	19	4	6	61	6	4	7	30	27	9	6	3	4	4

PITCHER	ERA	W	L	G	GS	CG	SHD	SV	IP	AB	H	R	ER	HR	HB	BB	SO	WP	OPP	AVG
Donnelly,B	9.00	1	0	2	0	0	0	0	3.0	14	4	3	3	0	0	2	0	1	.286	
Glover,G	3.38	1	0	2	0	0	0	0	2.2	10	2	1	1	1	0	1	2	0	.200	
Jones,G	6.75	0	0	2	0	0	0	0	4.0	18	6	3	3	1	0	1	4	1	.333	
Lackey,J	1.13	1	0	1	1	0	0	0	8.0	29	7	1	1	1	0	1	7	0	.241	
Ortiz,R	6.00	2	0	2	2	0	0	0	12.0	48	16	8	8	2	0	4	8	2	.333	
Percival,T	7.36	0	1	4	0	0	0	2	3.2	12	2	3	3	1	1	4	4	0	.167	
Rodriguez,F	3.38	0	0	5	0	0	0	0	5.1	19	3	2	2	1	0	1	7	0	.158	
Sele,A	8.71	1	0	2	2	0	0	0	10.1	39	12	10	10	2	3	4	1	0	.308	
Shields,R	11.57	0	0	1	1	0	0	0	4.2	24	10	7	6	2	0	1	4	0	.417	
Washburn,J	7.50	0	0	1	1	0	0	0	6.0	20	3	5	5	2	0	3	4	0	.150	
Weber,B	2.25	0	0	3	0	0	0	0	4.0	17	6	1	1	0	0	2	0	0	.353	
TOTALS	6.08	6	1	7	7	0	0	2	63.2	250	71	44	43	13	4	24	41	4	.284	



Kansas City Royals



Tony Pena

Club Directory

Kansas City Royals
 Kauffman Stadium
 One Royal Way
 Kansas City, MO 64129
 (816) 921-8000
 Seating Capacity: 40,793
 2003 Record:
 83-79 - 3rd in Central



C.E.O.	David E. Glass
President	Dan Glass
Executive Vice President and Chief Operating Officer	Spencer "Herk" Robinson
Senior Vice President and General Manager	Allard Baird
Vice President, Baseball Operations	Muzzy Jackson
Vice President - Broadcasting & Public Relations	David Witty
Manager, Team Travel	Jeff Davenport
Field Manager	Tony Pena
Equipment Manager	Named: May 15, 2002, replacing Tony Muser
Visiting Clubhouse Manager	Mike Burkhalter
	Chuck Hawke

2003 Recap

DATE	SITE	SCORE	WP	LP
7/8	Anaheim	0-4	May	Lackey
7/9	Anaheim	5-3	Rodriguez	Affeldt
7/10	Anaheim	7-1	Sele	George
8/29	Kansas City	10-3	Washburn	Gobbie
8/31	Kansas City	7-4	Shields	Anderson
9/5	Anaheim	0-5	Anderson	Washburn
9/6	Anaheim	6-5	Weber	Grimsley
9/6	Anaheim	3-1	Gregg	Franklin
9/7	Anaheim	0-3	Abbott	Lackey

2004 Schedule

DAY	DATE	SITE	TIME	DAY	DATE	SITE	TIME
Fri.	8/6	Kansas City	5:10 p.m.	Mon.	8/23	Anaheim	7:05 p.m.
Sat.	8/7	Kansas City	4:10 p.m.	Tue.	8/24	Anaheim	7:05 p.m.
Sun.	8/8	Kansas City	4:10 p.m.	Wed.	8/25	Anaheim	7:05 p.m.
Mon.	8/9	Kansas City	5:10 p.m.				

(All Times PST)

All-Time Series Results

				(Angels Listed First)							
Year	Home	Road	Totals	Year	Home	Road	Totals	Year	Home	Road	Totals
1969	5-4	4-5	9-9	1981	0-3	0-3	0-6	1993	3-3	3-4	6-7
1970	5-4	5-4	10-8	1982	6-1	1-5	7-6	1994	5-2	1-2	6-4
1971	2-7	6-3	8-10	1983	2-4	4-3	6-7	1995	1-5	4-2	5-7
1972	5-4	4-2	9-6	1984	3-4	3-3	6-7	1996	1-6	3-2	4-8
1973	5-4	5-4	10-8	1985	2-4	2-5	4-9	1997	3-3	3-2	6-5
1974	3-6	5-4	8-10	1986	5-2	3-3	8-5	1998	2-3	4-2	6-5
1975	1-8	3-6	4-14	1987	1-5	4-3	5-8	1999	3-3	4-2	7-5
1976	4-5	4-5	8-10	1988	1-6	4-2	5-8	2000	4-2	2-4	6-6
1977	1-6	5-3	6-9	1989	3-3	1-6	4-9	2001	5-1	0-3	5-4
1978	6-2	3-4	9-6	1990	3-4	4-2	7-6	2002	3-0	3-3	6-3
1979	2-4	5-2	7-6	1991	5-1	4-3	9-4	2003	4-3	2-0	6-3
1980	3-4	2-4	5-8	1992	5-2	3-3	8-5	Totals	112-128		225-241

113-113

Kansas City Royals



Won-Lost Records At Stadiums

Anaheim Stadium:	91-116	.440	Municipal Stadium:	19-14	.576
Edison Field:	21-12	.636	Kauffman Stadium:	94-99	.487
Most Runs, Game:	By Anaheim — 19 (19-8, July 28, 1973 at Kauffman Stadium) By Kansas City — 18 (18-3, Aug. 10, 1996 at Anaheim Stadium)				
Widest Margin Victory:	By Anaheim — 15 Runs (18-3, Sept. 18, 1986 at Anaheim Stadium) By Kansas City — 15 Runs (18-3, Aug. 10, 1996 at Anaheim Stadium)				
Longest Winning Streak:	By Anaheim — 9 (Oct. 4, 1991-Aug. 4, 1992; 1st game) By Kansas City — 12 (May 1-Sept. 12, 2nd Game, 1975)				
Attendance High:	At Edison Field: 43,111, Sept. 5, 2003 At Anaheim Stadium: 63,132, July 4, 1983 At Kauffman Stadium: 41,451, June 30, 1979				

Anaheim vs. Kansas City in 2003

BATTER	AVG	G	AB	R	H	2B	3B	HR	RBI	SH	SF	HP	BB	SO	SB	CS	GI	
																	DP	E
Anderson,G	.294	9	34	5	10	0	0	3	6	0	0	0	2	2	0	0	1	1
Davanon,J	.100	6	10	1	1	0	0	0	2	0	0	0	0	4	0	0	0	0
Delgado,W	.364	4	11	1	4	0	0	0	0	0	0	0	2	1	0	0	1	0
Durrington,T	.000	1	1	0	0	0	0	0	0	0	0	0	0	0	0	0	0	0
Erstad,D	.250	3	12	0	3	0	0	0	1	0	0	0	1	0	1	0	0	0
Figgins,D	.276	8	29	5	8	3	1	0	3	0	0	0	2	4	1	1	1	1
Gil,B	.182	3	11	1	2	1	0	0	0	0	0	0	1	0	0	1	1	1
Glaus,T	.091	3	11	0	1	0	0	0	0	0	0	0	1	1	0	0	1	0
Gregorio,T	.667	2	3	0	2	0	0	0	0	0	0	0	0	0	0	0	0	0
Kennedy,A	.375	8	24	6	9	0	0	2	4	0	0	1	2	1	0	0	0	1
Molina,B	.357	4	14	1	5	0	0	1	5	0	1	0	0	1	0	0	0	0
Molina,J	.400	3	10	1	4	0	0	0	2	0	0	0	0	2	0	0	0	0
Owens,E	.148	8	27	1	4	0	0	0	3	1	0	0	0	2	0	0	2	0
Quinlan,R	.167	2	6	0	1	0	0	0	2	0	0	0	0	0	0	1	0	0
Riggs,A	.071	5	14	1	1	1	0	0	0	0	0	0	2	2	0	0	0	1
Salmon,T	.333	7	18	7	6	3	0	0	1	0	0	0	10	2	0	0	0	0
Spiezio,S	.385	8	26	5	10	5	1	1	4	0	0	0	0	3	0	1	0	0
Wesson,B	.000	2	3	0	0	0	0	0	0	0	0	0	0	2	0	0	0	0
Wooten,W	.160	8	25	3	4	0	0	1	4	0	1	0	4	0	0	0	1	1
TOTALS	.260	9	289	38	75	13	2	8	37	1	2	1	26	28	2	3	8	6

PITCHER	ERA	W	L	G	GS	CG	SHO	SV	IP	AB	H	R	ER	HR	HB	BB	SO	WP	OPP
																			AVG
Appier,K	1.80	0	0	1	1	0	0	0	5.0	21	5	3	1	0	0	1	3	1	.238
Donnelly,B	2.70	0	0	3	0	0	0	0	3.1	13	3	1	1	1	1	2	4	0	.231
Glover,G	0.00	0	0	1	0	0	0	0	1.0	3	0	0	0	0	0	0	0	0	.000
Gregg,K	1.29	1	0	1	1	0	0	0	7.0	25	4	1	1	0	0	1	4	0	.160
Jones,G	12.00	0	0	2	0	0	0	0	3.0	16	7	4	4	0	0	1	5	0	.438
Lackey,J	3.86	0	2	2	2	0	0	0	14.0	52	13	7	6	3	1	3	8	1	.250
Percival,T	0.00	0	0	4	0	0	0	4	3.2	12	2	0	0	0	0	2	2	0	.167
Rodriguez,F	0.00	1	0	3	0	0	0	0	5.0	16	3	0	0	0	0	3	6	0	.188
Schoeneweis,S	0.00	0	0	2	0	0	0	0	3.0	9	1	0	0	0	0	0	4	0	.111
Sele,A	1.80	1	0	1	1	0	0	0	5.0	17	4	1	1	0	1	1	1	0	.235
Shields,R	5.73	1	0	3	2	0	0	0	11.0	45	14	7	7	1	2	3	4	3	.311
Turnbow,T	0.00	0	0	2	0	0	0	0	2.0	7	1	0	0	0	0	0	2	0	.143
Washburn,J	2.63	1	1	2	2	0	0	0	13.2	53	16	4	4	1	0	3	7	0	.302
Weber,B	2.08	1	0	3	0	0	0	0	4.1	19	6	1	1	0	0	0	3	0	.316
TOTALS	2.89	6	3	9	9	0	0	4	81.0	308	79	29	26	6	5	20	53	5	.256



Minnesota Twins



Ron Gardenhire

Club Directory

Minnesota Twins
 Hubert H. Humphrey Metrodome
 34 Kirby Puckett Place
 Minneapolis, MN 55415
 (612) 375-1366
 Seating Capacity: 45,423
 2003 Record
 90-62 - 1st in Central



Owner	Carl R. Pohlad
President, Twins Sports, Inc.	T. Geron Bell
President, Minnesota Twins	Dave St. Peter
Vice President/General Manager	Terry Ryan
Vice President/Assistant General Manager	Bill Smith
Director of Communications	Brad Rutter
Media Relations Manager	Sean Harlin
Traveling Secretary	Remzi Kiratli
Field Manager	Ron Gardenhire
Equipment Manager	Named: Jan. 4, 2002, replacing Tom Kelly
Visiting Clubhouse Manager	Jim Dunn
	Troy Matchan

2003 Recap

DATE	SITE	SCORE	WP	LP
7/11	Anaheim	5-0	Ortiz	Santana
7/12	Anaheim	6-1	Washburn	Radke
7/13	Anaheim	8-3	Lackey	Lohse
8/26	Anaheim	0-3	Radke	Lackey
8/27	Anaheim	5-4	Weber	Rincon
8/28	Anaheim	1-6	Lohse	Ortiz
9/1	Minnesota	10-2	Lackey	Rogers
9/2	Minnesota	6-12	Lohse	Sele
9/3	Minnesota	5-6	Guardado	Percival

2004 Schedule

DAY	DATE	SITE	TIME	DAY	DATE	SITE	TIME
Fri.	4/30	Minnesota	5:10 p.m.	Fri.	8/27	Anaheim	7:05 p.m.
Sat.	5/1	Minnesota	4:10 p.m.	Sat.	8/28	Anaheim	1:05 p.m.
Sun.	5/2	Minnesota	11:10 a.m.	Sun.	8/29	Anaheim	1:05 p.m.
Tue.	8/3	Minnesota	5:10 p.m.				
Wed.	8/4	Minnesota	5:10 p.m.				
Thur.	8/5	Minnesota	10:10 a.m.				

(All Times PST)

All-Time Series Results

(Angels Listed First)

Year	Home	Road	Totals	Year	Home	Road	Totals	Year	Home	Road	Totals
1961	5-4	3-5	8-9	1976	3-6	5-4	8-10	1990	6-1	3-3	9-4
1962	3-6	6-3	9-9	1977	5-2	2-6	7-8	1991	3-3	5-2	8-5
1963	4-5	5-4	9-9	1978	6-2	6-1	12-3	1992	1-6	1-5	2-11
1964	5-4	7-2	12-6	1979	4-2	5-2	9-4	1993	3-3	1-6	4-9
1965	5-4	4-5	9-9	1980	5-2	2-4	7-6	1994	1-2	2-1	3-3
1966	6-3	5-4	11-7	1981	1-1	2-2	3-3	1995	4-2	4-3	8-5
1967	3-6	4-5	7-11	1982	4-3	3-3	7-6	1996	3-3	1-5	4-8
1968	3-6	4-5	7-11	1983	1-5	5-2	6-7	1997	2-3	2-4	4-7
1969	4-5	3-6	7-11	1984	2-5	2-4	4-9	1998	2-3	4-2	6-5
1970	3-6	5-4	8-10	1985	4-2	5-2	9-4	1999	3-3	3-1	6-4
1971	4-5	8-1	12-6	1986	4-3	3-3	7-6	2000	2-2	5-1	7-3
1972	5-4	2-4	7-8	1987	4-2	4-3	8-5	2001	2-4	1-2	3-6
1973	5-4	5-4	10-8	1988	2-5	2-4	4-9	2002	1-2	3-3	4-5
1974	6-3	2-7	8-10	1989	5-1	6-1	11-2	2003	4-2	1-2	5-4
1975	4-5	4-5	8-10					Totals	152-150		307-295

155-145

Minnesota Twins



Won-Lost Records At Stadiums

Wrigley Field:	5-4	.556	Metropolitan Stadium:	93-86	.520
Dodger Stadium:	17-19	.472	The Metrodome:	62-59	.512
Anaheim Stadium:	116-111	.511			
Edison Field:	14-16	.467			

Most Runs, Game: By Anaheim — 17 (17-0, April 23, 1980 at Metropolitan Stadium)
By Minnesota — 15 (15-5, May 15, 1976 at Anaheim Stadium)

Widest Margin Victory: By Anaheim — 17 Runs (17-0, April 23, 1980 at Metropolitan Stadium)
By Minnesota — 12 Runs (13-1, April 20, 1990 at The Metrodome)

Longest Winning Streak: By Anaheim — 8 (July 12-Sept. 26, 1964 and April 12-Aug. 4, 1978)
By Minnesota — 9 (Aug. 10, 1966-May 21, 1967)

Attendance High: At Edison Field: 43,442, July 11, 2003
At Anaheim Stadium: 61,640, April 17, 1982
At The Metrodome: 52,625, Oct. 1, 1988

Anaheim vs. Minnesota in 2003

BATTER	AVG	G	AB	R	H	2B	3B	HR	RBI	SH	SF	HP	BB	SO	SB	CS	DP	E
Amezaga,A	.000	2	3	0	0	0	0	0	0	0	0	0	0	0	0	0	0	0
Anderson,G	.278	9	36	5	10	1	0	2	4	0	0	0	1	7	1	0	1	0
Davanon,J	.429	8	21	4	9	1	0	0	3	1	1	0	3	5	3	1	0	0
Delgado,W	.455	3	11	2	5	0	0	0	2	0	0	0	1	2	0	0	0	1
Durrington,T	.000	1	1	1	0	0	0	0	0	0	0	0	1	0	0	0	0	0
Erstad,D	.182	3	11	3	2	1	1	0	2	0	0	0	2	3	1	0	0	0
Figgins,D	.333	7	27	4	9	2	1	0	3	2	0	0	4	2	3	1	0	1
Gil,B	.333	2	6	0	2	0	0	0	1	1	0	0	0	1	0	1	0	1
Glaus,T	.364	3	11	2	4	2	0	0	3	0	0	0	0	1	0	0	0	0
Kennedy,A	.071	9	28	3	2	0	0	0	1	0	1	0	4	4	0	0	0	0
Molina,B	.233	8	30	4	7	1	0	2	6	0	0	0	0	4	0	0	0	2
Molina,J	.250	2	4	0	1	0	0	0	0	1	0	0	0	2	0	0	0	0
Owens,E	.417	5	12	1	5	1	0	0	0	1	0	0	2	1	0	0	0	0
Quintlan,R	.444	4	9	2	4	0	0	0	0	0	0	0	0	1	0	0	0	0
Riggs,A	.167	4	6	1	1	1	0	0	1	1	0	0	2	1	0	0	1	0
Salmon,T	.148	8	27	4	4	1	0	1	3	0	1	0	6	9	0	0	0	0
Spiezio,S	.375	9	32	6	12	3	0	3	10	0	1	1	0	3	0	0	0	1
Wesson,B	.000	1	2	0	0	0	0	0	0	0	0	0	0	0	0	0	0	0
Wooten,W	.286	6	21	4	6	0	0	1	3	0	0	0	2	2	0	0	0	0
TOTALS	.279	9	298	46	83	14	2	9	42	7	4	1	28	48	8	3	2	7

PITCHER	ERA	W	L	G	GS	CG	SHO	SV	IP	AB	H	R	ER	HR	HB	BB	SO	WP	OPP	AVG
Donnelly,B	0.00	0	0	4	0	0	0	1	5.0	21	6	0	0	0	0	0	6	0	286	
Glover,G	0.00	0	0	3	0	0	0	0	3.0	12	3	0	0	0	0	0	1	0	250	
Gregg,K	11.57	0	0	1	0	0	0	0	2.1	10	4	3	3	0	0	1	1	0	400	
Jones,G	0.00	0	0	1	0	0	0	0	2.0	8	2	0	0	0	0	3	2	0	250	
Lackey,J	3.43	2	1	3	3	0	0	0	21.0	79	22	8	8	4	0	6	14	1	278	
Ortiz,R	3.44	1	1	3	3	0	0	0	18.1	68	15	9	7	0	2	6	10	0	221	
Percival,T	0.00	0	1	3	0	0	0	1	2.2	11	3	2	0	0	0	1	3	0	273	
Rodriguez,F	1.93	0	0	3	0	0	0	0	4.2	14	1	1	1	1	0	3	7	1	071	
Sele,A	11.88	0	1	2	2	0	0	0	8.1	37	12	12	11	1	2	2	6	1	324	
Shields,R	0.00	0	0	1	0	0	0	0	1.0	4	1	0	0	0	0	0	0	0	250	
Turnbow,T	0.00	0	0	1	0	0	0	0	1.0	3	0	0	0	0	0	0	0	0	000	
Washburn,J	1.29	1	0	1	1	0	0	0	7.0	25	5	1	1	1	0	1	5	0	200	
Weber,B	2.70	1	0	3	0	0	0	0	3.1	13	7	1	1	0	0	2	2	0	538	
TOTALS	3.50	5	4	9	9	0	1	2	79.2	305	81	37	31	7	4	25	57	3	266	



New York Yankees



Joe Torre

Club Directory

New York Yankees
 Yankee Stadium
 Bronx, NY 10451
 (718) 293-4300
 Seating Capacity: 57,478
 2003 Record:
 101-61 - 1st in AL East



Principal Owner George M. Steinbrenner III
 General Partners Harold Z. Steinbrenner, Stephen W. Swindal and Henry G. Steinbrenner
 President Randy Levine
 Senior Vice President & General Manager Brian Cashman
 Director of Media Relations Rick Cerrone
 Traveling Secretary David Szen
 Field Manager Joe Torre
 Named: Nov. 2, 1995, replacing Buck Showalter
 Equipment Manager Rob Cuccuza
 Assistant Equipment Manager Lou Cuccuza

2003 Recap

DATE	SITE	SCORE	WP	LP
4/22	Anaheim	3-8	Weaver	Lackey
4/23	Anaheim	2-9	Clemens	Callaway
4/24	Anaheim	6-2	Ortiz	Pettitte
5/13	New York	10-3	Lackey	Mussina
5/14	New York	5-3	Rodriguez	Wells
5/15	New York	4-10	Weaver	Sele
7/29	Anaheim	2-6	Pettitte	Applier
7/30	Anaheim	0-8	Clemens	Lackey
7/31	Anaheim	1-2 (10)	Benetiez	Percival

2004 Schedule

DAY	DATE	SITE	TIME	DAY	DATE	SITE	TIME
Tue.	5/11	New York	4:05 p.m.	Fri.	8/20	New York	4:05 p.m.
Wed.	5/12	New York	4:05 p.m.	Sat.	8/21	New York	10:05 a.m.
Thur.	5/13	New York	10:05 a.m.	Sun.	8/22	New York	10:05 a.m.
Tue.	5/18	Anaheim	7:05 p.m.				
Wed.	5/19	Anaheim	7:05 p.m.				
Thur.	5/20	Anaheim	7:05 p.m.				

(All Times PST)

All-Time Series Results

				(Angels Listed First)							
Year	Home	Road	Totals	Year	Home	Road	Totals	Year	Home	Road	Totals
1961	6-3	0-9	6-12	1976	1-5	4-2	5-7	1990	3-3	3-3	6-6
1962	4-5	4-5	8-10	1977	3-3	1-4	4-7	1991	2-4	4-2	6-6
1963	3-6	2-7	5-13	1978	3-2	2-3	5-5	1992	5-1	2-4	7-5
1964	4-5	3-6	7-11	1979	5-1	2-4	7-5	1993	4-2	2-4	6-6
1965	4-5	2-7	6-12	1980	2-4	0-6	2-10	1994	1-5	3-3	4-8
1966	5-4	6-3	11-7	1981	2-2	0-0	2-2	1995	5-1	2-4	7-5
1967	6-3	3-6	9-9	1982	4-2	3-3	7-5	1996	4-3	3-3	7-6
1968	3-6	3-6	6-12	1983	4-2	1-5	5-7	1997	2-5	2-2	4-7
1969	3-3	0-6	3-9	1984	4-2	4-2	8-4	1998	3-2	3-3	6-5
1970	2-4	3-3	5-7	1985	2-4	1-5	3-9	1999	2-2	4-2	6-4
1971	4-2	2-4	6-6	1986	4-2	3-3	7-5	2000	3-3	2-2	5-5
1972	2-4	2-4	4-8	1987	1-5	2-4	3-9	2001	2-1	2-2	4-3
1973	4-2	2-4	6-6	1988	3-3	3-3	6-6	2002	2-2	1-2	3-4
1974	2-4	1-5	3-9	1989	5-1	1-5	6-6	2003	1-5	2-1	3-6
1975	4-2	3-3	7-5					Totals	138-135		236-299

98-164

New York Yankees



Won-Lost Records At Stadiums

Wrigley Field:	6-3	.667	Old Yankee Stadium:	32-70	.314
Dodger Stadium:	15-21	.417	Shea Stadium:	4-8	.333
Anaheim Stadium:	104-96	.520	New Yankee Stadium:	62-88	.413
Edison Field:	15-15	.500			

Most Runs, Game: By Anaheim - 15 (15-6, Aug. 16, 1988 at Yankee Stadium & 15-2, May 25, 1995 at Anaheim Stadium)
By New York - 17 (6-17, Aug. 20, 1996 at Yankee Stadium)

Widest Margin Victory: By Anaheim - 13 Runs (15-2, May 25, 1995 at Anaheim Stadium)
By New York - 12 Runs (15-3, Aug. 14, 1977 at Yankee Stadium)

Longest Winning Streak: By Anaheim - 5 (Aug. 4-31, 1966, May 18-29, 1984 & May 23-June 3, 1995)
By New York - 6 (Aug. 9, 1963 - May 22, 1964 & Sept. 12, 1967 - June 7, 1968)

Attendance High: At Edison Field: 45,072, Oct. 4, 2002
At Anaheim Stadium: 61,066, May 17, 1985
At Yankee Stadium: 60,108, June 3, 1973

Anaheim vs. New York in 2003

BATTER	AVG	G	AB	R	H	2B	3B	HR	RBI	SH	SF	HP	BB	SO	SB	CS	DP	E
Amezaga,A	.000	1	3	0	0	0	0	0	0	0	0	0	0	1	0	0	1	0
Anderson,G	.314	9	35	4	11	2	0	2	4	0	0	0	1	4	2	0	1	0
Davanon,J	.364	8	11	3	4	0	0	1	1	0	0	0	1	4	0	0	0	0
Eckstein,D	.297	9	37	3	11	2	0	0	4	0	1	1	1	4	4	0	0	0
Erstad,D	.182	3	11	0	2	1	0	0	0	1	0	0	1	4	1	0	0	0
Fullmer,B	.308	4	13	3	4	0	0	0	1	0	0	0	3	2	0	1	0	0
Gil,B	.091	4	11	0	1	0	0	0	1	1	0	0	0	5	0	0	1	0
Glaus,T	.174	6	23	4	4	3	0	0	3	0	0	0	3	3	0	0	1	0
Kennedy,A	.286	8	28	3	8	1	0	0	2	1	1	1	1	1	2	1	0	1
Molina,B	.313	9	32	2	10	2	0	1	4	0	0	0	2	3	0	0	1	0
Molina,J	.000	2	1	1	0	0	0	0	0	0	0	0	0	0	0	0	0	0
Owens,E	.192	8	26	1	5	1	0	0	1	0	0	0	1	4	1	0	0	1
Quinlan,R	.500	3	10	2	5	1	0	0	0	0	0	0	0	1	0	1	1	0
Salmon,T	.261	6	23	3	6	1	0	1	4	0	0	0	3	4	1	0	0	1
Spiezio,S	.310	9	29	4	9	2	0	2	6	0	0	1	3	3	0	1	1	0
Wooten,W	.167	6	18	0	3	0	0	0	1	0	0	0	0	1	0	0	0	0
TOTALS	.267	9	311	33	83	16	0	7	32	3	2	3	20	44	11	4	7	5

PITCHER	ERA	W	L	G	GS	CG	SHO	SV	IP	AB	H	R	ER	HR	HB	BB	SO	WP	AVG
Appier,K	8.10	0	1	2	2	0	0	0	6.2	31	11	6	6	1	0	1	5	0	.355
Callaway,M	5.40	0	1	2	1	0	0	0	6.2	31	12	6	4	3	0	4	2	0	.387
Donnelly,B	0.00	0	0	4	0	0	0	0	5.0	18	3	1	0	0	0	2	7	0	.167
Glover,G	6.75	0	0	1	0	0	0	0	1.1	7	3	1	1	0	0	0	0	0	.429
Jones,G	0.00	0	0	1	0	0	0	0	1.0	3	0	0	0	0	0	1	1	0	.000
Lackey,J	8.62	1	2	3	3	0	0	0	15.2	60	15	16	15	3	0	9	15	0	.250
Ortiz,R	3.38	1	0	1	1	0	0	0	5.1	24	8	2	2	1	0	1	5	0	.333
Percival,T	2.25	0	1	4	0	0	0	1	4.0	14	2	1	1	0	0	2	3	0	.143
Rodriguez,F	3.18	1	0	4	0	0	0	0	5.2	20	6	2	2	1	0	5	6	1	.300
Rodriguez,R	6.75	0	0	1	0	0	0	0	1.1	7	3	1	1	0	0	1	3	0	.429
Schoeneweis,S	4.91	0	0	4	0	0	0	0	3.2	16	5	2	2	0	1	2	4	0	.313
Sele,A	9.35	0	1	2	2	0	0	0	8.2	35	12	9	9	2	0	7	2	1	.343
Shields,R	3.52	0	0	3	0	0	0	0	7.2	28	10	3	3	0	0	6	4	0	.357
Turnbow,T	9.00	0	0	1	0	0	0	0	1.0	5	2	1	1	0	0	1	2	0	.400
Weber,B	0.00	0	0	4	0	0	0	0	7.1	23	3	0	0	0	0	2	5	0	.130
TOTALS	5.22	3	6	9	9	0	0	1	81.0	322	95	51	47	11	1	44	64	2	.295



Oakland Athletics



Ken Macha

Club Directory

Oakland Athletics Baseball Company
 Network Associates Coliseum
 7000 Coliseum Way
 Oakland, CA 94621
 (510) 638-4900
 Seating Capacity: 43,662
 2003 Record:
 96-66 - 1st in West



Owners..... Stephen C. Shott and Ken Hofmann
 President..... Michael Crowley
 Vice President, Baseball Operations & General Manager..... Billy Beane
 Assistant General Manager..... David Forst
 Director, Public Relations..... Jim Young
 Traveling Secretary..... Mickey Morabito
 Field Manager..... Ken Macha
 Named: Oct. 29, 2002, replacing Art Howe
 Equipment Manager..... Steve Vucnich
 Visiting Clubhouse Manager..... Mikey Thalblum

2003 Recap

DATE	SITE	SCORE	WP	LP
4/4	Oakland	3-7	Lilly	Appier
4/5	Oakland	2-4	Halama	Washburn
4/6	Oakland	6-7	Bradford	Rodriguez
4/11	Anaheim	9-5	Lackey	Hudson
4/12	Anaheim	9-4	Weber	Halama
4/13	Anaheim	8-2	Ortiz	Zito
7/4	Oakland	1-0	Sele	Mulder
7/5	Oakland	6-3	Ortiz	Harang
7/6	Oakland	5-6	Foulke	Schoeneweis
7/25	Anaheim	2-3	Lilly	Donnelly
7/26	Anaheim	1-8	Harden	Sele
7/27	Anaheim	1-10	Hudson	Ortiz
7/28	Anaheim	2-1	Donnelly	Rincon
9/8	Oakland	3-1	Rodriguez	Hudson
9/9	Oakland	1-8	Duchscherer	Bootcheck
9/10	Oakland	0-3	Lilly	Washburn
9/11	Oakland	4-14	Harden	Shields
9/15	Anaheim	4-7	Lilly	Ortiz
9/16	Anaheim	6-5	Turnbow	Mecir
9/17	Anaheim	1-2	Zito	Shields

2004 Schedule

DAY	DATE	SITE	TIME	DAY	DATE	SITE	TIME
Fri.	4/16	Anaheim	7:05 p.m.	Tue.	6/29	Oakland	7:05 p.m.
Sat.	4/17	Anaheim	7:05 p.m.	Wed.	6/30	Oakland	7:05 p.m.
Sun.	4/18	Anaheim	1:05 p.m.	Thur.	7/1	Oakland	12:35 p.m.
Fri.	4/23	Oakland	7:05 p.m.	Fri.	9/24	Anaheim	7:05 p.m.
Sat.	4/24	Oakland	1:05 p.m.	Sat.	9/25	Anaheim	7:05 p.m.
Sun.	4/25	Oakland	1:05 p.m.	Sun.	9/26	Anaheim	1:05 p.m.
Mon.	6/21	Anaheim	7:05 p.m.	Fri.	10/1	Oakland	7:05 p.m.
Tues.	6/22	Anaheim	7:05 p.m.	Sat.	10/2	Oakland	6:05 p.m.
Wed.	6/23	Anaheim	7:05 p.m.	Sun.	10/3	Oakland	1:05 p.m.
Thur.	6/24	Anaheim	1:05 p.m.				

(All Times PST)

All-Time Series Results

(Angels Listed First)

Year	Home	Road	Totals	Year	Home	Road	Totals	Year	Home	Road	Totals
1968	3-6	2-7	5-13	1980	2-4	1-6	3-10	1992	3-3	2-5	5-8
1969	4-5	2-7	6-12	1981	0-4	2-4	2-8	1993	4-3	2-4	6-7
1970	4-5	4-5	8-10	1982	5-1	4-3	9-4	1994	3-3	0-3	3-6
1971	2-7	5-4	7-11	1983	3-4	2-4	5-8	1995	5-2	1-5	6-7
1972	4-5	4-5	8-10	1984	2-4	5-2	7-6	1996	2-4	4-3	6-7
1973	2-7	4-5	6-12	1985	4-3	2-4	6-7	1997	5-1	6-0	11-1
1974	4-5	2-7	6-12	1986	5-1	5-2	10-3	1998	3-3	2-4	5-7
1975	4-5	3-6	7-11	1987	2-5	4-2	6-7	1999	5-1	3-3	8-4
1976	3-6	3-6	6-12	1988	3-3	1-6	4-9	2000	3-3	2-5	5-8
1977	4-4	1-6	5-10	1989	3-4	2-4	5-8	2001	3-7	3-7	6-14
1978	4-3	5-3	9-6	1990	1-5	3-4	4-9	2002	6-4	3-7	10-10
1979	5-2	5-1	10-3	1991	1-6	0-6	1-12	2003	5-5	3-7	8-12
								Totals	121-143		223-305

102-162

Oakland Athletics



Won-Lost Records At Stadiums

Anaheim Stadium: 96-120 .444 Oakland Coliseum: 100-157 .389
 Edison Field: 25-23 .521

Most Runs, Game: By Anaheim — 17 (17-6, July 4, 1979 at Anaheim Stadium)
 By Oakland — 18 (18-2, June 27, 1996 at Anaheim Stadium)

Widest Margin Victory: By Anaheim — 12 Runs (13-1, April 21, 1979 & July 28, 1982 at Anaheim Stadium)
 By Oakland — 16 Runs (18-2, June 27, 1996 at Anaheim Stadium)

Longest Winning Streak: By Anaheim — 12 (Sept. 18, 1996-Sept. 17, 1997)
 By Oakland — 10 (May 26-Sept. 3, 1974 & April 26, 1991-April 20, 1992)

Attendance High: At Edison Field: 43,797, July 25, 2003
 At Anaheim Stadium: 61,696, Aug. 11, 1989
 At Oakland Coliseum: 55,601, July 5, 2003

Anaheim vs. Oakland in 2003

BATTER	AVG	G	AB	R	H	2B	3B	HR	RBI	SH	SF	HP	BB	SO	SB	CS	DP	E	GI
Amezaga,A	.071	6	14	0	1	0	0	0	0	0	0	0	1	2	0	0	0	0	0
Anderson,G	.361	20	72	8	26	6	0	1	12	0	2	0	8	10	0	0	0	0	0
Davanon,J	.111	10	27	5	3	1	0	0	1	0	0	0	6	3	1	0	2	0	0
Delgado,W	.273	4	11	0	3	0	0	0	1	0	0	0	2	3	0	0	0	0	1
Durrington,T	.000	3	2	0	0	0	0	0	0	0	0	0	0	0	0	0	0	0	0
Eckstein,D	.237	17	59	9	14	1	0	0	3	2	0	2	9	6	2	2	1	2	2
Erstad,D	.196	12	46	6	9	1	0	0	2	0	0	0	4	7	1	0	3	0	0
Figgins,D	.227	11	44	4	10	1	0	0	1	1	1	0	1	7	1	0	0	0	0
Fullmer,B	.400	4	10	1	4	0	0	0	3	0	0	0	1	0	0	1	0	0	0
Gil,B	.231	6	13	3	3	1	0	0	0	1	0	0	0	5	3	0	0	0	0
Glaus,T	.212	9	33	3	7	1	0	2	4	0	0	0	3	3	0	0	0	0	3
Gregorio,T	.000	3	3	0	0	0	0	0	0	0	0	0	0	2	0	0	0	0	0
Kennedy,A	.261	17	46	3	12	1	0	2	3	0	0	0	5	11	4	1	1	0	0
Molina,B	.219	10	32	3	7	3	0	1	5	0	0	0	0	1	0	0	1	0	0
Molina,J	.160	11	25	2	4	1	0	0	2	1	1	0	0	4	0	0	1	0	0
Owens,E	.357	14	28	3	10	0	0	0	5	0	0	1	2	3	4	0	0	0	0
Quinlan,R	.200	5	10	1	2	0	1	0	0	0	0	0	0	3	0	0	0	0	0
Ramirez,J	.000	2	0	0	0	0	0	0	0	0	0	0	0	0	0	0	0	0	0
Riggs,A	.000	2	4	0	0	0	0	0	0	0	0	0	1	1	0	0	0	0	0
Salmon,T	.317	17	63	13	20	3	0	8	19	0	0	0	9	4	0	0	3	1	0
Spiezio,S	.159	20	69	6	11	2	0	2	8	1	0	0	5	9	1	0	4	0	0
Wesson,B	.000	4	1	1	0	0	0	0	1	0	0	0	0	0	0	0	0	0	0
Wooten,W	.279	15	43	3	12	0	0	2	3	0	0	0	5	14	0	1	2	1	0
TOTALS	.241	20	655	74	158	22	1	18	73	6	4	3	62	98	17	5	18	9	0

PITCHER	ERA	W	L	G	GS	CG	SHD	SV	IP	AB	H	R	ER	HR	HB	BB	SO	WP	AVG	OPP
Appier,K	15.75	0	1	1	1	0	0	0	4.0	21	8	7	7	1	0	3	3	0	0	.381
Bootcheck,C	21.60	0	1	1	1	0	0	0	3.1	16	7	8	8	3	0	3	3	0	0	.438
Callaway,M	8.64	0	0	3	1	0	0	0	8.1	37	14	8	8	1	1	3	4	0	0	.378
Donnelly,B	4.91	1	1	8	0	0	0	0	7.1	28	7	4	4	0	1	4	5	0	0	.250
Glover,G	6.35	0	0	3	0	0	0	0	5.2	21	5	4	4	1	1	3	3	0	0	.238
Jones,G	6.23	0	0	3	0	0	0	0	4.1	15	3	3	3	1	0	5	2	0	0	.200
Lackey,J	3.24	1	0	3	3	0	0	0	16.2	67	19	6	6	0	1	9	11	1	0	.284
Ortiz,R	9.00	2	2	4	4	0	0	0	18.0	78	25	18	18	6	0	5	8	0	0	.321
Percival,T	2.25	0	0	4	0	0	0	4	4.0	13	1	1	1	1	0	1	3	0	0	.077
Rodriguez,F	5.06	1	1	7	0	0	1	10.2	37	6	6	6	2	0	6	12	2	0	0	.162
Schoeneweis,S	3.00	0	1	7	0	0	0	0	9.0	33	8	4	3	0	0	4	4	0	0	.242
Sele,A	2.40	1	1	3	3	0	0	0	15.0	58	12	5	4	1	2	7	7	0	0	.207
Shields,R	3.05	0	2	6	2	0	0	1	20.2	75	14	10	7	4	0	7	19	1	0	.187
Turnbow,T	0.00	1	0	4	0	0	0	0	6.0	18	3	0	0	0	0	0	5	0	0	.167
Washburn,J	3.98	0	2	5	5	0	0	0	31.2	128	35	14	14	3	2	6	23	0	0	.273
Weber,B	2.00	1	0	6	0	0	0	0	9.0	31	6	2	2	1	0	1	4	1	0	.194
TOTALS	4.92	8	12	20	20	0	1	6	173.2	676	173	100	95	25	8	67	116	5	256	0



Seattle Mariners



Bob Melvin

Club Directory

Seattle Mariners
 SAFECO Field
 P.O. Box 4100
 Seattle, WA 98104
 (206) 346-4000
 Seating Capacity: 47,772
 2003 Record:
 93-69 - 2nd in AL West



Chairman & Chief Executive Officer.....	Howard Lincoln
President & Chief Operating Officer.....	Chuck Armstrong
Executive Vice President & General Manager.....	Bill Bavasi
Vice President, Baseball Administration.....	Lee Pelekoudas
Vice President, Scouting and Player Development.....	Roger Jongewaard
Vice President, Player Development.....	Benny Looper
Director, Baseball Information.....	Tim Hevly
Director, Team Travel.....	Ron Spelley
Manager.....	Bob Melvin
	Named: Nov. 15, 2002 replacing Lou Piniella
Clubhouse Manager.....	Ted Walsh
Visiting Clubhouse Manager.....	Henry Genzale

2003 Recap

DATE	SITE	SCORE	WP	LP
4/8	Seattle	0-5	Moyer	Ortiz
4/9	Seattle	5-1	Appier	Piniero
4/10	Seattle	3-0	Washburn	Franklin
4/18	Anaheim	2-8	Moyer	Ortiz
4/19	Anaheim	7-6	Rodriguez	Sasaki
4/20	Anaheim	6-7	Hasegawa	Percival
6/16	Seattle	3-6	Piniero	Lackey
6/17	Seattle	4-8	Franklin	Appier
6/18	Seattle	0-2	Garcia	Sele
6/19	Seattle	2-0	Ortiz	Moyer
6/24	Anaheim	4-6	Garcia	Sele
6/25	Anaheim	6-3	Ortiz	Moyer
6/26	Anaheim	6-10	Meche	Washburn
9/12	Seattle	4-7	Moyer	Lackey
9/13	Seattle	1-5	Garcia	Rodriguez
9/14	Seattle	2-1	Gregg	Franklin
9/22	Anaheim	1-5	Moyer	Washburn
9/23	Anaheim	2-1 (11)	Rodriguez	Hasegawa
9/24	Anaheim	4-0	Lackey	Meche

2004 Schedule

DAY	DATE	SITE	TIME	DAY	DATE	SITE	TIME
Tue.	4/6	Seattle	2:05 p.m.	Thur.	7/29	Anaheim	7:05 p.m.
Wed.	4/7	Seattle	7:05 p.m.	Fri.	7/30	Anaheim	7:05 p.m.
Thur.	4/8	Seattle	1:35 p.m.	Sat.	7/31	Anaheim	1:05 p.m.
Tue.	4/13	Anaheim	7:05 p.m.	Sun.	8/1	Anaheim	1:05 p.m.
Wed.	4/14	Anaheim	7:05 p.m.	Mon.	9/13	Seattle	7:05 p.m.
Thur.	4/15	Anaheim	7:05 p.m.	Tue.	9/14	Seattle	7:05 p.m.
Fri.	7/23	Seattle	7:05 p.m.	Wed.	9/15	Seattle	7:05 p.m.
Sat.	7/24	Seattle	7:05 p.m.	Thur.	9/16	Seattle	7:05 p.m.
Sun.	7/25	Seattle	1:05 p.m.	Mon.	9/20	Anaheim	7:05 p.m.
				Tue.	9/21	Anaheim	7:05 p.m.
				Wed.	9/22	Anaheim	7:05 p.m.

(All Times PST)

All-Time Series Results

(Angels Listed First)

Year	Home	Road	Totals	Year	Home	Road	Totals	Year	Home	Road	Totals
1977	3-4	6-2	9-6	1986	6-1	2-4	8-5	1995	4-2	3-4	7-6
1978	5-3	4-3	9-6	1987	4-2	3-4	7-6	1996	4-3	1-5	5-8
1979	3-3	4-3	7-6	1988	2-5	4-2	6-7	1997	4-2	2-4	6-6
1980	6-1	5-1	11-2	1989	3-3	4-3	7-6	1998	5-1	4-2	9-3
1981	2-1	4-3	6-4	1990	4-3	1-5	5-8	1999	3-3	3-3	6-6
1982	6-1	4-2	10-3	1991	1-5	5-2	6-7	2000	3-4	2-4	5-8
1983	4-2	2-5	6-7	1992	3-4	4-2	7-6	2001	1-8	3-7	4-15
1984	5-2	4-2	9-4	1993	3-3	3-4	6-7	2002	5-5	4-5	9-10
1985	3-1	6-3	9-4	1994	1-5	1-2	2-7	2003	4-5	4-6	8-11
								Totals	97-82	92-92	189-174

Seattle Mariners



Won-Lost Records At Stadiums

Anaheim Stadium:	76-56	.578	The Kingdom:	78-68	.534
Edison Field:	21-26	.447	SAFECO Field:	14-24	.368

Most Runs, Game: By Anaheim — 18 (18-3, May 21, 1997 at Anaheim Stadium)
By Seattle — 21 (21-9, Sept. 30, 2000 at Edison Field)

Widest Margin Victory: By Anaheim — 15 Runs (18-3, May 21, 1997 at Anaheim Stadium)
By Seattle — 14 Runs (14-0, Aug. 7, 1987 at The Kingdom)

Longest Winning Streak: By Anaheim — 8 (May 4, 1980-April 9, 1981)
By Seattle — 8 (Sept. 30, 2001-April 23, 2002)

Attendance High: At Edison Field: 43,752, April 17, 1999
At Anaheim Stadium: 59,860, April 21, 1985
At Safeco Field: 45,974, July 27, 2002
At The Kingdom: 57,762, April 6, 1977

Anaheim vs. Seattle in 2003

BATTER	AVG	G	AB	R	H	2B	3B	HR	RBI	SH	SF	HP	BB	SO	SB	CS	GI	DP	E
Amezaga,A	.308	4	13	0	4	0	0	0	1	0	0	0	0	4	0	1	0	2	
Anderson,G	.299	19	77	11	23	8	0	2	6	0	0	0	3	8	0	1	0	0	
Davanon,J	.118	9	17	1	2	0	0	0	1	1	0	0	5	1	1	0	0	0	
Delgado,W	.100	4	10	1	1	0	0	0	0	0	0	0	1	2	0	0	0	0	
Eckstein,D	.238	17	63	11	15	4	0	1	5	0	0	3	6	6	2	0	3	1	
Erstad,D	.250	12	44	5	11	1	0	1	3	0	2	2	3	5	0	0	3	0	
Figgins,D	.205	10	39	2	8	0	0	0	2	0	0	0	3	10	3	2	0	0	
Fullmer,B	.368	10	38	5	14	3	0	2	5	0	0	0	1	6	0	1	0	0	
Gil,B	.100	6	10	0	1	0	0	0	1	0	1	0	0	3	0	0	1	0	
Glaus,T	.119	11	42	1	5	2	0	0	3	0	0	0	3	13	0	0	1	2	
Gregorio,T	.250	4	4	0	1	0	0	0	2	0	0	1	0	0	0	0	0	1	
Kennedy,A	.257	13	35	3	9	1	0	0	1	0	0	1	4	3	0	1	1	1	
Molina,B	.282	12	39	4	11	3	0	1	4	0	0	0	3	1	0	0	1	0	
Molina,J	.000	5	5	1	0	0	0	0	0	0	0	1	1	1	0	0	0	0	
Owens,E	.321	10	28	3	9	1	0	1	3	0	0	0	1	0	3	0	1	1	
Quinlan,R	.286	2	7	0	2	0	0	0	0	0	0	0	0	1	0	0	0	0	
Ramirez,J	.000	1	1	0	0	0	0	0	0	0	0	0	0	0	0	0	0	1	
Riggs,A	1.000	1	1	0	1	0	0	0	0	0	0	0	0	0	1	0	0	0	
Salmon,T	.265	18	68	5	18	3	0	2	7	0	0	0	7	14	1	0	3	1	
Spiezio,S	.241	19	58	6	14	5	0	2	9	0	1	1	4	2	0	0	2	1	
Wooten,W	.222	11	36	3	8	1	0	1	6	0	0	0	1	10	0	1	2	0	
TOTALS	.247	19	635	62	157	32	0	13	59	1	4	9	46	90	11	7	18	13	

PITCHER	ERA	W	L	G	GS	CG	SHO	SV	IP	AB	H	R	ER	HR	HB	BB	SO	WP	OPP	AVG
Appier,K	6.43	1	1	3	3	0	0	0	14.0	55	14	10	10	5	3	7	8	0	255	
Bootcheck,C	4.50	0	0	1	0	0	0	0	2.0	9	3	1	1	0	0	2	0	0	.333	
Donnelly,B	0.90	0	0	9	0	0	0	0	10.0	35	5	1	1	0	1	4	9	0	.143	
Glover,G	6.00	0	0	1	0	0	0	0	3.0	14	5	2	2	1	0	0	1	0	.357	
Gregg,K	1.29	1	0	1	1	0	0	0	7.0	23	3	1	1	1	0	2	3	0	.130	
Jones,G	0.00	0	0	1	0	0	0	0	2.0	7	1	0	0	0	0	0	2	0	.143	
Lackey,J	3.15	1	2	3	3	1	1	0	20.0	75	18	10	7	4	0	6	10	2	240	
Ortiz,R	4.01	2	2	4	4	0	0	0	24.2	100	27	14	11	1	3	9	17	1	270	
Percival,T	2.57	0	1	7	0	0	0	4	7.0	24	3	3	2	0	0	6	7	0	.125	
Rodriguez,F	6.75	2	1	8	0	0	0	0	10.2	36	8	8	8	2	1	6	10	0	222	
Schoenewel,S	6.00	0	0	3	0	0	0	0	3.0	12	3	2	2	0	0	1	0	0	.250	
Sele,A	4.50	0	2	3	3	0	0	0	14.0	51	14	7	7	2	1	9	7	0	.275	
Shields,R	1.00	0	0	5	1	0	0	0	18.0	62	11	5	2	0	0	7	15	0	.177	
Washburn,J	5.24	1	2	4	4	0	0	0	22.1	90	25	13	13	4	1	8	7	0	.278	
Weber,B	3.86	0	0	8	0	0	0	0	9.1	36	11	4	4	1	0	3	4	2	.306	
TOTALS	3.83	8	11	19	19	1	3	4	167.0	629	151	81	71	21	10	70	100	5	.240	



Tampa Bay Devil Rays



Lou Piniella

Club Directory

Tampa Bay Devil Rays
 Tropicana Field
 One Tropicana Drive
 St. Petersburg, FL, 33705
 (727) 825-3137
 Seating Capacity: 43,000+
 2003 Record
 63-99 - 5th in East



Managing Partner/C.E.O. Vincent J. Naimoli
 Senior Vice President of Baseball Operations and General Manager Chuck LaMar
 General Counsel John P. Higgins
 Assistant General Manager Bart Braun
 Assistant General Manager Scott Proefrock
 Vice President of Public Relations Rick Vaughn
 Traveling Secretary Jeff Ziegler
 Field Manager Lou Piniella
 Named: Oct. 27, 2002, Replacing Hal McRae
 Chris Westmoreland
 Clubhouse Operations-Home
 Clubhouse Operations-Visitors Guy Gallagher

2003 Recap

DATE	SITE	SCORE	WP	LP
5/23	Anaheim	1-3	Gonzalez	Washburn
5/24	Anaheim	7-2	Lackey	Kennedy
5/25	Anaheim	6-1	Applier	Brazelton
5/29	Tampa Bay	2-1	Washburn	Zambrano
5/30	Tampa Bay	6-8	Brazelton	Lackey
5/31	Tampa Bay	6-1	Applier	Kennedy
6/1	Tampa Bay	9-4	Sele	Reyes
7/21	Tampa Bay	2-3	Bell	Sele
7/22	Tampa Bay	3-1	Ortiz	Kennedy

2004 Schedule

DAY	DATE	SITE	TIME	DAY	DATE	SITE	TIME
Thur.	5/6	Anaheim	7:05 p.m.	Tue.	8/17	Tampa Bay	4:15 p.m.
Fri.	5/7	Anaheim	7:05 p.m.	Wed.	8/18	Tampa Bay	4:15 p.m.
Sat.	5/8	Anaheim	7:05 p.m.	Thur.	8/19	Tampa Bay	11:15 a.m.
Sun.	5/9	Anaheim	1:05 p.m.				

(All Times PST)

All-Time Series Results

(Angels Listed First)

Year	Home	Road	Totals
1998	2-4	4-1	6-5
1999	5-1	3-3	8-4
2000	4-2	2-4	6-6
2001	2-1	5-1	7-2
2002	5-1	3-0	8-1
2003	2-1	4-2	6-3
Totals	20-10	21-11	41-21

Tampa Bay Devil Rays



Won-Lost Records At Stadiums

Edison Field:	20-10 .667	Tropicana Field:	21-11 .656
Most Runs, Game:	By Anaheim — 10 (five times; last, 10-1, Sept. 5, 2002 at Tropicana Field) By Tampa Bay — 11 (9-11, April 22, 2000 at Edison Field, 2-11, April 28, 2000 at Tropicana Field)		
Widest Margin Victory:	By Anaheim — 9 Runs (10-1, Sept. 5, 2002 at Tropicana Field) By Tampa Bay — 9 Runs (2-11, April 28, 2000 at Tropicana Field)		
Longest Winning Streak:	By Anaheim — 5 (July 26, 2001 - Aug. 28, 2002) By Tampa Bay — 4 (April 22-28, 2000)		
Attendance High:	At Edison Field: 41,414, May 24, 2003 At Tropicana Field: 33,395, April 25, 1998		

Anaheim vs. Tampa Bay in 2003

BATTER	AVG	G	AB	R	H	2B	3B	HR	RBI	SH	SF	HP	BB	SO	SB	CS	GI	DP	E
Anderson,G	.205	9	39	1	8	3	1	0	4	0	0	0	0	4	0	1	1	0	
Davanon,J	.458	8	24	6	11	2	0	2	5	0	1	0	3	6	1	0	0	0	
Eckstein,D	.250	8	28	6	7	2	0	0	1	3	0	3	2	4	0	0	0	0	
Erstad,D	.286	2	7	1	2	0	0	0	0	1	0	0	0	2	1	0	0	0	
Figgins,D	.500	2	4	3	2	0	1	0	1	0	0	0	1	0	2	0	0	0	
Fullmer,B	.077	5	13	3	1	1	0	0	1	0	0	1	4	5	1	0	0	0	
Gil,B	.154	6	13	1	2	1	0	0	2	0	1	0	0	3	0	0	1	0	
Glaus,T	.357	8	28	6	10	3	0	1	7	0	0	0	4	9	3	0	0	2	
Kennedy,A	.250	8	24	4	6	1	0	2	4	0	0	0	3	4	0	1	1	0	
Molina,B	.087	6	23	0	2	0	0	0	2	0	1	0	0	4	0	0	0	0	
Molina,J	.273	3	11	1	3	0	0	0	1	0	0	0	0	3	0	0	0	0	
Owens,E	.267	6	15	2	4	0	0	0	1	0	0	0	0	2	0	1	0	0	
Salmon,T	.231	9	26	3	6	2	0	0	4	0	2	3	5	4	0	0	0	0	
Spiezio,S	.276	9	29	4	8	0	0	0	1	0	0	0	4	5	0	1	0	1	
Wooten,W	.182	6	11	1	2	0	0	0	0	0	0	1	4	2	0	0	0	0	
TOTALS	.251	9	295	42	74	15	2	5	34	4	5	8	30	57	8	4	3	5	

PITCHER	ERA	W	L	G	GS	CG	SHO	SV	IP	AB	H	R	ER	HR	HB	BB	SO	WP	AVG
Appier,K	1.23	2	0	2	2	0	0	0	14.2	55	12	2	2	1	0	3	8	0	.218
Callaway,M	0.00	0	0	3	0	0	0	0	2.1	8	1	0	0	0	0	0	1	0	.125
Donnelly,B	0.00	0	0	4	0	0	0	1	4.2	15	1	0	0	0	1	2	8	0	.067
Lackey,J	4.97	1	1	2	2	0	0	0	12.2	49	12	7	7	0	2	3	11	2	.245
Ortiz,R	0.00	1	0	1	1	0	0	0	7.0	25	3	1	0	0	1	3	6	0	.120
Percival,T	0.00	0	0	1	0	0	0	1	1.0	3	0	0	0	0	0	1	0	0	.000
Rodriguez,F	0.00	0	0	3	0	0	0	0	2.1	7	1	0	0	0	0	0	3	0	.143
Schoeneweis,S	19.29	0	0	4	0	0	0	0	2.1	14	7	5	5	1	0	1	2	0	.500
Sele,A	3.27	1	1	2	2	0	0	0	11.0	46	14	4	4	0	0	4	1	0	.304
Shields,R	0.00	0	0	2	0	0	0	0	4.0	15	3	0	0	0	0	0	3	0	.200
Washburn,J	1.88	1	1	2	2	0	0	0	14.1	57	15	3	3	1	2	4	10	1	.263
Weber,B	6.75	0	0	3	0	0	0	0	2.2	12	5	2	2	0	0	1	1	1	.417
TOTALS	2.62	6	3	9	9	0	0	2	79.0	306	74	24	23	3	6	22	54	4	.242



Texas Rangers



Buck Showalter

Club Directory

Texas Rangers Baseball Club
 The Ballpark in Arlington
 1000 Ballpark Way
 Arlington, TX 76011
 (817) 273-5222
 Seating Capacity: 49,115
 2003 Record:
 71-91 - 4th in West



Chairman of the Board & Owner..... Thomas O. Hicks
 President..... Michael J. Cramer
 Chief Operating Officer..... Jeff Cogen
 Executive Vice President/General Manager..... John Hart
 Assistant General Manager, Scouting and Player Development..... Grady Fuson
 Senior Vice President, Communications..... John Blake
 Director of Travel..... Chris Lyngos
 Manager..... Buck Showalter
 Named: Oct. 11, 2002, replacing Jerry Narron
 Home Clubhouse Manager..... Zack Minasian
 Visiting Clubhouse Manager..... Kelly Terrell

2003 Recap

DATE	SITE	SCORE	WP	LP
3/30	Anaheim	3-6	Valdes	Lackey
4/1	Anaheim	10-0	Callaway	Park
4/2	Anaheim	11-5	Ortiz	Thomson
4/14	Arlington	0-4	Valdes	Appier
4/15	Arlington	4-5	Lewis	Washburn
4/16	Arlington	9-8	Rodriguez	Cordero
4/17	Arlington	7-9	Drese	Callaway
6/30	Anaheim	3-6	Thomson	Ortiz
7/1	Anaheim	7-5	Washburn	Valdes
7/2	Anaheim	5-0	Lackey	Benoit
7/3	Anaheim	5-6	Mounce	Appier
7/23	Arlington	9-12	Ramirez	Washburn
7/24	Arlington	10-6	Appier	Benoit
9/19	Arlington	2-3	Dickey	Lackey
9/20	Arlington	4-13	Lewis	Sele
9/21	Arlington	11-6	Ortiz	Mahay
9/26	Anaheim	5-3	Turnbow	Mahay
9/27	Anaheim	3-12	Lewis	Shields
9/28	Anaheim	4-1	Shields	Thomson

2004 Schedule

DAY	DATE	SITE	TIME	DAY	DATE	SITE	TIME
Fri.	4/9	Texas	11:05 a.m.	Mon.	7/26	Anaheim	7:05 p.m.
Sat.	4/10	Texas	5:05 p.m.	Tue.	7/27	Anaheim	7:05 p.m.
Sun.	4/11	Texas	1:05 p.m.	Wed.	7/28	Anaheim	7:05 p.m.
Mon.	4/12	Texas	5:05 p.m.	Fri.	9/17	Anaheim	7:05 p.m.
Tue.	4/20	Anaheim	7:05 p.m.	Sat.	9/18	Anaheim	1:05 p.m.
Wed.	4/21	Anaheim	7:05 p.m.	Sun.	9/19	Anaheim	1:05 p.m.
Thur.	4/22	Anaheim	1:05 p.m.	Mon.	9/27	Texas	5:05 p.m.
Wed.	7/21	Texas	5:05 p.m.	Tue.	9/28	Texas	5:05 p.m.
Thur.	7/22	Texas	11:05 a.m.	Wed.	9/29	Texas	5:05 p.m.
				Thur.	9/30	Texas	11:05 a.m.

(All Times PST)

All-Time Series Results

(Angels Listed First)

Year	Home	Road	Totals	Year	Home	Road	Totals	Year	Home	Road	Totals
1972	6-2	4-5	10-7	1983	3-4	3-3	6-7	1994	2-1	4-3	6-4
1973	7-2	4-5	11-7	1984	1-5	4-3	5-8	1995	4-3	2-4	6-7
1974	5-4	4-5	9-9	1985	5-2	4-2	9-4	1996	2-4	2-5	4-9
1975	5-4	4-5	9-9	1986	4-2	4-3	8-5	1997	3-3	5-1	8-4
1976	6-3	6-3	12-6	1987	2-5	3-3	5-8	1998	2-4	3-3	5-7
1977	4-4	1-6	5-10	1988	4-2	4-3	8-5	1999	3-3	3-3	6-6
1978	4-3	1-7	5-10	1989	4-3	2-4	6-7	2000	3-3	4-2	7-5
1979	4-3	1-5	5-8	1990	4-2	4-3	8-5	2001	5-5	2-7	7-12
1980	5-1	6-1	11-2	1991	3-4	2-4	5-8	2002	7-2	5-5	12-7
1981	1-2	1-2	2-4	1992	4-2	5-2	9-4	2003	6-4	3-6	9-10
1982	5-1	3-4	8-5	1993	4-3	2-4	6-7	Totals	127-95	105-121	232-216

Texas Rangers



Won-Lost Records At Stadiums

Anaheim Stadium: 101-74 .577 Arlington Stadium: 72-82 .468
 Edison Field: 26-21 .553 The Ballpark in Arlington: 33-39 .458

Most Runs, Game: By Anaheim — 20 (20-4, June 29, 1995 at The Ballpark in Arlington)
 By Texas — 18 (18-2, June 17, 1993 at Anaheim Stadium)

Widest Margin Victory: By Anaheim — 16 Runs (20-4, June 29, 1995 at The Ballpark in Arlington)
 By Texas — 16 Runs (18-2, June 17, 1993 at Anaheim Stadium)

Longest Winning Streak: By Anaheim — 9 (Oct. 5, 1985-Sept. 26, 1986)
 By Texas — 6 (Sept. 21, 1977-June 25, 1978 & Sept. 11-20, 1987)

Attendance High: At Edison Field: 43,525, March 30, 2003
 At Anaheim Stadium: 62,390, July 4, 1989
 At The Ballpark in Arlington: 49,617, April 5, 2002

Anaheim vs. Texas in 2003

BATTER	AVG	G	AB	R	H	2B	3B	HR	RBI	SH	SF	HP	BB	SO	SB	CS	DP	E	GI
Amezaga,A	.368	6	19	6	7	1	1	1	3	1	0	0	2	7	1	0	1	0	
Anderson,G	.354	16	65	13	23	7	1	1	11	0	0	0	5	9	0	0	2	0	
Davanon,J	.341	12	44	7	15	3	1	2	6	1	0	0	5	6	2	3	1	3	
Delgado,W	.429	4	7	0	3	0	0	0	1	0	0	0	2	0	0	0	0	1	
Durrington,T	.111	4	9	1	1	0	0	0	0	0	0	0	0	0	1	0	0	0	
Eckstein,D	.311	16	61	7	19	3	0	1	6	2	1	1	6	4	2	2	1	1	
Erstad,D	.352	13	54	14	19	1	0	3	6	0	0	0	4	5	2	0	1	0	
Figgins,D	.273	11	33	5	9	2	0	0	3	0	1	0	5	8	2	0	0	1	
Fullmer,B	.435	7	23	5	10	1	0	2	9	0	1	0	5	2	0	1	2	0	
Gil,B	.000	7	8	0	0	0	0	0	0	0	0	0	0	4	0	0	0	1	
Glaus,T	.343	10	35	8	12	1	0	3	7	0	0	0	6	6	0	1	2	2	
Gregorio,T	.000	3	9	1	0	0	0	0	0	0	0	0	1	6	0	0	0	0	
Kennedy,A	.256	14	43	8	11	2	0	2	9	0	1	2	3	8	4	0	0	1	
Molina,B	.333	13	48	6	16	5	0	3	12	0	0	0	0	4	0	0	4	0	
Molina,J	.167	4	6	1	1	0	0	0	0	1	0	0	0	2	0	0	0	0	
Owens,E	.000	12	11	2	0	0	0	0	0	0	0	0	2	2	0	2	0	1	
Quinlan,R	.200	3	5	0	1	1	0	0	0	0	0	0	0	1	0	0	0	1	
Ramirez,J	.000	3	1	1	0	0	0	0	0	1	0	0	0	0	0	0	0	0	
Riggs,A	.143	3	7	0	1	0	0	0	0	0	0	0	0	3	0	0	1	0	
Salmon,T	.319	18	69	14	22	7	1	2	10	0	1	1	9	16	0	0	2	1	
Spiezio,S	.328	18	58	10	19	5	2	1	14	0	3	0	10	8	0	0	1	1	
Wesson,B	.400	3	5	1	2	0	0	1	2	0	0	0	0	2	1	0	0	0	
Wooten,W	.167	10	30	2	5	1	0	0	3	0	1	0	2	4	0	0	0	0	
TOTALS	.302	19	650	112	196	40	6	22	102	6	9	4	67	107	15	9	18	18	

PITCHER	ERA	W	L	G	GS	CG	SHO	SV	IP	AB	H	R	ER	HR	HB	BB	SO	WP	AVG	OPP
Appier,K	6.60	1	2	3	3	0	0	0	15.0	59	15	11	11	6	1	6	5	1	.254	
Boothcheck,C	3.60	0	0	2	0	0	0	0	5.0	22	6	4	2	2	0	1	4	0	.273	
Callaway,M	5.23	1	1	2	2	0	0	0	10.1	41	11	6	6	1	0	4	9	0	.268	
Donnelly,B	0.00	0	0	6	0	0	0	1	7.1	28	4	0	0	0	0	3	6	0	.143	
Glover,G	45.00	0	0	1	0	0	0	0	1.0	7	5	5	5	0	0	1	1	1	.714	
Gregg,K	11.57	0	0	1	0	0	0	0	2.1	10	3	3	3	2	0	2	0	0	.300	
Jones,G	36.00	0	0	1	0	0	0	0	1.0	7	4	4	4	0	1	0	2	0	.571	
Lackey,J	4.78	1	2	4	4	1	1	0	26.1	104	28	14	14	5	1	8	21	1	.269	
Ortiz,R	6.64	2	2	4	4	0	0	0	20.1	86	27	16	15	6	2	10	12	0	.314	
Percival,T	3.60	0	0	5	0	0	0	3	5.0	20	4	2	2	1	0	0	7	1	.200	
Rodriguez,F	1.69	1	0	7	0	0	0	1	10.2	38	6	2	2	2	0	2	15	0	.158	
Schoeneweis,S	7.36	0	0	5	0	0	0	0	3.2	17	6	4	3	1	1	1	1	0	.353	
Sele,A	9.35	0	1	2	2	0	0	0	8.2	37	12	9	9	2	1	3	6	0	.324	
Shields,R	2.41	1	0	5	1	0	0	0	18.2	70	16	5	5	2	2	3	13	0	.229	
Turnbow,T	0.00	1	0	2	0	0	0	0	4.0	12	0	0	0	0	0	0	5	0	.000	
Washburn,J	10.59	1	2	3	3	0	0	0	17.0	70	22	20	20	5	1	6	7	1	.314	
Weber,B	5.19	0	0	7	0	0	0	0	8.2	40	14	5	5	3	0	3	4	0	.350	
TOTALS	5.78	9	10	19	19	1	2	5	165.0	668	183	110	106	38	10	53	118	5	.274	



Toronto Blue Jays



Carlos Tosca

Club Directory

Toronto Blue Jays
 SkyDome
 1 Blue Jays Way, Suite 3200
 Toronto, Ontario, Canada M5V 1J1
 (416) 341-1000
 Seating Capacity: 50,516
 2003 Record:
 86-76 - 3rd in East



President and C.E.O. Paul Godfrey
 Senior Vice President, Baseball Operations and General Manager J.P. Riccardi
 Vice President, Baseball and Asst. General Manager Tim McCleary
 Vice President, Special Projects Howard Starkman
 Manager, Team Travel Bart Given
 Field Manager Carlos Tosca
 Named: June 3, 2002, replacing Buck Martinez
 Equipment Manger Jeff Ross
 Visiting Clubhouse Manager Len Frejlich

2003 Recap

DATE	SITE	SCORE	WP	LP
5/2	Toronto	1-3	Lidle	Lackey
5/3	Toronto	1-7	Davis	Shields
5/4	Toronto	2-8	Hendrickson	Ortiz
5/9	Anaheim	6-1	Sele	Davis
5/10	Anaheim	4-7	Hendrickson	Ortiz
5/11	Anaheim	2-4	Halladay	Washburn
8/1	Anaheim	5-0	Ortiz	Halladay
8/2	Anaheim	1-6	Thurman	Washburn
8/3	Anaheim	0-4	Escobar	Shields

2004 Schedule

DAY	DATE	SITE	TIME	DAY	DATE	SITE	TIME
Mon.	5/24	Toronto	4:05 p.m.	Tue.	9/7	Anaheim	7:05 p.m.
Wed.	5/26	Toronto	4:05 p.m.	Wed.	9/8	Anaheim	7:05 p.m.
Thur.	5/27	Toronto	4:05 p.m.	Thur.	9/9	Anaheim	7:05 p.m.
Fri.	7/9	Toronto	4:05 p.m.				
Sat.	7/10	Toronto	1:05 p.m.				
Sun.	7/11	Toronto	10:05 a.m.				

(All Times PST)

All-Time Series Results

(Angels Listed First)

Year	Home	Road	Totals	Year	Home	Road	Totals	Year	Home	Road	Totals
1977	2-3	4-1	6-4	1986	2-4	4-2	6-6	1995	3-1	5-1	8-2
1978	4-1	3-2	7-3	1987	4-2	1-5	5-7	1996	5-1	2-4	7-5
1979	4-2	3-3	7-5	1988	2-4	4-2	6-6	1997	4-2	2-3	6-5
1980	1-5	2-4	3-9	1989	3-3	4-2	7-5	1998	2-3	2-4	4-7
1981	3-3	3-3	6-6	1990	5-1	2-4	7-5	1999	3-3	0-6	3-9
1982	5-1	3-3	8-4	1991	3-3	3-3	6-6	2000	3-3	2-4	5-7
1983	2-4	2-4	4-8	1992	4-2	1-5	5-7	2001	4-2	1-2	5-4
1984	3-3	4-2	7-5	1993	3-3	1-5	4-8	2002	3-0	4-2	7-2
1985	4-2	1-5	5-7	1994	2-2	1-2	3-4	2003	2-4	0-3	2-7
									Totals	85-67	149-153

64-86

Toronto Blue Jays



Won-Lost Records At Stadiums

Anaheim Stadium:	68-52	.567	Exhibition Stadium	37-36	.507
Edison Field:	17-15	.531	SkyDome	27-50	.351

Most Runs, Game: By Anaheim - 24 (24-2, Aug. 25, 1979 at Exhibition Stadium)
By Toronto - 14 (14-6, June 8, 1993 at SkyDome)

Widest Margin Victory: By Anaheim - 22 Runs (24-2, Aug. 25, 1979 at Exhibition Stadium)
By Toronto - 12 Runs (12-0, May 18, 1987 at Anaheim Stadium)

Longest Winning Streak: By Anaheim - 7 (July 13, 1978-June 5, 1979)
By Toronto - 7 (Sept. 8, 1997-Aug. 13, 1998)

Attendance High: At Edison Field: 43,661, May 10, 2003
At Anaheim Stadium: 61,292, July 4, 1995
At SkyDome: 50,529, Sept. 11, 1993 & May 29, 1994

Anaheim vs. Toronto in 2003

BATTER	AVG	G	AB	R	H	2B	3B	HR	RBI	SH	SF	HP	BB	SO	SB	CS	DP	E	GI
Amezaga,A	.000	2	6	0	0	0	0	0	0	0	0	0	0	1	0	0	0	0	
Anderson,G	.206	9	34	0	7	2	1	0	2	0	0	0	1	6	1	0	1	0	
Davanon,J	.091	9	22	2	2	0	0	0	0	0	0	0	3	5	2	0	0	0	
Eckstein,D	.273	9	33	4	9	1	0	1	2	0	0	0	5	3	2	0	0	1	
Erstad,D	.333	2	6	1	2	1	0	0	0	0	0	0	1	1	0	0	0	0	
Fullmer,B	.083	5	12	1	1	0	0	0	0	0	0	0	1	1	0	0	0	0	
Gil,B	.167	2	6	0	1	0	0	0	0	0	0	0	0	1	0	0	0	0	
Glaus,T	.200	6	15	3	3	0	0	1	1	0	0	0	8	6	2	0	0	1	
Johnson,G	.000	1	1	0	0	0	0	0	0	0	0	0	0	0	0	0	0	0	
Kennedy,A	.250	8	28	4	7	3	0	1	4	0	0	1	0	4	2	0	1	0	
Molina,B	.250	8	20	0	5	1	0	0	2	0	0	0	3	4	0	0	1	0	
Molina,J	.167	3	6	1	1	0	0	0	0	0	0	0	0	2	0	0	0	1	
Owens,E	.077	5	13	2	1	0	0	0	0	0	0	0	1	2	1	1	0	0	
Quinlan,R	.600	2	5	0	3	0	0	0	0	0	0	0	1	2	1	0	0	0	
Salmon,T	.265	9	34	2	9	3	0	1	5	0	0	0	2	6	0	1	0	0	
Spiezo,S	.107	9	28	0	3	0	0	0	2	0	0	0	0	2	1	0	0	3	
Wooten,W	.222	5	18	2	4	1	0	1	3	0	0	0	0	3	0	0	1	0	
TOTALS	.202	9	287	22	58	12	1	5	21	0	0	1	26	49	12	2	4	6	

PITCHER	ERA	W	L	G	GS	CG	SHO	SV	IP	AB	H	R	ER	HR	HB	BB	SO	WP	AVG
Callaway,M	0.00	0	0	1	0	0	0	0	1.0	5	2	0	0	0	0	0	1	0	.400
Donnelly,B	0.00	0	0	2	0	0	0	0	2.0	6	0	0	0	0	0	0	4	0	.000
Glover,G	0.00	0	0	1	0	0	0	0	1.2	7	2	0	0	0	0	0	3	0	.286
Jones,G	0.00	0	0	1	0	0	0	0	2.0	7	1	0	0	0	0	1	2	1	.143
Lackey,J	4.50	0	1	1	1	0	0	0	6.0	23	5	3	3	1	1	0	5	0	.217
Ortiz,R	6.75	1	2	3	3	0	0	0	16.0	68	20	13	12	2	3	7	8	1	.294
Percival,T	0.00	0	0	1	0	0	0	0	1.0	3	0	0	0	0	0	1	1	0	.000
Rodriguez,F	3.68	0	0	4	0	0	0	0	7.1	27	5	3	3	1	0	3	10	1	.185
Rodriguez,R	0.00	0	0	1	0	0	0	0	1.2	5	1	0	0	0	0	0	0	0	.200
Schoeneweis,S	0.00	0	0	3	0	0	0	0	2.2	9	1	0	0	0	0	0	4	1	.111
Sele,A	1.59	1	0	1	1	0	0	0	5.2	17	2	1	1	1	0	4	4	0	.118
Shields,R	3.77	0	2	3	2	0	0	0	14.1	56	18	6	6	0	0	5	14	0	.321
Washburn,J	4.76	0	2	2	2	0	0	0	11.1	48	15	9	6	0	2	4	12	0	.313
Weber,B	8.44	0	0	4	0	0	0	0	5.1	22	8	5	5	1	0	0	5	0	.364
TOTALS	4.15	2	7	9	9	0	1	0	78.0	303	80	40	36	6	6	25	73	4	.264



Los Angeles Dodgers



Jim Tracy

Club Directory

Los Angeles Dodgers
 Dodger Stadium
 1000 Elysian Park Avenue
 Los Angeles, CA 90012
 (323) 224-1500
 Seating Capacity: 56,000
 2003 Record:
 85-77 - 2nd in N.L. West



Owner Frank McCourt
 President & COO Bob Graziano
 Executive Vice President & General Manager Paul DePodesta
 Director, Public Relations John Olguin
 Director, Team Travel Shawn Rachau
 Field Manager Jim Tracy
 Named: Nov. 1, 2000, replacing Davey Johnson
 Equipment Managers Dave Dickinson, Mitch Poole
 Visiting Clubhouse Manager Jerry Turner

2003 Recap

DATE	SITE	SCORE	WP	LP
6/20	Los Angeles	2-5	Nomo	Washburn
6/21	Los Angeles	2-4	Ashby	Lackey
6/22	Los Angeles	6-3	Appier	Brown
6/27	Anaheim	3-0	Lackey	Brown
6/28	Anaheim	3-1	Appier	Ishii
6/29	Anaheim	3-1	Sele	Perez

2004 Schedule

DAY	DATE	SITE	TIME	DAY	DATE	SITE	TIME
Fri.	6/25	Los Angeles	7:10 p.m.	Fri.	7/2	Anaheim	7:05 p.m.
Sat.	6/26	Los Angeles	1:05 p.m.	Sat.	7/3	Anaheim	7:05 p.m.
Sun.	6/27	Los Angeles	1:10 p.m.	Sun.	7/4	Anaheim	6:05 p.m.

(All Times PST)

All-Time Series Results

(Angels Listed First)

Year	Home	Road	Totals
1997	0-2	0-2	0-4
1998	2-0	1-1	3-1
1999	1-2	1-2	2-4
2000	2-1	2-1	4-2
2001	2-1	2-1	4-2
2002	2-1	1-2	3-3
2003	3-0	1-2	4-2
Totals	12-7	8-11	20-18

Los Angeles Dodgers



Won-Lost Records At Stadiums

Anaheim Stadium: 0-2 .000 Dodger Stadium: 8-11 .421
 Edison Field: 12-5 .706

Most Runs, Game: By Anaheim — 12 (12-5, June 2, 2000 at Edison Field)
 By Los Angeles — 13 (13-3, July 17, 1999 at Edison Field)

Widest Margin Victory: By Anaheim — 7 Runs (12-5, June 2, 2000 at Edison Field; 7-0, June 29, 2002 at Edison Field)
 By Los Angeles — 10 Runs (13-3, July 17, 1999 at Edison Field)

Longest Winning Streak: By Anaheim — 4 (June 22-29, 2003; current)
 By Los Angeles — 4 (June 17-July 3, 1997)

Attendance High: At Edison Field: 43,911, July 15, 1999
 At Anaheim Stadium: 35,295, July 3, 1997
 At Dodger Stadium: 54,631, June 22, 2003

Anaheim vs. Los Angeles in 2003

BATTER	AVG	G	AB	R	H	2B	3B	HR	RBI	SH	SF	HP	BB	SO	SB	CS	GI		E
																	DP	DP	
Anderson,G	.292	6	24	3	7	3	1	2	3	0	0	0	1	4	1	0	0	0	0
Davanon,J	.385	4	13	0	5	0	0	0	2	0	0	1	0	2	1	0	0	0	0
Eckstein,D	.091	6	22	1	2	0	1	0	1	0	0	1	0	0	0	1	0	1	0
Erstad,D	.318	6	22	0	7	0	0	0	2	0	0	0	1	3	2	0	1	0	0
Figgins,D	.000	1	0	0	0	0	0	0	0	0	0	0	0	0	0	1	0	0	0
Fullmer,B	.400	3	10	3	4	0	0	1	1	0	0	1	1	1	0	0	0	0	0
Gil,B	.300	4	10	1	3	1	1	0	0	0	0	0	0	4	0	0	0	1	0
Glaus,T	.357	5	14	2	5	0	0	0	1	0	0	0	2	5	0	0	0	0	0
Kennedy,A	.353	6	17	1	6	0	0	0	2	0	0	1	0	6	0	0	0	1	0
Molina,B	.400	5	15	1	6	3	0	0	2	1	0	1	1	0	0	0	1	0	0
Molina,J	.429	2	7	1	3	0	0	0	0	0	0	0	0	1	0	0	0	0	0
Owens,E	.500	3	4	1	2	0	0	0	0	0	0	0	0	0	0	0	0	0	0
Salmon,T	.176	6	17	2	3	0	0	1	1	0	0	1	3	0	0	0	0	0	0
Spiezio,S	.143	6	14	2	2	1	0	0	1	0	0	0	5	3	0	0	0	0	0
Wooten,W	.222	4	9	1	2	0	0	1	1	0	0	0	1	1	0	0	1	0	0
PITCHERS	.000	6	6	0	0	0	0	0	0	0	0	0	0	5	0	0	0	2	0
TOTALS	.279	6	204	19	57	8	3	5	17	1	0	6	15	35	4	2	3	3	5

PITCHER	ERA	W	L	G	GS	CG	SHO	SV	IP	AB	H	R	ER	HR	HB	BB	SO	WP	OPP
																			AVG
Appier,K	1.64	2	0	2	2	0	0	0	11.0	46	13	2	2	0	0	2	7	0	.283
Donnelly,B	0.00	0	0	3	0	0	0	0	3.2	11	1	0	0	0	0	0	3	0	.091
Lackey,J	3.18	1	1	2	2	0	0	0	11.1	41	10	4	4	1	0	3	6	1	.244
Percival,T	2.25	0	0	4	0	0	0	4	4.0	14	2	1	1	1	0	0	6	0	.143
Rodriguez,F	0.00	0	0	2	0	0	0	0	3.0	9	1	0	0	0	0	0	2	0	.111
Schoeneweis,S	0.00	0	0	1	0	0	0	0	2.0	7	1	0	0	0	0	0	1	0	.143
Sele,A	0.00	1	0	1	1	0	0	0	5.0	18	4	0	0	0	0	2	1	0	.222
Shields,R	0.00	0	0	3	0	0	0	0	5.0	16	1	0	0	0	0	1	5	0	.063
Washburn,J	9.00	0	1	1	1	0	0	0	5.0	22	8	5	5	4	0	0	2	0	.364
Weber,B	0.00	0	0	2	0	0	0	0	2.0	9	2	2	0	0	0	0	2	0	.222
TOTALS	2.08	4	2	6	6	0	1	4	52.0	193	43	14	12	6	0	8	35	1	.223



National League Central



Dusty Baker

Chicago Cubs Club Directory

Chicago Cubs
Wrigley Field
1060 West Addison
Chicago, IL 60613
(773) 404-2827
Seating Capacity: 39,111
2003 Record:
88-74 - 1st in NL Central



President and CEO	Andrew B. MacPhail
Vice President/General Manager	Jim Hendry
Director, Baseball Operations	Scott Nelson
Director, Media Relations	Sharon Panno
Traveling Secretary	Jimmy Bank
Field Manager	Dusty Baker
Named: Nov. 15, 2002 replacing Jim Riggelman	
Home Clubhouse Manager	Tom Hellmann
Visiting Clubhouse Manager	Michael Burkhardt

2004 Schedule

DAY	DATE	SITE	TIME
Fri.	6/11	Anaheim	7:05 p.m.
Sat.	6/12	Anaheim	7:05 p.m.
Sun.	6/13	Anaheim	1:05 p.m.

(All Times PST)



Jimmy Williams

Houston Astros CLUB DIRECTORY

Houston Astros Baseball Club
Minute Maid Park
501 Crawford, Suite 400
Houston, TX 77002
(713) 259-8000
Seating Capacity: 40,950
2003 Record:
87-75 - 2nd in NL Central



Chairman & CEO	Drayton McLane, Jr.
President, Baseball Operations	Tal Smith
President, Business Operations	Pam Gardner
General Manager	Gerry Hunsicker
Assistant General Manager	Tim Purpura
Senior Vice President, Communications	Jay Lucas
Director of Media Relations	Jimmy Stanton
Director of Baseball Administration/Traveling Secretary	Barry Waters
Field Manager	Jimmy Williams
Named: Nov. 1, 2001, replacing Larry Dierker	
Home Clubhouse Manager	Dennis Liborio
Visiting Clubhouse Coordinator	Steve Perry

2004 Schedule

DAY	DATE	SITE	TIME
Fri.	6/18	Houston	5:05 p.m.
Sat.	6/19	Houston	4:05 p.m.
Sun.	6/20	Houston	11:05 a.m.

(All Times PST)

National League Central



Ned Yost

Milwaukee Brewers CLUB DIRECTORY

Milwaukee Brewers
Miller Park
One Brewers Way
Milwaukee, WI 53214
(414) 902-4400
Seating Capacity: 41,900
2003 Record:
68-94 - 6th in NL Central



President.....TBA
Executive Vice President and General Manager.....Doug Melvin
Assistant General Manager.....Gord Ash
Director of Media Relations.....Jon Greenberg
Field Manager.....Ned Yost
Named: Oct. 29, 2002, replacing Davey Lopes
Director of Clubhouse Operations and Equipment Manager.....Tony Migliaccio
Visiting Clubhouse Manager.....Phil Rosewicz

2004 Schedule

DAY	DATE	SITE	TIME
Tue.	6/8	Anaheim	7:05 p.m.
Wed.	6/9	Anaheim	7:05 p.m.
Thur.	6/10	Anaheim	7:05 p.m.

(All Times PST)



Lloyd McClendon

Pittsburgh Pirates CLUB DIRECTORY

Pittsburgh Pirates
PNC Park
115 Federal Street
Pittsburgh, PA 15212
(412) 313-5000
Seating Capacity: 37,898
2003 Record:
75-87 - 4th in NL Central



Chief Executive Officer & Managing General Partner.....Kevin McClatchy
Senior Vice President and General Manager.....Dave Littlefield
Assistant General Manager.....Roy Smith
Vice President, Communications.....Patty Paytas
Director of Media Relations.....Jim Trdinich
Traveling Secretary.....Greg Johnson
Field Manager.....Lloyd McClendon
Named: Oct. 20, 2000, replacing Gene Lamont
Equipment Manager.....Roger Wilson
Visiting Clubhouse Manager.....Kevin Conrad

2004 Schedule

DAY	DATE	SITE	TIME
Tue.	6/15	Pittsburgh	4:05 p.m.
Wed.	6/16	Pittsburgh	4:05 p.m.
Thur.	6/17	Pittsburgh	4:05 p.m.

(All Times PST)



Items of Interest

REGULATION GAME: A regulation game consists of nine innings unless extended because of a tie score or shortened because (1) the home team needs none of its half of the ninth or any part of it, or (2) because the umpire-in-chief calls the game after five completed innings. A regulation game may be less than five innings if the home team is ahead after the top of the fifth, or takes the lead or ties the score while at bat in the fifth.

TIE GAME: A regulation game that is called by the umpire-in-chief when both teams have the same number of runs in a tie game. Individual player performances are official and entered in the records, but the game does not count in the League standings and may be re-scheduled at a later date.

SUSPENDED GAME RULE:

Rule 4.12 SUSPENDED GAMES

- (a) A league shall adopt the following rules providing for completion at a future date of games terminated for any of the following reasons:
- (1) A curfew imposed by law;
 - (2) A time limit permissible under league rules;
 - (3) Light failure or malfunction of a mechanical field device under the control of the home club (Mechanical field device shall include automatic tarpaulin or water removal equipment);
 - (4) Darkness because of any law, the lights may not be turned on;
 - (5) Weather, if the game is called when an inning is in progress and before it is completed, and one of the following situations prevails:
 - (i) The visiting team has scored one or more runs to tie the score, and the home team has not scored.
 - (ii) The visiting team has scored one or more runs to take the lead, and the home team has not tied the score or retaken the lead.
- (b) Such games shall be known as suspended games. No game called because of curfew, weather, or time limit shall be a suspended game unless it has progressed far enough to have been a regulation game under the provisions of Rule 4.10. A game called under the provisions of 4.12 (a)(3) or (4) shall be a suspended game at any time after it starts.
- (c) By amending NOTE to read as follows:
- NOTE:** Weather and similar conditions—4.12(a) (1 through 5)—shall take precedence in determining whether a called game shall be a suspended game. A game can only be considered a suspended game if stopped for any of the five(5) reasons specified in Section (a). Any legal game called due to weather with the score tied (unless situation outlined in 4.12 (a) (5) (i) prevails) is a tie game and must be replayed in its entirety.
- (c) A suspended game shall be resumed and completed as follows:
- (1) Immediately preceding the next single game between the two clubs on the same grounds; or
 - (2) Immediately preceding the next scheduled double-header between the two clubs on the same grounds, if no single game remains on the schedule, or
 - (3) If suspended on the last scheduled date between the two clubs in the city, transferred and played on the ground of the opposing club, if possible;
 - (i) Immediately preceding the next scheduled single game, or
 - (ii) Immediately preceding the next scheduled double-header, if no single game remains on the schedule.
 - (4) If a suspended game has not been resumed and completed on the last date scheduled for the two clubs, it shall be a called game.

A suspended game shall be resumed at the exact point of suspension of the original game. The completion of a suspended game is a continuation of the original game. The lineup and batting order of both teams shall be exactly the same as the lineup and batting order at the moment of suspension, subject to the rules governing substitution. Any player may be replaced by a player who had not been in the game prior to the suspension. No player removed before the suspension may be returned to the lineup. A player who was not with the club when the game was suspended may be used as a substitute, even if he has taken the place of a player no longer with the club who would not have been eligible because he has been removed from the lineup before the game was suspended.

4.11(d)

A called game ends at the moment the umpire terminates play. EXCEPTION: If the game is called when an inning is in progress and before it is completed, the game becomes a SUSPENDED game in each of the following situations:

- (1) The visiting team has scored one or more runs to tie the score and the home team has not scored.
- (2) The visiting team has scored one or more runs to take the lead and the home team has not tied the score or retaken the lead.

DISABLED LISTS: REGULAR DISABLED LIST: The minimum period of inactivity is 15 calendar days. No limit on number of players that may be on at one time. EMERGENCY DISABLED LIST: Minimum period of inactivity—60 calendar days. No limit on number of players on list at one time but may only be used when club is at maximum limit of 40 players under control. Players on 60-day list do not count against 40-man. Players placed on this list after Aug. 1st shall remain there for the balance of the season. Day 1 is following player's last game appearance. REINSTATEMENT may be made beginning Day 16 or 61 respectively; after minimum period has expired player may be reinstated at any time (except in certain "Emergency" cases...see above). BEREAVEMENT LIST: The maximum period of inactivity is 10 calendar days. No limit on number of players that may be on at one time.

Items of Interest



DEFINITION OF NIGHT GAME: Any game scheduled to start after 5:00 p.m. (i.e. 5:01 p.m., or later), will be considered a night game. If a game is scheduled to start at 5:00 p.m., and is delayed by rain or for any other reasons, it will be considered a day game.

However, both games of a two-night doubleheader shall be considered night games. When afternoon and night games are played on the same date and separate admissions are charged, they will be counted as one day and one night game, and will not be included in the doubleheader statistics.

BATTING CHAMPIONSHIP QUALIFICATIONS: A batting champion must have 502 or more actual plate appearances. (the equivalent of 3.1 appearances for each of the 162 scheduled games). If, however, there is any player with fewer than the required number of plate appearances whose average would be the highest if he were charged with the required number of official at bats, then the player shall be awarded the batting championship.

EARNED-RUN AVERAGE CHAMPION QUALIFICATIONS: To win the earned-run average championship a pitcher must pitch at least as many innings as the number of games scheduled for each club in his league that season and have the lowest earned-run average.

FIELDING CHAMPIONSHIP QUALIFICATIONS: The individual fielding champions shall be the fielders with the highest fielding average at each position, provided: (1) A catcher must have participated as a catcher in at least one-half the number of games scheduled for each club in his league that season;

(2) An infielder or outfielder must have participated at his position in at least two-thirds of the number of games scheduled for each club in his league that season;

(3) A pitcher must have pitched at least as many innings as the number of games scheduled for each club in his league that season.

EXCEPTION: If another pitcher has a fielding average as high or higher, and has handled more total chances in a lesser number of innings, he shall be the fielding champion.

DETERMINING THE MAGIC NUMBERS: Determine the number of games yet to be played, add one, then subtract the number of games ahead in the loss column of standings from the closest opponent.

DETERMINING BATTING AVERAGE: Divide the number of at-bats into the number of hits.

DETERMINING EARNED RUN AVERAGE: Multiply the number of earned runs by nine; take the number and divide it by the number of innings pitched.

DETERMINING SLUGGING PERCENTAGE: Divide the total bases of all safe hits by the total times at bat (At bats do not include walks, sacrifices, hit by pitcher, or times awarded first base because of interference or obstruction).

DETERMINING ON BASE PERCENTAGE: Add the total of hits, walks and hit by pitches and divide by the total of at-bats, walks, hit by pitches and sacrifice flies.

DETERMINING FIELDING AVERAGE: Divide the total putouts and assists by the total of putouts, assists and errors.

DETERMINING PERCENTAGE OF GAMES WON & LOST: Divide the number of games won by the total games won and lost.

CONSECUTIVE STREAKS: A consecutive hitting streak shall not be terminated if the plate appearance results in a base on balls, hit batsman, defensive interference or a sacrifice bunt. A sacrifice fly shall terminate the streak.

CONSECUTIVE-GAME HITTING STREAKS: A consecutive-game hitting streak shall not be terminated if all the player's plate appearances (one or more) result in a base on balls, hit batsman, defensive interference or sacrifice bunt. The streak shall terminate if the player has a sacrifice fly and no hit.

CONSECUTIVE-GAME PLAYING STREAK: A consecutive-game playing streak shall be extended if the player plays one-half inning on defense, or if he completes a time at bat by reaching base or being put out. A pinch-running appearance only shall not extend the streak, if a player is ejected from a game by an umpire before he can comply with the requirements of this rule, his streak shall continue.

SUSPENDED GAMES: For the purpose of this rule, all performances in the completion of a suspended game shall be considered as occurring on the original date of the game.

"SAVE" RULE: A pitcher shall be credited with a save when he meets all three of the following conditions:

(1) He is the finishing pitcher in a game won by his club, and

(2) He is not the winning pitcher, and

(3) He qualifies under one of the following conditions:

(a) He enters the game with a lead of no more than three runs and pitches for at least one inning,

(b) He enters the game regardless of the count, with the potential tying run either on base, at bat, or on deck (that is, the potential tying run is either already on base or is one of the first two batsmen he faces), or

(c) He pitches effectively for at least three innings.



Items of Interest

DESIGNATED HITTER RULE: A hitter may be designated to bat for the pitcher in any spot in the batting order in any game without affecting the status of the pitcher. The designated hitter must be selected and be included on the lineup cards presented to the umpire-in-chief prior to the game. Failure to do so precludes the use of a designated hitter for that game.

The designated hitter is "locked" into the batting order but may be removed for a pinch-hitter or pinch-runner who in turn becomes the designated hitter while still in the game. The designated hitter may be used defensively and the pitcher then assumes the batting order of the replaced defensive player, thus terminating the designated hitter role.

The designated hitter is eligible for all American League batting titles.

The designated hitter named in the starting lineup must come to bat at least one time, unless the opposition changes pitchers.

SCORING RULE ON PINCH-HITTERS: A player shall be considered a pinch-hitter only if he enters the game as a substitute batter and then only on his first time at bat which must be before he becomes a fielder. If the team bats around and a pinch hitter comes up a second time in the inning in which he first appeared, he will not be considered a pinch hitter during that second time up.

A substitute hitter for a Designated Hitter is both a pinch hitter and a Designated Hitter on his first time at bat. On subsequent trips to the plate he is a Designated Hitter only.

EARNED RUNS RULE: The determination of earned-run is as follows:

An earned run is a run for which the pitcher is held accountable. In determining earned-runs, the inning should be reconstructed without the errors and passed balls; and the benefit of doubt should always be given to the pitcher in determining which bases would have been reached with errorless play.

Until 1969, the reliever could not be charged with an earned run if he entered the game after the side could have been retired but for an error, no matter how many runs he subsequently gave up in that inning. Now, runs scored by batters who reach base off the reliever are charged as earned on that pitcher's record. They are not, however, shared as earned against the team as a whole. Therefore, a discrepancy may occur between the total earned-runs charged against a team and the sum total of the earned-runs charged against in the individual pitchers of that team.

DOCTORED BAT: A batter is out for illegal action when he uses or attempts to use a bat that, in the umpire's judgement, has been altered or tampered with in such a way to improve the distance factor or cause an unusual reaction on the baseball. This includes bats that are filled, flat-surfaced, nailed, hollowed, grooved or covered with a substance such as paraffin, wax, etc. No advancement on the bases will be allowed and any out or outs made during a play shall stand. In addition to being called out, the player shall be ejected from the game and may be subject to additional penalties as determined by his League President (Rule 6.06d).

DETERMINING A "MAJOR LEAGUE YEAR": 172 days constitutes a full year in the major leagues.

MAJOR LEAGUE SERVICE: is credited for each day the player appears on an active roster or major league disabled list or suspended list.

In the case of a player called up from the minor leagues, is credited beginning with the date he physically reports.

In the case of a major league player who is traded and reports in the normal course, service is not interrupted.

In the case of a player sent down to the minor leagues, is credited through the date of the assignment.

In the case of a player who is unconditionally released, is credited through the date player was notified of his release.

In the case of a player designated for release or assignment or assignment (MLR 2), is credited after the designation, through the date of the actual assignment or the date player was notified of unconditional release.

For a player who appears on his club's opening day roster, is credited as of the earliest scheduled opener, without regard to the actual opening date of his own club.

Is credited at the rate of 172 days per "year," though the season is actually 183 days long.

Is not credited during any period or periods of optional assignment totaling 20 days or more during a single season.

ROOKIE QUALIFICATION: A player shall be considered a rookie unless, during a previous season or seasons, he has (a) exceeded 130 at-bats or 50 innings pitched in the major leagues; or (b) accumulated more than 45 days on the active roster of a major league club or clubs during the period of a 25-man limit (excluding time in military service or time on the disabled list).

Important Dates



- **April 4** - Official opening of the 2004 championship season. All Clubs are required to cut down rosters to 25 players before April 4.
- **May 1** - Earliest date former Clubs may re-sign free agent players who were either not offered arbitration, or who were offered arbitration on Dec. 7 and remained unsigned after Jan. 8.
- **June 7-9** - First-Year Player Draft.
- **July 13** - All-Star Game at Minute Maid Park--Houston, TX.
- **July 31** - Waivers secured on/after May 4, 2004 expire at 5:00 p.m. ET. Players may be traded between Major League clubs until 4:00 p.m. ET without Major League Waivers in effect (MLR 10(e)(1)). Major League Waivers in effect between 4:00 p.m. and 5:00 p.m. ET may only be used for optional assignments.
- **Aug. 31** - Post-season eligibility lists are established at midnight tonight (MLR 40). To be eligible, a player must be a bona fide member of a qualifying team on August 31st and must remain a bona fide member until the end of the season.
- **Sept. 1** - Active player limit increased from 25 to 40.
- **Oct. 3** - Official closing of the 2004 championship season.
- **Oct. 4** - Beginning today, players may be traded between Major League clubs without waivers in effect.
- **Oct. 8** - Last date to request waivers on draft-excluded players until 25 days prior to the opening of the following season.
- **Dec. 20** - Last date to tender contracts.

Statistical Services

ELIAS SPORTS BUREAU

500 Fifth Avenue
Ste. 2140
New York, NY 10110
(212) 869-1530
Seymour Siwoff, President

SPORTSTICKER - BOSTON

Boston Fish Pier, West Bldg. #1
Suite 302
Boston, MA 02210
(617) 951-1379
(800) 336-0383

Jim Morganthaler, General Manager

STATS, INC.

8131 Monticello Avenue
Skokie, IL 60076-3300
(847) 677-3322
Allan Lieb, President

Angel Stadium Pre-Game Schedules

7:05 GAME TIME

Visitor's Early BP	2:00 - 3:00
Angels Early BP	3:00 - 4:00
Angels Stretch	4:25 - 4:55
Angels BP	4:55 - 5:40
Visitors BP	5:40 - 6:20
Angels Infield	6:20 - 6:30
Visitors Infield	6:30 - 6:40
Grounds Crew	6:40 - 7:00

7:35 GAME TIME

Visitor's Early BP	2:30 - 3:30
Angels Early BP	3:30 - 4:30
Angels Stretch	4:55 - 5:25
Angels BP	5:25 - 6:10
Visitors BP	6:10 - 6:50
Angels Infield	6:50 - 7:00
Visitors Infield	7:00 - 7:10
Grounds Crew	7:10 - 7:30

5:05 GAME TIME

Visitor's Early BP	12:00 - 1:00
Angels Early BP	1:00 - 2:00
Angels Stretch	2:25 - 2:55
Angels BP	2:55 - 3:40
Visitors BP	3:40 - 4:20
Angels Infield	4:20 - 4:30
Visitors Infield	4:30 - 4:40
Grounds Crew	4:40 - 5:00

1:05 GAME TIME

Angels Stretch	10:25 - 10:55
Angels BP	10:55 - 11:40
Visitors BP	11:40 - 12:20
Angels Infield	12:20 - 12:30
Visitors Infield	12:30 - 12:40
Grounds Crew	12:40 - 1:00



World Series Champions

1903—Boston (A.L.)	1954—New York (N.L.)
1904—No Series Played	1955—Brooklyn (N.L.)
1905—New York (N.L.)	1956—New York (A.L.)
1906—Chicago (A.L.)	1957—Milwaukee (N.L.)
1907—Chicago (N.L.)	1958—New York (A.L.)
1908—Chicago (N.L.)	1959—Los Angeles (N.L.)
1909—Pittsburgh (N.L.)	1960—Pittsburgh (N.L.)
1910—Philadelphia (A.L.)	1961—New York (A.L.)
1911—Philadelphia (A.L.)	1962—New York (A.L.)
1912—Boston (A.L.)	1963—Los Angeles (N.L.)
1913—Philadelphia (A.L.)	1964—St. Louis (N.L.)
1914—Boston (N.L.)	1965—Los Angeles (N.L.)
1915—Boston (A.L.)	1966—Baltimore (A.L.)
1916—Boston (A.L.)	1967—St. Louis (N.L.)
1917—Chicago (A.L.)	1968—Detroit (A.L.)
1918—Boston (A.L.)	1969—New York (N.L.)
1919—Cincinnati (N.L.)	1970—Baltimore (A.L.)
1920—Cleveland (A.L.)	1971—Pittsburgh (N.L.)
1921—New York (N.L.)	1972—Oakland (A.L.)
1922—New York (N.L.)	1973—Oakland (A.L.)
1923—New York (A.L.)	1974—Oakland (A.L.)
1924—Washington (A.L.)	1975—Cincinnati (N.L.)
1925—Pittsburgh (N.L.)	1976—Cincinnati (N.L.)
1926—St. Louis (N.L.)	1977—New York (A.L.)
1927—New York (A.L.)	1978—New York (A.L.)
1928—New York (A.L.)	1979—Pittsburgh (N.L.)
1929—Philadelphia (A.L.)	1980—Philadelphia (N.L.)
1930—Philadelphia (A.L.)	1981—Los Angeles (N.L.)
1931—St. Louis (N.L.)	1982—St. Louis (N.L.)
1932—New York (A.L.)	1983—Baltimore (A.L.)
1933—New York (A.L.)	1984—Detroit (A.L.)
1934—St. Louis (N.L.)	1985—Kansas City (A.L.)
1935—Detroit (A.L.)	1986—New York (N.L.)
1936—New York (A.L.)	1987—Minnesota (A.L.)
1937—New York (A.L.)	1988—Los Angeles (N.L.)
1938—New York (A.L.)	1989—Oakland (A.L.)
1939—New York (A.L.)	1990—Cincinnati (N.L.)
1940—Cincinnati (N.L.)	1991—Minnesota (A.L.)
1941—New York (A.L.)	1992—Toronto (A.L.)
1942—St. Louis (N.L.)	1993—Toronto (A.L.)
1943—New York (A.L.)	1994—No Series Played
1944—St. Louis (N.L.)	1995—Atlanta (N.L.)
1945—Detroit (A.L.)	1996—New York (A.L.)
1946—St. Louis (N.L.)	1997—Florida (N.L.)
1947—New York (A.L.)	1998—New York (A.L.)
1948—Cleveland (A.L.)	1999—New York (A.L.)
1949—New York (A.L.)	2000—New York (A.L.)
1950—New York (A.L.)	2001—Arizona (N.L.)
1951—New York (A.L.)	2002—Anaheim (A.L.)
1952—New York (A.L.)	2003—Florida (N.L.)
1953—New York (A.L.)	

Most Valuable Player Award



American League

1931—Lefty Grove, Phi.
1932—Jimmie Foxx, Phi.
1933—Jimmie Foxx, Phi.
1934—Mickey Cochrane, Det.
1935—Hank Greenberg, Det.
1936—Lou Gehrig, N. Y.
1937—Charley Gehringer, Det.
1938—Jimmie Foxx, Bos.
1939—Joe DiMaggio, N.Y.
1940—Hank Greenberg, Det.
1941—Joe DiMaggio, N.Y.
1942—Joe Gordon, N.Y.
1943—Spud Chandler, N.Y.
1944—Hal Newhouser, Det.
1945—Hal Newhouser, Det.
1946—Ted Williams, Bos.
1947—Joe DiMaggio, N.Y.
1948—Lou Boudreau, Cle.
1949—Ted Williams, Bos.
1950—Phil Rizzuto, N.Y.
1951—Yogi Berra, N.Y.
1952—Bobby Shantz, Phi.
1953—Al Rosen, Cle.
1954—Yogi Berra, N.Y.
1955—Yogi Berra, N.Y.
1956—Mickey Mantle, N.Y.
1957—Mickey Mantle, N.Y.
1958—Jackie Jensen, Bos.
1959—Nellie Fox, Chi.
1960—Roger Maris, N.Y.
1961—Roger Maris, N.Y.
1962—Mickey Mantle, N.Y.
1963—Elston Howard, N.Y.
1964—Brooks Robinson, Bal.
1965—Zoilo Versalles, Min.
1966—Frank Robinson, Bal.
1967—Carl Yastrzemski, Bos.
1968—Denny McLain, Det.
1969—Harmon Killebrew, Min.
1970—Boog Powell, Bal.
1971—Vida Blue, Oak.
1972—Dick Allen, Chi.
1973—Reggie Jackson, Oak.
1974—Jeff Burroughs, Tex.
1975—Fred Lynn, Bos.
1976—Thurman Munson, N.Y.
1977—Rod Carew, Min.
1978—Jim Rice, Bos.
1979—Don Baylor, Cal.
1980—George Brett, K.C.
1981—Rollie Fingers, Mil.
1982—Robin Yount, Mil.
1983—Cal Ripken, Jr., Bal.
1984—Willie Hernandez, Det.
1985—Don Mattingly, N.Y.
1986—Roger Clemens, Bos.
1987—George Bell, Tor.
1988—Jose Canseco, Oak.
1989—Robin Yount, Mil.
1990—Rickey Henderson, Oak.
1991—Cal Ripken, Jr., Bal.
1992—Dennis Eckersley, Oak.
1993—Frank Thomas, Chi.
1994—Frank Thomas, Chi.
1995—Mo Vaughn, Bos.
1996—Juan Gonzalez, Tex.
1997—Ken Griffey Jr., Sea.
1998—Juan Gonzalez, Tex.
1999—Ivan Rodriguez, Tex.
2000—Jason Giambi, Oak.
2001—Ichiro Suzuki, Sea.
2002—Miguel Tejada, Oak.
2003—Alex Rodriguez, Tex.

National League

1931—Frank Frisch, StL.
1932—Chuck Klein, Phi.
1933—Carl Hubbell, N.Y.
1934—Dizzy Dean, StL.
1935—Gabby Hartnett, Chi.
1936—Carl Hubbell, N.Y.
1937—Joe Medwick, StL.
1938—Ernie Lombardi, Cin.
1939—Bucky Walters, Cin.
1940—Frank McCormick, Cin.
1941—Dolf Camilli, Bkn.
1942—Mort Cooper, StL.
1943—Stan Musial, StL.
1944—Marty Marion, StL.
1945—Phil Cavarretta, Chi.
1946—Stan Musial, StL.
1947—Bob Elliott, Bos.
1948—Stan Musial, StL.
1949—Jackie Robinson, Bkn.
1950—Jim Konstanty, Phi.
1951—Roy Campanella, Bkn.
1952—Hank Sauer, Bkn.
1953—Roy Campanella, Bkn.
1954—Willie Mays, N.Y.
1955—Roy Campanella, Bkn.
1956—Don Newcombe, Bkn.
1957—Hank Aaron, Mil.
1958—Ernie Banks, Chi.
1959—Ernie Banks, Chi.
1960—Dick Groat, Pit.
1961—Frank Robinson, Cin.
1962—Maury Wills, L.A.
1963—Sandy Koufax, L.A.
1964—Ken Boyer, StL.
1965—Willie Mays, S.F.
1966—Roberto Clemente, Pit.
1967—Orlando Cepeda, StL.
1968—Bob Gibson, StL.
1969—Willie McCovey, S.F.
1970—Johnny Bench, Cin.
1971—Joe Torre, Cin.
1972—Johnny Bench, Cin.
1973—Pete Rose, Cin.
1974—Steve Garvey, L.A.
1975—Joe Morgan, Cin.
1976—Joe Morgan, Cin.
1977—George Foster, Cin.
1978—Dave Parker, Pit.
1979—Keith Hernandez, StL.
Willie Stargell, Pit.
1980—Mike Schmidt, Phi.
1981—Mike Schmidt, Phi.
1982—Dale Murphy, Atl.
1983—Dale Murphy, Atl.
1984—Ryne Sandberg, Chi.
1985—Willie McGee, StL.
1986—Mike Schmidt, Phi.
1987—Andre Dawson, Chi.
1988—Kirk Gibson, L.A.
1989—Kevin Mitchell, S.F.
1990—Barry Bonds, Pit.
1991—Terry Pendleton, Atl.
1992—Barry Bonds, Pit.
1993—Barry Bonds, S.F.
1994—Jeff Bagwell, Hou.
1995—Barry Larkin, Cin.
1996—Ken Caminiti, S.D.
1997—Larry Walker, Col.
1998—Sammy Sosa, Chi.
1999—Chipper Jones, Atl.
2000—Jeff Kent, S.F.
2001—Barry Bonds, S.F.
2002—Barry Bonds, S.F.
2003—Barry Bonds, S.F.



Cy Young Memorial Award

American League

- 1958—Bob Turley, N.Y.★
- 1959—Early Wynn, Chi.★
- 1961—Whitey Ford, N.Y.★
- 1964—**Dean Chance, L.A.★**
- 1967—Jim Lonborg, Bos.
- 1968—Denny McLain, Det.
- 1969—Mike Cuellar, Bal.
Denny McLain, Det.
- 1970—Jim Perry, Min.
- 1971—Vida Blue, Oak.
- 1972—Gaylord Perry, Cle.
- 1973—Jim Palmer, Bal.
- 1974—Jim Hunter, Oak.
- 1975—Jim Palmer, Bal.
- 1976—Jim Palmer, Bal.
- 1977—Sparky Lyle, N.Y.
- 1978—Ron Guidry, N.Y.
- 1979—Mike Flanagan, Bal.
- 1980—Steve Stone, Bal.
- 1981—Rollie Fingers, Mil.
- 1982—Pete Vuckovich, Mil.
- 1983—LaMarr Hoyt, Chi.
- 1984—Willie Hernandez, Det.
- 1985—Bret Saberhagen, K.C.
- 1986—Roger Clemens, Bos.
- 1987—Roger Clemens, Bos.
- 1988—Frank Viola, Min.
- 1989—Bret Saberhagen, K.C.
- 1990—Bob Welch, Oak.
- 1991—Roger Clemens, Bos.
- 1992—Dennis Eckersley, Oak.
- 1993—Jack McDowell, Chi.
- 1994—David Cone, K.C.
- 1995—Randy Johnson, Sea.
- 1996—Pat Hentgen, Tor.
- 1997—Roger Clemens, Tor.
- 1998—Roger Clemens, Tor.
- 1999—Pedro Martinez, Bos.
- 2000—Pedro Martinez, Bos.
- 2001—Roger Clemens, N.Y.
- 2002—Barry Zito, Oak.
- 2003—Roy Halladay, Tor.
- ★ Combined Selection

National League

- 1956—Don Newcombe, Bkn.★
- 1957—Warren Spahn, Mil.★
- 1960—Vernon Law, Pit.★
- 1962—Don Drysdale, L.A.★
- 1963—Sandy Koufax, L.A.★
- 1965—Sandy Koufax, L.A.★
- 1966—Sandy Koufax, L.A.★
- 1967—Mike McCormick, S.F.
- 1968—Bob Gibson, StL.
- 1969—Tom Seaver, N.Y.
- 1970—Bob Gibson, StL.
- 1971—Fergie Jenkins, Chi.
- 1972—Steve Carlton, Phi.
- 1973—Tom Seaver, N.Y.
- 1974—Mike Marshall, L.A.
- 1975—Tom Seaver, N.Y.
- 1976—Randy Jones, S.D.
- 1977—Steve Carlton, Phi.
- 1978—Gaylord Perry, S.D.
- 1979—Bruce Sutter, Chi.
- 1980—Steve Carlton, Phi.
- 1981—Fernando Valenzuela, L.A.
- 1982—Steve Carlton, Phi.
- 1983—John Denny, Phi.
- 1984—Rick Sutcliffe, Chi.
- 1985—Dwight Gooden, N.Y.
- 1986—Mike Scott, Hou.
- 1987—Steve Bedrosian, Phi.
- 1988—Orel Hershiser, L.A.
- 1989—Mark Davis, S.D.
- 1990—Doug Drabek, Pit.
- 1991—Tom Glavine, Atl.
- 1992—Greg Maddux, Chi.
- 1993—Greg Maddux, Atl.
- 1994—Greg Maddux, Atl.
- 1995—Greg Maddux, Atl.
- 1996—John Smoltz, Atl.
- 1997—Pedro Martinez, Mon.
- 1998—Tom Glavine, Atl.
- 1999—Randy Johnson, Ari.
- 2000—Randy Johnson, Ari.
- 2001—Randy Johnson, Ari.
- 2002—Randy Johnson, Ari.
- 2003—Eric Gagne, L.A.

Roberto Clemente Award Presented by John Hancock

Since 1971, Major League Baseball has annually presented an award that recognizes a player who best exemplifies the game of baseball through sportsmanship, community involvement and positive contributions to his team.

In 1973, following the tragic death of Roberto Clemente, the award was named to honor the man whose spirit and goodwill will always be remembered. The 12-time All-Star and Hall of Famer was killed in a plane crash in 1972 delivering food and medical supplies to earthquake victims of Nicaragua. The award, sponsored by John Hancock Financial Services, recognizes those individuals who truly understand the value of helping others.

A panel of baseball dignitaries, including Vera Clemente and Commissioner Allan H. (Bud) Selig, annually selects the winner from a list of 30 candidates, one from each Major League Baseball Club. These local winners are announced in September during Roberto Clemente Day. The winner of the national Roberto Clemente Award is announced during a pre game ceremony at the World Series. Past winners include Jamie Moyer; Jim Thome; Curt Schilling; Al Leiter; Tony Gwynn; Willie Mays; Ozzie Smith, and Cal Ripken, Jr.

John Hancock Financial Services, a company that has long recognized its obligation to the community, is a proud sponsor of Major League Baseball and the Roberto Clemente Award.

Rookie of the Year Award



American League

1949—Roy Sievers, STL.
1950—Walt Dropo, Bos.
1951—Gil McDougald, N.Y.
1952—Harry Byrd, Phi.
1953—Harvey Kuenn, Det.
1954—Bob Grim, N.Y.
1955—Herb Score, Cle.
1956—Luis Aparicio, Chi.
1957—Tony Kubek, N.Y.
1958—Albie Pearson, Wsh.
1959—Bob Allison, Wsh.
1960—Ron Hansen, Bal.
1961—Don Schwall, Bos.
1962—Tom Tresh, N.Y.
1963—Gary Peters, Chi.
1964—Tony Oliva, Min.
1965—Curt Blefary, Bal.
1966—Tommie Agee, Chi.
1967—Rod Carew, Min.
1968—Stan Bahnsen, N.Y.
1969—Lou Piniella, N.Y.
1970—Thurman Munson, N.Y.
1971—Chris Chambliss, Cle.
1972—Carlton Fisk, Bos.
1973—Al Bumbry, Bal.
1974—Mike Hargrove, Tex.
1975—Fred Lynn, Bos.
1976—Mark Fidrych, Det.
1977—Eddie Murray, Bal.
1978—Lou Whitaker, Det.
1979—John Castino, Min.
Alfredo Griffin, Tor.
1980—Joe Charboneau, Cle.
1981—Dave Righetti, N.Y.
1982—Cal Ripken, Jr., Bal.
1983—Ron Kittle, Chi.
1984—Alvin Davis, Sea.
1985—Ozzie Guillen, Chi.
1986—Jose Canseco, Oak.
1987—Mark McGwire, Oak.
1988—Walt Weiss, Oak.
1989—Gregg Olson, Bal.
1990—Sandy Alomar, Jr., Cle.
1991—Chuck Knoblauch, Min.
1992—Pat Listach, Mil.
1993—Tim Salmon, Cal.
1994—Bob Hamelin, K.C.
1995—Marty Cordova, Min.
1996—Derek Jeter, N.Y.
1997—Nomar Garciaparra, Bos.
1998—Ben Grieve, Oak.
1999—Carlos Beltran, K.C.
2000—Kazuhiro Sasaki, Sea.
2001—Ichiro Suzuki, Sea.
2002—Eric Hinske, Tor.
2003—Angel Berroa, K.C.

National League

1947—Jackie Robinson, Bkn.★
1948—Alvin Dark, Bos.★
1949—Don Newcombe, Bkn.
1950—Sam Jethroe, Bos.
1951—Willie Mays, N.Y.
1952—Joe Black, Bkn.
1953—Jim Gilliam, Bkn.
1954—Wally Moon, STL.
1955—Bill Virdon, STL.
1956—Frank Robinson, Cin.
1957—Jack Sanford, Phi.
1958—Orlando Cepeda, S.F.
1959—Willie McCovey, S.F.
1960—Frank Howard, L.A.
1961—Billy Williams, Chi.
1962—Ken Hubbs, Chi.
1963—Pete Rose, Cin.
1964—Dick Allen, Phi.
1965—Jim Lefebvre, L.A.
1966—Tommy Helms, Cin.
1967—Tom Seaver, N.Y.
1968—Johnny Bench, Cin.
1969—Ted Sizemore, L.A.
1970—Carl Morton, Mon.
1971—Earl Williams, Atl.
1972—Jon Matlack, N.Y.
1973—Gary Matthews, S.F.
1974—Bake McBride, STL.
1975—John Montefusco, S.F.
1976—Butch Metzger, S.D.
Pat Zachry, Cin.
1977—Andre Dawson, Mon.
1978—Bob Horner, Atl.
1979—Rick Sutcliffe, L.A.
1980—Steve Howe, L.A.
1981—Fernando Valenzuela, L.A.
1982—Steve Sax, L.A.
1983—Darryl Strawberry, N.Y.
1984—Dwight Gooden, N.Y.
1985—Vince Coleman, STL.
1986—Todd Worrel, STL.
1987—Benito Santiago, S.D.
1988—Chris Sabo, Cin.
1989—Jerome Walton, Chi.
1990—Dave Justice, Atl.
1991—Jeff Bagwell, Hou.
1992—Eric Karros, L.A.
1993—Mike Piazza, L.A.
1994—Raul Mondesi, L.A.
1995—Hideo Nomo, L.A.
1996—Todd Hollandsworth, L.A.
1997—Scott Rolen, Phi.
1998—Kerry Wood, Chi.
1999—Scott Williamson, Cin
2000—Rafael Furcal, Atl.
2001—Albert Pujols, STL.
2002—Jason Jennings, Col.
2003—Dontrelle Willis, Fla.

★Combined Selection



Tempe Diablo Stadium



On April 1, 1992, the Angels defeated San Diego, 3-1 at Angels Stadium in the final exhibition game of spring training. The contest was historic in that it marked the final spring training game for the Angels in Palm Springs, CA, their Cactus League home for 32 years.

On July 25, 1991, the Angels signed a 25-year lease (including two five-year options) with the city of Tempe, Arizona, making Tempe Diablo Stadium their home spring training facility until the year 2017. The complex had been the spring home of the Seattle Mariners since its 1977 expansion and previously housed the Seattle Pilots and Milwaukee Brewers (1969-71).

Owned and operated by the City of Tempe Parks and Recreation Department, Tempe Diablo Stadium has been completely rebuilt and renovated with the combined efforts of HOK Sports Facilities Group and the Angels. Groundbreaking for the "new-look" stadium took place, April 22, 1992 and cost an estimated \$5.8 million to complete.

Two-thirds of the funding was provided by Maricopa County and one-third by the City of Tempe. All revenues from food and beverage concessions, parking, souvenirs and in-stadium advertising are shared equally by the City of Tempe and the Angels, while the City receives 20% of revenues from ticket sales.

In addition to the stadium, the complex includes two-and-a-half practice fields. Dimensions of the stadium are 340' down the left field line; 360' down the right field line; 400' to the left and right-center power alleys and 420' to center with an outfield fence height of eight feet. The playing surface is Bermuda natural grass.

Facts & Figures

Address: 2200 W. Alameda, Tempe, AZ 85282

Owners: City of Tempe Parks and Recreation Department

Tenant: Anaheim Angels

Architect: HOK Sports Facilities Group

Builder: The Weitz Company

Cost: 5.8 million (estimated)

Groundbreaking Date: April 22, 1992

Stadium Area: 75 acres (estimate)

Parking Facilities: East and West parking lots with 1,300 paved parking spaces; two disabled accessible entry ramps; field and service access.

Seating Capacity: 9,785

7,050:	In-stadium seats
235:	Disabled & companion seats
2,000:	Lawn seats (estimate)
500:	Temporary

Tempe Diablo Stadium



In-stadium capacity at Tempe Diablo Stadium is 7,285, with 9,785 tickets available for each game (including seating for the disabled, lawn seats and temporary bleachers).

Parking for the stadium includes two parking lots (east and west) with 1,300 paved parking spaces, including two disabled entry ways as well as field and service access.

Dedication ceremonies for Tempe Diablo Stadium took place Feb. 27, 1993, with the Angels' first home game, March 7, 1993 against Oakland.

While the Angels will utilize their facility in Tempe, the club's minor league program will continue to operate from Gene Autry Park in Mesa, AZ. Dedicated March 1, 1984, the three-diamond complex serves as the spring home of the club's minor league affiliates and the Angels' Arizona Instructional League entry.

Since the inception of the organization in 1961, California had played its spring training contests at Angels Stadium in Palm Springs. The facility was formerly called the Polo Grounds until switching its name in 1964.

On December 19, 1965, the Angels signed an agreement to hold spring training in Holtville, CA, located approximately 10 miles east of El Centro. The club annually spent 10 days to two weeks at the four-diamond complex from 1966 through 1979, before returning on a full-time basis to Palm Springs in 1980.

In 1982 and 1983, California divided spring headquarters between Casa Grande, AZ and Palm Springs.

Fan Accomodations

(All with disabled access)

3 Women's Restrooms	1 Novelty Stand
3 Men's Restrooms	1 Security Office
1 Family Restroom	1 First Aid Station
5 Concession Stands	2 Ticket Locations
1 Vendor's Commissary/Storage	2 Picnic Areas
1 Walk-In Novelty Store	

Press Facilities

Seating for 30 Media Members	1 Organ Booth
2 Television Booths	1 Serving Kitchen
2 Radio Booths	1 Scoreboard Operator
1 Public Address Announcer	

Angels Spring Training Sites

1961-65	Palm Springs, CA
1966-79	Holtville, CA/ Palm Springs, CA
1980-81	Palm Springs, CA
1982-83	Casa Grande, AZ/Palm Springs, CA
1984-92	Mesa, AZ/Palm Springs, CA
1993-Present	Tempe, AZ



Angels 2004 Spring Training

Major League Camp

Tempe Diablo Stadium
2200 West Alameda Drive
Tempe, AZ 85282
(480) 350-5205/(602) 438-4300

Sheraton Phoenix Airport
1600 South 52nd Street
Tempe, AZ 85281
(480) 967-6600

Tempe Diablo Stadium Staff

Tom Canasi	Community Services Dept. Manager
Mark Richwine	Parks & Recreation Director
Travis Dray	Community Events Supervisor
Wil Gorman	Tempe Diablo Stadium Manager
Jerry Santee	Field Crew Supervisor

Tempe Diablo Stadium Press Box Telephone Number

(602) 438-4335

Telephones for the working media should be ordered through QWest at (800) 608-7512. The contact is Eric Youngberg.
For connection of telephone line, please call Steve Lengua of the City of Tempe Telecommunications Dept. at (480) 350-2976.

Gene Autry Park
4125 East McKellips
Mesa, AZ 85215
(480) 830-4137

Lake View Apartments
1849 South Power Road
Mesa, AZ 85206

Minor League Camp Gene Autry Park Staff

Eric Blum	Mesa Operations
Sergio Lopez	Head Groundskeeper
Aaron Wiedeman	Groundskeeper
Raul Luna	Groundskeeper
Aaron Feider	Groundskeeper

Gene Autry Park "The Gap"

Located in Mesa, AZ, Gene Autry Park serves as the spring training site for the Angels' minor leagues and is also the home of the Mesa Angels, who compete in the rookie-level Arizona League. Known as The Gap, Gene Autry Park is a spacious complex that features three-and-a-half playing fields, training facilities, a weight room, four large covered batting cages and roofed bullpens (which make the facility ideal for inclement weather). Officially dedicated March 1, 1984, the Gap was initially used as a training base by the California Angels, who held spring training in Palm Springs, CA, but spent several weeks in Arizona for road games. When the Angels moved to Tempe Diablo Stadium in 1993, Gene Autry Park became the exclusive home for the Angels' minor leagues and serves as a starting point for the organization's young players, both domestic and international.

Angels 2004 Spring Training



DAY	DATE	OPPONENT	LOCATION	TIME
Friday	March 5	San Diego Padres	Tempe	1:05 PM
Saturday	March 6	at Oakland Athletics	Phoenix	1:05 PM
Sunday	March 7	Oakland Athletics (ss) at San Diego Padres (ss)	Tempe	1:05 PM
Monday	March 8	at Seattle Mariners	Peoria	7:05 PM
Tuesday	March 9	at Arizona Diamondbacks	Peoria	1:05 PM
Wednesday	March 10	Seattle Mariners	Tucson	1:05 PM
Thursday	March 11	Arizona Diamondbacks	Tempe	1:05 PM
Friday	March 12	Kansas City Royals (ss) at Chicago White Sox (ss)	Tempe	1:05 PM
Saturday	March 13	Texas Rangers	Tucson	1:05 PM
Sunday	March 14	San Diego Padres (ss) at Milwaukee Brewers (ss)	Tempe	1:05 PM
Monday	March 15	at San Diego Padres	Maryvale	1:05 PM
Tuesday	March 16	Chicago White Sox	Peoria	1:05 PM
Wednesday	March 17	Colorado Rockies	Tempe	1:05 PM
Thursday	March 18	at Chicago Cubs	Mesa	1:05 PM
Friday	March 19	at Oakland Athletics	Phoenix	1:05 PM
Saturday	March 20	at San Francisco Giants	Scottsdale	1:05 PM
Sunday	March 21	Kansas City Royals	Tempe	1:05 PM
Monday	March 22	OFF DAY		
Tuesday	March 23	Milwaukee Brewers	Tempe	1:05 PM
Wednesday	March 24	Chicago Cubs	Tempe	1:05 PM
Thursday	March 25	at Kansas City Royals	Surprise	7:05 PM
Friday	March 26	San Diego Padres	Tempe	1:05 PM
Saturday	March 27	San Francisco Giants	Tempe	1:05 PM
Sunday	March 28	at San Francisco Giants	Scottsdale	1:05 PM
Monday	March 29	Chicago Cubs	Tempe	1:05 PM
Tuesday	March 30	at Texas Rangers	Surprise	1:05 PM
Wednesday	March 31	at Colorado Rockies	Tucson	1:05 PM
Thursday	April 1	Milwaukee Brewers	Tempe	12:05 PM
Friday	April 2	at Los Angeles Dodgers	Dodger Stadium	7:10 PM (PST)
Saturday	April 3	Los Angeles Dodgers	Angel Stadium	7:05 PM (PST)
Sunday	April 4	Los Angeles Dodgers	Angel Stadium	1:05 PM (PST)

All Times are Mountain Standard Time (except where noted)

Pacific Standard Time (PST)

(ss) = Split Squad

Bold Indicates Home Game

Game Times Subject to Change

Fred Haney Memorial Award

Awarded by the organization to the outstanding Angels rookie(s) during spring training.

1980 — Alfredo Martinez

1981 — Mike Witt

1982 — Angel Moreno

1983 — Mike Brown

1984 — Ron Romanick

1985 — Pat Clements, Jack Howell

& Wally Joyner

1986 — Wally Joyner

1987 — Devon White

1988 — Frank DiMichele

1989 — Dante Bichette

1990 — John Orton

1991 — Bobby Rose

1992 — Chad Curtis

1993 — Darryl Scott

1994 — Jim Edmonds

1995 — No recipient due to strike

1996 — George Arias

1997 — Jason Dickson

1998 — Troy Glaus

1999 — Mike Fyhrie & Keith Luuloua

2000 — Bengie Molina

2001 — David Eckstein

2002 — Gary Johnson

2003 — Dusty Bergman



2003 Spring Training Stats

NAME	BA	SLG	OBP	G	AB	R	H	TB	2B	3B	HR	RBI	SH	SF	HBP	BB	IBB	SO	SB	CS	GDP	PINCH HIT				
																						E	AB	H	HR	RBI
Amezaga	.222	.259	.382	21	27	3	6	7	1	0	0	0	1	0	2	5	0	3	2	0	0	1				
Anderson	.283	.550	.290	21	60	8	17	33	4	0	4	17	0	1	0	1	0	10	1	0	0	1				
Brown	.000	.000	.000	2	2	1	0	0	0	0	0	0	0	0	0	0	0	1	0	0	0	0				
Budde	.000	.000	.000	5	1	0	0	0	0	0	0	0	0	0	0	0	0	0	0	0	0	0				
DaVanon	.255	.596	.362	23	47	9	12	28	3	2	3	8	0	2	0	9	0	12	4	1	0	3	6	2	0	1
Durrington	.400	.500	.538	13	10	3	4	5	1	0	0	2	0	0	0	3	0	0	1	0	1	0	1	0	0	0
Eckstein	.325	.425	.438	16	40	6	13	17	2	1	0	1	2	0	2	6	0	2	2	1	0	3				
Erstad	.395	.605	.469	16	43	8	17	26	4	1	1	7	0	0	0	6	0	9	1	1	2	0				
Figgins	.291	.327	.344	24	55	10	16	18	2	0	0	4	0	1	0	5	0	9	8	3	0	4	2	1	0	0
Fullmer	.370	.739	.434	17	46	10	17	34	5	3	2	6	0	1	2	4	0	4	2	1	3	0				
Gil	.364	.618	.386	23	55	8	20	34	9	1	1	6	0	0	0	2	0	12	1	1	2	2	3	1	0	0
Glaus	.217	.304	.245	16	46	5	10	14	4	0	0	5	0	1	0	2	0	18	0	0	2	0				
Gorneault	.000	.000	.000	2	1	0	0	0	0	0	0	0	0	0	0	0	0	1	0	0	0	0	1	0	0	0
Gregorio	.000	.000	.000	7	5	0	0	0	0	0	0	0	0	0	0	0	0	0	0	0	0	0	1	0	0	0
Guiel	.333	.667	.429	18	12	2	4	8	1	0	1	4	0	0	0	2	0	4	0	1	0	1	2	0	0	0
Haynes	.125	.125	.125	12	8	3	1	1	0	0	0	0	0	0	0	0	0	1	1	0	0	0				
Hensley	.000	.000	.000	5	1	0	0	0	0	0	0	0	0	0	0	0	0	1	0	0	0	0				
Hill	---	---	---	1	0	0	0	0	0	0	0	0	0	0	0	0	0	0	0	0	0	0				
James	.333	.667	.500	8	3	1	1	2	1	0	0	1	0	0	1	0	0	1	0	0	0	1	1	1	0	1
G. Johnson	.250	.406	.294	17	32	7	8	13	1	2	0	5	0	0	0	2	0	3	0	0	0	4	1	0	0	0
K. Johnson	.133	.267	.133	16	15	0	2	4	2	0	0	2	0	0	0	0	0	1	0	0	0	0				
Kennedy	.173	.269	.237	21	52	6	9	14	2	0	1	5	0	2	2	3	0	15	0	3	2	3	1	0	0	0
Kotchman	.200	.200	.200	7	10	1	2	2	0	0	0	1	0	0	0	0	0	2	0	0	0	0				
Mathis	.000	.000	.000	4	4	1	0	0	0	0	0	0	0	0	0	0	0	3	0	0	0	1	1	0	0	0
Milo	---	---	---	3	0	0	0	0	0	0	0	0	0	0	0	0	0	0	0	0	0	0				
B. Molina	.333	.422	.362	17	45	1	15	19	4	0	0	5	0	0	1	1	0	2	0	0	0	0				
J. Molina	.214	.357	.267	17	28	3	6	10	1	0	1	2	0	0	2	0	0	5	0	0	1	1				
Murphy	.125	.125	.125	6	8	1	1	1	0	0	0	1	0	0	0	0	0	4	0	0	0	2				
Nieves	.200	.333	.226	17	30	6	10	1	0	1	5	0	0	0	1	0	4	0	0	0	0	1	0	0	0	0
O'Keefe	.250	.250	.400	4	4	0	1	1	0	0	0	0	0	0	0	1	0	2	1	0	0	0	1	0	0	0
Owens	.298	.351	.328	25	57	4	17	20	3	0	0	5	0	1	0	3	0	3	7	2	3	0	5	2	0	0
Quinlan	.161	.355	.188	14	31	3	5	11	0	0	2	7	0	0	0	1	0	6	0	0	0	3	1	1	1	1
Ramirez	.133	.300	.188	22	30	4	4	9	0	1	1	2	0	0	0	2	0	4	2	0	0	2	1	0	0	0
Riggs	.409	.773	.440	16	22	2	9	17	3	1	1	8	0	1	0	2	0	2	0	0	0	1	6	4	0	2
Salazar	.250	.250	.357	13	12	3	3	3	0	0	0	0	1	0	0	2	0	1	0	0	1	0	2	1	0	0
Salmon	.255	.431	.321	16	51	5	13	22	3	0	2	8	0	0	0	5	0	9	0	0	0	1				
Spiezo	.263	.368	.328	22	57	4	15	21	4	1	0	6	0	1	2	4	0	7	0	0	0	0				
Urquhart	.000	.000	.500	3	1	0	0	0	0	0	0	0	0	0	0	1	0	1	0	0	0	0				
Wesson	.158	.111	.158	11	19	2	3	4	1	0	0	0	0	0	0	0	0	6	0	0	0	0	4	1	0	0
Wooten	.219	.234	.292	27	64	3	14	15	1	0	0	4	0	1	0	7	0	10	1	1	2	3	0	0	0	0
TEAM	.260	.405	.317	31	1048	135	272	424	63	13	21	127	5	12	14	80	0	183	34	16	20	34	49	15	1	5
OPPONENTS	.278	.428	.341	31	1067	170	297	457	61	3	31	157	6	13	13	96	1	216	24	11	21	24	39	9	1	8

NAME	W	L	ERA	G	GS	CG	GF	SHO	SV	INN	H	BFP	AB	R	ER	HR	SH	SF	HBP	BB	IBB	SO	WP	BK	BA	
																										Appler
Bergman	0	0	2.08	11	0	0	0	4	0	1	8.2	5	36	31	4	2	0	0	1	0	4	1	7	2	0	.161
Boothcheck	0	2	5.19	5	4	0	0	0	0	17.1	19	75	70	11	10	0	0	0	5	0	8	0	8	0	0	.271
Callaway	1	1	3.54	5	4	0	0	0	0	20.1	17	78	74	8	8	3	1	0	0	3	0	18	2	0	.230	
Cummings	0	1	---	1	0	0	0	0	0	0.0	3	4	3	4	4	1	0	0	0	1	0	0	0	0	0	1.000
Cyr - MLB	0	0	3.00	3	0	0	0	0	0	3.0	2	12	11	1	1	0	0	0	0	0	0	1	0	0	0	.182
Cyr - LG	0	0	0.00	2	0	0	0	0	0	2.0	0	6	6	0	0	0	0	0	0	0	0	0	0	0	0	.000
Donnelly	0	0	1.00	8	0	0	4	0	2	9.0	4	33	31	1	1	0	0	0	0	2	0	10	1	0	.129	
Emanuel	0	0	7.11	4	0	0	1	0	0	6.1	11	31	29	5	5	1	0	0	0	2	0	7	1	0	.379	
Fischer	0	0	3.60	3	0	0	2	0	0	5.0	5	21	20	2	2	1	0	0	0	1	0	5	0	0	.250	
Green	0	2	9.00	2	0	0	1	0	0	2.0	4	10	10	2	2	1	0	0	0	0	0	3	0	0	.400	
Gregg	1	0	1.29	4	0	0	2	0	0	7.0	5	27	24	1	1	0	0	1	0	2	0	5	0	0	.208	
Hensley	1	1	5.91	5	0	0	0	0	-0	10.2	15	45	45	7	7	2	0	0	0	0	0	12	1	0	.333	
Jens	0	0	22.50	2	0	0	0	0	0	2.0	3	13	9	5	5	1	0	0	0	4	0	3	2	0	.333	
Jones	0	0	9.00	1	0	0	0	0	0	1.0	1	4	4	1	1	1	0	0	0	0	0	1	0	0	.250	
Lackey	1	1	5.40	5	4	0	0	0	0	15.0	18	67	61	9	9	3	0	2	0	4	0	13	1	0	.295	
Lukasiewicz	0	2	8.10	8	0	0	2	0	0	10.0	12	43	40	9	9	2	0	1	2	0	0	4	0	0	.300	
Miadich	1	0	3.86	7	0	0	0	0	0	7.0	7	38	27	6	3	1	0	2	0	9	0	6	0	0	.259	
Milo	0	2	23.14	3	0	0	2	0	0	2.1	7	17	13	6	6	0	1	0	0	3	0	3	1	0	.538	
Nickle	0	1	1.98	11	0	0	3	0	2	13.2	11	61	54	6	3	0	1	0	1	5	0	5	1	1	.204	
Ortiz	1	2	2.59	6	6	0	0	0	0	24.1	30	106	96	9	7	1	1	0	1	8	0	20	1	0	.313	
Percival	0	0	5.63	8	0	0	3	0	0	8.0	8	35	32	6	5	1	0	0	0	3	0	10	0	0	.250	
F. Rodriguez	0	1	1.93	10	0	0	0	0	0	14.0	7	52	46	3	3	1	0	1	0	5	0	20	2	0	.152	
R. Rodriguez	1	0	3.27	11	0	0	1	0	0	11.0	12	49	47	6	4	1	0	0	0	2	0	7	0	0	.255	
Schoeneweis	1	0	11.32	6	2	0	0	0	0	10.1	20	57	50	14	13	1	1	0	1	5	0	9	1	0	.400	
Secoda	0	1	9.																							

Spring Training Record



(Versus Major League Competition Only)

Year	Won	Lost	Pct.	Home Attendance
1961	7	10	.412	20,850
1962	16	13	.552	22,546
1963	18	10	.643	25,808
1964	14	13	.519	27,343
1965	9	14	.391	26,880
1966	15	13	.536	27,307
1967	11	14	.440	25,725
1968	13	12	.520	28,462
1969	13	14	.481	23,289
1970	10	16	.385	22,378
1971	9	15	.375	28,290
1972	7	13	.350	23,956
1973	9	13	.409	23,656
1974	11	10	.524	24,388
1975	15	9	.625	28,187
1976	8	3	.727	10,456
1977	14	13	.519	29,485
1978	15	11	.577	32,946
1979	14	11	.560	34,660
1980	6	22	.214	35,875
1981	16	9	.640	41,140
1982	12	12	.500	45,099
1983	15 ^a	9	.625	50,421
1984	13 ^a	12	.520	43,463
1985	15	11	.577	48,102
1986	15	14	.517	53,158
1987	15	15	.500	57,527
1988	15	14	.517	58,847
1989	14	15	.483	56,034
1990	6	10	.375	14,324
1991	13	15	.464	57,399
1992	16	13	.552	55,983
1993	14	16	.467	94,103
1994	10	19	.345	90,800
1995*	13 ^a	12	.520	27,687
1995#	7 ^a	4	.636	9,782
1996	21 ^a	10	.677	68,270
1997	9	21	.300	50,544
1998	16 ^a	15	.516	59,810
1999	13	15	.464	62,610
2000	14	16	.467	59,291
2001	15	19	.441	84,882
2002	17	15	.531	82,658
2003	9 ^a	20	.323	96,114

ANGELS IN ANAHEIM

1966	—	Giants 9, Angels 5	40,432
		Angels 6, Giants 5	22,841
1968	—	Mets 4, Angels 2	5,057
		Angels 4, Giants 1	8,538
1969	—	Dodgers 4, Angels 2	10,197
		A's 8, Angels 6	1,741
1970	—	Dodgers 4, Angels 2	18,600
		Dodgers 10, Angels 4	15,620
1971	—	Angels 4, Dodgers 3	21,857
1973	—	Angels 5, Dodgers 4	16,308
		Dodgers 5, Angels 1	19,137
1974	—	Angels 7, Dodgers 5	24,634
1975	—	Dodgers 9, Angels 2	25,589
		Dodgers 2, Angels 0	18,265
1976	—	Angels 3, Dodgers 3 (rain)	22,639
1977	—	Dodgers 5, Angels 0	29,678
		Dodgers 10, Angels 3	36,732
1978	—	Angels 10, Dodgers 1	40,591
1979	—	Angels 7, Dodgers 4	41,674
1981	—	Dodgers 4, Angels 1	48,331
		Angels 6, Dodgers 5	58,353
1982	—	Dodgers 5, Angels 4	61,026
1983	—	Angels 7, Dodgers 4	57,408
		Dodgers 4, Angels 2	62,877
1984	—	Dodgers 7, Angels 0	62,921
1985	—	Dodgers 1, Angels 0	*62,968
		Dodgers 9, Angels 7	37,888
1986	—	Angels 10, Dodgers 8	61,538
1987	—	Angels 1, Dodgers 0	42,273
		Angels 2, Dodgers 1	61,272
1988	—	Angels 6, Dodgers 1	41,511
1989	—	Dodgers 3, Angels 1	45,795
		Angels 8, Dodgers 7	58,874
1990	—	Dodgers 5, Angels 4	47,555
1991	—	Dodgers 3, Angels 1	59,090
		Angels 6, Dodgers 4	43,011
1992	—	Angels 1, Dodgers 0	55,983
1993	—	Angels 5, Dodgers 3	46,768
		Padres 6, Angels 4	15,534
1994	—	Angels 5, Dodgers 2	47,735
		Angels 5, Dodgers 4	21,221
1995	—	Angels 4, Dodgers 1*	22,452
		Angels 7, Padres 7#	1,770
		Angels 12, Padres 4#	1,294
1996	—	Dodgers 6, Angels 2	42,038
1997	—	Angels 5, Dodgers 1	31,897
		Angels 2, Dodgers 0	18,647
1998	—	Dodgers 8, Angels 1	39,541
1999	—	Dodgers 8, Angels 1	28,405
2000	—	Angels 6, Padres 4	16,281
2001	—	Angels 6, Diamondbacks 5	14,872
2002	—	Angels 4, Rockies 2	12,765
		Angels 8, Rockies 3	12,201
2003	—	Dodgers 5, Angels 3	30,501
		Dodgers 6, Angels 5	37,082

* 1995 Spring Training I
1995 Spring Training II
★ Freeway Series Single Game Record

^ Tie Games:

Angels/Brewers played 5-inning, 2-2 tie, March 18, 1983.
Angels/Indians played 11-inning, 5-5 tie, March 24, 1984.
Angels/Padres played 12-inning, 3-3 tie, March 3, 1995.
Angels/Padres played 10-inning, 7-7 tie, April 24, 1995.
Angels/A's played 11-inning, 4-4 tie, March 3, 1996.
Angels/Padres played nine-inning, 2-2 tie, March 14, 1998.
Angels/White Sox played nine-inning, 10-10 tie, March 7, 2002.
Angels/Rangers played 10-inning, 9-9 tie, March 14, 2003.
Angels/Rockies played nine-inning, 5-5 tie, March 24, 2003.

ANGELS AT HOLTVILLE

8 wins, 3 losses

Attendance Record, Tempe Diablo Stadium

9,765 March 24, 2002, Angels 13, Giants 3

Freeway Series Home Crowds - 50,000+

ATTENDANCE	DATE	OPPONENT	ATTENDANCE	DATE	OPPONENT
62,968	April 6, 1985	Los Angeles	59,090	April 6, 1991	Los Angeles
62,921	March 30, 1984	Los Angeles	58,874	April 1, 1989	Los Angeles
62,827	April 2, 1983	Los Angeles	58,353	April 1, 1989	Los Angeles
61,538	April 6, 1986	Los Angeles	57,408	April 1, 1983	Los Angeles
61,272	April 4, 1987	Los Angeles	55,983	April 3, 1992	Los Angeles
61,026	April 4, 1982	Los Angeles			



Ticket Information



SEASON PRICING

SEATING LEVEL	PER GAME SEASON TICKET PRICE	TOTAL SEASON TICKET PRICE PER SEAT
FIELD MVP	\$33.00 SOLD OUT	\$2,739.00 SOLD OUT
TERRACE MVP	\$27.00 SOLD OUT	\$2,241.00 SOLD OUT
FIELD BOX	\$21.00	\$1,743.00
TERRACE BOX	\$19.00	\$1,577.00
LOWER VIEW MVP	\$15.00	\$1,245.00
LOWER VIEW BOX	\$15.00 (2)	\$1,245.00 (2)
VIEW	\$12.00 (3)	\$996.00 (3)
TERRACE/CLUB PAVILION	\$8.00 ADULT (4) \$4.00 CHILD (AGES 2-16)	\$664.00 ADULT (4) \$332.00 CHILD (AGES 2-16)
LEFT FIELD FAMILY PAVILION	NOT AVAILABLE	NOT AVAILABLE

INDIVIDUAL GAME PRICING

INDIVIDUAL GAME TICKET PRICE
\$44.00 (1)
\$32.00 (1)
\$27.00
\$25.00
\$20.00
\$15.00
\$12.00
\$10.00 ADULT/ \$7.00 CHILD (AGES 2-16)
\$9.00 ADULT/\$5.00 CHILD (AGES 2-16)

PREMIUM SEATING

SEATING LEVEL	PER GAME SEASON TICKET PRICE	TOTAL SEASON TICKET PRICE PER SEAT
DIAMOND CLUB	\$60.00 SOLD OUT	\$4,980.00 SOLD OUT
CLUB MVP	\$38.00 SOLD OUT	\$3,154.00 SOLD OUT
CLUB LOGE	\$27.00	\$2,241.00
SUITES	CALL (714) 940-2159 FOR MORE INFORMATION	

INDIVIDUAL GAME TICKET PRICE

\$70.00 (1)
\$45.00 (1)
\$30.00
CALL (714) 940-2159 FOR MORE INFO

DISABLED SEATING

SEATING LEVEL	PER GAME SEASON TICKET PRICE	TOTAL SEASON TICKET PRICE PER SEAT
DIAMOND CLUB	\$60.00	\$4,980.00
TERRACE MVP	\$19.00	\$1,577.00
TERRACE BOX	\$12.00	\$996.00
CLUB PAVILION	\$8.00 ADULT (4) \$4.00 CHILD (AGES 2-16)	\$664.00 ADULT (4) \$332.00 CHILD (AGES 2-16)
LEFT FIELD FAMILY PAVILION	NOT AVAILABLE	NOT AVAILABLE

INDIVIDUAL GAME TICKET PRICE

\$70.00
\$25.00
\$12.00
\$10.00 ADULT/ \$7.00 CHILD (AGES 2-16)
\$9.00 ADULT/ \$5.00 CHILD (AGES 2-16)

- (1) SUBJECT TO AVAILABILITY
 (2) BUY 2, GET 2 FREE (\$7.00 PER SEAT)
 (3) BUY 2, GET 2 FREE (\$6.00 PER SEAT)
 (4) BUY 4 OR MORE (\$6.00 PER SEAT)

ANGEL STADIUM—(714) 634-2000; 2000 Gene Autry Way, Anaheim, CA 92806. Hours: Monday through Saturday, 9 a.m. to 5:30 p.m. at the Advance Ticket Windows at the Home Plate Gate. Tickets are also available on gamedays behind home plate on Field Level.

MAIL ORDERS—Orders must be received at least seven (7) days prior to event. Please include \$4 per order for postage and handling. Mail orders to: **Angel Stadium Ticket Office, P.O. Box 61078, Anaheim, CA 92803.** Gift certificates are also available by mail.

TELEPHONE ORDERS—From the convenience of your home or office, you may order for any game on the 2004 home schedule and charge it to your MasterCard, American Express or VISA by calling: **Angels Charge Line at (714) 663-9000.** Reservation lines will be available from 9 a.m. to 9 p.m. Monday through Friday and 9 a.m. to 7 p.m. on Saturday and Sunday.

Tickets ordered ten (10) days prior to the game will be mailed to you. Tickets ordered after that time will be available at the Will Call Window at Home Plate Gate at Angel Stadium, two hours prior to game time.

Tickets may also be purchased at all **TICKETMASTER** outlets. For information call (714) 740-2000, (213) 480-3232, or (805) 583-8700.

2004 Promotional Schedule



Date	Time	Opponent	Promotion/Event
Tue. 4/13	7:05pm	Seattle	Opening Night 2004 Picture Frame Schedule Magnet (All Fans) "GO ANGELS" Halo Sticks Replica Cap (All Fans) Wells Fargo Big Bang Friday
Wed. 4/14	7:05pm	Seattle	School Spirit Date
Fri. 4/16	7:05pm	Oakland	Calendar (All Fans)
Sat. 4/17	7:05pm	Oakland	Family Sunday Kids Opener Fuzzhead Wig (All Kids 18 & Under) "GO ANGELS" Halo Sticks (All Fans) Cinco de Mayo Rally Beads (All Fans) Wells Fargo Big Bang Friday Door Knob Hanger (All Fans) Guerrero T-Shirt (All Fans)
Sun. 4/18	5:05pm	Oakland	Family Sunday Mother's Day Picture Frame (All Females 18 & Over) "GO ANGELS" Halo Sticks (All Fans) Wells Fargo Big Bang Friday School Spirit Date Replica Batting Practice Cap (All Fans)
Wed. 4/21	7:05pm	Texas	Family Sunday
Wed. 5/5	7:05pm	Detroit	Anderson Silver Slugger Mini Bat (All Fans) Lenticular Cup (All Fans) Wells Fargo Big Bang Friday Molina Gold Glove CD (All Fans)
Fri. 5/7	7:05pm	Tampa Bay	Family Sunday
Sat. 5/8	7:05pm	Tampa Bay	Family Sunday
Sun. 5/9	1:05pm	Tampa Bay	Family Sunday
Tue. 5/18	7:05pm	New York (AL)	Family Sunday
Fri. 5/21	7:05pm	Baltimore	Family Sunday
Sat. 5/22	7:05pm	Baltimore	Family Sunday
Sun. 5/23	1:05pm	Baltimore	Family Sunday
Tue. 6/1	7:05pm	Boston	Family Sunday
Wed. 6/2	7:05pm	Boston	Family Sunday
Fri. 6/4	7:05pm	Cleveland	Family Sunday
Sat. 6/5	7:05pm	Cleveland	Family Sunday
Sun. 6/6	1:05pm	Cleveland	Family Sunday
Tue. 6/8	7:05pm	Milwaukee	Family Sunday
Wed. 6/9	7:05pm	Milwaukee	Family Sunday
Fri. 6/11	7:05pm	Chicago (NL)	Family Sunday
Sun. 6/12			Family Sunday
Sun. 6/13	1:05pm	Chicago (NL)	Family Sunday
Wed. 6/23	7:05pm	Oakland	Family Sunday
Thu. 6/24	1:05pm	Oakland	Family Sunday
Fri. 7/2	7:05pm	Los Angeles	Family Sunday
Sat. 7/3	7:05pm	Los Angeles	Family Sunday
Sun. 7/4	6:05pm	Los Angeles	Family Sunday
Fri. 7/16	7:05pm	Boston	Family Sunday
Sun. 7/18	1:05pm	Boston	Family Sunday
Mon. 7/19	7:05pm	Cleveland	Family Sunday
Tue. 7/20	1:05pm	Cleveland	Family Sunday
Wed. 7/28	7:05pm	Texas	Family Sunday
Fri. 7/30	7:05pm	Seattle	Family Sunday
Sat. 7/31	1:05pm	Seattle	Family Sunday
Sun. 8/1	1:05pm	Seattle	Family Sunday
Tue. 8/10	7:05pm	Baltimore	Family Sunday
Wed. 8/11	7:05pm	Baltimore	Family Sunday
Thu. 8/12	1:05pm	Baltimore	Family Sunday
Fri. 8/13	7:05pm	Detroit	Family Sunday
Sat. 8/14	7:05pm	Detroit	Family Sunday
Sat. 8/15	1:05pm	Detroit	Family Sunday
Mon. 8/23	7:05pm	Kansas City	Family Sunday
Wed. 8/25	7:05pm	Kansas City	Family Sunday
Fri. 8/27	7:05pm	Minnesota	Family Sunday
Sat. 8/28	1:05pm	Minnesota	Family Sunday
Sun. 8/29	1:05pm	Minnesota	Family Sunday
Wed. 9/8	7:05pm	Toronto	Family Sunday
Fri. 9/10	7:05pm	Chicago (AL)	Family Sunday
Sat. 9/11	7:05pm	Chicago (AL)	Family Sunday
Sun. 9/12	1:05pm	Chicago (AL)	Family Sunday
Fri. 9/17	7:05pm	Texas	Family Sunday
Sat. 9/18	1:05pm	Texas	Family Sunday
Sun. 9/19	1:05pm	Texas	Family Sunday
Tue. 9/21	7:05pm	Seattle	Family Sunday
Fri. 9/24	7:05pm	Oakland	Family Sunday
Sat. 9/25	7:05pm	Oakland	Family Sunday
Sun. 9/26	1:05pm	Oakland	Family Sunday

All game dates, times, opponents, promotions and events are subject to change without prior notice.



2004 Angels Schedule

APRIL

SUN	MON	TUE	WED	THU	FRI	SAT
				1	2 LA* 7:10	3 LA* 7:05
4 LA* 1:05	5	6 SEA 2:05	7 SEA 7:05	8 SEA 1:35	9 TEX 11:05	10 TEX 5:05
11 TEX 1:05	12 TEX 5:05	13 SEA 7:05	14 SEA 7:05	15 SEA 7:05	16 OAK 7:05	17 OAK 7:05
18 OAK 5:05	19	20 TEX 7:05	21 TEX 7:05	22 TEX 1:05	23 OAK 7:05	24 OAK 1:05
25 OAK 1:05	26	27 DET 4:05	28 DET 4:05	29 DET 10:05	30 MIN 5:10	

JULY

SUN	MON	TUE	WED	THU	FRI	SAT
				1 OAK 12:35	2 LA 7:05	3 LA 7:05
4 LA 6:05	5	6 CWS 5:05	7 CWS 5:05	8 CWS 11:05	9 TOR 4:05	10 TOR 1:05
11 TOR 10:05	12	13	14	15 BOS 7:05	16 BOS 7:05	17 BOS 7:05
18 BOS 1:05	19 CLE 7:05	20 CLE 1:05	21 TEX 5:05	22 TEX 11:05	23 SEA 7:05	24 SEA 7:05
25 SEA 1:05	26 TEX 7:05	27 TEX 7:05	28 TEX 7:05	29 SEA 7:05	30 SEA 7:05	31 SEA 1:05

MAY

SUN	MON	TUE	WED	THU	FRI	SAT
						1 MIN 4:10
2 MIN 11:10	3 DET 7:05	4 DET 7:05	5 DET 7:05	6 TB 7:05	7 TB 7:05	8 TB 7:05
9 TB 1:05	10	11 NYY 4:05	12 NYY 4:05	13 NYY 10:05	14 BAL 4:35	15 BAL 4:05
16 BAL 5:05	17	18 NYY 7:05	19 NYY 7:05	20 NYY 7:05	21 BAL 7:05	22 BAL 7:05
23 BAL 1:05	24 TOR 4:05	25	26 TOR 4:05	27 TOR 4:05	28 CWS 5:05	29 CWS 1:05
30 CWS 11:05	31					

AUGUST

SUN	MON	TUE	WED	THU	FRI	SAT
1 SEA 1:05	2	3 MIN 5:10	4 MIN 5:10	5 MIN 10:10	6 KC 5:10	7 KC 4:10
8 KC 4:10	9 KC 5:10	10 BAL 7:05	11 BAL 7:05	12 BAL 1:05	13 DET 7:05	14 DET 7:05
15 DET 1:05	16	17 TB 4:15	18 TB 4:15	19 TB 11:15	20 NYY 4:05	21 NYY 10:05
22 NYY 10:05	23 KC 7:05	24 KC 7:05	25 KC 7:05	26	27 MIN 7:05	28 MIN 1:05
29 MIN 1:05	30	31 BOS 4:05				

JUNE

SUN	MON	TUE	WED	THU	FRI	SAT
		1 BOS 7:05	2 BOS 7:05	3 CLE 7:05	4 CLE 7:05	5 CLE 7:05
6 CLE 1:05	7	8 MIL 7:05	9 MIL 7:05	10 MIL 7:05	11 CHC 7:05	12 CHC 7:05
13 CHC 1:05	14	15 PIT 4:05	16 PIT 4:05	17 PIT 4:05	18 HOU 5:05	19 HOU 4:05
20 HOU 11:05	21 OAK 7:05	22 OAK 7:05	23 OAK 7:05	24 OAK 1:05	25 LA 7:10	26 LA 1:05
27 LA 1:10	28	29 OAK 7:05	30 OAK 7:05			

SEPT./OCT.

SUN	MON	TUE	WED	THU	FRI	SAT
			1 BOS 4:05	2 BOS 4:05	3 CLE 4:05	4 CLE 4:05
5 CLE 10:05	6	7 TOR 7:05	8 TOR 7:05	9 TOR 7:05	10 CWS 7:05	11 CWS 7:05
12 CWS 1:05	13 SEA 7:05	14 SEA 7:05	15 SEA 7:05	16 SEA 7:05	17 TEX 7:05	18 TEX 1:05
19 TEX 1:05	20 SEA 7:05	21 SEA 7:05	22 SEA 7:05	23	24 OAK 7:05	25 OAK 7:05
26 OAK 1:05	27 TEX 5:05	28 TEX 5:05	29 TEX 5:05	30 TEX 11:05	1 OAK 7:05	2 OAK 6:05
3 OAK 1:05						

ALL GAME DATES, TIMES, AND OPPONENTS ARE SUBJECT TO CHANGE WITHOUT PRIOR NOTICE. ALL TIMES ARE PST.

HOME GAME ROAD GAME * EXHIBITION GAME

CORNICHE

T R A V E L

**A full service travel
management company.**

- **Sports Travel**
Official agency for Angels Baseball
- **Corporate Travel Management**
- **Group Travel Services**
- **Incentive & Meeting Planning**
- **Leisure Travel Management**

*Intense
Dedication to
Personalized
Service*

Corniche Travel
2011 S. State College Blvd
Anaheim, CA 92806
t: 714.937.0606

corniche@corniche.com

Visit us on the Web at: www.corniche.com



**The Official
Soft Drink of the**



PEPSI, PEPSI-COLA and the Pepsi Globe design are registered trademarks of PepsiCo, Inc. TM