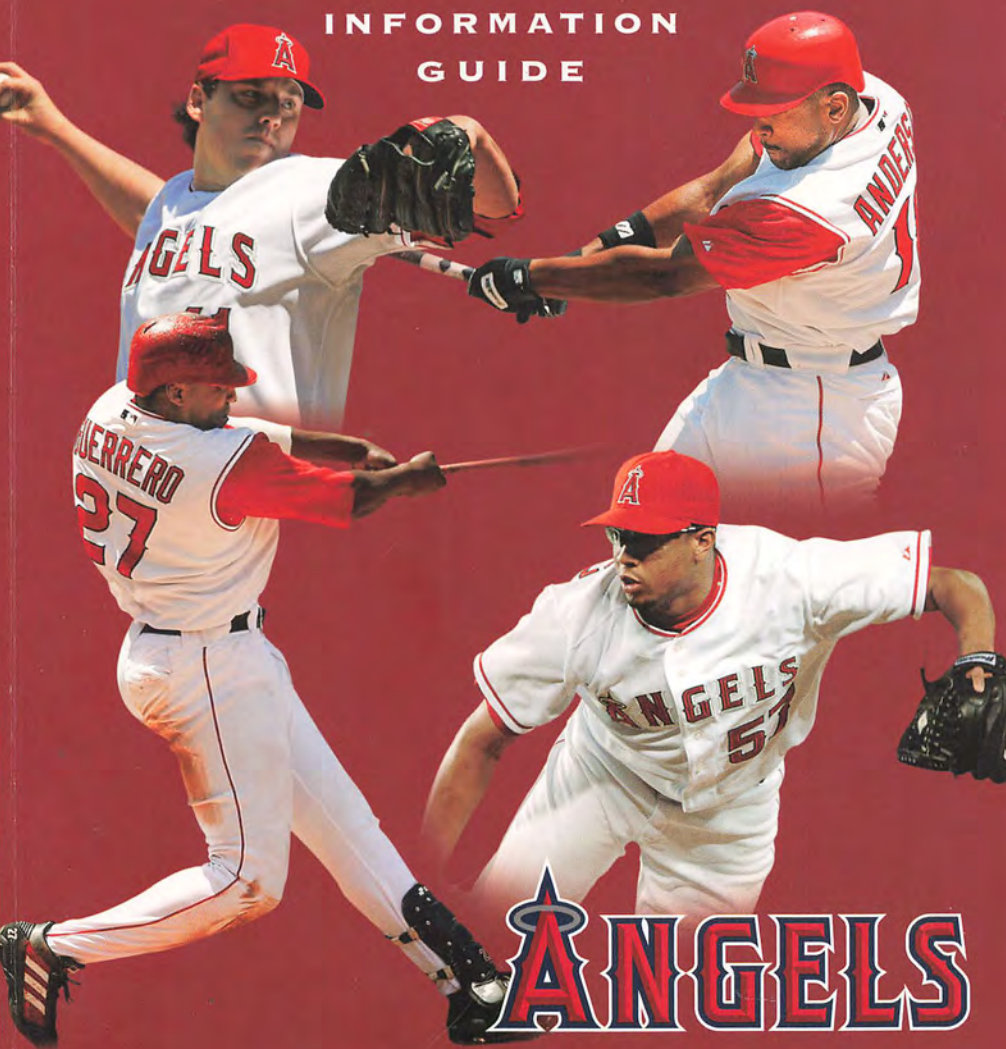




2007
INFORMATION
GUIDE



ANGELS

BUILDING LEGENDS



100
GAMES

1
NETWORK

ANGELS

FSN WEST



More publications available at:

www.retroseasons.com/library/

TABLE OF CONTENTS

Angels Directory	2-3
The Angels and MLB Remember	4-6
Media Guidelines	7-8
FRONT OFFICE	9-26
Front Office Staff	10-16
Training Staff	17-18
Medical Staff	19
Clubhouse Staff	20
Staff Headshots	21-24
Scouting Staff	25-26

ANGELS

2007 INFORMATION GUIDE

Vice President of Communications

Tim Mead

Researched, Written and Edited by

Eric Kay, Larry Babcock, Nancy Mazmanian,
Shane Demmitt, Jen Hoyer, Kevin Spykerman,
Lindsay McHolm and Rodrigo Corona

Team Photography

Deb Robinson
John Cordes
Bob Binder

Additional Photography

Major League Baseball,
Richard S. Kee, Scott Quintaro, Ron Hastings
Howard Levine, Lou Sauritch, futureangels.com,
Fernando Escovar and Scott Clarke

Statistical Information

Elias Sports Bureau, STATS Inc., SABR,
Howe Sportsdata International, MLB Information
Systems, MLBAM, baseballreference.com,
historicbaseball.com and baseballdirect.com

Artwork & Design Layout

The design crew at
Ben Franklin Press, Inc. (Mike Chavez)

Cover Design

Mike Chavez

Printed by Ben Franklin Press, Inc.
Tempe, AZ

Copyright © 2007

©Angels Baseball, L.P.



The information contained in this publication was compiled by the Angels and is provided as a courtesy to our fans and the media and may be used only for personal or editorial purposes. Any commercial use of this information is prohibited without the prior written consent of the Angels.

All MLB and team insignias depicted in this publication are the property of Major League Baseball and the respective teams and may not be reproduced for commercial purposes without the prior written consent of Major League Baseball.

All information published as of 2/27/2007.

TABLE OF CONTENTS

UNDER THE HALO	27-40
Television & Radio Information.....	28-32
FSN West	28
710 ESPN; AM 830	29
Television, Radio Announcers & Engineer.....	30-32
Name, Logo & Colors	33-34
Community Relations/Angels Baseball Foundation	35-40
MANAGER & COACHES	41-52
Mike Scioscia	42-44
Coaching Staff	45-51
THE PLAYERS	53-193
40-Man Roster.....	54-173
Non-Roster Players	174-188
How 2007 Angels Were Built.....	189
2007 40-Man Roster & Non-Roster.....	190-192
2007 Numerical Roster, Pronunciation Guide & In-Season Birthdays.....	193
MINOR LEAGUE SYSTEM	195-248
Minor League Instructors.....	196
Minor League Affiliates	196-197
Minor League Field Staff	198-199
Minor League Managers	200-203
Additional Minor League Staff	204
2006 Minor League Review	205
2006 Minor League Awards & Honors.....	206-207
2006 Affiliates Statistics	208-214
2007 Organizational Players	215-246
Annual Minor League Awards	247
2006 Draft Selections	248



HOWIE KENDRICK

TABLE OF CONTENTS



JOHN LACKEY

2006 IN REVIEW 249-288

Season Wrap-up	250-254
Transactions	255-257
Day-by-Day	258-260
Won-Lost Breakdown	261
Highs & Lows	262-263
Club Records Tied or Established	264-265
Starters by Position, Order	266
Standings	267
Statistical Breakdowns	268-278
AL Rankings	279-280
AL Leaders	281-283
NL Rankings	284
NL Leaders	285-288

CLUB RECORDS 289-300

Club General - Season	290
Club Batting - Season	291
Club Fielding - Season	292
Club Pitching - Season	292
Individual Batting - Season	293-294
Individual Pitching - Season	294
Club General - Game	295
Club Batting - Game	295
Club Pitching - Game	296
Individual Batting - Game	296-297
Individual Pitching - Game	297
Club General - Consecutive	298
Club Batting - Consecutive	298
Club Pitching - Consecutive	298
Individual Batting - Consecutive	298
Individual Pitching - Consecutive	299
Individual Batting - Rookie Season	299
Starters - Rookie Season	300
Relievers - Rookie Season	300

TABLE OF CONTENTS

CLUB HISTORY 301-422

Franchise History, Original Draft	302
Inaugural Game, Los Angeles Angels Firsts	303
Year-by-Year Records, Standings	304
All-Time Roster	305-309
Opening Day Lineups	310
Year-by-Year Statistical Review (1961-2005)	311-355
Career Leaders – Batting	356
Single Season – Batting	357-358
Rookie Single Season – Batting	359
Yearly Leaders Batting	360-362
Club Batting, Designated Hitters	363
Club Pinch-Hitting	364
Angels’ Grand Slams	365
Opponents Grand Slams	366
Pinch-Hit Home Runs, Inside-the-Park HR, HR in First At-bat as Angel, HR in First Game as Angel	367
Three Home Runs – Inning, Five-Six Hit Games	368
Career Leaders Pitching	369
Single Season Pitching	370
Rookie Season – Pitching	371
Yearly Leaders Pitching	372-374
Club Pitching	375
Low Hit Games By & Against Angels	376
Club Fielding	377
Games Played by Position	377
Highest Fielding Pct.	378
Triple Plays By & Against Angels	378
Day-by-Day Best/Worst Records	379
Day-of-Week Totals	380
Month-by-Month Totals, Angels vs. Divisions	381
Series Sweeps	382
Marathon Games	383
Extra Innings, Winnings Streaks, Losing Streaks	384
Angels Stealing Home, Home Rainouts, At the All-Star Break	385



VLADIMIR GUERRERO

WHAT  GAME!

TABLE OF CONTENTS

The Last Time	386
Angel Stadium of Anaheim	387-388
Anaheim Stadium – A Look Back	389
Year-by-Year Total Attendance	390
Sellouts at Angel Stadium, Opponents Record Attendance	391
All-Time Regular Season Attendance, Post-Season Attendance at Angel Stadium	391
Angels' Notable Trades	392-393
No. 1 Draft Selections	394-395
Angels' Award Winners	396
BBWAA & Gene Autry Trophy Award Winners	397
Angels' Player of Week Winners	398
Angels' Player of Month Winners, All-Star Game Selections	399
Angels in Post-Season	400-417
Angels' Post-Season Career Leaders	418
Angels' Hall of Fame	419-422



TABLE OF CONTENTS

T.O.C.

MAJOR LEAGUE BASEBALL	423-474
National Baseball Hall of Fame and Museum	424
MLB Directory	425
2007 Opponents Information	426-455
Items of Interest	456-458
2007 Key Dates, Statistical Services, Angel Stadium Pre-Game Schedules	459
Medical Glossary	460-461
World Series Champions	462
Most Valuable Players	463
Cy Young Winners	464
Rookie of the Year Winners	465
Tempe Diablo Stadium	466-467
2007 Spring Training Information	468
2007 Spring Training Schedule	469
2006 Spring Training Stats	470
All-Time Spring Training Record	471
2007 Angels' Ticket Information & Stadium Map	472
2007 Angels' Promotional Schedule	473
2007 Angels' Schedule Grid	474

ANGELS BASEBALL: #1 FAN VALUE INDEX

The screenshot shows the SI.com website interface. At the top left is the SI.com logo with the text 'A CNN NETWORK SITE'. To the right is a search bar with 'THE WEB SI.COM' and a 'GO' button. Below this is a navigation menu with links for NFL, COLLEGE FB, MLB, NBA, COLLEGE HOOPS, GOLF, NHL, NASCAR, SOCCER, HIGH SCHOOL, TENNIS, MORE, and SCORES. The 'MLB' link is highlighted. Below the navigation menu is another menu with links for SCORES, TEAMS, PLAYERS, STANDINGS, PROBABLES, SCHEDULES, STATS, TRANSACTIONS, INJURIES, and MINORS. The 'MLB' link is also highlighted here.

FAN VALUE INDEX

#1



Los Angeles Angels of Anaheim
Angel Stadium

Anaheim, Calif. :: Opened: 1966 :: Capacity: 45,050



In a recent poll on SI.com, the Angels were selected as the overall #1 team in the Major Leagues in fan value. Based on a survey of average ticket price (6-out-of-10); average cost of concessions (10-out-of-10); accessibility (7-out-of-10); amenities (8-out-of-10); atmosphere (8-out-of-10); neighborhood (7-out-of-10); and team play (7-out-of-10), the team tallied a total score of 54-out-of-70.





Rick Garcia

Maria Quiban

Lauren Sanchez

my
13
NEWS

Weeknights 11pm

ANGELS DIRECTORY



ANGEL STADIUM OF ANAHEIM • 2000 GENE AUTRY WAY • ANAHEIM, CA 92806 • WWW.ANGELSBASEBALL.COM

ADMINISTRATIVE OFFICES:

714/940-2000

MAIN CLUB FAX:

714/940-2001

TICKET INFORMATION:

714/634-2000

HOME BALLPARK:

Angel Stadium of Anaheim (2004)

2007 CAPACITY: 45,257

TEAM COLORS:

Red (PMS 200)

Dark Red (PMS 202)

Navy Blue (PMS 289)

Silver (PMS 877)

SPRING TRAINING FACILITY:

Tempe Diablo Stadium

2200 W. Alameda

Tempe, AZ 85282

CLUB AFFILIATES:

Salt Lake Bees (PCL)

Arkansas Travelers (TL)

Rancho Cucamonga Quakes (CL)

Cedar Rapids Kernels (ML)

Orem Owlz (PL)

Tempe Angels (ASL)

FOUNDED: 1960

EXECUTIVE MANAGEMENT

Chairman/Chief Executive Officer	Arturo "Arte" Moreno
President	Dennis Kuhl
Chief Financial Officer	Bill Beverage
Sr. Vice President, Sales and Marketing	John Carpino
Vice President and General Manager	Bill Stoneman
Vice President, Finance and Administration	Molly Taylor
Vice President, Communications	Tim Mead

BASEBALL OPERATIONS

Assistant General Manager	Ken Forsch
Special Assistants to GM	Gary Sutherland, Preston Gomez
Director, Scouting	Eddie Bane
Director, Player Development	Tony Reagins
Manager, Baseball Operations	Abe Flores
Administrative Assistant, Player Development	Terri Shambaugh
Player Performance Analyst	Tory Hernandez
Clubhouse Manager	Ken Higdon
Assistant Clubhouse Manager	Keith Tarter
Visiting Clubhouse Manager	Brian Harkins
Clubhouse Staff	Geoff Bennett, Aaron Castaneda, Kris Constanti Shane Demmitt, Michael Martinez, Corey Morbeck, Scott Smith, Hector Vasquez
Senior Video Coordinator	Diego Lopez
Video Coordinator	Ruben Montano
Administration Manager, Tempe	Eric Blum
Assistant Clubhouse Manager, Tempe	Aaron Wiedeman

COMMUNICATIONS DEPARTMENT

Director, Communications	Nancy Mazmanian
Communications/Media Relations Manager	Larry Babcock
Communications Manager	Eric Kay
Administrative Assistant, Communications	Jennifer Hoyer
Manager, Community Relations	Matt Bennett
Community Relations Coordinator	Lindsay McHolm
Publications Manager	Doug Ward
Traveling Secretary/Media Representative	Tom Taylor
Club Photographers	Deborah Robinson, John Cordes, Bob Binder

ENTERTAINMENT DEPARTMENT

Manager, Entertainment	Peter Bull
Producer, Video & Scoreboard Operations	Robert Castillo
Associate Producer, Video & Scoreboard Operations	David Tsuruda
Entertainment Coordinator	Heather Capizzi

ANGELS DIRECTORY

FINANCE AND ADMINISTRATION DEPARTMENT

Director, Human Resources	Jenny Price
Benefits Coordinator	Tracie Key
Human Resources Generalists	Nathan Andres, Lidia Argomaniz
Travel Account Manager	Chantelle Ball
Controller	Cris Fisher
Accountants	Lorelei Largey, Kylie McManus, Renee Yoon
Accounting Assistant	Linda Chubak
Manager, Information Services	Al Castro
Sr. Network Engineer	Neil Farris
Sr. Customer Support Analyst	David Yun
Application Support Specialist	Paramjit Singh

CORPORATE SALES DEPARTMENT

Director, Corporate Sales	Richard McClemmy
Corporate Account Executives	Pennie Contos, Joe Furmanski, Michael Means, Barbara Ochoa, Rick Turner, Sabrina Warner
Corporate Radio Account Executive	Mike Gullo
Sponsorship Services Manager	Cesar Sanchez
Sr. Sponsorship Services Coordinator	Maria Dinh
Sponsorship Services Coordinators	Justin Hallenbeck, Jackie Perkins

SALES AND MARKETING DEPARTMENT

Director, Marketing and Ticket Sales	Robert Alvarado
Sales & Marketing Representative	Ernie Prukner
Special Events Representative	Elaine Lombardi
Media/Advertising Representative	Matt Artin
Promotions Representative	Alex Allper
Marketing Coordinator/Graphic Designer	Jeff Lee
Suite Services Representative	Lindsay Brys
Ticket/Suite Account Executives	Dan Carnahan, Mike Kirby, Bryan Lawrence, Keith Rowe
Sr. Group Sales Account Executive	Angel Rodriguez
Group Sales Account Executives	Carla Enriquez, Joseph Pinell
Telemarketing Supervisor	Tom DeTemple
Administrative Assts., Marketing	Monica Campanis, Alisa Moreno
Administrative Assistant, Sales	Pat Lissy

FACILITY SERVICES

Director, Facility Services	Mike McKay
Asst. Manager, Facility Services	Linda Fitzgerald
Maintenance Supervisor	David Tamblin
Purchasing Manager	Ron Sparks
Purchasing Assistant	Suzanne Peters

BALLPARK OPERATIONS

Director, Ballpark Operations	Sam Maida
Event Managers, Ballpark Operations	Calvin Ching, Manny Almaraz
Manager, Security	Keith Cleary
Field/Ground Maintenance Manager	Barney Lopas
Receptionists	Sandy Sanford, Margie Walsh

TICKETING DEPARTMENT

Ticket Operations Manager	Sheila Brazelton
Assistant Ticket Manager	Susan Weiss
Ticketing Supervisor	Ryan Vance
Ticketing Representatives	Cyndi Nguyen, Clancy Holligan, Kim Weaver

MEDICAL STAFF

Medical Director	Dr. Lewis Yocum
Team Physician	Dr. Craig Milhouse
Orthopedic Consultant	Dr. Orr Limpisvasti
Head Athletic Trainer	Ned Bergert
Athletic Trainer	Rick Smith
Strength and Conditioning Coach	Brian Grapes
Assistant Athletic Trainer	Adam Nevala
Risk Insurance Manager	David Cohen
Administrative Assistant, Trainers	Chris Titchenal

GAME DAY STAFF

Public Address Announcer	David Courtney
--------------------------	----------------



THE ANGELS & MLB REMEMBER

From the outset of pitchers and catchers reporting to spring training, to the final out of the World Series, the game of baseball fills our daily lives with unlimited excitement and memories. It is the combination of dedicated individuals, on and off the field, that provide those experiences. Each year this close-knit fraternity is reminded of the gift of life as we say goodbye to those who have impacted the industry in some manner. In 2006, and early 2007 the Angels and the baseball community lost some close friends:



STEVE BARBER

A veteran of 15-major league seasons, including two with the California Angels from 1972-73, Steve Barber passed away Feb. 4, 2007 at the age of 67, following complications from pneumonia.

After signing as an 18-year old and beginning his professional career in Class D ball, Barber eventually made it to the Major Leagues in 1960, winning 10 games in his first season. Three years later he became the first Oriole pitcher to record a 20-win season when he registered a 20-13 mark, complemented with a 2.75 ERA. He aided the Orioles first World Series Championship in 1966 (10-5), though tendonitis in his left elbow precluded him from pitching in the Series.

During his career, Barber logged a 121-106 record and a 3.36 ERA during appearances with Baltimore, New York (Yankees), Seattle (Pilots, Chicago (Cubs), Atlanta, California and San Francisco.

He was elected to the Orioles Hall of Fame in 1988 and remains among the club's all-time leaders in several key categories.



ROD DEDEAUX

Rod Dedeaux, perhaps the most successful coach in collegiate baseball history, and one of baseball's premier ambassadors both domestically and internationally, passed away Jan. 5, 2000

of complications from a previous stroke. He was 91.

Dedeaux was part of the USC family for over 70 years as an alumnus, a parent and, of course his 45-year tenure at the helm of Trojans baseball. His teams won an unmatched 11 College World Series championships and 28 conference titles. He finished with a 1,332-571-11 record for a .699 winning percentage. From 1970-74, his Trojans won five straight NCAA championships. No other school has won more than two in a row.

Under Dedeaux's guidance, over 200 Trojans went on to play pro ball, and 59 of those in the Major Leagues. He coached such stars as Tom Seaver, Mark McGwire, Randy Johnson, Fred Lynn,

Dave Kingman, Roy Smalley, Don Buford, Ron Fairly, Rich Dauer, Steve Busby, Jim Barr and Steve Kemp.

His honors were plentiful, including his 1999 selection as "Coach of the Century" by both *Baseball America* and *Collegiate Baseball*; Coach of the Year six times by the American Baseball Coaches Association and induction into numerous Hall of Fames.



ART FOWLER

A two-time World Series winner as pitching coach with the New York Yankees, Art Fowler passed away in January of this year at the age of 84.

After spending 10 years in the minor leagues, Fowler enjoyed a Major League career, which included stints with the Cincinnati Reds, Los Angeles Dodgers and Los Angeles Angels. He finished with a career record of 54-51 and a 4.03 ERA.

Fowler would eventually serve as a big league pitching coach for 14 seasons, most of those assisting his good friend Billy Martin. In addition to the Yankees, he worked for Minnesota, Detroit, Texas and Oakland. In his second season with the Yankees, Ron Guidry was the recipient of the American League Cy Young Award.



BUD FURILLO

Bud Furillo, whose career as a leading sports journalist in Southern California spanned nearly half a century, passed away July 17, 2006. He was 80.

Nicknamed "The Steamer" because of his colorful and popular newspaper column, "The Steam Room," Furillo began his career as a news reporter at the Los Angeles Herald-Express in 1947 and moved over to the sports department the following year. He served a decade as sports editor of the paper, which became the Herald-Examiner in 1961 then ceased publication in 1989.

He worked for the paper until 1974, moving "The Steam Room" to sports talk radio and hosting a drive-time show on KABC-FM until 1987. He later did similar shows for other radio stations in the

THE ANGELS & MLB REMEMBER

area. Furillo retired from broadcasting in 2000, but continued writing a column for the Ojai Valley News.

Prior to the days of Sports Talk radio, Furillo was considered one of the most powerful and influential members of the media in the Southern California community. He would eventually become one of the creators of the Sports Talk style of free-form, wide-open radio.



AL KUBSKI

Considered one of the premier scouts of all-time, Al Kubski passed away Sept. 10, 2006 following a stellar career with the Baltimore Orioles, California Angels, Kansas City Royals and Atlanta

Braves. He was 90 years of age.

Al worked under former Angels General Manager Harry Dalton when he held a similar role with the Baltimore Orioles. He is credited with playing a major role in the Orioles dynasties of the late 60's and early 70's. When Dalton joined the Angels following the 1971 season, Kubski joined his friend. His career would eventually find him working with another good friend John Schuerholz in Kansas City and Atlanta.

In 1993, Al was a recipient of Scout of the Year honors as voted by members of the Scout of the Year Foundation. Scouts must have been active in a full-time capacity for at least 25 years to be considered.



VERN RUHLE

A member of the Angels 1986 Western Division Champions and a veteran of 13 major league seasons, Vern Ruhle lost a year-long battle with cancer January 21, 2007. He

was 55 years of age.

Ruhle began the 2006 season as pitching coach for the Cincinnati Reds. During a routine physical in February, the cancer was discovered.

In his major league career with Detroit, Houston, Cleveland and California from 1975-1986, Vern compiled a 67-88, with a 3.73 ERA in 327 appearances. He appeared in post-season play three times, twice with Houston in 1980-81, and with the Angels in 1986.

Following his playing career, he served as a pitching coach with Houston, Philadelphia, and the Mets before joining the Reds.



LARRY SHERRY

A former World Series MVP for the Los Angeles Dodgers and pitching coach for the California Angels during their initial Western Division Championship in 1979, Larry Sherry passed away Dec. 17, 2006 at the

age of 71, following a long-bout with cancer.

During an 11-year career that included stints with Los Angeles, Detroit, Houston and California, Larry compiled a career record of 53-44 with a 3.67 ERA in 400 relief appearances and 16 starts. He registered a career-best 20 saves for Detroit in 1966.

During the 1959 World Series featuring the Dodgers and White Sox, Sherry posted a 2-0 record and two saves, along with a 0.71 ERA in leading his club to a six-game championship, the first for the Dodgers in Los Angeles.

He later managed in the White Sox organization and served as a pitching coach in the major leagues with Pittsburgh and California. His brother Norm managed the Angels from 1976-77. In a 1960 game against Philadelphia, the Dodgers' Norm Sherry hit a game-winning home run in the bottom of the 11th inning to make a winning pitcher out of his younger brother Larry.



SAM SUPLIZIO

One of the true gentleman and ambassadors for the game of baseball, Sam Suplizio passed away Dec. 29, 2006 at his home in Pawley's Island, South Carolina from congestive heart failure. Sam was 74.

A former University of New Mexico standout in football, basketball and baseball, Sam began his professional baseball career with the New York Yankees following graduation in 1953. A severe injury cut short a possible Major League career, but did not limit his love and involvement with the game. His career as a coach in the Major Leagues included stints with the Milwaukee Brewers, St. Louis Cardinals, Anaheim Angels and Seattle Mariners.

He took great pride in teaching and instructing young players, both on the professional and amateur level. His passion and accomplishments gained him recognition as an inductee into numerous Hall of Fames including the National Junior College Association, The University of New Mexico Athletics Hall of Fame, The National Coaches Hall of Fame and the Colorado Sports Hall of Fame. Sam was instrumental in the effort to bring Major League Baseball to Colorado and was appointed by the Governor of Colorado to co-chair the building of Coors Field.



THE ANGELS & MLB REMEMBER

T.O.C.



STAN SPERO

One of the most respected and influential individuals in the Southern California radio industry, Stan Spero passed away July 15, 2006 at the age of 86.

Stan began his career as an account executive at then classical music station KFAC, resigning two years later to begin a 42-year career at KMPC radio. He became General Sales Manager in 1953, Vice President & General Manager in 1968 and Vice President, Sports in 1979. He was closely associated with local and network broadcasts of the Angels, Los Angeles Dodgers, Los Angeles Rams, UCLA and USC football and basketball and the Los Angeles Clippers.

One of the most loyal followers of the Angels, Stan's ultimate dream became reality on October 27,

2002 with the Angels winning of the World Series. We will always believe there was an inner peace evident with him through the years that followed.

Stan lived life to the fullest, struck the proper balance between work and play, and always saw the world from the perspective of the glass being half full. He will be missed around the halls of Angel Stadium and certainly the press box.

ROSS KENNETH O'LENO

A former member of the California Angels Board of Directors, O'Leno passed away in December, 2006 at the age of 92.

A product of the Great Depression, O'Leno left Kansas City at the age of 21 and made his way to Southern California where he became the youngest manager for the Thrifty Drugstore chain in the state of California.

A consummate entrepreneur, O'Leno was married to the former Lillian Lamkoff for 67 years.

ANGELS MEMORIAL UNIFORM MARKINGS

1978 - Black armband on left sleeve honoring passing of teammate Lyman Bostock.

1992 - Initials "DJ" on left sleeve honoring passing of coach Deron Johnson.

1994-95 - Black armband with "REESE 50" in white on right sleeve and circular black patch with "REESE 50" in white on left sleeve (worn during second half of 1994 and spring of 1995) in honor of the late coach Jimmie Reese.

1999 - Caricature of Gene Autry with "26" in circular patch on right sleeve honoring the late Owner.

* Courtesy of Baseball Hall of Fame

FILLER BOXES (WITH PAGE NUMBERS)

"300-30-100"264	Managerial Records, All-Time	44
30 HR and 100 RBI in Consecutive Seasons264	Memorial Uniform Markings	6
All-Star Break Duos, 100+ Hits270	MLB Security Policies	8
Angel Stadium Ground Rules	28	"Monster Months", Best Individual Months257
Angel Stadium, Facts & Figures387	Most Wins by an Angel at the Break	76
By the Decade380	Nick Kamzic Award25
"Case Closed", Most Saves in a Month283	Pre-Game Schedules459
"Century Club", Angels 100-RBI seasons	90	Radio Broadcasters, All-Time31
"Coming Attractions", Angels Minor League Rankings ..	.209	Radio Network, Affiliates	29
Did You Know? Mike Scioscia	45	Retired Numbers418
Fred Haney Memorial Award469	Roberto Clemente Award464
General Managers of the Angels	13	"Road Rage", Most Road Wins since 2004112
Hit Streaks vs. One Opponent409	Stadium Policies388
Hitting Streaks299	Television Broadcasters, All-Time	30
Home Attendance Growth390	Tempe Diablo Facts & Figures466
Howie Gershberg Award201	"Walk This Way", Angels Walk-Off HR's since 2000 ..	.252
HR, RBI in a Month292	Western Division Clinching Dates404



ANGELS

ANGELS COMMUNICATIONS DEPARTMENT

2000 GENE AUTRY WAY • ANAHEIM, CA 92806

(714) 940-2014 • (714) 940-2205 FAX



TIM MEAD



NANCY MAZMANIAN



LARRY BABCOCK



ERIC KAY



JEN HOYER

On behalf of the Angels Baseball Club, welcome to the 2007 Major League Baseball (MLB) season at Angel Stadium of Anaheim. Our goal is to make your job covering the Angels as pleasant as possible.

ADMISSION TO ANGEL STADIUM: Enter through the Media Entrance, located at the Home Plate Gate (between Gates 2 and 3). The Media Entrance opens six hours prior to game time (four hours prior to day games).

CREDENTIALS: To obtain season or daily credentials, a request must be made on company letterhead and sent (via mail or fax) to the Angels Communications Department. Credentials will be issued only to legitimate newsgathering agencies. Requests must be made at least 24 hours in advance of the day of the game, or by 2:00 p.m. Friday for Saturday and Sunday contests. Credentials may be picked up at Media Will Call, located inside the Ticket Office at the Home Plate Gate, which opens four hours prior to game time. Identification will be required. Media members with BBWAA credentials should notify Angels Communications when planning to cover a contest to reserve a seat in the press box. ALL CREDENTIALS ARE NON-TRANSFERABLE; ANY UNAUTHORIZED USE WILL BE CAUSE FOR CONFISCATION OF CREDENTIAL AND EJECTION FROM ANGEL STADIUM.

PARKING: Media must enter Angel Stadium through the Orangewood Media/VIP/Bus entrance and park in designated parking areas. Parking is free of charge with valid credentials. If attending on a single game basis, call the Angels Communications Department at least 24 hours in advance of the game for parking arrangements. If arrangements are not made, a parking fee may be charged and no refunds can be given.

PHOTOGRAPHY: Photo credentials are issued in the same manner as other credentials. Due to limited photo locations, it is impossible to allow freelance photographers access unless assigned by a legitimate newsgathering agency.

PRESS BOX: Space in the Angels' press box is available for accredited members of the media on assignment only. The lower level is reserved for writers and broadcast reporters, while the upper level is for live coverage by television and radio networks. Charge telephones are also available on the lower level. Your cooperation is requested in maintaining a working press box

MEDIA INFORMATION GUIDELINES

atmosphere. Both club's games notes, statistical information, press releases, roster sheets, and minor league results will be available. Please ask a Communications Representative for any additional information you may need. Facsimile service is available by contacting the Angels Communications Department prior to game time.

INTERVIEWS: Requests for interviews needing advance preparation or special accommodation by an Angels player or staff member are to be directed to the Angels Communications Department. This includes all live television interviews for pre-game and post-game as well as all on-field requests during batting practice.

CLUBHOUSES: The Angels clubhouse is open 3-1/2 hours prior to game time and will remain open until one hour before game time. Both clubhouses will also open 10 minutes following the conclusion of the game. The visiting clubhouse is governed by the visiting club. The Umpires Dressing Room is off-limits to the media. If a comment or interpretation from the umpire crew chief is needed, a pool reporter may be assigned.

PRE-GAME PROCEDURES: Prior to most games, the Angels will take batting practice approximately two and one-half hours prior to game time.

PRESS DINING ROOM: Prior to each home game, media with season, MLB, or single-game credentials are welcome to dine in the Press Dining Room. There will be an \$10.00 fee charged for each meal. Refreshments are also available during the game through the seventh inning. Dining room usage is limited to those with proper credentials. It is impossible to accommodate family members, friends, or guests. NO ONE UNDER 18 years of age will be permitted in the dining room. As a professional courtesy, we ask that you dress in appropriate business attire. Any abuse of these privileges may cause forfeiture of credentials.

STATISTICIAN SERVICES: Statisticians to assist TV and radio broadcasts may be acquired by contacting Angels Communications at (714) 940-2014 with 24 hours advance notice.

TELEPHONES: As a courtesy, the Angels provide a limited number of charge-a-call telephones throughout the press box which are available on a first-come basis. To order your own telephone line, contact the Angels Communications Department at (714) 940-2014. The Angels will not be responsible for costs.

NO AUTOGRAPHS: ANY MEMBER OF THE MEDIA REQUESTING AUTOGRAPHS WHILE CREDENTIALLED WILL HAVE PRESS ACCESS REVOKED.

We hope these guidelines will assist you in your coverage of the Angels and Major League Baseball at Angel Stadium of Anaheim. Please do not hesitate to contact us if you need additional assistance. We look forward to working with you.


MLB SECURITY POLICIES

Bag Inspections: Fans may not bring coolers, backpacks and large bags (exceeding 16x16x8) into any ballpark. All bags will be inspected before they are permitted into the ballpark.

Vehicles: Only authorized vehicles may be parked within 100 feet of any ballpark exterior. Authorized vehicles may include law enforcement/emergency vehicles, broadcast equipment trucks, and vehicles of Club staff, players and their families and umpires. Unattended cars left overnight will be investigated and removed as soon as possible.

Clubhouse and Field Access: Clubhouse security will be provided for at least four hours prior to each game. With the exception of permitted players' family members, absolutely no one without proper credentials will be given access to the clubhouse, field or press box. Except for uniformed players and staff, all persons entering the clubhouse or field area (including credentialed personnel and permitted players' family members) must present photo identification and be logged in prior to gaining access.

Club security personnel will make random credential checks of photographers and others present on the field. All equipment and bags used by members of the press must be thoroughly inspected before being allowed into a ballpark. All broadcast equipment trunks must be removed from the ballpark immediately following pre-game set-up.



FRONT OFFICE

FRONT OFFICE STAFF



ARTURO "ARTE" MORENO OWNER

On May 21, 2003, Arte Moreno was introduced as the third owner in Angels' franchise history. Prior to his acquisition of the Angels, his entrepreneurial talents transformed a small company into an outdoor advertising industry giant.

As owner of the Angels, Moreno's impact has been immediate. He has guided the Angels with a big market approach which led to two West Division championships and four consecutive seasons drawing over three million fans, resulting in a combined home attendance of 13,248,247. His support of General Manager Bill Stoneman and the Baseball Operations Department has culminated in the key free-agent signings of 2004 A.L. MVP Vladimir Guerrero, 2005 Cy Young Award winner Bartolo Colon, Kelvim Escobar, Orlando Cabrera and Gary Matthews Jr.

The 2005 season culminated with the Los Angeles Sports Council awarding Moreno as the Los Angeles Sports Executive of the Year. And earlier that year *Time Magazine* named him as one of the 25 Most Influential Hispanics in America (Aug. 2005).

In the community, Moreno is dedicated to the support of many causes. Under his leadership, the Angels established the Angels Baseball Foundation in June 2003. The objective of the Foundation is to focus on initiatives aimed to create and improve education, health care, arts and sciences, and community-related youth programs throughout the region, in addition to providing children the opportunity to experience baseball and its positive attributes.

In addition to his responsibilities with the Angels, Moreno is also a member of MLB's 21st Century Baseball and Marketing committees. In May 2005, he was elected to the Little League Foundation Board of Trustees, an organization that helps offset the annual costs of operating Little Leagues in all fifty U.S. states and more than seventy other countries for more than 2.7 million participants. Moreno has also helped fund the first domestic Baseball Academy, in Compton, California, consisting of two baseball fields, one softball field and a youth field.

Moreno is not new to the game of baseball. In the mid-80s, he was among a group who owned the former single - A Salt Lake Trappers of the Pioneer League. Under his group's ownership, the Trappers went on to win three championships and established a record -29 consecutive wins. He later was an original minority investor in the Arizona Diamondbacks, and was a former part owner of the NBA's Phoenix Suns.

A native of Tucson, Arizona, Moreno grew up working in his parents' print shop, where they published a Spanish-language newspaper. From there he served his country in Viet Nam as a member of the U.S. Army. After his tour of duty, he attended the University of Arizona, graduating with a Bachelors of Science degree in Marketing.

In 1973, Moreno went to work in the outdoor advertising business. Starting at the bottom, he worked his way up to senior management at Gannett Outdoor. In 1984 he entered into a partnership at Outdoor Systems, a small Phoenix-based billboard company and, through aggressive acquisitions and savvy management, built it into the largest outdoor advertising company in North America, including the U.S., Canada and Mexico. Under his leadership, Outdoor Systems became the first outdoor advertising company to go public in 1996. In 1999, the company was sold to Infinity/CBS and in 2000 merged with Viacom.

A respected businessman and loyal family man, Moreno and wife Carole are active in their own philanthropic efforts. They established the Moreno Family Foundation, which supports non-profit organizations focusing on youth and education.

The Moreno's are the parents of three children and split time between homes in Phoenix and Southern California.

ANGELS

FRONT OFFICE STAFF



DENNIS KUHL **PRESIDENT**

Dennis Kuhl begins his fourth year as President of the Angels after his appointment, Nov. 10, 2003 and oversees all day-to-day operations of Angels Baseball. He is the eighth president in Angels' history.

Kuhl came to the organization after spending eight years as Executive Vice President, Western Region, for Viacom Outdoor. As the Western Region's Executive Vice President, he was responsible for all media outdoor sales in the Western portion of the United States.

Kuhl has over 30 years experience in the Outdoor Advertising industry, starting in 1973 as an account Executive with Eller Outdoor of Phoenix, AZ.

In 1982 he was named Vice President, General Manager of Gannett Outdoor of New Haven, Connecticut. After holding that position for two years, he was promoted to Vice President, Western Region for Outdoor Network USA, a sales arm of Gannett Outdoor.

Kuhl was promoted to Vice President, General Manager of Gannett Outdoor of New Jersey in 1986 and then was promoted to Senior Vice President of Sales for all of Gannett Outdoor in New York City. In 1990, he became President of Gannett Outdoor New York and was responsible for all the Transit Advertising in New York City. Kuhl then left Gannett Outdoor in 1993 to become Vice President of National Sales for Outdoor Systems. The next year he was named Vice President, General Manager for Outdoor Systems in Atlanta, Georgia.

Kuhl, 58, has been very active in community organizations and charities throughout his career. A former member of the Walter Camp Football Foundation of New Haven, Connecticut, he also served as a board member of The Shire, a treatment facility in Mendham, NJ, which treats alcoholism in teenagers, and a board member of Young Black Achievers in Newark, NJ. Kuhl spent seven years as a Valley Big Brother in Phoenix, AZ, and was President of the Multiple Sclerosis Society (Phoenix Chapter).

Currently Kuhl is active locally in charities such as "Light The Night" The Leukemia and Lymphoma Society, The Pacific Club IMPACT Foundation/Lott Trophy, the Board of Governors at Chapman University, Board of Directors for the Los Angeles Sports Council and Board of Directors of the Newport Sports Museum.

Kuhl, a Boonton (NJ) native, graduated from the University of Arizona in 1970 with a degree in business administration. Prior to that, he attended Chamberlayne Junior College in Boston, MA.



FRONT OFFICE STAFF



BILL BEVERAGE **CHIEF FINANCIAL OFFICER**

Bill Beverage enters his fourth season as Chief Financial Officer for the Angels after joining the organization in Nov., 2003. His duties include managing the day-to-day finances of the organization. In addition, he and Bill Levine became limited partners with Arte Moreno in an ownership group for the Angels, Dec. 16, 2003.

Prior to his current position, Beverage served as both controller and CFO during his 20-year career in the outdoor advertising industry.

Before he entered the outdoor advertising industry, Beverage was an auditor with Arthur Young after graduating from the University of Alabama with a Bachelor of Science in Accounting.

Bill and his wife have two sons and reside in Phoenix.



JOHN CARPINO **SENIOR VICE PRESIDENT,** **SALES AND MARKETING**

Beginning his fourth season with the Angels, John Carpino serves as the Senior Vice President of Sales and Marketing after his appointment, Dec. 1, 2003. He oversees all aspects of marketing, promotions and ticket sales for the Angels organization.

Carpino began his professional career in the billboard industry, originally with Whiteco Metrocom where he spent four years (1982-85) as an account executive and sales manager in Tucson, AZ and Chicago, IL.

He then joined Arte Moreno at Outdoor Systems billboard company (which became Viacom Outdoor in 2000 and CBS Outdoor in 2005) and spent 18 years in the Phoenix, AZ (1985-95) and Los Angeles (1995-2003) markets. Carpino oversaw \$200 million in

sales for the Western Region.

Carpino, 48, was born in Chicago, Illinois. He is a 1982 graduate of the University of Arizona with a degree in Business Administration. John and his wife Elizabeth have three children and reside in Laguna Beach.

ANGELS

FRONT OFFICE STAFF



BILL STONEMAN **VICE PRESIDENT AND** **GENERAL MANAGER**

Bill Stoneman enters his eighth season as Vice President and General Manager of the Angels after being named the ninth General Manager in club history on Nov. 1, 1999. Stoneman is responsible for the overall baseball operations of the club, including player personnel, scouting and player development. He previously served as Vice President, Baseball Operations for the Montreal Expos, with financial and administrative responsibilities for all baseball operations aspects.

Under Stoneman's administration, the Angels captured a World Series championship in 2002, the franchise's first A.L. West crown in 18 years in 2004 and the club's first-ever back-to-back titles with another division championship in 2005. The Angels have reached the post-season in three of the last five campaigns. Prior to the 2004 season, Stoneman and the Angels landed 2004 AL MVP Vladimir Guerrero and 2005 Cy Young Award winner Bartolo Colon.

As a player, Stoneman pitched for eight seasons in the major leagues, compiling a 54-85 record with 46 complete games, 15 shutouts, five saves and a 4.08 ERA in 245 games (170 starts). He began his professional career in 1966 and appeared in the major leagues with the Chicago Cubs (1967-68), Montreal (1969-73) and California (1974). Stoneman was selected to the 1972 National League All-Star team, pitching two innings at the Mid-Summer Classic in Atlanta.

Stoneman was the 10th selection by Montreal from Chicago in the 1968 expansion draft. While with the Expos, he pitched two no-hitters: against the Philadelphia Phillies at Connie Mack Stadium, April 17, 1969 (7-0 score), and the New York Mets at Jarry Park, Oct. 2, 1972 (7-0 score). The first no-hitter came 10 days after the Expos made their debut. Stoneman enjoyed his best season in 1971 with the Expos, posting a 17-16 mark with 20 complete games and a 3.15 ERA. He also struck out a career best 251 batters. Stoneman had his contract sold to the Angels April 4, 1974, and posted a 1-8 record and 6.14 ERA in 13 games (11 starts) with California, before retiring as a player during that season.

Following his retirement from baseball in 1974, Stoneman joined Royal Trust, a Canadian financial institution, first working in Montreal and then in Toronto. He returned to baseball Nov. 14, 1983, joining the Expos as Assistant to the President. Stoneman was then appointed Vice President, Baseball Administration, Sept. 8, 1984.

A native of Oak Park, IL, and raised in West Covina, CA, Stoneman attended Mount San Antonio Junior College in Walnut, CA. He received a Bachelor of Science (Education) degree from the University of Idaho and a Master's degree in Physical Education from the University of Oklahoma. Stoneman was inducted into the University of Idaho Alumni Hall of Fame in Feb. 1998 and, along with his wife Diane, contributed a scholarship endowment in 2005 to the University for physical education majors.

Stoneman, 62, and his wife Diane reside in Orange and have two grown children, a daughter Jill and son Jeff.

GENERAL MANAGERS OF THE ANGELS

Bill Stoneman	November 1, 1999 - present
Bill Bavasi	January 12, 1994 - October 1, 1999
Whitey Herzog	September 18, 1993 - January 11, 1994
Dan O'Brien	May 1, 1991 - September 17, 1993
Mike Port	September 1, 1984 - April 30, 1991
E.J. "Buzzie" Bavasi	October 24, 1977 - September 1, 1984
Harry Dalton	October 27, 1971 - October 24, 1977
Dick Walsh	October 1, 1968 - October 27, 1971
Fred Haney	December 8, 1960 - October 1, 1968



FRONT OFFICE STAFF



KEN FORSCH **ASSISTANT GENERAL MANAGER**

Ken Forsch begins his 10th campaign as the Angels' Assistant General Manager following his appointment, Feb. 9, 1998. Forsch previously served as the Angels' Director of Player Development for four seasons (1994-97). He is mainly responsible for assisting general manager Bill Stoneman with contract negotiations, player procurement and waiver and rule compliance.

Before joining the Angels in player development, Forsch owned a real estate company in Anaheim and worked extensively with the Angels' Community Relations department.

The right-hander posted a 114-113 career record with a 3.37 ERA and 51 saves in 16 major league seasons (1970-86), appearing in the major leagues with the Astros for 11 seasons (1970-80) and the Angels for five seasons (1981-1986). With Houston, Forsch pitched a no-hitter, April 7, 1979, to defeat the Atlanta Braves (6-0). He joins brother

Bob of the St. Louis Cardinals, as the only brother combo ever to pitch major league no-hitters.

Forsch was named to the N.L. All-Star team in 1976 and the A.L. All-Star Team in 1981 and appeared in the 1980 N.L. Championship Series against Philadelphia. He was traded by the Astros to the Angels, April 1, 1981 (for infielder Dickie Thon).

Originally signed by Houston after being selected in the 18th round of the June 1968 free agent draft, Forsch was first drafted out of high school by the Angels in the June 1966 free agent draft (9th round) but did not sign and instead pitched two seasons (1967-68) for Oregon State University.

Born in Sacramento, CA, Forsch and his wife Jonnye reside in Anaheim Hills and have a daughter (Stephanie) and two grandchildren (Will and Jesse).



GARY SUTHERLAND **SPECIAL ASSISTANT** **TO GENERAL MANAGER**

Gary Sutherland is in his eighth year with the Angels as Special Assistant to the General Manager. Prior to his current position, he served as the Angels' Coordinator of Professional Scouting in 1999. As Special Assistant to the General Manager, his main responsibility is the coordination of professional scouting.

His baseball administrative career started when he joined the San Diego Padres as an area scout in 1980 and 1981. He then moved on to the Cleveland Indians, working as an area scout (1982-84) before becoming a special assignment scout/national cross checker (1985-89). In 1990, he was hired by the Los Angeles Dodgers as a special assignment/major league scout before becoming a Dodgers' advance scout in 1995. From 1996 to 1998, he served as Dodgers' coordinator of Professional Scouting.

Sutherland owns 40 years of professional baseball experience, including 13 seasons as an infielder/outfielder in the major leagues (1966-1978), appearing with Philadelphia (1966-68), Montreal (1969-71), Houston (1972-73), Detroit (1974-76), Milwaukee (1976), San Diego (1977) and St. Louis (1978). He posted a .243 career average with 24 home runs and 239 RBI in 13 seasons.

Sutherland attended the University of Southern California in 1964, batting .363 with seven home runs and 34 RBI in 45 games. He was signed as a free agent by the Phillies, Nov. 6, 1964.

Sutherland and his wife Karen reside in Monrovia, CA, and have three daughters, Jill, Lori and Teri and two granddaughters, Kartie and Mila.

FRONT OFFICE STAFF



TIM MEAD **VICE PRESIDENT, COMMUNICATIONS**

Tim Mead begins his 28th season in the Angels' organization and 10th as Vice President, Communications following his appointment, Feb. 9, 1998. He oversees all media relations, publicity, broadcasting, community relations and publications efforts of the Angels.

Before his appointment as Angels Vice President, Mead spent four seasons as Assistant General Manager (1994-97) under former GM Bill Bavasi.

Mead, 48, began his career with the Angels as an intern in the public relations department in 1980. He was appointed Director of Media Relations in 1985 and later Assistant Vice President of Media Relations in 1991. During his tenure as Director of Media Relations, Mead was twice honored by the Los Angeles/Anaheim Chapter of the BBWAA with the "Good Guy" Award (1985 and 1990). Under his supervision, Mead and his staff have been responsible for the handling of media during the 1986, 2004 and 2005 Angels' post-season appearances, the 1989 All-Star Game and the Angels memorable World Series run in 2002. He has also assisted Major League Baseball at several All-Star Games, League Championship Series and World Series.

In 2007 Tim was honored by the Southern California Sportscasters with the "High 5" Award. Mead was the recipient of the 2000 Robert O. Fishel Award for PR excellence, which recognizes the "active non-uniformed representative of Major League Baseball whose ethics, character, dedication, service, professionalism and humanitarian efforts best represent the standards propounded by Robert O. Fishel" (longtime baseball executive). He was also honored in May 2005 with the first Distinguished Alumnus Award for Athletics by his alma mater Cal Poly Pomona.

In April 2002, Mead took part in the Joint Civilian Orientation Conference (JCOC) designed by the Department of Defense. He was one of 60 civilians chosen by the Pentagon to attend the conference, traveling to the Pentagon, Norfolk Naval Air Station in VA; Sheppard Air Force Base, Sheppard, Texas; Fort Bragg and Camp Lejeune, NC and Offutt Air Force Base in Omaha, Nebraska to see the United States Strategic Command Center. The trip featured briefings and meetings with key military generals, admirals and enlisted men and women from each branch of the service. The trip is designed to present a clearer picture and understanding of the military to civic and community leaders across the country.

The Athens, Greece, native is a 1980 graduate of Cal Poly Pomona with a Bachelor of Science degree in Communications. Mead is a Member of the Board of Directors for the Orange County Sports Youth Association and assists other charitable groups such as Amigos de los Niños and Second Harvest Food Bank of Orange County. Mead also serves on the advisory committee for the Sports Management Program at Long Beach State and the Dean's Advisory Board for the College of Communications at Cal State Fullerton. He and his wife Carole have one son, Brandon, and reside in Diamond Bar.



MOLLY TAYLOR **VICE PRESIDENT,** **FINANCE AND ADMINISTRATION**

Molly Taylor begins her seventh season with the Angels and fourth as Vice President, Finance and Administration after her promotion, Nov. 14, 2003. Prior to her promotion, she spent three years as the Director of Finance for both the Angels and Mighty Ducks of Anaheim.

Taylor oversees the financial operation of the Angels, including budgeting, accounting, planning, ticketing and payroll. She is also responsible for the office administration of the organization, including human resources and information services.

Before joining the Angels organization in 2000, Taylor spent 11 years working for the Atlantic Richfield Company (ARCO). She spent six years (1989-94) at Arco Alaska in Anchorage, serving as an Inventory Accountant, Financial Analyst and Electronic Commerce Manager. In 1994, Taylor was transferred to Arco Corporate in Los Angeles where she worked as an Internal Control Advisor and Project Manager. She then was promoted in 1996 to the Arco Products Company, where she served as Financial Manager and Strategic Planning Senior Consultant.

Taylor began her professional career in 1988 as an auditor for the Arthur Anderson Company in Boston, MA.

Taylor is a 1988 graduate of Holy Cross with a Bachelor of Arts degree in Economics/Accounting. In 1999, she graduated from the Anderson School at UCLA with a Masters degree in Business Administration. She and her husband Burt Jolly reside in Anaheim Hills.



FRONT OFFICE STAFF



EDDIE BANE **DIRECTOR OF SCOUTING**

Eddie Bane begins his fourth campaign as Director of Scouting for the Angels after his appointment, Oct. 3, 2003. He oversees the scouting of amateur and minor league players as well as the signing of domestic amateur players and international players. Under his direction, Angels scouts have been responsible for drafting and signing highly-regarded Angels prospects such as Jered Weaver, Kendry Morales, Nick Adenhardt, Stephen Marek and Hank Conger.

Bane came to the Angels after serving two years as a special assistant to former Tampa Bay General Manager Chuck Lamar.

Before joining the Devil Rays, he spent 11 years (1988-1998) as a national cross-checker and major league scout for the Los Angeles Dodgers. Following his eight-year professional playing career, he served as a pitching coach for the Los Angeles Dodgers' rookie-level Lethbridge in 1983. He then worked for the Cleveland Indians, serving as the manager for short-season A Batavia for two seasons (1984-85) and as a cross-checker/scout (1984-87).

Bane, 55, was selected by the Minnesota Twins in the first round (11th pick) of the 1973 free agent draft as a left-handed pitcher. He appeared in the major leagues with the Twins for three seasons (1973, 1975-76) and became the 16th player to begin his professional career at the major league level with a July 4, 1973, major league debut. In 44 major league appearances (25 starts), Bane was 7-13 with two saves and a 4.66 ERA.

Before signing with the Twins, Bane was an All American pitcher at Arizona State University (1972-73), where he went 40-4 with a 1.64 ERA in this three-year career (1971-73). He still holds the Sun Devils career strikeout record with 505 and is the only ASU pitcher to throw a perfect game.

The Chicago, IL, native attended Westminster (CA) High School. Bane and his wife Cindy have four children: Jaymie, Kacey, Corey and Veronica. Son Jaymie was drafted by the Angels in the 20th round of the 1997 free agent draft, spending two seasons in the Angels farm system, and is now a scout for the Boston Red Sox.



TONY REAGINS **DIRECTOR OF PLAYER DEVELOPMENT**

Tony Reagins begins his 16th season with the organization and sixth as Director of Player Development. Before his appointment, he served four years as Manager of Baseball Operations. He is chiefly responsible for the club's minor league system, which features seven minor league affiliates, including a club in San Pedro de Macoris, Dominican Republic.

Reagins' first season saw six rookies on the 2002 World Championship team after not having one rookie on the roster coming out of spring training. Those rookies were Brendan Donnelly, Chone Figgins, Jose Molina, Francisco Rodriguez, John Lackey and Scot Shields.

Under his direction, the Angels' farm system has developed a number of Angels' current 40-man roster players including Jose Arredondo, Erick Aybar, Matt Brown, Terry Evans, Nick Gorneault, Howie Kendrick, Casey Kotchman, Greg Jones, John Lackey, Jeff Mathis, Dallas McPherson, Kendry Morales, Tommy Murphy, Mike Napoli, Robb Quinlan, Francisco Rodriguez, Ervin Santana, Reggie Willits, Bobby Wilson, Joe Saunders, Steven Shell and Jered Weaver.

A native of Indio, CA Reagins began his career with the Angels in the area of Baseball Operations and Marketing in 1992. Reagins then served in various marketing advertising sales capacities from 1993 until returning to Baseball Operations on April 1, 1998.

Reagins 40, graduated from California State University, Fullerton in 1991 with a bachelor degree in Marketing. He resides in Fullerton with wife Colleen and daughter Kennedy.



ABE FLORES **MANAGER, BASEBALL OPERATIONS**

Abe Flores starts his sixth season with the Angels as Manager of Baseball Operations after his appointment, Nov. 20, 2001. He handles all administrative duties relating to scouting and player development and works closely with the scouting and player development directors on all minor league affiliates and player personnel matters.

The Panorama City, CA, native spent the previous nine years (1992-2000) as an area scout in Southern California and Mexico for the Colorado Rockies. Before joining Colorado, he worked three seasons (1990-92) as an assistant coach at the University of Southern California, one season (1989) as a graduate assistant coach at the University of Arkansas, which went on to finish fifth at the College

World Series, and two seasons (1987-88) as an assistant at American River College in Sacramento, CA. In the summers of 1989-90, he coached the Orleans Cardinals in the Cape Cod League, and in 1991 he coached the Anchorage Glacier Pilots in the Alaska College League.

Flores earned a bachelor's degree in social science with a physical education minor at Cal State Sacramento in 1988 and later obtained a master's degree in sports management from the University of Arkansas in 1989. A first baseman-outfielder, he played two seasons (1985-86) at Sacramento after playing two seasons (1983-84) at Los Angeles Valley College.

Flores, 43, and his wife, Leslie, reside in Huntington Beach.

TRAINING STAFF



NED BERGERT **HEAD ATHLETIC TRAINER**

Ned Bergert enters his 33rd season in the Angels organization and 17th as head athletic trainer. He joined the Angels staff as an assistant trainer in 1979 after beginning his professional career in 1975 as the athletic trainer for the Angels' Quad Cities minor league affiliate in Davenport, IA.

In May 2005, Bergert was chosen to receive the prestigious "Athletic Trainers Service Award" by the National Athletic Trainers Association (NATA). The national award is given to "athletic trainers that have achieved a degree of excellence in their field profession both on and off the field." In 1998 and 2006, he was honored with the "Special Recognition Award" from the Far West Athletic Trainers Association.

Bergert and fellow Angels athletic trainer Rick Smith also received the Major League Baseball Athletic Training Staff of the Year award for the 1998 season. The Angels staff was the 10th selected by members of the Professional Baseball Athletic Trainers Society (PBATS).

The Davenport, IA native is a certified member of the National Athletic Trainers Association and the California Athletic Trainers Association. Bergert has served as the American League Representative for the PBATS Executive Committee. He coordinates quarterly PBATS Newsletters featuring stories related to health care in professional baseball and has been instrumental in PBATS campaign to educate the public on the dangers of spit tobacco.

Bergert has been a member of Cal Poly Pomona Faculty, lecturing for the Department of Kinesiology and Health Promotions, specializing in Athletic Training Therapy and Modalities. He also serves on the NATA Grants and Scholarship Committee and is actively involved with the Boy Scouts of America (sons Chad and Scott are both Eagle Scouts).

In addition to his involvement with many committees, Bergert has worked several years with the Orange County Chapter of the American Cancer Society, campaigning against smokeless tobacco. He was instrumental in developing a nationwide smokeless tobacco curriculum for grades kindergarten through 12.

Bergert, 52, served as the American League athletic trainer for the Major League All-Star Game in 1992 and 2002 and was the athletic trainer for the MLB All-Star Team that toured Japan during the 2004 Off-season. During the winter of 1997 represented PBATS in Japan lecturing in Kobe on baseball related injuries to several athletic and physician's groups.

He received his Bachelor of Arts degree in Adaptive Physical Education at St. Ambrose College in 1979 and was inducted into the St. Ambrose Hall of Fame in 1992. In 2006, he earned a Masters of Science degree in Rehabilitative Science from California (PA) University. Bergert and his wife Sandy have two sons, Chad and Scott and reside in Yorba Linda.



RICK SMITH **ATHLETIC TRAINER**

Beginning his 30th season as athletic trainer for the Angels, Rick Smith previously served as the head athletic trainer for the El Paso Diablos, an Angels' double-A affiliate, before moving to the major leagues in 1978. On Aug. 3, 2002, he was honored in a pre-game ceremony for his 25 years of service with the Angels, along with team medical director, Dr. Lewis Yocum.

Smith was a student athletic trainer for the University of Texas-El Paso athletic teams from 1971 until graduating in 1975. He is a Member of the National Athletic Trainers' Association and the California and Texas State Trainers Associations.

The El Paso, TX native served as an American League athletic trainer for the Major League All-Star games in 1984, 1989 and 1997. Along with fellow Angels athletic trainer Ned Bergert, the pair was named the Major League Athletic Training Staff of the Year for the 1998 season. The award, given yearly since 1989, is voted on by the Professional Baseball Athletic Trainers Society (PBATS).

Smith, 53, and his wife Janell have one son, Karcher, and reside in Santa Ana.



TRAINING STAFF



ADAM NEVALA **ASSISTANT ATHLETIC TRAINER**

A member of the Angels' organization since 1998, Adam Nevala begins his third season as a major league Assistant Athletic Trainer. He spent the previous six seasons as head athletic trainer for various Angels' affiliates, including triple-A Salt Lake in 2003-2004, double-A Arkansas in 2002, single-A Rancho Cucamonga in 2001, single-A Lake Elsinore in 2000, and single-A Cedar Rapids in 1999. Prior to joining Cedar Rapids, Nevala served as the assistant athletic trainer and clubhouse manager for the Angels' rookie-level Butte Copper Kings in 1998.

The Virginia, MN, native is a member of the Professional Baseball Athletic Trainer's Society (PBATS). Nevala attended Arizona State University, receiving his degree in Exercise Science and

Physical Education in 1997.

The 31-year-old Nevala (pronounced "NEV-uh-luh") is single.



BRIAN GRAPES **STRENGTH & CONDITIONING SPECIALIST**

Brian Grapes begins his 10th season in the Angels' organization and ninth as the Angels' Major League Strength and Conditioning Specialist. He previously served as the Minor League Strength and Conditioning Coordinator for the Angels from October 1997 until his current appointment in November 1998.

Before joining the Angels organization, Grapes served as a strength and conditioning intern for the Detroit Tigers during spring training of 1996 and the Cleveland Indians during extended spring training in 1996.

Grapes earned a degree in Exercise Science from the University of Wisconsin-Lacrosse in 1996, while earning all-conference awards his junior and senior seasons for the Eagles baseball team.

The West Union, IA, native is a Member of the National Strength and Conditioning Association and is a Certified Strength and Conditioning Specialist (C.S.C.S.).

Grapes, 34, is single and resides in Costa Mesa.



MEDICAL STAFF



DR. LEWIS YOCUM **TEAM ORTHOPEDIST**

Entering his 30th season as Team Orthopedist with the Angels, Dr. Lewis Yocum is a senior associate at the Kerlan-Jobe Orthopedic Clinic in Los Angeles and is also a past President of the medical staff of Centinela Hospital Medical Center in Inglewood, CA.

The Chicago, IL, native received his Bachelor of Science degree from Western Illinois University in 1969 and his M.D. degree from the University of Illinois in 1973. Yocum served his Surgery Internship (1973-74) and Residency in Orthopedic Surgery (1974-77) at McGaw Medical Center at Northwestern University. He served his Fellowship in Sports Medicine at the Kerlan Jobe Orthopedic Clinic in 1977.

Yocum currently is involved in the following professional associations: Clinical Assistant professor, University of Southern California; Assistant Medical Director, PGA & Senior PGA Tours; Chairman of Annual Baseball Medicine Symposium; Member of the American Orthopedic Society Sports Medicine; Shoulder and Elbow Society and the Arthroscopy Association of America.

He also served as President of the Association of Professional Baseball Physicians in 1984 and was selected as the team physician for the Major League All-Star Baseball Team that toured Japan in October 1993. On Aug. 3, 2002, he was honored in a pre-game ceremony for his 25 years of service with the Angels, along with team athletic trainer Rick Smith.



DR. CRAIG MILHOUSE **TEAM PHYSICIAN**

Beginning his 13th season as Team Physician with the Angels, Dr. Craig Milhouse serves in the same capacity with the Mighty Ducks of Anaheim and the Fullerton Junior College Athletic department.

Milhouse's current professional duties also include his private practice in Internal Medicine and Athletic Medicine in Anaheim, CA and role as Medical Consultant for the Arrowhead Pond of Anaheim. He previously served for 10 years at the Kerlan-Jobe Orthopedic Clinic in Anaheim, CA.

A native of Detroit, MI, Milhouse received his Bachelor of Science degree from the University of Michigan in 1976 and Medical Degree from Wayne State University School of Medicine in 1980. He completed his Medicine/Surgery Internship at St. John's Hospital in Detroit, MI (1980-81) and his Internal Medicine Residency at Huntington Memorial Hospital in Pasadena, CA (1981-84). Milhouse served his Sports Medicine Fellowship at Kerlan-Jobe Orthopedic Clinic in Inglewood, CA (1990-91) and received his Board Certification in Internal Medicine in 1984.

Milhouse, 52, has worked as Team Physician for the Los Angeles Rams (1993-95), the University of Southern California (1988-93), Occidental College (1992-93), Anaheim Bullfrogs, Anaheim Piranhas and Anaheim Splash. In 2003, Milhouse served as the Medical Director for the World Gymnastics Championships and has been a voluntary member of the Tournament of Roses for the past 20 years. He and wife Pamela have two sons, Jonathan and Alex. The family resides in Yorba Linda.



DR. ORR LIMPISVASTI **ORTHOPEDIC CONSULTANT**

Dr. Orr Limpisvasti begins his third season as an Orthopedic Consultant for Angels Baseball. He is an orthopedic surgeon and sports medicine specialist at the Kerlan-Jobe Orthopedic Clinic (Anaheim and Los Angeles). He also serves as an assistant team physician for the Los Angeles Kings, Anaheim Ducks, Los Angeles Galaxy and Los Angeles Lakers.

Dr. Limpisvasti earned a Bachelor of Science degree from the University of California Irvine in 1994 and his Doctor of Medicine degree from the University of Rochester (NY) School of Medicine and Dentistry in 1998. He completed his General Surgery Internship and Orthopedic Surgery Residency at the University of Hawaii (1998-2003) and his Sports Medicine Fellowship at the Kerlan-Jobe Orthopedic Clinic in 2004.

Dr. Limpisvasti is a member in the following professional associations: the American Academy of Orthopedic Surgeons, the Arthroscopy Association of North America and the American Orthopedic Society for Sports Medicine.



CLUBHOUSE STAFF



KEN HIGDON **EQUIPMENT MANAGER**

Entering his 30th season in professional baseball and 15th with the Angels, Ken Higdon serves as the Angels Equipment Manager. He is responsible for the purchase and maintenance of equipment, supplies and uniforms for the Angels, while attending to the day-to-day needs of the Angels' players.

The Seattle, WA native began his career with the Angels in 1987 as the equipment manager for the Angels' minor league affiliate in Mesa, AZ. Higdon was then appointed equipment manager for the Angels prior to the 1994 season. He began his career in baseball in 1978 as the equipment manager of the Tacoma Tigers, then a triple-A affiliate of the Oakland Athletics.

Higdon, 44, resides in Irvine.



BRIAN "BUBBA" HARKINS **VISITING CLUBHOUSE MANAGER**

Beginning his 18th season as Visiting Clubhouse Manager, Brian Harkins oversees the clubhouse and equipment needs for all Angels' opponents at Angel Stadium. He began his career with the organization as a batboy for three seasons (1981-1983).

The Anaheim, CA native returned to the Angels in 1986 as a clubhouse attendant. Harkins was promoted to Assistant Visiting Clubhouse Manager and Umpires' Room Attendant in 1988. He was then appointed Visiting Clubhouse Manager in 1990. Harkins was named the Visiting Clubhouse Manager of the Year by Major League Equipment Managers in 2005.

Harkins, 41, and his wife Cathy have two daughters, Hayley and Hannah, and a son, Hayden. The family resides in Placentia.



KEITH TARTER **ASSISTANT EQUIPMENT MANAGER**

Tarter begins his 17th season in the Angels' organization and 13th as the assistant equipment manager. He first joined the organization in 1991, serving as an Angels' batboy for three seasons (1991-93). Tarter was promoted to the clubhouse staff in 1994 before assuming his current role in 1995.

An Anaheim, CA, native, Tarter graduated from Katella High School. He also attended Rancho Santiago Community College in Santa Ana, CA, before studying landscape design at Fullerton (CA) Community College.

Tarter and his wife Lisa reside in Corona.



SCOTT SMITH **UMPIRES' ROOM ATTENDANT**

In his 17th season with the Angels, Smith begins his eighth season as the umpires' room attendant. He is responsible for overseeing the umpires' room at Angels Stadium and maintaining all umpire equipment and gear. He also assists in the visiting clubhouse.

Smith joined the Angels in 1991, serving as a batboy for six seasons (1991-96). In 1997, he was promoted to the visiting clubhouse staff prior to taking over as the umpires' room attendant in 2000.

A native of Anaheim, CA, Smith graduated from Loara High School in 1991. He earned an A.A. degree from Cypress (CA) Community College in 1994.

Smith resides in Lake Elsinore with his wife Hope and sons Jackson and Brody.

ANGELS STAFF

FRONT OFFICE



ALEX ALLPER
Promotions
Representative



MANNY ALMARAZ
Event Manager, Ballpark
Operations



ROBERT ALVARADO
Director, Marketing &
Ticket Sales



JOSE ANDRADE
Security Host



NATHAN ANDRES
Human Resources
Generalist



LIDIA ARGOMANIZ
Human Resources
Generalist



MATT ARTIN
Media/Advertising
Representative



LARRY BABCOCK
Communications & Media
Relations Manager



CHANTELLE BALL
Travel Account Manager



MATT BENNETT
Manager, Community
Relations



LINDSAY BRYs
Suite Services
Representative



SHEILA BRAZELTON
Ticket Operations Manager



BILL BROWN
Custodial Supervisor



KEVIN BROWN
Skilled Craft Worker



PETER BULL
Manager, Entertainment



PATRICK BYRNES
Electrician



MONICA CAMPANIS
Administrative Assistant,
Marketing



HEATHER CAPIZZI
Entertainment
Coordinator



DAN CARNAHAN
Ticket & Suite Account
Executive



BOB CASTILLO
Producer, Video &
Scoreboard Operations



**PEDRO DEL
CASTILLO**
Office Assistant



AL CASTRO
Manager, Information
Services



RUBINA CEJA
Custodial Supervisor



ALEJANDRO CERVANTES
Skilled Craft Worker



CALVIN CHING
Event Manager, Ballpark
Operations



ANGELS STAFF

FRONT OFFICE



DAVID CHUBAK
Electrician



LINDA CHUBAK
Accounting Assistant



MICHAEL CLARK
Groundskeeper



KEITH CLEARY
Manager, Security



DAVID COHEN
Risk Insurance Manager



PENNIE CONTOS
Corporate Account Executive



TOM DETEMPLE
Telemarketing Supervisor



MARIA DINH
Sr. Sponsorship Services Coordinator



CARLA ENRIQUEZ
Group Sales Account Executive



NEIL FARISS
Sr. Network Engineer



CRIS FISHER
Controller



LINDA FITZGERALD
Assistant Manager, Facility Services



JOE FURMANSKI
Corporate Account Executive



PRESTON GOMEZ
Special Assistant to General Manager



MIKE GULLO
Corporate Radio Account Executive



JUSTIN HALLENBECK
Sponsorship Services Coordinator



JACK HALSTEAD
Lead, Facility Maintenance



JAMES HASKINS
Security Host



TORY HERNANDEZ
Player Performance Analyst



CLANCY HOLLIGAN
Ticketing Representative



JENNIFER HOYER
Administrative Assistant, Communications



ERIC KAY
Communications Manager



TRACIE KEY
Benefits Coordinator



MIKE KIRBY
Ticket & Suite Account Executive



GREG LAESCH
Groundskeeper Lead

ANGELS STAFF

FRONT OFFICE



LORELEI LARGEY
Accountant



BRYAN LAWRENCE
Ticket & Suite Account Executive



PAT LISSY
Administrative Assistant, Sales



ELAINE LOMBARDI
Special Events Representative



BARNEY LOPAS
Field/Ground Maintenance Manager



DIEGO LOPEZ
Sr. Video Coordinator



MARK MACIAS
Security Host



SAM MAIDA
Director, Ballpark Operations



NANCY MAZMANIAN
Director, Communications



LINDSAY MCHOLM
Community Relations Coordinator



RICHARD MCCLEMMY
Director, Corporate Sales



MIKE MCKAY
Director, Facility Services



MICHAEL MEANS
Corporate Account Executive



ALISA MORENO
Administrative Assistant, Marketing



RUBEN MONTANO
Video Coordinator



CYNDI NGUYEN
Ticketing Representative



BARBARA OCHOA
Corporate Account Executive



JACKIE PERKINS
Sponsorship Services Coordinator



SUZANNE PETERS
Purchasing Assistant



JOSEPH PINELL
Group Sales Account Executive



JENNY PRICE
Director, Human Resources



ERNIE PRUKNER
Sales and Marketing Representative



ANGEL RODRIGUEZ
Sr. Group Sales Account Executive



KEVIN ROELL
HVAC Technician



BOB ROSS
Electrician Lead

ANGELS STAFF

FRONT OFFICE



KEITH ROWE
Ticket & Suite Account Executive



CESAR SANCHEZ
Sponsorship Services Manager



SANDY SANFORD
Receptionist



RICHARD SCHILPP
Security Host



TERRI SHAMBAUGH
Administrative Assistant,
Player Development



PARAMJIT SINGH
Application Support Specialist



MARCELINO SOTO
Custodial Supervisor



RON SPARKS
Purchasing Manager



DAVID TAMBLYN
Maintenance Supervisor



TOM TAYLOR
Traveling Secretary



CHRIS TITCHENAL
Administrative Assistant,
Trainers



DAVID TSURUDA
Associate Producer Video
& Scoreboard Operations



DAVID TUNSTALL
Maintenance Painter



RICK TURNER
Corporate Account Executive



KEIMPE VANDERWALL
Maintenance Painter



MARGIE WALSH
Receptionist



DOUG WARD
Publications Manager



SABRINA WARNER
Corporate Account Executive



KIM WEAVER
Ticketing Representative



SUSAN WEISS
Assistant Ticketing Manager



RENEE YOON
Accountant



DAVID YUN
Sr. Customer Support Analyst

NOT PICTURED: JEFF LEE, KYLIE MCMANUS, RYAN VANCE



FREE AGENT & INTERNATIONAL SCOUTS



GEORGE BIRON



ARNOLD BRAITHWAITE



JIM BRYANT



JOHN BURDEN



TIM CORCORAN



CLAY DANIEL



BOBBY DEJARDIN



DEMETRIUS FIGGINS



JOHN GRACIO



FELIPE GUTIERREZ



KEVIN HAM



CASEY HARVIE



STEVE HERNANDEZ



WILLIAM "Bo" HUGHES



TOM KOTCHMAN



JEFF MALINOFF



RON MARIGNY



CHRIS MCALPIN



ALEX MESSIER



GREG MORHARDT



JOEL MURRIE



LEO PEREZ



BILL PINTARD



DAN RADCLIFF



SCOTT RICHARDSON



JEFF SCHOLZEN



MIKE SILVESTRI



ROB WILFONG



RIC WILSON

NOT PICTURED: CHARLIE KIM, CARLOS PORTE, DENNIS SUAREZ, RAMON VALENZUELA, GRANT WEIR

THE NICK KAMZIC AWARD – SCOUT OF THE YEAR

The Nick Kamzic Award is given annually to the Angels' scout who epitomizes the dedication, perseverance and excellence demonstrated by the award's namesake. Nick Kamzic, a Chicago-based scout in the Angels' organization for 39 seasons, joined the franchise in its initial 1961 season (he proudly called himself "Mr. Autry's first hire") and continued scouting for the Angels through the 1999 season. Named the National Scout of the Year (Midwest) in 1996, he passed away from heart failure, Dec. 12, 2000, one week before his 82nd birthday. Like the many hard-working and dedicated scouts who proudly represent baseball throughout the nation, the following individuals demonstrate those special qualities that have earned them recognition as the Angels' Scout of the Year:

1996 — Moose Stubing
 1997 — Darrell Miller
 1998 — Tony LaCava
 1999 — Tom Burns

2000 — Tim Corcoran
 2001 — Marc Russo/Leo Perez
 2002 — Kevin Ham
 2003 — Clay Daniel/Rich Schlenker

2004 — Mike Silvestri/Dale Sutherland
 2005 — Ron Marigny/Brad Sloan
 2006 — Jack Uhey/Jeff Schugel



ANGELS SCOUTING STAFF

AMATEUR SCOUTING STAFF

EDDIE BANE, DIRECTOR OF SCOUTING

ABE FLORES, MANAGER OF BASEBALL OPERATIONS

Free Agent Scouts

Arnold Brathwaite	North Texas-Oklahoma
Jim Bryant	Alabama-Mississippi
John Burden	Indiana-Ohio-Kentucky-East Tennessee
Tim Corcoran	Southern California
Clay Daniel	International Supervisor
Bobby DeJardin	Southern & Central California-Hawaii
Demetrius Figgins	South Florida
John Gracio	Arizona
Kevin Ham	South Texas-Louisiana
Casey Harvie	Pacific Northwest-Rocky Mountain States-Dakotas
William "Bo" Hughes	Western Supervisor
Tom Kotchman	North & Central Florida
Jeff Malinoff	National Crosschecker
Ron Marigny	Midwest Supervisor
Chris McAlpin	Georgia & Carolinas
Greg Morhardt	Northeastern States (ME, NH, VT, MA, CT, RI, NY, NJ)
Joel Murrie	Upper Midwest (MI, MN, WI, IA, IL, MO)
Dan Radcliffe	Mid-Atlantic States (PA, DE, MD, VA, WV)
Scott Richardson	Northern California-Northern Nevada
Jeff Scholzen	Utah-Colorado-New Mexico-So. Nevada
Mike Silvestri	Eastern Supervisor
Rob Wilfong	Southern California (San Fernando Valley)
Ric Wilson	National Crosschecker

Territory

International

Felipe Gutierrez	Mexico
Charlie Kim	Korea
Alex Messier	Canada
Leo Perez	Dominican Republic
Carlos Porte	Venezuela
Dennys Suarez	Venezuela
Ramon Valenzuela	Dominican Republic
Grant Weir	Australia

Territory

PROFESSIONAL SCOUTING STAFF

GARY SUTHERLAND, SPECIAL ASSISTANT TO GM

Major Leagues/Professional Scouts

Marc Russo	Clearwater, FL
Rich Schlenker	Walnut Creek, CA
Jeff Schugel	Denver, CO
Brad Sloan	Brimfield, IL
Dale Sutherland	La Crescenta, CA

Hometown

MAJOR LEAGUE SCOUTS



MARC RUSSO



RICH SCHLENKER




JEFF SCHUGEL



BRAD SLOAN



DALE SUTHERLAND



UNDER THE HALO



The 2007 Major League Baseball season marks the 15th year of Angels baseball on FSN WEST. FSN WEST is the home of "Angels Live", the only regularly scheduled sports program devoted exclusively to the Los Angeles Angels of Anaheim. Originating live from Angels Stadium and on the road, "Angels Live" provides unmatched access to the Los Angeles Angels of Anaheim. Featuring a 30-minute pre-game show and full post-game coverage for events on FSN WEST, "Angels Live" is a true extension of the game. Some of the top analysts in Major League Baseball - including Mark Gubicza - go beyond the highlight reel to share fresh insight on the performances of the night, before the dugout clears out. Led by Bill

Macdonald and featuring Jose Mota, the FSN WEST reporting team members are everywhere at once, delivering the stories of the game as told by the playmakers themselves. Connected, original, fast-paced and fun, "Angels Live" on FSN WEST keeps Angels fans entertained and informed.

In 2006, FSN WEST was recognized for its outstanding regional sports coverage and original local programming. At the 58th Annual Los Angeles Area Emmy Awards, FSN WEST and FSN PRIME TICKET received a total of 14 nominations in nine categories. The sister networks swept two categories by taking all three nominations within the Sports Series category and both nominations within the Live Sports Coverage category, which included Angels game telecasts on FSN WEST. A total of four L.A. Emmys were awarded to FSN WEST and FSN PRIME TICKET for outstanding work in the following categories: Sports Series, Live Sports Coverage, Sports Feature and Outstanding Sports Reporting.

In addition to the Angels, FSN West is the home of the Los Angeles Lakers, Los Angeles Kings and Los Angeles Galaxy. Team-specific and locally-produced "Live" and "Insider" programming concepts air on FSN WEST. Event coverage and programming of boxing, poker, billiards, outdoor sports, and more, as well as FSN originals such as "Best Damn Sports Show Period", "CMI: The Chris Myers Interview", "Beyond the Glory", "The Sports List", "Totally Football" and "Sunday Night Fights" call FSN West home.

Together, FSN WEST and FSN PRIME TICKET present more live, local sports programming than any other network or broadcast system in the market. FSN WEST provides 24-hour sports programming to more than 6.7 million subscribers in Southern California, Nevada and Hawaii; FSN PRIME TICKET reaches 5.8 million subscribers. FSN PRIME TICKET produces over 400 live sporting events and over 3,400 hours of original programming each year. The networks combine to produce over 700 live sporting events and telecast 5,000 hours of original programming every year. For complete national and regional sports news, provocative opinions, telecast schedules and updated statistics, log-on to www.foxsports.com.

ANGEL STADIUM GROUND RULES

- Ball striking any forward-facing green padded dugout or photographer well railing is considered a live ball.
- Ball going in, through or over any dugout photographer well is considered dead.
 1. Pitched ball is one (1) base.
 2. Thrown ball is two (2) bases.
- Ball striking guy-wires that support the backstop is considered dead.
 1. Batted ball is dead.
 2. Pitched ball is one (1) base.
 3. Thrown ball is two (2) bases.
- Foul poles and attached screen (yellow) are in fair territory. Ball striking either the pole or attached screen is a home run.
- Batted ball in fair territory getting stuck under the tarp, or field wall pads, is considered dead.
 1. Dead ball, two (2) bases.

TV & RADIO INFORMATION

710 ESPN EXPERIENCE SPORTS

710 ESPN is dedicated to serving the sports fans of Southern California as the play-by-play home of The Los Angeles Angels of Anaheim, USC Football and Basketball, The Los Angeles Clippers, The NBA Finals, The MLB Playoffs, The World Series, and The BCS Championship.

710 ESPN's daily line up of personalities includes the Herd with Colin Cowherd (6a-10a), The Dan Patrick Show (10a-1p), the D'Marco Farr Show with Kevin Kiley (1p-3p), The Big Show with Steve Mason & John Ireland (3p-7p). 710 ESPN is the only station in Southern California with the World Wide resources of ESPN and SportsCenter every 20 minutes. Experience Sports. Southern California's 710 ESPN.

AM 830

AM 830 complements Angels Baseball with other exciting Spanish-language sports programming such as the play-by-play of the Los Angeles Galaxy and USC Trojans' Football. On AM 830, Southern California sports fans are kept up-to-date on all the latest scores, trades and news from all their favorite sports in addition to host commentary and listener interaction.

710 ESPN enters its sixth year as the radio flagship station of the Los Angeles Angels of Anaheim. The play-by-play broadcast team of Rory Markas and Terry Smith returns in 2007. Markas will host the first half hour of "Baseball Today/Tonight" one hour before every game (heard exclusively on 710 ESPN), while Smith will host the second half hour (heard on the entire Angels Network) and take listener calls on "Angel Talk" following every game exclusively on 710 ESPN. A daily Angels podcast will be available for download at www.710ESPN.com and 710 ESPN's Angels Insider Report can be heard three times each day at 6:15am, 10:15am, and 6:15pm.

AM 830 KLAA is proud to be the Spanish-language play-by-play home of the Los Angeles Angels of Anaheim again this season. Jose Mota and Amaury Pi-Gonzalez will deliver the exciting play-by-play action of Angels Baseball to the Southern California Hispanic fans. AM 830 has one of the most powerful radio signals in the country and can be heard throughout all of Southern California. It is the nation's largest Spanish-language AM signal.



**LEGENDARY ANGELS BROADCASTER
DICK ENBERG**

ANGELS BASEBALL 2007 RADIO NETWORK

ENGLISH FLAGSHIP STATION

710 ESPN
3321 South La Cienega Blvd.
Los Angeles, CA 90016
(877) 552-ESPN
(310) 558-7692 - Hotline

SPANISH FLAGSHIP STATION

AM 830 KLAA
15301 Ventura Blvd., Suite 200 D
Sherman Oaks, CA 91403
(818) 528-2050

2007 RADIO AFFILIATES

LOCATION	CALL LETTERS	FREQUENCY
Ontario, CA	KSPA	1510 AM
Palm Springs, CA	KGAM	1450 AM
San Diego, Ca	XFPN	800 AM
Ridgecrest, CA	KWDJ	1360 AM
Ely, NV	KELY	1230 AM

UNDER THE HALO

TV & RADIO INFORMATION



STEVE PHYSIOC TELEVISION PLAY-BY-PLAY

Steve Physioc returns for his 11th season as the television play-by-play voice of Angels baseball on FOX Sports Net West and KCOP. Prior to joining the Angels telecasts, Physioc served as the play-by-play announcer for a number of teams and sports.

Physioc began his major league play-by-play announcing career in 1983, broadcasting Cincinnati Bengals football and Cincinnati Reds baseball games for WLWT-TV until 1987. He then served as the San Francisco Giants announcer for KTVU-TV from 1987-88, followed by work for ESPN (1989-95), announcing Major League Baseball, college basketball, baseball and Big Ten football. In 1995, he announced San Diego Padres games and PAC-10 football games for FOX Sports West. Additionally, Physioc served as the radio voice of Kansas State football and basketball (1979-1982), was television voice for Fresno State football and basketball (1987-94); announced college basketball and football at Stanford (1992-95) and handled play-by-play duties for the 1993 Pigskin Classic.

Physioc's previous experience also includes radio play-by-play for the NBA's Golden State Warriors (1989-90), television play-by-play for Warriors games (1990-91) and the Vancouver Grizzlies during their inaugural season (1995-96) in the NBA. In addition, Physioc served as sports anchor for WIBW-TV (1979-83) in Topeka, KS, was the sports director at WLWT-TV from (1983-87) and sports director and anchor for KTVU-TV (1987-89) in Oakland, CA.

During the winter, Physioc broadcasts PAC-10 basketball games for FOX Sports West. Physioc also supports Paul McNeff's Kidsingers, Christian Children's Fund, the Special Olympics and "Team Up for Down Syndrome". A graduate of Kansas State University (1977), he and his wife Stacey make their home in Trabuco Canyon with their daughter Ryan and son Kevin.



REX HUDLER TELEVISION COLOR ANALYST

Rex Hudler enters his ninth season alongside Steve Physioc as the Angels' baseball analyst on FOX Sports Net and KCOP. A veteran of 30 years in professional baseball, 21 as a player, Hudler, nicknamed "Wonder Dog" during his playing career, played three seasons as a fan favorite for the Angels (1994-96) as an infielder and outfielder. In his final season with the club, Hudler recorded a .311 average and career-high 16 home runs in 92 games.

During his professional career (1978-1998), Hudler played for 18 different teams, including a 1993 stint in Japan. In 774 career major league games, Hudler registered a .261 average with 56 home runs and 169 RBI. His minor league career consisted of 1,083 games.

A native of Tempe, AZ and a 1978 graduate of Bullard High School (Fresno, CA), Hudler played baseball, basketball, soccer and football, earning first-team All-America honors as a wide receiver. He was a 1999 inductee into the Fresno Athletic Hall of Fame. His talent landed him 25 football scholarship offers and upon which he signed a letter of intent to play at Notre Dame.

Hudler is an award winning broadcaster who began his broadcasting career as a special correspondent for "Good Morning America" during the 1997 playoffs, World Series and 1998 Super Bowl. He was honored as the 2003 and 2005 Television Color analyst by the Southern California Sports Broadcasters for his work on Angels broadcasts for KCAL and Fox Sports Net. He won an Emmy in 2004 for "Angels in the InField". Hudler is also featured as the color commentator alongside Jon Miller on ESPN's 2004 MLB video game, Sega's MLB 2K3 video game, and the 2006 and 2007 MLB "The Show" video game.

Hudler is active in Angels' baseball clinics and makes motivational speaking engagements throughout the year. Hudler and his wife Jennifer founded "Team Up for Down Syndrome" to help support the Down Syndrome community nationwide. In February 2002, the Goodwill Industries of Orange County honored Hudler with the Walter Knott Service Award. This year the Hudlers are being honored with the 2007 Humanitarian Award by Stillpoint Resources.

Hudler can be reached through his website, www.RexHudler.com. The couple has four children, Alyssa, Cade, William and David and reside in Orange County.

ALL-TIME ANGELS TELEVISION BROADCASTERS (ENGLISH FLAGSHIP)

1961 - Don Wells, Bob Kelley, Steve Bailey (KTLA)	1982 - Bob Starr, Ron Fairly (KTLA)	1998 - Steve Physioc, Jerry Reuss, Sparky Anderson (KCAL & Fox Sports West)
1962 - Buddy Blattner, Don Wells, Steve Bailey (KTLA)	1983 - Bob Starr, Ron Fairly (KTLA)	1999 - Steve Physioc, Rex Hudler (KCAL & Fox Sports West)
1963 - Buddy Blattner, Don Wells (KTLA)	1983 - Bob Starr, Ron Fairly (KTLA)	2000 - Steve Physioc, Rex Hudler (KCAL & Fox Sports West)
1964 - Buddy Blattner, Don Wells (KTLA)	1984 - Bob Starr, Ron Fairly, Allan L. Collin (KTLA)	2001 - Steve Physioc, Rex Hudler (KCAL & Fox Sports Net)
1965 - Buddy Blattner, Don Wells (KTLA)	1985 - Bob Starr, Joe Torre, Dick Enberg (KTLA)	2002 - Steve Physioc, Rex Hudler (KCAL & Fox Sports Net)
1966 - Buddy Blattner, Don Wells (KTLA)	1986 - Bob Starr, Joe Torre (KTLA)	2003 - Steve Physioc, Rex Hudler (KCAL & Fox Sports Net)
1967 - Buddy Blattner, Don Wells (KTLA)	1987 - Bob Starr, Joe Torre (KTLA)	2004 - Steve Physioc, Rex Hudler (KCAL & Fox Sports Net)
1968 - Buddy Blattner, Don Wells (KTLA)	1988 - Bob Starr, Joe Torre (KTLA)	2005 - Steve Physioc, Rex Hudler (KCAL & Fox Sports Net)
1969 - Dick Enberg, Don Wells (KTLA)	1989 - Bob Starr, Joe Torre (KTLA)	2006 - Steve Physioc, Rex Hudler, Jose Mota (Fox Sports Net)
1970 - Dick Enberg, Don Wells (KTLA)	1990 - Joe Torre, Reggie Jackson, Joe Garagiola (KTLA)	2007 - Steve Physioc, Rex Hudler, Jose Mota and Markubicca (Fox Sports Net and KCOP)
1971 - Dick Enberg, Don Wells (KTLA)	1991 - Ken Wilson, Ken Brett (KTLA)	
1972 - Dick Enberg, Don Wells (KTLA)	1992 - Ken Wilson, Ken Brett (KTLA)	
1973 - Dick Enberg, Don Drysdale (KTLA)	1993 - Ken Wilson, Ken Brett (KTLA)	
1974 - Dick Enberg, Don Drysdale (KTLA)	1994 - Ken Wilson, Ken Brett (KTLA & Prime Ticket)	
1975 - Dick Enberg, Don Drysdale (KTLA)	1995 - Ken Wilson, Ken Brett (KTLA & Prime Sports)	
1976 - Dick Enberg, Don Drysdale (KTLA)	1996 - Ken Wilson, Ken Brett (KTLA & Prime Sports)	
1977 - Dick Enberg, Don Drysdale, Al Wisk (KTLA)	1997 - Steve Physioc, Jerry Reuss, Sparky Anderson (KCAL & Fox Sports West)	
1978 - Dick Enberg, Don Drysdale, Al Wisk (KTLA)		
1979 - Don Drysdale, Al Wisk, Ron Fairly (KTLA)		
1980 - Don Drysdale, Ron Fairly (KTLA)		
1981 - Don Drysdale, Ron Fairly (KTLA)		



TV & RADIO INFORMATION



RORY MARKAS RADIO PLAY-BY-PLAY

Markas returns for his sixth season as the play-by-play voice of the Angels on 710 ESPN. In addition to his baseball duties, Markas also serves as the play-by-play voice for the University of Southern California (USC) men's basketball team and a reporter for FOX 11 KTTV in Los Angeles.

Prior to joining the Angels, Markas handled the play-by-play duties for the USC baseball team on the Trojan Radio Network, as well as a pre-game reporter of Trojan football. During that time, Markas was also a sports reporter on KNX Newsradio 1070 in Los Angeles and a sports anchor on FOX 11 KTTV. From 1994-97, he was the lead announcer for the NBA's Los Angeles Clippers on the Clippers radio network.

Markas has extensive baseball broadcasting experience as he has worked as a play-by-play announcer for the Milwaukee Brewers television network (1992-94) and as a substitute radio play-by-play announcer with the Brewers radio network from 1984-1994. He spent six seasons (1981-87) calling Pacific Coast League baseball, including three years with the Salt Lake City Gulls and three years with the Vancouver Canadians.

Markas' career has included stints as an on-air sports talent on KCBS 2 (1990-97) and Prime Ticket (1987-90). He has been honored with several broadcasting awards, including four Golden Mike Awards for radio reporting and two Associated Press Sportscasting Awards.

A native of San Fernando Valley, Markas attended Chatsworth High School and played baseball. He attended Los Angeles Valley College and Cal State Northridge. He is currently single and lives in Palmdale, California.



TERRY SMITH RADIO PLAY-BY-PLAY

Terry Smith enters his fifth season alongside Rory Markas on the Angels' flagship radio station, 710 ESPN. Smith also hosts the Angels' post-game call-in show "Angel Talk" and the Angels' hot stove program "Angels Clubhouse".

Smith joined the Angels in 2002 after serving as the radio voice of the New York Yankees' triple-A affiliate Columbus Clippers for 19 seasons. From 1983-1997, Smith also served as the WBNS AM Sports Director in Columbus, Ohio. Smith was recognized three times by the Ohio Associated Press for his sportscasts and WBNS AM was named the Outstanding Sports Operation in Ohio six times by the Associated Press. Smith worked as a sports anchor, talk show host and was simply known as "The Voice" serving as play-by-play announcer for Ohio State University football and basketball from 1986-1997.

Smith started his baseball broadcasting career in 1978, calling games for the Jacksonville Suns and later called games for the Memphis Chicks from 1981-82. At Memphis, Smith also worked as the Sports Director on WHBQ AM, anchoring sports on the morning and afternoon drive shows.

The Philadelphia, PA native attended Temple University, where he played collegiate club hockey, as well as Jones College in Jacksonville, FL which has produced the likes of actors Joe Piscopo and Jay Thomas. In February, 2002 Smith made his on-screen debut as a broadcaster in the baseball movie "A Little Inside", which aired on HBO and Showtime. Smith and his wife Sonia have one son, Jordan, and make their home in Ladera Ranch, CA.

ALL-TIME ANGELS RADIO BROADCASTERS (ENGLISH FLAGSHIP)

1961 - Don Wells, Bob Kelley, Steve Bailey (KMPC)	1985 - Dick Enberg, Al Conin, Ron Fairly (KMPC)
1962 - Don Wells, Steve Bailey, Buddy Blattner (KMPC)	1986 - Al Conin, Ron Fairly (KMPC)
1963 - Don Wells, Buddy Blattner (KMPC)	1987 - Al Conin, Ken Brett (KMPC)
1964 - Don Wells, Buddy Blattner (KMPC)	1988 - Al Conin, Ken Brett (KMPC)
1965 - Don Wells, Buddy Blattner (KMPC)	1989 - Al Conin, Ken Brett (KMPC)
1966 - Don Wells, Buddy Blattner (KMPC)	1990 - Al Conin, Ken Brett (KMPC)
1967 - Don Wells, Buddy Blattner (KMPC)	1991 - Al Conin, Bob Jamison (KMPC)
1968 - Don Wells, Buddy Blattner (KMPC)	1992 - Al Conin, Bob Jamison (KMPC)
1969 - Dick Enberg, Don Wells (KMPC)	1993 - Bob Starr, Billy Sample (KMPC)
1970 - Dick Enberg, Don Wells, Dave Niehaus (KMPC)	1994 - Bob Starr, Billy Sample (KMPC)
1971 - Dick Enberg, Don Wells, Dave Niehaus (KMPC)	1995 - Bob Starr, Mario Impemba (KMPC)
1972 - Dick Enberg, Don Wells, Dave Niehaus (KMPC)	1996 - Bob Starr, Mario Impemba (KMPC)
1973 - Dick Enberg, Don Drysdale, Dave Niehaus (KMPC)	1997 - Bob Starr, Mario Impemba (KTZN)
1974 - Dick Enberg, Don Drysdale, Dave Niehaus (KMPC)	1998 - Mario Impemba, Brian Barnhart (KRLA)
1975 - Dick Enberg, Don Drysdale, Dave Niehaus (KMPC)	1999 - Mario Impemba, Brian Barnhart (KLAC)
1976 - Dick Enberg, Don Drysdale, Dave Niehaus (KMPC)	2000 - Mario Impemba, Daron Sutton (KLAC)
1977 - Dick Enberg, Don Drysdale, Al Wisk (KMPC)	2001 - Mario Impemba, Daron Sutton (KLAC)
1978 - Dick Enberg, Don Drysdale, Al Wisk (KMPC)	2002 - Rory Markas, Terry Smith (KLAC)
1979 - Don Drysdale, Al Wisk (KMPC)	2003 - Rory Markas, Terry Smith (ESPN Radio)
1980 - Bob Starr, Steve Shannon (KMPC)	2004 - Rory Markas, Terry Smith (ESPN Radio)
1981 - Bob Starr, Don Drysdale, Ron Fairly (KMPC)	2005 - Rory Markas, Terry Smith (ESPN Radio)
1982 - Bob Starr, Ron Fairly (KMPC)	2006 - Rory Markas, Terry Smith (ESPN Radio)
1983 - Bob Starr, Al Conin, Ron Fairly (KMPC)	2007 - Rory Markas, Terry Smith (ESPN Radio)
1984 - Bob Starr, Al Conin, Ron Fairly (KMPC)	



TV & RADIO INFORMATION



JOSE MOTA **SPANISH RADIO COLOR ANALYST/ TELEVISION PLAY-BY-PLAY**

Jose Mota returns for his sixth season in the Spanish radio booth on AM 830. In 2007, he will team with Mark Gubicza on FOX Sports Net to broadcast 50 games. Mota served as the third broadcaster during Angels telecasts on KCAL 9 for two seasons (2004-05). Last season he joined Fox Sports Net as a member of the pre and post-game shows. Additionally, he served as a sideline reporter for ESPN during the inaugural World Baseball Classic and on selected Sunday Night Baseball telecasts. During September 2003, Mota as an Angels' television color analyst with Steve Physioc on KCAL-9 and Fox Sports Net. He also handles the color analyst duties for selected national broadcasts during Saturday's Game of the Week on FOX, and was part of Fox's ALCS broadcast team in 2006. Mota has co-hosted World Series specials for ESPN Radio in addition to the Angels' hot stove program "Angels Clubhouse" during the off-season.

A bilingual talent, Mota joined the Angels in 2002 after working as a broadcaster for MLB Radio. With MLB Productions, Mota also served as an International production consultant for the NBC special and 2001 ALMA and Emmy Award-nominated "Baseball: The Latin Passion". Jose was also the featured host in a Sammy Sosa documentary released by VisionQuest. During the 2001 season, Mota worked as a play-by-play announcer for DirectTV Latin America which provided weekly intercontinental Major League Baseball broadcast coverage to 26 Latin American countries. Currently, he is the featured analyst for MLB Productions' «Sabor a Beisbol», its weekly Spanish-language feature and highlight show available to national and international audiences.

From 1997 until his current appointment, Jose served as a baseball color analyst and play-by-play announcer for the FOX baseball "Game of the Week" in Spanish, including MLB post-season play and for the "NFL Sunday" football broadcasts. He has been a guest play-by-play announcer for the Los Angeles Dodgers Spanish broadcasts, sitting in for Hall-of-Famer Jaime Jarrin.

A former Major League baseball player with the San Diego Padres (1991) and Kansas City Royals (1995), Mota was originally drafted by the Chicago White Sox in 1985. He was a two-time Collegiate All-American second baseman at Cal State Fullerton and owns a bachelors degree in Communications from CSF. He was the starting second baseman for the 1984 National Champion Titans. In 1999, Jose made his film debut in Kevin Costner's Universal release "For Love of the Game" in which he portrayed Dominican shortstop "Jose Garcia".

A native of Santo Domingo, DR Mota is the son of longtime Dodger Manny Mota. He and his family make their home in Glendora, CA.



MARK GUBICZA **TELEVISION COLOR ANALYST**

Former Major League Baseball veteran Mark Gubicza is entering his sixth year with FSN WEST and FSN PRIME TICKET. He will team with Jose Mota in the booth to call 50 Angel games on FSN in 2007. This season will also mark his second as analyst for the Angels' pre- and post-game shows, now known as "Angels Live".

Gubicza also co-hosts the "FSN Baseball Report," which airs nationally on FSN, previewing future match-ups and breaking down current standings in the league. In addition, he's entering his third year as radio analyst for the "Southern California Baseball Report" on Los Angeles' XTRA Sports 570 AM.

In 2004, Gubicza also provided analysis for Minnesota Twins games from Los Angeles. He made his first television appearance as an analyst for FSN in April 2000 on "Baseball Today" and the "National Sports Report."

In his professional baseball career, Gubicza spent 14 seasons in the Major League. Drafted in 1984, he went on to spend 13 seasons with the Kansas City Royals until 1996. With the club, he won a World Championship in 1985, won 20 consecutive games in 1988, and today still holds the single-game record for most strikeouts with 14. In both 1988 and 1989, he was named to the MLB All-Star teams. He finished his career with the Angels in 1997. To honor his many accomplishments on the field, he was recently named to the Kansas City Royals Hall of Fame as well as the Pennsylvania Hall of Fame in 2006.

Gubicza lives in Chatsworth, Calif., with his wife, and their three children.



AMAURY PI-GONZALEZ **SPANISH RADIO PLAY-BY-PLAY**

Amaury Pi-Gonzalez enters his first season alongside Jose Mota on the Angels' Spanish flagship station AM 830. Pi-Gonzalez has over 30 years of on-air broadcasting experience, most recently (1994 to 2006) calling action for the San Francisco Giants Spanish flagship station. From 2003 to 2006, he also did play by play for all Seattle Mariners home games (81). He had the rare distinction of broadcasting both, American and National League games for four consecutive seasons. Prior to his joint venture with the Giants and Mariners, he spent 17 years broadcasting for the Oakland A's.

Born in Cuba, Amaury was inducted into the Cuban Sports Hall Of Fame February 8, 2004 under the category of Sports Broadcasting. In addition to handling the play-by-play duties for all Golden State Warriors games for seven years, Pi-Gonzalez was the sports anchor at Telemundo in San Jose from 1990-1994.

A multi-sport broadcaster, who has covered the World Series, MLB playoffs, the Super Bowl, boxing, basketball and soccer for Spanish Radio, Amaury has been nominated for the Ford Frick Award for the broadcasters wing of the National Baseball Hall of Fame.

Pi-Gonzalez moved to Florida in 1961 to attend the University of Miami and broadcast on Miami's WWFB Radio. An Honorable veteran of the United States Army for which he served from 1966 to 1968, Pi-Gonzalez and his wife Gail are parents of two sons, Jonathan and Geoffrey.



DARREN CHAN **PRODUCER/ENGINEER**

Darren Chan enters his seventh season as the Producer/Engineer for Angels' English radio broadcasts for the 2007 baseball season. Chan is responsible for all of the technical aspects of each broadcast in addition to forwarding updated game information to Rory Markas and Terry Smith. During the off-season, Chan also serves as the radio engineer for Los Angeles Lakers' home games on KLAC 570AM.

Prior to joining the Angels, Chan was the Promotions and Marketing Director for CNET Radio in San Francisco (2000-01). He also served as a production and promotions coordinator at KKSF and KABL (Oakland Athletics' flagship radio station).

Chan has an extensive background in the radio/broadcasting business as he was the Sports Director/Executive Producer at KTCT (Flagship radio station for the Oakland Raiders and Stanford Athletics) in San Francisco (1997-99). He also served as an on-air morning show co-host and provided NFL updates on the Raiders radio network. Chan spent two years (1995-97) as the Executive Producer of the Westwood One nationally syndicated sports talk show "Ferrall on the Bench." He began his radio career as a producer at KNBR (Flagship radio station of the San Francisco Giants) from 1990-95.

A native of San Francisco, Chan attended San Francisco State University. He is currently single and resides in Chino, CA.



THE NAME, LOGOS & COLORS

The expansion franchise Los Angeles Angels were born in 1960, and played their first game in 1961. Named "Angels" for the English translation and nickname ("The City of Angels") of the city, the club remained in Los Angeles from 1961-65, before moving to Anaheim in 1966. The organization officially became the California Angels in Sept., 1965 to coincide with a uniform change the following season, and has remained in Anaheim since the move in 1966. On Nov. 19, 1996, the California Angels were renamed the Anaheim Angels in a press conference held at Anaheim Stadium to also announce a uniform change. On Jan. 3, 2005, the team announced its official name to be the Los Angeles Angels of Anaheim. The inclusion of Los Angeles reflects the original expansion name and returns the Angels as Major League Baseball's American League representative in the Greater Los Angeles territory.

On Jan. 9, 2002, the Angels unveiled their new official team colors and logos featuring red as the dominant color for the first time in club history. The announcement represented the seventh uniform change in franchise history. The look to the Angels' logo and uniforms captures the tradition of Angel baseball and a contemporary "back to basics" flare. The logo features the signature halo surrounding the "A," while the uniforms are reminiscent of decades past.

The Angels selected red, dark red, navy and silver as their colors. The red and navy that have been the team's official colors since the inaugural season have been maintained.

The official Angels logo consists of the block letter "A" in red, including dark red shading along the outside of the left side, inside the right side and bottom of the cross of the "A." A silver halo circles the top of the "A," filled with navy. The same navy outlines the "A" as well as the halo.

Both home and road uniforms follow the traditional look of jerseys past. The club wears black belts, red stirrups and black shoes. Helmets are similar in color and logo to the home and road cap. Large numerals in red outlined in blue and silver with the players last name in red outlined in blue and silver will appear on the back of all jerseys. A smaller number in red outlined in blue and silver appears below the script on the left side of all jerseys.

The Angels' home uniforms include a red cap and bill, official club logo and red button. Jersey is button down, white in color, with red piping around neck and arms. Red ANGELS script appears on front, with silver halo circling top of the 'A'. Script is outlined in blue and silver. Pants are white with red piping down each leg.

The Angels' road uniforms include a red cap and bill, official club logo and red button. Jersey is button down, gray in color, with red piping around neck and sleeves. Red ANGELS appears on front, with silver halo circling top of the 'A'. Script is outlined in blue and silver. Pants are gray with red piping down each leg.

The Angels' alternate road uniforms include a red cap and bill, official club logo and red button. Jersey is a sleeveless button down, white in color with red piping around neck and armholes worn with red undershirt. Red ANGELS script will appear on front, with silver halo circling top of 'A'. Script is outlined in blue and silver. The Angels' ALTERNATE UNIFORM used for home or road games include a red cap and bill, official club logo and red button. Jersey is button down, red in color, with silver piping around neck and arms. Red ANGELS script will appear on front, with silver halo circling top of 'A'. Script is outlined in blue and silver.

The practice uniforms, which are the same jerseys worn at Spring Training, include a blue cap with official club logo, red bill and button. Jersey is red mesh with official club logo located on top left. Large white numbers appear on back of jersey.

HOME ALTERNATE UNIFORM



SPRING TRAINING UNIFORM



HOME UNIFORM



ROAD UNIFORM



THE HISTORY OF THE ANGELS LOGO



LOS ANGELES ANGELS
(1961-65)



CALIFORNIA ANGELS
(1966-69)



CALIFORNIA ANGELS
(1970-72)



CALIFORNIA ANGELS
(1973-88)



CALIFORNIA ANGELS
(1989-92)



CALIFORNIA ANGELS
(1993-96)



ANAHEIM ANGELS
(1997-2001)



ANAHEIM/LAA
(2002-CURRENT)

ANGELS IN THE COMMUNITY



ANGELS BASEBALL FOUNDATION

The Angels have been active in the community throughout the team's 46-year history. In addition to the success the team has enjoyed on the field, the Angels organization and its players have been involved in numerous charitable organizations throughout the community.

Four years ago, the Angels created the Angels Baseball Foundation with goals of becoming even more involved in a variety of outreach programs and non-profit organizations. Since its inception, the Angels Baseball Foundation has granted more than \$750,000 toward local causes, almost all involving children. From laying down the foundation one brick at a time with the Angels Brick Project to helping fund local and national youth organizations, the Angels Baseball Foundation focuses on initiatives aimed to create and improve Education, Healthcare, Arts & Sciences, and Community related youth programs throughout the region, in addition to providing children the opportunity to experience the great game of baseball and its countless positive attributes.

A few of the more notable community programs that the Angels support each season include:

HONORING OUR COMMUNITY AT THE BALLPARK:

Community Heroes

The Angels are proud to team up with Wells Fargo to recognize individuals who are working to make a difference in the surrounding community. During each Tuesday home game, the Angels and Wells Fargo recognize these outstanding volunteers with a pre-game ceremony. In 2006, the recipients received six tickets to the night's game, preferred parking, dinner in the Diamond Club, and a picture with an Angels' player. Additionally, Wells Fargo made a \$500 donation to the award recipient's charity of choice.

Angels Scholars

The Angels have teamed up with the Orange County Office of Education and the AVID Program to create Angels Scholars. Entering its second year, the Angels Scholars program will award college scholarships to five academically talented, financially disadvantaged public middle school students in Orange County. The Angels Baseball Foundation will award each Angels Scholar \$4,000 (plus accrued interest) upon their acceptance into a four-year college. The scholarship will help ease the costs of the Scholars' college tuition and books.

Each school in Orange County offering the AVID Program in eighth-grade can nominate one student for the Angels Scholars scholarship. The AVID Program is an in-school academic support program for sixth through twelfth grades that prepares students for college eligibility and success. It levels the playing field for minority, rural, low-income and other students without a college-going tradition in their families. The first class of Angels Scholars was honored during a pre-game ceremony at an Angels game.

Outstanding Students

The Angels annually honor high school students and teams who have earned recognition through athletic and scholastic achievement in the California Interscholastic Federation (CIF). CIF and the Angels honor local high school athletic teams based on a cumulative grade point average. Recipients of the individual awards are seniors who have maintained a minimum 3.5 grade point average in college-prep courses over the past three years, in addition to earning a letter in at least one Varsity sport and participating in an additional extracurricular activity. Students were honored on the field during pregame ceremonies and given tickets to enjoy a night of Angels Baseball.

Mother's Day Strikeout Challenge

The Angels joined Major League Baseball and the Susan G. Komen Breast Cancer Foundation for the 2006 Strikeout Challenge. Each strikeout recorded in all games played from May 7th through Mother's Day raised money for the fight against breast cancer in America. All game-used bases, lineup cards, and the ceremonial home plate were auctioned off, with funds benefiting the Susan G. Komen Breast Cancer Foundation. On Mother's Day, players supported the cause by wearing pink wristbands and pink ribbons on their uniforms.

Father's Day Home Run Challenge

The Angels and Major League Baseball are committed to the fight against prostate cancer. They partnered with Gillette and the Prostate Cancer Foundation for the 2006 Home Run Challenge. In its tenth year of raising money for the cure of prostate cancer, the Home Run Challenge took place the week prior to Father's Day with events scheduled at stadiums across the nation. During the Home Run Challenge, fans made a monetary pledge for each home run hit during the week's games, including all games played on Father's Day. All money raised throughout the week goes directly toward prostate cancer research. On Father's Day, players, managers, coaches, trainers, umpires and groundskeepers across the league showed their support by wearing blue wristbands, uniform decals, blue eye glare and temporary blue ribbon tattoos.



ANGELS IN THE COMMUNITY

Kids Run the Show

Every year during the summer, the Angels honor their young fans by allowing them to "Run the Show" during an Angels game. Thirteen lucky winners between the ages of six and 18 each receive four tickets to the game and take on a fantasy reward position for the game. These positions include the Honorary Bat Boy/Girl, Guest Radio Broadcaster, Guest Camera Operator, Guest Strike Force Member, Guest PA Announcer and the opportunity to "Take the Field" with the Angels.

Little League Days

In their efforts to support youth baseball and softball in the surrounding community, the Angels offer a unique fundraising program for all Little Leagues to participate on a district-wide level. Typically 9,000 to 10,000 children, families and friends attend one of the five designated games. In addition to offering discounted tickets for the groups, Little Leaguers are invited to parade around the field one hour prior to the game with their respective teams. Twenty minutes prior to the game, 25 pre-selected Little Leaguers are given the opportunity to stand on the field and obtain autographs from various Angels' players and coaches. They then take the field with the players during the National Anthem.

Pepsi MLB Pitch, Hit & Run Competition

The Angels are pleased to host the Pepsi MLB Pitch, Hit & Run local final competition again at Angel Stadium of Anaheim. The local competitions provide youth across North America with an integrated competition that recognizes individual excellence in core baseball skills. In 2006, the Pepsi MLB Pitch, Hit & Run program reached more than 550,000 boys and girls between the ages of seven and 14 through more than 3,500 local competitions. The top four competitors nationwide from each of the four age divisions were invited to compete in the national finals and advance to the 2006 Pepsi Major League Baseball Pitch, Hit & Run National Finals at PNC Park during All-Star Week in Pittsburgh, Pennsylvania. After the final competition, participants had the opportunity to field balls during the Home Run Derby and attend the All-Star Game.



Equipment Day

The Angels and the Baseball Tomorrow Fund hosted the Angels' first Equipment Drive in September of 2006. Hundreds of fans donated new or used baseball and softball equipment as well as \$1,500 in monetary donations. All equipment collected was donated to District 30 Little League, which has served the youth of central Orange County for 54 years and the cities of Santa Ana, Tustin, Villa Park, Anaheim and Orange. During a pre-game ceremony, the Angels recognized District 30 and the Baseball Tomorrow Fund presented Southwest Santa Ana Little League with a \$5,000 grant to help purchase new equipment.



Making Wishes Come True

The Angels often receive requests to help grant the wishes of children with life-threatening medical conditions. Working closely with the Make-A-Wish Foundation, the Angels are pleased to have Wish Kids as their guests. The children and their families have the opportunity to come down to the field to meet the team and chat with their favorite players. Afterwards everyone is treated to an exciting night of Angels Baseball.

ANGELS IN THE OUTFIELD:

Angels Baseball Youth Clinics

On Saturday afternoons during selected homestands, the Angels host youth baseball and softball clinics throughout Southern California. The clinics are arranged with the assistance of local parks and recreation departments and aim to reach as many youths as possible in the community. The goal is to not only teach the proper fundamentals of the game of baseball and softball, but also the fun that can be had while playing. Angels players, coaches, and Alumni assist for a great afternoon of baseball. The clinics are free and open to children ages 14 and under.

Mike Scioscia's Sunkist Youth Baseball Clinic

Angels Manager Mike Scioscia joined the Amateur Baseball Development Group and over 300 kids for the Mike Scioscia's Sunkist Youth Baseball Clinic in Thousand Oaks. Angels players Ervin Santana and Jeff Mathis, Hitting Coach Mickey Hatcher, Bullpen Catcher Steve Soliz, and Angels Radio Broadcasters Rory Markas and Jose Mota joined in to share their love of baseball with the group. The free clinic provided the kids with an opportunity to hone their baseball skills and test out their Angels' trivia knowledge.



ANGELS IN THE COMMUNITY

Rookie Ball

The Angels Rookie Ball program began in 1992 and is designed to reach children between the ages of four and 13 years old to teach them the basics of the game of baseball. The program runs throughout the country through a partnership with MLB.

The Angels and Bank of America have partnered with the cities of Anaheim and Riverside to provide Rookie Ball to local children. In these two areas alone, the program reaches over 1,000 youths each year. The Angels contribute funds to be spent on materials needed to operate the program, such as catcher's equipment, bats, helmets, baseballs, pitching machines, gloves and bases.

Caravans

In efforts to give Angel fans the opportunity to meet their favorite Angels players during the season, players, coaches and broadcasters host Caravans throughout Southern California. Angels fans are invited to attend the Caravans free of charge, meet the Angels, receive autographs, and hear the players interviewed by broadcasters and other fans.

Hospital Visits

Throughout the season, Angels players visit local hospitals to lift the spirits of the patients and their families by signing autographs and handing out Angels items to the children. Players and coaches make special appearances to distribute Angels items, sign autographs, and visit with the children and their families. The Angels often visit Miller Children's Hospital at Long Beach Memorial, Anaheim Memorial, and Children's Hospital of Orange County.



Read Across America Day

On March 2, 2007, the Angels joined schools across Southern California to celebrate Dr. Seuss' 101st birthday during Read Across America Day. In conjunction with the National Education Association's Read Across America event, Angels Alumni and front office staff attended local schools to read aloud in classrooms and share the importance of reading.



Speakers Bureau

The Angels are proud to provide speakers for local charitable, educational and civic groups. Former Angels share their insight about the Angels organization as well as their experiences and memories as a ballplayer. Former Angels including Dave Frost, Bobby Grich, Jay Johnstone, Jim Anderson, Kevin Flora and Clyde Wright participate.

Strike Force Visits

The Angels' Strike Force helps represent the organization by making appearances throughout the community. They made a special appearance at Orange View Junior High School in Anaheim to help support Red Ribbon Week and Club Live, a club that encourages kids to stay off drugs. They also participated in the Angels Baseball Foundation 5K Run/Walk and Kids Run by warming up and encouraging the young participants.



The A Team

The A Team was developed by the Los Angeles Times in Education and is provided to Southern California classrooms at no cost to teachers through sponsorship from the Angels. This study guide is designed to bring the excitement of Major League Baseball into the classroom. It is comprised of baseball-themed lessons that address reading, language, math, and social studies skills. All lessons support California curriculum standards. For more information on the A Team and Times in Education, please visit: www.latimes.com/TIE.

Scholastic A-Team

The Scholastic A-Team recognizes students who earn an "A" average in school. Students within the Greater Los Angeles area who have earned an "A" average in school can mail in their report cards to the Angels and become a part of the Scholastic A Team. The Angels provide each member with 2 tickets to a selected Angels game, and welcome the students as a group on Angel Vision during the game. All students grades 1-12 are eligible to participate. Students must have a 3.5 grade point average or higher to qualify.

Freeway Series Blood Drive

Every year, the American Red Cross Southern California Blood Services Region joins the Angels and Dodgers' booster clubs for a competitive blood drive. Since its inception, the Freeway Series Blood Drive has collected more than 1,300 units of life-saving blood. As part of a system of sharing blood based on patient need, the American Red Cross Blood Services continues to work closely with other Red Cross blood centers who export blood to help meet patients' needs.



ANGELS IN THE COMMUNITY



Angels Canned Food Drives

The Angels hold two annual canned food drives to benefit the Second Harvest Food Bank. Fans are given the opportunity to step up to the plate at Angel Stadium of Anaheim and support their local community. In the Thanksgiving spirit, Angels' Groundskeepers hold a drive the weekend before Thanksgiving. Fans have another opportunity to give during the Freeway Series, when the Angels host the Dodgers.

Light the Night®

The Angels partner with The Leukemia & Lymphoma Society each year to sponsor the Light the Night Walk. This special fundraising event is held at Angel Stadium of Anaheim. The walk is an annual celebration and commemoration of lives touched by cancer. All walkers carry balloons: cancer patients and survivors carry white illuminated balloons, while cancer supporters carry red illuminated balloons.

Race for the Cure

Members of the Angels' front office and players' wives joined together to support breast cancer research by participating in the 2006 Susan G. Komen Race for the Cure. The Angels Baseball Team raised money and walked in memory of Cathy Carey, a long-time Angels employee, who passed away in April, 2005 from breast cancer.



Angels Children's Holiday Party

Each year the Angels aim to make the season brighter for underprivileged kids by hosting a Holiday Party for local organizations in the Southern California area. Angels representatives welcome the children, pass out Angels hats and special holiday t-shirts. Players, coaches and broadcasters attend each year to kick off the event and provide the children with an afternoon of fun. The children then enjoy a "baseball style" lunch of hot dogs, chips, and soda. They eat dinner, make holiday crafts and have a special visit from Santa. As the children leave the party, they each receive a toy from Santa and warm holiday wishes from the Angels.



ANGELS AND THE BOYS & GIRLS CLUBS:

Angels Gene Autry RBI League

Angels Baseball, the Boys & Girls Clubs of Orange County and Major League Baseball partnered together to create the Angels' Gene Autry Reviving Baseball in Inner Cities (RBI) League. This youth program, offered to Orange County Boys & Girls Club members, provides an opportunity for 12 to 18-year-olds to play baseball and softball and learn important life skills. The RBI League provides kids who would otherwise not have the chance the opportunity to play baseball and softball in an organized league. On the field, RBI concentrates on fundamentals and teamwork, while stressing citizenship and academics. Off the field, Boys & Girls Club staff teaches RBI players the pillars of QuickSmart (Skills Mastery and Resistance Training). This nationally acclaimed Boys & Girls Club prevention program is designed specifically for RBI and assists youths in learning how to make smart choices regarding alcohol, tobacco, and other drug use.



The Gene Autry RBI League is broken down into four divisions:

Baseball: Senior Boys 16-18 & Junior Boys 13-15

Softball: Senior Girls 15-18 & Junior Girls 12-14

All RBI League players receive a full game uniform and a league cap. Participants are also provided with catcher's gear, bats, balls and helmets. The league provides umpires for all games while Boys & Girls Club staff oversees the operation of the games and the playing fields.



The Gene Autry RBI League emphasizes the joy of playing baseball and softball and personal development above all else. From this experience each player may build his or her very own Field of Dreams. For more information about RBI, you may call (714) 619-0246, or email rbi@everykid.org

Angels Gene Autry RBI Clinics

Each year, the Angels Gene Autry RBI League hosts morning Baseball and Softball Clinics in the outfield of Angel Stadium of Anaheim. Members of the league, ages 12 to 18, work on their fielding, batting, sliding, and pitching skills in the outfield with Boys & Girls Club staff, local coaches, and Angels' players and

ANGELS IN THE COMMUNITY

coaches. They also learn about QuickSMART, a prevention program designed to give kids the skills to make wise choices in their daily lives. The clinic provided the RBI players with many new skills as well as many great memories of playing on a big league field.

Breaking Barriers

Over 200 members of the Angels' Gene Autry RBI League came together at the Newport Sports Museum to meet Sharon Robinson, Major League Baseball's Vice President of Educational Programming and daughter of the late Jackie Robinson. The RBI players were bussed in from the surrounding community through grant money that the Angels Baseball Foundation had awarded to the Museum. They had the opportunity to tour the museum and learn the history of sports and various barriers that have been broken by a variety of athletes. Later, Robinson shared highlights of her late father's life and playing career in the media area of the museum and then spoke with the attendees about breaking down barriers in their every day lives.

Spreading Holiday Cheer

Members of the Angels' front office visit children at the Anaheim Boys & Girls Club to kick off the holiday season. The group brings holiday shaped sugar cookies, frosting and sprinkles for the children to decorate together. The kids also receive their own Angels hat. After the event, they are able to take home their decorated cookies to enjoy with their families.

ANGELS BASEBALL FOUNDATION:

Angels FanFest

The Angels FanFest allows fans to gather and share in the excitement of the upcoming baseball season. Fans meet Angels players, coaches, broadcasters and front office staff. They can also participate in a variety of activities including autograph sessions, question and answer sessions, photo opportunities and much more. Proceeds from the two-day event help support the Angels Baseball Foundation, the Angels' charitable foundation that places a primary focus on children's programs, education and athletics.

Angels Baseball Foundation 5K Run/Walk

The first Angels Baseball Foundation 5K Run/Walk began under the Big Red Hats and toured through the ballpark tunnels and around the warning track. Families and friends were able to watch their runners and walkers on the Angel Vision Board and cheer them on from the stands. All money raised from the event benefited the Angels Baseball Foundation.

Angels Baseball Foundation Alumni Golf Classic

The Angels annually host the Angels Baseball Foundation Alumni Golf Classic, sponsored by Ameriquist in 2006, at Strawberry Farms Golf Club in Irvine. The event raised over \$170,000 for the Foundation in 2006. 36 foursomes participate and each is joined by an Angels' Alumn. Participants enjoy a round of golf, dinner reception and silent auction with Angel greats such as Bobby Grich, Doug DeCinces, and many others.

Angels Wives

The Angels wives take an active role in the community throughout the season by contributing their time and effort toward charitable events, organizations, and the Angels Baseball Foundation. Each year, the Angels and Color Me Mine host a paint party for the Angel wives and children. Once completed, wives' plates are signed by their husbands and auctioned off online. The children were able to take their plates home. The 2006 Wives' Plate Auction raised over \$5,000 for the Angels Baseball Foundation.

In addition to the Color Me Mine event, the Angels' wives and girlfriends built baskets personalized to the players and coaches for an online auction benefiting the Foundation. Each basket contained game-used

and autographed memorabilia, as well as Angels' tickets and merchandise. The 2006 basket auction raised over \$45,000 for the Angels Baseball Foundation, the largest amount grossed yet.

Vlad's Pad

In addition to the Angels Baseball Foundation's donation of 50 tickets per game to surrounding community groups, Angels players also provide tickets for fans who otherwise would not have the opportunity to attend a game. Each game, Vladimir Guerrero donates 127 "Vlad's Pad" tickets located in the Right Field Pavilion.



ANGELS IN THE COMMUNITY

YMCA of Orange Field Renovation

In their continuing efforts to rebuild youth athletic fields, the Angels Baseball Foundation and Home Depot teamed up to renovate the multipurpose field at the YMCA of Orange. On an early March morning, volunteers from the Angels' front office and Home Depot gathered to get their first look at the old YMCA field.

Working together, the group transformed the field. By the end, the volunteers had installed new planters and had laid down an entire football field of fresh sod. They built a white picket fence to surround the new field and erected a new scoreboard for the YMCA of Orange campus. Once completed, Angels Alumni Bobby Grich and Home Depot Executives took part in an honorary board cutting ceremony.

Project Playhouse

The Angels Baseball Foundation, Lennar Homes and Bank of America joined together to participate in HomeAid Orange County's 15th annual Project Playhouse, the organization's signature fundraising event to raise money for housing for the transitionally homeless. The playhouse, named "A Day at the Big A," premiered at Angel Stadium and was on display at Fashion Island in Newport Beach. The public was able to view "A Day at the Big A" and then participate in a raffle to win the playhouse. All proceeds from the raffle and auction benefited HomeAid Orange County. For more information, visit projectplayhouse.org.

Personalized Bricks

Imagine walking up to one of the most beautiful, state-of-the-art ballparks in the country with family, friends, or co-workers. Now imagine looking down and seeing your name or message on a brick paved into the giant diamond at the Home Plate entrance. Fans can purchase a brick, inscribe their name or a message on it and become a permanent fixture of Angel Stadium of Anaheim. All proceeds from the bricks go directly to the Angels Baseball Foundation.

Message Board

The Angels post birthday, anniversary and welcome messages during games on the Angel Vision Board. With a \$25 donation per message, fans have the opportunity to share their messages with all those in attendance. All donations go to the Angels Baseball Foundation.

Stadium Tours

The "behind-the-scenes" tour of Angel Stadium of Anaheim is both an enjoyable and educational experience. Attendees are invited to view areas that are normally restricted to the public. The complete tour includes a visit to the Press Box, Clubhouse, Bullpen, Dugout, and Angel Stadium's Suites. Tours of the stadium are available year round and all donations support the Angels Baseball Foundation.

Angels Donations

The Angels are happy to help numerous charitable organizations in Southern California that are dedicated to making a difference in our community. To help support these organizations, the Angels regularly donate various autographed and game-used items and game tickets to be used for fundraising auctions and raffles. To request a donation for an upcoming event or to donate to the Foundation, please send a letter of request to the Angels' Community Relations department at:

Community Relations
Attn: Donations
Angel Stadium of Anaheim
2000 Gene Autry Way
Anaheim, CA 92806

For more information on the Angels' involvement in the community, please visit the Community section of angelsbaseball.com.

OPERATION GRATITUDE



BOYS & GIRLS CLUB OF ANAHEIM





MANAGER & COACHES



MIKE SCIOSCIA

OPENING DAY AGE: 48 BORN: Nov. 27, 1958
 BIRTHPLACE: Upper Darby, PA RESIDES: Westlake Village, CA
 MARRIED: Anne McIlqueham, Jan. 26, 1985
 CHILDREN: Matthew, Taylor
 APPOINTED: Nov. 18, 1999
 SIGNED THRU: 2009 (club option 2010)

MANAGER

BATS: Left THROWS: Right HT: 6-2 WT: 230

14

CAREER HIGHLIGHTS:

- 2007 marks eighth season as Angels' manager and eighth in major leagues...Owns a 609-525 (.537) career mark as 16th field manager in Angels' history...Has taken Angels to post-season three of last five seasons and is only Angels' manager to record three playoff appearances...Is second Angels manager to win two division titles (Gene Mauch, 1982 & 1986)...His 609 career wins rank second-most in club history behind Bill Rigney (625 in 9 seasons)...Needs just 17 wins to become winningest manager in Angels' history...Scioscia averages 87 wins per season, the most per season in club history...His .537 winning percentage is best in club history, topping Mauch (.533, 379-332), based on 162 or more games managed...Had contract extended, Nov. 4, through 2009 with club option for 2010...In 2006, he led Angels to 89-73 record and second place finish in AL West and third consecutive winning season (first time ever in Angel history)...Earned 600th career win, Sept. 15th at Texas (a 2-1 win in 11 innings)...In 2005, he guided Angels to 95-67 mark and second straight West Division title (first time in club history)...Earned 500th career win, Sept. 1 vs. Oakland (3-0)...In 2004, he led Angels to club's first West Division title in 18 seasons (1986) with a 92-70 record...Earned 400th career victory, Aug. 19 at Tampa Bay (10-7)...In 2003, he led Angels to a 77-85 record and third place finish in the AL West (-19)...Posted 300th win, July 5, 2003 at Oakland...On July 12, received two-year contract extension through 2007 with club option for 2008...Was AL manager for 74th All-Star Game in Chicago (IL), July 15th (AL won, 7-6)...In 2002, led Angels to World Championship and best record in club history (99-63)...Honored as 2002 Major League Manager of Year by *Baseball America* and 2002 A.L. Manager of the Year by *The Sporting News*, *USA Today Sports Weekly* and *BBWAA*...Named recipient of the 2002 C.I. Taylor Award for AL Manager of the Year by Negro Leagues Baseball Museum...Is 17th person in history to win World Series Championship as both player and manager (12 others won as player/manager in same season)...Led Angels to A.L. Wild Card playoff berth in 2002 (-4 behind Oakland)...Increase in wins (24; 75-87 in 2001, 3rd in AL West) and games in standings (37; -41 in 2001) from one year to next is best in club history and in major leagues in 2002...Posted 250th career win, Sept. 14 vs. Texas...In 2001, compiled 75-87 record, guiding Angels to third place finish in A.L. West (-41)...Club extended his contract through 2005 season (with club option for 2006), Aug. 20, 2001...Posted his 100th win, May 16, 2000 vs. Toronto...In 2000, posted 82-80 record in debut season, guiding Angels to third place finish in A.L. West (-9 1/2)...Led club to 12-win improvement from 1999 season (best since 14 in 1997) and 15 1/2 game increase in standings from previous season (best since 21 game increase in 1989)...Finished fourth in Manager of Year voting...In 1999, served as manager of Albuquerque Dukes (Los Angeles' triple-A affiliate) of Pacific Coast League in 1999...Guided Dukes to 65-74 record and third place finish in league's Central Division, before resigning Sept. 20...Served as Dodgers' bench coach in 1997-98 and as organization's minor league catching coordinator in 1995-96...In 1997, coached third base from May 16-June 3 when Joe Amalfitano missed 18 games due to personal reasons...Coached first base from July 14 through remainder of season after Reggie Smith underwent neck surgery...Managed Peoria Javelinas to Arizona Fall League Championship in 1997...Team set AFL record in batting average (.317) and led league in ERA (4.15).

PLAYING CAREER:

- Selected by Los Angeles in first round (19th overall) of June 1976 free agent draft...Played 15 major league seasons as catcher with L.A. (1980-92), San Diego (1993) and Texas (1994)...Owns .259 (1131/4373) career average with 68 home runs and 446 RBI in 1,441 games...Played all 1,441 games with Dodgers after missing final two seasons of career due to right shoulder injury...Retired as player with Texas, Aug. 2, 1994, following comeback attempt from surgery, May 18, 1993, to repair torn rotator cuff of right shoulder (occurred during spring training with San Diego, March 1993)...Is Dodgers' all-time leader in games caught with 1,395...Set record, June 8, 1991 at Chicago, appearing in 1,219th game, passing John Roseboro...Caught 100-or-more games 10 times in career, including nine straight seasons (1984-92)...Also ranks among Dodgers' all-time leaders in walks (567), doubles (198), games, hits and total bases...Posted .988 fielding percentage (114 E / 9,186 TC) and ranks 13th in putouts (8,335) and 14th in total chances on all-time catchers' list...Led N.L. catchers in total chances three times (1987, 1989 & 1990) and assists twice (1989 & 1992)...Named to N.L. All-Star team in 1989 and 1990...Started 1990 Mid-Summer Classic at Wrigley Field (replacing injured Padre Benito Santiago)...Became first Dodger catcher to start an All-Star Game since Roy Campanella in 1954...Named to first All-Star team in 1989 at Anaheim as reserve...Caught two no-hitters in career, thrown by Fernando Valenzuela (June 29, 1990 vs. SL) and Kevin Gross (Aug. 17, 1992 vs. SF)...Appeared in one Division Series (1981) and four League Championship Series (1981, 1983, 1985 & 1988), and was member of Los Angeles Dodgers' 1981 and 1988 World Championship teams...Hit home run in Game 1 of 1981 LCS against Montreal and two-run game-tying home run off Dwight Gooden in ninth inning of Game 4 of 1988 LCS against New York.

2007 ANGELS

PERSONAL/MISC:

- Active in numerous Community Relations activities, including Revlon's Run/Walk to fight women's cancer, Angels Care 65 Roses Golf Tournament (co-chairman since 2000), American Heart Association's Heart & Sole Walk (chairman, 2000-01), American Red Cross Blood Drive and Water Safety Campaigns, and California Office of Traffic Safety's Buckle Up Campaign...In 2004, began Mike Scioscia Pro Players Golf Classic to benefit Amateur Baseball Development Group...Also hosts annual Angels Gene Autry RBI League Coaches Clinic...In 2005, began Mike Scioscia's Youth Baseball Clinic in Thousand Oaks, CA for local little leagues...Honored as 2001 Sportsman of the Year by Orange County Youth Sports Foundation...Presented Humanities Award by Shriner's Crippled Children's Hospital in Los Angeles in 1992 for his civic contributions.
- Inducted into Arizona Fall League Hall of Fame, Oct. 9, 2003, for leading the 1997 Peoria squad to the AFL championship.
- Played baseball, basketball and football at Springfield (PA) High School...Named Delaware County baseball player of year in 1975 and 1976 and two-time all-area selection in baseball and football...Invited by International Baseball Federation to conduct clinic in Italy during 1998 off-season...Full name is Michael Lorri Scioscia.

SCIOSCIA'S MANAGERIAL RECORD

Year	Club	League	Won	Lost	Pct.	Position
1999	—Albuquerque	Pacific Coast	65	74	.468	Third (Central Division)
2000	—Anaheim	American	82	80	.506	Third (West Division)
2001	—Anaheim	American	75	87	.463	Third (West Division)
2002	—Anaheim	American	99	63	.611	Second (West Div.)—Wild Card
2003	—Anaheim	American	77	85	.475	Third (West Division)
2004	—Anaheim	American	92	70	.568	First (West Division)
2005	—LAA	American	95	67	.586	First (West Division)
2006	—LAA	American	89	73	.549	Second (West Division)
Major Totals (7 seasons)			609	525	.537	

SCIOSCIA'S MANAGERIAL RECORD IN PLAYOFFS

Year	Club	Series	Won	Lost	Pct.
2002	—ANA vs. NYY	ALDS	3	1	.775
	ANA vs. MIN	ALCS	4	1	.800
	SF vs. ANA	WS	4	3	.571
2004	—BOS vs. ANA	ALDS	0	3	.000
	—LAA vs. NYY	ALDS	3	2	.600
2005	—LAA vs. CWS	ALCS	1	4	.200
	Playoff Totals		15	14	.517

SCIOSCIA'S LIFETIME PLAYING RECORD

Year	Club	AVG	G	AB	R	H	2B	3B	HR	RBI	BB	SO	SB
1976	—Bellingham	.278	46	151	25	42	6	0	7	26	36	22	2
1977	—Clinton	.253	121	364	58	92	20	1	7	44	79	25	9
1978	—San Antonio	.299	58	204	29	61	16	0	2	34	31	20	3
1979	—Albuquerque	.336	143	461	80	155	34	0	3	68	73	33	5
1980	—Albuquerque	.331	52	160	33	53	11	1	3	33	36	13	3
	Los Angeles	.254	54	134	8	34	5	1	1	8	12	9	1
1981	—Los Angeles	.276	93	290	27	80	10	0	2	29	36	18	0
1982	—Los Angeles	.219	129	365	31	80	11	1	5	38	44	31	2
1983	—Los Angeles	.314	12	35	3	11	3	0	1	7	5	2	0
1984	—Los Angeles	.273	114	341	29	93	18	0	5	38	52	26	2
1985	—Los Angeles	.296	141	429	47	127	26	3	7	53	77	21	3
1986	—Los Angeles	.251	122	374	36	94	18	1	5	26	62	23	3
1987	—Los Angeles	.265	142	461	44	122	26	1	6	38	55	23	7
1988	—Los Angeles	.257	130	408	29	105	18	0	3	35	38	31	0
1989	—Los Angeles	.250	133	408	40	102	16	0	10	44	52	29	0
1990	—Los Angeles	.264	135	435	46	115	25	0	12	66	55	31	4
1991	—Los Angeles	.264	119	345	39	91	16	2	8	40	47	32	4
1992	—Los Angeles	.221	117	348	19	77	6	3	3	24	32	31	3
1993	—San Diego												
1994	—Texas												
Major Totals		.259	1141	4373	398	1131	198	12	68	446	567	307	29

DIVISION SERIES RECORD

Year	Club, Opp.	AVG	G	AB	R	H	2B	3B	HR	RBI	BB	SO	SB
1981	—L.A., Hou.	.154	4	13	0	2	0	0	0	1	1	2	0



2007 ANGELS



Photo courtesy of Los Angeles Dodgers

SCIOSCIA

LEAGUE CHAMPIONSHIP SERIES RECORD

Year	Club, Opp.	AVG	G	AB	R	H	2B	3B	HR	RBI	BB	SO	SB
1981	L.A., Mon.	.133	5	15	1	2	0	0	1	1	2	1	0
1983	L.A., Phi.	Injured - Did Not Play											
1985	L.A., St.L.	.250	6	16	2	4	0	0	0	1	4	0	0
1988	L.A., N.Y.	.364	7	22	3	8	1	0	1	2	1	2	0
Totals		.264	18	53	6	14	1	0	2	4	7	3	0

WORLD SERIES RECORD

Year	Club, Opp.	AVG	G	AB	R	H	2B	3B	HR	RBI	BB	SO	SB
1981	L.A., N.Y.	.250	3	4	1	1	0	0	0	0	1	0	0
1988	L.A., Oak.	.214	4	14	0	3	0	0	0	1	0	2	0
Totals		.222	7	18	1	4	0	0	0	1	1	2	0

ALL-STAR GAME RECORD

Year	Club, Site	AVG	G	AB	R	H	2B	3B	HR	RBI	BB	SO	SB
1989	L.A., Cal.	.000	1	0	0	0	0	0	0	0	0	0	0
1990	L.A., Chi. (NL)	.000	1	2	0	0	0	0	0	0	0	1	0
Totals		.000	2	3	0	0	0	0	0	0	0	1	0

ANGELS' MANAGERIAL RECORDS

Years	Manager	W	L	PCT	Years	Manager	W	L	PCT
1961-69	Rigney, Bill	625	707	.469	1989-91	Rader, Doug	232	216	.518
1969-71	Phillips, Lefty	222	225	.497	1991-94	Rodgers, Buck	140	171	.450
1972	Rice, Del	75	80	.484	1992	Wathan, John#	36	49	.419
1973-74	Winkles, Bob	109	127	.462	1992	Lachemann, Marcel#	3	1	.750
1974	Herzog, Whitey#	2	2	.500	1994	Knoop, Bobby#	1	1	.500
1974-76	Williams, Dick	147	194	.431	1994-96	Lachemann, Marcel	160	170	.485
1976-77	Sherry, Norm	76	71	.517	1996	McNamara, John#	10	18	.357
1977-78	Garcia, Dave	60	66	.476	1996	Maddon, Joe#	8	14	.364
1978-81	Fregosi, Jim	237	249	.488	1997-99	Terry Collins	214	235	.477
1981-82	Mauch, Gene	122	103	.542	1998	Maddon, Joe#	6	2	.750
1983-84	McNamara, John	151	173	.466	1999	Maddon, Joe#	19	10	.655
1985-87	Mauch, Gene	257	229	.529	2000-	Mike Scioscia	609	525	.537
1988	Rojas, Cookie	75	79	.487					
1988	Stubing, Moose#	0	8	.000					

- Interim Manager



2007 ANGELS



MIKE BUTCHER

OPENING DAY AGE: 41 **BORN:** May 10, 1965
BIRTHPLACE: Davenport, IA **RESIDES:** Chandler, AZ
MARRIED: Tami Jefferies, Dec. 28, 1997
CHILDREN: Madison, Tatum, Brooks
APPOINTED: Nov. 18, 2006

PITCHING COACH **BATS:** Right **THROWS:** Right **HT:** 6-1 **WT:** 200

23

CAREER HIGHLIGHTS:

- Begins first season as Angels' pitching coach after his appointment to Mike Scioscia's staff, Nov. 18, 2006 (replacing Bud Black)...Agreed to one-year contract with club option for 2008...2007 marks his 22nd season in professional baseball...Spent 2006 season as Tampa Bay Devil Rays pitching coach for manager Joe Maddon (former Angel bench coach)...Spent previous six seasons (2000-05) in the Angels minor league system, serving as roving pitching instructor (2003-05) and minor league pitching coach (2000-02)... Was pitching coach at triple-A Salt Lake in 2002, double-A Arkansas in 2001 and rookie-level Butte in 2000... Also served as pitching coach for Scottsdale Scorpions in 2003 Arizona Fall League...Played 14 seasons of professional baseball as relief pitcher, including four seasons at Major League level with the Angels from 1992-95...Went 11-4 with nine saves and a 4.47 ERA in 115 career Major League appearances...Best season came in 1995 when he went 6-1 to lead the Angels in relief wins...Earned his first two major league wins at Yankee Stadium two days apart, Aug. 21 and 23, 1992...Never made an error in Major Leagues...Made M.L. debut, July 6, 1992 vs. Toronto and struck out only batter faced (Derek Bell)...Originally selected by Kansas City Royals in second round of 1986 free agent draft...Majored in Hotel and Restaurant Management at North Eastern Oklahoma Junior College...Family owns Aunt Chilada's Restaurant and Rustler's Roost Restaurant in Phoenix, AZ...Prepped at United Township (IL) High School where he wrestled, played football and baseball before graduating in 1983...Full name is Michael Dana Butcher.

BUTCHER

BUTCHER'S LIFETIME PITCHING RECORD

Years	W-L	ERA	G	GS	CG	SHO	SV	IP	H	R	ER	BB	SO
4	11-4	4.47	115	0	0	0	9	137	130	75	68	82	96

DID YOU KNOW?

Active managers with 600+ career wins with current team:

Bobby Cox	1806
Joe Torre	1069
Tony LaRussa	971
Mike Scioscia	609

2007 ANGELS



DINO EBEL

OPENING DAY AGE: 41 BORN: March 20, 1966
 BIRTHPLACE: Barstow, CA RESIDES: Las Vegas, NV
 MARRIED: Shannon Wilhoit, Sept. 14, 1991
 CHILDREN: Destiny
 APPOINTED: Nov. 16, 2005

THIRD BASE COACH BATS: Right THROWS: Right HT: 5-9 WT: 170

21

CAREER HIGHLIGHTS:

- Begins third season in Angels' organization and second as third base coach, appointed to Mike Scioscia's staff, Nov. 16, 2005 (replacing bench coach Joe Maddon)...Spent 2005 as manager at triple-A Salt Lake, leading Stingers to a 79-65 record (just one game out of first place)...Was named to the coaching staff of the World Team for the 2005 Futures Game...Joined Angels in 2005 after spending previous 17 seasons with Dodgers as minor league player, coach and manager...Owns career managerial record of 531-496 (.517) in eight-plus seasons...Served as manager of double-A Jacksonville Suns for three seasons (2002-2004), compiling a 209-206 record (including 66-71 in 2004, 66-73 in 2003 and 77-62 in 2002)...Led Jacksonville to 2002 Southern League East Division Championship (in second half) and berth in League Championship Series...In 2001, led single-A Wilmington to a 75-63 mark...Spent 2000 season with single-A San Bernardino, guiding club to 77-63 record and California League title...Began managerial career in 1997, taking over San Bernardino for final 39 games of season (18-21) after beginning that season as a coach there (club reached California League finals)...In first full-season as manager, led rookie Great Falls to 40-35 record and 1998 Pioneer League North Division first-half championship...Took over at single-A Yakima in 1999 (33-43)...Began coaching career as player/coach with single-A Bakersfield (1991-94)...Also served as player coach with San Bernardino in 1995 before becoming full-time coach with double-A San Antonio Missions in 1996...Has extensive coaching experience in winter baseball, managing Estrellas in Dominican Winter League in 2003 and Cervesa Atlas Tiburones in 2001 Panamanian Winter League...Served as coach for Peoria in Arizona Fall League in 1995...Worked as infield instructor for Chinese National Team (2000) and Osaka Buffaloes (2002) and as field coordinator for Sinon Bulls in Taiwan (2002)...Signed with Dodgers as free agent in 1988 and played six professional seasons...Named Gulf Coast League Player of Year in rookie 1988 season at Sarasota, where he ranked second in league with .337 batting average and led league in total bases, slugging percentage and on-base percentage...Was member of single-A Vero Beach Florida State League Champions in 1990...Attended Florida Southern University, where he was member of 1988 NCAA Division II championship team, earning second team All-American honors...Awarded Mara Forcey Award in 2005, giving to Angels' Minor League Employee of the Year...Assists Angels Community Relations with youth clinics and community appearances...Married (Shannon) with one child (Destiny)...Full name is Dino Alex Ebel (pronounced E-bull).

EBEL'S MANAGERIAL RECORD

Year	Club	League	Won	Lost	Pct.	Finish
1997	San Bernardino	California	18	21	.462	4th
1998	Great Falls	Pioneer	40	35	.533	1st/3rd*
1999	Yakima	Northwest	33	43	.434	4th
2000	San Bernardino	California	77	63	.550	2nd/2nd
2001	Wilmington	So. Atlantic	75	63	.543	4th/3rd
2002	Jacksonville	Southern	77	62	.554	2nd/1st*
2003	Jacksonville	Southern	66	73	.475	5th/3rd
2004	Jacksonville	Southern	66	71	.482	4th/4th
2005	Salt Lake	Pacific Coast	79	65	.549	2nd
TOTALS (9 seasons)			531	496	.517	

*Reached playoffs

#Won League Title



2007 ANGELS



ALFREDO GRIFFIN

OPENING DAY AGE: 50

BIRTHPLACE: Santo Domingo, DR

MARRIED: Noris Gernet, Feb. 26, 1981

CHILDREN: Rosemary, Aneris

APPOINTED: Nov. 23, 1999

BORN: March 6, 1957

RESIDES: San Pedro de Macoris, DR

FIRST BASE COACH BATS: Switch THROWS: Right HT: 5-11 WT: 180

4

CAREER HIGHLIGHTS:

■ 2006 marks eighth season in Angels' organization, serving as first base coach...Received contract extension through the 2007 season, Nov. 28, 2005...Began major league coaching career with Toronto as Blue Jays' first base coach in 1996-97...In 1995, was roving minor league instructor for Toronto...Played 20 years professionally, including 18 in major leagues (1976-93), after signing with Cleveland as 16-year-old free agent, Aug. 22, 1973... Appeared for Cleveland (1976-78), Toronto (1979-84, 92-93), Oakland (1985-87) and Los Angeles (1988-91)...Appeared in two League Championship Series (1988, 92) and three World Series (1988, 92-93)...Played for three World Series Championship teams (Los Angeles in 1988 and Toronto in 1992-93)...Received A.L. Gold Glove at shortstop in 1985...Selected as A.L. replacement player for 1984 All-Star Game in San Francisco, appearing defensively (one assist)...Had major league-leading consecutive game streak snapped at 392 vs. Cleveland (second game), May 27, 1984...In 1980, tied Willie Wilson for league lead in triples (15) and set A.L. record for most triples by switch-hitter...Named Rookie of Year (along with Minnesota's John Castino) by BBWAA in 1979...Established new Toronto highs in hits (179), runs (81), triples (10) and stolen bases (21)...Average (.287) led all regular A.L. shortstops...Made major league debut with Indians, Sept. 7, 1976, collecting first hit on first pitch...Attended San Esteban School in Santo Domingo, DR...Assists Angels Community Relations with youth clinics and community appearances...Full name is Alfredo Claudino Griffin.



Photo courtesy of Toronto Blue Jays

GRIFFIN

GRIFFIN'S LIFETIME PLAYING RECORD

Years	AVG	G	AB	R	H	2B	3B	HR	RBI	BB	SO	SB
18	.249	1962	6780	759	1688	245	78	24	527	338	664	192

LEAGUE CHAMPIONSHIP SERIES RECORD

Years	AVG	G	AB	R	H	2B	3B	HR	RBI	BB	SO	SB
2	.148	9	27	1	4	1	0	0	3	0	5	0

WORLD SERIES RECORD

Years	AVG	G	AB	R	H	2B	3B	HR	RBI	BB	SO	SB
3	.188	10	16	2	3	0	0	0	0	2	4	0

ALL-STAR GAME RECORD

Years	AVG	G	AB	R	H	2B	3B	HR	RBI	BB	SO	SB
1	—	1	0	0	0	0	0	0	0	0	0	0



2007 ANGELS



MICKEY HATCHER

OPENING DAY AGE: 51
 BIRTHPLACE: Cleveland, OH
 MARRIED: Patty Slights, Feb. 11, 2006
 CHILDREN: Brynn, Amy
 APPOINTED: Nov. 23, 1999

BORN: March 15, 1955
 RESIDES: Buena Park, CA

HITTING COACH

BATS: Right THROWS: Right HT: 6-2 WT: 220

7

CAREER HIGHLIGHTS:

■ Begins eighth season as Angels' hitting coach...Received contract extension through the 2007 season, Nov. 28, 2005...Under his tutelage, 2004 Angels finished tied for highest club batting average in American League (.282, with Boston) and highest in club history (also 1979 and 2002)...Angels' hitters also struck out fewest times in A.L. (942)...In 2002, Angels' hitters also equaled club record with .282 average and set franchise bests in hits (1,603), doubles (333) and extra-base hits (517)...In debut season as hitting coach, Angels' .280 batting average in 2000 is fourth-highest in club history (.282 in 1979, 2002 and 2004) and club posted franchise-best 236 home runs...In 1999, served as hitting instructor under Mike Scioscia for Dodgers' triple-A affiliate Albuquerque... Following dismissal of Dodgers' manager Bill Russell, joined interim manager Glenn Hoffman's staff as first base coach/hitting instructor (June 24, 1998 - rest of season)...Began season as manager of single-A San Bernardino...Spent two previous seasons (1996-97) as manager of Dodgers' rookie-level Great Falls after serving as coach there in 1995...Led Great Falls to Pioneer League finals in 1997...Worked as first base coach for Texas under Kevin Kennedy in 1993-94...Began coaching career at Albuquerque, first as player-coach (under Kennedy) in 1991 before becoming third base coach in 1992...Played 15 years professionally, including 12 in major leagues...Appeared with Dodgers six years (1979-80, 87-90) and Minnesota six years (1981-86)...Compiled .280 career batting average as first baseman, third baseman and outfielder...Also made one appearance as pitcher vs. St. Louis, May 4, 1989...Starred for Dodgers in five-game win over Oakland in 1988 World Series, batting .368 (7/19) with two home runs and five RBI...Hit game-winning homer in final game...Struck out just 246 times in 3,377 career at-bats (once every 13.7 at-bats)...Led A.L. by striking out once every 19.2 at-bats in 1985 and every 19.7 at-bats in 1983...Tied Twins' club record with nine straight hits, April 27-28, 1985...Named A.L. Player of Week, Aug. 13-19, 1984...Named Most Improved Twin in 1983, batting career-best .317...Made major league debut with Dodgers, Aug. 3, 1979...Earned minor league all-star honors each of first three pro seasons (1977-79)...Won Pacific Coast League batting title in 1979 with .371 average...Played baseball and football at University of Oklahoma during 1976-77 season...Earned second team All-American honors in baseball...Participated in 1977 Fiesta Bowl as wide receiver and punter...Attended Mesa (AZ) Community College (1974-76), earning junior college All-American honors in baseball and football...Graduated from Mesa (AZ) High School in 1974...Brother, Hal, was catcher in Kansas City's farm system from 1980-85...Assists Angels Community Relations with baseball clinics and conducts batting clinics for charity...Full name is Michael Vaughn Hatcher.



Photo courtesy of Los Angeles Times

HATCHER'S LIFETIME PLAYING RECORD

Years	AVG	G	AB	R	H	2B	3B	HR	RBI	BB	SO	SB
12	.280	1130	3377	348	946	172	20	38	375	164	246	11

LIFETIME PITCHING RECORD

Years	W-L	ERA	G	GS	CG	SHO	SV	IP	H	R	ER	BB	SO
1	0-0	9.00	0	0	0	0	0	1.0	0	1	1	3	0

LEAGUE CHAMPIONSHIP SERIES RECORD

Years	AVG	G	AB	R	H	2B	3B	HR	RBI	BB	SO	SB
1	.238	6	21	4	5	2	0	0	3	3	0	0

WORLD SERIES RECORD


Years	AVG	G	AB	R	H	2B	3B	HR	RBI	BB	SO	SB
1	.368	5	19	5	7	1	0	2	5	1	3	0

HATCHER'S MANAGERIAL RECORD

Year	Club	League	Won	Lost	Pct.	Position
1996	—Great Falls	Pioneer	33	39	.458	Fourth
1997	—Great Falls	Pioneer	40	32	.556	First
1998	—San Bernardino	California	29	48	.377	—
Minor League Totals			102	119	.462	



2007 ANGELS



ORLANDO MERCADO

OPENING DAY AGE: 45
 BIRTHPLACE: Arecibo, PR
 CHILDREN: Sheika, Orlando, Nicole
 APPOINTED: Dec. 21, 1999

BORN: Nov. 7, 1961
 RESIDES: Arecibo, PR

BULLPEN COACH BATS: Right THROWS: Right HT: 6-0 WT: 230



CAREER HIGHLIGHTS:

- Begins 14th season in Angels' organization and fifth as bullpen coach...Received contract extension through the 2007 season, Nov. 28, 2005...Served as Angels' bullpen catcher for three previous seasons (2000-02)...Spent five seasons as Angels' minor league coach, including two seasons with rookie-level Butte (1998-99), one at double-A Midland (1997) and two with rookie-level Mesa (1995-96)...Served as player-coach at triple-A Vancouver in 1994...As catcher, played professionally for 17 seasons with 12 different organizations, originally signing with Seattle as free agent, Jan. 6, 1978...Appeared in major leagues with eight different franchises: Seattle (1982-84), Texas (1986), Detroit (1987), Los Angeles (1987), Oakland (1988), Minnesota (1989), New York Mets (1990) and Montreal (1990)...Spent final four seasons of playing career in minor leagues with Mets (1991-92), Chicago Cubs (1993), Cleveland Indians (1993) and Angels (1994)...Made major league debut as 20-year-old for Mariners, Sept. 13, 1982...Collected first hit (grand slam off Steve Comer of Texas) in first major league start, Sept. 19...Also teamed with Edwin Nunez (age 19) that same night to form youngest battery in Mariners' history...Attended Dr. Trina Padilla de Sanz H.S. in Arecibo, PR...Led youth Mickey Mantle team to world championship...Assists Angels Community Relations with youth baseball clinics and other community events...Full name is Orlando Mercado Rodriguez.



Photo courtesy of Seattle Mariners

MERCADO

MERCADO'S LIFETIME PLAYING RECORD

Years	AVG	G	AB	R	H	2B	3B	HR	RBI	BB	SO	SB
8	.199	253	562	40	112	17	4	7	45	42	82	4



2007 ANGELS



RON ROENICKE

OPENING DAY AGE: 50 BORN: Aug. 19, 1956
 BIRTHPLACE: Covina, CA RESIDES: Chino Hills, CA
 MARRIED: Karen Kranzer, Nov. 16, 1985
 CHILDREN: Lance
 APPOINTED: Nov. 23, 1999

BENCH COACH

BATS: Switch THROWS: Left HT: 6-0 WT: 183

10

CAREER HIGHLIGHTS:

■ Begins eighth season with Angels and second as bench coach... Was third base coach for first six seasons with club...Received contract extension through the 2007 season, Nov. 28, 2005... Served as manager of Fresno Grizzlies (San Francisco's triple-A affiliate) of Pacific Coast League in 1999...Led Grizzlies to 73-69 record and second place finish in Southern Division, one-half game behind eventual-league champion Salt Lake...Spent seven previous seasons in Los Angeles Dodgers' organization...Managed double-A San Antonio (1997-98) and Albuquerque (1998), getting promoted to triple-A, June 26, 1998, after Glenn Hoffman was named Dodgers' manager...Named Manager of Year in 1997 after Missions won Texas League Championship (84-55 record)...Served as hitting instructor for triple-A Albuquerque in 1996...Also managed single-A San Bernardino (1995) and rookie-level Great Falls (1994)...Guided San Bernardino to league title (84-54 record) and named California League Manager of Year...Led Great Falls to 34-38 record and third place finish...Spent two seasons (1992-93) as part of Dodgers' major league coaching staff, positioning outfielders as club's "Eye in the Sky"...Played for six clubs in 12-year professional career, appearing as outfielder and first baseman...Appeared eight seasons in major leagues with Los Angeles (1981-83), Seattle (1983), San Diego (1984), San Francisco (1985), Philadelphia (1986-87) and Cincinnati (1988)...Was member of San Diego's 1984 National League Championship team...Appeared in two games as outfielder and pinch-runner in World Series vs. Detroit...Batted .238 (256/1076) with 17 home runs and 113 RBI in 527 major league games...Originally selected by Los Angeles in first round of secondary phase of June, 1977 free agent draft...Attended Mt. San Antonio College in Walnut, CA (1975-76) and UCLA (1977)...Brother Gary was outfielder with Montreal Expos, Baltimore Orioles, New York Yankees and Atlanta Braves (1976-88) and currently scouts for Baltimore Orioles...Assists Angels Community Relations with youth baseball clinics and other community events...Full name is Ronald Jon Roenicke (Pronounced Ren-a-key).



Photo courtesy of Los Angeles Dodger

ROENICKE'S LIFETIME PLAYING RECORD

Years	AVG	G	AB	R	H	2B	3B	HR	RBI	BB	SO	SB
8	.238	527	1076	141	256	51	3	17	113	190	195	24

LEAGUE CHAMPIONSHIP SERIES RECORD

Years	AVG	G	AB	R	H	2B	3B	HR	RBI	BB	SO	SB
1												

Did Not Play

WORLD SERIES RECORD

Years	AVG	G	AB	R	H	2B	3B	HR	RBI	BB	SO	SB
1	.000	2	0	0	0	0	0	0	0	0	0	0

ROENICKE'S MANAGERIAL RECORD

Year	Club	League	Won	Lost	Pct.	Position
1994	Great Falls	Pioneer	34	38	.472	Third
1995	San Bernardino	California	84	54	.609	First
1997	San Antonio	Texas	84	55	.604	First
1998	San Antonio	Texas	38	30	.559	—
	Albuquerque	Pacific Coast	33	37	.471	—
1999	Fresno	Pacific Coast	73	69	.514	Second
Minor League Totals			346	283	.550	





STEVE SOLIZ

OPENING DAY AGE: 36
 BIRTHPLACE: Ventura, CA
 APPOINTED: Dec. 9, 2002

BORN: Jan. 27, 1971
 RESIDES: Long Beach, CA

BULLPEN CATCHER BATS: Right THROWS: Right HT: 5-10 WT: 200

61

CAREER HIGHLIGHTS:

- Begins fifth season as Angels' bullpen catcher...Spent eight professional seasons as catcher with Cleveland (1993-99) and San Diego (2000-01) franchises...Compiled .236 batting average (345/1463) with 168 runs scored, 62 doubles, 3 triples, 13 home runs and 144 RBI in 473 minor league games...Was catcher in the 1998 Triple-A World Series...Originally selected by Indians in 13th round of 1993 free agent draft...Signed by Padres, Nov. 22, 1999, after being granted free agency following 1999 season...Elbow injury sidelined him in 2001 and eventually ended his playing career...Served as volunteer coach for the Yuma (AZ) Bullfrogs in the independent Western League in 2002...Played four seasons at Cal State Los Angeles, earning third team All-American and team MVP honors in 1993...A 1989 graduate of Rio Mesa High in Oxnard (CA)...Active in off-season in youth baseball camps and clinics...Assists Angels Community Relations during the season with various youth baseball clinics and community appearances...Full name is Steven Soliz Jr.



TM



ANGELS™

TEAM STORE

— OPEN DAILY —

LOCATED AT ANGEL STADIUM OF ANAHEIM
FOR MAIL ORDER OR MORE INFORMATION
CALL 888.502.6435



CAN'T MAKE IT TO THE STADIUM?




HAS ANGEL PRODUCTS
UNIVERSAL CITY WALK 818.509.3090
TOYOTA CENTER 310.535.4535
STAPLES CENTER 213.742.7852

HOURS SUBJECT TO CHANGE

TEAMLASTORE.COM

1.888.4TEAMLA



2007 ANGELS

2007 ANGELS



GARRET ANDERSON

OPENING DAY AGE: 34 **BORN:** June 30, 1972
BIRTHPLACE: Los Angeles, CA **RESIDES:** Irvine, CA
MARRIED: Teresa Arciniega, Feb. 20, 1993
CHILDREN: Brianne, Bailey, Garret III
ACQUIRED: Selected in 4th round of 1990 free agent draft
SIGNED THRU: 2008 **M.L. SERVICE:** 12 yrs., 49 days



BATS: Left

THROWS: Left

HT.: 6-3

WT.: 225

16

2006 SEASON:

■ Spent 12th season with Angels making 11th consecutive Opening Day start, tied for second longest stretch in club history (Brian Downing, 11; Tim Salmon, 12)...Batted .280 (152/141) with 17 home runs and 85 RBI in 141 games...280 average marked lowest of career...Logged 80+ RBI for seventh time in eight seasons...Did not commit an error in 94 games in the outfield... Played career-high 45 games as the DH and hit .301 (53/176) in the role...Hit .302 (76/252) after All-Star break after hitting .261 (76/291) before break... Best month came in August as he batted .316 (31/98) with seven home runs and 23 RBI...Hit .313 at home (.247 on road)...Batted .248 (41/165) vs. LHP after hitting .330 (62/188) vs. lefties in 2005...Logged 2,000th career hit with single in 6th inn., July 1 vs. LAD, to become just 5th active player with 2,000 hits and 1,000 RBI for a single franchise (Bagwell, Biggio, B. Williams and F. Thomas) - Manny Ramirez also collected 2,000th hit on same date - first time two players reached 2,000 hit plateau on same day since June 19, 1973 when Willie Davis and Pete Rose did so...Passed Brian Downing (1,661) for most games played in club history May 28 vs. Baltimore (1,662)...Played in 1,500th game in outfield, April 10 vs. Texas, one of only 13 active players to appear in as many games as an outfielder...Saw limited action in Spring Training with soreness in arch of left foot (plantar faciatis), an injury that limited him to 94 games in the outfield in regular season.

MOST HITS IN MLB LAST 10 YEARS (1997-2006)

1	Derek Jeter	1,955
2	Alex Rodriguez	1,808
3	Garret Anderson	1,783
4	Vladimir Guerrero	1,781
5	Johnny Damon	1,765

CAREER HIGHLIGHTS:

■ Angels' all-time leader in several categories, including games (1,760), hits (2,081), doubles (431), total bases (3,297) and RBI (1,128)...Ranks second to Tim Salmon (299) with 241 home runs and third behind Vlad Guerrero (.328) and Rod Carew (.314) with a .297 career avg...One of only nine active big leaguers to have played at least 16 consecutive professional seasons with their original club without having been employed by another organization...His 169 home runs since 2000 rank 4th among AL outfielders...Has not hit below .280 in any ML season...Only Angel in club history with four seasons of 100-or-more RBI...3-time All-Star ('05, '03, '02)...All-Star Game MVP and HR Derby champ at U.S. Cellular Field in 2003...His three-run double in 3rd inn. of Game 7 of World Series proved to be game-winning hit in Angels' 4-1 win...Posted 246 RBI from 2001-02, most over two-year span in club history and only Angel in club history with 100-or-more RBI for four consecutive seasons (2000-2003)...Louisville Silver Slugger award in 2002 and 2003...Named Angels' MVP four times in career, tied with Bobby Knoop for most honors in club history...Owns seven career grand slams, tied with Joe Rudi for most in club history...In 2000, along with Troy Glaus, Tim Salmon and Mo Vaughn, became first quartet of teammates in A.L. history to each collect 30 home runs in one season (7th time in ML history)...In same season, set Angels' HR record before All-Star break (26)...Owns longest hit streak in club history - 28 games, June 28-July 31, 1998...Only Angel in club history to post six hits in one game, 9-27-96 at Tex. (15 inn.)...Named AL Rookie Player of Year by *The Sporting News* and finished second to Minnesota's Marty Cordova in AL Rookie of Year voting in 1995.

POST-SEASON EXPERIENCE:

■ In 2005, led Angels with nine RBI and tied with B. Molina for team lead with three HRs in 10 post-season games... Posted seven RBI in five games in DS vs. NYY as 3 of 5 hits in series went for extra-bases (2 HR, 1 3B)...Posted 4 hits and 5 RBI in Game 3 win at Yankee Stadium and tallied solo HR in decisive Game 5 victory...Gave Angels early 1-0 lead with solo shot in 2nd inn. of Game 1 ALCS win over CWS...Struggled in five games of series, hitting .176 (3/17) with 2 RBI...In 2004, started all three games in CF in ALDS vs. Boston...Went 0-for-8 over first two games before a 2-for-5 in Game 3 at Fenway Park...Finished series batting .154 (2/13) with one run scored...In 2002, played in 1,206 regular season games before making post-season debut...His three-run double in 3rd inn. of Game 7 of World Series proved to be game-winning hit...Hit safely in all seven games of WS and ended '02 post-season on 10-game hit streak...Collected second career post-season HR in Game 3 of ALCS...Batted .389 (7/18) in Division Series vs. NYY...Collected 8th inning game-tying solo HR in Game 2 at Yankee Stadium, first career post-season HR...1 of 7 Angels to hit .300 or better during 2002 post-season.

MAJOR LEAGUE SUMMARY:

■ In 2005, spent 11th season with Angels...Named to third All-Star team in four seasons (2002, 2003)...Drove in 90 plus runs for fifth time in six seasons...Led Angels with 21 RBI in Sept./Oct and hit safely in 25 of last 32 games... Hit .304 (102/336) before ASB, .255 (61/239) after ASB...Hit .307 on road (.259 at home)...Angels went 14-3 when



2007 ANGELS

RBI Guys

Most RBI in AL since 2000

884	Alex Rodriguez
834	Manny Ramirez
813	Miguel Tejada
735	Garret Anderson
726	Jason Giambi

source: Elias

- he homered...Missed eight games (Aug. 14-22) with irritation in right side of lower back and left knee patella tendonitis...Hit safely in 111 of 142 games overall...Batted .330 (62/188) vs. LHP...Logged 7th career grand slam in 11th inn. June 28 at Texas tied him with Joe Rudi for most as Angel...Collected four RBI, June 4 at Boston, to reach 991 and set club RBI record...1000th career RBI, June 26 vs. LAD... One of just four players to have fewer than 300 walks (290) when reaching 1,000 RBI mark (Dante Bichette - 286; Joe Medwick - 289 & Al Simmons - 292)...Made 10th consecutive Opening Day start, third longest stretch in club history (Downing, 11; Salmon, 12)...Celebrated 33rd birthday (6/30) with solo home run (4th career HR on birthday).
- In 2004, played 15th professional season and 10th season in Major Leagues with Angels...Placed on DL April 28 (retroactive to April 22) due to stiffness in upper back - first time on DL in 10-year career...Missed 43 games on DL after missing a total of 32 games over previous seven seasons...Further testing revealed undifferentiated inflammatory arthritis...Activated from DL, June 10...Collected game-winning RBI single in eighth inning, Oct. 2 at Oakland, in contest that clinched AL West for Angels...10 of his 14 HRs came on road as he hit .332 on road opposed to .269 at home...Tied for club lead (Guerrero) with 23 RBI in Sept....Was hit by pitch (Aug. 12 vs. Bal.) for first time since Aug. 25, 1998 (Hideki Irabu), snapping a span of 890 games and 3,807 plate appearances without a HBP...Collected 200th career HR, July 7 at Chicago, just third Angel to reach plateau (Downing, Salmon)...Collected second multiple-HR game of season and 11th of career, June 26th at Los Angeles (also posted two home runs, April 7th at Seattle)...Agreed to terms April 13 on four-year contract extension with club option for 2009.
 - In 2003, was recipient of Gene Autry Trophy (Team MVP) for third consecutive season and fourth time of career (also 1999), tying Bobby Knoop for most honors in club history...Finished in top 10 in AL in 15 offensive categories, batting .315 (6th in AL) with 29 home runs, 49 doubles (1st in AL) and 116 RBI (5th in AL)...315 clip marked best of career and his 201 hits marked career-best as he became just third Angel to reach 200 hit mark...Became fourth player in club history to lead team in average, HR and RBI in one season, first since Chili Davis in strike-shortened 1994...Of his 29 HRs, 14 tied game or gave Angels lead...Posted 100-or-more RBI for fourth straight season after he was first Angel to post 100 RBI in three-straight seasons in 2002...Infield single, Aug. 17 vs. Detroit, was 1,589th of career, setting Angels' club record for hits in career (Brian Downing - 1,588)...Tied the mark in 546 fewer at-bats than Downing...Fell one double short (hit 56 in 2002) of becoming just fifth active player in ML with multiple 50-double seasons...Named Pepsi AL Player of the Week for the final week before the All-Star break...Hit safely in all six games of the week, batting .435 (10/23) with six runs scored, three home runs and six RBI...Reached 20+ HR by All-Star break (also 26 HRs in 2000 which stands as club record before the break)...One of five Angels to post 20 or more HR before the All-Star break twice (also Leon Wagner, Don Baylor, Wally Joyner and Troy Glaus)...**All-Star Game in Chicago**...Named as starting left-fielder (replacement for Manny Ramirez) for All-Star game at U.S. Cellular Field, joining third baseman Troy Glaus, as first Angels' duo to start Mid-Summer Classic since Rod Carew and Reggie Jackson in 1984...Won Century 21 HR Derby outlasting Albert Pujols in final round...Anderson (3/4, 1 2B, 1 HR, 2 RBI) left the 74th All-Star Game as the third Angel to capture game MVP honors, joining Fred Lynn (1983) and Leon Wagner (1962 - Game 2)...First player to claim both HR Derby and MVP honors since Cal Ripken in 1991...12 HRs in June led the AL and marked most in any month in his career, one-shy of tying Angels' single month mark...Posted five home runs in three-game series, June 3-5, at Montreal (Puerto Rico)...Tied club record with three home runs, June 4 at Montreal, marking 11th time (10th player) an Angel accomplished feat...Single in third inning was career hit No. 1,500...13 outfield assists ranked T2nd in AL...Named AL Pepsi Player of the Week for the period of June 2-8...Batted .448 (13/29) with eight runs scored, a double, six home runs and 15 RBI...Marked first career honor (won Player of the Month Award in July, 1995)...Was 3-for-4 with a double, grand slam and drove in all seven Angel runs (tying career-high for RBI in a game - third time), May 8 vs. Cleveland...Marked sixth career grand slam, tied with Tim Salmon for second most by an Angel (Joe Rudi - 7)...Made ninth straight Opening Day start for Angels, March 30 vs. Texas...Named to *Sporting News* A.L. All-Star team for second consecutive season...Recipient of Louisville Silver Slugger Award for second time of career...Was finalist along with Alex Rodriguez and Vernon Wells for Players Choice Award for AL Most Outstanding Player.
 - In 2002, selected as recipient of Gene Autry Trophy (as voted by teammates) as Angels' MVP - marked third such honor of career...Finished fourth in the A.L. in BBWAA voting for MVP...Named to A.L. All-Star team for first time of career...Also named to *Sporting News*' A.L. All-Star squad and recipient of a Louisville Silver Slugger award...Set Angels' club record with 88 extra-base hits (2nd in A.L. to A. Soriano), breaking previous mark of 85 set by Troy Glaus in 2000...Finished season with 123 RBI, 4th in AL, tying career-high set in 2001...123 RBI also tied his club record for left-handed hitter...Tied for second in AL with Tim Salmon and Miguel Tejada with 17 GW RBI...Posted 23 RBI in final 23 games played in '02...Collected 344 total bases, a new career-high (336 in 2000) and second most in club history (Darin Erstad - 366 in 2000)...Set career-high with 195 hits...Tied for ML lead (Garciaparra-Boston) with 56 doubles, shattering Angels' previous club record of 42 (last player in AL with 60 doubles was Detroit's Charlie Gehringer in 1936)...Posted 100th RBI, Aug. 31 vs. Baltimore, to become first Angel in club history to post three consecutive 100-or-more RBI seasons (117 in 2000 and 123 in 2001)...Posted 60 multi-hit games (4th in AL)...Equalled career-best seven RBI (Aug. 29, 1996 vs. New York), Sept. 5 at Tampa Bay.
 - In 2001, played 12th professional season and seventh on Angels' Opening Day roster...Finished season with .289 (194/672) average, 83 runs scored, 39 doubles, two triples, 28 home runs, 123 RBI, 27 walks and 13 stolen bases in 161 games...Lone game missed was Aug. 30 at KC...Named recipient of Gene Autry Trophy as team MVP...Set club record for RBI by left-handed batter and tied record for doubles in a game (3)...Became one of four players in Angels' history to post consecutive 100 RBI campaigns (Troy Glaus, Wally Joyner and Mo Vaughn)...Led club in hits for fourth time of career, equaling Jim Fregosi for the most in club history, and posted 180 hits for fifth straight season, only Angel ever to do so...Played 1000th career game, Aug. 7 vs. Chicago, just seventh player in Angels history to accomplish feat...Registered fifth career grand slam, July 8 at Colorado...Marked lone slam by Angels in 2001...Was on back end of three consecutive home run effort by Angels, July 26 vs. Tampa Bay (Troy Glaus & Darin Erstad)...Totalled club-best 41 clutch RBI, 34 which put Angels in lead.



2007 ANGELS

- In 2000, played 11th professional season and sixth on Angels' Opening Day roster...Batted .286 (185/647) with 92 runs scored, 40 doubles, three triples, 35 home runs and 117 RBI in 159 games...Along with Troy Glaus, Tim Salmon and Mo Vaughn, became first quartet of teammates in A.L. history to each collect 30 home runs in one season (seventh time in ML history)...Along with Vaughn, tied then club record for RBI in season by left-handed batter (Wally Joyner - 1987)...Set Angels' HR record before All-Star break (26), passing Troy Glaus' (2000) and Leon Wagner's (1962) mark of 25 HR...Was on front end (June 24 vs. Min.) and back end (May 28 at KC) of three consecutive home runs hit in inning...HR at Kansas City was Angels' fourth of inning, setting club record...Collected career hit No. 1,000, Aug. 28 vs. Toronto, becoming just fifth player to post 1,000 hits in Angels' uniform (Downing, Fregosi, Grich and Salmon)...Registered fourth career grand slam, May 21 vs. KC...HR came on front end of back-to-back home runs (Glaus)...Marked sixth ML GS of day (May 21, 2000), setting ML record...Reached 100 RBI plateau, Sept. 15 at Minnesota, for first time of career...Connected for 100th HR of career, July 21 at Oakland...Homered in three straight games, June 24-26, for second time in career (June 14-16, 1995)...Was ejected in eighth inning, May 26 at Kansas City, by home plate umpire Tony Randazzo...Marked first ejection of ML career and second as professional...Agreed to four-year contract extension through 2004, April 14.
- In 1999, was recipient of Gene Autry Trophy, as Angels' MVP as voted by teammates...Marked first time honored in career...Batted .303 (188/620) with 88 runs scored, 36 doubles, two triples, 21 home runs, 80 RBI and three stolen bases in 157 games...Collected two home runs, May 25 vs. Baltimore for first multi-home run game of career... Hit in club-best 17 straight games, Aug. 30-Sept. 17 (.380, 27/71)...Also recorded 16-game hit streak, July 6-25 (.381; 24/63)...Posted .993 fielding percentage (3/416) in 153 games (152 starts)...Tied for club lead with seven outfield assists...Underwent corrective surgery to release trapped nerve in left foot, Oct. 21...Surgery was performed by Dr. Philip Kwong and Angels' Medical Director Dr. Lewis Yocum at UCI Medical Center.
- In 1998, batted .294 (183/622) with 62 runs scored, 41 doubles, seven triples, 15 home runs, 79 RBI and eight stolen bases in 156 games...Hit safely in Angels' record 28 straight games, June 28-July 31 (.405; 47/116)...Streak surpassed previous record set by Rod Carew (25 games; May 23-June 21, 1982)...Streak equaled sixth longest in majors over last decade (fourth longest in A.L.) and was second longest in A.L. in 1998 (Eric Davis, Bal.; 30 games)...Connected for third career grand slam home run, May 25 vs. Kansas City (off Tim Belcher; 1st inn.)...Posted 500th career hit, April 16 vs. Tampa Bay... Collected club record-tying two hits in an inning, Sept. 9 vs. Minnesota (3rd inn.)...Posted .983 fielding percentage, totaling six errors in 343 total chances (155 games, 152 starts)...Led Angels outfielders with 11 assists and three double plays...Made 32 starts in left field and 120 starts in right field...Member of MLB All-Star team that toured Japan in winter.
- In 1997, played eighth professional season and third on Angels' Opening Day roster...Batted .303 (189/624) with 76 runs scored, 36 doubles, three triples, eight home runs, 92 RBI and 10 stolen bases in 154 games...Became fourth player in 1990's to collect 90-or-more RBI and less than 10 home runs in season (Paul Molitor-1990, 9 & 113; Tony Gwynn-1995, 9 & 90 and Jeff King-1993, 9 & 98)...Collected second career grand slam, July 28 at Cleveland (2nd Game off Orel Hershiser)...Posted .992 (3/360) fielding percentage, ranking eighth among A.L. outfielders and fourth among left fielders.
- In 1996, played seventh professional season and second on California's Opening Day roster...Batted .285 (173/607) with 12 home runs and 72 RBI in 150 games (147 starts)...Became first Angel to post more than 600 at-bats since Luis Polonia in 1991 (604)...Became first player in Angels' history to collect six hits in game, Sept. 27 at Texas (15 innings) and second player in M.L. to do so in 1996 (Gerald Williams - NYY)...Hit first career grand slam and collected career-best seven RBI, Aug. 29 vs. New York...Grand Slam was 124th in major leagues in 1996, setting M.L. record (123 in 1995)...Bat and ball from home run were sent to Baseball Hall of Fame in Cooperstown, NY.
- In 1995, began sixth professional season and first on California's Opening Day 28-player roster...Batted .321 with 16 HRs and 69 RBI in 106 games, but fell 50 plate appearances shy of qualifying for club's rookie record for batting average (Wally Joyner's .290 in 1986)...Tied with Kansas City's Keith Lockhart for A.L. rookies with highest average; ranked second in HRs and games (both to Minnesota's Marty Cordova)...Named to Topps' Major League Rookie All-Star team...Placed second with 99 points to Cordova's 105 in Baseball Writers' Association of America, Rookie of the Year voting...Difference of six points represented closest margin for award since 5-3-1 voting tabulation was adopted in 1980...Optioned to Vancouver (triple-A), May 15 to reduce roster to 25-player limit...Recalled by California, June 7...Became everyday left fielder, June 13, and responded with first major league HR vs. Minnesota (Kevin Tapani) in California's 7-2 win...Named AL "Player of the Month" for July, marking first rookie to be honored since inception of award...Batted .410 (43/105) with 22 runs scored, eight doubles, seven HRs and 31 RBI in 25 games...Homered in four of five games, July 14-18, including three straight contests (July 14 and in double-header on July 16), one shy of Angels' rookie mark held by Tim Salmon (Aug. 16-19, 1993)...14-game hitting streak (21/58; .362), Aug. 2-15, equaled longest by rookie (Shawn Green of Toronto)...Registered .978 fielding percentage in 100 games.
- In 1994, was recalled by California, July 26, when outfielder Tim Salmon was placed on 15-day disabled list...Made major league debut following afternoon vs. Oakland...Flied out in first at-bat and recorded first two hits (third and fifth inning singles) off A's Ron Darling in California's 11-3 loss...Recorded first RBI (go-ahead which proved to be game-winner) in sixth inning, July 31 at Texas off Kevin Brown in 4-3 win...Appeared in five games (three starts) with Angels, batting .385 (5/13) with one RBI.

MINOR LEAGUE SUMMARY:

- In 1995, began season with California...Optioned to triple-A Vancouver, May 15 and recalled, June 7...Hit .311 (19/61) with 12 RBI in 14 games with Canadians.



2007 ANGELS

- In **1994**, began fifth professional season with **Vancouver** and received first recall to major leagues, July 27...Was hitting .346 (136/393) with 10 HRs and 82 RBI in 95 games with the Canadians prior to recall...Led Canadians in games played (123), at-bats (505), hits (162), doubles (42) and RBI (102)...Compiled three hitting streaks of 11-or-more games, including 27-game stretch between May 19-June 17...Hitting streak was longest in minor leagues in two years and established franchise record previously set by Dion James in 1983...Batted .380 (46/121) during streak with four HRs and 26 RBI...During stretch, registered eight 2-hit games, three 3-hit contests and career-best six-hit game (eight at-bats), June 17 at Calgary, which equaled 1994 minor league high accomplished by six others...Batted .220 (9/41) with seven RBI in 10 post-season games for Canadians...Voted "Best Offensive Player" and Most Valuable Player by Vancouver media...Selected as starting center fielder in American League triple-A All-Star Game, July 13 at Greer Stadium in Nashville, TN.
- In **1993**, began campaign at triple-A **Vancouver** for first time in professional career...Spent entire season with Canadians, and led club in hits (137) and doubles (34)...34 doubles tied franchise record set previously in 1984 (Doug Loman)...Committed only two errors and was credited with 10 assists (173 total chances; .988 pct.) in 105 games played in outfield...Also appeared in five contests at first base for first time in career, committing no errors in 40 total chances...Named as one of Top 10 prospects by league managers for *Baseball America* for third straight season.
- In **1992**, began season with single-A **Palm Springs** and was among California League leaders in average and RBI when promoted to **Midland** (double-A) July 10...Was hitting .250 on May 27 before batting .411 (60/146) until promotion...Finished season in Midland appearing in 39 games...Batted .274 (40/146) with two HRs and 19 RBI.
- In **1991**, spent entire campaign with single-A **Quad City** in second campaign, playing in 105 games and cracking century mark for first time.
- In **1990**, selected in fourth round of June free agent draft and placed on Boise's (short-A) roster...Played in 25 contests with **Boise** and 32 with **Mesa Angels** (Rookie).

PERSONAL/MISC:

- Garret Joseph Anderson.
- Involved with California Kids, an organization that provides health insurance for children...Supports Boy Scouts of America Recruiting Campaign and Responsible Fatherhood Campaign...Active in Angels' Wives Hospital Visits to UCI Medical Center...Also assisted Calif. Dept. of Social Services, taking part in Major League Dads Campaign...Has recorded public service announcements for the Boys and Girls Clubs of America...Visited U.S. military troops on the Abraham Lincoln aircraft carrier.
- Along with wife Teresa, established charitable foundation "Determined To Dream" which supports Charles MacLay Middle School in Pacoima...The Foundation provides college scholarship money to students who show the most academic improvement...The program also rewards reading excellence, gives students field trip opportunities (this year's group went to Washington DC) and provides tickets to Angels' games...Anderson speaks to MacLay students at Angel Stadium each season.
- Inducted into Arizona Fall League Hall of Fame, Oct. 29, 2004, after playing for the 1993 Tempe Rafters.
- Graduated from Kennedy High School (Granada Hills, CA) in 1990...Played baseball, basketball and football while taking All-L.A. City and All-League prep honors in 1989 and 1990 in baseball...Repeated same honors in basketball in 1990...Member of 1989 Los Angeles City Championship baseball team.
- Signed by Angels' scout Rick Ingalls.

ANDERSON'S LIFETIME PLAYING RECORD

Year	Club	AVG	G	AB	R	H	2B	3B	HR	RBI	SH	SF	HBP	BB	IBB	SO	SB	CS	GDP	SLG	OBP	E
1990	Mesa	.213	32	127	5	27	2	0	0	14	0	3	2	2	0	24	3	0	3	.228	.231	2
	Boise	.253	25	83	11	21	3	1	1	8	0	1	0	4	0	18	0	1	3	.349	.284	2
1991	Quad City	.260	105	392	40	102	22	2	2	42	0	2	0	20	0	89	5	6	16	.342	.295	10
1992	Palm Springs	.323	81	322	46	104	15	2	1	62	0	0	1	21	3	61	1	1	9	.391	.366	6
	Midland	.274	39	146	16	47	5	0	2	19	0	0	0	9	2	30	2	1	8	.349	.316	1
1993	Vancouver	.293	124	467	57	137	34	4	4	71	1	5	0	31	8	95	3	4	15	.409	.334	2
1994	Vancouver	.321	123	505	75	162	42	6	12	102	0	3	1	28	2	93	3	3	7	.499	.356	2
	California	.385	5	13	0	5	0	0	0	1	0	0	0	0	0	2	0	0	0	.385	.385	0
1995	California	.321	106	374	50	120	19	1	16	69	2	4	1	19	4	65	6	2	8	.505	.352	5
	Vancouver	.311	14	61	9	19	7	0	0	12	0	0	0	5	0	14	0	0	3	.426	.364	1
1996	California	.285	150	607	79	173	33	2	12	72	5	3	0	27	5	84	7	9	22	.405	.314	7
1997	Anaheim	.303	154	624	76	189	36	3	8	92	1	5	2	30	6	70	10	4	20	.409	.334	3
1998	Anaheim	.294	156	622	62	183	41	7	15	79	3	3	1	29	8	80	8	3	13	.455	.325	6
1999	Anaheim	.303	157	620	88	188	36	2	21	80	0	6	0	34	8	81	3	4	15	.469	.336	3
2000	Anaheim	.286	159	647	92	185	40	3	35	117	1	9	0	24	5	87	7	6	21	.519	.307	4
2001	Anaheim	.289	161	672	83	194	39	2	28	123	0	5	0	27	4	100	13	6	12	.478	.314	2
2002	Anaheim	.306	158	638	93	195	56*	3	29	123	0	10	0	30	11	80	6	4	11	.539	.332	2
2003	Anaheim	.315	159	638	80	201	49*	4	29	116	0	4	0	31	10	83	6	3	15	.541	.345	1
2004	Anaheim	.301	112	442	57	133	20	1	14	75	0	3	1	29	6	75	2	1	3	.446	.343	2
	Cucamonga (1)	.444	3	9	1	4	0	0	1	1	0	0	0	1	0	1	0	0	0	.778	.500	0
2005	LAA	.283	142	575	68	163	34	1	17	96	0	5	0	23	8	84	1	1	13	.435	.308	5
2006	LAA	.280	141	543	63	152	28	2	17	85	0	7	0	38	11	95	1	0	8	.433	.323	0
Major Totals		.297	1760	7015	891	2081	431	31	241	1128	12	64	5	341	86	986	70	43	161	.470	.327	40

* led or tied for league lead
(1) rehab assignment

Disabling Injuries: 2004 — Early undifferentiated inflammatory arthritis; disabled April 28 (retro to 4/22)-June 9.



2007 ANGELS

	2006					CAREER				
	AVG	AB	H	HR	RBI	AVG	AB	H	HR	RBI
Angels	—	—	—	—	—	—	—	—	—	—
Baltimore	.366	41	15	1	6	.252	425	107	11	49
Boston	.333	21	7	0	4	.304	401	122	13	66
Chicago	.265	34	9	0	6	.295	444	131	13	83
Cleveland	.241	29	7	3	9	.288	430	124	20	85
Detroit	.250	28	7	0	2	.305	423	129	11	66
Kansas City	.158	38	6	0	2	.291	447	130	16	73
Minnesota	.318	22	7	0	5	.296	439	130	19	70
New York	.192	26	5	2	5	.300	417	125	12	66
Oakland	.358	53	19	3	8	.327	672	220	21	102
Seattle	.303	76	23	3	13	.289	693	200	21	99
Tampa Bay	.480	25	12	0	2	.269	320	86	11	49
Texas	.241	79	19	2	14	.300	699	210	26	135
Toronto	.182	22	4	1	3	.288	434	125	11	57
Arizona	.182	11	2	0	0	.222	54	12	4	10
Atlanta	—	—	—	—	—	.308	13	4	0	4
Chicago	—	—	—	—	—	.333	15	5	1	2
Cincinnati	—	—	—	—	—	.417	12	5	0	2
Colorado	.000	3	0	0	0	.383	60	23	6	16
Florida	—	—	—	—	—	.269	26	7	1	5
Houston	—	—	—	—	—	.273	11	3	0	1
Los Angeles	.400	15	6	0	2	.311	206	64	9	32
Milwaukee	—	—	—	—	—	.346	130	45	1	23
New York	—	—	—	—	—	.556	18	10	2	4
Philadelphia	—	—	—	—	—	.182	11	2	0	0
Pittsburgh	—	—	—	—	—	.435	23	10	2	3
St. Louis	—	—	—	—	—	.250	12	3	0	1
San Diego	.333	12	4	2	4	.308	78	24	4	11
San Francisco	.000	8	0	0	0	.181	72	13	1	3
Washington	—	—	—	—	—	.400	30	12	5	11

	2006					CAREER				
	AVG	AB	H	HR	RBI	AVG	AB	H	HR	RBI
March	—	—	—	—	—	.429	7	3	0	1
April	.309	94	29	4	17	.295	1050	310	31	148
May	.241	87	21	0	14	.278	1062	295	39	173
June	.224	85	19	3	13	.290	1169	339	56	202
July	.296	81	24	1	9	.322	1231	396	41	195
Aug.	.316	98	31	7	23	.296	1298	384	38	214
Sept.	.286	98	28	2	9	.291	1139	332	34	183
Oct.	—	—	—	—	—	.373	59	22	2	12
Home	.313	272	85	8	51	.297	3492	1036	108	547
Road	.247	271	67	9	34	.297	3523	1045	133	581
Vs. LHP	.248	165	41	3	26	.291	2180	635	65	371
Vs. RHP	.294	378	111	14	59	.299	4835	1446	176	757
Pre-ASG	.261	291	76	7	47	.290	3664	1063	140	587
Post-ASG	.302	252	76	10	38	.304	3351	1018	101	541
RISP	.303	152	46	4	68	.294	1948	573	62	851
Bases Loaded	.333	9	3	0	7	.303	185	56	7	158
Pinch-hitting	.000	1	0	0	0	.368	19	7	0	2
DH	.301	176	53	8	28	.285	625	178	19	95

CAREER BATTING AT MAJOR LEAGUE PARKS

AL	AVG	AB	H	HR	RBI
Ameritrust Field	.288	378	109	15	70
Angel Stadium	.297	3492	1036	108	547
Camden Yards	.265	204	54	5	24
Comerica Park	.337	104	35	2	16
Fenway Park	.321	224	72	9	42
Jacobs Field	.278	227	63	10	47
Kauffman Stadium	.271	199	54	6	22
Kingdome	.267	90	24	2	12
McAfee Coliseum	.344	337	116	9	54
Metrodome	.315	216	68	8	33
Rogers Centre	.276	225	62	6	30
SafeCo Field	.283	247	70	12	44
Tiger Stadium	.275	109	30	5	14
Tropicana Field	.260	169	44	5	24
U.S. Cellular Field	.274	212	58	7	37
Yankee Stadium	.283	198	56	8	32

NL	AVG	AB	H	HR	RBI
AT&T Park	.100	20	2	0	0
Busch Stadium	.250	12	3	0	1
Chase Field	.273	33	9	3	6
Coors Field	.500	30	15	4	11
County Stadium	.413	63	26	1	14
Dodger Stadium	.319	94	30	7	16
Dolphin Stadium	.308	13	4	1	4
H. H. Bithorn Stadium, P.R.	.563	16	9	5	11
Miller Park	.273	11	3	0	6
Minute Maid Park	.273	11	3	0	1
PNC Park	.545	11	6	1	2
Qualcomm Stadium	.300	30	9	2	4
Shea Stadium	.500	10	5	0	0
3Com Park	.118	17	2	0	0
Turner Field	.308	13	4	0	4

CAREER MULTIPLE-HOME RUN GAMES (11)

June 16, 2004 at Los Angeles
 June 14, 2003 vs. New York Mets
 June 6, 2002 vs. Texas
 July 3, 2000 vs. Seattle

April 7, 2004 at Seattle
 July 10, 2003 vs. Kansas City
 Aug. 12, 2001 vs. Toronto
 May 25, 1999 vs. Baltimore

June 4, 2003 at Montreal (3)
 Sept. 5, 2002 at Baltimore
 Aug. 2, 2001 at Boston

CAREER GRAND SLAMS (7)

June 28, 2005 at Texas
 May 21, 2000 vs. Kansas City
 Aug. 29, 1996 vs. New York

May 8, 2003 vs. Cleveland
 May 25, 1998 vs. Kansas City

July 8, 2001 at Colorado
 July 28, 1997 at Cleveland

ALL-STAR GAME RECORD

Year	Club	Site	AVG	G	AB	R	H	2B	3B	HR	RBI	SH	SF	HBP	BB	IBB	SO	SB	CS	GDP	SLG	OBP	E
2002	—	AL, Mil.	.000	1	4	0	0	0	0	0	1	0	0	0	0	0	0	0	0	0	.000	.000	0
2003	—	AL, CWS	.750	1	4	1	3	1	0	1	2	0	0	0	0	0	1	0	0	0	1.750	.750	0
2005	—	AL, Det.	.000	1	2	0	0	0	0	0	0	0	0	0	0	0	1	0	0	0	.000	.000	0
Totals			.300	3	10	1	3	1	0	1	3	0	0	0	0	0	2	0	0	0	.700	.300	0

DIVISION SERIES TOTALS

Year	Club	Opp	AVG	G	AB	R	H	2B	3B	HR	RBI	SH	SF	HBP	BB	IBB	SO	SB	CS	GDP	SLG	OBP	E
2002	—	Ana, NYY	.389	4	18	5	7	2	0	1	4	0	0	0	1	0	3	0	0	1	.667	.421	0
2004	—	Ana, Bos.	.154	3	13	1	2	0	0	0	0	0	0	0	0	0	3	0	0	0	.154	.154	0
2005	—	LAA, NYY	.263	5	19	2	5	0	1	2	7	0	1	0	0	0	0	0	0	0	.684	.250	0
Totals			.280	12	50	8	14	2	1	3	11	0	1	0	1	0	6	0	0	1	.540	.288	0

2007 ANGELS

LEAGUE CHAMPIONSHIP SERIES TOTALS

Year	Club, Opp.	AVG	G	AB	R	H	2B	3B	HR	RBI	SH	SF	HBP	BB	IBB	SO	SB	CS	GDP	SLG	OBP	E
2002	—Ana, Min.	.250	5	20	3	5	1	0	1	3	0	0	0	1	0	0	0	1	0	.450	.286	0
2005	—LAA, CWS	.176	5	17	2	3	0	0	1	2	0	1	0	1	0	5	0	0	.353	.211	0	
Totals		.216	10	37	5	8	1	0	2	5	0	1	0	2	0	5	0	1	.405	.250	0	

WORLD SERIES TOTALS

Year	Club, Opp.	AVG	G	AB	R	H	2B	3B	HR	RBI	SH	SF	HBP	BB	IBB	SO	SB	CS	GDP	SLG	OBP	E
2002	—Ana, SF	.281	7	32	3	9	1	0	0	6	0	0	0	0	0	3	0	0	1	.313	.281	1

CAREER FIELDING

POS	PCT	G	PO	A	E	TC	DP
OF	.989	1588	3539	87	40	3666	16

ANDERSON'S BESTS

	Season	Game
AVG	.321 — 1995	6 — at Tex., 9-27-96
H	201 — 2003	3 — at Mon. (San Juan, PR), 6-4-03
HR	35 — 2000	7 — three times, last, 5-8-03 vs. Clev.
RBI	123 — 2002 & 2001	2 — at NY, 5-14-03 & at Min., 6-2-02
SB	13 — 2001	Hit Streak 28 — June 28-July 31, 1998



JOSE ARREDONDO

OPENING DAY AGE: 23 BORN: March 30, 1984
 BIRTHPLACE: San Pedro de Macoris, DR
 RESIDES: San Pedro de Macoris, DR
 CHILDREN: Estesi, Edwin
 ACQUIRED: Signed as non-drafted free agent, June 25, 2002
 SIGNED THRU: 2007

RHP

BATS: Right

THROWS: Right

HT.: 6-0

WT.: 175

66

2006 SEASON:

- Split season between single-A **Rancho Cucamonga** and double-A **Arkansas**...Posted 5-6 record and 2.30 ERA (90 IP - 23 ER) in 15 starts with Rancho Cucamonga...Allowed 62 hits (4 HR), walked 35 and struck out 115...Led club with 115 strikeouts...Longest outing was eight innings (twice)...Struck out nine-or-more batters five times, including season-best 11 May 31 vs. Lancaster (6.2 IP)...ERA was 1.88 in May (2-3 record, 28.2 IP - 6 ER)...Opponents batted .201 against him...Selected to California League All-Star Game and California League Post-Season All-Star Team...Finished 2-3 with one complete game shutout and a 6.53 ERA (60.2 IP - 44 ER) in 11 starts with Arkansas...Allowed 80 hits (8 HR), walked 22 and struck out 48...Pitched five-hit complete game shutout in first start, July 5 at Wichita (2 BB, 8 SO, 1WP)...Named Texas League Pitcher of the Week for July 3-9 for efforts...Opponents batted .319 against him.

MINOR LEAGUE SUMMARY:

- In **2005**, split season between double-A **Arkansas** and rookie **Orem**...Posted no record and 3.38 ERA (5.1 IP - 2 ER) in five relief appearances with Arkansas...Walked four batters and struck out four...Recorded 5-0 record and 4.19 ERA (68.2 IP - 32 ER) in 15 games (13 starts) for Orem...Ranked sixth in league in ERA...Led club in innings pitched and strikeouts (60)...Allowed 76 hits (4 HR) and walked 20 batters...In post-season with Orem, made two starts in club's Pioneer League Championship season...Defeated Ogden, 2-1, Sept. 9 at Orem (8 IP, 2 H, 1 R, 0 ER, 1 BB, 13 SO, 1 WP) and was not involved in club's 3-2 win at Helena (7 IP, 2 H, 1 R, 1 ER, 3 BB, 8 SO) in championship clincher...Named Pioneer League All-Star Honorable Mention.
- In **2004**, played for Angels rookie club at **Mesa**...During season made transition from shortstop to pitcher...Batted .191 (13/68) with six runs scored, two doubles and three RBI in 28 games as shortstop...Appeared in eight games in relief, posting no record and a 2.92 ERA (12.1 IP - 4 ER)...Walked four batters and struck out 14.
- In **2003**, played for **Angels** Dominican Summer League team...Batted .273 (42/154) with 18 runs scored, three doubles and 19 RBI in 41 games.
- In **2002**, began professional career with **Angels** Dominican Summer League team...Batted .256 (23/90) with 12 runs scored, five doubles, a triple and 11 RBI in 33 games.



2007 ANGELS

PERSONAL/MISC:

- Jose Juan Arredondo (formerly Francisco De La Cruz)...(air-uh-DON-doe)
- Graduated Ava Josefa Puello High School in Dominican Republic.
- Originally signed by Angels' scout Leo Perez.

ARREDONDO'S LIFETIME PITCHING RECORD

Year	Club	W-L	ERA	G	GS	CG	GF	SHO	SV	IP	H	R	ER	HR	HB	BB	IBB	SO	WP	BK	BA
2004	—Angels (ASL)	0-0	2.92	8	0	0	4	0	1	12.1	14	10	4	1	1	4	0	14	2	0	.280
2005	—Arkansas	0-0	3.38	5	0	0	3	0	0	5.1	5	2	2	0	0	4	0	4	0	0	.278
	Orem	5-0	4.19	15	13	0	0	0	0	68.2	76	34	32	4	6	20	0	60	6	0	.285
2006	—R. Cucamonga	5-6	2.30	15	15	0	0	0	0	90	62	28	23	4	6	35	0	115	6	0	.201
	Arkansas	2-3	6.53	11	11	1	1	1	1	60.2	80	47	44	8	1	22	0	48	6	0	.319

ARREDONDO'S LIFETIME PLAYING RECORD

Year	Club	AVG	G	AB	R	H	2B	3B	HR	RBI	SH	SF	HBP	BB	IBB	SO	SB	CS	GDP	SLG	OBP	E
2002	—Angels (DSL)	.256	33	90	12	23	5	1	0	11	2	0	1	5	1	19	0	3	1	.333	.302	13
2003	—Angels (DSL)	.273	41	154	18	42	4	3	0	19	0	1	0	7	0	25	9	3	2	.338	.302	20
2004	—Angels (ASL)	.191	28	68	6	13	2	0	0	3	1	0	0	1	0	13	1	2	1	.221	.203	7



ERICK AYBAR

OPENING DAY AGE: 23

BIRTHPLACE: Bani, DR

ACQUIRED: Signed as free agent, Feb. 4, 2002

SIGNED THRU: 2007

BORN: Jan. 14, 1984

RESIDES: Bani, DR

M.L. SERVICE: 86 days

INF

BATS: Switch

THROWS: Right

HT.: 5-10

WT.: 170

32

2006 SEASON:

- Had three stints with Angels in 2006, batting .250 (10/40) with five runs scored, one double, one triple and two RBI in 34 games (6 starts)...Was 1-for-9 as pinch-hitter...All six starts came as shortstop (committed four errors at the position)...Originally recalled, May 16, and made ML debut as pinch-runner that night vs. Toronto...Tallied first RBI with double in 9th inn. June 4 at Cleveland...Connected for PH triple in 9th inn., May 28 vs. Baltimore, first PH-triple by an Angel since 2002...Made first Major League start, May 20 at LAD (SS) and collected first two ML hits (older brother Willy Aybar was starting third baseman for Dodgers in that game)...Hit .283 (96/339) with 63 runs scored, 20 doubles, three triples, six home runs, 45 RBI and 32 stolen bases in 81 games with Salt Lake...Committed 24 errors in 81 games as shortstop...32 stolen bases ranked 4th in Pacific Coast League...Played with Licy in Santo Domingo in Dominican Winter League.

MINOR LEAGUE SUMMARY:

- In 2005, posted 351 hits in two seasons (2004-05), most among all minor league players...Hit over .300 for fourth straight season and fourth season as professional (.316 career hitter entering 2006)...Spent campaign at double-A Arkansas and led Texas League in hits (162), ranked second in stolen bases (49), third in runs (101) and triples (10) and sixth in total bases (238)...Entered August with .285 average and hit .383 (44/115) for month to finish at .303 mark...Hit safely in 32 of last 37 games...Posted 5-for-6 effort, Aug. 24 vs. Wichita...Committed 32 errors in 134 games as shortstop...Named as Texas League All-Star and to the league's Post-Season All-Star Team...Also named to Baseball America's Texas League All-Star Team...Hit .323 (10/31) in seven post-season games as Travs won Eastern League Championship before losing to Midland in Championship Series...Was one of top offensive performers for Licy in 2005-06 Dominican Winter League.
- In 2004, led the minor leagues with 189 hits with Rancho Cucamonga...Also led California League in stolen bases (51)...His .330 batting average ranked third among all switch-hitters in minors and No. 3 in league...Among League leaders, also ranked in games (136 - 2nd), at-bats (573 - 1st), runs (102 - 2nd), total bases (278 - 2nd) and triples (11 - 2nd)...Committed 34 errors in 133 games as shortstop...Season honors included: California League Post-Season All-Star Team, California League Rookie of the Year, Organizational Player of Month for July, Organizational Defensive Player of Month for June and California League All-Star Game Selection.
- In 2003, spent season with single-A Cedar Rapids...Selected to Post-Season All-Star Team, finished fifth in league in average (.308), fourth in hits (153) and runs scored (83) and second in triples (10), leading Kernels in triples, total bases (221) and stolen bases (32)...His .308 average ranked first among all minor league shortstops and ninth among all switch-hitters...Named to SportsTicker's All-Teen Team (honorable mention), Midwest League Post-Season All-Star Team and as Midwest League All-Star Game Selection.
- In 2002, spent first professional season with Provo at age 18...Hit .326 (eighth-best in league), also ranked among league leaders in hits (89, T2nd) and runs scored (64, 3rd)...Named to Pioneer League All-Star Team and Pioneer League Player of Week, Aug. 19-25.

2007 ANGELS

PERSONAL/MISC:

- Erick Johan Aybar (EYE-bar).
- Older brother Willy is an infielder with Braves.
- Named as eighth best prospect in Angels' system by *Baseball America* in 2004 and second best prospect in Texas League for 2005...Tabbed as Angels' third best prospect for 2005 by *Baseball America* with "Best Infield Arm" and "Best Defensive Infielder".
- Angels' third best prospect by *Baseball America* for 2006.
- Attended Freddie Pimental School (DR).
- Originally signed by Angels' scout Leo Perez.

AYBAR'S LIFETIME PLAYING RECORD

Year	Club	AVG	G	AB	R	H	2B	3B	HR	RBI	SH	SF	HBP	BB	IBB	SO	SB	CS	GDP	SLG	OBP	F
2002	— Provo	.326	67	273	64	89	15	6	4	29	2	1	11	21	1	43	15	10	4	.469	.395	16
2003	— Cedar Rapids	.308	125	496	83	153	30	10	6	57	6	3	13	17	0	54	32	9	6	.446	.346	32
2004	— R. Cucamonga	.330	136	573★	102	189★	25	11	14	65	10	5	13	26	1	66	51★	36	3	.485	.370	34
2005	— Arkansas	.303	134	535	101	162★	29	10	9	54	4	8	14	29	0	51	49	23	13	.445	.350	32
2006	— Salt Lake	.283	81	339	63	96	20	3	6	45	1	4	3	21	0	36	32	18	4	.413	.327	24
	LAA	.250	34	40	5	10	1	1	0	2	0	0	0	0	0	8	1	0	1	.325	.250	4

★ led or tied for league lead

2006 CAREER											2006 CAREER										
AVG	AB	H	HR	RBI	AVG	AB	H	HR	RBI	AVG	AB	H	HR	RBI	AVG	AB	H	HR	RBI		
Angels	1.000	1	1	0	0	1.000	1	1	0	0	March	—	—	—	—	—	—	—	—	—	
Baltimore	—	—	—	—	—	—	—	—	—	—	April	—	—	—	—	—	—	—	—	—	
Boston	—	—	—	—	—	—	—	—	—	—	May	.300	10	3	0	0	.300	10	3	0	0
Chicago	.000	0	0	0	0	.000	0	0	0	0	June	.400	5	2	0	1	.400	5	2	0	1
Cleveland	.500	2	1	0	1	.500	2	1	0	1	July	.200	5	1	0	0	.200	5	1	0	0
Detroit	.000	1	0	0	0	.000	1	0	0	0	Aug.	.250	4	1	0	1	.250	4	1	0	1
Kansas City	—	—	—	—	—	—	—	—	—	—	Sept.	.188	16	3	0	0	.188	16	3	0	0
Minnesota	.000	1	0	0	0	.000	1	0	0	0	Oct.	—	—	—	—	—	—	—	—	—	—
New York	.250	4	1	0	1	.250	4	1	0	1	Home	.263	19	5	0	1	.263	19	5	0	1
Oakland	.222	9	2	0	0	.222	9	2	0	0	Road	.238	21	5	0	1	.238	21	5	0	1
Seattle	.000	0	0	0	0	.000	0	0	0	0	Vs. LHP	.250	8	2	0	1	.250	8	2	0	1
Tampa Bay	.000	0	0	0	0	.000	0	0	0	0	Vs. RHP	.250	32	8	0	1	.250	32	8	0	1
Texas	.200	10	2	0	0	.200	10	2	0	0	Pre-ASG	.300	20	6	0	1	.300	20	6	0	1
Toronto	.000	0	0	0	0	.000	0	0	0	0	Post-ASG	.200	20	4	0	1	.200	20	4	0	1
Arizona	.000	0	0	0	0	.000	0	0	0	0	RISP	.375	8	3	0	2	.375	8	3	0	2
Atlanta	—	—	—	—	—	—	—	—	—	—	Bases Loaded	.000	0	0	0	0	.000	0	0	0	0
Chicago	—	—	—	—	—	—	—	—	—	—	Pinch-hitting	.111	9	1	0	0	.111	9	1	0	0
Cincinnati	—	—	—	—	—	—	—	—	—	—	DH	.000	2	0	0	0	.000	2	0	0	0
Colorado	.500	2	1	0	0	.500	2	1	0	0											
Florida	—	—	—	—	—	—	—	—	—	—											
Houston	—	—	—	—	—	—	—	—	—	—											
Los Angeles	.200	10	2	0	0	.200	10	2	0	0											
Milwaukee	—	—	—	—	—	—	—	—	—	—											
New York	—	—	—	—	—	—	—	—	—	—											
Philadelphia	—	—	—	—	—	—	—	—	—	—											
Pittsburgh	—	—	—	—	—	—	—	—	—	—											
St. Louis	—	—	—	—	—	—	—	—	—	—											
San Diego	—	—	—	—	—	—	—	—	—	—											
San Francisco	—	—	—	—	—	—	—	—	—	—											
Washington	—	—	—	—	—	—	—	—	—	—											

AYBAR

CAREER BATTING AT MAJOR LEAGUE PARKS

AL	AVG	AB	H	HR	RBI	NL	AVG	AB	H	HR	RBI
Ameritrust Field	.200	5	1	0	0	Chase Field	.000	0	0	0	0
Angel Stadium	.263	19	5	0	1	Dodger Stadium	.250	8	2	0	0
Comerica Park	.000	1	0	0	0						
Jacobs Field	.500	2	1	0	1						
McAfee Coliseum	.200	5	1	0	0						
Safeco Field	.000	0	0	0	0						
Tropicana Field	.000	0	0	0	0						

CAREER FIELDING

POS	PCT	G	PO	A	E	TC	DP
2B	1.000	3	1	3	0	4	0
SS	.897	19	13	22	4	39	6

AYBAR'S BESTS

Season	Game
AVG .250 — 2006	H 2 — 5-20-06 at LAD
H 10 — 2006	RBI 1 — 8-25-06 vs. NYY & 6-4-06 at Clev.
RBI 2 — 2006	SB 1 — 9-27-06 vs. Texas
SB 1 — 2006	Hit Streak 2 — Sept. 27-28, 2006 & July 9-Aug. 25, 2006





MATT BROWN

OPENING DAY AGE: 24 BORN: Aug. 8, 1982
 BIRTHPLACE: Bellevue, WA RESIDES: Hayden, ID
 ACQUIRED: Selected in 10th round of 2001 free agent draft
 SIGNED THRU: 2007

INF

BATS: Right

THROWS: Right

HT.: 6-0

WT.: 200

63

2006 SEASON:

- Spent campaign at double-A **Arkansas** and put together solid season batting .289 (149/515) with 77 runs scored, 41 doubles, 19 home runs and 79 RBI...Brown led Travelers in hits, runs scored, at-bats and games played (134) and ranked third in league in doubles and fifth in extra-base hits (63)...Was named Texas League Player of the Week (July 10 - 16)...Played with Scottsdale Scorpions of Arizona Fall League...Added to Angels' 40-man roster in November.

MINOR LEAGUE SUMMARY:

- In 2005, moved up to single-A **Rancho Cucamonga** and responded by hitting .262 (128/488) with 12 home runs and 65 RBI in 125 games with Quakes...His 39 doubles ranked second on the squad as his 65 RBI ranked fifth.
- In 2004, broke out with career bests in home runs (23) and RBI (82) with single-A **Cedar Rapids**...23 home runs ranked third in league and his 82 RBI ranked fifth...Committed 30 errors as third baseman...Named as Midwest League All-Star and Midwest League Player of the Week (May 10-16).
- In 2003, split campaign with Rookie-level **Provo** and single-A **Cedar Rapids**...With Provo, led club with 11 home runs (3rd in league) and ranked second on team with 52 RBI (2nd in league)...Provo went on to capture South Division title and advanced to Pioneer League Championship Series...Named Pioneer League Player of Week (Aug. 11-17) and as a Pioneer League Post-Season Honorable Mention...Appeared in 49 games with Cedar Rapids and batted .207 (34/164) with three home runs and 15 RBI.
- In 2002, split season between **Angels' Arizona Summer League** team in Mesa and Rookie-level **Provo**...In 28 games with Mesa, led team batting .361 (35/97) and ranked third on the squad with 22 RBI...Committed one error in 23 games at third base...With **Provo**, helped guide Angels to the South Division crown of Pioneer League...Batted .296 (32/108) in 32 games...His combined average of .327 (67/205) with Mesa and Provo marked his best clip as a professional.
- In 2001, began professional career with the **Angels' Arizona Summer League** team (Mesa)...Struggled with a .163 (23/141) clip in 46 games.

PERSONAL/MISC:

- Matt Benjamin Brown.
- Attended Coeur d'Alene High School (ID).
- Signed by Angels scout Jack Uhey.

BROWN'S LIFETIME PLAYING RECORD

Year	Club	AVG	G	AB	R	H	2B	3B	HR	RBI	SH	SF	HBP	BB	IBB	SO	SB	CS	GDP	SLG	OBP	E
2001	—Angels (ASL)	.163	46	141	14	23	7	1	1	21	1	3	5	18	1	30	1	3	1	.248	.275	15
2002	—Angels (ASL)	.361	28	97	16	35	7	0	2	22	0	2	1	15	0	14	3	1	2	.495	.443	1
	Provo	.296	32	108	14	32	5	1	0	11	0	0	5	15	0	21	3	3	3	.361	.406	7
2003	—Cedar Rapids	.207	49	164	22	34	6	1	3	15	0	1	5	19	0	36	1	0	4	.311	.307	15
	Provo	.292	65	233	58	68	19	0	11	52	0	5	9	42	2	56	2	3	1	.525	.412	18
2004	—Cedar Rapids	.233	122	437	67	102	20	4	23	82	2	5	13	33	1	126	6	6	4	.455	.303	30
2005	—R. Cucamonga	.262	125	488	68	128	39	4	12	65	3	5	11	40	0	125	4	5	10	.432	.329	16
2006	—Arkansas	.289	134	515	77	149	41	3	19	79	2	2	10	47	0	108	7	6	8	.491	.359	29

2007 ANGELS



ORLANDO CABRERA

OPENING DAY AGE: 32

BORN: Nov. 2, 1974

BIRTHPLACE: Cartagena, Colombia

RESIDES: Cartagena, Colombia

CHILDREN: Orhel, Mitchelly

ACQUIRED: Signed as free agent, Dec. 20, 2004

SIGNED THRU: 2008

M.L. SERVICE: 8 yrs, 123 days

INF

BATS: Right

THROWS: Right

HT: 5-9

WT: 185

18

2006 SEASON:

■ In second season with **Angels**, batted .282 (171/607) with 95 runs scored, 45 doubles, one triple, nine home runs and 72 RBI...Led club with 95 runs to match career best set in 2003...Finished tied for fifth in AL with 45 doubles which also set a new Angels' club record by a right-handed batter (previously 42 by D. DeCinces in 1982)...His 171 hits ranked fourth among AL shortstops (Jeter, 211; M. Young, 199; Tejada, 199)...Tied for AL lead with 11 sacrifice flies...Ranked second hardest to fan on AL (1/11.8 PA)...Totalled 16 errors after committing just seven errors in 2005...Logged 27 stolen bases to pass career-best of 25, set in 2002...Has notched 20+ SBs in four of last five seasons...Reached base safely in 117 of his last 135 games...Scored a run or tallied an RBI in 98 of his 153 games played...Reached base safely in 63 consecutive games (April 25-July 6) setting a new Angels' club record, previously held by Chili Davis with 36 consecutive games in 1995...Streak is longest since Ted Williams had a Major League record 84-game streak in 1949 (July 1-Sept. 27) and sixth longest single-season streak in ML history (see chart)...Best month came in June in which he batted .340 (33/97)...Registered straight steal of home, July 2 vs. Dodgers - first Angel to accomplish feat since Tony Phillips, June 28, 1997 vs. Seattle...Posted walk-off single in 10th inning, June 15 vs. KC - second walk-off hit in 2006 and 10th of career...Four HRs in April tied best in a month for career (3rd time) - totaled five home runs rest of season.

CAREER HIGHLIGHTS:

■ Reached base safely (via hit, walk or HBP) in 63 consecutive games April 25-July 6, 2006 - 6th longest single-season streak in Major League history...In 2005, tied for Major League lead among shortstops (O. Vizquel) with .988 fielding pct (7 E) and tied Angels' club record (D. Eckstein - .988 in 2004)...From 2001-04, averaged 160 games per season and his 638 games played in that span trailed only Miguel Tejada (648) and Alex Rodriguez (640)...Played every game for Expos in 2003 and 2001...Prior to Red Sox trade, had played in 271 consecutive games with Expos, five games short of Vladimir Guerrero's club-record 276 consecutive games...In 2003, set Expos club record with 17 home runs by shortstop...Selected as Expos MVP in 2001 and 2003...Holds Expos team record with 21 consecutive stolen bases, breaking mark previously held by Tim Raines (20 in 1981)...Won Rawlings Gold Glove award in 2001...First Major League HR was an inside-the-park effort in 1998.

POST-SEASON EXPERIENCE:

■ In 2005, hit safely in all five games of ALDS vs. NYY...2-run, 2-out single in 7th inn. of Game 2 proved to be game-winner and evened series at 1-1...Hit .200 (4/20) with one HR and 3 RBI in five games of ALCS vs. CWS...Homered in Game 3 vs. J. Garland for first career PS HR...In 2004, made post-season debut with Red Sox in run to World Series title posting .288 (17/59) avg. with four doubles and 11 RBI starting all 14 games at SS...Did not commit error throughout playoffs...Struggled in ALDS vs. Angels hitting .154 (2/13)...Posted all three of his RBI of ALDS in Game 2 with bases-loaded double in 9th...Hit safely in all seven games of ALCS vs. NYY batting .379 (11/29)...His 2-out, 2 RBI single in 4th inning of Game 2 of World Series put Sox up 4-1...Ended WS with .235 clip (4/17) with three RBI.

MAJOR LEAGUE SUMMARY:

■ In 2005 in first season with **Angels**, tied for Major League lead among shortstops (O. Vizquel) with .988 fielding pct (7 E) and tied club record (D. Eckstein - .988 in 2004)...D. Jeter ranked second in AL with .979 pct...Ranked 4th hardest to fan in AL (1/11.7 PA)...Hit .271 (75/277) after ASB, .243 (64/263) before break...8-of-15 RBI in Sept./Oct. tied game or gave Angels lead...Moved up to #2 spot in order July 29 and responded with 39 runs and 32 RBI in 58 games...6 of 8 HR came on road...Stole three bases July 31 at NYY, first Angel with three steals in a game since Rickey Henderson, (9-7-97 at Det.)...Registered 20 plus SBs for third time in four seasons...16 of 21 SBs came after ASB...Activated from 15-day DL, July 16...Placed on DL, July 2 (retro to 6/27) due to right elbow strain (missed total of seven games combined over previous four seasons)...Collected 1,000th career hit, June 13 vs. Washington...Fourth career walk-off HR, April 21 vs. Cleveland, leading off 10th inning...Reunited with V. Guerrero with whom he was a teammate in Montreal organization for nine seasons (1993-94 in Dominican Summer League and 1997-03 in ML).

CABRERA



2007 ANGELS

Most Consecutive Games Reaching Base Safely in Major League History

Player	Team	Games	Year
Ted Williams	Bos	84	1949
Joe DiMaggio	NYN	74	1941
Ted Williams	Bos	69	1941
Ted Williams	Bos	65	1948
Bill Joyce	Bos-AA	64	1891
Orlando Cabrera	LAA	63	2006
George Van Halten	Pit	60	1893

*single-season only
source - SABR

- In **2004**, began 12th professional season with **Montreal Expos**, batting .246 (96/390) with 19 doubles, two triples, four home runs and 31 RBI in 103 games...Traded to **Boston** as part of four-team deal, July 31...Hit .294 (67/228) with 19 doubles, one triple, six home runs and 31 RBI in 58 games with Red Sox...Homered in first plate appearance with Sox, Aug. 1 at Minnesota (off Johan Santana)... Was eighth player in club history to homer in first plate appearance with Red Sox...Went hitless in next 11 at-bats and started Sox career in two-for-21 slump...From that point, hit .314 (65/207), including 12-straight games, Aug. 15-27, where he posted .408 (20/49) average with six doubles, two home runs and 11 RBI...In final 45 games, batted .333 (58/174) with 16 doubles, one triple, five home runs and 28 RBI...Appeared in 161 games between Expos and Red Sox...Did not play on day he was traded and missed two games, Sept. 20-21, to return to Colombia where his wife underwent surgery...In first game back, hit walk-off HR in bottom of 12th inning in Sox 7-6 win over Baltimore...Was third career walk-off homer and second of season (also, June 20 vs. White Sox)...Batted in every spot in lineup at least once between Expos and Sox.
- In **2003**, posted .297 (186/626) with 47 doubles, two triples, 17 home runs and 80 RBI in 162 games with **Expos**... Selected as Expos Most Valuable Player for second time in three seasons...Set career-highs in average and home runs and led team with 80 RBI...Also set career-highs in runs (95) and hits (186)...Set club single-season record for home runs by shortstop passing Wil Cordero (15 in 1994)...Hit safely in career-high 15 games, July 2-20, batting .328 (21/64).
- In **2002**, batted .263 (148/563) with 43 doubles, one triple, seven home runs and 56 RBI in 153 games with **Expos**...Collected 500th base hit, June 4 at Olympic Stadium...Stole third base, Sept. 25 vs. Florida, giving him 21 consecutive stolen bases to break Tim Lincecum's previous record of 20 set in 1981...Committed 29 errors on season, marking most in season for career (27 in 1996).
- In **2001**, hit .276 (173/626) with 41 doubles, six triples, 14 home runs and 96 RBI in 162 games with **Montreal**...Set career-highs in triples and RBI...Ranked second among NL shortstops in RBI...Was crowned **Expos'** Player of the Year and earned Rawlings Gold Glove Award, committing just 11 errors...Played in all 162 games, making him first Expo to accomplish feat since Warren Cromartie in 1980.
- In **2000**, batted .237 (100/422) with 25 doubles, one triple, 13 home runs and 55 RBI in 125 games with **Expos**... Ranked second among NL shortstops in fielding percentage, committing 10 errors in 515 total chances (.981)... Missed 27 games with separated right shoulder, July 15-Aug. 15...Combined with Jose Vidro to post 37 home runs and 152 RBI, second highest totals for shortstop/second base tandem in league (Rich Aurilia and Jeff Kent; 55 HR, 204 RBI)...Was part of 10th triple play in club history after taking throw from Lee Stevens, who had touched first base, then tagged out Sammy Sosa and threw home to get Ricky Gutierrez...Hit two home runs, July 3 at Atlanta...He and Jose Vidro both homered twice in game, marking first time middle-infielders had homered twice in same game since 1993.
- In **1999**, posted .254 (97/382) average with 23 doubles, five triples, eight home runs and 39 RBI in 104 games with **Montreal**...Missed final two months of season after stretching ligaments in left foot after trying to beat out an infield hit, Aug. 8 vs. SD...Played errorless ball in 42 consecutive games, April 28-June 14...Made first opening night start, taking place of Mark Grudzielanek...First career walk-off home run came Aug. 2 at Chicago, off Kevin Tapani (2 run).
- In **1998**, split time between triple-A **Ottawa** and **Montreal**...Called up June 24...First Major League home run was inside-the-park off Phillies Mark Portugal, becoming second Expo to hit an inside-the-park home run as their first career HR (Bombo Rivera in 1976)...Also tied club records by notching two triples in a game and collecting three doubles in separate contest...Doubled off Roger Clemens in first plate appearance after call up.
- In **1997**, batted .222 (4/18) with two RBI in 16 games with **Montreal**...Called up, Sept. 2, making ML debut, Sept. 3.

MINOR LEAGUE SUMMARY:

- In **1998**, started season at triple-A **Ottawa**...Batted .232 (63/272) with nine doubles, four triples and 26 RBI in 66 games.
- In **1997**, worked through three levels of Montreal Expos minor league system before reaching majors in September... Started at single-A **West Palm Beach**, batting .276 (77/279) with 19 doubles, two triples, five home runs and 26 RBI in 69 games...Moved up to double-A **Harrisburg**, June 19, replacing Hiram Bocachica...Selected as Expos Player Development Player of the Month for June by batting .373 with West Palm Beach and .417 at Harrisburg...Joined triple-A **Ottawa**, July 30...Led organization in steals (47).
- In **1996**, posted .252 (129/512) average with 28 doubles, four triples, 14 home runs and 65 RBI in 134 games with single-A **Delmarva**...Led team in at-bats, runs (86), home runs, total bases (207) and stolen bases (51)...Ranked second on team in hits and RBI and finished third in doubles...Selected to South Atlantic League All-Star team at second base...Named to Topps/NAPBL Class A All-Star team.
- In **1995**, spent majority of season at single-A **Vermont**, posting .282 (70/248) average with 12 doubles, five triples, three home runs and 33 RBI in 65 games...Named NY Penn League Player of the Week, Aug. 28-Sept. 3...Finished second on club in average and triples.
- In **1994**, opened season in extended spring training...Joined Gulf Coast League **Expos** midway through season and started by collecting 10 hits in first 18 at-bats...Finished season batting .315 (23/73) with four doubles, one triple and 11 RBI in 22 games.



2007 ANGELS

■ In 1993, batted .344 (42/122) with six doubles, one triple, one home run and 17 RBI in 38 games with Montreal's Dominican Summer League entry...Led team with 14 stolen bases.

PERSONAL/MISC:

- Orlando Luis Cabrera.
- As a scout for the Florida Marlins, his father Jolbert, signed Edgar Renteria...Ironically, Cabrera and Renteria are the only current players in the majors from Colombia.
- His older brother is Jolbert Jr. who signed with St. Louis in 2006 offseason.
- Founded "Bench," his own streetwear clothing line.

CABRERA'S LIFETIME PLAYING RECORD

Year	Club	AVG	G	AB	R	H	2B	3B	HR	RBI	SH	SF	HBP	BB	IBB	SO	SB	CS	GDP	SLG	OBP	E
1993	— DSL Expos	.344	38	122	24	42	6	1	1	17	1	4	2	18	1	11	14	5	2	.434	.425	3
1994	— GCL Expos	.315	22	73	13	23	4	1	0	11	1	0	0	5	0	8	6	0	2	.397	.359	4
1995	— Wst Plm Bch	.200	3	5	0	1	0	0	0	0	0	0	0	0	1	0	0	0	0	.200	.200	1
	Vermont	.282	65	248	37	70	12	5	3	33	2	4	1	16	0	28	15	8	3	.407	.323	17
1996	— Delmarva	.252	134	512	86	129	28	4	14	65	5	4	5	54	4	63	51	18	4	.404	.327	27
1997	— Wst Plm Bch	.276	69	279	56	77	19	2	5	26	1	0	0	27	0	33	32	12	1	.412	.340	20
	Harrisburg	.308	35	133	34	41	13	2	5	20	1	0	0	15	0	18	7	2	0	.549	.378	5
	Ottawa	.262	31	122	17	32	5	2	2	14	3	2	7	0	16	8	1	0	.385	.306	3	
	Montreal	.222	16	18	4	4	0	0	0	2	1	0	0	1	0	3	1	2	1	.222	.263	1
1998	— Ottawa	.232	66	272	31	63	9	4	0	26	2	5	0	28	0	27	19	9	8	.294	.298	12
	Montreal	.280	79	261	44	73	16	5	3	22	5	1	0	18	1	27	6	2	6	.414	.325	7
1999	— Montreal	.254	104	382	48	97	23	5	8	39	4	0	3	18	4	38	2	2	9	.403	.293	10
2000	— Montreal	.237	125	422	47	100	25	1	13	55	3	3	1	25	3	28	4	4	12	.393	.279	10
	Ottawa (1)	.667	2	6	1	4	0	0	0	0	0	0	1	1	0	0	1	0	0	.667	.750	0
2001	— Montreal	.276	162*	626	64	173	41	6	14	96	4	7	4	43	5	54	19	7	15	.428	.324	11
2002	— Montreal	.263	156	263	64	148	43	1	7	56	9	4	2	48	4	53	25	7	16	.380	.321	29
2003	— Montreal	.297	162*	626	95	186	47	2	17	80	3	9	1	52	3	64	24	2	18	.460	.347	18
2004	— Montreal	.246	103	390	41	96	19	2	4	31	2	3	2	28	0	31	12	3	12	.336	.298	7
	Boston	.294	58	228	33	67	19	1	6	31	1	7	1	11	0	23	4	1	4	.465	.320	8
2005	— LAA	.257	141	540	70	139	28	3	8	57	4	2	3	38	4	50	21	2	10	.365	.309	7
2006	— LAA	.282	153	607	95	171	45	1	9	72	3	11	3	51	0	58	27	3	12	.404	.335	16
Angels Totals		.270	294	1147	165	310	73	4	17	129	7	13	6	89	4	108	48	5	22	.385	.323	23
NL Totals		.267	904	3288	407	877	214	22	66	381	31	27	13	233	20	298	93	29	89	.405	.315	93
AL Totals		.274	352	1375	198	377	92	5	23	160	8	20	4	100	4	131	52	6	26	.402	.321	31
Major Totals		.269	1256	4663	605	1254	306	27	89	541	39	47	20	333	24	429	145	35	115	.403	.317	124

* led or tied for league lead
(1) rehab assignment

Signed as non-drafted free agent by Montreal Expos, June 1, 1993.
Traded Montreal Expos to Boston Red Sox, July 31, 2004

Disabling Injuries: 2005 — Right elbow strain, disabled, July 2 (retro to 6/27)—July 16.
2000 — Separated right shoulder; disabled, July 15-Aug. 15.
1999 — Stretched ligaments in left foot; disabled, Aug. 9-Oct. 13.

	2006					CAREER					2006					CAREER					
	AVG	AB	H	HR	RBI	AVG	AB	H	HR	RBI	AVG	AB	H	HR	RBI	AVG	AB	H	HR	RBI	
Angels	—	—	—	—	—	.333	27	9	0	2	—	—	—	—	—	.250	4	1	1	2	
Baltimore	.205	39	8	0	3	.236	110	26	3	19	March	—	—	—	—	.268	724	194	18	83	
Boston	.346	26	9	1	4	.294	102	30	4	15	April	.302	96	29	4	19	.263	809	213	13	85
Chicago	.294	34	10	1	4	.304	125	38	3	17	May	.269	108	29	0	14	.263	809	213	13	85
Cleveland	.250	36	9	1	3	.247	73	18	2	5	June	.340	97	33	1	11	.261	755	197	10	83
Detroit	.250	32	8	1	5	.223	112	25	1	9	July	.238	101	24	3	11	.265	776	206	14	85
Kansas City	.289	38	11	0	6	.277	83	23	0	12	Aug.	.292	106	31	0	8	.270	789	213	16	90
Minnesota	.423	26	11	1	6	.328	58	19	3	9	Sept.	.253	99	25	1	9	.284	763	217	14	103
New York	.250	36	9	1	6	.203	118	24	2	16	Oct.	—	—	—	—	—	.302	43	13	3	10
Oakland	.262	61	16	0	3	.240	150	36	1	10	Home	.310	300	93	3	33	.273	2303	629	40	284
Seattle	.293	75	22	2	11	.312	170	53	4	20	Road	.254	307	78	6	39	.265	2360	625	49	257
Tampa Bay	.429	35	15	0	4	.294	143	42	2	12	Vs. LHP	.243	169	41	1	14	.278	1202	334	15	131
Texas	.221	68	15	0	7	.274	135	37	2	17	Vs. RHP	.297	638	130	8	58	.266	3461	920	74	410
Toronto	.300	40	12	0	6	.306	229	70	4	33	Pre-ASG	.292	332	97	6	47	.265	2541	674	49	281
Arizona	.286	14	4	1	3	.256	156	40	5	18	Post-ASG	.269	275	74	3	25	.273	2122	580	40	260
Atlanta	—	—	—	—	—	.277	365	101	9	55	RISP	.226	155	35	1	54	.264	1162	307	18	422
Chicago	—	—	—	—	—	.315	127	40	1	14	Bases Loaded	.000	6	0	0	2	.217	106	23	0	67
Cincinnati	—	—	—	—	—	.246	138	34	4	18	Pinch-hitting	.000	0	0	0	1	.143	7	1	0	2
Colorado	.400	10	4	0	0	.286	140	40	1	21	DH	—	—	—	—	—	—	—	—	—	—
Florida	—	—	—	—	—	.264	349	92	3	46											
Houston	—	—	—	—	—	.206	102	21	1	5											
Los Angeles	.235	17	4	0	0	.257	175	45	6	26											
Milwaukee	—	—	—	—	—	.302	159	48	3	18											
New York	—	—	—	—	—	.301	355	107	8	42											
Philadelphia	—	—	—	—	—	.281	356	100	9	34											
Pittsburgh	—	—	—	—	—	.195	159	31	0	13											
St. Louis	—	—	—	—	—	.241	133	32	3	7											
San Diego	.143	7	1	0	0	.243	148	36	4	16											
San Francisco	.231	13	3	0	1	.205	156	32	1	12											
Washington	—	—	—	—	—	.500	10	5	0	0											

CABRERA



2007 ANGELS

CAREER BATTING AT MAJOR LEAGUE PARKS

AL	AVG	AB	H	HR	RBI	NL	AVG	AB	H	HR	RBI
Ameritrust Field	.269	52	14	2	10	Astrodome	.350	20	7	0	2
Angel Stadium	.284	556	158	5	55	AT&T Park	.206	68	14	1	4
Camden Yards	.269	52	14	1	11	Busch Stadium	.173	75	13	1	3
Comerica Park	.241	58	14	1	5	Chase Field	.300	90	27	4	12
Fenway Park	.253	154	39	3	22	Cinergy Field	.288	59	17	1	6
Jacobs Field	.194	31	6	0	1	Citizens Bank Park	.259	27	7	1	3
Kauffman Stadium	.212	33	7	0	4	Coors Field	.309	68	21	1	7
McAfee Coliseum	.229	96	22	1	7	County Stadium	.292	48	14	1	3
Metrodome	.333	33	11	3	7	Dodger Stadium	.264	91	24	3	13
Rogers Centre	.279	111	31	2	10	Dolphin Stadium	.272	158	43	2	18
Safeco Field	.310	113	35	4	14	Great American Ballpark	.150	20	3	0	2
Tropicana Field	.328	67	22	1	5	H. Bithorn Stadium, P.R.	.296	159	47	2	15
U.S. Cellular Field	.328	61	20	1	11	Miller Park	.314	35	11	2	8
Yankee Stadium	.197	71	14	0	6	Minute Maid Park	.194	31	6	1	1
						Olympic Stadium	.267	1479	395	32	200
						PETCO Park	.077	13	1	0	0
						PNC Park	.279	43	12	0	3
						Qualcomm Stadium	.271	59	16	1	5
						Shea Stadium	.274	201	55	2	17
						3Com Park	.000	5	0	0	0
						Three Rivers Stadium	.182	33	6	0	4
						Turner Field	.270	185	50	5	27
						Veterans Stadium	.295	149	44	4	13
						Wrigley Field	.237	59	14	1	7

DIVISION SERIES TOTALS

Year	Club, Opp	AVG	G	AB	R	H	2B	3B	HR	RBI	SH	SF	HBP	BB	IBB	SO	SB	CS	GDP	SLG	OBP	E
2004	— Bos., Ana.	.154	3	13	1	2	1	0	0	3	0	0	0	2	0	2	0	0	0	.231	.267	0
2005	— LAA, NYY	.238	5	21	3	5	2	0	0	3	0	0	0	0	0	1	0	0	.333	.238	1	
Totals		.206	8	34	4	7	3	0	0	6	0	0	0	2	0	3	0	0	.294	.250	1	

LEAGUE CHAMPIONSHIP SERIES TOTALS

Year	Club, Opp.	AVG	G	AB	R	H	2B	3B	HR	RBI	SH	SF	HBP	BB	IBB	SO	SB	CS	GDP	SLG	OBP	E
2004	— Bos., NYY	.379	7	29	5	11	2	0	0	5	0	1	0	3	0	5	1	0	1	.488	.424	0
2005	— LAA, CWS	.200	5	20	1	4	1	0	1	3	0	0	0	0	0	2	0	0	.400	.200	1	
Totals		.306	12	49	6	15	3	0	1	8	0	1	0	3	0	7	1	0	1	.429	.340	1

WORLD SERIES TOTALS

Year	Club, Opp.	AVG	G	AB	R	H	2B	3B	HR	RBI	SH	SF	HBP	BB	IBB	SO	SB	CS	GDP	SLG	OBP	E
2004	— Bos., StL.	.235	4	17	3	4	1	0	0	3	0	0	1	3	0	1	0	0	0	.294	.381	0

CAREER FIELDING

POS	PCT	G	PO	A	E	TC	DP
2B	.974	33	69	81	4	154	18
SS	.978	1211	1864	3387	120	5371	741

CABRERA'S BESTS

Season	Game
AVG .297 — 2003	H 4 — six times; last, 5-7-03 vs. SD
H 186 — 2003	HR 2 — 5-30-03 at Phi. & 7-3-00 at Atl.
HR 17 — 2003	RBI 6 — 7-27-03 vs. Atl.
RBI 96 — 2001	SB 3 — 7-31-05 at NYY
SB 27 — 2006	Hit Streak 15 — July 7-20, 2003



2007 ANGELS



HECTOR CARRASCO

OPENING DAY AGE: 37 BORN: Oct. 22, 1969
 BIRTHPLACE: San Pedro de Macoris, DR RESIDES: San Pedro de Macoris, DR
 MARRIED: Tonya Margarita, Feb. 14, 1993
 CHILDREN: Gelen, Hector, Jr.
 ACQUIRED: Signed as free agent, Dec. 2, 2005
 SIGNED THRU: 2007 M.L. SERVICE: 10 yrs, 61 days

RHP

BATS: Right

THROWS: Right

HT: 6-2

WT: 235

48

2006 SEASON:

■ Completed first season with **Angels**, posting 7-3 record, one save and a 3.41 ERA (100.1 IP - 38 ER) in 56 games (three starts)...Allowed 93 hits (10 HRs), walked 27 and struck out 72...Seven wins is career-high and equaled most by Angels reliever this season (Scot Shields)...100.1 innings pitched is best of career...Was 0-2 with a 5.79 ERA (14 IP - 9 ER) as starter and 1-1 with a 3.02 ERA (86.1 IP - 29 ER) as reliever...Save came May 12 vs. Seattle (3 IP, 3 H, 1 R, 1 ER, 1 HR, 1 BB, 1 SO)...Longest outing was six innings pitched, May 1 vs. Oakland (start)...Longest outing in relief was 5.1 innings, Sept. 26 vs. Texas, longest by an Angel reliever in 2006...Was 3-0 with a 0.50 ERA (18 IP - 1 ER) in nine games in Sept...After All-Star break, posted 5-1 record and 2.93 ERA (46 IP - 15 ER) in 27 games...Closed season with personal-best five-game win streak, Aug. 15-Oct. 1...12 of last 14 outings were scoreless, lowering ERA from 4.23 to 3.41...Was 3-0 vs. Texas and posted a 0.71 ERA (12.1 IP - 1 ER) vs. Oakland...Walks high was four, June 27 vs. Colorado (2 IP), and strikeout best was also four (twice)...Opponents batted .244 against him.

CAREER HIGHLIGHTS:

■ Has pitched for New York (NL), Houston, Florida, Cincinnati, Kansas City, Minnesota, Boston, Baltimore, Washington and Angels organizations during 18-year pro career, which began in 1988...Never pitched in Arizona chain, but was selected by Diamondbacks in 1997 Expansion Draft and spent spring of 1998 in Tucson...Yielded Cal Ripken's 3,000th hit, April 15, 2000 at Minnesota.

POST-SEASON EXPERIENCE:

■ In 1995, made first post-season appearance in Game 3 of NLCS for Cincinnati vs. Atlanta...Entered game in seventh inning, pitching 1.1 innings overall...Struck out side in eighth frame...Did not appear in NLDS vs. Los Angeles.

MAJOR LEAGUE SUMMARY:

■ In 2005, had contract selected by **Washington**, April 20...Posted 5-4 record, two saves and 2.04 ERA (88.1 IP - 20 ER) in 64 games (five starts)...Allowed 59 hits (6 HR), walked 38 and struck out 75 batters...Limited opponents to .193 average, including .178 vs. right-handers...Was 4-3 with two saves and 2.04 ERA (62.1 IP - 14 ER) as reliever and 1-1 with a 2.03 ERA (27.1 IP - 6 ER) as starter...Starts came in final five appearances of season...Made emergency start, Sept. 13 at New York Mets, in place of John Patterson (bronchitis)...Start was first of season and second of career...First career start came with Boston, Oct. 1, 2000 at Tampa Bay...Strung together 20.2 consecutive scoreless innings, Sept. 17-Oct. 2, the longest such streak by a National...Did not allow an earned run in first 10 appearances (8 IP)...Saves came April 30 vs. New York Mets (.1 IP) and July 1 at Chicago Cubs (1 IP, 2 SO)...Initial save was first in major leagues since pitching with Baltimore, July 19, 2003 at Angel Stadium...First career win as starter came Sept. 26 at Florida (6 IP, 2 H, 3 BB, 6 SO)...Limited opponents to .127 average with two strikes in count...Notched career-best eight strikeouts, Sept. 22 at San Francisco (5.2 IP)...Recorded 500th career strikeout (Michael Barrett), July 1 at Chicago Cubs...Worked scoreless relief in 50 of 59 appearances out of bullpen...Ranked among NL relief leaders in ERA (6th, 2.04) and batting average against (7th, .200).

■ In 2004, signed with **Kintetsu** Buffalos of Japanese Pacific League, Feb. 14...Was 8-8 with 5 saves and 5.57 ERA in 53 games out of bullpen.

■ In 2003, signed with **Baltimore** as minor league free agent, March 1, and had contract purchased by Orioles, June 29...Made Baltimore debut that afternoon vs. Philadelphia...Remained with club through end of season...Finished 2-6 with one save and 4.93 ERA in 40 games...Save came July 19 vs. Anaheim (2.1 IP), his first since May 29, 2001 at Anaheim...Pitched in both games of Aug. doubleheader at Boston...Fanned season-high four batters, Sept. 4 vs. Oakland and recorded win.

■ In 2002, did not pitch in United States.

■ In 2001, was 4-3 with one save and a 4.64 ERA in 56 games for **Minnesota**...Only Eddie Guardado, Bob Wells and LaTroy Hawkins appeared in more games for the Twins...Worked season-high four innings, June 8 vs. Pittsburgh...Worked 8.1 consecutive scoreless innings, spanning 5 appearances, Aug. 7-17...Limited opposing right-handed batters to .251 batting average against...Stranded 30 of 44 (68%) inherited runners...Earned lone save, May 29 at Anaheim...Suffered one blown save...Was designated for assignment by Minnesota, Oct. 15.

CARRASCO



2007 ANGELS

- In 2000, pitched in career-high 69 games for **Minnesota** and **Boston**...Posted 4-3 record, one save and 4.25 ERA in 61 games for Minnesota before being acquired by Boston, Sept. 10, in exchange for outfielder Lew Ford...Was 1-1 with a 9.45 ERA in eight games (one start) with Boston...Went 3-1 with a 0.98 ERA in first 14 appearances, April 3-May 2...Recorded save, May 12 at Chicago White Sox...Stranded 27 of 49 (55%) inherited runners...Made first major league start, Oct. 1 at Tampa Bay...Allowed two hits in two innings pitched in Boston's 3-2, 10-inning loss...Signed as free agent by Toronto, Jan. 2, 2001.
- In 1999, signed with **Minnesota**, but was placed on 15-Day DL with circulatory disorder in right arm, April 3... Began rehab assignments at Ft. Myers and Salt Lake, June 16...Allowed two runs in 1.2 innings out of bullpen in 1999 major league debut, June 27 at Detroit...Did not allow run in seven appearances, Aug. 2-13...Garnered lone save, Aug. 8 at Kansas City...Went 1-1 with a 1.69 in final 15 appearances, Aug. 22-Oct. 1...Pitched season-high 3.1 innings, Sept. 6 at Tampa Bay.
- In 1998, was 4-2 with one save and 4.28 ERA in 63 games with **Minnesota**...Spent spring training with Arizona, but was claimed off waivers, April 1...Made Twins' debut with 1.0 scoreless inning pitched, April 7 vs. Toronto... Allowed just one home run in 45 games, June 5-Sept. 26...Was 3-0 with a 1.20 ERA in 17 appearances, June 14-July 22...Save June 21 at Chicago White Sox was first since June 24, 1995 vs. Florida...Did not allow run in 10 consecutive appearances, Aug. 12-27...Stranded 38 of 63 (60%) inherited runners...Averaged 6.7 strikeouts per nine innings.
- In 1997, opened season in minor leagues for first time since 1993...Pitched in three games for Indianapolis before being recalled by **Cincinnati**, April 11...Went 1-0 with a 2.30 ERA in 13 appearances, April 11-May 4...Acquired by **Kansas City** with pitcher Scott Service in exchange for outfielders Chris Stynes and Jon Nunnally, July 15... Established career-highs in games (64) and strikeouts (76)...Selected by Arizona with 11th pick in second round in 1998 Expansion Draft, Nov. 18.
- In 1996, was 4-3 with a 3.75 ERA in 56 games with **Cincinnati**...Posted .214 batting average against...Walked 5.4 batters per nine innings...Began season with CIN, but was optioned to Indianapolis, April 16...recalled by Reds, May 23...Went 1-1 with a 0.96 in 14 appearances, June 5-July 5...Did not allow an earned run in nine appearances, June 10-28...Collected first major league hit, a single off Joe Borowski, Aug. 22 at Atlanta...Limited opposing right-handed batters to 181 batting average.
- In 1995, finished 2-7 with five saves and 4.12 ERA in 64 games with **Cincinnati**...Led club in games pitched... Allowed only one home run in career-high 87.1 innings...Posted a 2.72 ERA in first 53 games, April 27-Sept. 6...Did not allow HR in final 55.2 innings, June 14-Sept. 30.
- In 1994, was 5-6 with six saves and a 2.24 ERA in rookie campaign with **Cincinnati**...Member of Reds Opening Day roster despite no experience above single-A...Finished eighth in NL Rookie of the Year voting...Earned win in major league debut, April 4 vs. St. Louis...Worked scoreless 10th inning before Kevin Mitchell homered off Rob Murphy in bottom of inning...Notched first major league save, April 9 vs. Philadelphia...Foot infection rendered stint on 15-Day DL, May 12-June 1...Limited opposing batters to .210 batting average...Left-handed batters hit just .198... Registered career best totals in wins, ERA and saves.

MINOR LEAGUE SUMMARY:

- In 2005, began season at triple-A **New Orleans** after signing minor league contract in off-season...Registered 1-0 record with four saves and 0.00 ERA (8 IP) in six relief appearances...Allowed four hits, walked two and struck out 10 batters...Victory came April 17 vs. Nashville...Had contract selected by **Washington**, April 20.
- In 2003, after signing with Baltimore as minor league free agent, March 1, opened season with **Ottawa** of triple-A International League...Was 4-2 with four saves and 2.22 ERA in 33 games for Lynx before having contract purchased by Orioles, June 29...Limited opposing batters to .208 mark.
- In 1999, signed with Minnesota, but was placed on 15-Day DL with circulatory disorder in right arm, April 3... Began rehab assignments at Ft. Myers and Salt Lake, June 16...Was 0-0 with a 4.50 ERA in one stat with Fort Myers and 1-0 with a 0.00 ERA in three relief appearances with Salt Lake.
- In 1997, opened season in minor leagues for first time since 1993...Pitched in three games for **Indianapolis** (one save and 6.23 ERA) before being recalled by Cincinnati, April 11.
- In 1996, began season with Cincinnati but was optioned to **Indianapolis**, April 16...Was 0-1 with a 2.14 ERA in 13 games (two starts) before recall, May 23.
- In 1993, registered 6-12 record and 4.11 ERA in 26 starts for **Kane County** of single-A Midwest League...Led league in starts and tied for fourth in losses (12)...Following minor league season, was acquired by Cincinnati, Sept. 10, to complete March 27 trade that sent LHP Chris Hammond to Florida in exchange for infielder Gary Scott and player to be named (Carrasco).
- In 1992, signed with Houston as free agent, Jan. 21, and went 5-5 with eight saves and a 2.99 ERA in 49 games with **Ashville**, the Astros' single-A South Atlantic League affiliate...Posted 7.7 strikeouts per nine innings pitched...Was acquired by Florida along with pitcher Brian Griffiths in exchange for pitcher Tom Edens, Nov. 17.
- In 1991, Was 0-1 with one save and a 5.40 ERA in 21 games (one start) for **Pittsfield** of short-season single-A New York-Penn League...Posted 7.7 strikeouts per nine innings pitched.
- In 1990, pitched in just three games (one start) for **Kingsport** of the Rookie-level Appalachian League due to right-elbow injury (4.05 ERA).
- In 1989, was 1-6 with a 5.74 ERA in 12 games (10 starts) for **Kingsport**...Averaged 9.3 strikeouts per nine innings pitched.
- In 1988, opened professional career with 0-2 record and 4.17 ERA in 14 games (two starts) for **Mets'** Rookie-level Gulf Coast League entry...Limited opposing batters to .248 batting average.

2007 ANGELS

PERSONAL/MISC:

- Hector Pacheco Carrasco...(cuH-RAW-sco)
- Brother Filly pitched briefly with Boston's Dominican Summer League club.
- Was originally signed by Mets' scout Eddy Toledo.

CARRASCO'S LIFETIME PITCHING RECORD

Year	Club	W-L	ERA	G	GS	CG	GF	SHO	SV	IP	H	R	ER	HR	HB	BB	IBB	SO	WP	BK	BA
1988	GCL Mets	0-2	4.17	14	2	0	3	0	0	36.2	37	29	17	0	1	13	0	25	5	0	.248
1989	Kingsport	1-6	5.74	12	10	0	1	0	0	53.1	69	49	34	6	1	34	1	55	4	5	.314
1990	Kingsport	0-0	4.05	3	1	0	0	0	0	6.2	8	3	3	1	0	1	0	5	2	0	.308
1991	Pittsfield	0-1	5.40	21	1	0	5	0	1	23.1	25	17	14	1	1	21	0	20	7	0	.263
1992	Asheville	5-5	2.99	49	0	0	30	0	8	78.1	66	30	26	5	3	47	6	67	11	3	.237
1993	Kane County	6-12	4.11	28	28*	0	0	0	0	149.0	153	90	68	11	11	76	6	127	13	1	.266
1994	Cincinnati	5-6	2.24	45	0	0	29	0	6	56.1	42	17	14	3	2	30	1	41	3	1	.210
1995	Cincinnati	2-7	4.12	64	0	0	28	0	5	87.1	86	45	40	1	2	46	5	64	15	0	.257
1996	Cincinnati	4-3	3.75	56	0	0	10	0	0	74.1	58	37	31	6	1	45	5	59	8	1	.214
	Indianapolis	0-1	2.14	13	2	0	4	0	0	21.0	18	7	5	1	1	13	1	17	2	0	.222
1997	Indianapolis	0-0	6.23	3	0	0	2	0	1	4.1	5	3	3	1	0	3	0	4	0	0	.294
	Cincinnati	1-2	3.68	38	0	0	11	0	0	51.1	51	25	21	3	4	25	2	46	3	2	.250
	Kansas City	1-6	5.45	28	0	0	11	0	0	34.2	29	21	21	4	4	16	3	30	8	0	.227
1998	Minnesota	4-2	4.38	63	0	0	20	0	1	61.2	75	30	30	4	1	31	1	46	8	0	.304
1999	Fort Myers (1)	0-0	4.50	1	1	0	0	0	0	2.0	2	1	1	0	0	1	0	1	0	0	.286
	Salt Lake (1)	1-0	0.00	3	0	0	3	0	1	4.1	3	0	0	0	0	1	0	3	0	0	.188
	Minnesota	2-3	4.96	39	0	0	11	0	1	49.0	48	29	27	3	1	18	0	35	4	0	.261
2000	Minnesota	4-3	4.25	61	0	0	18	0	1	72.0	75	38	34	6	3	33	0	57	14	0	.270
	Boston	1-1	9.45	8	1	0	2	0	0	6.2	15	8	7	2	1	5	1	7	0	1	.469
2001	Minnesota	4-3	4.64	56	0	0	12	0	1	73.2	77	40	38	8	0	30	3	70	7	1	.277
2002										DNP											
2003	Ottawa	4-2	2.22	33	0	0	16	0	4	44.2	32	11	11	2	0	20	2	47	7	1	.208
	Baltimore	2-6	4.93	40	0	0	10	0	1	38.1	40	22	21	5	2	20	3	27	0	0	.270
2004	Kintetsu (JAP.)	8-8	5.57	53	0	0	-	0	5	76.0	74	52	47	12	5	37	-	70	4	1	-
2005	New Orleans	1-0	0.00	6	0	0	6	0	0	8.0	4	1	0	0	1	2	0	10	0	0	.143
	Washington	5-4	2.04	64	5	0	13	0	2	88.1	59	23	20	6	6	38	7	75	6	1	.193
2006	LAA	7-3	3.41	56	3	0	24	0	1	100.1	93	42	38	10	5	27	1	72	6	0	.244
A.L. Totals		25-27	4.46	351	4	0	97	0	6	436.1	452	230	216	42	17	180	12	344	47	2	.270
N.L. Totals		17-22	3.17	267	5	0	118	0	13	357.2	296	147	126	19	15	184	20	285	35	5	.225
Major Totals		42-49	3.88	618	9	0	215	0	19	794	748	377	342	61	32	364	32	629	82	7	.250

- * led or tied for league lead
- (1) rehab assignment

Signed with New York Mets' organization as non-drafted free agent, March 20, 1988.

Released by New York Mets, Jan. 6, 1992.

Signed with Houston Astros as minor league free agent, Jan. 20, 1992.

Acquired by Florida Marlins with RHP Brian Griffiths in exchange for RHO Tom Edens, Nov. 17, 1992.

Acquired by Cincinnati Reds, Sept. 10, 1993, as player to be named later to complete March 27, 1993 trade that sent LHP Chris Hammond to Florida in exchange for INF Gary Scott.

Acquired by Kansas City Royals with RHP Scott Service in exchange for INF/OF Chris Stynes and OF Jon Nunnally, July 15, 1997.

Selected by Arizona Diamondbacks as 49th pick in Expansion Draft, Nov. 18, 1997.

Claimed off waivers by Minnesota Twins, April 3, 1998.

Acquired by Boston Red Sox in exchange for outfielder Lou Ford, Sept. 10, 1998.

Granted free agency, Nov. 1, 2000.

Signed with Toronto Blue Jays as free agent, Jan. 4, 2001.

Released by Toronto Blue Jays, March 28, 2001.

Signed with Minnesota Twins as free agent, March 30, 2001.

Granted free agency, Oct. 19, 2001.

Signed with Texas Rangers as free agent, Jan. 23, 2002.

Released by Texas Rangers, April 30, 2002.

Signed with Baltimore Orioles as free agent, March 1, 2003.

Granted free agency, Oct. 27, 2003.

Signed as free agent with Chicago Cubs, Jan. 23, 2004.

Signed with Washington Nationals as minor league free agent, Feb. 3, 2005.

Granted free agency, Oct. 31, 2005.

Disabling Injuries: 1999 — Circulatory problem right arm, disabled April 3-June 25.



2007 ANGELS

	2006					CAREER						2006					CAREER					
	W-L-S	ERA	G	IP	ER	W-L-S	ERA	G	IP	ER		W-L-S	ERA	G	IP	ER	W-L-S	ERA	G	IP	ER	
Angels	—	—	—	—	—	0-2-2	7.90	13	13.2	12	March	—	—	—	—	—	—	—	—	—	—	—
Baltimore	0-0-0	0.00	2	2.0	0	1-1-0	3.22	20	22.1	8	April	0-1-0	5.71	6	17.1	11	9-6-3	3.52	69	94.2	37	
Boston	0-1-0	1.80	4	5.0	1	1-2-0	2.14	23	33.2	8	May	1-1-1	3.66	10	19.2	8	4-6-8	2.96	86	115.2	38	
Chicago	1-0-0	2.08	3	4.1	1	2-1-2	3.21	24	28.0	10	June	1-0-0	2.45	11	14.2	4	7-7-3	5.11	104	130.1	74	
Cleveland	0-0-0	7.11	3	6.1	5	0-1-0	6.07	28	29.2	20	July	0-1-0	2.51	10	14.1	4	7-12-4	3.65	127	158.0	64	
Detroit	0-1-0	9.00	1	5.0	5	2-3-0	6.97	20	20.2	16	Aug.	2-0-0	5.51	10	16.1	10	5-9-1	3.84	131	157.0	67	
Kansas City	1-0-0	4.50	3	4.0	2	3-0-1	4.41	24	34.2	17	Sept.	3-0-0	0.50	9	18.0	1	9-8-0	4.08	96	128.0	58	
Minnesota	0-0-0	13.50	2	4.0	6	1-0-0	6.94	9	11.2	9	Oct.	—	—	—	—	—	1-1-0	3.48	5	10.1	4	
New York	0-0-0	3.00	2	3.0	1	0-1-0	2.96	28	27.1	9	Home	4-2-1	3.45	29	57.1	22	22-22-9	3.56	318	422.2	167	
Oakland	1-1-0	0.71	5	12.2	1	4-6-0	4.78	33	43.1	23	Road	3-1-0	3.35	27	43.0	16	20-27-10	4.24	300	371.1	175	
Seattle	1-0-1	1.98	6	13.2	3	2-1-1	3.32	30	43.1	16	Pre-ASG	2-2-1	3.81	29	56.1	23	21-26-16	4.06	299	385.1	174	
Tampa Bay	0-0-0	0.00	5	6.1	0	2-3-0	3.96	24	25.0	11	Post-ASG	5-1-0	2.93	27	46.0	15	21-23-3	3.70	319	408.2	168	
Texas	3-0-0	3.93	9	18.1	8	5-0-0	3.40	26	39.2	15	Starter	0-2-0	5.79	3	14.0	9	1-3-0	3.16	9	42.2	15	
Toronto	0-0-0	0.00	4	4.2	0	0-4-0	4.40	25	28.2	14	Reliever	7-1-1	3.02	53	86.1	29	41-46-19	3.92	609	751.1	327	
Arizona	0-0-0	0.00	1	2.0	0	0-0-0	2.25	3	4.0	1												
Atlanta	—	—	—	—	—	3-2-0	3.33	23	27.0	10												
Chicago	—	—	—	—	—	1-1-1	5.46	26	31.1	19												
Cincinnati	—	—	—	—	—	0-0-0	3.72	8	9.2	4												
Colorado	0-0-0	4.50	1	2.0	1	1-3-0	8.34	18	22.2	21												
Florida	—	—	—	—	—	2-2-2	1.19	22	37.2	5												
Houston	—	—	—	—	—	0-1-4	2.97	26	39.1	13												
Los Angeles	0-0-0	5.40	3	5.0	3	0-3-0	4.05	17	26.2	12												
Milwaukee	—	—	—	—	—	0-1-0	10.80	7	5.0	6												
New York	—	—	—	—	—	0-0-1	2.89	23	28.0	9												
Philadelphia	—	—	—	—	—	2-3-1	4.28	18	27.1	13												
Pittsburgh	—	—	—	—	—	2-2-1	2.41	27	37.1	10												
St. Louis	—	—	—	—	—	3-3-1	3.58	23	27.2	11												
San Diego	0-0-0	9.00	1	1.0	1	2-2-1	0.84	21	32.0	3												
San Francisco	0-0-0	0.00	1	1.0	0	1-0-0	2.05	13	22.0	5												
Washington	—	—	—	—	—	2-1-1	7.36	16	14.2	12												

CAREER PITCHING AT MAJOR LEAGUE PARKS

AL	W-L-S	ERA	G	IP	ER	NL	W-L-S	ERA	G	IP	ER
Angel Stadium	4-3-2	4.38	35	63.2	31	Astrodome	0-0-1	0.59	9	15.1	1
Ameriquest Field	5-0-0	1.80	16	20.0	4	AT&T Park	0-0-0	0.00	3	2.0	0
Camden Yards	1-4-1	5.29	30	32.1	19	Atlanta-Fulton County	2-1-0	1.86	7	9.2	2
Comerica Park	1-1-0	12.27	4	3.2	5	Busch Stadium	1-1-1	2.38	9	11.1	3
Fenway Park	1-2-0	3.38	15	18.2	7	Chase Field	0-0-0	2.25	3	4.0	1
Jacobs Field	0-1-0	9.95	13	12.2	14	Cinergy Field	5-7-6	3.62	108	139.1	56
Kauffman Stadium	1-2-1	3.82	24	35.1	15	Citizens Bank Park	0-1-0	5.40	1	1.2	1
Kingdome	0-0-0	0.00	3	3.1	0	Coors Field	1-2-0	10.50	8	12.0	14
McAfee Coliseum	2-4-0	6.28	16	14.1	10	County Stadium	0-1-0	40.50	1	0.2	3
Metrodome	8-5-0	3.90	119	150.0	65	Dodger Stadium	0-2-0	2.84	10	19.0	6
Rogers Centre	0-2-0	4.82	10	9.1	5	Dolphin Stadium	1-1-1	0.47	9	19.1	1
Safeco Field	0-0-0	2.16	12	16.2	4	Great American Ballpark	0-0-0	4.50	2	2.0	1
Tiger Stadium	0-0-0	4.91	3	3.2	2	Miller Park	0-0-0	0.00	2	2.0	0
Tropicana Field	1-2-0	4.41	16	16.1	8	Minute Maid Park	0-0-0	10.13	2	2.2	3
U.S. Cellular Field	1-0-2	1.38	12	13.0	2	Olympic Stadium	1-0-1	4.32	8	8.1	4
Yankee Stadium	0-0-0	2.16	11	8.1	2	PETCO Park	0-0-0	0.00	1	6.0	0
						PNC Park	1-0-0	0.00	2	3.2	0
						Qualcomm Stadium	1-2-1	1.29	11	14.0	2
						RFK Stadium	3-3-1	2.83	33	41.1	13
						Shea Stadium	0-0-0	4.73	11	13.1	7
						3Com Park	1-0-0	4.50	4	6.0	3
						Three Rivers Stadium	0-1-0	4.61	12	13.2	7
						Turner Field	0-0-0	0.00	4	5.0	0
						Veterans Stadium	0-0-0	6.75	4	5.1	4
						Wrigley Field	0-1-1	10.20	15	15.0	17

DIVISION SERIES TOTALS

Year	Club, Opp.	W-L	ERA	G	GS	CG	SHO	SV	IP	H	R	ER	BB	SO
1995	— Cin., LA	—	—	—	—	—	—	—	—	—	—	—	—	—

LEAGUE CHAMPIONSHIP SERIES TOTALS

Year	Club, Opp.	W-L	ERA	G	GS	CG	SHO	SV	IP	H	R	ER	BB	SO
1995	— Cin., Atl.	0-0	0.00	1	0	0	0	0	1.1	1	0	0	0	3

MAJOR LEAGUE HITTING TOTALS

AVG	AB	H	HR	RBI
.038	26	1	0	0

CAREER FIELDING

POS	PCT	G	PO	A	E	TC	DP
P	.927	618	46	94	11	151	4



2007 ANGELS

CARRASCO'S BESTS

	Season	Game
Wins	7 — 2006	SO 8 — vs. SF, 9-22-05
ERA	2.04 — 2005	IP 6.0 — at Fla., 9-26-05 & at SD, 9-17-05
IP	100.1 — 2006	Win Streak 5 — Aug. 15-Oct. 1, 2006
SO	75 — 2005	
SV	6 — 1994	



BARTOLO COLON

OPENING DAY AGE: 33 **BORN:** May 24, 1973
BIRTHPLACE: Altamira, DR **RESIDES:** Santiago, DR
MARRIED: Rosanna Vargas, Nov. 18, 1995
CHILDREN: Bartolo, Emilio, Wilder
ACQUIRED: Signed as free agent, Dec. 9, 2003
SIGNED THRU: 2007 **M.L. SERVICE:** 9 yrs, 112 days

RHP

BATS: Right

THROWS: Right

HT: 5-11

WT: 245

40

2006 SEASON:

- Completed injury-filled season with **Angels**, posting 1-5 record, one complete game, one shutout and 5.11 ERA (56.1 IP – 32 ER) in 10 starts...Allowed 71 hits (11 HRs), walked 11 and struck out 31 in that span...Tossed complete game shutout, July 5 at Seattle (4-0 score; 9 IP, 4 H, 1 HB, 2 SO)...Marked 31st complete game and eighth shutout of career (3rd & 1st as Angel)...Opponents batted .306 against him...Placed on 15-day disabled list, July 30 (retroactive to July 27) due to partial thickness tear right rotator cuff...Spent remainder of season on DL...Also placed on 15-day DL, April 19 (retroactive to April 15) due to inflammation right shoulder...Activated from DL, June 17...Made one rehabilitation start for single-A Rancho Cucamonga and two for triple-A Salt Lake, posting 0-1 record and 4.60 ERA (15.2 IP-8 ER)...Opted not to have surgery, undergoing rehabilitation for injury in Arizona.

CAREER HIGHLIGHTS:

- Opens 2007 needing 10 wins for 150, 10 starts for 300, 124 IP for 2,000 and 34 strikeouts for 1,500 in career...Owns .619 (140-86) career winning percentage...One of two pitchers in ML history (Hank Borowy, 1945) to win at least 10 games in each league in same season (2002)...Is 40-25 in first three seasons with Angels, the best winning percentage (.615) in club history (minimum 50 decisions)...Has struck out 10 or more batters 18 times (16 times-regular season & twice-playoffs), with a career high of 14, May 29, 1998 at Toronto...One of four pitchers in ML to post 30-or-more starts in each of last seven seasons (Tom Glavine, Greg Maddux & Livan Hernandez)...According to Stats, Inc., was lone ML pitcher to win at least 14 games from 1998-2005...Pitched for Dominican Republic in WBC in 2006, posting 1-0 record and 0.64 ERA (14 IP, 13 H, 1 R, 1 ER, 2 BB, 7 SO)...Was not involved in Angels' 5-4 win on Opening Day vs. Seattle, April 3, 2006 at Safeco Field...Marked sixth career Opening Day start...Is now 4-1 with one complete game, one shutout and a 2.79 ERA (38.2 IP – 12 ER) lifetime...Is 2-0 with a 2.04 ERA (17.2 IP – 4 ER) in three Opening Day starts with Angels...Is first Angel pitcher to make three consecutive Opening Day starts since Mark Langston (1992-94).

POST-SEASON EXPERIENCE:

- In 2005, was 0-1 with a 4.50 ERA (8 IP, 10 H, 4 R, 4 ER, 1 HB, 2 BB, 7 SO) in two starts against New York in ALDS...Dropped 4-2 decision in Game 1 at Angel Stadium...Left Game 5 after one-plus innings due to inflamed right shoulder...In 2004, pitched in Game 2 of Division Series vs. Boston, receiving no decision in Angels' 8-3 loss (6 IP, 7 H, 3 R, 3 ER, 1 HR, 3 BB, 3 SO)...In 2001, made two starts in ALDS loss vs. Seattle, going 1-1 with a 1.84 ERA (14.2 IP – 3 ER) and 13 strikeouts...Won Game 1 at Seattle, throwing eight scoreless IP with 10 strikeouts...Lost Game 4 at Safeco Field (6.2 IP – 3 ER) but took a 1-0 lead into the sixth inning...In 1999, made two starts in ALDS vs. Boston, going 0-1 with a 9.00 ERA (9 ER/9 IP)...Posted no decision in Game 1 at Jacobs Field despite allowing two runs on five hits with a season-high 11 strikeouts over 8 IP...Pitching on three days rest for the first time in his career in Game 4 at Boston, allowing seven runs in 1+ IP...In 1998, made two post-season starts, going 1-0 with 1.23 ERA (2 ER/14.2 IP)...Earned first career post-season win in Game 3 of ALCS vs. New York, allowing one run on four hits in a complete game effort...Became first Tribe pitcher to go the distance in the playoffs since Bob Lemon in Game 1 of the 1954 World Series.

MAJOR LEAGUE SUMMARY:

- In 2005, finished 21-8 with two complete games and a 3.48 ERA (222.2 IP – 86 ER) in 33 starts in 2005 with **Angels**...Named recipient of AL Cy Young Award by BBWAA...Marks first career honor and second Angel to receive award in franchise history (Dean Chance - 1964, MLB Cy Young)...Finished with total of 118 points in ballot process, including 17 first



Heavenly Hurlers

Most single-season wins in club history:

	Wins	Year
1. Nolan Ryan	22	1974
Clyde Wright	22	1970
3. Bartolo Colon*	21	2005
Nolan Ryan	21	1973
5. Bill Singer	20	1973
Andy Messersmith	20	1971
Dean Chance*	20	1964

* Cy Young winner

place votes and 11 second place votes (Mariano Rivera of NYY was second - 68 points)...Also Named *Sporting News* AL Pitcher of the Year and Players Choice Award AL Pitcher of the Year as voted by MLB players...Ranked 1st in AL with 21 wins, 4th in winning percentage (.714), 8th in ERA with 3.48, 7th with 222.2 IP, T8th with 157 strikeouts and tied for T7th in fewest walks per 9 IP with 1.7...Two other times in club history an Angels' pitcher led AL in wins (Clyde Wright, 1970 - 22 and Nolan Ryan, 1974 - 22)...Along with Chone Figgins, was named Gene Autry Trophy recipient for 2005 as Angels MVP as voted by teammates...Won career-best 21 games (was a combined 20-8 with Cleveland and Montreal in 2002)...Becomes sixth Angels pitcher to win 20-or-more games in season and first since Ryan in 1974...Won career-best eight straight decisions (10 starts), July 21-Sept. 10...Pitched 222.2 innings in 2005, marking fifth straight season and seventh time in career with 200-plus innings...Was not involved in Angels' 2-1, 11-inning loss vs. Oakland, Aug. 30 at Angel Stadium...Pitched into 10th inning for first time in career and marked first Angel to do so since Langston, Sept. 27, 1992 at Chicago - 10 IP (ND in Angels' 3-2 loss)...Named AL Pitcher of the Month for August...Marks first Angel to be honored since Chuck Finley in April, 1998...Marks third career A.L. Pitcher of the Month Award, previous wins coming while with Cleveland in May, 2002 and June, 1998...Was 5-0 with a 1.72 ERA (47 IP - 9 ER) in six starts in August...Only other five win month in career was Aug., 1999 (5-1)...Last Angel pitcher to go undefeated with five-or-more wins in a month is Finley (7-0, July, 1997)...Is one of two Angels pitchers to post at least 14 wins in first two seasons with club (Ryan, 1972-77)...Named to AL All-Star Team for second time in career (also 1998, earned win at Colorado in relief)...Pitched one inning (1 H) in Mid-Summer Classic at Houston...Was first Angel pitcher with 10 wins before July 1 since 1991 (Finley & Langston-11 wins)...Was 19-6 with two CGs and 3.44 ERA (191 IP - 73 ER) in last 27 starts (30 BB, 130 Ks)...Was 11-2 in games started after Angel loss...Pitched on three days rest, Sept. 29 at Oakland, defeating A's, 7-1 (5 IP, 5 H, 1 R, 1 ER, 1 HR, 2 BB, 3 SO) and May 18 at Cleveland, defeating Indians, 2-1 (8 IP, 4 H, 1 R, 1 ER, 4 BB, 3 SO)...Is 2-1 with a 3.29 ERA (27.1 IP, 23 H, 11 R, 10 ER, 14 BB, 19 SO) in five such starts lifetime...Made fifth Opening Day start of career, defeating Texas, 3-2, April 5 at home...Is now 4-1 with one complete game shutout and a 2.41 ERA (33.2 IP - 9 ER) lifetime...Marked first Angel pitcher to make consecutive Opening Day starts since Finley (1995-96).

■ In 2004, completed first season with Angels posting 18-12 record and a 5.01 ERA (208.1 IP - 116 ER) in 34 starts in 2004...Went 6-8 with 6.38 ERA (104.1 IP - 74 ER) in 18 starts before All-Star break and 12-4 with 3.63 ERA (104 IP - 42 ER) in 16 starts after the break...12 wins after the break were tied for second in majors with Roy Oswalt trailing only Johan Santana (13-0)...Led club in wins, starts, innings pitched (tied with Escobar), hits (tied with Lackey), runs (122), earned runs and home runs (38)...Among AL leaders, ranked tied for third in wins, tied for third in starts, tied for second in home runs and ninth in runs allowed...Set career highs in runs, earned runs and home runs allowed...Allowed at least one HR in all but 10 starts (8-2 in those efforts)...18 wins ranks third most by an Angel in first year with ballclub (Nolan Ryan, 19 in 1972 & Bill Singer, 20 in 1973) and most by Angel right-hander since 1986 (Mike Witt, 18-10)...18 wins and 5.01 ERA made him first pitcher to win at least 18 and post an ERA over 5.00 in the same season since Bobo Newsom won 20 with a 5.08 ERA for St. Louis Browns in 1938...Was 6-0 vs. Texas, marking second pitcher in major leagues to post six wins against one club in one season in last 10 years (Andy Pettitte - New York vs. Baltimore)...Defeated Texas, 2-0, July 27 at Angel Stadium, combining with Francisco Rodriguez (1 IP, 2 SO) and Troy Percival (Save; 1 IP, 1 SO) on one-hitter...Lone hit came with two outs in third inning (Michael Young single to left)...Marked fewest hits allowed by Angels pitchers in a game since Mark Langston and Mike Witt combined on no-hitter, April 11, 1990 vs. Seattle...Marked first one-hitter by Angels since Chuck Finley, May 26, 1989 at Boston and first combined one-hitter since Frank Tanana and Don Kirkwood, April 26, 1975 vs. Oakland...Reached 1,500 career innings pitched, July 22 at Texas...Did not strike out a batter, July 3 vs. Los Angeles (4 IP) and Sept. 22 vs. Seattle (3.2 IP), marking third and fourth times in career (Sept. 2, 1998 vs. Anaheim; 1 IP and April 9, 1997 at Seattle; .2 IP)...Lost four straight decisions, May 20-June 17 (six starts), equaling longest losing streak of career (May 10-June 2, 2001, 5 starts & July 18-Aug. 21, 1997, 7 starts)...Recorded career win No. 100 as a starter, April 11 at Texas (7-2 score)...Made Angels debut Opening Day, April 6, defeating Jamie Moyer and Seattle, 10-5 at Safeco Field (6 IP, 5 H, 1 R, 0 ER, 5 SO)...Marked win No. 100 of career as a starter.

■ In 2003, compiled 15-13 record with 3.87 ERA, nine complete games and 173 strikeouts with White Sox...Set career-highs in innings and complete games and tied career-best with 34 starts...Nine complete games tied for the major league lead...Also finished among American League leaders in innings pitched (2nd), starts (15th), quality starts (16th, 22), and strikeouts (7th)...Induced 31 double-play grounders, most in baseball...Threw 3,529 pitches, third-highest total in the AL, 14.6 pitches per IP (5th-fewest) and averaged 103.8 pitches per game (7th)...Tossed four complete games in six-game span from Sept. 2-28, including three straight from Sept. 2-13...Became first White Sox pitcher since Jack McDowell (1994) to throw three consecutive complete games...Earned 100th career victory, Sept. 27 at Kansas City, allowing three runs on five hits in complete-game outing...Earned AL Pepsi Pitcher of the Week honors (third career) for Sept. 8-14, going 2-0 with a 1.00 ERA (2 ER/18 IP) and two complete games...Recorded nine of Sox 12 complete games in '03...Had season-high 10 strikeouts, Sept. 22 at New York...Pitched at least 8 IP in 15 of last 31 starts...Threw complete-game, two-hitter in loss, Sept. 2 vs. Boston...Needed just 87 pitches in complete-game win, June 7th at Los Angeles, retiring 19 consecutive batters from second to eighth inning...Also set down 18 in a row, July 27th vs. Tampa Bay and 17 straight, July 22nd vs. Cleveland...Did not surrender a walk in 24 IP from July 22-Aug. 6...Struck out Barry Bonds three times on June 12th...Recorded 1,000th career strikeout (Ellis Burks), June 2nd at Cleveland...Served five-game suspension from May 22-26, handed down by Major League Baseball for hitting Baltimore's Jerry Hairston on May 15th after warnings had been issued to both benches...Obtained from Montreal with infielder Jorge Nunez in exchange for pitchers Rocky Biddle and Orlando Hernandez and infielder/outfielder Jeff Liefer, January 15, 2003.

2007 ANGELS

- In **2002**, split season between **Cleveland** and **Montreal**, going 20-8 with a 2.93 ERA (76 ER/233.1 IP), eight complete games (three shutouts) and 149 strikeouts in 33 starts...Went 10-4 with each club to become only the second pitcher in major league history to win at least 10 games in each league in the same season, joining Hank Borowy, who was 10-5 with the New York Yankees and 11-2 with the Chicago Cubs in 1945...Tied Arizona's Randy Johnson for the major-league lead in complete games and also ranked among baseball's leaders in shutouts (13rd), pitches per start (4th, 107.2), wins (15th), IP (6th) and ERA (7th)...Despite splitting his season between leagues, tied for fourth in the American League and tied for fifth in the National League in complete games (four in each league)...Set career highs in ERA and shutouts...Traded by Cleveland to Montreal, June 27 with pitcher Tim Drew and cash in return for first baseman Lee Stevens, shortstop Brandon Phillips, left-hander Cliff Lee and outfielder Grady Sizemore...Went 3-0 with a 1.57 ERA (4 ER/23 IP) and two complete games in three starts vs. Atlanta...Was Montreal's Pitcher of the Month for July after going 4-1 with a 2.80 ERA (14 ER/45 IP) and three complete games...Made Expos debut on July 2 at Atlanta, allowing two runs (one earned) on five hits over 7 IP...Threw first NL complete game, July 13 vs. Atlanta (9 H, 3 ER)...Went distance again in next start, July 18 vs. the Mets, scattering 13 hits in 2-1 win...Two starts later on July 28 vs. Florida, tossed complete-game, two-hitter, allowing one unearned run...Was 2-for-4 with two RBI on Aug. 9 at Milwaukee...Registered complete-game, two-hit shutout on Aug. 19 vs. San Diego (faced just 29 batters and threw 95 pitches)...Won historic 10th game with Montreal on Sept. 19 at Florida to match Borowy's feat...Led Indians staff in every pitching category at time of trade...Made third straight Opening Day start for Cleveland on March 31 at Anaheim, throwing a complete-game, five-hit shutout...Was the Indians first complete-game shutout on Opening Day since 1968 (Sonny Siebert) and first in the majors since Dwight Gooden in 1993...Won final start with Cleveland on June 22 at Montreal (2 ER/8 IP)...Pitched for Aguilas in the Dominican Winter League, making one start in both the regular season and playoffs.
- In **2001**, ranked among the American League leaders in starts (13rd, 34), strikeouts (5th, 201), strikeouts per 9 IP (18th, 8.1) and IP (9th, 222.1 IP)...Became first **Indians** pitcher since Gaylord Perry (1972-74) to record 200-plus strikeouts in back-to-back seasons...Struck out 10 or more batters five times...Threw 3,650 pitches, most in the AL...Was 4-0 with a 2.61 ERA in July...Fanned 10 batters in complete-game victory, Aug. 3 vs. Seattle, and 10 in next start, Aug. 8 at Minnesota, first time he struck out 10 or more in back-to-back outings...Streak of 16 straight starts with at least 6 IP ended on June 2 at New York...Made second career Opening Day start, April 2 vs. White Sox (7 IP - 7 ER)...Was ejected by home-plate umpire Andy Fletcher, July 17 at Houston, for throwing over the head of Scott Servais...Was suspended seven games by Major League Baseball...Suspension was later reduced to six games and was served from July 28 - Aug. 2.
- In **2000**, ranked among AL leaders in strikeouts (career-high 212), ERA (5th, 3.88) and wins (9th, 15) with **Indians**...Average of 10.1 strikeouts per 9 IP (188 IP) was second in the AL behind Boston's Pedro Martinez (11.8)...Became first Indians pitcher since Dennis Eckersley in 1976 to record 200 strikeouts...Won final six decisions after Aug. 1, going 6-0 with a 3.05 ERA (27 ER/79.2 IP) in 12 starts to lower ERA from 4.49 to 3.88...Struck out 10 or more batters six times...Went 3-0 with 1.94 ERA (9 ER/41.2 IP) and 48 strikeouts in Sept...Won first two starts of season before leaving third start, April 15 vs. Texas with pulled left oblique muscle...Placed on the 15-day disabled list for the first time in career on April 16...Made rehab start for triple-A Buffalo May 7 at Richmond and was activated in time for start, May 12 vs. Kansas City...Struck out 12 batters, May 17 vs. Detroit...Took no-hitter into seventh inning of start, June 3 at St. Louis before allowing single to Mark McGwire (struck out 12 in that game)...Set Indians record by striking out first six hitters to bat, July 26 at Toronto (tied Bob Feller's 1938 club record for most consecutive strikeouts in one game)...Threw career-best 20 consecutive scoreless innings, Sept. 13-28...Registered complete-game, one-hit shutout, Sept. 18 at New York, striking out a season-high 13 (one off his career best) in a 2-0 win over Roger Clemens...Carried no-hitter into the eighth before allowing a one-out single to Luis Polonia, settling for the first one-hitter by an Indians pitcher since Tom Kramer on May 24, 1993 vs. Texas (it was his fourth career shutout and 50th career victory)...Went seven scoreless IP next start, Sept. 23 vs. Kansas City, allowing two hits (named AL Pitcher of the Week for Sept. 18-24 for his efforts)...Won first career Opening Day start, April 3 at Baltimore...Made two starts for Aguilas in the Dominican Winter League.
- In **1999**, finished fourth in AL Cy Young Award voting, including three second-place votes, after winning then career-high 18 games...18 wins tied for second in AL and were most by **Cleveland** pitcher since Greg Swindell (18-14 in 1988)...Averaged 7.1 strikeouts per 9 IP, tied for 10th in the AL...Opponents hit .242, fourth-best among AL starters...Indians were 21-11 in his starts...Went 11-2 with a 2.60 ERA (30 ER/104 IP) in 15 second-half starts, lowering his season ERA from 5.35 to 3.95...Went 4-0 with a 2.36 ERA (11 ER/42 IP) in July to finish second in the AL Player of the Month balloting...Won five straight starts from Aug. 9-30 and was 8-1 with a 2.75 ERA (21 ER/68.2 IP) over last 10 starts...Registered third career complete-game shutout, Aug. 9 at Anaheim, allowing seven hits with no walks...Skipped last scheduled start on Sept. 20 at Detroit due to tendonitis in right shoulder...Signed a contract through 2002 with club option for 2003, March 25.
- In **1998**, spent first full season in major leagues and was named to first AL All-Star Team...Six complete games tied for fifth in the AL and were more than the entire **Indians** staff total in 1997...Ranked 10th in the AL with a 3.71 ERA...Began season as No. 5 starter...Recorded first career complete-game shutout, April 4 at Anaheim, allowing four hits with 10 strikeouts...Went distance in win, May 7 at Texas (four hits)...Struck out career-high 14 in complete game, five-hitter at Toronto on May 29th, the most by Tribe pitcher since Greg Swindell fanned 15 in 1987 vs. Kansas City...Posted another four-hit shutout, June 8 vs. Pittsburgh (95 pitches)...Named AL Pitcher of the Month for June after going 4-1 with 1.30 ERA (6 ER/41.2 IP) and two complete games (one shutout)...Was winning pitcher in All-Star Game at Colorado (1 IP in relief) despite allowing three-run homer to Barry Bonds...Went 9-4 with an AL-best 2.46 ERA (34 ER/124.1 IP) at the break, but was 5-5 with 5.65 ERA (50 ER/79.2 IP) in second half.
- In **1997**, spent five separate stints with **Indians**...Named Cleveland's No. 5 starter out of spring training...Made major-league debut, April 4 at Anaheim (ND)...Failed to make it out of first inning in second start, April 9 at Seattle...Optioned



2007 ANGELS

to triple-A Buffalo, April 11...Recalled April 26 and made two starts before second option to Buffalo, May 10...Recalled again May 28...Earned first major-league win, June 7 at Boston, allowing four runs (1 ER/7 IP)...Made eight starts with Indians between July 13-Aug. 24, going 1-4 with 5.10 ERA (47.2 IP - 27 ER)...Threw first career complete game in 2-0 loss, July 28 vs. Anaheim (9 IP - 2 ER)...Optioned to Buffalo, Aug. 24 and recalled for fifth and final time Sept. 6.

MINOR LEAGUE SUMMARY:

- In 1997, made 10 starts with **Buffalo** over five separate stints, going 7-1 with a 2.22 ERA...Threw no-hitter (9 IP) on June 20 vs. New Orleans.
- In 1996, named by *Baseball America* as No. 1 Pitching Prospect in Cleveland organization...Spent majority of season at double-A **Canton-Akron**, posting 1.74 ERA in injury-shortened season...Held opponents to a .196 (44-225) average and allowed just 10.02 runners per 9 IP (69 BR)...Placed on disabled list on May 30 with sprained ligament in right elbow...Activated on July 24...Made three starts upon return before being moved to bullpen...Promoted to **Buffalo** on Aug. 6, making eight relief appearances...Named Pitcher of the Year in the Dominican Winter League after going 4-1 with a 0.21 ERA (1 ER/43.2 IP) in 10 starts for *Aguilas*...ERA was lowest in DWL history...Added to Cleveland's 40-man roster on Nov. 20.
- In 1995, named Carolina League Pitcher of the Year at single-A **Kinston**...Led CL in strikeouts (152) and ranked second in ERA (1.96) and wins (13) despite missing final month of season...Averaged 10.63 strikeouts per 9 IP (128.2 IP), best in CL and second among all single-A starters...Held opponents to .202 (91/451) average, third-best in the CL and fifth among single-A starters...Named to CL mid-season All-Star Team...Pitched 6 IP or more in 17 of 21 starts, allowing two runs or less in 16 of those 17 outings...Was 3-0 in July before being placed on disabled list on Aug. 1 with bone bruise in right elbow...Rehabbed the arm in Florida Instructional League after season but did not pitch in any games.
- In 1994, tied for second in Appalachian League in wins (seven) and ranked third in strikeouts (84) at single-A **Burlington**...Also ranked fifth among league starters in opponents average (.192).
- In 1993, made pro debut with **Santiago** in Dominican Summer League...Was second in the Cibao Division in ERA (2.59) and fourth in strikeouts (48).

PERSONAL/MISC:

- Bartolo Colon.
- Donated \$50,000 in 2005 to American Red Cross to benefit Hurricane Katrina Victims.
- Has provided funds for the construction of an amateur baseball stadium in Altamira, Dominican Republic.
- *Baseball America* listed him as 14th best prospect (out of 100 ranked) in minor leagues in 1997...Named by 1995 *Baseball America* single-A All-Star team...Also named to *Howe Sportsdata* All-Teen Team in 1995.
- Was originally signed by Indians' scout Winston Llenas, June 26, 1993.

COLON'S LIFETIME PITCHING RECORD

Year	Club	W-L	ERA	G	GS	CG	GF	SHO	SV	IP	H	R	ER	HR	HB	BB	IBB	SO	WP	BK	BA
1993	DSL	6-1	2.59	11	10	2	3	1	1	66	44	24	19	0	0	33	0	43	2	2	.195
1994	Burlington	7-4	3.14	12	12	0	0	0	0	66	46	32	23	3	4	44	0	84	6	2	.192
1995	Kinston	13-3	1.96	21	21	0	0	0	0	128.2	91	31	28	8	0	39	9	152★	4	3	.202
1996	Canton-Akron	2-2	1.74	13	12	0	0	0	0	62	44	17	12	2	2	25	0	56	3	1	.196
	Buffalo	0-0	6.00	8	0	0	0	0	0	15	16	10	10	2	0	8	0	19	2	0	.271
1997	Buffalo	7-1	2.22	10	10	1	1	1	0	56.2	45	15	14	4	0	23	0	54	1	1	.221
	Cleveland	4-7	5.65	19	17	1	1	0	0	94	107	66	59	12	3	45	1	66	5	0	.285
1998	Cleveland	14-9	3.71	31	31	6	6	2	0	204	205	91	84	15	3	79	5	158	4	0	.260
1999	Cleveland	18-5	3.95	32	32	1	1	1	0	205	185	97	90	24	7	76	5	161	4	0	.242
2000	Cleveland	15-8	3.88	30	30	2	2	1	0	188	163	86	81	21	4	98	4	212	4	0	.233
	Buffalo (1)	1-0	1.80	1	1	0	0	0	0	5	6	1	1	0	0	0	0	4	0	0	.286
2001	Cleveland	14-12	4.09	34	34	1	1	0	0	222.1	220	106	101	26	2	90	2	201	4	1	.261
2002	Cleveland	10-4	2.55	16	16	4	4	2	0	116.1	104	37	33	11	2	31	1	75	3	0	.245
	Montreal	10-4	3.31	17	17	4	4	1	0	117	115	48	43	9	0	39	4	74	1	0	.259
2003	Chicago (AL)	15-13	3.87	34	34	9★	9	0	0	242	223	107	104	30	5	67	3	173	8	3	.248
2004	Anaheim	18-12	5.01	34	34	0	0	0	0	208.1	215	122	116	38	3	71	1	158	1	0	.265
2005	LAA	★21-8	3.48	33	33	2	0	0	0	222.2	215	93	86	26	3	43	0	157	2	1	.254
2006	LAA	1-5	5.11	10	10	1	0	1	0	56.1	71	39	32	11	3	11	0	31	1	0	.306
	R. Cuca. (1)	0-0	0.00	1	1	0	0	0	0	4	2	0	0	0	0	1	0	3	0	0	.154
	Salt Lake (1)	0-1	6.17	2	2	0	0	0	0	11.2	14	8	8	4	1	2	3	0	0	0	.318
	Angels Totals	40-25	4.32	77	77	3	0	1	0	487.1	501	254	234	75	9	125	1	346	4	1	.265
	A.L. Totals	130-83	4.02	273	271	27	24	7	0	1759	1708	844	786	214	35	611	22	1392	36	5	.245
	Major Totals	140-87	4.09	290	288	31	28	8	0	1876	1823	892	829	223	35	650	26	1466	37	5	.256

- ★ led or tied for league lead
- (1) rehab assignment

Originally signed by Cleveland as a free agent, June 26, 1993.

Traded by Cleveland with Tim Drew and cash to Montreal in exchange for Cliff Lee, Brandon Phillips, Grady Sizemore, Lee Stevens and cash considerations, June 27, 2002

Traded by Montreal with Jorge Nunez to the White Sox in exchange for Rocky Biddle, Orlando Hernandez and Jeff Liefer, Jan. 15, 2003.

- Disabling Injuries:** 2006 — Inflammation right shoulder, disabled April 16-June 16.
Partial thickness tear right rotator cuff, July 27-end of season.
- 2000 — Pulled left oblique muscle, disabled April 16-May 12.



2007 ANGELS

	2006					CAREER						2006					CAREER				
	W-L-S	ERA	G	IP	ER	W-L-S	ERA	G	IP	ER		W-L-S	ERA	G	IP	ER	W-L-S	ERA	G	IP	ER
Angels	—	—	—	—	—	6-5-0	4.11	14	92.0	42	March	—	—	—	—	1-0-0	0.00	1	9.0	0	
Baltimore	0-1-0	1.29	1	7.0	1	8-5-0	3.20	16	107.0	38	April	0-2-0	7.07	3	14.0	11	19-17-0	4.27	46	276.1	131
Boston	—	—	—	—	—	8-9-0	4.19	22	141.2	66	May	—	—	—	—	21-12-0	3.69	43	300.1	123	
Chicago	—	—	—	—	—	9-5-0	4.19	17	109.2	51	June	0-2-0	4.87	3	20.1	11	18-18-0	4.68	48	311.1	162
Cleveland	—	—	—	—	—	4-2-0	3.49	7	49.0	19	July	1-1-0	4.09	4	22.0	10	27-15-0	3.78	51	333.2	140
Detroit	—	—	—	—	—	8-8-0	5.03	20	120.0	67	Aug.	—	—	—	—	27-12-0	3.78	51	342.2	144	
Kansas City	0-1-0	4.50	1	6.0	3	13-7-0	4.74	23	146.1	77	Sept.	—	—	—	—	26-12-0	3.79	48	294.1	124	
Minnesota	—	—	—	—	—	8-7-0	4.33	21	129.0	62	Oct.	—	—	—	—	1-1-0	5.40	2	8.1	5	
New York	0-1-0	31.50	1	2.0	7	4-5-0	5.32	12	67.2	40	Home	0-3-0	6.75	4	22.2	17	69-46-0	4.08	149	979.0	444
Oakland	—	—	—	—	—	6-3-0	3.38	13	88.0	33	Road	1-2-0	4.01	6	33.2	15	71-41-0	3.86	141	897.0	385
Seattle	1-0-0	1.93	2	14.0	3	10-8-0	4.32	22	133.1	64	Pre-ASG	1-4-0	4.57	7	43.1	22	67-50-0	4.20	153	922.2	463
Tampa Bay	0-0-0	9.00	2	7.0	7	8-1-0	3.36	15	96.1	36	Post-ASG	0-1-0	6.92	3	13.0	10	73-37-0	3.73	137	883.1	366
Texas	—	—	—	—	—	16-5-0	3.40	24	161.2	61	Starter	1-5-0	5.11	10	56.1	32	139-87-0	3.98	288	1871.0	827
Toronto	—	—	—	—	—	8-3-0	3.85	16	112.1	48	Reliever	—	—	—	—	1-0-0	3.60	2	5.0	2	
Arizona	0-0-0	6.35	1	5.2	4	0-0-0	6.35	1	5.2	4											
Atlanta	—	—	—	—	—	3-0-0	1.57	3	23.0	4											
Chicago	—	—	—	—	—	0-1-0	5.33	4	25.1	15											
Cincinnati	—	—	—	—	—	2-0-0	0.69	2	13.0	1											
Colorado	—	—	—	—	—	1-0-0	2.70	1	6.2	2											
Florida	—	—	—	—	—	2-1-0	4.26	3	19.0	9											
Houston	—	—	—	—	—	3-1-0	2.34	5	34.2	9											
Los Angeles	0-1-0	5.87	1	7.2	5	1-4-0	6.61	5	31.1	23											
Milwaukee	—	—	—	—	—	2-1-0	4.67	5	27.0	14											
New York	—	—	—	—	—	3-1-0	3.46	4	26.0	10											
Philadelphia	—	—	—	—	—	1-1-0	4.00	4	27.0	12											
Pittsburgh	—	—	—	—	—	2-1-0	1.13	3	24.0	3											
St. Louis	—	—	—	—	—	1-0-0	3.75	2	12.0	5											
San Diego	0-1-0	2.57	1	7.0	2	1-1-0	1.13	2	16.0	2											
San Francisco	—	—	—	—	—	1-1-0	5.65	2	14.1	9											
Washington	—	—	—	—	—	1-1-0	1.59	2	17.0	3											

CAREER PITCHING AT MAJOR LEAGUE PARKS

AL	W-L-S	ERA	G	IP	ER	NL	W-L-S	ERA	G	IP	ER
Angel Stadium	24-18-0	4.40	49	317.0	155	Astrodome	1-0-0	1.13	1	8.0	1
Ameriquet Field	6-3-0	4.13	11	76.1	35	AT&T Park	1-0-0	3.00	1	6.0	2
Camden Yards	3-4-0	3.42	8	52.2	20	Busch Stadium	1-0-0	3.75	2	12.0	5
Comerica Park	4-3-0	5.71	9	52.0	33	Chase Field	0-0-0	6.35	1	5.2	4
Fenway Park	4-4-0	4.43	10	63.0	31	Cinergy Field	2-0-0	0.69	2	13.0	1
Jacobs Field	37-22-0	3.94	85	547.2	240	Coors Field	1-0-0	2.70	1	6.2	2
Kauffman Stadium	5-4-0	4.94	12	71.0	39	County Stadium	1-0-0	1.80	2	10.0	2
Kingdome	0-2-0	19.29	2	4.2	10	Dodger Stadium	1-1-0	6.39	2	12.2	9
McAfee Coliseum	4-1-0	2.81	5	32.0	10	Dolphin Stadium	1-0-0	9.00	1	5.0	5
Metrodome	3-6-0	4.46	11	66.2	33	Miller Park	1-0-0	5.14	1	7.0	4
Rogers Centre	4-2-0	4.19	8	58.0	27	Minute Maid Park	1-0-0	0.00	1	5.0	0
Safeco Field	7-1-0	1.98	9	63.2	14	Olympic Stadium	6-2-0	2.64	10	75.0	22
Tiger Stadium	0-1-0	3.00	1	6.0	2	PNC Park	0-1-0	3.86	1	7.0	3
Tropicana Field	3-0-0	2.72	7	43.0	13	Shea Stadium	1-1-0	4.50	2	12.0	6
U.S. Cellular Field	13-8-0	4.37	24	164.2	80	Three Rivers Stadium	1-0-0	0.00	1	8.0	0
Yankee Stadium	2-2-0	3.69	5	31.2	13	Turner Field	2-0-0	0.64	2	14.0	1
						Veterans Stadium	0-1-0	5.25	2	12.0	7
						Wrigley Field	0-0-0	0.00	1	7.0	0

2007 ANGELS

WORLD BASEBALL CLASSIC TOTALS

Year	Club	W-L	ERA	G	GS	CG	SHO	SV	IP	H	R	ER	BB	SO
2006	Dominican Rep.	1-0	0.64	3	3	0	0	0	14	13	1	1	2	7

ALL-STAR GAME RECORD

Year	Club, Site	W-L	ERA	G	GS	CG	SHO	SV	IP	H	R	ER	BB	SO
1998	A.L., Colorado	1-0	27.00	1	0	0	0	0	1	2	3	3	1	1
2005	A.L., Hou.	0-0	0.00	1	0	0	0	0	1	1	0	0	0	0
Totals		1-0	13.50	2	0	0	0	0	2	3	3	3	1	1

DIVISION SERIES TOTALS

Year	Club, Opp.	W-L	ERA	G	GS	CG	SHO	SV	IP	H	R	ER	BB	SO
1998	Cle., Bos.	0-0	1.59	1	1	0	0	0	5.2	5	1	1	3	3
1999	Cle., Bos.	0-1	9.00	2	2	0	0	0	9	11	9	9	4	12
2001	Cle., Sea.	1-1	1.84	2	2	0	0	0	14.2	12	3	3	6	13
2004	Ana., Bos.	0-0	4.50	1	1	0	0	0	6	7	3	3	3	3
2005	LAA, NYY	0-1	4.50	2	2	0	0	0	8	10	4	4	2	7
Totals		1-3	4.15	8	8	0	0	0	43.1	45	20	20	18	38

LEAGUE CHAMPIONSHIP SERIES TOTALS

Year	Club, Opp.	W-L	ERA	G	GS	CG	SHO	SV	IP	H	R	ER	BB	SO
1999	Cle., NYY	1-0	1.00	1	1	1	0	0	9	4	1	1	4	3
2005	LAA, CWS						DNP							
Totals		1-2	4.08	6	6	0	0	0	35.1	35	16	16	16	31

MAJOR LEAGUE HITTING TOTALS

AVG	AB	H	HR	RBI
.125	80	10	0	5

CAREER FIELDING

POS	PCT	G	PO	A	E	TC	DP
P	.960	290	113	229	21	363	24

COLON'S BESTS

	Season	Game
Wins	21 — 2005	SO 14 — at Tor., 5-29-98
ERA	2.93 — 2002	IP 9.1 — vs. Oak., 8-30-05
IP	242 — 2003	Low-Hit 1 — at NYY, 9-18-00
SO	212 — 2000	Win Streak 8 — July 21-Sept. 10, 2005

WINS AT THE BREAK

Most Wins by Angel Pitchers at the All-Star Break

Player	Year	Record
Singer, Bill	1973	15-5
Ryan, Nolan	1977	13-8
Finley, Chuck	1991	12-4
Langston, Mark	1991	12-3
Ryan, Nolan	1974	12-9
Ryan, Nolan	1979	12-6
Tanana, Frank	1977	12-6
Tanana, Frank	1978	12-5
Wright, Clyde	1970	12-6
Seven tied with 11		

2007 ANGELS



KELVIM ESCOBAR

OPENING DAY AGE: 30

BORN: April 11, 1976

BIRTHPLACE: La Guaira, VZ

RESIDES: Barquisimeto, VZ

CHILDREN: Kelvin-Jose

ACQUIRED: Signed as free agent, Nov. 24, 2003

SIGNED THRU: 2009

M.L. SERVICE: 9 yrs., 40 days

RHP

BATS: Right

THROWS: Right

HT.: 6-1

WT.: 230

45

2006 SEASON:

■ Completed second season with **Angels**, posting 11-14 record with one complete game and a 3.61 ERA (189.1 IP – 76 ER) in 30 starts...Among AL leaders, ranked sixth in ERA, fifth in road ERA (3.35) and third in night ERA (3.30)...3.61 ERA was lowest in AL by pitcher with losing record (min. 15 starts)...Losses total tied for third-highest mark in AL...Angels scored three runs-or-less in 11 of his 14 losses...Allowed 17 unearned runs, most in major leagues...Complete game effort came Aug. 28 at Seattle (2-0 loss; 8 IP, 7 H, 2 R, 2 ER, 9 SO)...Was placed on 15-day DL, July 14 (retroactive to July 7), due to inflammation right elbow...Activated from 15-day disabled list, July 22...Missed scheduled start, May 4, due to blood blister on middle finger of right hand... Blister occurred, April 29 vs. Chicago...Was 0-7 with a 4.67 ERA (52 IP – 27 ER) during career-longest losing streak, May 17-June 25 (eight starts)...Longest win streak was three, July 1-Aug. 7...Struck out Jason Giambi in sixth inning, April 7 vs. New York, for 1,000th career strikeout...Pitched into seventh inning-or-later 18 times and allowed three earned runs-or-less 23 times...Allowed 12 hits, May 17 vs. Toronto and eight earned runs, June 25 at Arizona, equaling most by Angel this season...Walks high was five (twice) and strikeout-best came April 18 at Minnesota (10 – 6.2 IP)...Was 2-0 with a 2.77 ERA in four starts in July...Had no decision, Sept. 3 at Detroit, despite throwing eight shutout innings (Angels won, 2-1)...On May 31, agreed to terms on three-year contract extension through 2009 season.

CAREER HIGHLIGHTS:

■ Pitched for Venezuela in WBC during spring 2006, posting 1-1 record and 0.00 ERA (7.2 IP, 3 H, 1 R, 0 ER, 5 BB, 5 SO) in two games (one start)...Is one of just five active hurlers to have made at least 100 career starts and record at least 50 saves (John Smoltz, Tom Gordon, Derek Lowe & Dustin Hermanson)...Has converted 59 of 73 career save opportunities...Owns eight career 10-plus strikeout games (one in 2006)...Has captured one AL Player of Week Award (2001) and one AL Rolands Relief Pitcher of Month Award (Sept. 2002)...Remains only Blue Jays pitcher to be ranked in top 10 in franchise history for both wins (9th) with 58 and saves (4th) with 58...Tossed no-hitter with Medicine Hat in 1995.

POST SEASON EXPERIENCE:

■ In 2005, appeared in four games of ALDS vs. New York, posting 1-0 record and 1.29 ERA (7 IP, 2 H, 1 R, 1 ER, 1 HR, 5 BB, 5 SO, 2 WP)...Victory came in Game 2 at Angel Stadium (2 IP, 1 BB, 1 SO)...Appeared in two games of ALCS vs. Chicago, finishing 0-2 with a 2.08 ERA (4.1 IP, 4 H, 3 R, 1 ER, 1 HR, 2 BB, 10 SO)...Was pitcher of record in Games 2 & 5...In 2004, started Game 3 of ALDS, receiving no decision in Boston's 8-6, 10-inning win (3.1 IP, 5 H, 5 R, 3 ER, 5 BB, 1 IBB, 4 SO).

MAJOR LEAGUE SUMMARY:

■ In 2005, finished 3-2 with a 3.02 ERA (59.2 IP – 20 ER) in 16 games (seven starts) in second season with **Angels**... Was 2-2 with a 3.54 ERA (40.2 IP – 16 ER) as starter and 1-0 with one save and a 1.89 ERA (19 IP – 4 ER) in nine relief appearances...Activated from 15-day disabled list, Sept. 6...Made three rehabilitation starts at triple-A Salt Lake, posting a 1-0 record and 1.74 ERA (10.1 IP, 9 H, 2 R, 2 ER, 1 HR, 7 BB, 16 SO, 1 WP)...Underwent surgery to shave down bone spur and remove bone chip from right elbow, June 29...Placed on 15-day DL, June 10 (retroactive to June 9), due to right elbow bone spur...Activated from 15-day DL, May 28...Placed on 15-day DL, May 12, due to bone spur right elbow...Activated from 15-day DL, April 24...Placed on 15-day DL, April 2 (retroactive to March 31), due to strained right elbow...Made two rehabilitation starts...Pitched for single-A Rancho Cucamonga, April 14 at Modesto (3 IP, 1 H, 2 BB, 7 SO, 58 pitches) and for Salt Lake, April 19 at Las Vegas (4 IP, 5 H, 2 R, 2 ER, 1 HR, 1 HB, 1 BB, 6 SO, 77 pitches)...Also missed time in spring due to tender right shoulder...Was 1-0 with a 1.89 ERA (19 IP – 4 ER) in nine games in Sept.-Oct (following return from DL)...Worked three innings, Sept. 22 vs. Texas (1 H, 1 R, 1 ER, 1 BB, 1 SO) to earn first save since May 4, 2003 vs. Angels while with Toronto...Marked 59th save of career...Sept. 6 at Boston was first relief appearance since May 15, 2003 vs. Tampa Bay.

■ In 2004, completed first season with **Angels** with 11-12 record and 3.93 ERA (208.1 IP – 91 ER) in 33 starts in 2004...Led Angels in innings pitched (tied with Colon), walks (76) and strikeouts (191)...Ranked 10th in AL in ERA, fourth in strikeouts, eighth in average against (.244) and third in strikeouts per 9 IP (8.3)...Set career bests in



2007 ANGELS

innings pitched, strikeouts and games started...19 of 33 starts were "quality starts" (6 IP or more and 3 ER or less), including 17 of last 26 outings...Career-high 12 strikeouts, Sept. 8 vs. Toronto, marked most by an Angel since Chuck Finley, Aug. 15, 1999 at Detroit...Angels were shutout 10 times on season, five times in his starts...191 strikeouts on season marks most SO's by an Angels pitcher since Chuck Finley in 1999 (200) and most by right-hander since Mike Witt (208) and Kirk McCaskill (202) in 1986...Posted 1,000th career inning pitched, Aug. 22 at New York...Missed scheduled start, April 30 at Minnesota, due to split fingernail (middle finger) and limited to three innings in May 11th start at New York due to two rain delays...Registered first win as an Angel, April 24 at Oakland (6-3 score; 5 IP, 3 H, 3 R, 3 ER, 2 HR, 6 SO, 1 WP)...Made Angels debut, April 8 at Seattle, receiving no decision (6 IP, 7 H, 1 R, 1 ER, 2 BB, 4 SO)...All 91 runs allowed were earned...Posted 1.000 fielding percentage (40 total chances).

- In **2003**, was 13-9 with one complete game, one shutout, four saves and 4.29 ERA in 41 games (26 starts) with **Toronto**...Made 2-6 consecutive starts after starting season in bullpen...First 15 appearances came in relief...As reliever, posted 1-1 record with four saves and 7.79 ERA...Converted four saves in five opportunities...Last save came May 4 vs. Texas, tossing 3 IP which was longest relief outing since July 19, 2001 vs. Boston...Marked first career three-inning save...As starter, went 12-8 with one complete game, one shutout and 3.92 ERA...Received 4.31 runs scored per start, lowest on starting staff...Had 16 quality starts, going 11-1 with four no-decisions in those outings...On May 18 at Kansas City, made first start after making 92 consecutive relief appearances...On May 23 at New York, won first game as a starter since Aug. 25, 2001 at Baltimore...On June 8 at Cincinnati, matched career best with four-hit, complete game shutout (5-0)...Won four straight decisions from July 18-Aug. 14 to match career-high...2.76 ERA was 4th lowest on road.
- In **2002** with **Toronto**, went 5-7 with career-high 38 saves (46 chances) and 4.27 ERA in first full season as closer... Pitched in career-high 76 games, fifth in AL...38 saves, which ranked fifth in AL, were second most in franchise history behind only Duane Ward's 45 in 1993...Converted seven consecutive save opportunities on three different occasions...Recorded 24 saves after All-Star break in 28 opportunities...In Sept., recorded 11 saves matching Billy Koch's club mark for most saves in month set in August of 1999...Pitched three straight days six times, four straight days three times...From Sept. 8-14, worked in six-straight games over seven days (4 saves, 1 blown save)...Retired 51 of 76 first batters faced...From Aug. 4 through Sept. 29 recorded 18 saves in final 20 opportunities...Named AL Rolands Relief Pitcher of Month for September...Worked in four of six Blue Jays shutouts and saved three of them... Second in AL with 68 games finished and tied for second among AL relievers with 85 strikeouts.
- In **2001** with **Toronto**, was 6-8 with one complete game, one shutout and 3.50 ERA in 59 games, 11 starts...As a starter, was 4-4 with 3.18 ERA and 2-4 with 3.88 ERA as reliever...Opened season in relief posting 1.56 ERA in 17 games with seven holds through May 10...At All-Star break was 0-4 with 4.89 ERA...After break, went 6-4 with ERA of 2.70 in 19 games, 11 starts...Posted eight scoreless outings from July 8-24 and totaled 13 scoreless innings... Was then moved into starting rotation...Lost first start on July 28 vs. New York...Won four of his next five starts from August 3-25 to tie career-high win streak...Posted ERA of 1.45 in those starts...Pitched 16.1 consecutive scoreless innings from August 9-20...On Aug. 25 in Baltimore, tossed five-hit shutout in a 9-0 win, fifth career complete game and second shutout...Earned Co-AL Player of Week Award for week of August 20-26 - was 2-0 in two starts with 1.04 ERA with a shutout, three walks and 15 strikeouts in 17.1 innings...In Aug. was 4-0, 1.71 ERA (42 IP - 8 ER)...Allowed only three home runs in his last 82 innings pitched after five in first 44 innings...With runners on base allowed .198 (35-177) batting average, third lowest mark in AL...Overall opponents hit .204, lowest clip of career.
- In **2000** with **Blue Jays**, finished 10-15 with three complete games, one shutout, two saves and 5.35 ERA in 43 games, 24 starts...Split season between starting rotation and bullpen...First 24 appearances were starts as he went 7-13 with 5.42 ERA...Appeared in relief Aug. 15, breaking stretch of 30 consecutive starts dating back to Aug. 28, 1999...In relief, was 3-2 with two saves and 4.94 ERA in 19 games...Threw first complete game of season on April 22 in 8-2 win over Yankees...Tossed second complete game and struck out season-high 10 batters, June 4 in Florida... Tossed first career shutout on June 21 vs. Detroit in 6-0 win, third complete game of season and fourth career.
- In **1999** with **Toronto**, posted career-high 14 wins against 11 losses in 33 games, 30 starts with 5.69 ERA...14 wins were second on club to David Wells' 17...Tossed one complete game, July 30 at Detroit (career-high 132 pitches)... Made three appearances in relief in Aug. and was 0-0 with one earned run in six innings...Had made 34 consecutive starts since August 1998...Returned to rotation to begin Sept. and responded with 4-2 record and ERA of 4.64 which was lowest of any month.
- In **1998** with **Blue Jays**, was 7-3 with 3.73 ERA in 22 games, 10 starts...Started season in bullpen and allowed runs in five of his first six games and was placed on disabled list April 16 with right elbow inflammation...Joined **Syracuse** on rehab assignment, going 0-0 with a save in two games (2 IP, 0 ER)...Recalled and activated from DL on May 6...Earned first win of season that night at Anaheim with 1.1 scoreless innings...Optioned to **Syracuse** on May 31...At **Syracuse**, made one relief appearance and joined starting rotation making 10 starts...In the 10 starts was 2-2 with a 3.95 ERA and struck out 62 in 57 IP...Recalled to Toronto on Aug. 1 and inserted into starting rotation... Received no-decision in first ML start, Aug. 5 at Texas (7 IP - 2 ER)...Did not allow more than two earned runs in first six ML starts...First win as a starter was August 17 in 4-2 win at Oakland...Struck out career-high 11 on August 22 in Anaheim but lost 5-1 (7 IP, 2 ER)... Won four consecutive starts from Aug. 27 -Sept. 20...As starter, was 6-2 with 2.35 ERA and held opponents to a .210 average...In relief, was 1-1 with a 12.66 ERA.
- In **1997**, made major league debut, posting 3-2 record with 2.90 ERA and 14 saves in 27 games to lead all AL rookies...14 saves marked second most ever by **Blue Jays** rookie (17 by Darren Hall in 1994)...Opened season on disabled list after arthroscopic surgery in March to remove loose bodies in right elbow...First pitched in May with single-A **Dunedin** on medical rehab assignment from double-A **Knoxville**...Went 0-1 in three games (two starts) with 3.75 ERA...Recalled to Knoxville and activated from disabled list, June 28...Started five games (2-1, 3.70) before joining Toronto...Won ML debut on June 29 at Baltimore allowing one run over 4.1 innings of relief (2 H, 1 ER, 3 BB, 5 SO)...First ML strikeout was Brady Anderson...Prior to joining Toronto had made just three career appearances in

2007 ANGELS

relief in minors...July 13 in Boston, recorded first major league save in 3-2 win (0.2 IP)...Then recorded saves in his next seven games...Eight consecutive saves was two short of club record 10 held by Duane Ward (1991) and Darren Hall (1994)...First blown save came in 11th opportunity on Aug. 24 at Kansas City in 13 inning 11-8 win... Finished season 14-17 in save opportunities.

MINOR LEAGUE SUMMARY:

- In 1996, combined to post 12-9 record with 3.56 ERA between **Dunedin** and **Knoxville** (with 157 strikeouts in 164.1 innings)...157 strikeouts tied for tops in organization...Opened season with Dunedin posting 9-5 record with 2.69 ERA in 18 starts...Earned organizational Pitcher of Month award in May going 5-1 with 2.72 ERA...Struck out 11 batters in two-hit complete game, June 4 vs. St. Petersburg...Selected to Florida State League All-Star team...Named second best prospect in FSL by *Baseball America*...Promoted to Knoxville July 11...Started 10 games for Smokies going 3-4 with 5.33 ERA...Selected to Howe Sportsdata 1996 All-Teen Team...Selected as fourth best prospect in organization by *Baseball America*...Was 5-0 with 0.92 ERA for Lara in Venezuelan Winter League.
- In 1995, began campaign in **Dominican Summer League** before joining **Medicine Hat** at start of Pioneer League season...Was fourth in strikeouts (75)...Struck out average of 9.74 batters every nine innings, ranking second among league starters...Struck out season-high 11 July 2 in Lethbridge (6 IP, 1 H, 0 R)...Threw a no-hitter on July 20th (G1), a 2-0 win against Ogden (4 BB, 7 SO)...Was 2-1 with 2.64 ERA through July 7...Started two Pioneer League playoff games (0-2, 1.50 ERA, 12 IP, 11 H, 2 ER, 7 BB, 15 SO).
- In 1994, was recipient of R. Howard Webster Award as team MVP with **Gulf Coast League Jays**...Ranked fourth among starters in strikeouts per nine innings (9.00)...In five July games, was 3-0 with 1.50 ERA.
- In 1993, made professional debut at age of 17 with Blue Jays Santo Domingo team in **Dominican Summer League**... Was 2-1 with 4.13 ERA and 31 strikeouts in 33 IP...Made seven starts and one relief outing.

PERSONAL/MISC:

- **Kelvím Jose Escobar** (Bolivar).
- Served as Angels' Representative for 2004 Stop Red Light Running Campaign.
- Named second best prospect in FSL by *Baseball America* in 1996...Selected to Howe Sportsdata 1996 All-Teen Team... Selected as fourth best prospect in Jays' organization by *Baseball America*.
- Was originally signed by Blue Jays scout Epy Guerrero.

ESCOBAR'S LIFETIME PITCHING RECORD

Year	Club	W-L	ERA	G	GS	CG	GF	SHO	SV	IP	H	R	ER	HR	HB	BB	IBB	SO	WP	BK	BA
1993	DSL Blue Jays	2-1	4.13	8	7	0	0	0	0	32.2	34	17	15	2	1	25	0	31	4	0	.270
1994	GCL Blue Jays	4-4	2.35	11	10	1	1	0	0	65	56	23	17	1	2	18	0	64	5	3	.237
1995	DSL Blue Jays	0-1	1.72	3	2	0	0	0	0	16	14	3	3	0	0	5	0	20	0	0	.226
	Medicine Hat	3-3	5.71	14	14	1	1	1	0	69.1	66	47	44	6	6	33	0	75	4	4	.253
1996	Dunedin	9-5	2.69	18	18	1	1	0	0	110.1	101	44	33	5	3	33	0	113	6	2	.240
	Knoxville	3-4	5.33	10	10	0	0	0	0	54	61	36	32	7	1	24	0	44	7	1	.288
1997	Dunedin	0-1	3.75	3	2	0	0	0	0	12	16	9	5	0	1	3	0	16	1	0	.327
	Knoxville	2-1	3.70	5	5	1	1	0	0	24.1	20	13	10	1	2	16	0	31	1	2	.222
	Toronto	3-2	2.90	27	0	0	23	0	14	31	28	12	10	1	0	19	2	36	0	0	.237
1998	Toronto	7-3	3.73	22	10	0	2	0	0	79.2	72	37	33	5	0	35	0	72	0	0	.237
	Syracuse (1)	2-2	3.77	13	10	0	2	0	1	59.2	51	26	25	7	4	24	0	63	3	0	.229
1999	Toronto	14-11	5.69	33	30	1	2	0	0	174	203	118	110	19	10	81	2	129	6	1	.293
2000	Toronto	10-15	5.35	43	24	3	8	1	2	180	186	118	107	26	3	85	3	142	4	0	.267
2001	Toronto	6-8	3.50	59	11	1	15	1	0	125	93	51	49	8	3	52	5	121	2	0	.204
2002	Toronto	5-7	4.27	76	0	0	68	0	38	78	75	39	37	10	5	44	6	85	4	0	.246
2003	Toronto	13-9	4.29	41	26	1	12	1	4	180.1	189	94	86	15	9	78	3	159	9	0	.270
2004	Anaheim	11-12	3.93	33	33	0	0	0	0	208.1	192	91	91	21	7	76	2	191	9	0	.244
2005	LAA	3-2	3.02	16	7	0	2	0	1	59.2	45	21	20	4	2	21	1	63	4	0	.207
	Ran. Cuca. (1)	0-0	0.00	1	1	0	0	0	0	3.0	1	0	0	0	0	2	0	7	0	0	.100
	Salt Lake (1)	1-0	2.51	4	4	0	0	0	0	14.1	14	4	4	2	1	8	0	22	1	0	.250
2006	LAA	11-14	3.61	30	30	1	0	0	0	189.1	192	93	76	17	4	50	2	147	7	0	.264
Angels Totals		25-28	3.68	79	70	2	2	0	1	457.1	430	205	187	42	13	147	5	401	20	0	.248
Major Totals		83-83	4.38	380	171	7	132	3	59	1306.1	1275	674	619	126	43	541	26	1045	45	1	.255

(1) rehab assignment

Originally signed by Toronto as non-drafted free agent, July 3, 1992.

- Disabling Injuries:** 2006 — Right elbow irritation, disabled July 7-22.
 2005 — Sprained right elbow, disabled April 2 (retroactive to March 31)-April 23
 Bone spur right elbow, disabled May 12-27.
 Right elbow surgery, disabled June 10 (retroactive to June 9)-Sept. 6.
 1998 — Right elbow inflammation, disabled April 16-May 6.



2007 ANGELS

	2006					CAREER				
	W-L-S	ERA	G	IP	ER	W-L-S	ERA	G	IP	ER
Angels	—	—	—	—	—	5-3-5	2.36	21	61.0	16
Baltimore	0-1-0	7.11	1	6.1	5	12-4-9	3.76	33	131.2	55
Boston	1-1-0	4.50	2	14.0	7	6-7-2	4.64	36	99.0	51
Chicago	1-1-0	2.45	2	11.0	3	2-9-1	5.93	19	68.1	45
Cleveland	0-1-0	3.18	1	5.2	2	5-3-3	3.78	16	64.1	27
Detroit	1-0-0	0.00	1	8.0	0	8-0-8	2.10	19	68.2	16
Kansas City	1-0-0	2.14	3	21.0	5	9-2-4	2.60	25	83.0	24
Minnesota	1-0-0	2.70	1	6.2	2	4-6-1	5.59	15	58.0	36
New York	1-1-0	4.50	2	12.0	6	6-7-6	5.23	34	103.1	60
Oakland	1-0-0	3.60	3	20.0	8	4-7-2	4.56	25	98.2	50
Seattle	2-2-0	3.10	4	29.0	10	5-7-3	4.66	27	106.1	55
Tampa Bay	—	—	—	—	—	5-7-7	6.11	33	88.1	60
Texas	0-3-0	7.16	4	16.1	13	2-8-3	4.52	29	89.2	45
Toronto	1-2-0	2.18	3	20.2	5	2-3-0	2.12	5	34.0	8
Arizona	0-1-0	15.43	1	4.2	8	0-2-0	15.00	3	6.0	10
Atlanta	—	—	—	—	—	0-0-0	8.03	3	12.1	11
Chicago	—	—	—	—	—	1-0-0	1.76	2	15.1	3
Cincinnati	—	—	—	—	—	1-0-0	0.00	1	9.0	0
Colorado	—	—	—	—	—	1-0-1	9.00	2	2.0	2
Florida	—	—	—	—	—	1-0-0	2.13	4	12.2	3
Houston	—	—	—	—	—	0-1-0	6.35	1	5.2	4
Los Angeles	1-0-0	0.00	1	7.0	0	1-1-0	4.05	2	13.1	6
Milwaukee	—	—	—	—	—	0-0-2	0.00	3	10.0	0
New York	—	—	—	—	—	0-0-0	3.00	2	3.0	1
Philadelphia	—	—	—	—	—	1-1-0	2.57	5	14.0	4
Pittsburgh	—	—	—	—	—	—	—	—	—	—
St. Louis	—	—	—	—	—	0-1-0	6.00	1	6.0	4
San Diego	—	—	—	—	—	—	—	—	—	—
San Francisco	0-1-0	2.57	1	7.0	2	0-1-1	2.16	2	8.1	2
Washington	—	—	—	—	—	2-3-1	5.50	12	34.1	21

	2006					CAREER				
	W-L-S	ERA	G	IP	ER	W-L-S	ERA	G	IP	ER
March	—	—	—	—	—	—	—	—	—	—
April	3-2-0	3.41	5	29.0	11	10-9-6	5.04	63	171.1	96
May	2-3-0	4.45	5	32.1	16	12-17-6	4.97	58	192.0	106
June	0-4-0	4.45	5	32.1	16	13-17-6	4.22	56	226.0	106
July	2-0-0	2.77	4	26.0	8	11-11-10	4.40	57	210.2	103
Aug.	2-3-0	3.64	6	42.0	17	18-13-13	3.66	65	253.0	103
Sept.	2-2-0	2.60	5	27.2	8	19-16-18	3.68	79	247.0	101
Oct.	—	—	—	—	—	0-0-0	5.68	2	6.1	4
Home	4-8-0	3.92	14	87.1	38	40-45-33	4.04	197	681.1	306
Road	7-6-0	3.35	16	102.0	38	43-38-26	4.51	183	625.0	313
Pre-ASG	6-9-0	3.88	17	106.2	46	39-46-18	4.77	194	660.2	350
Post-ASG	5-5-0	3.27	13	82.2	30	44-37-41	3.75	186	645.2	269
Starter	11-14-0	3.61	30	189.1	76	67-66-0	4.22	171	1059.0	497
Reliever	—	—	—	—	—	16-17-59	4.44	209	247.1	122

CAREER PITCHING AT MAJOR LEAGUE PARKS

AL	W-L-S	ERA	G	IP	ER
Angel Stadium	13-20-2	3.70	49	262.2	108
Ameriquet Field	1-3-1	3.40	12	39.2	15
Camden Yards	6-1-5	2.69	16	67.0	20
Comerica Park	1-0-3	0.00	4	11.0	0
Fenway Park	4-3-2	4.30	21	58.2	28
Jacobs Field	2-1-2	4.50	8	26.0	13
Kauffman Stadium	4-1-2	3.06	13	50.0	17
Kingdome	1-0-0	10.29	3	7.0	8
McAfee Coliseum	3-1-1	4.01	12	42.2	19
Metrodome	3-3-1	5.35	8	35.1	21
Rogers Centre	31-28-32	4.13	159	459.2	211
SafeCo Field	2-2-1	3.50	10	46.1	18
Tiger Stadium	2-0-1	4.63	3	11.2	6
Tropicana Field	2-5-2	8.60	14	37.2	36
U.S. Cellular Field	2-4-1	6.82	11	33.0	25
Yankee Stadium	3-4-3	6.19	17	52.1	36

NL	W-L-S	ERA	G	IP	ER
AT&T Park	0-1-0	2.57	1	7.0	2
Busch Stadium	0-1-0	6.00	1	6.0	4
Chase Field	0-2-0	15.00	3	6.0	10
Dolphin Stadium	1-0-0	2.00	1	9.0	2
Great American Ballpark	1-0-0	0.00	1	9.0	0
H. Bithorn Stadium, P.R.	0-0-0	0.00	1	0.2	0
Minute Maid Park	0-1-0	6.35	1	5.2	4
Olympic Stadium	0-1-0	10.29	4	7.0	8
Shea Stadium	0-0-0	3.00	2	3.0	1
Turner Field	0-0-0	8.31	1	4.1	4
Veterans Stadium	1-1-0	3.38	4	8.0	3

WORLD BASEBALL CLASSIC TOTALS

Year	Club	W-L	ERA	G	GS	CG	SHO	SV	IP	H	R	ER	BB	SO
2006	Venezuela	1-1	0.00	2	1	0	0	0	7.2	3	1	0	5	5

DIVISION SERIES TOTALS

Year	Club, Opp.	W-L	ERA	G	GS	CG	SHO	SV	IP	H	R	ER	BB	SO
2004	Ana., Bos.	0-0	8.10	1	1	0	0	0	3.1	5	5	3	5	4
2005	LAA, NYY	1-0	1.29	4	0	0	0	0	7	2	1	1	5	5
Totals		1-0	3.48	5	1	0	0	0	10.1	7	6	4	10	9

LEAGUE CHAMPIONSHIP SERIES TOTALS

Year	Club, Opp.	W-L	ERA	G	GS	CG	SHO	SV	IP	H	R	ER	BB	SO
2005	LAA, CWS	0-2	2.08	2	0	0	0	0	4.1	4	3	1	2	10

MAJOR LEAGUE HITTING TOTALS

AVG	AB	H	HR	RBI
.048	21	1	0	1

CAREER FIELDING

POS	PCT	G	PO	A	E	TC	DP
P	.968	380	69	113	6	188	8

2007 ANGELS

ESCOBAR'S BESTS

	Season	Game
Wins	14 — 1999	SO
ERA	2.90 — 1997	IP
IP	208.1 — 2004	Low Hit
SO	191 — 2004	Win Streak
SV	38 — 2002	12 — 9-8-04 vs. Tor.
		9 — 6 times; last, 6-8-03 at Cin.
		4 — 6-8-03 at Cin. & 6-21-00 vs. Det.
		4 — 3 times; last, July 18-Aug. 14, 2004



TERRY EVANS

OPENING DAY AGE: 25
BIRTHPLACE: Dublin, GA
BORN: January 19, 1982
RESIDES: Woodstock, GA
ACQUIRED: From St. Louis in exchange for RHP Jeff Weaver, July 5, 2006
SIGNED THRU: 2007

OF

BATS: Right

THROWS: Right

HT.: 6-3

WT.: 205

64

2006 SEASON:

■ Enjoyed career season with two different organizations (Angels and Cardinals) and three different Minor League teams (**Palm Beach**, **Springfield** and **Arkansas**)...All told, combined to hit .309 (155/501) with 23 doubles, three triples, 33 home runs, 87 RBI and 37 stolen bases...One of few minor leaguers to post "30-30" numbers...Set career bests in all major offensive categories...Opened season in Cards' system with single-A **Palm Beach**...Hit .360 (36/100) in April with seven home runs and 22 RBI in 24 games...Posted three multi-HR games and five games with at least three RBI, including a seven RBI effort April 11 at Brevard County...Hit safely in 19 of last 22 games before promotion to double-A **Springfield**...Connected for four home runs in first three games with Springfield, including consecutive two-HR efforts, June 10-11 vs. Arkansas (a team he would end the season with)...In June 11th contest, logged his second seven RBI game of season...Totaled seven home runs and 20 RBI in 20 games with Springfield...Acquired by Angels' in exchange for Jeff Weaver on July 5 and assigned to double-A **Arkansas**...Had immediate impact with Travelers connecting for five home runs in first 10 games...Logged five home runs in a six-game span (July 29-August 5)...Put together a streak of five consecutive multi-hit games (Aug. 19-24), including a four-hit performance Aug. 23 at Wichita...Played with Scottsdale Scorpions of Arizona Fall League.

MINOR LEAGUE SUMMARY:

- In **2005**, spent campaign with **Palm Beach**...Struggled with career-low .221 clip (85/385) in 114 games...Batted .447 (17/38) over a 10-game stretch (May 13-25)...Logged four hits, May 25 at Sarasota.
- In **2004**, spent majority of season with single-A **Peoria** batting .222 (81/365) with 13 home runs and 59 RBI in 101 games...Promoted to **Palm Beach** for 19 games...Combined total of 66 RBI ranked sixth most among Cards' minor leaguers...Combined total of 15 home runs established career-high (a total surpassed in 2006 - 33).
- In **2003**, spent campaign with **Peoria** and hit .246 (94/382) with 10 home runs and 41 RBI in 104 games.
- In **2002**, spent first professional season with Rookie-level **Johnson City**...Amongst Appalachian League leaders, ranked fifth in total bases (113), first in extra-base hits (31) and first in doubles (22).

PERSONAL/MISC:

- Michael Terry Evans.
- Acquired from St. Louis in exchange for RHP Jeff Weaver, July 5, 2006.
- Attended Trinity Christian High School (Dublin, GA) and Middle Georgia College (Cochran, GA).
- Originally signed by Roger Smith (Cardinals).

EVANS' LIFETIME PLAYING RECORD

Year	Club	AVG	G	AB	R	H	2B	3B	HR	RBI	SH	SF	HBP	BB	IBB	SO	SB	CS	GDP	SLG	OBP	E
2002	Johnson City	.287	60	230	42	66	*22	2	7	41	0	2	0	29	1	67	17	4	5	.491	.364	3
2003	Peoria	.246	104	382	35	94	28	1	10	41	4	2	3	19	0	86	13	6	8	.403	.286	3
2004	Peoria	.222	101	365	48	81	21	1	13	59	1	1	7	35	1	105	8	3	7	.392	.301	3
	Palm Beach	.224	19	58	7	13	4	0	2	7	0	1	1	4	0	16	1	0	0	.397	.281	2
2005	Palm Beach	.221	114	385	34	85	16	1	8	47	1	3	7	29	1	110	12	6	5	.330	.285	8
2006	Palm Beach	.311	60	238	43	74	10	1	15	45	0	1	4	20	0	50	21	1	6	.550	.373	1
	Springfield	.307	21	75	13	23	4	0	7	20	0	1	5	3	0	21	5	1	0	.640	.369	0
	Arkansas	.309	52	188	48	58	9	2	11	22	0	1	6	18	1	56	11	6	4	.553	.385	1

* led or tied for league lead





CHONE FIGGINS

OPENING DAY AGE: 29

BORN: Jan. 22, 1978

BIRTHPLACE: Leary, GA

RESIDES: Seffner, FL

ACQUIRED: From Colorado Rockies in exchange for OF Kimeria Barteaux, July 13, 2001

SIGNED THRU: 2008

M.L. SERVICE: 3 yrs., 145 days

INF/OF

BATS: Switch

THROWS: Right

HT.: 5-8

WT.: 180

9

2006 SEASON:

- Established career bests in home runs (9) and RBI (62) but batted a career low (.267) with Angels...Finished 2nd in AL with 52 stolen bases...Became fifth Angel (sixth time) to hit for cycle, Sept. 16 at Texas...Is 20th switch-hitter (10th in AL) to accomplish feat in ML history and second Angel to do so (Jeff DaVanon)...Connected for inside-the-park HR leading off 8th inn. Sept. 29 vs. Oakland...Became first player in club history to post an inside-the-park HR and hit for the cycle in the same season...Figgins, Jose Reyes (NYM) and Juan Pierre (CHC) are only players with at least 50 stolen bases in each of last two seasons (2005-06)...He is just third player to record 50+ stolen bases twice as an Angel (Gary Pettis; 1985-86 and Luis Polonia; 1992-93)...Just third Angel with three straight seasons of 30-or-more stolen bases, joining Pettis (1984-86) and Polonia (1991-93)...Stole career-best three bases June 2 at Cleveland...Hit walk-off single in 11th inning, Sept. 12 vs. Chicago, 2nd walk-off hit for him in 2006 (also 8/20 vs. Seattle)...Started at five different positions (2B, 3B, RF, LF, CF)...Scored a run in nine straight games, April 21-30...Connected for second leadoff HR of season and fifth of career, Aug. 13 at NY...321 on-base pct. as leadoff hitter ranked lowest in Majors (min. 400 PA)...Batted cleanup Sept. 30 for first time in career...Was 5-for-9 with 15 RBI with bases loaded...Tied Angels' club record with two hits in an inning July 26 at TB (2nd inn.)...On roster with 26 other MLB players for 10th All-Star Series in Japan during month of November...Signed three-year contract through 2008 on Jan. 14, 2006.

CAREER HIGHLIGHTS:

- Figgins, Jose Reyes (NYM) and Juan Pierre (CHC) are only players with at least 50 stolen bases in each of last two seasons (2005-06)...Just third player to record 50+ stolen bases in a season twice as an Angel (Gary Pettis; 1985-86 and Luis Polonia; 1992-93)...Enters 2007 ranked fourth on Angels' all-time stolen base list with 163 (Pettis is first with 186)...Became fifth Angel (sixth time) to hit for cycle, Sept. 16, 2006 at Texas...In 2005, selected as Co-MVP with Bartolo Colon by teammates...Tallied 62 stolen bases, 2nd most in Angels' single-season and led Majors...Logged 186 hits to break club record for switch-hitter (184 - Johnny Ray, 1988)...First Angel with 100 runs and 50 stolen bases in same season (2005)...Set Angels' club record and ranked second in ML with 17 triples in 2004...Hit safely in last nine games of 2004 (.410, 16/39), stretch in which Angels went 7-2 to erase 3.0 game deficit and win AL West...Went 5-for-6 with a triple, grand slam HR and six RBI, May 14, 2004 at Balt...HR was first of career, becoming second Angel who's first HR was a grand slam (Buck Rodgers, Sept. 29, 1961 vs. Clev.).

POST-SEASON EXPERIENCE:

- In 2005, struggled in each round of playoffs, hitting .143 (3/21) in DS vs. NY and .118 (2/17) in ALCS vs. CWS...Tallied two of three hits in DS in Game 2 at Yankee Stadium in Angels' 11-7 win...His RBI triple in 6th frame proved to be GW RBI...In 2004, started each game of ALDS vs. Boston hitting leadoff...Hit .143 (2/14) in series (1 HBP, 5 SO, 1 SB) and committed two errors...In 2002, served as pinch-running specialist appearing in six of Angels' 16 post-season games, scoring four runs and going one-for-two (double) at the plate during ALCS.

MAJOR LEAGUE SUMMARY:

- In 2005, selected as Co-MVP with Bartolo Colon by teammates (Gene Autry Trophy)...Tallied 62 stolen bases, 2nd most in Angels' single-season and most in Majors...Second Angel to lead league in SBs (Mickey Rivers, 70 in 1975)...Stole 17 bases in his final 29 games...Posted 10 multi-SB games on season...Collected two hits (185), Oct. 1 at Texas to break club record for switch-hitter in a season (184 - Johnny Ray, 1988)...Set career bests in runs (113), hits (186), doubles (25), home runs (8) and SBs (62)...6th in AL in runs and 10th in hits...Registered four hit streaks of at least 10 games, including two 13-game streaks to tie career-high...Led club with 52 multi-hit games...Connected for 3rd career leadoff HR (3rd in 2005) Sept. 11 at CWS...Committed just three errors last 100 games (at six different positions)...First Angel with 100 runs and 50 stolen bases in same season...Started at six different positions (48 - 3B, 45 - CF, 36 - 2B, 13 - LF, 7 - RF, 1 - SS) and played two positions in a game 24 times...One of only three players in ML to start at six different positions in 2005 (Luis Gonzalez - COL and Chris Woodward - NYM)...Has led off game with triple six times in career, doing so in consecutive games (5/26-27), first time in Angels history lead-off triple in consecutive games (took 45 seasons and 7046 games to occur).



2007 ANGELS

- In **2004**, spent first full season in majors and established career highs in several offensive categories...Hit safely in last nine games of season (.410, 16/39), stretch in which **Angels** went 7-2 to erase three-game deficit and win AL West...Posted six multi-hit efforts and eight runs in the span...Tallied 30th stolen base of season, Sept. 18 vs. Texas, first Angel with as many SBs since 1993...Collected 14th triple of season, Aug. 10 vs. Baltimore, to set Angels' single-season record...Finished second in majors with 17 triples...In 26 starts in leadoff spot, batted .330 (38/115)...Angels were 13-4 when he tripled and 47-17 when he scored a run...Started at six different positions: shortstop (9), third base (81), centerfield (36), left field (1), right field (1) and second base (14)...He and Jolbert Cabrera of Seattle were only players in majors to do so...Made one start through Angels' first 15 games - started 141 of last 145 games...Played two positions in a game 33 times...3rd in AL with 34 stolen bases (47 attempts) and posted seven multi-SB games...Stole third base 10 times (2nd most in AL)...Finished 5-for-6 with two runs scored, a triple, grand slam home run and six RBI, May 14 at Baltimore...Five hits and six RBI marked career-highs...HR was first of career, becoming second player in 2004 to collect grand slam as first ML HR (Brian Dallimore for San Francisco, April 30) and second Angel to ever accomplish feat (Buck Rodgers, Sept. 29, 1961 vs. Cleveland)...Hit safely in career-best 13 consecutive games, June 1-5.
- In **2003**, split season between triple-A **Salt Lake** and **Angels**...In three stints with Angels, batted .296 (71/240) with 34 runs scored, nine doubles, four triples, 27 RBI and 13 stolen bases...Hit safely in 19 of last 25 games...Batted .412 (21/51) with RISP...Finished month of August with .392 (31/79) average, highest in major leagues for month...Angels were 20-9 when he scored a run...Made 58 starts with Angels (38 at CF, 12 at 2B, 6 at SS, 1 at LF and 1 at DH)...Had never appeared in outfield in ML prior to 2003...Hit .312 (89/285) with 55 runs, 14 doubles, 15 triples, 4 HR, 30 RBI and 16 SBs in 68 games with Salt Lake...15 triples at Salt Lake led Pacific Coast League and were the third most ever by an Angels' triple-A player.
- In **2002**, had contract selected from **Salt Lake**, Aug. 22, and appeared as pinch-runner in 10 of 15 games with **Angels** (scoring two game-winning runs, one go-ahead run)...Made first major league start (second base), Sept. 15 vs. Texas, collecting first ML hit and RBI (single off Aaron Myette)...Made Major League debut, Aug. 25 at Boston as pinch-runner and scored game-winning run in 8th inning...After conclusion of post-season, played for Scottsdale Scorpions of Arizona Fall League.

The Figgins Factor...

Angels are 179-82 (+97) since 2002 when **Figgins** scores a run.

MINOR LEAGUE SUMMARY:

- In **2002**, began sixth professional season at **Salt Lake**...Batted .305 (156/511) in 125 games...Tabbed by *Baseball America* as Best Baserunner and Fastest Baserunner of Pacific Coast League...At time of promotion (Aug. 22), was leading Pacific Coast League with 18 triples, 100 runs scored and 39 stolen bases...Also ranked fourth in hits (156)...Triples and stolen base marks set new franchise records...Had 20-game hit streak, June 6-26, batting .383 (31/81)...Also reached base in 22-straight games, June 6-28...Named organization's Player of the Month for July after batting .340 (35/103) with 24 runs, three doubles, five triples, one home run, 18 RBI and nine stolen bases in 25 games.
- In **2001**, began season with double-A **Carolina** (Rockies), batting .220 (73/332) in 86 games for Mudcats...Acquired by Anaheim in exchange for OF Kimeria Barteel, July 13, 2001, and assigned to double-A **Arkansas**...Posted .268 (37/138) average in 39 games for Travelers.
- In **2000**, played with **Salem** and led Carolina League in triples (14), runs (92) and ranked second in hits (145) and at-bats (522), third in stolen bases (37) and games (134) and eighth in average (.278)...Named to Carolina League All-Star team...Selected Carolina League Player of Week (June 15-21) after hitting .500 with two doubles, five steals and five RBI...Hit three triples in game, June 7, 2000.
- In **1999**, set then career-highs in games, at-bats, runs, hits, doubles, sac-hits, walks and strikeouts.
- In **1998**, ranked fifth in Northwest League in stolen bases (25)...Selected to Northwest League All-Star team at shortstop.

In professional debut in **1997**, led Arizona League in triples (6) and ranked third in stolen bases (30) and fourth in games (54).

PERSONAL/MISC:

- Desmond DeChone (Chone) Figgins (first name is pronounced SHAWN).
- Honored with 2005 Cool Papa Bell Award by the Negro League Baseball Museum for leading Majors in stolen bases.
- Takes part in numerous Angels community functions and youth baseball clinics.
- Attended Brandon (FL) High School, where he was third-team High School All-American as 1997 senior and first team All-Conference as both a junior and senior...Named second team All-Conference as sophomore and voted team MVP in 1996.
- In January 2003, participated in Major League Baseball's Rookie Career Development seminar that occurs each off-season in Virginia...Had the opportunity to visit the White House.
- Originally signed by Rockies' scout Pat Jones.

Put Me in Coach

Figgins' career starts by position...

CF	213
3B	160
2B	70
SS	17
LF	24
RF	12



2007 ANGELS

FIGGINS' LIFETIME PLAYING RECORD

Year	Club	AVG	G	AB	R	H	2B	3B	HR	RBI	SH	SF	HBP	BB	IBB	SO	SB	CS	GDP	SLG	OBP	E
1997	—Rockies (ASL)	.280	54	214	41	60	5	6*	1	23	0	2	3	35	0	51	30	13	2	.374	.386	40
1998	—Portland	.283	69	269	41	76	9	3	1	26	6	1	2	24	0	56	25	4	3	.349	.345	16
1999	—Salem	.239	123	444	65	106	12	3	0	22	14	2	3	41	0	86	27	13	5	.279	.306	45
2000	—Salem	.278	134	522	92*	145	26	14*	3	48	6	5	1	67	0	107	37	19	7	.398	.358	28
2001	—Carolina	.220	86	331	41	73	14	5	2	25	6	2	2	40	2	73	27	8	0	.310	.306	16
	Arkansas	.268	39	138	21	37	12	2	0	12	3	3	0	14	0	26	7	2	0	.384	.329	10
2002	—Salt Lake	.305	125	511	100	156	25	18*	7	62	6	10	0	53	1	83	39	8	0	.466	.364	23
	Anaheim	.167	15	12	6	2	1	0	0	0	0	0	0	0	0	5	2	1	1	.250	.167	1
2003	—Salt Lake	.312	68	285	55	89	14	15	4	30	2	2	3	29	1	36	16	6	4	.509	.379	17
	Anaheim	.296	71	240	34	71	9	4	0	27	6	4	0	20	0	38	13	7	1	.367	.345	3
2004	—Anaheim	.296	148	577	83	171	22	17	5	60	10	2	0	49	0	94	34	13	6	.419	.350	15
2005	—LAA	.290	158	642	113	186	25	10	8	57	9	5	0	64	1	101	62*	17	9	.397	.352	10
2006	—LAA	.267	155	604	93	161	23	8	9	62	5	7	2	65	1	100	52	16	6	.376	.336	16
Major Totals		.285	547	2075	329	591	80	39	22	207	30	18	2	198	2	338	163	54	23	.393	.345	45

Originally selected by Colorado Rockies in 4th round of June, 1997 free agent draft.

* led or tied for league lead

	2006					CAREER					2006					CAREER					
	AVG	AB	H	HR	RBI	AVG	AB	H	HR	RBI	AVG	AB	H	HR	RBI	AVG	AB	H	HR	RBI	
Angels	—	—	—	—	—	—	—	—	—	—	March	—	—	—	—	—	—	—	—	—	—
Baltimore	.182	33	6	1	5	.270	100	27	2	16	April	.268	97	26	2	11	.292	260	76	4	27
Boston	.273	22	6	0	4	.317	101	32	2	15	May	.241	108	26	0	4	.255	326	83	1	27
Chicago	.133	30	4	0	4	.290	131	38	2	20	June	.253	99	25	2	10	.287	321	92	6	29
Cleveland	.406	32	13	1	2	.333	99	33	3	13	July	.300	100	30	1	11	.299	331	99	2	29
Detroit	.276	29	8	0	3	.254	126	32	1	19	Aug.	.243	111	27	1	11	.284	412	117	3	46
Kansas City	.172	29	5	0	1	.279	122	34	0	12	Sept.	.303	89	27	3	15	.286	409	117	6	49
Minnesota	.259	27	7	1	4	.320	128	41	1	11	Oct.	—	—	—	—	—	.438	16	7	0	0
New York	.308	39	12	1	5	.359	117	42	1	9	Home	.266	293	78	2	24	.282	1002	283	7	92
Oakland	.347	72	25	2	7	.307	241	74	2	17	Road	.267	311	83	7	38	.287	1073	308	15	115
Seattle	.253	79	20	0	7	.262	244	64	2	15	Vs. LHP	.233	172	40	3	12	.263	654	172	6	59
Tampa Bay	.231	39	9	1	4	.216	111	24	1	8	Vs. RHP	.280	432	121	6	50	.295	1421	419	16	148
Texas	.309	68	21	2	9	.290	238	69	3	22	Pre-ASG	.267	341	91	5	32	.283	1033	292	12	97
Toronto	.216	37	8	0	1	.224	107	24	1	11	Post-ASG	.266	263	70	4	30	.287	1042	299	10	110
Arizona	.308	13	4	0	2	.308	13	4	0	2	RISP	.287	129	37	3	54	.309	475	147	5	181
Atlanta	—	—	—	—	—	.357	14	5	0	3	Bases Loaded	.556	9	5	0	15	.412	34	14	1	39
Chicago	—	—	—	—	—	.333	15	5	0	0	Pinch-hitting	.333	3	1	0	0	.222	9	2	0	0
Cincinnati	—	—	—	—	—	—	—	—	—	—	DH	.235	17	4	0	1	.255	47	12	0	3
Colorado	.250	8	2	0	1	.250	8	2	0	1											
Florida	—	—	—	—	—	.462	13	6	1	2											
Houston	—	—	—	—	—	.385	13	5	0	0											
Los Angeles	.292	24	7	0	2	.270	63	17	0	6											
Milwaukee	—	—	—	—	—	.286	14	4	0	0											
New York	—	—	—	—	—	.000	10	0	0	0											
Philadelphia	—	—	—	—	—	—	—	—	—	—											
Pittsburgh	—	—	—	—	—	.214	14	3	0	2											
St. Louis	—	—	—	—	—	—	—	—	—	—											
San Diego	.250	12	3	0	1	.250	12	3	0	1											
San Francisco	.091	11	1	0	0	.091	11	1	0	0											
Washington	—	—	—	—	—	.200	10	2	0	2											

CAREER BATTING AT MAJOR LEAGUE PARKS

AL	AVG	AB	H	HR	RBI	NL	AVG	AB	H	HR	RBI
Ameritrust Field	.306	124	38	2	14	AT&T Park	.091	11	1	0	0
Angel Stadium	.282	1002	283	7	92	Chase Field	.308	13	4	0	2
Camden Yards	.333	48	16	2	12	Dodger Stadium	.306	36	11	0	5
Comerica Park	.250	60	15	0	9	H. Bithorn Stadium, P.R.	.000	2	0	0	0
Fenway Park	.298	47	14	2	8	Minute Maid Park	.385	13	5	0	0
Jacobs Field	.348	46	16	1	3	PNC Park	.214	14	3	0	2
Kauffman Stadium	.288	52	15	0	3	Shea Stadium	.000	10	0	0	0
McAfee Coliseum	.318	129	41	1	8	Turner Field	.357	14	5	0	3
Metrodome	.329	82	27	1	10						
Rogers Centre	.200	65	13	0	4						
Safeco Field	.245	110	27	2	11						
Tropicana Field	.207	58	12	1	6						
U.S. Cellular Field	.264	72	19	2	11						
Yankee Stadium	.388	67	26	1	4						



2007 ANGELS

CAREER GRAND SLAMS (1)

May 14, 2004 at Baltimore

DIVISION SERIES TOTALS

Year	Club, Opp	AVG	G	AB	R	H	2B	3B	HR	RBI	SH	SF	HBP	BB	IBB	SO	SB	CS	GDP	SLG	OBP	E
2002—Ana., NYY		.000	1	0	1	0	0	0	0	0	0	0	0	0	0	0	1	0	0	.000	.000	0
2004—Ana., Bos.		.143	3	14	0	2	0	0	0	0	0	0	1	0	0	5	1	0	0	.143	.200	2
2005—LAA, NYY		.143	5	21	2	3	1	1	0	2	0	0	0	1	0	8	0	1	1	.286	.182	0
Totals		.143	9	35	3	5	1	1	0	2	0	0	1	1	0	13	2	1	1	.229	.189	2

LEAGUE CHAMPIONSHIP SERIES TOTALS

Year	Club, Opp.	AVG	G	AB	R	H	2B	3B	HR	RBI	SH	SF	HBP	BB	IBB	SO	SB	CS	GDP	SLG	OBP	E
2002—Ana., Min.		1.000	3	1	2	1	0	0	0	0	0	0	0	0	0	0	0	0	0	1.000	1.000	0
2005—LAA, CWS		.118	5	17	1	2	1	0	0	1	2	0	0	1	0	3	1	0	0	.176	.167	1
Totals		.167	8	18	3	3	1	0	0	1	2	0	0	1	0	3	1	0	0	.222	.211	1

WORLD SERIES TOTALS

Year	Club, Opp.	AVG	G	AB	R	H	2B	3B	HR	RBI	SH	SF	HBP	BB	IBB	SO	SB	CS	GDP	SLG	OBP	E
2002—Ana., SF		.000	2	0	1	0	0	0	0	0	0	0	0	0	0	0	0	0	0	0	0	0

CAREER FIELDING

POS	PCT	G	PO	A	E	TC	DP
OF	.988	288	648	13	8	669	4
3B	.942	182	113	274	24	411	22
2B	.974	93	133	199	9	341	42
SS	.952	27	32	47	4	83	10

FIGGINS' BESTS

	Season		Game
AVG	.296 — 2004	H	5 — 5-14-04 at Bal.
H	186 — 2005	HR	1 — 22 times, last, 9-29-06 vs. Oak.
HR	9 — 2006	RBI	6 — 5-14-04 at Bal.
RBI	62 — 2006	SB	3 — 6-2-06 at Cle.
SB	62 — 2005	Hit Streak	13 — 3 times, last, Sept. 1-14, 2005



2007 ANGELS



NICK GORNEAULT

OPENING DAY AGE: 27 BORN: April 19, 1979
 BIRTHPLACE: Springfield, MA RESIDES: Springfield, MA
 ACQUIRED: Selected in 19th round of 2001 free agent draft
 SIGNED THRU: 2007



BATS: Right

THROWS: Right

HT.: 6-3

WT.: 220



2006 SEASON:

- Spent second full season at triple-A **Salt Lake** and hit .283 (115/407) with 66 runs, 25 doubles, nine triples, 15 home runs and 78 RBI in 107 games...All 91 games played in the field came as an outfielder...He led Salt Lake in RBI and triples and ranked second in runs, hits and home runs...Fractured his patella (kneecap) on a foul ball on June 18 - placed on the disabled list but returned to lineup just 25 days later...Set a franchise record streak of twelve consecutive games with an RBI (May 20-31)...Went 5 for 5 against Colorado Springs on Aug. 12 (triple and four singles)...Connected for two home runs (one grand slam) and tallied 5 RBI June 15 vs. Fresno...Played with Gigantes in Santo Domingo in Dominican Winter League.

CAREER HIGHLIGHTS:

- In **2005**, enjoyed finest professional season in first full triple-A campaign with **Salt Lake**...Led PCL with 108 RBI, was tops on the Stingers with 26 home runs and 26 doubles (tied with C Jeff Mathis), ranked second in the league with 106 runs scored and finished third in triples (11) and extra base hits (63, tied)...Named PCL Player of Week, Aug. 29-Sept. 4 (.419, 13/31, 12 R, 4 HR, 14 RBI)...Put together 12 games with at least three RBI on season, including four 4-RBI games and two 5-RBI efforts...Tallied two multi-HR games...Played with La Romana of Dominican Winter League.
- In **2004** with **Arkansas**, ranked among Texas League leaders in runs scored (91, 1st), home runs (21, T3rd) and extra-base hits (53, 3rd) and also led the Travelers in total bases (238), doubles (28, tied) and RBI (81)...Honors included: Texas League Post-Season All-Star Team, Texas League Player of Week (April 19-25) and Texas League All-Star Game Selection... Played in six games with triple-A **Salt Lake** and posted six hits with one HR and 5 RBI.
- In **2003**, ranked fifth among batting average league leaders (.321) and drove in a team-leading 72 RBI in 97 games with **Rancho Cucamonga**...Also ranked fourth in the league doubles (36) and third in slugging percentage (.540) and, in the minor league rankings, tied for fourth in doubles (42 overall in 2003), sixth in extra-base hits (64) and 12th in total bases (260)...Named Angels' Organization Player of the Month for May, California League Player of the Week (July 21-27) and as a California League All-Star Game Selection...Promoted to double-A **Arkansas** Aug. 1 and homered in first game with Trav...In 29 games, batted .345 (38/110) with 2 HRs and 19 RBI...Hit safely in 23 of 29 games with Arkansas...Named Texas League Player of the Week, Aug. 4-10.
- In **2002**, led **Cedar Rapids** with a .289 batting average...Was hitting .196 at end of April before hitting .303 (91/300) for rest of season.
- In **2001**, opened professional career with rookie level **Provo** who posted 52-25 mark and reach the Pioneer League Championship...Hit .315 (53/168) with 6 HRs and 30 RBI.

PERSONAL/MISC:

- Nicholas Anthony Gorneault...(gore-NO).
- Attended Cathedral HS (Springfield, MA) where he starred in baseball and basketball...Set school records of 10 homers, 43 RBI and .480 average as a senior...Selected first-team All-Western Massachusetts in 1997...Member of the Western Massachusetts Championship basketball team.
- Played collegiate baseball at Univ. of Massachusetts (Amherst, MA) and named team captain as senior.
- Originally signed by Angels' scout Jon Bunnell.

GORNEAULT'S LIFETIME PLAYING RECORD

Year	Club	AVG	G	AB	R	H	2B	3B	HR	RBI	SH	SF	HBP	BB	IBB	SO	SB	CS	GDP	SLG	OBP	E
2001	Provo	.315	54	168	38	53	12	4	6	30	2	1	5	11	1	65	5	2	0	.542	.373	3
2002	Cedar Rapids	.289	103	346	60	100	17	7	10	53	2	3	2	30	0	106	12	5	3	.465	.346	4
2003	R. Cucamonga	.321	97	374	67	120	36	2	14	72	0	1	5	20	3	82	11	6	3	.540	.363	7
	Arkansas	.345	29	110	19	38	6	4	2	19	2	0	1	8	0	25	2	0	3	.527	.395	1
2004	Arkansas	.281	130	495	91*	139	28	4	21	81	5	6	3	45	2	128	7	5	8	.481	.341	7
	Salt Lake	.316	6	19	4	6	1	0	1	5	0	0	1	1	0	7	0	0	0	.526	.381	1
2005	Salt Lake	.293	130	488	106	143	26	11	26	108*	1	6	2	58	1	119	7	6	11	.551	.366	5
2006	Salt Lake	.283	107	407	66	115	25	9	15	78	0	5	2	38	0	106	5	4	8	.499	.343	5

* led or tied for league lead



2007 ANGELS



VLADIMIR GUERRERO

OPENING DAY AGE: 31 BORN: February 9, 1976
 BIRTHPLACE: Nizao, Bani, DR RESIDES: Don Gregorio, Bani, DR
 CHILDREN: Vladimir Jr., Vlaimis, Migueito, Vleidi, Pablo & Vlady
 ACQUIRED: Signed as major league free agent, Jan. 12, 2004
 SIGNED THRU: 2008 M.L. SERVICE: 10 yrs., 18 days

OF

BATS: Right

THROWS: Right

HT.: 6-3

WT.: 235

27

2006 SEASON:

Ranked 5th in AL hitting .329 (200/607) and 7th with 116 RBI with Angels...Led all AL outfielders in batting average for second straight season...Finished T3rd in AL with 335 total bases...Hit .401 (59/147) vs. LHP, tops in AL...Single in 1st inn. Sept. 28 vs. Oakland was 200th hit for season - marked fourth career 200-hit campaign...Became first Angel to post two 200-hit seasons (206 in 2004)...Posted 30th HR of season, Sept 19 at KC, third Angel with 30-or-more home runs in three consecutive seasons (Troy Glaus, 2000-2002 & Tim Salmon, 1995-1997)...Posted 29th career multi-HR game Sept. 25 vs. Texas (2nd time in 2006, 10th time with Angels)...In the effort, passed Joe Adcock and tied Don Baylor for 83rd place on all-time HR list with HRs #337 and #338...Committed 11 errors - most among AL outfielders...Collected 100th career home run as an Angel, Sept. 16 at Texas (11th inn. game-winner)...Hit safely in 36 of last 41 games and batted .361 (108/299) from July 1 through end of season - Angels posted best record (54-29) in baseball that span...Posted 20-game hit streak, Aug. 13-Sept. 3 and hit .438 (35/80) during streak...Batted .393 in August...Had hit streak vs. Rangers end at 44 games on August 5 (0/1, 4 BB, 3 IBB), longest streak against one opponent in at least last 50 years...Hit 4th career grand slam July 15 vs. Tampa Bay (3rd as Angel)...RBI single in 1st inning, July 15 vs. Tampa Bay marked 1000th career RBI - came in 1,389th game (7th fastest among all actives to reach the mark)...Selected by fans to start for American League in All-Star Game at Pittsburgh and went 1-for-2 with a solo home run in 2nd inn. off Dodgers' Brad Penny - 4th Angel to hit a HR in the Mid-Summer Classic...Finished as third highest vote-getter in AL with 2,833,601 votes...First Halo elected by fans in three straight years since Reggie Jackson (1982-84) and Rod Carew (1979-84)...Connected for first career inside-the-park HR May 26 vs. Balt. - first by Angel since Darin Erstad (May 24, 1997 at Toronto)...Homered on first swing of season, a repeat performance from 2005...DNP for Dominican Republic in WBC due to death of three cousins in car accident Feb. 26...Honored with 6th Louisville Silver Slugger award (3rd with Angels)...Also named Angels' MVP by teammates, his second honor with the club.

.300 - 30 - 100

Active players with the most seasons of .300 batting average, 30 home runs and 100 RBI...

Barry Bonds	9
Manny Ramirez	9
Vladimir Guerrero	8
Frank Thomas	7
Gary Sheffield	6
Mike Piazza	6

source: Stats Inc.

CAREER HIGHLIGHTS:

Seven-time All-Star (1999-2002, 2004-06)...One of four players in Major League history to hit .300 with 30 home runs and 100 RBI in a season in both leagues, joining Dick Allen, Carlos Delgado and Frank Robinson...325 career average ranks 4th among actives (min. 3,000 AB) and .583 career slugging pct. is 5th best among actives (min. 3,000 PA)...Has hit over .300 in each of last 10 seasons, longest current stretch in ML, and has reached 30 HR and 100 RBI eight of last nine seasons...Owns 104 homers and 350 RBI as an Angel, best numbers in first three seasons as an Angel in club history, topping Don Baylor (95 homers and 313 RBIs in three seasons from 1977-79)...Guerrero, Garret Anderson and Troy Glaus are only players in club history with three-or-more 100 RBI seasons...In 2005, became one of just 11 players in ML history to reach 300 home runs before age 30 (Andrew Jones was 12th player)...Became second AL MVP in Angel history in 2004 (Don Baylor - 1979)...Was 4th MVP born in Dominican Republic (George Bell, Toronto - 1987; Sammy Sosa, Chicago Cubs - 1998 & Miguel Tejada, Oakland - 2002)...Led AL with 124 runs setting club record and 366 total bases to tied club record...Hit .536 (15/28, 10 R, 3 2B, 6 HR and 11 RBI) over final seven games in 2004 to help Angels win AL West...Hit for cycle, 9-14-03 vs. NYM, sixth cycle in Expos' history...In 2002, became 1 of 5 players in ML history with a .300 BA, 30 HR, 100 RBI and 100 runs in 5 straight seasons (1998-2002), joining Lou Gehrig (9 seasons, 1929-37), Babe Ruth (7, 1926-32), Jimmie Foxx (5, 1932-36) and Frank Thomas (5, 1993-97)...Also in 2002, became 5th ML player with consecutive 30/30 seasons (also Willie Mays 1956-57, Bobby Bonds 1977-78, Ron Gant 1990-91 and Barry Bonds 1995-97)...Fell one HR short of becoming 4th player to enter elite 40/40 club (39 HR, 40 SB)...31-game hit streak in 1999 was longest in decade of 90's...From 1998-2000, he and brother Wilton homered in same game with Expos four times...One of 12 players named to MLB's Latino Legends Team during Game 4 of 2005 World Series, joining Manny Ramirez and Roberto Clemente

Rare Company

Vladimir Guerrero, Manny Ramirez, Andrew Jones, Carlos Delgado and Alex Rodriguez are only players with at least 25 home runs in each of last nine seasons.

GUERRERO



2007 ANGELS

among outfielders...Named Minor League Player of Year by *The Sporting News* (1996)...6-time Louisville Silver Slugger recipient (1999, 2000, 2002, 2004-06)...Player of Month six times (five times in NL) and Player of Week nine times (six times in NL)...Owns eight career "walk-off" HRs, has homered in three consecutive games 11 times (including four consecutive games, July 22-24, 1998)...Has hit over .340 for a full month 22 times and .360 or better 14 times.

POST-SEASON EXPERIENCE:

■ In 2005, appeared in playoffs for second straight season with Angels...Hit .333 (6/18) with five runs in DS vs. NYY...Mired in slump throughout ALCS vs. CWS, batting .050 (1/20) with one RBI...Made post-season debut in 2004 ALDS vs. Boston...Hit two-run single off Pedro Martinez in 5th inning of Game 2 to give Angels 3-1 lead...Connected for first post-season HR in Game 3 at Fenway Park, a grand slam to tie game at 6-6 in 7th inning...Second slam in Angels' post-season history (also Don Baylor, Game 4 of 1982 ALCS)...Led Angels with six RBI in series.

MAJOR LEAGUE SUMMARY:

■ In 2005 with Angels, became one of three players in club history with consecutive 30 HR/100 RBI seasons (T. Glaus, M. Vaughn)...3rd in AL hitting .317, a clip that led all AL outfielders...Ranked 5th in AL with .394 OBP and 6th with .565 slugging pct...19th in AL with 108 RBI despite missing 18 games on DL...Second hardest to fan in AL (12.4)...Registered 4th multi-HR game of season Sept. 15 vs. Detroit, 27th of career (8th as Angel)...Hit 300th career HR Sept. 2, becoming one of just 11 players in ML history to reach plateau before age 30 (Andruw Jones became 12th player)...On Oct. 2, extended personal hit streak vs. Texas Rangers to 36 games, longest streak vs. one team since start of divisional play in 1969 and longest since Ken Griffey Jr. vs. Cleveland from May, 1992-August, 1996...26 intentional walks established most single-season in club history (previously 14 by four players) and 21 of 26 IBB came after ASB...Named AL Player of Week (8/8-8/14) after hitting .500 (11/22) with 5 HRs and 13 RBI in six games of road trip...Has won weekly award in every season since 1998...Voted as starting outfielder for AL (3,006,512 votes) and made second consecutive ASG start (third overall)...Sixth ASG appearance (1999-2002, 2004-05)...Posted two grand slams (8/9 @ Oak. & 7/21 vs. NYY)...Led ML batting .443 (35/79, 7 HR, 20 RBI in 19 games) in June, setting new club record for June (previously, Lyman Bostock, .404 in 1978)...Connected for 8th career walk-off HR (first as Angel), June 18 vs. Florida...First time Angels won a 2-1 game with multi-HR game by same player...Placed on DL May 21 with partial separation of left shoulder after jamming left shoulder on head-first slide at home plate in 5th inning, May 20 at LAD...Hit .351 in April - 18th time in career he's hit over .340 for a full month (June marked 19th time and Aug. the 20th time)...HR in three straight games (April 17-19), 10th time done so in career...Hit solo HR in 1st inn. on first swing of season, April 5 vs. Tex. - 4th career Opening Day HR...Named to *Sporting News'* AL All-Star team and honored with 5th Louisville Silver Slugger award...One of 12 players named to MLB's Latino Legends Team during Game 4 of 2005 World Series, joining Manny Ramirez and Roberto Clemente among outfielders.

■ In 2004, in first season with Angels, named American League Most Valuable Player by the Baseball Writers Association of America (BBWAA), the second Angel player to be honored in franchise history (Don Baylor - 1979)...Finished with total of 354 points (21 first place votes, five second place votes, one third place vote and one fourth place vote)...Finished 100 points ahead of second place finisher Gary Sheffield...Became sixth player in major league history to be named MVP in first year after switching leagues and fifth free agent MVP in first year with new club (first since Barry Bonds in 1993 with SF)...4th player born in Dominican Republic to receive award (George Bell, Toronto - 1987; Sammy Sosa, Chicago Cubs - 1998 & Miguel Tejada, Oakland - 2002)...Also named recipient of Gene Autry Trophy (Team MVP) by teammates and to *Sporting News'* and *Baseball America's* AL All-Star teams...Recipient of Louisville Silver Slugger Award (his 4th honor)...Led AL with 124 runs which set new club record...Also led AL with 366 total bases which tied club record (Erdast - 2000)...His .337 avg. set a club record for a right-handed batter and 126 RBI rank third most in a season in club history...39 HRs rank 3rd in season in Angels' history and .598 slugging pct. ranks 2nd...Hit .536 (15/28) with 10 runs scored, three doubles, six home runs and 11 RBI over final seven games to help Angels overcome three-game deficit in AL West...Batted .371 (39/105) with 24 runs scored, six doubles, a triple, 10 home runs and 23 RBI in Sept. and was named AL Player of Month (also named AL Player of the Week for final week of season)...11th time batting .360 or better for a full month...Collected fourth multiple home run game of season (2nd in three games) and 23rd of career, Sept. 30 at Texas...Tied club record with 10 home runs in Sept. (Mo Vaughn, 1999)...Posted 206 hits, equaling career-best and reached 200 hits for third time (206 in 2002 and 202 in 1998)...Hit safely in 31 of final 35 games and 40 of last 45 contests...Club went 25-10 when he homered as he reached 30 HRs for sixth time in career...Second player in club history with .300/30/100 numbers - Tim Salmon (.330/34/105) is only other player to complete the trifecta in 1995...Also became just second player in club history to post at least 120 runs and 120 RBI in same season (Don Baylor, 139 RBI and 120 runs in MVP campaign in 1979) and second player with 200 hits, 100 runs and 100 RBI in season

Youth Served

- In 2002, was second youngest active player to reach 200 HR - at exactly same age as Ken Griffey Jr. (26 years, 182 days).
- In 2000, hit .345 with 44 HR and 123 RBI, joining Joe DiMaggio, Ted Williams and Jimmie Foxx as only players with 30 HR, 100 RBI and .300 BA in three consecutive seasons before age of 25.
- In 1999, was youngest of four players ever with 30 HR and a 30-game hit streak in same season, joining Rogers Hornsby (1922), Joe DiMaggio (1941) and N. Garciaparra (1997).
- In 1998 at age 22, hit .324 with 38 HR and 109 RBI - only two players in ML history - Mel Ott and Joe DiMaggio - had a season in which they matched or surpassed his numbers in each of three categories before turning 23.



2007 ANGELS

(Erstad - 2000)...Among AL leaders, finished in top 10 in 20 major offensive categories...Angels were 67-21 when he scored a run (19-43 when he didn't score)...1st in AL with 13 outfield assists...Missed three games (July 24-26) with swollen right hand and wrist suffered when HBP, July 23 at Seattle (X-rays proved normal)...Made fifth All-Star appearance and finished 1-for-4 in Houston...Led AL outfielders with 3,024,870 votes and finished second in total AL votes to Alfonso Soriano (3,466,447)...First Angel outfielder to be voted as starter since Reggie Jackson in 1984...Set Angels' club record with nine RBI, June 2 vs. Boston (previously eight RBI done four times - last by Adam Kennedy in 2000)...Nine RBI were most in ML game in 2004...Posted 30 RBI in June, surpassing club record for the month...Collected career home run No. 250, June 20 at Houston...Homered in three straight games for ninth time in career, May 22-24.

■ In 2003 with **Montreal**, batted .330 with 25 home runs and 79 RBI in 112 games...Missed significant time in May, June and July due to back pain, which was caused by a herniated disk...Missed 40 games on DL...Injury did not require surgery...Played in three games for Brevard County during rehab stint...Despite missed time, marked sixth straight season he collected at least 25 home runs and first campaign he didn't post at least 34 home runs since 1997...Batted .301 with eight HR and 33 RBI in 50 games before injury, hit .353 with 17 HR and 46 RBI in 62 contests after return...With 454-foot homer off Odalis Perez, August 21 at Dodger Stadium, moved past Andre Dawson (225) into sole possession of first place on Expos' all-time home run list...Passed Dawson in 1,945 fewer at-bats...Named NL Player of Month in August...Hit .349 (37-for-106) with eight doubles, one triple, 10 home runs and 25 RBI...10-homer month was sixth of career...Drove in 25 or more runs in single month for eighth time...Despite playing in only 112 games, ranked fourth in baseball with 22 intentional walks...Only Barry Bonds (61), Manny Ramirez (28) and Carlos Delgado (23) owned more...Hit 7th-inning two-run homer on September 14 vs. New York (NL) to complete the cycle, Expos' sixth cycle in 35 National League seasons...Hit 502-foot home run, July 28 vs. Atlanta off Mike Hampton...Blast was longest home run hit to *left field* in 27-year baseball history of Olympic Stadium...Expos management erected a "502" sign/marker where ball landed...On March 25, MLB President and COO Bob DuPuy reduced his suspension from three games to two stemming from March 10 Expos-Marlins contest that included first-inning on-field fracas...Sat out Expos' first two games of season, March 31-April 2, at Atlanta...Batted .393 with nine home runs in 84 at-bats against left-handed pitchers...Hit .375 (57/152) with 13 home runs and 48 RBI at Olympic Stadium.

■ In 2002, named team captain during Spring Training and earned honor of **Expos'** Player of Year for fourth time in five years...Joined Gary Carter as only four-time winners of award...Set team record with 206 hits...Came one HR short of becoming fourth member of baseball's 40/40 club, hitting 39 HR and stealing 40 bases while missing only one game...Totaled 14 outfield assists to tie Larry Walker for NL lead...Reached 100-RBI and 100-run plateau for fifth consecutive season...Ranked in NL's Top 5 in 14 offensive categories...Voted to *Sporting News'* NL All-Star team completing outfield with Barry Bonds and Sammy Sosa and voted to *USA Today Sports Weekly's* Team as best right fielder in majors...Received Silver Slugger Award for third time as voted by managers and coaches...Runner-up to Alex Rodriguez for Hank Aaron Award recognizing best overall hitter in each league...Finished fourth in NL MVP vote, being named on 31 of 32 ballots...On second-last day of season against Reds, hit very top of right field wall, missing homer by inches...According to *Elias Sports Bureau*, only one other player has missed the elusive 40/40 mark by one HR...Bobby Bonds hit 39 HR and stole 43 bases with San Francisco in 1973...Was only NL player and one of only three players in majors to top 200-hit plateau in 2002, joining New York Yankees' Alfonso Soriano (209) and Seattle's Ichiro Suzuki (208)...In addition to leading league in hits (206), also paced NL in total bases (364)...Finished second in multi-hit games (60), batting versus right-handed pitching (.347) and intentional walks (32), while recording second-longest hitting streak in majors (26 games)...Streak was second-longest in franchise history - behind his own 31-game streak posted in 1999...Joined FLA's Luis Castillo and BOS' Nomar Garciaparra as only active players to collect 30- and 20-game hitting streaks in their careers...Hit safely in 33 of 35 games, July 30-September 6, hitting .383 (51/133) during that time...Became second-youngest active player to hit 200 career HR before age of 27 (26.182)...Achieved mark at exactly same age as Ken Griffey, Jr., while trailing Alex Rodriguez (25.290)...HR was also his 30th of season, marking fifth straight 30+ HR season...Was elected to start All-Star Game for first time in career (4th career game)...Was 1-for-2 with a single and a run scored at July 9th game at Miller Park...His first-inning single July 20 at Florida marked 1,000th hit of career...Became fifth-youngest active player to reach mark (26 years, 162 days), trailing only Roberto Alomar (25.190), Ken Griffey Jr. (25.268), Alex Rodriguez (25.283) and Derek Jeter (26.92)...Became ninth repeat 30/30 member in ML history, August 30...Set team record, September 4 versus Philadelphia, with 27th intentional walk...Finished with 32 IBB...Collected five multi-HR games...Homered in three straight games, July 11-13...Named NL Player of Month for April...28 RBI set a team record for most RBI in April, breaking old mark of 27...Named NL Player of Week for April 22-28...Hit .520 (13/25), two 2B, three HR, six RBI, six runs, four SB, .960 slugging, .613 on-base, 24 total bases and three assists.

■ In 2001, hit .307 with 107 runs scored, career-best 45 doubles, 34 home runs and 108 RBI in 159 games with **Montreal**...Was third in NL in stolen bases (37) and outfield assists (14)...Became first Expos' player in team history to attain 30 HR and 30 SB in same season, September 1 at Phil...Named to NL All-Star team for third consecutive year...Bat barrel hit Tommy Lasorda coaching third base during game at Safeco Field...Hit first career grand slam, July 1 at Olympic Stadium...Finished season with 108 RBI and 107 runs, marking fourth straight season with 100+ RBI and runs...Set career-high and tied club record with three doubles, June 2 vs. Phillies, to cap four-hit, six-RBI night.

Guerrero is 1 of 12 players in ML history to hit 300 HRs before the age of 30:

Player	HRs before 30
Alex Rodriguez	409
Ken Griffey Jr.	398
Jimmie Foxx	379
Mickey Mantle	374
Eddie Mathews	370
Hank Aaron	342
Mel Ott	342
Juan Gonzalez	340
Frank Robinson	314
Harmon Killebrew	311
Vladimir Guerrero	305
Andrew Jones	301

Source: *Elias*



2007 ANGELS

- In 2000**, experienced another record-breaking season with **Montreal**, completing his second straight campaign with at least 40 HR and 120 RBI and his third straight with at least 35 HR and 100 RBI...Joined Joe DiMaggio, Ted Williams and Jimmie Foxx as only players with 30 home runs, 100 RBI and .300 BA in three consecutive years before the age of 25... Ranked among NL Top 10 in 13 categories...Finished tied for 2nd in NL in triples (11); 3rd in total bases (379); batting (.345) and slugging (.664); 4th in home runs (44), multi-hit games (58) and hits (197); 5th in RBI (123) and extra base hits (83)...Finished tied for 5th with 12 outfield assists... Re-wrote club record book in seven different offensive categories: batting average (.345), home runs (44), total bases (379), home runs at home (25), extra bases on long hits (179), home runs, month (13 in September) and slugging percentage (.664)...Received Silver Slugger Award for second time...Barry Bonds and Sammy Sosa completed the outfield...Named to AP Major League All-Star Team for first time and to *Sporting News* All-Star team for second straight season...Started in LF in Midsummer Classic at Atlanta as a replacement for injured Barry Bonds...Went 1-for-2 with a single...Was first Expo to start All-Star Game since Marquis Grissom (LF) in 1993...Participated in Home Run Derby...NL Player of Month for April after leading the league in BA (.410), total bases (66) and slugging (.795)...Tied a club record for most RBI in month (27), set by Henry Rodriguez in 1996...Hit two homers on April 3 (Opening Night) vs. L.A., connecting for his 500th career hit – a HR in 5th off Kevin Brown...Became second Expo to homer twice in season opener (Al Oliver, 1983 at Chicago)...Clubbed 100th career homer (solo), April 26...Hit two home runs in back-to-back games for first time in his career, Sept 17-18...Connected for a franchise record 24th HR at home on September 19, surpassing his previous record of 23 set in 1999...Hit total of 25 round-trippers at home in '00...Hit franchise record 43rd HR September 21, surpassing his previous mark of 42 set in 1999...Also went 1-for-3, 2 BB, IBB in game, setting club record for most total bases in a season with 368, surpassing his previous mark of 367 set in 1998...Connected for HR #44 (452 ft.) off Ryan Dempster on September 26 at Pro Player Stadium...Set club record with 13 HR in September, eclipsing previous mark of nine.
- In 1999**, the first season of his new five-year contract with **Expos**, established seven offensive club records while finishing among NL Top 10 in 11 different categories...131 RBI set new Expos record and stands as career-best...Also finished season with 366 total bases...Finished second in NL in total bases (366); 4th in extra base hits (84) and intentional walks (14); 5th in homers (42), tied with Astros' Jeff Bagwell in RBI (131), and hits (193)...Finished tied for third with 15 outfield assists...Hit safely in 31 consecutive games from July 27-August 26, going 49-for-127 (.386) with 12 doubles, one triple, 11 homers, 10 walks, four stolen bases and 27 RBI...Streak set a franchise record...Was also longest hitting streak in majors in 1990's...Was fifth-longest streak since 1949...Out of 31 games, 15 of them were multi-hit affairs...24 of 49 hits went for extra bases, as he compiled a .756 slugging percentage...Became youngest of four players to have 30 homers and a 30-game hitting streak in same season, joining Rogers Hornsby (1922), Joe DiMaggio (1941) and Nomar Garciaparra (1997)...Joined Joltin' Joe and Hornsby in baseball history to have 30-game streak, along with at least 30 homers and 100 RBI in the same season...42 homers is co-highest total by a player with at least a 30-game hit streak...Rodgers Hornsby also hit 42 home runs to go along with a 33-game hitting streak in 1922...Sat out on August 31 at Arizona with a bruised left knee to snap a 276 consecutive games appearance

Who's Your Vladdy?

Guerrero has hit over .300 in each of last 10 seasons, longest current stretch in ML (min. 3,000 PA)

CENTURY CLUB

Complete list of Angels with 100 RBI seasons

Player	# of 100 RBI Seasons	Seasons
Garret Anderson	4	2000-03
Vladimir Guerrero	3	2004-06
Troy Glaus	3	2000-02
Wally Joyner	2	1986-87
Tim Salmon	2	1995, 97
Mo Vaughn	2	1999-2000
Don Baylor	1	1979
Bobby Bonds	1	1977
Chili Davis	1	1993
Jim Edmonds	1	1995
Darin Erstad	1	2000
Dan Ford	1	1979
Bobby Grich	1	1979
Jose Guillen	1	2004
Reggie Jackson	1	1982
J.T. Snow	1	1995
Lee Thomas	1	1962
Leon Wagner	1	1962

2007 ANGELS

Most 200-Hit Seasons Among Actives 200-Hit Seasons

Ichiro Suzuki	6
Derek Jeter	5
Vladimir Guerrero	4
Michael Young	4
Juan Pierre	4

streak...Was first game missed since April 19, 1998 at Houston...His 84 extra-base hits were two more than his club record set in 1998...His .600 slugging pct. surpassed .592 set by Moises Alou in strike-shortened 1994 season and his own .589 mark set in 1998...Named to *The Sporting News* year-end All-Star team...Claimed Louisville Slugger Silver Slugger Award, becoming first Expo such honored since Alou and Wil Cordero in 1994...NL Player of the Month for August after batting .355 with 12 home runs and 29 RBI...Hit two homers in a game three times: May 16

at PIT, August 10 vs LA & October 2 at Philadelphia...Homered in three straight games from October 1-3 at Philadelphia...Represented Expos at All-Star Game in Boston...Grounded in to FC in only at-bat in first All-Star Game appearance...Tied club record for most RBI in August with 28, set by himself in 1998...Also tied the franchise mark for most HR in a month (12), set by Rusty Staub in August, 1970...In that contest, he and his older brother Wilton homered...Vladimir went deep twice and collected six RBI while Wilton hit a grand slam...The Guerreros hit three homers and set a major league record by combining for 10 RBI by brothers in same game.

- In 1998, spent first full season in majors with **Expos**...Ranked near top in 10 different major offensive categories...Was one of only 10 players to reach 200-hit plateau...Edited six franchise records for home runs (38), extra base hits (82) and total bases (367)...Finished 3rd in NL in multi-hit games (63), 4th in total bases (367), hits (202) and extra base hits (82, tied with Greg Vaughn), 6th in HR (38, tied with Moises Alou and Jeremy Burnitz)...At 22, became youngest Expos player to reach 30 HR mark, 200 hits and 100 RBI plateau...Only two players in major league history - Mel Ott and Joe DiMaggio - had a season in which they matched or surpassed Guerrero's numbers in each of those three categories before turning 23...Voted National League Player of Month for July after batting .385 with 11 homers and 27 RBI while compiling a .771 slugging percentage...Named NL Player of Week (July 20-26) for first time in his career, hitting .433 with 5 HR, 13 RBI in 8 games...Homered in four straight games from July 22-24, fifth player in franchise history to homer in four straight contests, joining Moises Alou, Andre Dawson (twice), Henry Rodriguez & Mitch Webster...When Wilton joined his brother, they became third of four brother combinations in Expos' history...Became first brothers to actually play with Montreal at same time...On August 15 at Cincinnati, both Vladimir & Wilton homered in same contest...Marked first time brothers homered for same team in same game since May 28, 1996 when Cal Ripken (3 homers) and Billy (1) connected at Seattle...200th hit came on a single, Sept. 26 at St. Louis to become just third different Expo to reach plateau.
- In 1997, was favored to be NL Rookie of Year when he reported to spring training for **Montreal**, but several key injuries sidelined hopes...Missed total of 52 games due to three DL stints...Selected by Montreal chapter of BBWAA as Rookie of Spring Training Camp after batting .358 with four doubles, two triples, four HR and 11 RBI...Was only rookie to make club out of spring training...Spring came to sudden end on March 30, as he was placed on DL with fractured left foot after hitting foul ball off of it...Plagued by injuries through entire year, limiting him to 85 starts in 90 games...Appeared in 45 games prior to All-Star break and 45 afterwards...Made first appearance of season, May 3 at SD, and homered following day...Pulled right hamstring, June 5 and was DL'd from June 6-20...Suffered hairline fracture in fifth metacarpal bone in left hand, July 11 at Cincinnati, after getting hit by a pitch...Did not return to play until July 27...Was hitting safely in 15 of his last 17 games prior to injury, going 26-for-67, .388 with three doubles, two triples, four HR and 13 RBI during span...Missed two games with strained right quadricep muscle after running from first to third in the 7th inning at Coors Field on July 30...Missed two games August 28-29 with a strained back...Suffered strained left quadricep muscle while running to first base in his first at-bat in a game on September 9...Hit HR off Pat Hentgen on his first interleague pitch seen, June 30 at SkyDome...Homered in consecutive games for first time in his career, Sept. 4-5.
- In 1996, his contract was selected by **Montreal** from double-A Harrisburg on September 12, 1996 after Senators captured Eastern League title...Debut came September 19 at Atlanta, going 1-for-5...Singled to center off Steve Avery in second at-bat for first ML hit...First HR and RBI came off Mark Wohlers September 21 - a 1st-pitch solo shot off the right field fair pole...Started four straight games in Atlanta series, going 4-for-17 against likes of Avery, Glavine, Neagle and Smoltz...Batted .258, two HR, nine RBI with Estrellas in the Dominican Winter League.

MINOR LEAGUE SUMMARY:

- In 1996, started season at single-A **West Palm Beach**, batting .363 with five HR, 18 RBI in Florida State League...Called up to **Harrisburg** and became Eastern League's youngest position player on his way to becoming youngest player ever to win batting title with .360 average...Led all minor league baseball in batting average...Hit safely in 25 of first 26 games...Named Eastern League Batter of the Week after hitting .440 (11/25) in his first week...Hit in 19 straight games from May 9-29, going 31-for-70, .443, nine doubles, five HR, 17 RBI...Named to League All-Star team...Also named TOPPS Player of the Month in June after batting .398, eight doubles, four HR and 26 RBI in 30 games...Selected as *Sporting News* Minor League Player of the Year, Eastern League MVP and Rookie of the Year, *Baseball America's* Double-A Player of the Year, and Eastern League All-Star (OF) after helping Harrisburg win Eastern League championship...Also named Rawlings' Rookie of the Year and 1996 All Star (OF).



2007 ANGELS

- In 1995, claimed South Atlantic League batting crown...Hit .333 for **Albany**, adding 21 doubles, 10 triples and 16 homers...Named to SAL mid-season All-Star team and post-season All-Star squad...Named by *Baseball America* as Expos' best prospect and second best in South Atlantic League...Had surgery on left knee to repair a torn meniscus, August 29.
- In 1994, had one of greatest half-season performances in 10-year history of **Dominican Summer League**, hitting .424 with 12 HR and 35 RBI (.935 slg. pct.) in 25 games, prompting Expos to move him to **Rookie Gulf Coast** team in Florida...Was named TOPPS Player of the Month for August after batting .288 with five doubles, four HR and 14 RBI...Tied for third among GCL hitters in extra base hits (21) and tied for fifth in doubles (13)... Named GCL MVP.
- In 1993, after signing in March, made professional debut at age of 17 in **Dominican Summer League** and hit .333 (35/105) in 34 games.

PERSONAL/MISC:

- Vladimir Alvaro Guerrero.
- Dominican Republic celebrated national holiday in 2004 off-season in honor of his MVP award...Honored with 2004 Victor Award as best baseball player, beating out Barry Bonds and Albert Pujols.
- Teamed up with Boston's David Ortiz and teammate Bartolo Colon to donate \$50,000 each to the Hurricane Katrina relief effort in September 2005.
- Involved with Padres Contra El Cancer, a support group for Latino children with cancer and their families.
- Family business, Los Hermanos Guerrero (The Guerrero Brothers), provides several job opportunities in his hometown of 12,000 in Dominican Republic: a cement-block factory, a propane distributorship, a supermarket, livestock and vegetable farms, a seafood distributor and a women's clothing store.
- Featured in national Pepsi ads the debuted in 2005 with NASCAR's Jeff Gordon, MLS' Freddy Adu and X-Games athlete Shaun White...Also featured on cover of MLB 2006 video game for PlayStation2.
- Instituted "Vlad's Pad" at Angel Stadium (located in right field pavilion), location which he donates 127 tickets for every Angels' home game to local charities and youth groups...With Expos, hosted 30 under-privileged kids every Sunday the team played at Olympic Stadium, providing them with free lunch and VIP tickets.
- One of nine children...Lived with mother and brother Wilton when brothers both played in Montreal...There are usually anywhere from 20-25 family members in Anaheim during the season.
- Signed by Expos scouts Fred Ferreira and Arturo DeFreites.

GUERRERO'S LIFETIME PLAYING RECORD

Year	Club	AVG	G	AB	R	H	2B	3B	HR	RBI	SH	SF	HBP	BB	IBB	SO	SB	CS	GDP	SLG	OBP	E
1993	—DSL Expos	.333	34	105	19	35	4	0	1	14	1	2	2	8	0	13	4	2	1	.400	.385	5
1994	—DSL Expos	.424	25	92	34	39	11	0	12	35	0	1	0	21	0	6	5	5	0	.935	.526	2
	GCL Expos	.314	37	137	24	43	13	3	5	25	0	3	2	11	0	18	0	7	0	.562	.366	1
1995	—Albany	.333*	110	421	77	140	21	10	16	63	0	4	7	30	3	45	12	7	8	.544	.383	11
1996	—Wst.Plm.Bch	.363	20	80	16	29	8	0	5	18	0	1	1	3	0	10	2	2	1	.650	.388	3
	Harrisburg	.360*	118	417	84	150	32	8	19	78	0	2	9	51	13	42	17	10	8	.612	.438	8
	Montreal	.185	9	27	2	5	0	0	1	0	0	0	0	0	0	3	0	0	1	.296	.185	0
1997	—Montreal	.302	90	325	44	98	22	2	11	40	0	3	7	19	3	39	3	4	11	.483	.350	12
	Wst.Plm.Bch (1)	.400	3	10	0	4	2	0	0	2	0	0	0	1	0	0	1	0	1	.600	.455	0
1998	—Montreal	.324	159	623	108	202	37	7	38	109	0	5	7	42	13	95	11	9	15	.589	.371	17
1999	—Montreal	.316	160	610	102	193	37	5	42	131	0	2	7	55	14	62	14	7	18	.600	.378	19
2000	—Montreal	.345	154	571	101	197	28	11	44	123	0	4	8	58	23*	74	9	10	15	.664	.410	10
2001	—Montreal	.307	159	599	107	184	45	4	34	108	0	3	9	60	24	88	37	16	24	.556	.377	12
2002	—Montreal	.336	161	614	106	206*	37	2	39	111	0	5	6	84	32	70	40	20	20*	.593	.417	10
2003	—Montreal	.330	112	394	71	130	20	3	25	79	0	4	6	63	22	53	9	5	18	.586	.426	7
	Brevard Cty (1)	.500	3	6	2	3	0	0	1	0	0	1	0	0	0	0	0	0	0	1.000	.571	0
2004	—Anaheim	.337	156	612	124*	206	39	2	39	126	0	8	8	52	14	74	15	3	19	.598	.391	9
2005	—LAA	.317	141	520	95	165	29	2	32	108	0	5	8	61	26*	48	13	1	16	.565	.394	3
2006	—LAA	.329	156	607	92	200	34	1	33	116	0	4	4	50	25*	68	15	5	16	.552	.382	11
Angels Totals		.328	453	1739	311	571	102	5	104	350	0	17	20	163	65	190	43	9	51	.572	.389	23
NL Totals		.323	1004	3763	641	1215	226	34	234	702	0	26	50	381	130	484	123	71	122	.588	.390	87
Major Totals		.325	1457	5502	952	1786	328	39	338	1052	0	43	70	544	195	674	166	80	173	.583	.390	110

Originally signed by Expos as non-drafted free agent, March 1, 1993.

- ★ led or tied for league lead
- (1) rehab assignment

- Disabling Injuries:** 2005 — Partial separation of left shoulder, disabled May 21 – June 9
 2003 — Herniated disc in back, disabled June 6 (retro to June 5) – July 21
 1997 — Fractured left foot, disabled March 30 – May 2
 Pulled right hamstring, disabled June 6-20
 Hairline fracture in fifth metacarpal bone of left hand, disabled, July 12-27



2007 ANGELS

CAREER BATTING AT MAJOR LEAGUE PARKS

AL	AVG	AB	H	HR	RBI	NL	AVG	AB	H	HR	RBI
Ameritrust Field	.420	112	47	12	25	Astrodome	.172	29	5	0	2
Angel Stadium	.333	866	288	52	198	AT&T Park	.324	71	23	2	10
Camden Yards	.292	65	19	4	7	Atlanta-Fulton County	.235	17	4	1	1
Comerica Park	.414	58	24	4	12	Busch Stadium	.267	90	24	3	17
Fenway Park	.275	51	14	2	5	Chase Field	.326	89	29	7	18
Jacobs Field	.348	46	16	3	5	Cinergy Field	.452	73	33	6	19
Kauffman Stadium	.217	46	10	1	9	Coors Field	.382	102	39	9	20
McAfee Coliseum	.284	95	27	8	22	County Stadium	.364	66	24	3	18
Metrodome	.212	66	14	2	7	Dodger Stadium	.325	117	38	10	20
Rogers Centre	.342	111	38	7	17	Dolphin Stadium	.305	167	51	8	24
Safeco Field	.367	98	36	6	22	Great American Ballpark	.444	9	4	0	0
Tropicana Field	.338	74	25	5	19	H. Hithorn Stadium, P.R.	.196	56	11	2	8
U.S. Cellular Field	.339	59	20	4	11	Miller Park	.364	33	12	4	4
Yankee Stadium	.297	91	27	2	11	Minute Maid Park	.283	60	17	3	8
						Olympic Stadium	.335	1855	622	126	390
						PNC Park	.297	37	11	2	6
						Qualcomm Stadium	.252	107	27	7	17
						Shea Stadium	.285	179	51	8	19
						3Com Park	.305	59	18	1	5
						Three Rivers Stadium	.232	56	13	3	10
						Turner Field	.295	156	46	5	23
						Veterans Stadium	.329	140	46	10	26
						Wrigley Field	.344	96	33	6	17

CAREER MULTIPLE HOME RUN GAMES (29)

Sept. 25, 2006 vs. Texas	April 17, 2006 at Baltimore	Aug. 12, 2005 at Seattle	Aug. 2, 2005 vs. Baltimore
Sept. 15, 2005 vs. Detroit	Sept. 30, 2004 at Texas	Sept. 30, 2004 at Texas	Sept. 28, 2004 at Texas
June 18, 2005 vs. Florida	June 2, 2004 vs. Boston	June 2, 2004 vs. Boston	July 28, 2003 vs. Atlanta
Sept. 17, 2004 vs. Texas	July 11, 2002 vs. Atlanta	July 11, 2002 vs. Atlanta	May 1, 2002 at Houston
July 17, 2002 vs. New York Mets	April 16, 2002 vs. Cubs	April 16, 2002 vs. Cubs	July 18, 2001 vs. Philadelphia
April 28, 2002 vs. St. Louis	Sept. 17, 2000 vs. New York Mets	Sept. 17, 2000 vs. New York Mets	Sept. 6, 2000 at St. Louis
Sept. 18, 2000 vs. Florida	Aug. 8, 2000 at Arizona	Aug. 8, 2000 at Arizona	May 31, 2000 at Cincinnati
Aug. 15, 2000 vs. San Francisco	April 3, 2000 vs. Los Angeles	April 3, 2000 vs. Los Angeles	Oct. 2, 1999 at Philadelphia
April 21, 2000 vs. Milwaukee	May 16, 1999 at Pittsburgh	May 16, 1999 at Pittsburgh	April 2, 1998 vs. Pittsburgh
Aug. 10, 1999 vs. Los Angeles			

CAREER GRAND SLAMS (4)

July 15, 2006 vs. Tampa Bay	August 9, 2005 at Oakland	July 21, 2005 vs. NYY	July 1, 2001 vs. Pittsburgh
-----------------------------	---------------------------	-----------------------	-----------------------------

DIVISION SERIES TOTALS

Year	Club, Opp	AVG	G	AB	R	H	2B	3B	HR	RBI	SH	SF	HBP	BB	IBB	SO	SB	CS	GDP	SLG	OBP	E
2004—Ana., Bos.		.167	3	12	1	2	0	0	1	6	0	0	0	2	1	4	0	0	0	.417	.286	0
2005—LAA, NYY		.333	5	18	5	6	0	0	0	0	0	0	1	2	1	2	1	1	0	.333	.429	0
Totals		.267	8	30	6	8	0	0	1	6	0	0	1	4	2	6	1	1	0	.367	.371	0

LEAGUE CHAMPIONSHIP SERIES TOTALS

Year	Club, Opp	AVG	G	AB	R	H	2B	3B	HR	RBI	SH	SF	HBP	BB	IBB	SO	SB	CS	GDP	SLG	OBP	E
2005—LAA, CWS		.050	5	20	0	1	0	0	0	1	0	0	0	0	0	1	0	0	2	.050	.050	1

2006 CAREER

	AVG	AB	H	HR	RBI	AVG	AB	H	HR	RBI
Angels	—	—	—	—	—	.143	7	1	0	0
Baltimore	.400	40	16	3	9	.357	143	51	12	32
Boston	.333	21	7	1	3	.280	132	37	8	28
Chicago	.333	33	11	2	7	.323	93	30	6	21
Cleveland	.457	35	16	3	9	.322	115	37	3	14
Detroit	.387	31	12	3	8	.377	114	43	7	25
Kansas City	.231	39	9	2	8	.292	96	28	4	23
Minnesota	.148	27	4	0	3	.240	104	25	3	12
New York	.378	37	14	1	7	.309	165	51	6	34
Oakland	.254	59	15	4	11	.279	183	51	11	37
Seattle	.355	76	27	2	15	.333	207	69	16	45
Tampa Bay	.459	37	17	2	9	.358	148	53	11	41
Texas	.420	69	29	7	16	.431	211	91	20	45
Toronto	.237	38	9	1	5	.322	211	68	11	29
Arizona	.200	15	3	0	0	.329	173	57	17	39
Atlanta	—	—	—	—	—	.299	378	113	20	59
Chicago	—	—	—	—	—	.332	193	64	9	38
Cincinnati	—	—	—	—	—	.369	179	66	11	38
Colorado	.300	10	3	0	2	.337	205	69	14	37
Florida	—	—	—	—	—	.311	350	109	21	56
Houston	—	—	—	—	—	.278	180	50	4	18
Los Angeles	.333	18	6	2	4	.312	247	77	19	44
Milwaukee	—	—	—	—	—	.360	197	71	12	43
New York	—	—	—	—	—	.308	347	107	23	56
Philadelphia	—	—	—	—	—	.366	314	115	28	79
Pittsburgh	—	—	—	—	—	.299	174	52	8	36
St. Louis	—	—	—	—	—	.293	184	54	12	40
San Diego	.000	8	0	0	0	.322	211	68	12	46
San Francisco	.143	14	2	0	0	.322	230	74	9	31
Washington	—	—	—	—	—	.455	11	5	1	6

2006 CAREER

	AVG	AB	H	HR	RBI	AVG	AB	H	HR	RBI
March	—	—	—	—	—	—	—	—	—	—
April	.306	98	30	6	20	.324	805	261	46	162
May	.330	103	34	7	25	.307	978	300	54	174
June	.243	103	25	3	11	.339	855	290	49	166
July	.370	100	37	5	24	.319	860	274	58	173
Aug.	.393	107	42	6	25	.332	1052	349	70	207
Sept.	.333	96	32	6	11	.329	910	299	56	155
Oct.	—	—	—	—	—	.310	42	13	5	15
Home	.342	284	97	14	62	.332	2777	921	180	596
Road	.319	323	103	19	54	.317	2725	865	158	456
Vs. LHP	.401	147	59	10	31	.334	1292	432	90	247
Vs. RHP	.307	460	141	23	85	.322	4210	1354	248	805
Pre-ASG	.299	338	101	18	62	.323	2917	943	163	561
Post-ASG	.368	269	99	15	54	.326	2585	843	175	491
RISP	.299	164	49	4	72	.322	1397	540	70	671
Bases Loaded	.333	9	3	1	10	.286	91	26	4	83
Pinch-hitting	—	—	—	—	—	.100	10	1	0	2
DH	.363	113	41	6	24	.310	239	74	13	43



2007 ANGELS

ALL-STAR GAME RECORD

Year	Club	Site	AVG	G	AB	R	H	2B	3B	HR	RBI	SH	SF	HBP	BB	IBB	SO	SB	CS	GDP	SLG	OBP	E
1999	— NL	Bos.	.000	1	1	0	0	0	0	0	0	0	0	0	0	0	0	0	0	0	.000	.000	0
2000	— NL	Atl.	.500	1	2	0	1	0	0	0	0	0	0	0	0	0	0	0	0	0	.500	.500	0
2001	— NL	Sea.	.000	1	1	0	0	0	0	0	0	0	0	0	0	0	0	0	0	0	.000	.000	0
2002	— NL	Mil.	.000	1	2	1	1	0	0	0	0	0	0	0	0	0	1	0	0	0	.500	.500	0
2004	— AL	Hou.	.250	1	4	1	1	0	0	0	0	0	0	0	0	0	0	0	0	0	.250	.250	0
2005	— AL	Det.	.333	1	3	0	1	0	0	0	0	0	0	0	0	0	0	0	0	0	.333	.333	0
2006	— AL	Pit.	.500	1	2	1	1	0	0	1	1	0	0	0	0	0	0	0	0	0	2.000	.500	0
Totals			.333	7	15	3	5	0	0	1	1	0	0	0	0	0	1	0	0	0	.533	.333	0

CAREER FIELDING

POS	PCT	G	PO	A	E	TC	DP
OF	.963	1381	2749	112	110	2971	28

GUERRERO'S BESTS

	Season	Game
AVG	.345 — 2000	4 — 19 times, last, 9-2-06 at Detroit
H	206 — 2004 & 2002	2 — 29 times, last, 9-25-06 vs. Texas
HR	44 — 2000	9 — 6-2-04 vs. Boston
RBI	131 — 1999	3 — 3 times, last, 9-20-02 at NYM
SB	40 — 2002	Hit Streak 31 — July 27 – Aug. 26, 1999



SHEA HILLENBRAND

OPENING DAY AGE: 31
 BIRTHPLACE: Mesa, AZ
 MARRIED: Jessica Rice, Oct. 10, 1997
 CHILDREN: Austin, Dakota, Noah
 ACQUIRED: Signed as Major League free agent, Dec. 26, 2006
 SIGNED THRU: 2007
 BORN: July 27, 1975
 RESIDES: Gilbert, AZ
 M.L. SERVICE: 6 yrs., 34 days

INF

BATS: Right

THROWS: Right

HT.: 6-1

WT.: 210

12

2006 SEASON:

■ Split season between **Toronto** and **San Francisco**...Finished with a combined .277 average, 73 runs scored, 27 doubles, a triple, 21 home runs and 68 RBI in 141 games...21 home runs established a career-high...Batted .301 (89/296) with 12 home runs and 39 RBI in 81 games with the Blue Jays, before being designated for assignment, July 19...Traded to Giants, July 21, in exchange for pitchers Vinnie Chulk and Jeremy Accardo...Hit .248 (58/234) with nine home runs and 29 RBI in 60 games with San Francisco...Drove in 23 runs during SF's 20-9 run Sept. 14-Aug. 14...Started 58 of possible 64 games after joining Giants, hitting safely in 59 contests...Was 47-for-139 (.338) overall vs. left-handed pitching...Recorded 4th career multi-HR game April 28 at Yankee Stadium...Clubbed his 100th career HR Aug. 26 vs. Cincinnati, a 2-run blast off Bronson Arroyo.

CAREER HIGHLIGHTS:

■ 2-time AL All-Star with Boston (2002) and Toronto (2005)...Clubbed career-best 21 home runs with Blue Jays and Giants in 2006...Owns .287 lifetime avg. with 197 2Bs, 104 HRs and 459 RBI in 870 career games...Originally selected by Boston in 10th round of 1996 Draft...Has seen ML action with Red Sox (2001-03), Diamondbacks (2003-04), Blue Jays (2005-06) and Giants (2006)...Had a record-setting night on July 7, 2003 vs. Colorado, setting personal single-game bests with five hits, four runs, three homers and seven RBI while setting an Arizona club record with 15 total bases...Became the 6th person in ML history to homer in three straight innings and the first since Sammy Sosa on Aug. 10, 2002 at COL...Logged at least 35 2Bs, 15 HRs and 80 RBI 4-straight years (2002-05), while falling just short in 2006 (27 2Bs, 21 HRs and 68 RBI)...Durable player has logged at least 130 games during each of his ML seasons, including 4 years with at least 140 contests...Career .299 hitter (260-for-869) off left-handed pitching...Has seen extensive time on both sides of diamond, logging 444 career games at 3rd base and 365 contests at 1st base...Has posted .992 fielding pct. as 1st baseman, committing just 27 errors in 3,232 total chances...Was catcher during 1998 and 1999 seasons in Boston's system.



2007 ANGELS

MAJOR LEAGUE SUMMARY:

- In 2005, spent his first season with **Blue Jays** and batted .291 with 18 home runs and 82 RBI in 152 games played... Led team with 91 runs scored, 173 hits and 36 doubles...Led Major Leagues and established a new Blue Jays single season record with 22 hit by pitch...Named to AL roster for the 76th All-Star Game in Detroit...Marked his second All-Star selection in four seasons, having started at third base for the AL in 2002, while with Boston...Batted .390 (39-100) in April, matching Shannon Stewart (2001) for the third best batting average in season's opening month in club history... Only John Olerud, .450 in 1993, and Damaso Garcia, .394 in 1984, had better batting averages in April than Hillenbrand... Hit safely in 23 of 25 games that month, including 10 multi-hit games...Had the first of two four-hit games on Apr. 18 at Boston...Also had four hits on May 1 at NY...May 11 vs. KC...had the first of two four-RBI games...July 1 at Boston, walked twice in the same inning...Batted .302 prior to the All-Star break and .278 after it...On August 6 against New York (AL) stole home in third inning, marking first time a Blue Jay had stolen home since June 29, 2004 (E. Hinske at TB).
- In 2004, was Opening Day third baseman with **Arizona**...Went 2-for his first-18 (.111) over five games which included a solo homer on April 8 vs. Colorado...Plunked twice on July 9 vs. SF, tying the club record for the 13th time and first since Mark Little on Sept. 26, 2002, vs. Colorado... Batted .412 (21-for-51) during a career-high 14-game hitting streak from June 27-July 15...Was sidelined for the July 10-11 contests in San Francisco with tightness in his right hamstring...Furthermore, missed three games from Sept. 10-12 after having been scratched from the starting lineup on Sept. 10 with a swollen right knee...Picked up his 2,000th career at-bat in the seventh frame on Aug. 7 vs. ATL...Collected his 600th career hit with a go-ahead, two-run homer (#14) in the sixth inning on Sept. 8 at LA...Overall, hit safely in 42 of his final 50 games with a .322 batting average (64-for-199) and 18 multi-hit affairs...Among National League leaders ranked third with a .347 home batting average (92-for-265), tied for 8th with 12 hit-by-pitches, 9th with a .354 batting average during the day and 10th with a .323 average against southpaws.
- In 2003, began season in a **Boston** uniform, but ended with him playing near his home in Gilbert, AZ, as a member of Diamondbacks, joining **Arizona** on May 29 in exchange for reliever Byung-Hyun Kim...Opened year hitting at a .323 clip (10-for-31) through the first eight games, highlighted by a six-RBI effort on April 6 at BAL... Suffered a left oblique strain on June 8 vs. CLE, eventually landing on the disabled list...Participated in a trio of rehab games for Tucson (AAA) then was activated from D.L. on June 29...Broke-up Dodgers' Odlis Perez' no-hit bid with a single to leadoff the eighth inning on July 5, the first of two times that Hillenbrand would spoil a pitcher's bid for the record book...Also, delivered an infield hit off of Chicago's Carlos Zambrano in the eighth inning on Aug. 22, becoming the first player since 1989 to spoil two possible no-hitters with eighth inning hits in the same year (Brook Jacoby and Nelson Liriano both in 1989)...Had a record-setting night on July 7 vs. Colorado, setting personal single-game bests with five hits, four runs, three homers and seven RBI while setting a club record with 15 total bases...Became the 6th person in ML history to homer in three straight innings and the first since Sammy Sosa on Aug. 10, 2002, at Colorado...Doubled in the 7th to become the first player since Larry Parrish on July 30, 1978, to get an extra-base hit in four consecutive innings according to Elias Sports Bureau...Clubbed a pinch, two-run homer on Aug. 21 vs. CIN, his 2nd career pinch homer and first since a grand slam on May 4, 2002, at TB while playing for the Red Sox.
- In 2002, began season with a 12-game hitting streak from April 1-17, hitting .413 (19-for-46) with five homers and 17 RBI...It was the longest **Red Sox** hitting streak to begin the season since Lee Tinsley in 1995 (14 games)...Recorded his first career multi-homer game on April 7 at Bal...Smacked his first career grand slam off of Victor Zambrano as a pinch hitter with two outs in 9th inning for a 7-5 Boston win at Tampa Bay on May 4...It was 7th pinch-hit slam in Sox history, first since Rich Gedman on August 10, 1986 vs. Detroit...Was voted starting third baseman for American League All-Star team, the first Red Sox third baseman to be selected since Scott Cooper in 1994 and first to start at third since Wade Boggs in 1992...Recorded his 50th multi-hit game on Sept. 15, joining Nomar Garciaparra and Johnny Damon as the only Red Sox with 50 multi-hit games, finishing the year with 53...Finished 3rd among A.L. third basemen with 283 assists and 406 total chances.
- In 2001, made the jump from double-A Trenton to the Majors, beginning the year as **Boston's** starting third baseman, going 1-for-4 in the season opener at Baltimore, recording his first big league hit off of Pat Hentgen...Hit his first major league homer on April 7 off of Tampa Bay's Travis Harper...Shea started his big league career with a nine-game hitting streak in which he batted .306 (11-for-36), the first Sox rookie to begin a year with a nine-game streak since Ted Williams in 1939...Hit an 18th inning game-winning home run off Detroit's Dave Borkowski to stake Boston to a 4-3 win.

MINOR LEAGUE SUMMARY:

- In 2000, named the **Trenton** Player of the Year, leading all Red Sox minor leaguers with a .323 average, while setting a Trenton record with 171 hits and 35 doubles...Led the Eastern League in hits and ranked 3rd in average, while fanning only 39 times in 558 plate appearances.
- In 1999, appeared in 69 games with **Trenton**, all behind the plate, but had his season cut short due to a knee injury... Was placed on the disabled list on July 5 with a right knee sprain and eventually succumbed to surgery for a torn ACL on July 22, missing the remainder of the season.
- In 1998, was voted Player-of-the-Year for **Michigan**, leading the Midwest League with a .546 slugging pct., while ranking 2nd in batting (.349)...His 93 RBI topped all Red Sox minor leaguers...Was the starting catcher for the Midwest League East All-Stars...Was a three-time winner of the league Player-of-the-Week award.
- In 1997, split season between **Michigan** and **Sarasota**, combining the two stops for a .293 mark with 25 doubles and 67 RBI...Once the summer season ended, played for Gold Coast in Australian Winter League.
- In 1996, signed as Boston's 10th round pick in 1996 June draft...Ranked 2nd in the New York-Penn League (A) in hits with 88, while leading Lowell in virtually every offensive category...Was named Red Sox Minor League Player of the Year for **Lowell**.

PERSONAL/MISC:

- Shea Matthew Hillenbrand.
- A 1993 graduate of Mesa Mountain View High School, playing shortstop on the baseball team.
- He was also an outstanding prep soccer forward, earning '93 Arizona State High School Player-of-the-Year honors.
- Attended Mesa Community College in 1994-95, earning league MVP honors in baseball.

2007 ANGELS

HILLENBRAND'S LIFETIME PLAYING RECORD

Year	Club	AVG	G	AB	R	H	2B	3B	HR	RBI	SH	SF	HBP	BB	IBB	SO	SB	CS	GDP	SLG	OBP	E
1996	— Lowell	.315	72	279	33	88	18	2	2	38	0	2	8	18	1	32	4	3	6	.416	.371	17
1997	— Michigan	.290	64	224	28	65	13	3	3	39	0	4	1	9	1	20	1	3	2	.415	.315	3
	— Sarasota	.295	57	220	25	65	12	0	2	28	1	2	2	7	1	29	9	8	4	.377	.320	14
1998	— Michigan	.349	129	498	80	174	33	4	19	93	1	3	10	19	2	49	13	7	11	.546*	.383	13
1999	— Trenton	.259	69	282	41	73	15	0	7	36	0	3	3	14	3	27	6	5	6	.387	.298	5
2000	— Trenton	.323	135	529	77	171*	35	3	11	79	0	2	8	19	0	39	3	3	15	.463	.355	4
2001	— Boston	.263	139	468	52	123	20	2	12	49	1	4	7	13	3	61	3	4	12	.391	.291	18
2002	— Boston	.293	156	634	94	186	43	4	18	83	0	5	12	25	4	95	4	2	18	.459	.320	23
2003	— Boston	.303	49	185	20	56	17	0	3	38	0	4	4	7	1	26	1	0	9	.443	.335	3
	— Arizona	.267	85	330	40	88	18	1	17	59	0	5	2	17	3	44	0	0	13	.482	.302	5
	— Tucson (1)	.300	3	10	0	3	1	0	0	1	0	0	0	0	0	1	0	0	0	.400	.300	0
2004	— Arizona	.310	148	562	68	174	36	3	15	80	0	6	12	24	2	49	2	0	18	.464	.348	16
2005	— Toronto	.291	152	594	91	173	36	2	18	82	0	3	22	26	2	79	5	1	21	.449	.343	12
2006	— Toronto	.301	81	296	40	89	15	1	12	39	0	3	6	14	2	40	1	2	15	.480	.342	7
	— San Francisco	.248	60	234	33	58	12	0	9	29	0	3	3	7	0	40	0	0	7	.415	.313	2
AL Totals		.288	577	2177	297	627	131	9	63	291	1	19	51	85	12	301	14	9	75	.443	.327	73
NL Totals		.284	293	1126	141	320	66	4	41	168	0	14	17	48	5	133	2	0	38	.459	.320	20
Major Totals		.287	870	3303	438	947	197	13	104	459	1	33	68	133	17	434	16	9	113	.449	.325	93

* led or tied for league lead

(1) rehab assignment

Originally selected by Boston Red Sox in 10th round of June 1996 First Year Player Draft.

Traded to Arizona Diamondbacks in exchange for RHP Byung-Hyun Kim on May 29, 2003.

Traded to Toronto Blue Jays in exchange for RHP Adam Peterson on January 12, 2005.

Traded to the San Francisco Giants with RHP Vinnie Chulk in exchange for RHP Jeremy Accardo, July 21, 2006.

Disabling Injuries: 2003 — Strained left oblique, disabled June 9-29.

2006

CAREER

2006

CAREER

	AVG	AB	H	HR	RBI	AVG	AB	H	HR	RBI	AVG	AB	H	HR	RBI	AVG	AB	H	HR	RBI	
Angels	.389	18	7	0	2	.357	112	40	6	20	March	—	—	—	—	.250	4	1	0	3	
Baltimore	.356	45	16	0	6	.261	287	75	7	37	April	.329	76	25	3	12	.333	510	170	17	85
Boston	.273	33	9	1	4	.299	97	29	2	9	May	.344	90	31	4	13	.283	601	170	18	84
Chicago	.261	23	6	2	4	.225	89	20	6	15	June	.258	89	23	4	10	.272	496	135	14	57
Cleveland	—	—	—	—	—	.258	93	24	0	10	July	.238	80	19	1	4	.302	536	162	22	63
Detroit	.300	10	3	2	3	.282	124	35	4	12	August	.278	97	27	6	18	.265	577	153	18	75
Kansas City	.294	17	5	1	3	.342	111	38	4	20	September	.221	95	21	3	11	.262	546	143	13	69
Minnesota	.333	9	3	0	2	.239	113	27	1	17	October	.296	257	76	9	31	.394	33	13	2	3
New York	.333	18	6	2	5	.326	261	85	7	36	Home	.296	257	76	9	31	.287	1610	462	52	246
Oakland	.250	8	2	0	0	.266	109	29	2	10	Road	.260	273	71	12	37	.286	1693	485	52	213
Seattle	.000	4	0	0	0	.278	108	30	7	21	Vs. LHP	.338	139	47	4	18	.299	869	260	26	124
Tampa Bay	.388	49	19	4	7	.320	281	90	9	46	Vs. RHP	.256	391	100	17	50	.282	2434	687	78	335
Texas	.167	12	2	0	1	.367	120	44	3	16	Pre-ASG	.305	292	89	12	39	.299	1802	539	58	262
Toronto	—	—	—	—	—	.273	154	42	3	22	Post-ASG	.244	238	58	9	29	.272	1501	408	46	197
Arizona	.160	25	4	1	2	.162	37	6	1	2	Home	.270	126	34	4	29	.277	881	244	28	350
Atlanta	.333	24	8	1	7	.202	94	19	1	10	Bases Loaded	.167	12	2	0	5	.255	106	27	1	69
Chicago	.083	12	1	1	2	.212	52	11	1	4	RISP	.500	6	3	1	4	.333	18	6	3	11
Cincinnati	.357	28	10	3	7	.290	69	20	5	11	Pinch-hitting	.500	6	3	1	4	.333	18	6	3	11
Colorado	.306	36	11	0	3	.286	168	48	8	28	DH	.318	173	55	9	23	.320	309	99	12	39
Florida	.125	8	1	0	0	.300	50	5	3	9											
Houston	—	—	—	—	—	.303	33	10	2	6											
Los Angeles	.192	26	5	1	3	.321	159	51	7	19											
Milwaukee	.235	17	4	1	2	.270	63	17	2	10											
New York	.250	8	2	0	0	.250	48	12	1	5											
Philadelphia	.333	12	4	0	0	.302	43	13	0	2											
Pittsburgh	.333	12	4	0	0	.278	36	10	1	4											
St. Louis	.143	7	1	0	0	.190	42	8	2	4											
San Diego	.243	37	9	0	4	.300	160	48	5	19											
San Francisco	—	—	—	—	—	.308	104	32	1	19											
Washington	.156	32	5	1	1	.221	86	19	3	16											

CAREER BATTING AT MAJOR LEAGUE PARKS

AL	AVG	AB	H	HR	RBI	NL	AVG	AB	H	HR	RBI
Ameriquest Field	.393	84	33	3	11	AT&T Park	.288	163	47	4	22
Angel Stadium	.389	54	21	5	10	Busch Stadium I	.182	11	2	0	1
Camden Yards	.277	148	41	5	21	Busch Stadium	.143	7	1	0	0
Comerica Park	.239	67	16	0	6	Chase Field	.323	434	140	21	94
Fenway Park	.259	686	178	11	76	Citizens Bank Park	.400	10	4	0	1
Jacobs Field	.333	30	10	0	2	Coors Field	.238	80	19	4	10
Kauffman Stadium	.286	70	20	1	11	Dodger Stadium	.329	76	25	3	5
McAfee Coliseum	.246	57	14	1	3	Dolphin Stadium	.290	31	9	2	4
Metrodome	.271	48	13	0	8	Great American Ballpark	.152	33	5	1	2
Rogers Centre	.291	522	152	21	78	Miller Park	.216	37	8	2	6
Safeoco Field	.313	48	15	3	8	Minute Maid Park	.280	25	7	1	3
Tropicana Field	.340	141	48	5	26	Olympic Stadium	.353	17	6	0	3
U.S. Cellular Field	.182	33	6	2	3	PETCO Park	.277	47	13	0	3
Yankee Stadium	.328	131	43	4	20	PNC Park	.280	25	7	0	1
						Qualcomm Stadium	.279	43	12	3	7
						RFK Stadium	.190	21	4	0	2
						Shea Stadium	.273	11	3	0	0
						Turner Field	.225	71	16	1	9
						Wrigley Field	.214	42	9	1	3



2007 ANGELS

CAREER MULTIPLE-HOME RUN GAMES (4)

April 28, 2006 at New York (AL)
April 7, 2002 at Baltimore

July 7, 2003 vs. Colorado (3)

June 21, 2002 at Los Angeles (NL)

CAREER GRAND SLAMS (1)

May 4, 2002 at Tampa Bay (pinch-hit)

ALL-STAR GAME RECORD

Year	Club	Site	AVG	G	AB	R	H	2B	3B	HR	RBI	SH	SF	HBP	BB	IBB	SO	SB	CS	GDP	SLG	OBP	E
2002	AL	Mil.	.000	1	2	0	0	0	0	0	0	0	0	0	0	0	1	0	0	0	.000	.000	0
2005	AL	Det.	---	1	0	0	0	0	0	0	0	0	0	0	0	0	0	0	0	0	----	----	0
Totals			.000	2	2	0	0	0	0	0	0	0	0	0	0	0	1	0	0	0	.000	.000	0

CAREER FIELDING

POS	PCT	G	PO	A	E	TC	DP
1B	.992	365	2995	210	27	3232	266
3B	.938	444	276	728	66	1070	64

HILLENBRAND'S BESTS

	Season	Game
AVG	.310 — 2004	H 5 — vs. Colorado, 7-7-03
H	186 — 2002	HR 3 — vs. Colorado, 7-7-03
HR	21 — 2006	RBI 7 — vs. Colorado, 7-7-03
RBI	83 — 2002	SB 2 — vs. Toronto, 7-26-01
SB	5 — 2005	Hit Streak 14 — June 27-July 15, 2004



MAICER IZTURIS

OPENING DAY AGE: 26 BORN: Sept. 12, 1980
 BIRTHPLACE: Barquisimeto, VZ RESIDES: Barquisimeto, VZ
 MARRIED: Mileidys Franco, Feb. 12, 2000 CHILDREN: Andreina
 ACQUIRED: Washington Nationals along with OF
 Juan Rivera in exchange for OF Jose Guillen, Nov. 10, 2004
 SIGNED THRU: 2007 M.L. SERVICE: 2 yrs., 38 days

INF

BATS: Switch

THROWS: Right

HT.: 5-8

WT.: 165

6

2006 SEASON:

■ In second season with **Angels**, established career highs in several offensive categories including average (.293), hits (103), home runs (5), RBI (44) and stolen bases (14)...Spent majority of first half of season on disabled list (April 24 - June 8) with a strained left hamstring...Played nine games on rehab assignment with triple-A Salt Lake...Hit .261 (23/88) before the All-Star break and .303 (80/264) after the break...Switch-hitter batted .307 (82/267) from the left side as opposed to .247 (21/85) from the right side...Made starts at third base (78), shortstop (4) and second base (3)...Angels went 49-29 in his last 78 starts...Batted in leadoff spot in 18 of last 19 starts...Batted .319 (66/207) in #2 spot...Four of his five home runs came on the road...Best month came in August in which he batted .313 (31/99) with three home runs and 10 RBI...Logged career-best four hits, July 17 vs. Cleveland...Collected two hits in inning (6th), July 4 at Seattle - did it again, July 26 at Tampa Bay - 2nd inn.

POST-SEASON EXPERIENCE:

■ Made post-season debut in **2005** with Angels...Did not appear in DS vs. NYY...Appeared at shortstop as defensive replacement in Game 4 of ALCS vs. CWS...Did not register a plate appearance.

MINOR LEAGUE SUMMARY:

■ In **2005**, played key utility role in first season with **Angels**, making starts at third base (26), shortstop (21) and second base (1)...Hit .298 (28/94) before ASB, .196 (19/97) after...Batted .349 (15/43) with RISP...Committed three errors Sept. 20 vs. Tex., first Angel with three in a game since Gary DiSarcina (8-21-99)...Batted .385



2007 ANGELS

(15/39) in June...Collected first HR as Angel and second of career, Aug. 26 at TB...Made 18 starts at shortstop during O. Cabrera injury (June 20-July 10)...Career-best 13-game hit streak (6/20-7/5), hitting .415 (22/53)... Collected a double in six-straight games, June 29-July 4...Appeared in same ML game with half-brother Cesar for first time, June 25 vs. LAD...Played in 10 rehab games at Salt Lake, batting .452 (14/31)...Missed 46 games due to a sprained MCL of left knee (4/27-6/18)...Suffered injury during early BP, 4/26 at NYY...Also missed first eight games in Sept. with deep bruise in right quadriceps...First Angel with last name beginning with letter "I"...Named Angels outstanding rookie in Spring Training...Hit .344 (22/64) with 16 RBI and team-leading 18 runs scored...Made first Opening Day roster...Played with Llanos of Venezuelan winter league...

- In 2004, started seventh professional season with triple-A **Edmonton**, batting .338 (127/376) with 19 doubles, two triples, three home runs and 36 RBI in 99 games...Ranked second among Expos minor leaguers in batting... Also ranked second in PCL in on-base percentage (.428), tied with teammate Ryan Church...Hit in season-best 10 games, July 9-21...Hit streak also included seven-straight multi-hit efforts, July 11-20...Named by *Baseball America* as one of Minor League Baseball's 12 breakout players...Had contract selected by **Montreal**, Aug. 27...Posted .206 (22/107) average with five doubles, two triples, one home run and four RBI in 32 games with Expos...Singled in first plate appearance (Dennis Tankersley)...Older brother, Cesar, also singled in first plate appearance (June 23, 2001 at Bos. off Frank Castillo)...First ML home run came off Mark Prior, Aug. 31 vs. Cubs...On the season, set career-highs in average (.308), runs (75), hits (149), and home runs (4).
- In 2003, split time between double-A Akron and triple-A Buffalo in Indians organization...Posted .280 (61/218) average with 11 doubles, five triples, one home run and 29 RBI in 53 games with **Akron**...After promotion to **Buffalo**, batted .262 (79/301) with 16 doubles, four triples, two home runs and 29 RBI in 85 games...On the season, posted career-highs in games (138), at-bats (519), total bases (194), doubles, (27), triples (9), and RBI (49).
- In 2002, split fifth professional season with single-A **Kinston** and **Akron**...Batted .262 (61/233) with 13 doubles, one triple, one home run and 30 RBI in 58 games...Posted .277 average (70/253) with 12 doubles, seven triples and 32 RBI in 67 games with Aeros...Tied career-high with 32 stolen bases.
- In 2001, batted .240 (104/433) with 16 doubles, six triples, one home run and 39 RBI in 114 games with **Kinston**...Set career-high's in strikeouts (81) and stolen bases (32)...Ranked third in South Atlantic League in triples and fourth in stolen bases.
- In 2000, began third professional season with single-A **Columbus**, batting .276 (8/29) with one double and one RBI in 10 games with Red Stixx.
- In 1999, posted .300 (66/220) average with five doubles, three triples, four home runs and 23 RBI in 57 games with **Columbus**.
- In 1998, began professional career at rookie-level **Burlington**, batting .290 (63/217) with eight doubles, two triples, two home runs and 33 RBI in 55 games.

PERSONAL/MISC:

- Maicer E. Izturis (My-sair iss-TUR-iss).
- First Angel in history with last name to begin with letter "I".
- Half-brother Cesar plays for Chicago Cubs.
- Takes part in numerous Angels Community Caravans and youth baseball clinics.

IZTURIS' LIFETIME PLAYING RECORD

Year	Club	AVG	G	AB	R	H	2B	3B	HR	RBI	SH	5F	HBP	BB	IBB	SO	SB	CS	GDP	SLG	OBP	E
1998	Burlington	.290	55	217	33	63	8	2	2	33	2	0	0	17	0	32	16	6	4	.373	.342	20
1999	Columbus	.300	57	220	46	66	5	3	4	23	1	3	1	20	0	28	14	2	2	.405	.357	12
2000	Columbus	.276	10	29	4	8	1	0	0	1	0	0	0	3	0	3	0	0	1	.310	.344	2
2001	Kinston	.240	114	433	47	104	16	6	1	39	10	4	8	31	1	81	32	9	2	.312	.300	17
2002	Kinston	.262	58	233	28	61	13	1	1	30	3	1	1	24	0	26	24	6	2	.339	.332	8
	Akron	.277	67	253	34	70	12	7	0	32	5	3	3	17	0	28	8	4	10	.379	.326	11
2003	Akron	.280	53	218	31	61	11	5	1	20	6	2	1	24	1	23	14	6	4	.390	.351	12
	Buffalo	.262	85	301	43	79	16	4	2	29	9	2	1	24	0	28	14	6	14	.362	.317	13
2004	Edmonton	.338	99	376	65	127	19	2	3	36	4	2	4	57	1	30	14	12	12	.423	.428	12
	Montreal	.206	32	107	10	22	5	2	1	4	2	0	2	10	1	20	4	0	1	.318	.286	8
2005	LAA	.246	77	191	18	47	8	4	1	15	1	1	0	17	2	21	9	3	5	.346	.308	10
	Salt Lake (1)	.452	10	31	10	14	4	0	0	2	1	0	0	7	0	4	4	4	2	.581	.553	0
2006	LAA	.293	104	352	64	103	21	3	5	44	5	1	3	38	1	35	14	6	7	.412	.365	14
	Salt Lake (1)	.306	9	36	5	11	5	1	0	5	0	2	0	5	0	5	1	0	0	.500	.372	2
Angels Totals		.276	181	543	82	150	29	7	6	59	6	2	3	55	3	56	23	9	12	.389	.345	24
Major Totals		.265	213	650	92	172	34	9	7	63	8	2	5	65	4	76	27	9	13	.377	.335	32

- * led or tied for league lead
- (1) rehab assignment

Signed as non-drafted free agent by Cleveland, April 1, 1998.

Traded by Indians with OF Ryan Church to Expos for LHP Scott Stewart, Jan. 5, 2004.

Disabling Injuries: 2006 — Strained left hamstring, disabled April 24 – June 8.
2005 — Sprained MCL in left knee, disabled April 28 (retro to 4/26) – June 17.



2007 ANGELS

	2006					CAREER						2006					CAREER				
	AVG	AB	H	HR	RBI	AVG	AB	H	HR	RBI		AVG	AB	H	HR	RBI	AVG	AB	H	HR	RBI
Angels	—	—	—	—	—	—	—	—	—	—	—	—	—	—	—	—	—	—	—	—	—
Baltimore	.444	18	8	0	3	.308	26	8	0	3	April	.333	18	6	0	2	.263	38	10	0	2
Boston	.320	25	8	0	3	.310	29	9	0	3	May	—	—	—	—	—	—	—	—	—	—
Chicago	.182	11	2	0	1	.167	12	2	0	1	June	.229	35	8	0	6	.311	74	23	0	12
Cleveland	.400	25	10	0	1	.423	26	11	0	1	July	.311	106	33	2	14	.281	178	50	2	19
Detroit	.125	8	1	0	0	.200	15	3	0	0	Aug.	.313	99	31	3	10	.268	157	42	5	17
Kansas City	.200	20	4	1	3	.286	35	10	1	6	Sept.	.258	89	23	0	11	.232	190	44	0	12
Minnesota	.333	6	2	0	1	.231	26	6	0	3	Oct.	.400	5	2	0	1	.231	13	3	0	1
New York	.375	24	9	1	4	.333	39	13	1	4	Home	.292	171	50	1	11	.262	328	86	2	19
Oakland	.333	51	17	1	8	.297	74	22	1	9	Road	.293	181	53	4	33	.267	322	86	5	44
Seattle	.263	38	10	1	2	.218	55	12	1	2	Vs. LHP	.247	85	21	0	12	.213	150	32	1	19
Tampa Bay	.231	26	6	0	3	.243	37	9	1	6	Vs. RHP	.307	267	82	5	32	.280	500	140	6	44
Texas	.321	53	17	1	8	.306	98	30	1	13	Pre-ASG	.261	88	23	1	12	.280	182	51	1	22
Toronto	.143	7	1	0	0	.174	23	4	0	0	Post-ASG	.303	264	80	4	32	.259	468	121	6	41
Arizona	.167	12	2	0	3	.167	12	2	0	3	RISP	.317	82	26	2	37	.297	145	43	2	52
Atlanta	—	—	—	—	—	.125	16	2	0	0	Bases Loaded	.500	6	3	0	9	.400	10	4	0	11
Chicago	—	—	—	—	—	.350	20	7	1	2	Pinch-hitting	.000	2	0	0	0	.200	5	1	0	0
Cincinnati	—	—	—	—	—	—	—	—	—	—	DH	.250	4	1	0	0	.250	4	1	0	0
Colorado	.308	13	4	0	0	.308	13	4	0	0											
Florida	—	—	—	—	—	.071	28	2	0	0											
Houston	—	—	—	—	—	—	—	—	—	—											
Los Angeles	.083	12	1	0	1	.250	16	4	0	2											
Milwaukee	—	—	—	—	—	—	—	—	—	—											
New York	—	—	—	—	—	.167	12	2	0	0											
Philadelphia	—	—	—	—	—	.250	24	6	0	1											
Pittsburgh	—	—	—	—	—	—	—	—	—	—											
St. Louis	—	—	—	—	—	—	—	—	—	—											
San Diego	.000	1	0	0	0	.250	12	3	0	1											
San Francisco	.500	2	1	0	3	.500	2	1	0	3											
Washington	—	—	—	—	—	—	—	—	—	—											

CAREER BATTING AT MAJOR LEAGUE PARKS

AL	AVG	AB	H	HR	RBI	NL	AVG	AB	H	HR	RBI
Ameriquet Field	.302	53	16	1	11	AT&T Park	.500	2	1	0	3
Angel Stadium	.270	270	73	1	15	Chase Field	.167	12	2	0	3
Camden Yards	.300	10	3	0	1	Citizens Bank Park	.143	14	2	0	0
Comerica Park	.125	8	1	0	0	Dolphin Stadium	.000	5	0	0	0
Fenway Park	.500	14	7	0	3	Olympic Stadium	.224	58	13	1	4
Jacobs Field	.273	11	3	0	0	Shea Stadium	.167	6	1	0	0
Kauffman Stadium	.321	28	9	1	6	Turner Field	.000	8	0	0	0
McAfee Coliseum	.311	45	14	1	5	Wrigley Field	.556	9	5	0	0
Metrodome	.250	16	4	0	2						
Rogers Centre	.250	8	2	0	0						
Safeco Field	.167	30	5	0	1						
Tropicana Field	.333	21	7	1	6						
U.S. Cellular Field	.125	8	1	0	0						
Yankee Stadium	.214	14	3	1	3						

CAREER FIELDING

POS	PCT	G	PO	A	E	TC	DP
2B	.984	15	25	37	1	63	8
3B	.928	132	65	207	21	293	17
SS	.957	62	86	139	10	235	30
OF	1.000	1	1	1	0	2	1

IZTURIS' BESTS

	Season	Game
AVG	.293 — 2006	H 4 — 7-17-06 vs. Cleveland
H	103 — 2006	HR 1 — 7 times; last, 8-19-06 vs. Seattle
HR	5 — 2006	RBI 3 — 6 times; last, 8-16-06 at Texas
RBI	44 — 2006	SB 2 — 6-26-05 vs. LAD & 9-7-04 at Cubs
SB	14 — 2006	Hit Streak 13 — June 20-July 5, 2005



2007 ANGELS



GREG JONES

OPENING DAY AGE: 30
 BIRTHPLACE: Clearwater, FL
 ACQUIRED: Signed as minor league free agent, Dec. 14, 2004
 SIGNED THRU: 2007

BORN: Nov. 15, 1976
 RESIDES: Seminole, FL
 M.L. SERVICE: 1 yr., 33 days

RHP

BATS: Right

THROWS: Right

HT.: 6-2

WT.: 205

37

2006 SEASON:

- Spent most of season at triple-A **Salt Lake**, registering 5-6 record with 17 saves and a 4.09 ERA (55 IP – 25 ER) in 47 games...Allowed 52 hits (7 HRs), walked 19 and struck out 45 batters...Led club in saves, ranking fourth in Pacific Coast League...4 of 5 wins came at home and 11 of 17 saves came on road...Posted decision in nine straight appearances, June 29-July 20 (1-1, 7 saves)...Longest outing was three innings pitched, May 18 vs. Oklahoma...Strikeout high was three (four times)...Opponents batted .244 (52/213) against him...Made two playoff appearances for Salt Lake with 0.00 ERA and one save (4 IP)...In three stints with **Angels**, posted no record and 6.00 ERA (6 IP – 4 ER) in five games...Pitched two innings, Aug. 4 vs. Texas and Sept. 13 vs. Chicago, equaling career-high...Opponents batted .348 against him.

MAJOR LEAGUE SUMMARY:

- In **2005**, was recalled by **Angels** from **Salt Lake**, Sept. 1...Was 0-0 with a 6.75 ERA (5.1 IP – 4 ER) in six games with **Angels**...Originally had contract selected from Salt Lake, Aug. 17 and optioned Aug. 22...Made one appearance in first stint with **Angels**, Aug. 18 vs. Boston (1 IP, 1 H, 1 R, 1 ER, 1 HR) - first appearance in ML since Sept. 27, 2003 vs. Texas.
- In **2003**, had contract selected by **Angels** from **Salt Lake**, July 30, and made major league debut same day in ninth inning (1 IP, 1 BB, 1 SO) vs. New York Yankees...Appeared in 18 games with **Angels**, posting no record and 4.88 ERA (27.2 IP – 15 ER)...Opened ML career with 10 scoreless innings in seven games (5 H, 3 BB, 9 SO)...Longest outing was two innings pitched (eight times), while strikeout best was four, Aug. 29 at Kansas City...Allowed 4 of 8 inherited runners to score and retired 11 of 18 first batters faced...Allowed 15 earned runs in the last 11 outings (17.2 IP).

MINOR LEAGUE SUMMARY:

- In **2005**, began season on minor league disabled list, recovering from right shoulder surgery...Returned to action in June at double-A **Arkansas**...Appeared in three games, posting 0-1 record and 2.70 ERA (3.1 IP – 1 ER)...Promoted to triple-A **Salt Lake** and appeared in 23 games with **Stingers**...Finished 1-2 with 10 saves and a 3.20 ERA (25.1 IP – 9 ER)...Allowed 20 hits (3 HR), walked six and struck out 25 batters...Limited opponents to .215 average against...Played with Santurle of Puerto Rican winter league.
- In **2004**, spent eighth professional season at triple-A **Salt Lake**...Registered 1-4 record with three saves and a 5.74 ERA (53.1 IP – 34 ER) in 36 games...Walked 19 batters and struck out 43...Lone win came June 5 at Fresno (1.2 IP)...Opponents batted .283 against him...Had season cut short due to right shoulder impingement...Underwent surgery Oct. 15 in St. Petersburg, FL.
- In **2003**, began season at triple-A **Salt Lake**...Compiled 2-3 record with four saves and a 4.40 ERA (47 IP – 23 ER) in 33 games...Allowed 36 hits (4 HR), walked nine and struck out 56...Victories came May 22 at Portland and June 16 at Fresno...Longest outing was three innings pitched, June 7 vs. Memphis...Ranked tied for third on club in games pitched and second in saves prior to promotion.
- In **2002**, pitched entire season at triple-A **Salt Lake**...Posted 7-4 record with two saves and 4.31 ERA (62.2 IP – 30 ER) in 39 games...Walked 22 and struck out 55 batters...Set career best in wins (7).
- In **2001**, split season between single-A **Rancho Cucamonga** and rookie **Mesa** clubs...Pitched in just eight games total due to right hand and elbow injuries...Finished 1-3 with a 4.23 ERA (27.2 IP – 13 ER) in six starts with **Quakes** and no record and 0.00 ERA (2 IP) in two starts with **Angels**...Marked lone season used exclusively as starter.
- In **2000**, split season with single-A **Lake Elsinore**, double-A **Erie** and triple-A **Edmonton**...Posted 0-0 record, three saves and 4.08 ERA (17.2 IP – 8 ER) in 16 games with **Storm**, 0-2 mark with one save and 5.40 ERA (15 IP – 9 ER) in 11 games with **SeaWolves** and 2-2 record, one save and 7.65 ERA (42.1 IP – 36 ER) in 25 games with **Trappers**...Combined on season for 2-4 record, six saves and a 6.36 ERA (75 IP – 53 ER) in 52 games...Set career bests in games and innings pitched.



2007 ANGELS

- In 1999, spent season at single-A **Cedar Rapids**...Finished 2-4 with career-best 13 saves and a 3.83 ERA (40 IP – 17 ER) in 34 games.
- In 1998, spent second season at single-A **Boise**...Posted 0-2 record, one save and 4.93 ERA (34.2 IP – 19 ER) in 22 games.
- In 1997, made professional debut at **Boise**...Registered 2-2 record, two saves and a 3.62 ERA (37.1 IP – 15 ER) in 21 games...ERA is best of career.

PERSONAL/MISC:

- Greg Alan Jones.
- Graduated Seminole High School (FL) in 1994...One of three Angels on the 40-man roster (Kotchman, Wilson) from Seminole High School.
- Attended Pasco-Hernando College in New Port Richey, FL.
- Signed by Angels' scout Tom Kotchman.

JONES' LIFETIME PITCHING RECORD

Year	Club	W-L	ERA	G	GS	CG	GF	SHO	SV	IP	H	R	ER	HR	HB	BB	IBB	SO	WP	BK	BA
1993	DSL	6-1	2.59	11	10	2	3	1	1	66	44	24	19	0	0	33	0	43	2	2	.195
1997	Boise	2-2	3.62	21	4	0	4	0	2	37.1	35	19	15	1	3	19	1	39	5	1	.243
1998	Boise	0-2	4.93	22	0	0	3	0	1	34.2	37	22	19	3	3	13	0	28	3	0	.278
1999	Cedar Rapids	2-4	3.83	34	0	0	29	0	13	40	37	18	17	5	0	13	2	41	5	0	.247
2000	Lake Elsinore	0-0	4.08	16	0	0	12	0	3	17.2	19	9	8	0	1	10	3	12	3	0	.284
	Erie	0-2	5.40	11	0	0	8	0	2	15	19	9	9	1	0	4	0	7	0	0	.306
	Edmonton	2-2	7.65	25	0	0	13	0	1	42.1	57	42	36	5	4	33	1	21	6	0	.324
2001	R. Cucamonga	1-3	4.23	6	6	0	0	0	0	27.2	25	15	13	2	0	11	0	27	3	0	.238
	Angels (ASL)	0-0	0.00	2	2	0	0	0	0	2	3	0	0	0	0	2	0	2	0	0	.375
2002	Salt Lake	7-4	4.31	39	0	0	9	0	2	62.2	68	35	30	5	1	22	0	55	3	0	.273
2003	Salt Lake	2-3	4.40	33	0	0	14	0	4	47	36	24	23	4	0	9	0	56	2	0	.207
	Anaheim	0-0	4.88	18	0	0	7	0	0	27.2	29	15	15	3	2	14	0	28	5	0	.261
2004	Salt Lake	1-4	5.74	36	0	0	11	0	3	53.1	63	38	34	11	2	19	0	43	2	0	.283
2005	Arkansas	0-1	2.70	3	0	0	3	0	0	3.1	2	1	1	0	0	1	0	2	0	0	.167
	Salt Lake	1-2	3.20	23	0	0	23	0	10	25.1	20	9	9	3	0	6	0	25	1	0	.215
	LAA	0-0	6.75	6	0	0	6	0	0	5.1	7	4	2	0	0	2	0	6	0	0	.318
2006	Salt Lake	5-6	4.09	47	0	0	44	0	17	55	52	28	25	7	1	19	0	45	10	0	.244
	LAA	0-0	6.00	5	0	0	2	0	0	6	8	5	4	1	0	2	0	1	0	0	.348
Major Totals		0-0	5.18	29	0	0	15	0	0	39	44	24	23	6	2	18	0	35	5	0	.282

Selected by Angels in 42nd round of 1996 free agent draft.
Granted free agency, Oct. 15, 2004.

	2006					CAREER						2006					CAREER				
	W-L	ERA	G	IP	ER	W-L	ERA	G	IP	ER		W-L	ERA	G	IP	ER	W-L	ERA	G	IP	ER
Angels	—	—	—	—	—	—	—	—	—	—	March	—	—	—	—	—	—	—	—	—	—
Baltimore	—	—	—	—	—	—	—	—	—	—	April	—	—	—	—	—	—	—	—	—	—
Boston	—	—	—	—	—	0-0-0	1.69	4	5.1	1	May	—	—	—	—	—	—	—	—	—	—
Chicago	0-0-0	0.00	1	2.0	0	0-0-0	2.84	5	6.1	2	June	—	—	—	—	—	—	—	—	—	—
Cleveland	—	—	—	—	—	0-0-0	0.00	1	1.0	0	July	—	—	—	—	0-0-0	0.00	1	1.0	0	—
Detroit	—	—	—	—	—	0-0-0	5.40	3	5.0	3	Aug.	0-0-0	0.00	1	2.0	0	0-0-0	3.26	12	19.1	7
Kansas City	—	—	—	—	—	0-0-0	12.00	2	3.0	4	Sept.	0-0-0	9.00	3	4.0	4	0-0-0	7.71	15	18.2	16
Minnesota	—	—	—	—	—	0-0-0	0.00	1	2.0	0	Oct.	0-0-0	0.00	1	0.0	0	0-0-0	0.00	1	0.0	0
New York	—	—	—	—	—	0-0-0	0.00	1	1.0	0	Home	0-0-0	0.00	3	4.0	0	0-0-0	4.74	15	19.0	10
Oakland	0-0-0	0.00	1	0.0	0	0-0-0	6.23	4	4.1	3	Road	0-0-0	18.00	2	2.0	4	0-0-0	5.85	14	20.0	13
Seattle	—	—	—	—	—	0-0-0	6.00	2	3.0	2	Pre-ASG	—	—	—	—	—	—	—	—	—	—
Tampa Bay	—	—	—	—	—	0-0-0	0.00	1	1.0	0	Post-ASG	0-0-0	6.00	5	6.0	4	0-0-0	5.31	29	39.0	23
Texas	0-0-0	9.00	3	4.0	4	0-0-0	14.40	4	5.0	8	Starter	—	—	—	—	—	—	—	—	—	—
Toronto	—	—	—	—	—	0-0-0	0.00	1	2.0	0	Reliever	0-0-0	6.00	5	6.0	4	0-0-0	5.31	29	39.0	23
Arizona	—	—	—	—	—	—	—	—	—	—	—	—	—	—	—	—	—	—	—	—	—
Atlanta	—	—	—	—	—	—	—	—	—	—	—	—	—	—	—	—	—	—	—	—	—
Chicago	—	—	—	—	—	—	—	—	—	—	—	—	—	—	—	—	—	—	—	—	—
Cincinnati	—	—	—	—	—	—	—	—	—	—	—	—	—	—	—	—	—	—	—	—	—
Colorado	—	—	—	—	—	—	—	—	—	—	—	—	—	—	—	—	—	—	—	—	—
Florida	—	—	—	—	—	—	—	—	—	—	—	—	—	—	—	—	—	—	—	—	—
Houston	—	—	—	—	—	—	—	—	—	—	—	—	—	—	—	—	—	—	—	—	—
Los Angeles	—	—	—	—	—	—	—	—	—	—	—	—	—	—	—	—	—	—	—	—	—
Milwaukee	—	—	—	—	—	—	—	—	—	—	—	—	—	—	—	—	—	—	—	—	—
New York	—	—	—	—	—	—	—	—	—	—	—	—	—	—	—	—	—	—	—	—	—
Philadelphia	—	—	—	—	—	—	—	—	—	—	—	—	—	—	—	—	—	—	—	—	—
Pittsburgh	—	—	—	—	—	—	—	—	—	—	—	—	—	—	—	—	—	—	—	—	—
St. Louis	—	—	—	—	—	—	—	—	—	—	—	—	—	—	—	—	—	—	—	—	—
San Diego	—	—	—	—	—	—	—	—	—	—	—	—	—	—	—	—	—	—	—	—	—
San Francisco	—	—	—	—	—	—	—	—	—	—	—	—	—	—	—	—	—	—	—	—	—
Washington	—	—	—	—	—	—	—	—	—	—	—	—	—	—	—	—	—	—	—	—	—



2007 ANGELS

CAREER PITCHING AT MAJOR LEAGUE PARKS

	W-L-S	ERA	G	IP	ER		W-L-S	ERA	G	IP	ER
Angel Stadium	0-0-0	4.74	15	19.0	10	Kauffman Stadium	0-0-0	9.00	1	2.0	2
Ameritrust Field	0-0-0	18.00	2	2.0	4	McAfee Coliseum	0-0-0	8.10	2	3.1	3
Comerica Park	0-0-0	0.00	1	2.0	0	Metrodome	0-0-0	0.00	1	2.0	0
Fenway Park	0-0-0	0.00	3	4.1	0	SafeCo Field	0-0-0	18.00	1	1.0	2
Jacobs Field	0-0-0	0.00	1	1.0	0	U.S. Cellular Field	0-0-0	7.71	2	2.1	2

CAREER FIELDING

POS	PCT	G	PO	A	E	TC	DP
P	1.000	29	1	2	0	3	0

JONES' BESTS

	Season	Game
ERA	4.88 — 2003	50
IP	27.2 — 2003	IP
SO	28 — 2003	4 — at KC, 8-29-03
		2 — 10 times; last, vs. CWS, 9-13-06



HOWARD KENDRICK

OPENING DAY AGE: 23 BORN: July 12, 1983
 BIRTHPLACE: Jacksonville, FL RESIDES: Phoenix, AZ
 MARRIED: Jody Jensen, Jan. 6, 2007
 ACQUIRED: Selected in 10th round of 2002 free agent draft
 SIGNED THRU: 2007 M.L. SERVICE: 101 days

INF

BATS: Right

THROWS: Right

HT.: 5-10

WT.: 200

47

2006 SEASON:

■ Split season between triple-A **Salt Lake** and **Angels**...Recalled by Angels April 24 and made ML debut as starting second baseman, April 26 vs. Detroit...Collected first ML hit with single, May 1 vs. Oakland (off Barry Zito) and first career RBI, May 4 at Detroit...Optioned to Salt Lake May 14 — went 3-for-26 (.115) with one RBI in 10 games in first stint with Angels...Recalled July 14 for second stint with Angels and remained with team for rest of season...Had immediate impact after his second recall, batting .500 (20/40) for month of July...Posted 16-game hit streak (July 16-Aug. 6), longest streak by rookie in AL during season...Reached base safely in nine straight plate appearances vs. NYY Aug. 25-27 (6 H, 3 BB)...Collected first career HR, July 26 at Tampa Bay (solo off Shawn Camp)...Ended season on nine-game hit streak going 13-for-34 (.382)...Made starts at first base (42), second base (25) and third base (1)...Posted a .994 fielding pct. at first base (2 E) without having previously played the position as a professional...Among AL rookies, ranked fourth in average (.285), sixth in hits (76) and fifth in slugging pct. (.416)...At Salt Lake, named Rookie of Year for Pacific Coast League and to *Baseball America's* Minor League All-Star team...Also selected to MLB Futures Game (Team USA) during All-Star break...With Bees, batted .369 (107/290) with 13 HR and 62 RBI in 69 games...Was batting over .400 with Bees as late as June 12 (.401)...Named Angels' Organizational Player of the Month for June (.387, 9 HR, 27 RBI)...Tagged as Angels' #2 prospect by *Baseball America* for 2006.

MINOR LEAGUE SUMMARY:

■ In 2005, solidified spot as one of top prospects in minors, hitting exactly .367 (172/469) for second straight campaign in split season with single-A **Rancho Cucamonga** and double-A **Arkansas** (also hit .367 in Cedar Rapids in 2004 and .368 in 2003 with Provo)...367 clip ranked second in all of minor leagues to Rick Short's .383 mark with New Orleans...Totaled 104 runs, 43 doubles, eight triples, 19 home runs and 89 RBI and was named Angels' Minor League Co-Player of the Year with Brandon Wood...With Rancho Cucamonga, hit .384 (107/279) with 12 HRs and 47 RBI in 63 games...Totaled three or more hits 12 times, including three 4-hit efforts and one 5-hit performance...Batted over .400 in April (.404, 40/99) and July (.426, 26/61)...Honors with Rancho Cucamonga included: Organization Player of Month (April), California League Post-Season All-Star Team, California League All-Star Game Selection and *Baseball America's* High Class-A All-Star team...With Arkansas, hit .342 (65/190) with seven home runs and 42 RBI in 46 games...Named Texas League Player of Month for August after hitting .377 for the month...Posted 20-game hit streak, July 30-Aug. 20...Tabbed as #1 prospect in Texas League by *Baseball America*...Played for Scottsdale in



2007 ANGELS

Arizona Fall League and led league with 46 hits and 27 runs and ranked tied for third with .380 average...Selected as one of 24 players to represent the United States at the 2005 Olympic Qualifying Tournament in Phoenix, AZ (Nov. 15-19)...Led all players in tournament with 7 RBI and 3 SBs...U.S. finished 5-0 and plays in the 2006 Americas Continental Olympic Qualifying Tournament in Havana, Cuba in August.

- In **2004**, finished season with a franchise-record .367 average at **Cedar Rapids** and was awarded the Midwest League's batting title (although 41 plate appearances shy of the minimum necessary to qualify, it was determined he would still have the league's highest average if 41 at-bats were added to his totals, per Baseball Rule 10.23)...In 75 contests, registered 36 multi-hit games...Midwest League Player of Week, May 3-9, and named to Midwest League Post-Season All-Star Team and as Midwest League All-Star Game Selection.
- In **2003**, spent season with rookie level **Provo** and finished third in the league with a .368 average and .434 on-base percentage and was second in runs scored (65) and fourth in hits (86)...Started season in 4-for-40 slump before responding by hitting .428 (77/180) over next two months (July-August)...Numerous accolades included: Pioneer League Post-Season Honorable Mention, Topps Pioneer League Player of the Month for August, Organization Player of the Month for August and Pioneer League Player of the Week, Aug. 25-31.
- In **2002**, made professional debut with the **Angels' Arizona Summer League** team and led squad with .318 batting average, which ranked ninth-best in the league.

PERSONAL/MISC:

- Howard (Howie) Joseph Kendrick III.
- Rated as Angels #2 prospect by *Baseball America* for 2006.
- Tabbed as #1 prospect in Texas League by *Baseball America* in 2005.
- Attended West Nassau HS (Callahan, FL) and St. John's River Comm. College (Palatka, FL)...Named Conference Player of the Year at SJRCC.
- Originally signed by Angels' scout Tom Kotchman.

KENDRICK'S LIFETIME PLAYING RECORD

Year	Club	AVG	G	AB	R	H	2B	3B	HR	RBI	SH	SF	HBP	BB	IBB	SO	SB	CS	GDP	SLG	OBP	E
2002	—Angels (ASL)	.318	42	157	24	50	6	4	0	13	1	1	6	7	0	11	12	6	2	.408	.368	7
2003	—Provo	.368	63	234	65	86	20	3	3	36	3	3	6	24	1	28	8	3	5	.517	.434	17
2004	—Cedar Rapids	.367*	75	313	66	115	24	6	10	49	3	3	6	12	2	41	15	6	2	.578	.398	8
2005	—R.Cucamonga	.384	63	279	69	107	23	6	12	47	0	4	7	14	0	42	13	4	5	.638	.421	8
	—Arkansas	.342	46	190	35	65	20	2	7	42	0	1	7	6	0	20	12	4	7	.579	.382	6
2006	—Salt Lake	.369	69	290	57	107	25	6	13	62	1	1	8	12	0	48	10	3	2	.631	.408	4
	—LAA	.285	72	267	25	76	21	1	4	30	0	3	4	9	2	44	6	0	5	.416	.314	2

* led or tied for league lead

	2006					CAREER					2006					CAREER					
	AVG	AB	H	HR	RBI	AVG	AB	H	HR	RBI	AVG	AB	H	HR	RBI	AVG	AB	H	HR	RBI	
Angels	—	—	—	—	—	—	—	—	—	—	March	—	—	—	—	—	—	—	—	—	—
Baltimore	.375	8	3	1	2	.375	8	3	1	2	April	.000	4	0	0	.000	4	0	0	0	0
Boston	.476	21	10	0	4	.476	21	10	0	4	May	.136	22	3	0	.136	22	3	0	1	1
Chicago	.143	14	2	0	0	.143	14	2	0	0	June	—	—	—	—	—	—	—	—	—	—
Cleveland	.294	17	5	0	2	.294	17	5	0	2	July	.500	40	20	1	.500	40	20	1	10	10
Detroit	.043	23	1	0	1	.043	23	1	0	1	Aug.	.291	110	32	1	.291	110	32	1	10	10
Kansas City	.200	15	3	0	2	.200	15	3	0	2	Sept.	.231	91	21	2	.231	91	21	2	9	9
Minnesota	—	—	—	—	—	—	—	—	—	—	Oct.	—	—	—	—	—	—	—	—	—	—
New York	.591	22	13	1	3	.591	22	13	1	3	Home	.295	129	38	2	.295	129	38	2	14	14
Oakland	.389	36	14	1	4	.389	36	14	1	4	Road	.275	138	38	2	.275	138	38	2	16	16
Seattle	.100	30	3	0	4	.100	30	3	0	4	Vs. LHP	.264	91	24	1	.264	91	24	1	10	10
Tampa Bay	.615	13	8	1	4	.615	13	8	1	4	Vs. RHP	.295	176	52	3	.295	176	52	3	20	20
Texas	.245	49	12	0	3	.245	49	12	0	3	Pre-ASG	.115	26	3	0	.115	26	3	0	1	1
Toronto	.105	19	2	0	1	.105	19	2	0	1	Post-ASG	.303	241	73	4	.303	241	73	4	29	29
Arizona	—	—	—	—	—	—	—	—	—	—	RISP	.294	68	20	0	.294	68	20	0	25	25
Atlanta	—	—	—	—	—	—	—	—	—	—	Bases Loaded	.167	6	1	0	.167	6	1	0	0	0
Chicago	—	—	—	—	—	—	—	—	—	—	Pinch-hitting	—	—	—	—	—	—	—	—	—	—
Cincinnati	—	—	—	—	—	—	—	—	—	—	DH	.167	6	1	0	.167	6	1	0	1	1
Colorado	—	—	—	—	—	—	—	—	—	—											
Florida	—	—	—	—	—	—	—	—	—	—											
Houston	—	—	—	—	—	—	—	—	—	—											
Los Angeles	—	—	—	—	—	—	—	—	—	—											
Milwaukee	—	—	—	—	—	—	—	—	—	—											
New York	—	—	—	—	—	—	—	—	—	—											
Philadelphia	—	—	—	—	—	—	—	—	—	—											
Pittsburgh	—	—	—	—	—	—	—	—	—	—											
St. Louis	—	—	—	—	—	—	—	—	—	—											
San Diego	—	—	—	—	—	—	—	—	—	—											
San Francisco	—	—	—	—	—	—	—	—	—	—											
Washington	—	—	—	—	—	—	—	—	—	—											



2007 ANGELS

CAREER BATTING AT MAJOR LEAGUE PARKS

AL	AVG	AB	H	HR	RBI
Ameritrust Field	.158	19	3	0	1
Angel Stadium	.295	129	38	2	14
Comerica Park	.053	19	1	0	1
Fenway Park	.538	13	7	0	3
Jacobs Field	.308	13	4	0	0
Kauffman Stadium	.200	15	3	0	2
McAfee Coliseum	.417	12	5	1	3
Rogers Centre	.111	9	1	0	0
Safeco Field	.167	12	2	0	2
Tropicana Field	.556	9	5	1	2
U.S. Cellular Field	.000	5	0	0	0
Yankee Stadium	.583	12	7	0	2

CAREER FIELDING

POS	PCT	G	PO	A	E	TC	DP
1B	.994	44	330	29	2	361	43
2B	1.000	28	48	67	0	115	25
3B	---	1	0	0	0	0	0

KENDRICK'S BESTS

	Season	Game
AVG	.285 — 2006	H 4 — 8-26-06 vs. NYY
H	76 — 2006	HR 1 — 4 times, last, 9-22-06 at Oakland
HR	4 — 2006	RBI 3 — 7-28-06 at Boston
RBI	30 — 2006	SB 1 — 6 times, last, 8-26-06 vs. NYY
SB	16 — 2006	Hit Streak 16 — July 26 - August 6, 2006



2007 ANGELS



CASEY KOTCHMAN

OPENING DAY AGE: 24

BORN: Feb. 22, 1983

BIRTHPLACE: St. Petersburg, FL

RESIDES: Seminole, FL

ACQUIRED: Selected in 1st round (13th pick) of 2001 free agent draft

SIGNED THRU: 2007

M.L. SERVICE: 1 yr., 144 days

INF

BATS: Left

THROWS: Left

HT.: 6-3

WT.: 215

351

2006 SEASON:

- Made first Opening Day roster...One of **Angels'** top performers in Spring Training, hitting .421 (24/57) and leading club with 15 RBI despite effects of fatigue from mononucleosis...Struggled with Angels in regular season, batting .152 (12/79) with one home run and six RBI in 29 games...Collected lone home run of season, May 4 at Detroit (solo)...Posted no errors in 26 games at first base and has not committed an error in last 69 games at position...Diagnosed with a viral syndrome and placed on 15-day disabled list May 9 (missed rest of season)...Began rehab assignment with Salt Lake on July 15 but pulled from assignment after three games (0/7, 1 RBI, 1 E) with bouts of light-headedness and dizzy spells...Began baseball activities in September and expected to be ready for 2007 Spring Training...Player in the Puerto Rican Winter League.

CAREER HIGHLIGHTS:

- In **2004**, opened major league career with streak of 48 consecutive plate appearances without a strikeout, longest to open a ML career in club history (previously Gus Polidor, 27 PA from 1985-87) and longest streak in ML since Bob Bailor opened his career with 51 PAs without fanning from 1975-77 with Baltimore and Toronto...Collected first ML hit, May 11 at New York (single off Mariano Rivera after 9-pitch at-bat)...Rated as Angels' top prospect by *Baseball America* in 2002, 2004 and 2005.

POST-SEASON EXPERIENCE:

- In **2005**, was hitless in two at-bats in DS vs. NYY and finished 2-for-7 (.286) with one RBI in two starts of ALCS vs. CWS...Appeared in Games 2 and 3 of **2004** ALDS vs. Boston...Made post-season debut as pinch-hitter (line-out) in Game 2 and was announced as PH in Game 3 but did not bat.

MAJOR LEAGUE SUMMARY:

- In **2005**, hit .302 (35/116, 7 HR, 22 RBI) in 40 games with **Angels** (28 starts) after Aug. 4 recall...One of Angels' top hitters in Sept./Oct (.339, 19/56, 12 RBI)...Did not commit an error in 20 games at first base...Pinch-hit, 2-run single in 8th inning proved to be game-winner, Sept. 23 vs. Tampa Bay (was 0-for-7 as PH)...Tallied 7 HR last 40 games (0 HR first 46 ML games)...Connected for two HRs, Aug. 7 vs. TB, including first career grand slam...Batted .289 (105/363) with 62 runs scored, 23 doubles, one triple, 10 HR and 58 RBI in 94 triple-A games...After slow start in April (.192, 15/78), hit .316 (90/285) up to his recall...Named Angels' organizational Player of the Month for May...Initially recalled from Salt Lake, May 30, then optioned, June 14 (0-for-10 in 7 games with Angels).
- In **2004**, named Angels' Minor League Defensive Player of the Year after committing just three errors at first base in 77 games between Arkansas and Salt Lake...Recalled from triple-A Salt Lake, Sept. 1...10 of 26 hits with **Angels** came with RISP...Batted .372 (74/199) with 22 doubles, five home runs and 38 RBI in 49 games with Stingers...Optioned to triple-A Salt Lake, June 12...Victim of Pedro Martinez's 2,500th strikeout, June 2 vs. Boston (after a 15-pitch at-bat that included 11 consecutive foul balls)...Opened major league career with streak of 48 consecutive plate appearances without a strikeout, longest to open a ML career in club history (previously Gus Polidor, 27 PA from 1985-87)...Streak is longest in ML since Bob Bailor opened his career with 51 PAs without fanning from 1975-77 with Baltimore and Toronto...Collected first ML hit, May 11 at New York (single off Mariano Rivera after 9-pitch at-bat)...Tallied career-best three RBI on bases-loaded double, May 12th at Yankee Stadium...Had contract selected, May 9, from double-A Arkansas (Darin Erstad DL)...Made ML debut same day vs. Tampa Bay...Hit .368 (42/114) with 11 doubles, three home runs and 18 RBI in 28 games with Arkansas Travelers.

MINOR LEAGUE SUMMARY:

- In **2003**, started third professional season at single-A **Rancho Cucamonga**, batting .350 (72/206) with 12 doubles, eight home runs, 42 runs scored and 28 RBI in 57 games for Quakes...In seven rehab games with rookie-level Angels (Mesa), hit .333 (9/27) with one double, two home runs and six RBI...Struck out only 19 times in 233 at-bats, while drawing 32 walks...Missed significant time due to torn right hamstring.
- In **2002**, limited to 81 games at single-A **Cedar Rapids** due to a back injury...Hit .281 (81/288) with five home runs and 50 RBI...Walked 48 times while striking out just 37 times.



2007 ANGELS

- In **2001**, played under his father during at **Provo** after signing July 21...In fifth professional game in 2001, posted 5-for-5 game with four RBI, Aug. 8 at Casper...Opened professional career batting .541 (20/37) through first 11 games...Missed time during 2001 season with a right wrist injury.

PERSONAL/MISC:

- Casey John Kotchman.
- Attended Seminole HS (FL) where he batted .456 (37/81) with 32 RBI in 31 games as a sophomore.
- Son of longtime Angels' scout and minor league manager Tom Kotchman.
- Rated as Angels' top prospect by *Baseball America* in 2002, 2004 and 2005.
- Played for USA Junior National Team in 1998 that won World Championships, defeating Chinese-Taipei.
- Named *Baseball America's* top high school prospect in 2001.
- Gatorade National High School Player of the Year in 2001 as member of Florida's 5A state championship team.
- Originally signed by Angels' scout Tom Kotchman.

KOTCHMAN'S LIFETIME PLAYING RECORD

Year	Club	AVG	G	AB	R	H	2B	3B	HR	RBI	SH	SF	HBP	BB	IBB	SO	SB	CS	GDP	SLG	OBP	E
2001	Mesa	.600	4	15	5	9	1	0	1	5	0	1	0	3	1	2	0	0	0	.867	.632	1
	Provo	.500	7	22	6	11	3	0	0	7	0	0	0	2	0	0	0	0	0	.636	.542	0
2002	Cedar Rapids	.281	81	288	42	81	30	1	5	50	1	4	6	48	2	37	2	1	7	.444	.390	5
2003	Rancho Cucu.	.350	57	206	42	72	12	0	8	28	0	3	6	30	5	16	2	0	4	.524	.441	5
	Mesa (1)	.333	7	27	5	9	1	0	2	6	0	0	0	2	1	3	0	0	1	.593	.379	0
2004	Arkansas	.368	28	114	19	42	11	0	3	18	0	1	5	10	0	7	0	0	6	.544	.438	0
	Salt Lake	.372	49	199	32	74	22	0	5	38	0	2	5	14	0	25	0	0	9	.558	.423	3
	Anaheim	.224	38	116	7	26	6	0	0	15	0	1	4	7	3	11	3	0	3	.276	.289	3
2005	Salt Lake	.289	94	363	62	105	23	1	10	58	0	4	7	43	2	40	0	2	15	.441	.372	4
	LAA	.278	47	126	16	35	5	0	7	22	1	1	0	15	0	18	1	1	3	.484	.352	0
2006	LAA	.152	29	79	6	12	2	0	1	6	2	0	0	7	0	13	0	1	2	.215	.221	0
	Salt Lake (1)	.000	3	7	0	0	0	0	0	1	0	0	0	1	0	1	0	0	1	.000	.125	1
Major Totals		.227	114	321	29	73	13	0	8	43	3	2	4	29	3	42	4	2	8	.343	.298	3

(1) rehab assignment

Disabling Injuries: 2006 — Recovery from viral syndrome, disabled May 9 - end of season.

2006

CAREER

	AVG	AB	H	HR	RBI	AVG	AB	H	HR	RBI
Angels	—	—	—	—	—	—	—	—	—	—
Baltimore	.000	11	0	0	0	.194	31	6	0	1
Boston	—	—	—	—	—	.333	36	12	1	3
Chicago	.286	7	2	0	0	.121	33	4	0	2
Cleveland	—	—	—	—	—	.125	8	1	0	1
Detroit	.143	7	1	1	1	.111	9	1	1	1
Kansas City	—	—	—	—	—	—	—	—	—	—
Minnesota	.214	14	3	0	3	.214	14	3	0	3
New York	.250	8	2	0	0	.273	33	9	0	5
Oakland	.000	8	0	0	0	.088	34	3	0	0
Seattle	.182	11	2	0	1	.333	33	11	2	7
Tampa Bay	—	—	—	—	—	.375	16	6	4	10
Texas	.286	7	2	0	1	.375	24	9	0	5
Toronto	.000	6	0	0	0	.115	26	3	0	1
Arizona	—	—	—	—	—	—	—	—	—	—
Atlanta	—	—	—	—	—	.000	1	0	0	0
Chicago	—	—	—	—	—	.222	9	2	0	2
Cincinnati	—	—	—	—	—	—	—	—	—	—
Colorado	—	—	—	—	—	—	—	—	—	—
Florida	—	—	—	—	—	—	—	—	—	—
Houston	—	—	—	—	—	—	—	—	—	—
Los Angeles	—	—	—	—	—	—	—	—	—	—
Milwaukee	—	—	—	—	—	.231	13	3	0	2
New York	—	—	—	—	—	.000	0	0	0	0
Philadelphia	—	—	—	—	—	—	—	—	—	—
Pittsburgh	—	—	—	—	—	—	—	—	—	—
St. Louis	—	—	—	—	—	—	—	—	—	—
San Diego	—	—	—	—	—	—	—	—	—	—
San Francisco	—	—	—	—	—	—	—	—	—	—
Washington	—	—	—	—	—	.000	1	0	0	0

2006

CAREER

	AVG	AB	H	HR	RBI	AVG	AB	H	HR	RBI
March	—	—	—	—	—	—	—	—	—	—
April	.162	68	11	0	5	.162	68	11	0	5
May	.091	11	1	1	1	.205	78	16	1	10
June	—	—	—	—	—	.159	44	7	0	5
July	—	—	—	—	—	—	—	—	—	—
Aug.	—	—	—	—	—	.267	60	16	6	10
Sept.	—	—	—	—	—	.322	59	19	1	12
Oct.	—	—	—	—	—	.333	12	4	0	1
Home	.231	26	6	0	1	.231	143	33	5	24
Road	.113	53	6	1	5	.225	178	40	3	19
Vs. LHP	.214	14	3	0	2	.204	49	10	0	4
Vs. RHP	.138	65	9	1	4	.232	272	63	8	39
Pre-ASG	.152	79	12	1	6	.179	190	34	1	20
Post-ASG	—	—	—	—	—	.298	131	39	7	23
RISP	.115	26	3	0	5	.277	83	23	2	36
Bases Loaded	.000	0	0	0	0	.333	6	2	1	7
Pinch-hitting	.000	2	0	0	0	.286	14	4	0	4
DH	—	—	—	—	—	.250	68	17	3	7



2007 ANGELS

CAREER BATTING AT MAJOR LEAGUE PARKS

AL	AVG	AB	H	HR	RBI	NL	AVG	AB	H	HR	RBI
Ameritrust Field	.545	11	6	0	2	Shea Stadium	.000	0	0	0	0
Angel Stadium	.231	143	33	5	24	Turner Field	.000	1	0	0	0
Camden Yards	.182	22	4	0	0						
Comerica Park	.250	4	1	1	1						
Fenway Park	.333	12	4	0	0						
Jacobs Field	1.000	1	1	0	1						
McAfee Coliseum	.107	28	3	0	0						
Metrodome	.214	14	3	0	3						
Rogers Centre	.111	18	2	0	1						
Safeco Field	.286	28	8	1	4						
Tropicana Field	.250	4	1	1	1						
U.S. Cellular Field	.091	22	2	0	2						
Yankee Stadium	.385	13	5	0	4						

CAREER MULTIPLE-HOME RUN GAMES (1)

August 7, 2005 vs. Tampa Bay

CAREER GRAND SLAMS (1)

August 7, 2005 vs. Tampa Bay

DIVISION SERIES TOTALS

Year	Club	Opp	AVG	G	AB	R	H	2B	3B	HR	RBI	SH	SF	HBP	BB	IBB	SO	SB	CS	GDP	SLG	OBP	E
2004	Ana.	Bos.	.000	2	1	0	0	0	0	0	0	0	0	0	0	0	0	0	0	0	.000	.000	0
2005	LAA	NYG	.000	2	2	0	0	0	0	0	0	0	0	0	0	0	0	0	0	0	.000	.000	0
Totals			.000	4	3	0	0	0	0	0	0	0	0	0	0	0	0	0	0	0	.000	.000	0

LEAGUE CHAMPIONSHIP SERIES TOTALS

Year	Club	Opp	AVG	G	AB	R	H	2B	3B	HR	RBI	SH	SF	HBP	BB	IBB	SO	SB	CS	GDP	SLG	OBP	E
2005	LAA	CWS	.286	2	7	0	2	1	0	0	1	0	0	0	1	0	1	0	0	0	.429	.375	0

CAREER FIELDING

POS	PCT	G	PO	A	E	TC	DP
1B	.995	80	523	37	3	563	39

KOTCHMAN'S BESTS

	Season	Game
AVG.	.278 — 2005	3 — 3 times, last, 9-14-05 at Sea.
H	35 — 2005	2 — 8-7-05 vs. TB
HR	7 — 2005	5 — 8-7-05 vs. TB
RBI	22 — 2005	1 — 4 times, last, 8-14-05 at Sea.
SB	3 — 2004	5 — May 20-26 & May 11-16, 2004





JOHN LACKEY

OPENING DAY AGE: 28
 BIRTHPLACE: Abilene, TX
 ACQUIRED: Selected in 2nd round of 1999 free agent draft
 SIGNED THRU: 2009

BORN: Oct. 23, 1978
 RESIDES: Newport Beach, CA
 M.L. SERVICE: 4 yrs., 95 days

RHP

BATS: Right

THROWS: Right

HT.: 6-6

WT.: 245

41

2006 SEASON:

- Finished campaign with 13-11 record, three complete games, two shutouts and a 3.56 ERA (217.2 IP – 86 ER) in 33 starts...Allowed 203 hits (14 HRs), walked 72 and struck out 190...Set career bests in starts (tied), complete games, shutouts (tied), innings pitched and walks...Marks third 200-inning season of career (204 in 2003 & 209 in 2005)...Led club in starts (tied), complete games, shutouts, innings pitched, walks and strikeouts...Among AL leaders, ranked fifth in ERA, tied for third in complete games, sixth in innings pitched, third in strikeouts, tied for first in shutouts, fifth in batting average against (.246), fourth in road ERA (3.20), 10th in night ERA (3.76), tied for second in wild pitches (16), tied for seventh in strikeouts per nine innings (7.9) and sixth in walks...Allowed eight runs, June 10 vs. Seattle, and 12 hits, Aug. 19 vs. Seattle, equaling most by an Angel this season...Complete game shutouts came in consecutive starts, July 7 at Oakland and July 14 vs. Tampa Bay...marking first Angel to accomplish feat since Langston, July 12-17, 1992...Was also involved in three other combined shutouts...Other CG came May 7 at Toronto (3-1 loss)...Owns eight complete games and five shutouts lifetime...Finished July 5-1 with two complete games, two shutouts and a 2.08 ERA (43.1 IP – 10 ER) in six starts, earning AL Pitcher of the Month honors...Marks first career honor and 23rd Player/Pitcher of the Month recipient by an Angel...Marks first five-win month of career, striking out 50 in process...Struck out 10-or-more batters four times, including career-best 11, Sept. 28 vs. Oakland (most by an Angel in 2006)...Posted 10 strikeouts in three straight starts, July 2-14, marking first Angel to do so since Mark Langston, June 10-20, 1990...Tossed scoreless innings streak of 30.2 consecutive innings, June 26-July 19 (club record is 36 scoreless by Jim McGlothlin in 1967)...Hurlled one-hit shutout, blanking Oakland, 3-0, July 7, 2006 at McAfee Coliseum...Marked low-hit performance of career... Was 11th one-hitter in major leagues in 2006...Represented 21st one-hitter in Angels history (16th complete-game one-hitter)...Previous Angels' one-hitter came July 27, 2004 vs. Texas (2-0 score; Colon, Rodriguez & Percival) and prior complete game one-hitter was thrown by Chuck Finley, May 26, 1989 at Boston (5-0 score)...Allowed leadoff double to Mark Kotsay, then retired 27 batters in a row...Marked first time a pitcher has allowed leadoff hit and then retired 27 straight since Jerry Reuss, July 11, 1982 for Dodgers vs. Cincinnati (Angels manager Mike Scioscia caught game)...Of the 27 outs, four were groundouts, 13 flyouts and 10 strikeouts...Allowed first career grand slam to Seattle's Richie Sexson, June 10, 2006 at Angel Stadium...Finished May, 2006 with 0-2 record and 3.57 ERA (40.1 IP – 16 ER) in six starts -- the first winless month of his five-year career...Ejected from game, May 2, 2006 vs. Oakland, following altercation with Jason Kendall in sixth inning...Marked second career ejection...Was fined undisclosed amount for inappropriate actions and comments, which contributed to inciting the incident...Walked career-high seven batters, April 21, 2006 at Oakland (5 IP)...Finished 3-1 with a 2.10 ERA in five starts vs. Oakland...Pitched into seventh inning-or-later in 19 starts...Limited opponents to three earned runs-or-less in 23 of 33 starts...Agreed to terms on three-year contract with club option for 2009, April 3.

CAREER HIGHLIGHTS:

- Opens 2007 one start from 150th of career and 62.2 innings pitched for 1,000 in career...60 career wins ranks 10th on Angels All-Time list...753 career strikeouts is ninth best in club annals...Was member of MLB team as part of All-Star Series 2006 in Japan...Angels' first overall pick in 1999 draft...Is 30-20 with 3.68 ERA (459.1 IP – 188 ER) at home in career...In 2003, tied for league lead in shutouts (2) and was third youngest Angel starter to pitch on Opening Day at 24 yrs., 5 months and 7 days...In 2002, became first rookie pitcher to win a Game 7 of the World Series since Babe Adams for the 1909 Pittsburgh Pirates...Lackey's Game 7 hat was sent to Cooperstown...Tied for fewest career wins (9) for a pitcher who started and won the final game of a World Series (Whitey Ford – 1950)...Was only fourth pitcher since divisional play began in 1969 to win Game 7 of World Series on three days rest, joining Oakland's Ken Holtzman (1973), Minnesota's Frank Viola (1987) and Minnesota's Jack Morris (1991)...Allowed one run on four hits in five innings of work (1 BB, 4 SO, 86 pitches) in Game 7, leaving contest with 4-1 lead.

POST-SEASON EXPERIENCE:

- In 2005, was 0-0 with 2.38 ERA (11.1 IP, 7 H, 3 R, 3 ER, 9 BB, 9 SO, 2 WP) in two starts vs. New York in ALCS... Was 10-1 with a 9.00 ERA (5 IP, 8 H, 5 R, 5 ER, 1 HR, 1 BB, 3 SO) on one start vs. Chicago in ALCS...In 2004, was on Angels' post-season roster, but did not appear in any games...In 2002, became first rookie pitcher to win a Game 7 of the World Series since Babe Adams for the 1909 Pittsburgh Pirates...Lackey's Game 7 hat was sent to Hall of Fame in Cooperstown, NY...Tied for fewest career wins (9) for a pitcher who started and won the final game of a World Series (Whitey Ford - 1950)...Was only fourth pitcher since divisional play began in 1969 to win Game 7 of World Series on three days rest, joining Oakland's Ken Holtzman (1973), Minnesota's Frank Viola (1987) and Minnesota's Jack Morris (1991)...Became the first rookie pitcher to start a Game 7 since Jaret Wright in 1997 with Cleveland and just the eighth rookie overall to start a seventh game of a World Series...Allowed one run on four hits in five innings of work (1 BB, 4 SO, 86 pitches) in Game 7, leaving contest with 4-1 lead...Lone run scored on Reggie Sanders' sacrifice fly to score Benito Santiago in second inning to put Giants up 1-0...Made three appearances in World Series (2 starts)...Led staff with 12.1 IP during Fall Classic...Started Game 4 of World Series, Oct. 23 in San Francisco, recording no decision in Anaheim's 4-3 loss (5 IP, 9 H, 3 R, 3 ER, 3 BB, 3 IBB, 2 SO, 95 pitches)...Became fifth pitcher to start a World Series Game on his birthday (turned 24) and first since the Dodgers' Tim Lincecum won Game 4 in 1988 on 27th birthday...Held Giants scoreless through first four frames before allowing three-straight hits to lead off fifth inning, with all three coming around to score...Pitched in relief of starter Kevin Appier (2+ IP) in Game 2 of World Series...Worked 2.1 innings allowing his first two runs of the post-season on two hits (1 IBB, 1 SO - 26 pitches)...Did not receive decision in Anaheim's 11-10 win...Defeated Brad Radke and Minnesota, 7-1, in Game 4 of 2002 ALCS (7 IP, 3 H, 7 SO - 79 pitches, 55 strikes)...Marked first career post-season victory...Limited Twins to three singles...Did not allow a runner to reach second base...Left contest leading, 2-0...Made first post-season appearance and first relief appearance of career in Game 3 of 2002 Division Series vs. New York (3 IP, 3 H, 1 BB, 3 SO - 51 pitches)...Entered game in third inning, trailing, 4-1...Allowed both inherited runs to score and left contest in sixth inning trailing, 6-4...Angels rallied to win game, 9-6...His two wins tied Ramon Ortiz for most victories among Angels starters in post-season and his 2.42 post-season ERA led Angels' starters...Along with Francisco Rodriguez (5) and Brendan Donnelly (1), the three rookies accounted for eight of Anaheim's 11 post-season wins.

MAJOR LEAGUE SUMMARY:

- In 2005, completed season with 14-5 record, one complete game and a 3.44 ERA (209 IP - 80 ER) in 33 starts with Angels...Among AL leaders, ranked second with 8.6 strikeouts per nine innings pitched (Johan Santana - Min.), third with 199 strikeouts, third with 18 wild pitches and tied for fifth with a 3.44 ERA...737 winning percentage ranked third in league...Ranked fifth in major leagues in fewest home runs per 9 IP (0.56)...Led club in ERA (starter) and strikeouts...14 wins equals career high (2004, 14-13)...Reached 200 innings pitched for second time in career and set career best 209 innings pitched...Allowed home run to Javy Lopez, Aug. 25 at Baltimore (4th inn.)...Marked first HR allowed in 62 innings...Was longest current streak in major leagues at time and is third longest overall in 2005 (Willis, FLA - 79.2, Brown, NYY - 65.2)...Won career-best four straight decisions (seven starts), July 17-Aug. 19 and Aug. 31-Sept. 30 (seven starts)...Went 8-1 with one complete game and a 2.57 (98 IP - 28 ER) in 15 starts after All-Star Break...Fell one strikeout shy of becoming first Angel starter with 200 strikeouts since Chuck Finley in 1999...Opened season with 1-1 record and 8.22 ERA (15.1 IP, 18 H, 14 R, 14 ER, 8 BB, 12 SO) after three starts...Complete game came in 2-0 loss at Baltimore (8 IP, 9 H, 2 R, 2 ER, 1 HR, 7 SO)...Equalled career-best 10 strikeouts, May 21 at Los Angeles Dodgers (6.1 IP) - second time and July 17 at Minnesota (7 IP) - third time...Was 9-2 with a 3.12 ERA (121.1 IP - 42 ER) on road.
- In 2004, posted 14-13 mark with one complete game, one shutout and a 4.67 ERA (198.1 IP - 103 ER) in 33 games (32 starts) with Angels...Led club in hits allowed (215) and hit batters (8)...Won 11 of last 17 decisions...One of two Angels with a complete game and shutout (Jarrod Washburn)...Led club with two CGs and two shutouts in 2003...Made first regular season relief appearance of professional career, June 27 at Los Angeles (1 IP, 1 H, 1 SO)...Was suspended five games and fined an undisclosed amount for intentionally throwing at Toronto's Simon Pond in sixth inning after warning was issued earlier in game, May 24 at SkyDome...Dropped appeal and served suspension, June 22-26...Complete game shutout came May 7 vs. Tampa Bay (9 IP, 3 H, 1 BB, 3 SO)...Marked low-hit game of career...Strikeout best was career-high 10, Sept. 15 at Seattle.
- In 2003, spent fifth professional season with Angels, marking first full season in major leagues...Completed campaign with 10-16 record, two complete games, two shutouts and a 4.63 ERA (204 IP - 105 ER) in 33 starts...Led club in losses, starts, complete games, shutouts, hits allowed (223), earned runs allowed, walks (66), strikeouts (151) and wild pitches (11)...16 losses marked most by an Angel since 1996 (Jim Abbott, 2-18 & Chuck Finley, 15-16) and most by a right-hander since Kirk McCaskill (10-19) in 1991...Marked most wild pitches by an Angel since Chuck Finley (15) in 1999 and most by a right-hander since Jason Grimsley in 1996...Tied for league lead in shutouts...Ranked fourth in AL in losses, tied for fifth in home runs allowed (31), tied for third in wild pitches, seventh in earned runs allowed, 10th in strikeouts per nine innings pitched (6.7) and seventh in runs allowed (117)...Made first Opening Day start of major league career in 2003...Dropped 6-3 decision, March 30 vs. Texas...Became third youngest Angel starter to pitch on Opening Day at 24 yrs., 5 months and 7 days...Marked fourth straight Opening Day start as professional (single-A Cedar Rapids in 2000, double-A Arkansas in 2001 & triple-A Salt Lake in 2002)...Was victorious in previous three openers...Tossed first career complete game and shutout, July 2 vs. Texas (5-0 score; 9 IP, 4 H, 8 SO, 110 pitches - 72 strikes)...Second such effort came in final start of season, Sept. 24 vs. Seattle (4-0 score; 9 IP, 5 H, 2 BB, 4 SO, 109 pitches - 70 strikes)...Marked first Angel to throw two shutouts in a season since Finley in 1994 and first right-hander to do so since Julio Valera in 1992.



2007 ANGELS

- In **2002**, started season at triple-A Salt Lake before moving into Angels' starting rotation, June 30 (replaced LHP Scott Schoeneweis who was moved to bullpen) and ultimately was winning pitcher in Angels' AL Wild Card-clinching victory, Sept. 26 at Texas...Nine wins and 3.66 ERA ranked 4th best among AL rookies...Angels went 12-6 in his starts...Was originally recalled from Salt Lake between games of doubleheader, June 24, replacing RHP Brendan Donnelly on roster, and optioned following game...Made major league debut as a starter, June 24 at Texas (2nd game), dropping 3-2 decision (7 IP, 6 H, 3 R, 3 ER, 1 HR, 1 BB, 6 SO)...Became third Angel to make major league debut in 2002 (Brendan Donnelly & Alfredo Amezaga)...Was sixth Angels' pitcher to appear as a starter in 2002, the last AL team to use more than five starters in '02...Allowed more than four earned runs once in first 18 ML starts (5; Sept. 11 vs. Oakland) and pitched into sixth inning-or-later in 13 of the 18 starts... Limited left-handers to .208 (41/197) clip, 10th best in AL - yet allowed right-handers to bat .317 (72/227), highest average against in AL...Posted two three-game win streaks, Aug. 27-Sept. 16 & Aug. 5-16...Registered first major league victory, defeating Odalis Perez and Los Angeles, 5-1, June 30 at Edison Field (6 IP, 5 H, 1 R, 1 ER, 3 BB, 1 SO, 1 HB)...Tossed first career complete game, a 4-2 setback, Aug. 22 at New York.

MINOR LEAGUE SUMMARY:

- In **2002**, started season at triple-A Salt Lake before moving into Angels starting rotation, June 30...Was 8-2 with 2.57 ERA (101.2 IP - 29 ER) in 16 starts at Salt Lake...Won final seven decisions (11 starts) at Salt Lake, posting a 2.14 ERA (71.1 IP - 17 ER) over that span...Was scheduled to participate in MLB Futures Game as part of 2002 All-Star Weekend in Milwaukee prior to second recall, June 28, replacing Al Levine (15-day DL) on roster...Rated as Angels' third best prospect in 2002 by *Baseball America* and Best Pitching Prospect of the Pacific Coast League.
- Overall in **2001**, compiled 12-11 record and 4.48 ERA (185 IP - 92 ER) with four complete games (including two shutouts) in 28 starts...Began third professional season in Anaheim organization at double-A Arkansas, posting 9-7 record with three complete games and 3.46 ERA (127.1 IP - 49 ER) in 18 starts...Allowed 106 hits and 29 walks with 94 strikeouts...Ranked fifth in Texas League in ERA and tied for second in complete games and shutouts (2)...Strikeouts total led Travelers...Longest outing was nine innings three times: April 17 at Wichita, May 14 vs. Tulsa and July 1 at Round Rock...Strikeout high was nine, April 17 at Wichita...Pitched shutouts, April 17 at Wichita (9 IP, 2 H, 3 BB, 9 SO) and July 1 at Round Rock (9 IP, 4 H, 0 BB, 8 a in Texas League mid-season All-Star Game...Pitched into seventh inning-or-later in 13 of 18 starts (8-4 record)...Promoted to triple-A Salt Lake, July 9...Posted 3-4 record with one complete game and 6.71 ERA (57.2 IP - 43 ER) in 10 starts...Pitched complete game victory, Aug. 25 vs. Omaha, allowing one run on four hits and one walk with five strikeouts...Strikeout high was eight, July 24 vs. Edmonton (7 IP)...Low-hit game was two, July 17 at Edmonton (6.1 IP).
- In **2000**, split time in second professional season between single-A Cedar Rapids, single-A Lake Elsinore and double-A Erie...Combined, posted 15-9 record with four complete games, one shutout and 3.15 ERA (188.1 IP - 66 ER) in 28 starts...Allowed 56 walks and struck out 138...Totals for games played, innings, strikeouts and wins represent career bests...Named Angels' Minor League Pitcher of Year...Began season at Cedar Rapids, posting 3-2 record and 2.08 ERA (30.1 IP - 7 ER) in five starts...Longest outing was 7.1 innings, April 22 vs. Clinton...Strikeout high was seven, April 11 at Clinton (Game 2), in five innings...Selected as Angels organization and Kernels Player of Month for April...Transferred to Lake Elsinore, May 1...Compiled 6-6 record with two complete games, one shutout and 3.40 ERA (100.2 IP - 38 ER) in 15 starts...Longest outing was nine innings, June 27 at High Desert (loss)...Second complete game was seven-inning shutout, May 13 at Mudville, in first game of doubleheader (3 H, 1 BB, 6 SO)...Recorded 10 strikeouts (8 IP), June 22 vs. Lancaster...Struck out nine batters twice: May 3 at Rancho Cucamonga (7.2 IP) and July 2 at Visalia (8 IP)...Registered five straight wins, May 13-June 14...Promoted to Erie, July 20...Posted 6-1 record with two complete games and 3.30 ERA (57.1 IP - 21 ER) in eight starts for SeaWolves...Struck out career-high 11 batters, Aug. 5 at Altoona...Threw complete game wins, Aug. 5 at Altoona (8 H, 1 R, 1 ER, 0 BB, 11 SO) and Aug. 31 at Harrisburg (5 H, 1 R, 1 ER, 0 BB, 8 K)...Picked up five straight wins, July 23-Aug. 20.
- In **1999**, began professional career at rookie-level Boise, posting 6-2 record with one complete game and 4.98 ERA (81.1 IP - 45 ER) in 15 starts...Ranked second in Northwest League in games started and walks (50), third in complete games and fourth in strikeouts (77)...Pitched nine-inning complete game, Aug. 9 vs. Spokane (6 H, 1 R, 0 ER, 1 BB, 7 SO)...Struck out season-high eight batters four times.

PERSONAL/MISC:

- John Derran Lackey.
- Graduated from Abilene (TX) High School in 1997...Played football, basketball and baseball (first base), earning two-time All-District first team honors...Named All-State as senior after hitting .541 with 21 RBI.
- Played one season (1998) at Univ. of Texas-Arlington, playing first base and pitching occasionally as reliever... Spent that summer learning to pitch in Kansas Jayhawk Summer League.
- Spent next season (1999) at Grayson County College in Denison, TX and was member of 1999 Junior College World Series championship team that went 50-13...Posted 10-3 record with 4.23 ERA with 88 strikeouts in 100 innings...As hitter, batted .428 with 15 home runs and 81 RBI...Collected eight hits in World Series, including two homers and seven RBI.
- Involved in Angels' youth baseball clinics, including speaking to Tustin Pony League participants...Represented Angels at Boys and Girls Clubs of Orange County Field of Dreams Luncheon... Recorded Memorial Care Public Service Announcement to encourage exercise for children.
- During the off-season, helps coach baseball at John Horn High in Mesquite, TX, where his father is head coach.
- Signed by Angels' scout Kris Kline.



2007 ANGELS

LACKEY'S LIFETIME PITCHING RECORD

Year	Club	W-L	ERA	G	GS	CG	GF	SHO	SV	IP	H	R	ER	HR	HB	BB	IBB	SO	WP	BK	BA
1999	— Boise	6-2	4.98	15	15	1	0	0	0	81.1	81	59	45	7	8	50	1	77	14	1	.264
2000	— Cedar Rapids	3-2	2.08	5	5	0	0	0	0	30.1	20	7	7	1	2	5	0	21	4	0	.185
	— Lake Elsinore	6-6	3.40	15	15	2*	0	1*	0	100.2	94	56	38	9	9	42	0	74	12	3	.249
	— Erie	6-1	3.30	8	8	2	0	0	0	57.1	58	23	21	6	1	9	0	43	0	0	.260
2001	— Arkansas	9-7	3.46	18	18	3	0	2	0	127.1	106	55	49	11	3	29	0	94	8	0	.227
	— Salt Lake	3-4	6.71	10	10	1	0	0	0	57.2	75	44	43	5	1	16	0	42	3	1	.322
2002	— Salt Lake	8-2	2.57	16	16	2	1	0	0	101.2	89	35	29	5	2	28	0	82	5	2	.235
	— Anaheim	9-4	3.66	18	18	1	0	0	0	108.1	113	52	44	10	4	33	0	69	7	2	.267
2003	— Anaheim	10-16	4.63	33	33	2	0	2*	0	204	223	117	105	31	10	66	4	151	11	1	.278
2004	— Anaheim	14-13	4.67	33	32	1	0	1	0	198.1	215	108	103	22	8	60	4	144	11	1	.278
2005	— LAA	14-5	3.44	33	33	1	0	0	0	209.0	208	85	80	13	11	71	3	199	18	0	.258
2006	— LAA	13-11	3.56	33	33	3	0	2*	0	217.2	203	98	86	14	9	72	4	190	16	0	.246
Major Totals		60-49	4.01	150	149	8	0	5	0	937.1	962	460	418	90	42	302	15	753	63	4	.265

* led or tied for league lead

2006

CAREER

2006

CAREER

	W-L	ERA	G	IP	ER	W-L	ERA	G	IP	ER		W-L	ERA	G	IP	ER		W-L	ERA	G	IP	ER
Angels	—	—	—	—	—	—	—	—	—	—	March	—	—	—	—	—	—	0-1-0	9.00	1	5.0	5
Baltimore	1-0-0	1.80	2	15.0	3	4-2-0	3.52	7	46.0	18	April	3-1-0	3.09	5	32.0	11	7-6-0	5.59	19	106.1	66	
Boston	1-0-0	4.50	1	6.0	3	1-4-0	5.86	9	50.2	33	May	0-2-0	3.57	6	40.1	16	7-9-0	4.13	24	154.2	71	
Chicago	0-1-0	3.38	1	8.0	3	3-3-0	4.26	8	50.2	24	June	2-2-0	3.21	5	33.2	12	8-7-0	3.45	23	143.1	55	
Cleveland	1-2-0	4.08	3	17.2	8	3-5-0	3.03	9	59.1	20	July	5-1-0	2.08	6	43.1	10	14-8-0	3.15	27	180.0	63	
Detroit	1-0-0	0.00	1	8.0	0	5-0-0	3.47	7	49.1	19	Aug.	1-3-0	6.55	6	34.1	25	11-10-0	4.84	28	174.2	94	
Kansas City	0-0-0	0.00	1	7.0	0	1-2-0	4.13	5	32.2	15	Sept.	2-2-0	3.18	5	34.0	12	13-8-0	3.32	28	173.1	64	
Minnesota	0-0-0	2.25	1	8.0	2	4-3-0	3.88	9	60.1	26	Oct.	—	—	—	—	—	—	—	—	—	—	
New York	0-1-0	4.85	2	13.0	7	3-6-0	5.76	10	59.1	38	Home	6-5-0	3.85	18	119.1	51	30-20-0	3.68	71	459.1	188	
Oakland	3-1-0	2.10	5	34.1	8	9-2-0	2.89	18	112.0	36	Road	7-6-0	3.20	15	98.1	35	30-29-0	4.33	79	478.0	230	
Seattle	1-2-0	8.44	5	26.2	25	6-8-0	4.86	18	107.1	58	Pre-ASG	7-5-0	2.88	18	121.2	39	28-26-0	4.13	77	479.1	220	
Tampa Bay	2-0-0	1.06	2	17.0	2	6-1-0	2.61	8	58.2	17	Post-ASG	6-6-0	4.41	15	96.0	47	32-23-0	3.89	73	458.0	198	
Texas	1-2-0	6.75	4	21.1	16	6-8-0	5.63	19	108.2	68	Starter	13-11-0	3.56	33	217.2	86	60-49-0	4.02	149	936.1	418	
Toronto	0-1-0	3.21	2	14.0	5	2-2-0	3.57	7	45.1	18	Reliever	—	—	—	—	0-0-0	0.00	1	1.0	0		
Arizona	—	—	—	—	—	—	—	—	—	—												
Atlanta	—	—	—	—	—	0-0-0	3.00	1	6.0	2												
Chicago	—	—	—	—	—	1-0-0	2.57	1	7.0	2												
Cincinnati	—	—	—	—	—	—	—	—	—	—												
Colorado	1-0-0	3.38	1	8.0	3	1-0-0	3.38	1	8.0	3												
Florida	—	—	—	—	—	0-0-0	1.35	1	6.2	1												
Houston	—	—	—	—	—	—	—	—	—	—												
Los Angeles	1-0-0	0.00	1	6.2	0	4-1-0	1.41	7	38.1	6												
Milwaukee	—	—	—	—	—	—	—	—	—	—												
New York	—	—	—	—	—	0-0-0	4.76	1	5.2	3												
Philadelphia	—	—	—	—	—	1-0-0	1.42	1	6.1	1												
Pittsburgh	—	—	—	—	—	0-1-0	7.50	1	6.0	5												
St. Louis	—	—	—	—	—	—	—	—	—	—												
San Diego	—	—	—	—	—	—	—	—	—	—												
San Francisco	0-1-0	1.29	1	7.0	1	0-1-0	1.29	1	7.0	1												
Washington	—	—	—	—	—	0-0-0	6.00	1	6.0	4												

CAREER PITCHING AT MAJOR LEAGUE PARKS

AL	W-L	ERA	G	IP	ER	NL	W-L	ERA	G	IP	ER
Angel Stadium	30-20-0	3.68	71	459.1	188	AT&T Park	0-1-0	1.29	1	7.0	1
Ameriquest Field	3-5-0	6.67	11	58.0	43	Dodger Stadium	0-1-0	3.97	3	11.1	5
Camden Yards	2-2-0	4.33	4	27.0	13	H. Bithorn Stadium, P.R.	0-0-0	6.00	1	6.0	4
Comerica Park	3-0-0	3.86	3	21.0	9	PNC Park	0-1-0	7.50	1	6.0	5
Fenway Park	1-2-0	7.11	5	25.1	20	Shea Stadium	0-0-0	4.76	1	5.2	3
Jacobs Field	2-2-0	0.99	4	27.1	3	Turner Field	0-0-0	3.00	1	6.0	2
Kauffman Stadium	0-0-0	5.40	1	6.2	4						
McAfee Coliseum	4-1-0	3.23	9	55.2	20						
Metrodome	3-1-0	3.58	5	32.2	13						
Rogers Centre	2-2-0	3.43	6	39.1	15						
Safeco Field	4-5-0	3.90	10	60.0	26						
Tropicana Field	2-1-0	4.87	3	20.1	11						
U.S. Cellular Field	2-2-0	5.16	5	29.2	17						
Yankee Stadium	2-3-0	4.36	5	33.0	16						



2007 ANGELS

DIVISION SERIES TOTALS

Year	Club, Opp.	W-L	ERA	G	GS	CG	SHO	SV	IP	H	R	ER	BB	SO
2002	Ana., NYY	0-0	0.00	1	0	0	0	0	3	3	0	0	1	3
2004	Ana., Bos.						DNP							
2005	LAA, NYY	0-0	2.38	2	2	0	0	0	11.1	7	3	3	9	9
Totals		0-0	1.88	3	2	0	0	0	14.1	10	3	3	10	12

LEAGUE CHAMPIONSHIP SERIES TOTALS

Year	Club, Opp.	W-L	ERA	G	GS	CG	SHO	SV	IP	H	R	ER	BB	SO
2002	Ana., Min.	1-0	0.00	1	1	0	0	0	7	3	0	0	0	7
2005	LAA, CWS	0-1	9.00	1	1	0	0	0	5	8	5	5	1	3
Totals		1-1	3.75	2	2	0	0	0	12	11	5	5	1	10

WORLD SERIES TOTALS

Year	Club, Opp.	W-L	ERA	G	GS	CG	SHO	SV	IP	H	R	ER	BB	SO
2002	Ana., SF	1-0	4.38	3	2	0	0	0	12.1	15	6	6	5	7

MAJOR LEAGUE HITTING TOTALS

AVG	AB	H	HR	RBI
.000	14	0	0	0

CAREER FIELDING

POS	PCT	G	PO	A	E	TC	DP
P	.964	150	47	112	6	165	6

LACKEY'S BESTS

	Season	Game
Wins	14 — 2005 & 2004	11 — vs. Oak., 9-28-06
ERA	3.44 — 2005	9 — 5 times, last, vs. T.B., 7-14-06
IP	209 — 2005	1 — at Oak., 7-7-06
SO	199 — 2005	4 — June 26-July 14, 2006 Aug. 31-Sept. 30, 2005 & July 17-Aug. 19, 2005
		Low-Hit
		Win Streak

ROAD RAGE

Most Road Wins Since 2004

137	Angels
136	Cardinals
133	Yankees
130	White Sox, Phillies



2007 ANGELS



JEFF MATHIS

OPENING DAY AGE: 24

BORN: March 31, 1983

BIRTHPLACE: Marianna, FL

RESIDES: Marianna, FL

ACQUIRED: Selected in first round (33rd overall pick) of 2001 draft

SIGNED THRU: 2007

M.L. SERVICE: 94 days



BATS: Right

THROWS: Right

HT.: 6-0

WT.: 200



2006 SEASON:

- Lone rookie on **Angels'** Opening Day roster...Made first major league start, April 5 at Seattle (1/4, 1 SO)...Struggled with Angels over first month, batting .103 (4/39) with one home run and two RBI in 12 games...Connected for first major league home run to tie game at 5-5 with two outs in 9th inning, April 14 at Baltimore...Was also first career RBI...Optioned to Salt Lake, May 3 and did not return to Angels until September...Recalled from **Salt Lake** Sept. 1 for second stint with Angels...Posted career-best three hits (including 2nd career HR) and three RBI in final game of season, 10/1 vs. Oak...Totaled 14 starts at catcher with Halos...Hit .289 (111/384) with 62 runs scored, 33 doubles, three triples, five home runs and 45 RBI in 99 games with Bees...He led Bees with 33 doubles...Named Angels' Organizational Defensive Player of the Year - his third such honor (also 2005 and 2003)...Named to triple-A All-Star Team and to PCL Post-Season All-Star Team.

MINOR LEAGUE SUMMARY:

- In **2005**, spent majority of season with triple-A **Salt Lake** and named Angels' Minor League Defensive Player of the Year for second time in three seasons (2003)...In first triple-A campaign, posted career-best 21 home runs and tied career-high with 73 RBI in 112 games with Stingers...Named to PCL's Post-Season All-Star Team and to *Baseball America's* 2005 Triple-A All-Star Team...Recalled from Salt Lake Aug. 12, and made Major League debut that night as PH at Seattle (SO)...Optioned back to Salt Lake Aug. 16 and returned to **Angels** Sept. 6...Collected first Major League hit with single off K. Yabu, Sept. 29 at Oakland...Appeared in five games with Angels finishing with .333 (1/3) average and one run scored...Selected as one of 24 players to represent the United States at the 2005 Olympic Qualifying Tournament in Phoenix, AZ (Nov. 15-19)...In his three games of the tournament, batted .500 (6/12) with two doubles and five RBI to be named to All-Tournament Team...U.S. finished 5-0 in tournament.
- In **2004**, finished fourth professional season with double-A **Arkansas**, batting .227 (90/432) with 24 doubles, three triples, 14 home runs and 55 RBI in 117 games with Travelers...Set career-highs in triples, walks (49) and strikeouts (102)...Named Organizational Defensive Player of Month for April and July...Named to MLB Futures Game (U.S. Team) and Texas League All-Star team.
- In **2003**, split time between single-A **Rancho Cucamonga** and **Arkansas**...Batted .323 (122/378) with 28 doubles, three triples 11 HR and 54 RBI in 97 games to start season with Quakes...Selected to *Baseball America* High Class A All-Star team and California League All-Star team...Named Organization Defensive Player of the Year...Also earned California League Player of the Week honors for May 19-25...In 24 games for Arkansas, posted .284 (27/95) average with 11 doubles, two home runs and 14 RBI.
- In **2002**, posted .287 (141/491) average with 41 doubles, three triples, 10 home runs and 73 RBI in 128 games with single-A **Cedar Rapids**...Doubles total ranked second in Midwest League...Named Organization Player of the Month for April...Participated in Midwest League All-Star game.
- In **2001**, started season with rookie-level **Angels**, batting .304 (7/23) with one double and three RBI in seven games...After promotion to rookie-level **Provo**, batted .299 (23/77) with six doubles, three triples and 18 RBI in 22 games...Named Organization Defensive Player of the Month for July.

PERSONAL/MISC:

- Jeffery Stephen Mathis.
- Recruited by Florida State University as a quarterback.
- Named as Angels' fourth best prospect for 2005 and 2006 by *Baseball America*.
- Attended Marianna High School (FL).
- Signed by Angels scout Tom Kotchman.



2007 ANGELS

MATHIS' LIFETIME PLAYING RECORD

Year	Club	AVG	G	AB	R	H	2B	3B	HR	RBI	SH	SF	HBP	BB	IBB	SO	SB	CS	GDP	SLG	OBP	E
2001	—Angels	.304	7	23	1	7	1	0	0	3	0	1	0	2	0	4	0	0	1	.348	.346	0
	Provo	.299	22	77	14	23	6	3	0	18	0	3	2	11	0	13	1	0	1	.455	.387	2
2002	—Cedar Rapids	.287	128	491	75	141	41	3	10	73	2	8	8	40	3	75	7	4	6	.444	.346	4
2003	—R. Cucamonga	.323	98	378	74	122	28	3	11	54	0	4	5	35	0	74	5	3	4	.500	.384	6
	Arkansas	.284	24	95	19	27	11	0	2	14	1	2	1	12	1	16	1	2	2	.463	.364	1
2004	—Arkansas	.227	117	432	57	98	24	3	14	55	4	4	5	49	1	102	2	1	5	.394	.310	14
2005	—Salt Lake	.276	112	427	78	118	26	3	21	73	5	4	1	42	1	85	4	3	7	.499	.340	9
	LAA	.333	5	3	1	1	0	0	0	0	0	0	0	0	1	0	0	0	0	.333	.333	0
2006	—LAA	.145	23	55	9	8	2	0	2	6	0	1	0	7	1	14	0	0	0	.291	.238	3
	Salt Lake	.289	99	384	62	111	33	3	5	45	0	5	2	26	0	75	3	1	6	.430	.333	6
Major League Totals		.155	28	58	10	9	2	0	2	6	0	1	0	7	1	15	0	0	0	.293	.242	3

2006

CAREER

	AVG	AB	H	HR	RBI	AVG	AB	H	HR	RBI
Angels										
Baltimore	.143	7	1	1	1	.143	7	1	1	1
Boston	—	—	—	—	—	—	—	—	—	—
Chicago	.000	4	0	0	0	.000	4	0	0	0
Cleveland	—	—	—	—	—	—	—	—	—	—
Detroit	.250	4	1	0	0	.250	4	1	0	0
Kansas City	—	—	—	—	—	—	—	—	—	—
Minnesota	.143	7	1	0	1	.143	7	1	0	1
New York	.250	4	1	0	0	.250	4	1	0	0
Oakland	.200	15	3	1	4	.250	16	4	1	4
Seattle	.250	4	1	0	0	.200	5	1	0	0
Tampa Bay	—	—	—	—	—	—	—	—	—	—
Texas	.000	10	0	0	0	.000	10	0	0	0
Toronto	—	—	—	—	—	.000	1	0	0	0
Arizona	—	—	—	—	—	—	—	—	—	—
Atlanta	—	—	—	—	—	—	—	—	—	—
Chicago	—	—	—	—	—	—	—	—	—	—
Cincinnati	—	—	—	—	—	—	—	—	—	—
Colorado	—	—	—	—	—	—	—	—	—	—
Florida	—	—	—	—	—	—	—	—	—	—
Houston	—	—	—	—	—	—	—	—	—	—
Los Angeles	—	—	—	—	—	—	—	—	—	—
Milwaukee	—	—	—	—	—	—	—	—	—	—
New York	—	—	—	—	—	—	—	—	—	—
Philadelphia	—	—	—	—	—	—	—	—	—	—
Pittsburgh	—	—	—	—	—	—	—	—	—	—
St. Louis	—	—	—	—	—	—	—	—	—	—
San Diego	—	—	—	—	—	—	—	—	—	—
San Francisco	—	—	—	—	—	—	—	—	—	—
Washington	—	—	—	—	—	—	—	—	—	—

2006

CAREER

	AVG	AB	H	HR	RBI	AVG	AB	H	HR	RBI
March										
April	.108	37	4	1	2	.108	37	4	1	2
May	.000	2	0	0	0	.000	2	0	0	0
June	—	—	—	—	—	—	—	—	—	—
July	—	—	—	—	—	—	—	—	—	—
Aug.	—	—	—	—	—	.000	2	0	0	0
Sept.	.091	11	1	0	1	.167	12	2	0	1
Oct.	.600	5	3	1	3	.600	5	3	1	3
Home	.129	31	4	1	4	.125	32	4	1	4
Road	.167	24	4	1	2	.192	26	5	1	2
Vs. LHP	.133	15	2	0	0	.133	15	2	0	0
Vs. RHP	.150	40	6	2	6	.163	43	7	2	6
Pre-ASG	.103	39	4	1	2	.103	39	4	1	2
Post-ASG	.250	16	4	1	4	.263	19	5	1	4
RISP	.158	19	3	1	5	.158	19	3	1	5
Bases Loaded	.000	0	0	0	0	.000	0	0	0	0
Pinch-hitting	.000	2	0	0	0	.000	3	0	0	0
DH	.000	1	0	0	0	.333	3	1	0	0

CAREER BATTING AT MAJOR LEAGUE PARKS

AL	AVG	AB	H	HR	RBI	NL	AVG	AB	H	HR	RBI
Ameritrust Field	.000	1	0	0	0						
Angel Stadium	.125	32	4	1	4						
Camden Yards	.143	7	1	1	1						
Comerica Park	1.000	1	1	0	0						
McAfee Coliseum	.200	5	1	0	0						
Metrodome	.143	7	1	0	1						
Safeco Field	.200	5	1	0	0						

CAREER FIELDING

POS	PCT	G	PO	A	E	TC	DP	PB
C	.971	23	96	6	3	105	1	1

MATHIS' BESTS

Season	Game
AVG .145 — 2006	H 3 — 10-1-06 vs. Oakland
H 8 — 2006	HR 1 — 10-1-06 vs. Oak. & 4-14-06 at Bal.
HR 2 — 2006	RBI 3 — 10-1-06 vs. Oakland
RBI 6 — 2006	Hit Streak 4 — April 4-9, 2006

2007 ANGELS



GARY MATTHEWS JR.

OPENING DAY AGE: 32 **BORN:** August 25, 1974
BIRTHPLACE: San Francisco, CA **RESIDES:** Houston, TX
CHILDREN: Gavin
ACQUIRED: Signed as Major League free agent, Nov. 22, 2006
SIGNED THRU: 2011 **M.L. SERVICE:** 6 yrs., 104 days

OF

BATS: Switch

THROWS: Right

HT: 6-3

WT: 225

241

2006 SEASON:

- With **Texas Rangers**, established career highs in nearly every offensive category, including batting average (.313), runs (102), hits (194), doubles (44), triples (6), home runs (19), RBI (79) and total bases (307)...Among American League leaders, ranked third in multi-hit games (65), sixth in hits and seventh in doubles...Led all Major League center fielders batting .316 (190/602)...Scored 102 runs breaking Rangers' record by a leadoff hitter (previously Oddibe McDowell, 101 runs in 1986)...Led all AL leadoff batters with 79 RBI, 4th-most of any leadoff hitter in the majors in '06 (Rollins, 82; Reyes, 81; Soriano, 81)...Selected to play in his first All-Star game and singled in his only at-bat...Hit for the cycle Sept. 13 at Detroit (went 4-4 with 3 runs and 3 RBI)...Became 3rd player in Rangers' history to hit for cycle and only 19th switch-hitter in Major League history...Was just 14th player in Major League history to record a cycle in natural order (1B, 2B, 3B, HR); singled in 1st inning, doubled in 2nd, tripled in 4th and hit a solo home run in 6th...Named American League Player of the Week for Sept. 11-17; batted .522 (12/23) with 2 doubles, one triple, 2 home runs, 7 runs scored, 7 RBI and 22 total bases...Switch-hitter batted .314 (7 HR) right-handed and .313 (12 HR) left-handed...Ranked 3rd in AL batting .398 (33-83) in "close and late" situations...Tied for lead among AL center fielders with 8 outfield assists (Torii Hunter)...Recorded career-high 13-game hitting streak (Sept. 5-19) and hit .482 (27/56) with 4 HRs, 17 runs and 9 RBI during streak...Hit a pair of grand slams, May 31 vs. Seattle (Gil Meche) and Aug. 1 at Minnesota (Scott Baker)...Hit a pair of leadoff homers, Aug. 31 vs. Baltimore and Sept. 19 vs. Seattle...Opened season on disabled list with a strained rib cage...Played in six games on a rehab assignment to triple-A Oklahoma and hit .429 (9/21) with two doubles and one RBI with RedHawks...Activated from DL on April 12, missing first 9 games of season...Did not record any at-bats in Spring Training due to injury.

CAREER HIGHLIGHTS:

- Selected as American League All-Star with Rangers in 2006...Joined his father, Gary Matthews Sr., as the 11th family in Major League history to have a father-son selected to play in an All-Star game...Hit for the cycle Sept. 13, 2006 at Detroit (went 4-4 with 3 runs and 3 RBI)...Became 3rd player in Rangers' history to hit for cycle and only 19th switch-hitter in Major League history...Was just 14th player in Major League history to record a cycle in natural order (1B, 2B, 3B, HR)...Named American League Player of the Week for Sept. 11-17, 2006; batted .522 (12-23) with 2 doubles, one triple, 2 home runs, 7 runs scored, 7 RBI and 22 total bases...Scored 102 runs in 2006 breaking Rangers' record by a leadoff hitter (previously Oddibe McDowell, 101 runs in 1986)...Made his major league debut with a start in right field on June 4, 1999 vs. Seattle...Scored his first big league run in that contest when he stole home in the 4th inning.

MAJOR LEAGUE SUMMARY:

- In **2005**, established then career highs in at-bats (475), runs (72), hits (121), triples (5), home runs (17) and RBI (55) in his second season with **Texas**...Started 122 games including a club-leading 95 in center field...Started each of last 84 games and 89 of 91 to end season...Had season-high 8-game hit streak from July 23-30...Recorded 3 extra base hits on 3 occasions this season, including back-to-back games on July 26-27 at Baltimore...Matched career-high with 3 runs scored on September 5 at Minnesota...Posted 3 or more hits on 10 occasions, including season-high 4 hits on May 8 vs. Cleveland...Voted as Rangers' July Player of the Month, batting .289 (28-97) with 8 doubles, 8 HR, 18 RBI and 17 runs scored...Switch-hitter batted .260 (88-339) with 7 HR and 35 RBI from the left side and .243 (33-136) with 10 HR and 20 RBI from the right side...Hit .219 (52-237) with 8 HR and 32 RBI in 65 home games and .290 (69-238) with 9 HR and 23 RBI in 66 road contests...Posted first career multi-HR game with 2 homers on July 27 at Baltimore, including game-winning 3-run blast in the 11th...Hit 5 HR in a 9-game span from June 29-July 9 and 6 HR in 8 games from July 26-Aug. 3...Homered in consecutive games on 4 occasions: July 2-3 at Seattle, July 26-27 at Baltimore, Aug. 2-3 vs. Tampa Bay and Aug. 20-21 at Tampa Bay...Hit first 2 career leadoff HR, on July 3 at Seattle and July 29 at Toronto...Matched career-high with 4 RBI on July 27 at Baltimore...Made Opening Day roster for 4th time in his career, first with Texas...Started season opener for 2nd time (also 2003 with Baltimore)...Recorded a .982 (6 E/330 TC) fielding percentage in 123 games in outfield...On disabled list from May 15-June 8 with a strained left hamstring.



2007 ANGELS

MATTHEWS

- In 2004, signed by **Texas** after season began and made 77 starts in the outfield and led Rangers' outfielders with 8 assists...Purchased from **Oklahoma** on May 25 along with Chad Allen when Kevin Mench and Brian Jordan were placed on the disabled list...Became regular after All-Star break, starting first 23 and 46 of first 49 games in the second half...Was slowed by a right calf injury in early Sept. and played just one of club's final 27 contests...Hit .289 (55-190) while batting left-handed and .244 (22-90) from the right side...Posted a .293 average (36-123) with 7 home runs in 36 games at Ameritrust Field...First home run with Rangers was tie-breaking shot to lead off 9th on June 2 at Cleveland, a 5-3 Texas victory...Had season-high 4 hits in Rangers' 18-inning win on June 24 vs. Seattle...Recorded season-high 4 RBI on Aug. 17 vs. Cleveland and had 3 RBI on 4 occasions...Homered in consecutive games July 19-20 vs. Chicago...Recorded career and team-high 8 outfield assists, including assists in consecutive games Sept. 1-2 at Minnesota...Signed by Texas to a minor league contract on April 7 after being released by Atlanta on March 31...Joined Oklahoma for doubleheader on April 10 at Omaha...Went 6-8 with 3 homers, 2 triples and 7 RBI over 2 games April 18-19 vs. Omaha...Finished Oklahoma stint with 10-game hit streak at 15-40 (.375) with 13 runs scored...Homered 5 times in last 12 games at triple-A...Had 36 RBI and 33 runs scored in 38 games for Oklahoma.
- In 2003, split season between **Baltimore** and **San Diego**, batting a combined .248 with 6 HR, 42 RBI and 12 SB in 144 games...Batted .284 from the right side and .265 from the left, with all 4 home runs coming from left side...Started season with Baltimore where he batted .204 with 12 doubles, 2 HR and 20 RBI in 41 games...Claimed off waivers by San Diego on May 23...Batted .271 with 4 HR, 22 RBI and team-high 12 stolen bases while playing all three outfield positions with Padres...Went 2-3 with a run scored in his San Diego debut on May 25 at Arizona...Registered 10-game hitting streak from May 30-June 8, batting .342 (13-38) with 8 runs scored and 7 RBI, raising average from .213 to .236...Hit first NL homer in final game of that stretch on June 8 vs. Minnesota...Failed to record a hit in consecutive starts just twice with San Diego.
- In 2002, acquired by **Baltimore** from the **New York Mets** in exchange for LHP John Bale on April 3 and appeared in 109 games for the Orioles...Improved his average 48 points over his .227 figure in 2001, the 9th-largest improvement among Major League hitters...Went 5-5 with a double, HR and 2 RBI on June 29 vs. Philadelphia...Hit a game-winning, 3-run homer in the 9th inning Aug. 2 at Toronto as the Orioles rallied from an 8-1 deficit to defeat the Blue Jays, 9-8...Batted .310 (85-274) in 81 games from May 3-Aug. 10, when his average reached .299...Placed on disabled list on Aug. 25 with tendonitis in his right wrist and did not start season's final 36 games after injury...Orioles went 4-32 in that time...For the year, O's went 45-43 in games which Matthews started and 22-52 in games he did not start...Started at all 3 outfield positions, playing 76 games in right field and 16 each in center field and left field.
- In 2001, began the year with the **Chicago Cubs** before being claimed off waivers by **Pittsburgh** on Aug. 10...Made 88 appearances (64 starts) in center field, 20 appearances (one start) in left and one appearance in right while playing for the Cubs...Homered in consecutive games, June 29-30...Had consecutive 3-hit games, July 5 and 6...Recorded 2 hits in the 5th inning on July 6 at Detroit...Joined Pittsburgh on Aug. 11 and started that night in center field vs. San Diego...Hit home runs in back-to-back games for the second time in season, Aug. 16 and 17...Made total of 40 starts in center field for Pirates.
- In 2000, traded to **Chicago Cubs** on March 23 from **San Diego Padres**...Began season **triple-A Iowa** before he was recalled by the Cubs on June 2...Hit his first ML home run on June 20, a pinch-hit solo shot, off Atlanta's Bruce Chen at Turner Field...Optioned back to Iowa on June 24 and recalled again on July 14 for duration of season...Had another pinch-hit home run, his 2nd career home run, on Aug. 25 (G2) off Los Angeles' Carlos Perez...Made 46 appearances (16 starts) in left field, 21 appearances (14 starts) in center field and one appearance in right field while playing with the Cubs...Hit a home run from each side of the plate with Iowa on April 22 vs. Colorado Springs...Had a 12-game hitting streak May 16-27, batting .458 (22-48) with 9 RBI and 7 multi-hit games during that stretch.
- In 1999, began season with triple-A **Las Vegas** of the Pacific Coast League before being recalled by **San Diego** on June 4...Optioned back to Las Vegas on June 18 and recalled again on Sept. 9...Made his major league debut with a start in right field on June 4 vs. Seattle...Scored his first big league run in that contest when he stole home in the 4th inning...Collected his first major league hit on June 6 off Seattle's Freddy Garcia...Made a total of 10 appearances (one start) in center field while playing with San Diego.

MINOR LEAGUE SUMMARY:

- In 1998, spent the campaign with double-A **Mobile** of the Southern League, playing only 72 games due to a strained right wrist...Injured his wrist while batting on April 25 and was out of action until July 4.
- In 1997, began the year with single-A **Rancho Cucamonga** of the California League...Promoted to **Mobile** on June 18...On Mobile's disabled list from June 30-July 9 and again from Aug. 19-Sept. 15 with a sprained left wrist.
- In 1996, ranked 2nd in the California League in triples (11).

PERSONAL/MISC:

- Gary Nathaniel Matthews Jr.
- Originally signed by Padres' scout Gary Roenicke, brother of Angels' bench coach Ron Roenicke.
- Graduated from Granada Hills High School in Canoga Park, CA in 1992.
- Played baseball for two years at Mission College in Sylmar, CA earning All-Conference honors both years, as well as All-State and Junior College All-America honors his sophomore year.
- His father, Gary Matthews Sr., played 16 years in the majors and batted .281 with 234 home runs for the Giants, Braves, Phillies, Cubs and Mariners.



2007 ANGELS

MATTHEWS' LIFETIME PLAYING RECORD

Year	Club	AVG	G	AB	R	H	2B	3B	HR	RBI	SH	SF	HBP	BB	IBB	SO	SB	CS	GDP	SLG	OBP	E
1994	Spokane	.209	52	191	23	40	6	1	0	18	0	1	2	19	1	58	3	5	4	.251	.286	4
1995	Clinton	.238	128	421	57	100	18	4	2	40	3	3	6	68	1	109	28	8	8	.314	.349	9
1996	Cucamonga	.271	123	435	65	118	21	11	7	54	4	2	6	60	1	102	7	8	11	.418	.366	16
1997	Cucamonga	.302	69	268	66	81	15	4	8	40	0	0	3	49	2	57	10	4	4	.478	.416	5
	Mobile	.244	28	90	14	22	4	1	2	12	0	2	1	15	1	29	3	1	1	.378	.352	2
1998	Mobile	.307	72	254	62	78	15	4	7	51	0	3	1	55	2	50	11	1	6	.480	.428	1
1999	Las Vegas	.256	121	422	57	108	22	3	9	52	0	4	7	58	0	104	17	6	13	.386	.352	7
	San Diego	.222	23	36	4	8	0	0	0	7	0	0	0	9	0	9	2	0	1	.222	.378	0
2000	Iowa	.242	60	211	27	51	11	3	5	22	0	1	0	18	3	41	6	1	4	.393	.300	4
	Chicago (NL)	.190	80	158	24	30	1	2	4	14	1	0	1	15	1	28	3	0	2	.297	.264	2
2001	Chicago (NL)	.217	106	258	41	56	9	1	9	30	5	0	1	38	2	55	5	3	4	.364	.320	4
	Pittsburgh	.245	46	147	22	36	6	1	5	14	0	1	0	22	0	45	3	2	4	.401	.341	3
2002	New York (NL)	.000	2	1	0	0	0	0	0	0	0	0	0	0	0	0	0	0	0	.000	.000	0
	Baltimore	.276	109	344	54	95	25	3	7	38	5	4	1	43	1	69	15	5	4	.427	.355	6
2003	Baltimore	.204	41	162	21	33	12	1	2	20	0	0	1	9	0	29	0	3	4	.327	.250	0
	San Diego	.271	103	306	50	83	19	1	4	22	0	0	1	34	0	66	12	5	4	.379	.346	1
2004	Oklahoma	.324	38	145	33	47	9	4	9	36	0	3	0	23	1	29	4	1	1	.508	.349	0
	Texas	.275	87	280	37	77	17	1	11	36	0	3	1	33	5	64	5	1	1	.461	.350	2
2005	Texas	.255	128	475	72	121	25	5	17	55	1	3	0	47	1	90	9	2	11	.436	.320	6
	Frisco (1)	.400	1	5	0	2	0	0	0	1	0	0	0	0	1	0	0	0	0	.400	.400	1
2006	Oklahoma (1)	.429	6	21	10	9	2	0	0	1	0	0	1	4	1	0	2	0	0	.524	.538	0
	Texas	.313	147	620	102	194	44	6	19	79	0	8	4	58	5	99	10	7	8	.495	.371	7
AL Totals		.276	515	1881	286	520	123	16	56	228	6	18	7	190	12	351	39	18	28	.448	.342	21
NL Totals		.235	360	906	141	213	35	5	22	87	6	1	3	118	3	203	25	10	15	.358	.325	10
Major Totals		.263	875	2787	427	733	158	21	78	315	12	19	10	308	15	554	64	28	43	.419	.336	31

(1) rehab assignment.

Selected by San Diego in 13th round of 1993 June draft...Signed on May 25, 1994.
 Acquired by Chicago (NL) from San Diego for RHP Rodney Myers on March 23, 2000.
 Claimed on waivers by Pittsburgh from Chicago (NL) on Aug. 10, 2001.
 Acquired by New York (NL) from Pittsburgh for cash considerations on Dec. 28, 2001.
 Acquired by Baltimore from New York (NL) for LHP John Bale on April 3, 2002.
 Claimed on waivers by San Diego from Baltimore on May 23, 2003.
 Claimed on waivers by Atlanta from San Diego on Nov. 23, 2004.
 Released by Atlanta on May 31, 2004.
 Signed by Texas on April 7, 2004.

Disabling Injuries: 2006 — Strained rib cage; disabled April 1-12.
 2005 — Strained left hamstring; disabled May 15 - June 8.
 2002 — Right wrist tendonitis; disabled August 25 - September 11.

	2006					CAREER					2006					CAREER					
	AVG	AB	H	HR	RBI	AVG	AB	H	HR	RBI	AVG	AB	H	HR	RBI	AVG	AB	H	HR	RBI	
Angels	.271	70	19	1	7	.230	165	38	3	19	March	-	-	-	-	.286	7	2	0	1	
Baltimore	.406	32	13	1	1	.333	96	32	5	11	April	.269	67	18	2	10	.221	317	70	5	35
Boston	.333	27	9	0	6	.261	119	31	1	15	May	.333	105	35	3	14	.283	350	99	8	37
Chicago	.424	33	14	1	3	.256	133	34	5	13	June	.353	116	41	3	17	.285	526	150	16	67
Cleveland	.297	37	11	1	7	.307	137	42	4	23	July	.298	104	31	2	9	.267	535	143	19	58
Detroit	.375	24	9	1	5	.252	115	29	3	15	Aug.	.265	117	31	5	16	.252	604	152	21	69
Kansas City	.310	29	9	0	5	.188	101	19	0	11	Sept.	.342	111	38	4	13	.255	415	106	8	39
Minnesota	.333	33	11	3	9	.320	125	40	6	19	Oct.	-	-	-	-	.333	33	11	1	9	
New York	.267	45	12	1	3	.281	121	34	2	9	Home	.324	293	95	11	35	.255	1352	345	41	154
Oakland	.247	77	19	2	4	.249	193	48	2	13	Road	.303	327	99	8	44	.270	1435	388	37	161
Seattle	.373	75	28	6	15	.315	200	63	9	26	Vs. LHP	.314	137	43	7	19	.257	766	197	30	90
Tampa Bay	.152	33	5	0	2	.229	166	38	7	18	Vs. RHP	.313	483	151	12	60	.265	2021	536	48	225
Texas	-	-	-	-	-	.308	13	4	0	0	Pre-ASG	.328	323	106	10	47	.272	1383	376	38	164
Toronto	.285	28	8	0	2	.296	108	32	3	14	Post-ASG	.296	297	88	9	32	.254	1404	357	40	151
Arizona	.429	14	6	1	2	.316	133	42	3	19	RISP	.302	106	32	4	59	.251	594	149	18	231
Atlanta	-	-	-	-	-	.368	19	7	2	5	Bases Loaded	.364	11	4	2	17	.268	56	15	2	49
Chicago	-	-	-	-	-	.174	23	4	2	4	Pinch-hitting	.000	2	0	0	0	.232	82	19	3	15
Cincinnati	-	-	-	-	-	.266	79	21	3	7	DH	.500	4	2	0	0	.462	13	6	0	3
Colorado	.154	13	2	1	2	.214	70	15	1	5											
Florida	-	-	-	-	-	.200	25	5	0	0											
Houston	.538	26	14	0	3	.324	111	36	3	12											
Los Angeles	-	-	-	-	-	.269	52	14	2	4											
Milwaukee	-	-	-	-	-	.175	63	11	0	1											
New York	-	-	-	-	-	.255	47	12	2	6											
Philadelphia	-	-	-	-	-	.286	63	18	1	4											
Pittsburgh	-	-	-	-	-	.283	46	13	3	12											
St. Louis	-	-	-	-	-	.233	86	20	3	10											
San Diego	.273	11	3	0	2	.138	65	9	1	7											
San Francisco	.154	13	2	0	1	.207	82	17	1	7											
Washington	-	-	-	-	-	.161	31	5	1	6											



2007 ANGELS

CAREER BATTING AT MAJOR LEAGUE PARKS

AL	AVG	AB	H	HR	RBI	NL	AVG	AB	H	HR	RBI
Ameritrust Field	.281	666	187	26	88	Astrodome	.000	2	0	0	0
Angel Stadium	.239	92	22	1	10	AT&T Park	.197	61	12	1	6
Camden Yards	.269	305	82	11	33	Busch Stadium	.222	45	10	2	6
Comerica Park	.323	65	21	1	10	Chase Field	.333	69	23	2	12
Fenway Park	.320	75	24	0	12	Cinergy Field	.289	38	11	2	4
Jacobs Field	.279	68	19	3	11	Citizens Bank Park	.500	2	1	0	0
Kauffman Stadium	.177	62	11	0	9	Coors Field	.209	43	9	1	4
McAfee Coliseum	.265	98	26	1	8	County Stadium	.000	3	0	0	0
Metrodome	.306	49	15	2	6	Dodger Stadium	.222	27	6	0	1
Rogers Centre	.327	52	17	2	9	Dolphin Stadium	.200	25	5	0	0
Safeco Field	.302	86	26	4	7	Great American Ballpark	.000	5	0	0	0
Tropicana Field	.231	78	18	2	6	Miller Park	.174	23	4	0	1
U.S. Cellular Field	.227	66	15	0	3	Minute Maid Park	.393	61	24	3	10
Yankee Stadium	.309	68	21	1	6	Olympic Stadium	.111	9	1	0	1
						PNC Park	.194	103	20	4	9
						Qualcomm Stadium	.257	183	47	1	15
						Shea Stadium	.286	21	6	2	4
						Three Rivers Stadium	.400	5	2	0	2
						Turner Field	.375	8	3	2	2
						Veterans Stadium	.240	25	6	0	1
						Wrigley Field	.196	199	39	4	19

CAREER MULTIPLE-HOME RUN GAMES (1)

July 27, 2005 at Baltimore

CAREER GRAND SLAMS (2)

May 31, 2006 vs. Seattle

August 1, 2006 at Minnesota

ALL-STAR GAME RECORD

Year	Club	Site	AVG	G	AB	R	H	2B	3B	HR	RBI	SH	SF	HBP	BB	IBB	SO	SB	CS	GDP	SLG	OBF	E
2006	AL	Pitt.	1.000	1	1	0	1	0	0	0	0	0	0	0	0	0	0	0	0	0	1.000	1.000	

CAREER FIELDING

POS	PCT	G	PO	A	E	TC	DP
OF	.982	807	1645	40	31	1645	9

MATTHEWS' BESTS

	Season	Game	
AVG	.313 — 2006	5 — 6-29-02 vs. Philadelphia	
H	194 — 2006	2 — 7-27-05 at Baltimore	
HR	19 — 2006	RBI	4 — four times, last, 8-1-06 at Minnesota
RBI	79 — 2006	SB	2 — 8-11-05 at NYY
SB	15 — 2002	Hit Streak	13 — September 5-19, 2006

2007 ANGELS



DALLAS McPHERSON

OPENING DAY AGE: 26 **BORN:** July 23, 1980
BIRTHPLACE: Greensboro, NC **RESIDES:** Chandler, AZ
MARRIED: Jennifer Penn, Dec. 18, 2004
ACQUIRED: Selected in 2nd round of 2001 free agent draft
SIGNED THRU: 2007 **M.L. SERVICE:** 1 yr, 164 days

INF

BATS: Left

THROWS: Right

HT.: 6-4

WT.: 230

8

2006 SEASON:

- Opened season at triple-A **Salt Lake** before recall to **Angels** on May 9 and made first career start at first base that night at Chicago White Sox...Connected for three home runs in span of six days, May 20-26...Connected for first career inside the park HR in 6th inning, June 17 vs. San Diego – 23rd ITP HR in club history and one of club-record three ITP home runs by Angels in 2006 (also Guerrero & Figgins)...Connected for second career pinch-hit HR June 4 at Cleveland...Batted .319 (15/47) with three home runs and seven RBI in 18 games in June before being placed on disabled list June 24 (retroactive to June 22) due to lower back spasms...Began rehab assignment at Salt Lake July 13 and batted .250 (52/208) with 35 runs scored, 11 doubles, five triples, 17 home runs and 45 RBI in 56 games for Salt Lake...Led Bees in HR...Hit .222 (4/18) in four playoff games (2 HR, 4 RBI)...Recalled by Angels on Sept. 11...Homered on final game of season and finished campaign batting .261 (30/115) with seven home runs and 13 RBI in 40 games with Angels... Underwent back surgery on Jan. 22, 2007 to have a central disk herniation removed and some of the spurring shaved down...Procedure was performed by Orthopedic Spine Surgeon Dr. Andrew Dossett at the Carrell Memorial Clinic in Dallas, TX.

MAJOR LEAGUE SUMMARY:

- In 2005, An injury-plagued season limited him to 61 games with **Angels**...Missed most of Spring Training due to back spasms and opened season at triple-A **Salt Lake**...Batted .308 (12/39; 3 HR, 14 RBI) in 10 rehab games with Stingers...Recalled from Salt Lake, April 18...In 61 games with Angels, hit .244 (50/205) with eight home runs and 22 RBI...Six of eight HRs came at Angel Stadium...Tallied seven HR and 23 RBI in last 31 games (1 HR, 3 RBI in first 30 games)...18 of last 31 hits were for extra-bases...Hit game-tying, pinch-hit 2-run HR with two-out in 9th inn. 6/29 at Tex...Homered in three straight games, 5/26-28, second Angel to do so in 2005 (Guerrero)...Hit in career-best eight consecutive games, May 25-June 1...First career walk-off HR in 10th inn., 5/27 vs. KC...Placed on 15-day DL July 8 with left hip inflammation...Had rehab stint at single-A **Rancho Cucamonga** (Aug. 3-7), hitting .438 (7/16; 2 HR, 5 RBI) before opting for surgery...Underwent arthroscopic surgery on impingement in his left hip, Aug. 30 in Nashville, Tennessee with Dr. Thomas Byrd, the Tennessee Titans' team physician.
- In 2004, split season between double-A **Arkansas** and triple-A **Salt Lake**...Named *Sporting News'* Minor League Player of the Year and earned the J. G. Taylor Spink Award as the Topps/Minor League Player of the Year...Also named Angels' Organizational Player of the Year...Combined to hit .317 (165/521) with 36 doubles, 14 triples, 40 home runs and 126 RBI in 135 games between double-A Arkansas and triple-A Salt Lake...Joined **Angels** as Sept. call-up, Sept. 6...Made ML debut, Sept. 10 vs. White Sox as PR in seventh inning (1 R)...Made first ML plate appearance as PH, Sept. 11 (SO) vs. White Sox...Made first ML start, Sept. 20 vs. Seattle at third base (3/3, 1 2B, 1 RBI, 1 BB)...Double in second inning marked first ML hit...Connected for first ML home run, Sept. 22 vs. Seattle (3-runs off Gil Meche)...Made 11 starts with Angels at third base and did not commit an error...Began season at Arkansas, where he hit .321 (84/262) with 53 runs scored, 17 doubles, six triples, 20 home runs and 69 RBI in 68 games...Named to Texas League All-Star Team, Texas League Player of the Week (twice) and Player of the Month (twice – May & June)...Participated in ML Futures Game in Houston during All-Star break...Promoted to Salt Lake, June 22, where he batted .313 (81/259) with 54 runs, 19 doubles, eight triples, 20 home runs and 57 RBI in 67 games.

POST-SEASON EXPERIENCE:

- In 2004, made post-season debut in ALDS vs. Boston, appearing in all three games...Started Games 1 and 2 at third base...Posted RBI single off Pedro Martinez in Game 2 to tie contest at 1-1 in 2nd inning.

MINOR LEAGUE SUMMARY:

- In 2003, posted .310 average (122/394) with 30 doubles, seven triples, 23 home runs and 86 RBI between single-A **Rancho Cucamonga** and double-A **Arkansas** while earning Angels' Organizational Co-Player of the Year award...Set career-highs in doubles, triples, total bases (235) and home runs...Began third professional season at Rancho Cucamonga, batting .308 (90/292) with 21 doubles, six triples, 18 home runs and 59 RBI in 77 games...Led Quakes in home runs and walks, while his .596 combined slugging percentage ranked third-highest among all minor leaguers...Homered in five-straight games (July 14-18) and 11 of 18 contests from July 8-24...



2007 ANGELS

Was named by *Baseball America* as California High Class A All-Star and earned California League All-Star honors at third base...Tabbed by *Topps* as California League Player of the Month and earned Angels' Organizational Player of the Month for July...Named California Player of the Week, July 14-20, batting .652 (15/23) with three doubles, one triple, six home runs and 10 RBI...Collected at least one hit in 59 of 77 games while collecting 27 multi-hit efforts (24 two-hit; 2 three-hit; 1 four-hit)...Longest hit-streak was 13 games (May 18-June 1)...Also had 12- (Aug. 10-22) and 11- (July 14-24) game hit-streaks...Made first appearance with Arkansas, July 31... Batted .314 (32-102) in 28 games for Travelers...Was named Texas League Player of the Week, Aug. 11-18, where he batted .452 (14/31) with one double, five home runs and 19 RBI...Posted season-high three home runs and eight RBI, Aug. 11 vs. El Paso (4/5, 3 R)...Was ranked as second best prospect at third base by *Baseball America*... Hit a towering HR off Randy Johnson who was on a rehab assignment with Lancaster, July 16.

- In 2002, spent second professional season with single-A **Cedar Rapids**, batting .277 (138/499) with 24 doubles, three triples, 15 home runs and 88 RBI...Led *Kernels* in home runs and RBI...Ranked first in Midwest League in walks (78) and fifth in strikeouts (128)...Earned position on Midwest League All-Star team...Named Midwest Player of the Week, Aug. 5-11.
- In 2001, played 31 games for rookie-level **Provo**, posting .395 average (49-124) with 11 doubles, five home runs and 29 RBI...Earned Pioneer Player of the Week honors, July 16-22...Named Organizational Player of the Month for July.

PERSONAL/MISC:

- Dallas Lyle McPherson.
- Named *Sporting News'* Minor League Player of Year in 2004.
- Ranked as Angels' third best prospect by *Baseball America* for 2004 and second best prospect for 2005.
- Attended The Citadel (SC).
- Signed by Angels' scout Marc Russo.

MCPHERSON'S LIFETIME PLAYING RECORD

Year	Club	AVG	G	AB	R	H	2B	3B	HR	RBI	SH	SF	HBP	BB	IBB	SO	SB	CS	GDP	SLG	OBP	E
2001	— Provo	.395	31	124	30	49	11	0	5	29	0	0	0	12	0	22	1	0	2	.605	.449	11
2002	— Cedar Rapids	.277	132	499	71	138	24	3	15	88	0	2	7	78	3	128	30	6	9	.427	.381	31
2003	— R. Cucamonga	.308	77	292	65	90	21	6	18	59	0	0	6	41	2	79	12	6	4	.606	.404	14
	Arkansas	.314	28	102	22	32	9	1	5	27	0	0	1	19	4	25	4	0	4	.569	.426	2
2004	— Arkansas	.321	68	262	53	84	17	6	20	69	0	2	4	34	5	74	6	5	2	.660	.404	12
	Salt Lake	.313	67	259	54	81	19	8	20	57	0	1	1	21	4	95	6	3	5	.680	.370	17
	Anaheim	.225	16	40	5	9	1	0	3	6	0	0	0	3	0	17	1	0	0	.475	.279	0
2005	— Salt Lake	.278	14	54	8	15	1	2	6	19	0	2	0	7	0	20	1	2	1	.704	.329	2
	LAA	.244	61	205	29	50	14	2	8	26	0	0	1	14	0	64	3	3	5	.449	.295	7
	R. Cucamonga (1)	.438	5	16	3	7	2	0	2	5	0	0	1	3	2	4	1	1	0	.938	.550	1
2006	— Salt Lake (1)	.250	56	208	35	52	11	5	17	45	0	4	4	15	0	88	3	1	0	.596	.307	7
	LAA	.261	40	115	16	30	4	0	7	13	0	0	0	6	0	40	1	0	3	.478	.298	3
Major Totals		.247	117	360	50	89	19	2	18	45	0	0	1	23	0	121	5	3	8	.461	.294	10

(1) rehab assignment

Disabling Injuries: 2006 — Lower back spasms, disabled June 24 (retro to June 22)- Sept. 1.
2005 — Left hip inflammation (surgery), disabled July 8 - end of season.



2007 ANGELS

	2006					CAREER					2006					CAREER					
	AVG	AB	H	HR	RBI	AVG	AB	H	HR	RBI	AVG	AB	H	HR	RBI	AVG	AB	H	HR	RBI	
Angels	—	—	—	—	—	—	—	—	—	—	—	—	—	—	—	—	—	—	—	—	—
Baltimore	.111	9	1	1	1	.111	9	1	1	1	—	—	—	—	—	.211	38	8	0	1	
Boston	—	—	—	—	—	.167	12	2	0	0	—	—	—	—	—	.243	140	34	7	13	
Chicago	.000	3	0	0	0	.233	30	7	2	5	—	—	—	—	—	.276	116	32	7	23	
Cleveland	.333	6	2	2	3	.259	27	7	2	3	—	—	—	—	—	.250	20	5	0	1	
Detroit	—	—	—	—	—	.250	12	3	1	1	—	—	—	—	—	—	—	—	—	—	
Kansas City	.429	7	3	0	2	.393	28	11	2	7	—	—	—	—	—	.231	39	9	3	6	
Minnesota	.200	10	2	0	0	.185	27	5	0	0	—	—	—	—	—	.143	7	1	1	1	
New York	—	—	—	—	—	.364	11	4	0	0	—	—	—	—	—	.231	186	43	11	26	
Oakland	.200	5	1	1	1	.185	27	5	2	3	—	—	—	—	—	.264	174	46	7	19	
Seattle	.235	17	4	0	0	.213	47	10	1	5	—	—	—	—	—	.183	71	13	2	5	
Tampa Bay	.556	9	5	0	0	.556	9	5	0	0	—	—	—	—	—	.265	102	27	5	11	
Texas	.286	14	4	1	2	.297	37	11	3	8	—	—	—	—	—	.252	314	79	14	38	
Toronto	.125	8	1	0	0	.125	8	1	0	0	—	—	—	—	—	.217	46	10	4	7	
Arizona	—	—	—	—	—	—	—	—	—	—	—	—	—	—	—	.261	23	6	2	6	
Atlanta	—	—	—	—	—	.444	9	4	0	3	—	—	—	—	—	.292	89	26	6	30	
Chicago	—	—	—	—	—	—	—	—	—	—	—	—	—	—	—	.000	1	0	0	0	
Cincinnati	—	—	—	—	—	—	—	—	—	—	—	—	—	—	—	.333	3	1	0	1	
Colorado	—	—	—	—	—	—	—	—	—	—	—	—	—	—	—	.429	7	3	1	1	
Florida	—	—	—	—	—	.000	5	0	0	0	—	—	—	—	—	1,000	2	2	1	1	
Houston	—	—	—	—	—	—	—	—	—	—	—	—	—	—	—	—	—	—	—	—	
Los Angeles	.273	11	3	1	2	.227	22	5	2	5	—	—	—	—	—	—	—	—	—	—	
Milwaukee	—	—	—	—	—	—	—	—	—	—	—	—	—	—	—	—	—	—	—	—	
New York	—	—	—	—	—	.167	12	2	0	1	—	—	—	—	—	—	—	—	—	—	
Philadelphia	—	—	—	—	—	—	—	—	—	—	—	—	—	—	—	—	—	—	—	—	
Pittsburgh	—	—	—	—	—	—	—	—	—	—	—	—	—	—	—	—	—	—	—	—	
St. Louis	—	—	—	—	—	—	—	—	—	—	—	—	—	—	—	—	—	—	—	—	
San Diego	.273	11	3	1	2	.273	11	3	1	2	—	—	—	—	—	—	—	—	—	—	
San Francisco	.200	5	1	0	0	.200	5	1	0	0	—	—	—	—	—	—	—	—	—	—	
Washington	—	—	—	—	—	.167	12	2	1	1	—	—	—	—	—	—	—	—	—	—	

CAREER BATTING AT MAJOR LEAGUE PARKS

AL	AVG	AB	H	HR	RBI	NL	AVG	AB	H	HR	RBI
Ameritrust Field	.276	29	8	3	5	AT&T Park	.200	5	1	0	0
Angel Stadium	.231	186	43	11	26	Dodger Stadium	.250	16	4	1	2
Comerica Park	.250	8	2	0	0	Shea Stadium	.167	12	2	0	1
Fenway Park	.167	12	2	0	0	Turner Field	.444	9	4	0	3
Jacobs Field	.286	14	4	2	3						
Kauffman Stadium	.333	9	3	0	1						
McAfee Coliseum	.000	4	0	0	0						
Metrodome	.100	10	1	0	0						
Safeco Field	.182	11	2	0	1						
Tropicana Field	.556	9	5	0	0						
U.S. Cellular Field	.267	15	4	1	3						
Yankee Stadium	.364	11	4	0	0						

DIVISION SERIES TOTALS

Year	Club, Opp	AVG	G	AB	R	H	2B	3B	HR	RBI	SH	SF	HBP	BB	IBB	SO	SB	CS	GDP	SLG	OBP	E
2004—Ana., Bos.		.111	3	9	0	1	0	0	0	1	0	0	0	0	0	4	0	0	0	.111	.111	0

CAREER FIELDING

POS	PCT	G	PO	A	E	TC	DP
1B	1.000	6	32	0	0	32	5
3B	.955	105	54	157	10	221	19

MCPHERSON'S BESTS

	Season	Game	
AVG.	.261 — 2006	3 — 3 times; last, 6-12-06 vs. KC	
H	50 — 2005	1 — 18 times; last, 10-1-06 vs. Oak.	
HR	8 — 2005	RBI	3 — 3 times; last, 6-24-05 vs. LAD
RBI	26 — 2005	SB	1 — 5 times; last, 6-2-06 at Clev.
SB	3 — 2005	Hit Streak	8 — May 25-June 1, 2005



2007 ANGELS



JOSE MOLINA

OPENING DAY AGE: 31 BORN: June 3, 1975
 BIRTHPLACE: Bayamon, PR RESIDES: Mantarray Dorado, PR
 MARRIED: Yalicia Camacho, Dec. 20, 1997
 ACQUIRED: Signed as minor league free agent, Jan. 10, 2001
 SIGNED THRU: 2007 M.L. SERVICE: 5 yrs., 26 days



BATS: Right

THROWS: Right

HT.: 6-2

WT.: 245

28

2006 SEASON:

- Spent sixth season with **Angels** and made second consecutive Opening Day start...Appeared in career-high 78 games and made 71 starts behind the plate...Established career bests with 54 hits and 17 doubles...Connected for four home runs, all on the road...Threw out 41% (19/46) of basestealers...Also logged five pickoffs... Committed career-high eight errors and allowed five passed balls...Struggled at the plate over first two months of season, hitting .181 (17/94) with one home run and seven RBI...From June until end of season, posted .282 (37/131) clip with three home runs and 13 RBI...Had career-best 12-game hit streak July 22- Aug. 15...Signed two-year contract in off-season (Jan. 16).

CAREER HIGHLIGHTS:

- On July 31, 2005 at NYY, he and brother Bengie became just 8th pair of brothers on same team to homer in same game, first since Jason and Jeremy Giambi of Oakland, Aug. 11, 2001 vs. NYY (both homered off Randy Johnson...Made first Opening Day start in 2004 connecting for HR at Seattle...In 2004, threw out 19 of 42 base stealers (45%), tops among AL catchers (min. of 40 attempts) and led AL catchers with five pickoffs...In 2004, he and Bengie became first brothers to hit grand slams in same season since Marcus and Brian Giles in 2001 - 11th time overall brothers accomplished feat in a season...In Game 1 of 2002 World Series, he and Bengie became 4th set of brothers to appear on same team in same World Series game - last set being Felipe and Matty Alou with SF in 1962...Are second pair of brothers to appear with Angels (also Stew and Stan Cibleurn in 1980s)...Contract selected by Angels, May 5, 2001 when brother Bengie was placed on 15-day DL...Move was second ever involving brothers (Bret & Aaron Boone, Cincinnati, 1997).

POST-SEASON EXPERIENCE:

- In 2005, made third post-season appearance with **Angels**...Tallied RBI single in only at-bat of Division Series in Game 3 at Yankee Stadium...Started Game 2 of ALCS vs. CWS, going 1-for-3 in the loss...In 2004, appeared in Games 2 & 3 of ALDS vs. Boston...Made series debut as starting catcher in Game 2, going 1-for-2 with a run...Entered Game 3 in 7th inning as pinch-hitter (0/1, 1 R, 2 BB)...In 2002, made first career post-season appearance as catcher in Game 1 of ALCS vs. Minnesota (8th inn.)...Did not appear in Division Series vs. New York...Appeared as defensive replacement in three World Series games, recording a sacrifice bunt in his lone plate appearance in Game 6.

MAJOR LEAGUE SUMMARY:

- In 2005, spent fifth season with **Angels** as reserve catcher...Registered career-best six HRs and tied career-high with 25 RBI...Pinch-hit, 2-RBI single in 7th inning, Sept. 21 vs. Texas, proved to be game-winner during pennant chase...Made 55 starts (53 as C, 1 DH, 1 1B)...Hit .271 (23/85) at home, .192 (19/99) on road...Hit .306 (19/62) vs. LHP with five of six HRs...Homered off Randy Johnson July 31 at NYY in first career start at 1B...Threw out 49% of basestealers (18 of 37), tops in AL (min. 30 attempts)...In 2004, threw out 19 of 42 base stealers (45%), tops in AL (min. of 40 attempts)...Tallied three pickoffs - led AL catchers with five pickoffs in 2004 (just 56 starts)...Connected for first HR, May 1 at Min. (solo off Johan Santana) - 2-1 win snapped 17-game win streak for Santana...Hit .500 (4/8) with bases loaded (9 RBI)...Best months came in May (.304, 14/46, 3 HR, 8 RBI) and Sept. (.304, 7/23, 1 HR, 6 RBI)...Played with Ponce in Puerto Rican winter league...Signed a two-year deal through 2007, Jan. 16, 2006.
- In 2004, served as backup catcher to brother Bengie with **Angels**...Batted .261 (53/203) with 26 runs scored, 10 doubles, two triples, three home runs and 25 RBI in 73 games (57 starts; totaled just 38 in 2003)...Played in career-best 73 games and set career-bests in all offensive categories...Threw out 19 of 42 basestealers (45%), 1st among AL catchers (min. of 40 attempts)...Ended season hitting safely in career-best seven straight games...Connected for first career grand slam in only at-bat, Aug. 25 vs. Kansas City...He and Bengie became first brothers to hit grand slams in same season since 2001 (Marcus and Brian Giles) and 11th time overall brothers have accomplished feat in same season...Four RBI also marked career-best...Nine of his 25 RBI tied game or gave Angels lead...Posted four stolen bases (0 SB in first 107 ML games)...Made second consecutive Opening Day roster and first as starting catcher, connecting for HR at Seattle.



2007 ANGELS

- In first full season in majors in **2003**, served as backup catcher to brother Bengie, batting .184 (21/114) with 12 runs, four doubles and six RBI in career-best 53 games (totaled 54 games with Angels from 1999-2002)... Left Sept. 20 game at Texas during at-bat in fifth inning due to contusion of left shoulder... Injury occurred in bottom of second inning on collision at plate with Rafael Palmeiro... Did not play rest of season following injury... Drew only walk of season Sept. 12 at Seattle after having made 110 plate appearances without a free pass... Made 38 starts behind plate and posted 4.04 ERA working with Angels' pitchers (332 IC - 149 ER), committing just one error (.995 pct.)... Tossed out six of 24 would-be basestealers (25%)... Hit in season-best three-straight, May 24-June 3.
- In **2002**, started 24 games as catcher after recall by Angels, July 17... Picked off three runners and threw out 9-of-23 basestealers (39%), yet committed three errors... Angels' pitchers had best ERA (3.01) while working with him... Became Angels' back-up catcher after Jorge Fabregas' trade to Milwaukee, July 31... Initially posted career-high three hits, July 21 vs. Seattle... Recalled from triple-A Salt Lake, July 17... Replaced brother Bengie on roster (15-day DL; strained left hamstring)... Marked second transaction involving his brother (also May 5, 2001, contract selected from Salt Lake after Bengie suffered strained right hamstring)... Batted .307 (89/290) with 30 runs scored, 14 doubles, two triples, four home runs and 43 RBI in 79 games for Stingers... Rated as the best defensive catcher on the Pacific Coast League by *Baseball America*... Played with Caguas of Puerto Rican Winter League.
- In **2001**, concluded ninth professional season and first with Anaheim, batting .270 (10/37) with eight runs scored, three doubles, two home runs and four RBI in 15 major league games (qualifying as rookie)... Began season at triple-A Salt Lake before contract was selected by Angels, May 5, when brother Bengie was placed on 15-day disabled list (strained right hamstring)... Move is believed to be only second ever involving brothers (Bret & Aaron Boone, Cincinnati, 1997)... Made first start and appearance with Angels, May 6 vs. Detroit (0/3)... Started 11 of club's 13 games at catcher after being called up... Hit .235 (8/34) with seven runs scored, two doubles, two home runs and four RBI in that span... Collected first hit (single) in AL and as Angel, May 8 at Chicago... Posted first major league home run, May 10 at Chicago (solo off Rocky Biddle, 5th inn.)... As catcher, threw out five of 16 (31.3%)... Was errorless in 84 total chances, taking part in one double play... Picked off three runners... Angels' pitchers owned 4.11 ERA while he was catching... Placed on 15-day DL, May 21, with fractured left thumb... Activated and optioned to triple-A Salt Lake, July 1... Also recalled to Anaheim, Sept. 4 for final month of season... In 61 triple-A games, hit .300 (64/213) with 29 runs scored, 11 doubles, one triple, five home runs and 31 RBI... Went 4-for-4, July 4 at Omaha.
- In **1999**, had contract purchased by Chicago Cubs, Aug. 31... Batted .263 (5/19) with three runs scored, one double and one RBI in 10 games (7 starts)... Made major league debut, Sept. 6 vs. Cincinnati, going 2-for-3 with double... First major league hit was single off Juan Guzman in first at-bat... Placed on 15-day disabled list with strained right clavicle, July 31-Aug. 10.

MINOR LEAGUE SUMMARY:

- In **2000**, spent eighth professional season in Cubs' organization at triple-A Iowa, batting .234 (58/248) with 22 runs scored, nine doubles, one home run and 17 RBI in 76 games... Hit safely in 44 games, including 12 multi-hit contests... Recorded season-long nine-game hit streak, May 28-June 7, batting .545 (12/22) in that span... Appeared in 73 games as catcher, posting .981 fielding percentage (11 E/583 TC).
- In **1999**, began seventh professional season at double-A West Tennessee... Compiled .171 average (6/35) in 14 games... Owned .982 fielding percentage (2 E/112 TC)... Allowed four passed balls... Promoted to triple-A Iowa April 25... Hit .263 (63/240) with 11 doubles, one triple, four home runs and 25 RBI in 74 games before having contract purchased by Cubs, Aug. 31... Threw out 20 of 55 baserunners (36%)... Compiled .987 fielding percentage (7 E/539 TC).
- In **1998**, spent season at double-A West Tennessee, playing in career-high 109 games... Batted .222 (71/320) with 10 doubles, two home runs and 28 RBI... Set career highs in hits and at-bats... Threw out league-leading 63 runners of 128 potential basestealers (49%), second-best ratio in Southern League... Led league in catcher's assists (108) and ranked second with .991 fielding percentage.
- In **1997**, split season between three clubs and combined for .224 average with 12 doubles and 38 RBI in 93 games... Threw out 43 of 106 baserunners (40.6%)... Began season at single-A Daytona, batting .251 in 55 games... Promoted to triple-A Iowa, May 29 before return to Daytona, May 31... Also played for Iowa, Aug. 6-16... Was 1-for-3 in only triple-A appearance... Promoted to single-A Orlando, June 18... Sent to Daytona, July 23, before transfer to Iowa, Aug. 6... Transferred back to Orlando, Aug. 16... Batted .172 in 37 games at Orlando.
- In **1996**, batted .226 (69/305) with 10 doubles, two home runs and 27 RBI for single-A Rockford... Posted .985 fielding percentage (11 E/729 TC) with 18 passed balls... Threw out 59 of 133 potential basestealers (44%)... Took part in 10 double plays.
- In **1995**, spent third professional season at single-A Daytona, batting .236 (55/233) in 82 games... Threw out 41 of 81 potential basestealers (51%) and had .987 fielding percentage (8 E/600 TC).
- In **1994**, spent season at single-A Peoria and posted .229 average (58/253) in 78 games... Set career highs with 13 doubles and 33 RBI... Threw out 44 of 101 potential basestealers (44%) and compiled .980 fielding percentage (13 E/659 TC).
- In **1993**, began professional career at rookie-level Port St. Lucie, batting .218 in 33 games... Promoted to single-A Daytona, Aug. 22, appearing in three games (1/7).



2007 ANGELS

PERSONAL/MISC:

- Jose Benjamin Matta Molina.
- Makes several community appearances throughout Orange County...Involved in Angels' Hispanic outreach program, school visitation program and area youth baseball clinics...Supports Angels' Booster Club Annual Holiday Toy Drive...Served as spokesman for Big Brothers/Big Sisters of Orange County in 2006.
- Graduated from Masetro Ladi High School in Vega Alta, PR in 1993...Attended Ladislao Martinez University (PR).
- Originally signed by Cubs' scout Jose Trujillo.

MOLINA'S LIFETIME PLAYING RECORD

Year	Club	AVG	G	AB	R	H	2B	3B	HR	RBI	SH	SF	HBP	BB	IBB	SO	SB	CS	GDP	SLG	OBP	F
1993	Cubs (GCL)	.218	33	78	5	17	2	0	0	4	4	0	0	12	0	12	3	2	2	.244	.322	7
	Daytona	.143	3	7	0	1	0	0	0	1	0	0	0	2	0	0	0	1	0	.143	.333	0
1994	Peoria	.229	78	253	31	58	13	1	1	33	5	4	4	24	1	61	4	3	5	.300	.302	13
1995	Daytona	.236	82	233	27	55	9	1	1	19	2	2	7	29	0	53	1	0	7	.296	.336	8
1996	Rockford	.226	96	305	35	69	10	1	2	27	7	4	3	36	0	71	2	4	8	.285	.310	11
1997	Daytona	.251	55	179	17	45	9	1	0	23	5	2	1	14	0	25	4	0	5	.313	.306	8
	Iowa	.333	1	3	0	1	0	0	0	0	0	0	0	1	0	1	0	0	1	.333	.500	0
	Orlando	.172	37	99	10	17	3	0	1	15	1	3	2	12	5	28	0	1	4	.232	.267	2
1998	West Tenn.	.222	109	320	33	71	10	1	2	28	10	3	3	32	1	74	1	5	10	.278	.296	9
1999	West Tenn.	.171	14	35	2	6	3	0	0	5	1	1	0	2	0	14	0	0	1	.257	.211	2
	Iowa	.263	74	240	24	63	11	1	4	26	2	2	4	20	5	54	0	1	3	.367	.327	7
	Chicago (NL)	.263	10	19	3	5	1	0	0	1	0	0	0	2	1	4	0	0	0	.316	.333	0
2000	Iowa	.234	76	248	22	58	9	0	1	17	1	3	0	23	1	61	1	4	6	.282	.296	11
2001	Salt Lake	.300	61	213	29	64	11	1	5	31	6	0	2	14	0	49	1	2	7	.432	.349	2
	Anaheim	.270	15	37	8	10	3	0	2	4	2	0	0	3	0	8	0	0	2	.514	.325	0
2002	Salt Lake	.307	79	290	30	89	14	2	4	43	7	2	4	12	1	60	0	3	4	.410	.341	4
	Anaheim	.271	29	70	5	19	3	0	0	5	4	2	0	5	0	15	0	2	2	.314	.312	3
2003	Anaheim	.184	53	114	12	21	4	0	0	6	4	1	3	1	0	26	0	0	1	.219	.210	1
2004	Anaheim	.261	73	203	26	53	10	2	3	25	15	3	3	21	1	52	4	3	11	.334	.281	7
2005	LAA	.228	75	184	14	42	4	0	6	25	4	0	2	13	0	41	2	0	5	.348	.286	3
2006	LAA	.240	78	225	18	54	17	0	4	22	7	2	2	9	0	49	1	0	6	.369	.273	8
Angel Totals		.239	323	833	83	199	41	2	15	87	25	5	7	41	0	191	7	3	22	.347	.276	18
Major Totals		.239	333	852	86	204	42	2	15	88	26	5	7	43	1	195	7	3	22	.346	.280	18

Originally selected by Chicago Cubs in 14th round of 1993 free agent draft.
Released by Chicago Cubs, Nov. 27, 2000.

Disabling Injuries: 2001 — Non-displaced fracture of left thumb, disabled May 21-July 2.
1999 — Strained right clavicle, disabled July 31-Aug. 10.

2006

CAREER

2006

CAREER

	AVG	AB	H	HR	RBI	AVG	AB	H	HR	RBI		AVG	AB	H	HR	RBI	AVG	AB	H	HR	RBI	
Angels	—	—	—	—	—	—	—	—	—	—	March	—	—	—	—	—	—	—	—	—	—	—
Baltimore	.273	11	3	0	1	.159	44	7	0	5	April	.180	50	9	0	3	.217	129	28	1	12	—
Boston	.333	6	2	0	1	.214	42	9	0	3	May	.182	44	8	1	4	.246	183	45	6	20	—
Chicago	.273	22	6	2	3	.296	54	16	3	6	June	.333	24	8	0	2	.222	117	26	0	6	—
Cleveland	.250	12	3	0	0	.184	49	9	1	3	July	.346	26	9	1	6	.262	126	33	3	13	—
Detroit	.000	15	0	0	0	.154	52	8	1	5	Aug.	.326	46	15	1	4	.247	158	39	3	19	—
Kansas City	.400	10	4	0	0	.395	38	15	1	10	Sept.	.143	35	5	1	3	.236	127	30	2	15	—
Minnesota	.400	10	4	0	2	.341	41	14	1	4	Oct.	—	—	—	—	.250	12	3	0	3	—	
New York	.200	15	3	0	2	.172	58	10	1	4	Home	.208	96	20	0	6	.255	380	97	3	35	—
Oakland	.250	24	6	1	2	.215	93	20	3	11	Road	.264	129	34	4	16	.227	472	107	12	53	—
Seattle	.185	27	5	0	1	.287	94	27	1	7	Vs. LHP	.218	87	19	2	7	.268	295	79	9	35	—
Tampa Bay	.538	13	7	0	5	.367	49	18	1	9	Vs. RHP	.254	138	35	2	15	.224	557	125	6	53	—
Texas	.167	30	5	1	4	.206	97	20	1	14	Pre-ASG	.214	126	27	2	11	.232	462	107	9	42	—
Toronto	.188	16	3	0	1	.174	46	8	0	2	Post-ASG	.273	99	27	2	11	.249	390	97	6	46	—
Arizona	.000	2	0	0	0	.000	2	0	0	0	RISP	.255	47	12	1	16	.219	210	46	2	66	—
Atlanta	—	—	—	—	—	—	—	—	—	—	Bases Loaded	.333	3	1	0	2	.292	24	7	1	20	—
Chicago	—	—	—	—	—	.200	10	2	0	2	Pinch-hitting	.000	1	0	0	0	.375	8	3	0	2	—
Cincinnati	—	—	—	—	—	.333	9	3	0	1	DH	—	—	—	—	—	.375	8	3	0	2	—
Colorado	—	—	—	—	—	—	—	—	—	—	—	—	—	—	—	—	—	—	—	—	—	—
Florida	—	—	—	—	—	.333	6	2	0	1	—	—	—	—	—	—	—	—	—	—	—	—
Houston	—	—	—	—	—	.167	6	1	0	0	—	—	—	—	—	—	—	—	—	—	—	—
Los Angeles	.167	6	1	0	0	.292	24	7	1	1	—	—	—	—	—	—	—	—	—	—	—	—
Milwaukee	—	—	—	—	—	.182	11	2	0	0	—	—	—	—	—	—	—	—	—	—	—	—
New York	—	—	—	—	—	.143	7	1	0	0	—	—	—	—	—	—	—	—	—	—	—	—
Philadelphia	—	—	—	—	—	.000	2	0	0	0	—	—	—	—	—	—	—	—	—	—	—	—
Pittsburgh	—	—	—	—	—	.200	5	1	0	0	—	—	—	—	—	—	—	—	—	—	—	—
St. Louis	—	—	—	—	—	.500	2	1	0	0	—	—	—	—	—	—	—	—	—	—	—	—
San Diego	.000	3	0	0	0	.000	3	0	0	0	—	—	—	—	—	—	—	—	—	—	—	—
San Francisco	.667	3	2	0	0	.667	3	2	0	0	—	—	—	—	—	—	—	—	—	—	—	—
Washington	—	—	—	—	—	.200	5	1	0	0	—	—	—	—	—	—	—	—	—	—	—	—

2007 ANGELS

CAREER BATTING AT MAJOR LEAGUE PARKS

AL	AVG	AB	H	HR	RBI	NL	AVG	AB	H	HR	RBI
Ameritrust Field	.182	66	12	1	11	Astrodome	.000	3	0	0	0
Angel Stadium	.253	372	94	3	34	AT&T Park	.667	3	2	0	0
Camden Yards	.100	20	2	0	1	Busch Stadium	.500	2	1	0	0
Comerica Park	.231	26	6	1	5	Chase Field	.000	2	0	0	0
Fenway Park	.208	24	5	0	3	Cinergy Field	.250	4	1	0	0
Jacobs Field	.176	17	3	0	0	Dodger Stadium	.357	14	5	1	1
Kauffman Stadium	.154	13	2	0	1	Dolphin Stadium	.250	4	1	0	1
McAfee Coliseum	.238	63	15	3	9	H. Bithorn Stadium, P.R.	.200	5	1	0	0
Metrodome	.360	25	9	1	4	Minute Maid Park	.333	3	1	0	0
Rogers Centre	.200	20	4	0	1	PNC Park	.200	5	1	0	0
Safeco Field	.241	54	13	1	5	Shea Stadium	.000	3	0	0	0
Tropicana Field	.320	25	8	0	4	Veterans Stadium	.000	2	0	0	0
U.S. Cellular Field	.297	37	11	3	5	Wrigley Field	.375	8	3	0	1
Yankee Stadium	.125	32	4	1	2						

CAREER GRAND SLAMS (1)

Aug. 25, 2004 vs. Kansas City

DIVISION SERIES TOTALS

Year	Club, Opp	AVG	G	AB	R	H	2B	3B	HR	RBI	SH	SF	HBP	BB	IBB	SO	SB	CS	GDP	SLG	OBP	E	
2002—Ana., NYY																							
2004—Ana., Bos.		.333	2	3	2	1	0	0	0	0	0	0	0	2	0	0	0	0	0	.333	.600	0	
2005—LAA, NYY		1.000	1	1	1	1	0	0	0	1	0	0	0	0	0	0	0	0	0	1.000	1.000	0	
Totals		.500	3	4	3	2	0	0	0	1	0	0	0	2	0	0	0	0	0	.500	.667	0	

LEAGUE CHAMPIONSHIP SERIES TOTALS

Year	Club, Opp.	AVG	G	AB	R	H	2B	3B	HR	RBI	SH	SF	HBP	BB	IBB	SO	SB	CS	GDP	SLG	OBP	E
2002—Ana., Min.		.000	3	1	0	0	0	0	0	0	0	0	0	0	0	0	0	0	0	.000	.000	0
2005—LAA, CWS		.333	1	3	0	1	0	0	0	0	0	0	0	0	0	0	0	0	0	.333	.333	0
Totals		.250	4	4	0	1	0	0	0	0	0	0	0	0	0	0	0	0	0	.250	.250	0

WORLD SERIES TOTALS

Year	Club, Opp.	AVG	G	AB	R	H	2B	3B	HR	RBI	SH	SF	HBP	BB	IBB	SO	SB	CS	GDP	SLG	OBP	E
2002—Ana., SF		.000	3	0	0	0	0	0	0	0	1	0	0	0	0	0	0	0	0	.000	.000	0

CAREER FIELDING

POS	PCT	G	PO	A	E	TC	DP	PB
C	.991	318	1848	172	18	2038	19	18
1B	1.000	9	19	1	0	20	6	

MOLINA'S BESTS

	Season	Game	
AVG	.271 — 2002	3 — 7 times, last, 7-16-06 vs. TB	
H	54 — 2006	1 — 15 times, last, 9-14-06 at Texas	
HR	6 — 2005	RBI	4 — 8-25-04 vs. KC
RBI	25 — 2005, 2004	SB	1 — 7 times, last, 5-16-06 vs. Toronto
SB	4 — 2004	Hit Streak	12 — July 22, 2006 – August 15, 2006



2007 ANGELS



KENDRY MORALES

OPENING DAY AGE: 23 BORN: June 20, 1983
 BIRTHPLACE: Fomento, Sancti-Spiritus, Cuba
 RESIDES: Santo Domingo, DR
 CHILDREN: Andrea
 ACQUIRED: Signed as free agent, Dec. 1, 2004
 SIGNED THRU: 2010 M.L. SERVICE: 84 days

INF

BATS: Switch

THROWS: Right

HT: 6-1

WT: 225

22

2006 SEASON:

- Opened season at triple-A **Salt Lake**...Recalled by **Angels** May 23 and made Major League debut as starting first baseman same day at Texas...Became just third Angel to collect three hits in Major League debut, joining Gil Flores (1977) and Lee Stevens (1990)...Also became 24th player in club history to hit a HR in first game as an Angel...Became 18th Cuban native to appear with Angels, first since Luis Tiant in 1982...One of eight rookies to make debut with Angels in 2006...Hit .409 (9/22) with 2 HR and 6 RBI in first five Major League games - batted .211 (37/175) with 3 HRs and 16 RBI in 52 games after...Made 49 starts at first base, committing five errors...Optioned to Salt Lake July 24 and joined Angels for second stint from Sept. 11 through end of season...Switch-hitter batted .320 (82/256) with 12 doubles, one triple, 12 home runs and 52 RBI in 66 games with Bees...Named organizational Player of the Month for May in which he batted .408 (31/76) in 19 games...Played with Gigantes in Santo Domingo in Dominican Winter League.

MINOR LEAGUE SUMMARY:

- In 2005, did not begin playing in Angels system until late May as his arrival to United States was delayed while trying to obtain Dominican citizenship and a passport needed to procure an American visa...Finally joined single-A **Rancho Cucamonga** on May 21 and homered on second pitch he saw in first game vs. Visalia...Finished contest 3-for-5 with 1 HR and 3 RBI...In 22 games with Quakes playing mostly first base, hit .344 (31/90) with 5 HRs and 17 RBI before promotion to double-A **Arkansas**...Struggled in first 12 games with Travs, batting .156 (7/45) with no home runs and five RBI before exploding for 3-HR, 5-RBI game June 28 vs. San Antonio...Enjoyed 15-game hit streak (Aug. 15-29) and homered in four consecutive games (July 30-Aug. 3)...Named Texas League Player of Week, Aug. 22-28 and Angels' Organizational Player of Month for August (.364, 10 HR, 22 RBI)...Finished batting .306 (86/281) with 17 home runs and 54 RBI in 74 games with Arkansas, playing 60 games at first base (1 E)...One of Arkansas' top performers in seven post-season games, hitting .321 (9/29) with 4 HR and 9 RBI, as Travs won Eastern League Championship before losing to Midland in Championship Series...Selected to play in MLB Futures Game (World Team) during the All-Star break in Detroit...Played for Scottsdale in Arizona Fall League and led league with 14 doubles and ranked tied for third with .380 average.

CAREER HIGHLIGHTS (CUBA):

- As Cuban amateur, owned career .330 (287/871) average with 60 doubles, five triples, 37 home runs and 170 RBI.
- In 2004, did not play baseball as he was banned from the sport in Cuba in late 2003 for attempting to leave the country...Was paid \$5 per month while playing in Cuban National League...Agreed to six-year Major League contract with Angels, Dec. 1, 2004...Deal became official after receiving clearance to enter into a contract with the Angels from the U. S. Treasury Department's Office of Foreign Assets Control (OFAC).
- In 2002-03, posted .391 average with nine home runs and 42 RBI for the Industriales in the Cuban National League...At conclusion of season, batted cleanup for Cuban National Team at Baseball World Cup tournament in Havana...Hit grand slam to help Cuba to 6-3 win over Taiwan in final as Cuba claimed the Gold Medal.
- In 2001-02, was selected as Rookie of the Year while playing for Havana Industriales...Set rookie records in runs (60), hits (114), home runs (21), extra-base hits (46) and RBI (82)...Broke 30-year old RBI record and at the age of 19, was the first teenager to star for Cuba's National Team since Omar Linares.
- In 1999, played for Cuban team in Pan-American Championships, throwing nine innings in 2-0 win over Mexico.
- In 1998, was Most Valuable Player for Cuban Junior Team and played on All-Star Team at Pan-American Championships.

PERSONAL/MISC:

- Kendrys Morales Rodriguez.
- Defected to U.S. on June 8, 2004 after eight unsuccessful attempts...Established residency in Dominican Republic.
- In 2002, became first teenager to play for the Cuban national team since Omar Linares in the 1980s.
- Agreed to six-year Major League contract with Angels, Dec. 1, 2004...Deal became official after receiving clearance to enter into a contract with the Angels from the U. S. Treasury Department's Office of Foreign Assets Control (OFAC).



2007 ANGELS

- Named as fifth best prospect in Angels' system for 2005 and seventh best prospect for 2006 by *Baseball America*... Also named as seventh best prospect in Texas League.
- Signed by Angels' scout Clay Daniel.

MORALES' LIFETIME PLAYING RECORD

Year	Club	AVG	G	AB	R	H	2B	3B	HR	RBI	SH	SF	HBP	BB	IBB	SO	SB	CS	GDP	SLG	OBP	E
2001-02	Havana	.324	90	352	60	114	24	1	21	82	0	4	6	38	7	57	2	2	9	.577	.395	5
2002-03	Havana	.391	56	202	47	79	13	2	9	42	0	2	8	42	3	24	0	1	2	.609	.508	2
2004																						
Did Not Play																						
2005	R. Cucamonga	.344	22	90	18	31	3	0	5	17	0	1	3	6	0	11	0	0	3	.544	.400	5
	Arkansas	.306	74	281	47	86	12	0	17	54	0	1	2	17	1	43	2	0	7	.530	.349	7
2006	Salt Lake	.320	66	256	41	82	12	1	12	52	0	1	2	14	0	40	0	3	6	.516	.359	1
	LAA	.234	57	197	21	46	10	1	5	22	0	1	0	17	1	28	1	1	11	.371	.293	5

	2006										CAREER											
	AVG	AB	H	HR	RBI	AVG	AB	H	HR	RBI	AVG	AB	H	HR	RBI	AVG	AB	H	HR	RBI		
Angels																						
Baltimore	.417	12	5	1	4	.417	12	5	1	4												
Boston																						
Chicago	.000	3	0	0	0	.000	3	0	0	0												
Cleveland	.409	22	9	0	4	.409	22	9	0	4												
Detroit																						
Kansas City	.150	20	3	0	0	.150	20	3	0	0												
Minnesota	.000	13	0	0	0	.000	13	0	0	0												
New York																						
Oakland	.091	22	2	0	3	.091	22	2	0	3												
Seattle	.292	24	7	1	5	.292	24	7	1	5												
Tampa Bay	.222	18	4	1	2	.222	18	4	1	2												
Texas	.429	14	6	1	2	.429	14	6	1	2												
Toronto																						
Arizona	.231	13	3	1	2	.231	13	3	1	2												
Atlanta																						
Chicago																						
Cincinnati																						
Colorado	.125	8	1	0	0	.125	8	1	0	0												
Florida																						
Houston																						
Los Angeles	.429	7	3	0	0	.429	7	3	0	0												
Milwaukee																						
New York																						
Philadelphia																						
Pittsburgh																						
St. Louis																						
San Diego	.000	11	0	0	0	.000	11	0	0	0												
San Francisco	.300	10	3	0	0	.300	10	3	0	0												
Washington																						

CAREER BATTING AT MAJOR LEAGUE PARKS

AL	AVG	AB	H	HR	RBI	NL	AVG	AB	H	HR	RBI
Amerquest Field	.385	13	5	1	2	AT&T Park	.300	10	3	0	0
Angel Stadium	.194	98	19	1	6	Chase Field	.231	13	3	1	2
Jacobs Field	.357	14	5	0	3						
Kauffman Stadium	.000	9	0	0	0						
McAfee Coliseum	.133	15	2	0	2						
Safeco Field	.462	13	6	1	5						
Tropicana Field	.250	12	3	1	2						

CAREER FIELDING

POS	PCT	G	PO	A	E	TC	DP
1B	.989	56	424	37	5	466	40

MORALES' BESTS

Season	Game
AVG .234 — 2006	H 3 — 4 times, 7-3-06 at Seattle
H 46 — 2006	HR 1 — 5 times; last, 7-3-06 at Seattle
HR 5 — 2006	RBI 3 — 3 times; last, 7-4-06 at Seattle
RBI 22 — 2006	SB 1 — 6-2-06 at Cleveland
SB 1 — 2006	Hit Streak 6 — June 1-6, 2006



2007 ANGELS



DUSTIN MOSELEY

OPENING DAY AGE: 25
 BIRTHPLACE: Texarkana, TX
 MARRIED: Carly Arnold, Jan. 7, 2006
 ACQUIRED: From Cincinnati for RHP Ramon Ortiz, Dec. 14, 2004
 SIGNED THRU: 2007

BORN: Dec. 26, 1981
 RESIDES: Texarkana, TX
 M.L. SERVICE: 22 days

RHP

BATS: Right

THROWS: Right

HT.: 6-4

WT.: 215

58

2006 SEASON:

- Began season at triple-A **Salt Lake**...Finished 13-8 with three complete games and a 4.73 ERA (149.2 IP - 77 ER) in 26 starts...Allowed 163 hits (18 HRs), walked 51 and struck out 114 batters...Led club in wins, starts, innings pitched, walks and strikeouts...Among Pacific Coast League leaders, ranked tied for first in wins and tied for second in complete games...Longest win streak was three, April 7-18 (first three starts of season)...Complete games (all wins) came May 7 vs. Tacoma, June 19 vs. Las Vegas and Aug. 3 vs. Albuquerque (7 IP)...Pitched into seventh inning-or-later nine times...Allowed hits in double digits four times, including 12 July 4 vs. Colorado Springs...Limited opponents to three earned runs-or-less 19 times in 26 starts...Struck out season-high nine, Aug. 18 vs. Fresno (7 IP)...Opponents batted .283 (163/576) against him...Had contract selected by **Angels** from triple-A Salt Lake, July 17...Made major league debut same day, defeating Cleveland, 10-5 (5 IP, 10 H, 4 R, 4 ER, 2 HR, 2 SO)...Was optioned following game...Was recalled again Sept. 11...Overall with **Angels**, was 1-0 with a 9.00 ERA (11 IP - 11 ER) in three appearances (two starts) with **Angels**...Other start came in no decision, Oct. 1 vs. Oakland (4 IP, 10 H, 7 R, 7 ER, 1 HR, 2 BB, 1 SO)...Lone appearance in relief came Sept. 16 at Texas (2 IP, 2 H).

MINOR LEAGUE SUMMARY:

- In **2005**, spent first season in **Angels** organization at triple-A **Salt Lake**...Finished with 4-6 record, and 5.03 ERA (82.1 IP - 46 ER) in 17 starts...Allowed 102 hits (11 HR), walked 30 and struck out 38...Opponents batted .312 against him...Missed time due to right shoulder injury.
- In **2004**, split time between double-A **Chattanooga** and triple-A **Louisville** in Cincinnati Reds organization...Started fourth professional campaign at Chattanooga, posting 3-2 record and 2.66 ERA (47.1 IP - 14 ER) in eight starts...Allowed 33 hits and 10 walks while striking out 40...Held opponents to .198 average...Promoted to Louisville, compiling 2-4 record and 4.65 ERA (71.2 IP - 37 ER) in 12 starts...Struck out 48 while walking 34...Following season, played for Scottsdale in Arizona Fall League, going 0-2 with 4.30 ERA (23 IP - 11 ER) in eight starts.
- In **2003**, began season with **Chattanooga**, going 5-6 with 3.83 ERA (112.2 IP - 48 ER) in 18 starts for Lookouts...Allowed 116 hits and 28 walks while striking out 73...Promoted to **Louisville**, compiling 2-3 record and 2.70 ERA (50 IP - 15 ER) in eight starts...Combined to go 7-9 with 3.49 ERA (162.2 IP - 63 ER) in 26 starts.
- In **2002**, started season with single-A **Stockton Ports** in California League, posting 6-3 record and 2.74 ERA (88.2 IP - 27 ER) with two complete game shutouts in 14 starts...Ranked second in California League in shutouts and complete games...After promotion to **Chattanooga**, went 5-6 with 4.13 ERA (80.2 IP - 37 ER) in 13 starts...For season, set career-highs in innings pitched (168.2), walks (58) and strikeouts (132).
- In **2001**, began professional career with single-A **Dayton**, going 10-8 with 4.20 ERA (148 IP - 69 ER) in 25 starts...Struck out 108 while walking 42.

PERSONAL/Misc:

- Dustin Aaron Moseley.
- Prior to 2004 season, ranked by *Baseball America* as fourth best prospect in Reds' organization.
- Originally selected by Cincinnati Reds in first round (34th overall) of 2000 draft....Originally signed by Reds' scout Jimmy Gonzalez.
- Graduated Arkansas High School (Texarkana, AR).

MOSELEY



2007 ANGELS

MOSELEY'S LIFETIME PITCHING RECORD

Year	Club	W-L	ERA	G	GS	CG	GF	SHO	SV	IP	H	R	ER	HR	HB	BB	IBB	SO	WP	BK	BA
2001	Dayton	10-8	4.20	25	25	0	0	0	0	148	158	83	69	10	8	42	0	108	3	2	.271
2002	Stockton	6-3	2.74	14	14	2	0	2	0	88.2	60	28	27	3	8	21	0	80	2	3	.188
	Chattanooga	5-6	4.13	13	13	0	0	0	0	80.2	91	47	37	5	4	37	0	52	2	0	.293
2003	Chattanooga	5-6	3.83	18	18	0	0	0	0	112.2	116	55	48	10	7	28	0	73	2	0	.264
	Louisville	2-3	2.70	8	8	0	0	0	0	50	46	19	15	5	1	14	0	27	2	1	.245
2004	Chattanooga	3-2	2.66	8	8	0	0	0	0	47.1	33	16	14	4	2	10	0	40	0	3	.198
	Louisville	2-4	4.65	12	12	0	0	0	0	71.2	78	38	37	7	4	34	0	48	2	0	.294
2005	Salt Lake	4-6	5.03	17	17	0	0	0	0	82.1	102	51	46	11	5	30	0	38	1	2	.312
2006	Salt Lake	13-8	4.63	26	26	3	0	0	0	149.2	163	89	77	18	8	51	0	114	6	0	.283
	LAA	1-0	9.00	3	2	0	1	0	0	11	22	11	11	3	0	2	0	3	0	0	.440

■ Selected by Reds in 1st round (34th overall) of 2000 free agent draft; Signed, Nov. 22, 2000.

2006										CAREER					2006										CAREER				
W-L-S	ERA	G	IP	ER	W-L-S	ERA	G	IP	ER	W-L-S	ERA	G	IP	ER	W-L-S	ERA	G	IP	ER	W-L-S	ERA	G	IP	ER					
Angels										March																			
Baltimore										April																			
Boston										May																			
Chicago										June																			
Cleveland	1-0-0	7.20	1	5.0	4	1-0-0	7.20	1	5.0	4	July	1-0-0	7.20	1	5.0	4	1-0-0	7.20	1	5.0	4	Aug.							
Detroit											Sept.	0-0-0	0.00	1	2.0	0	0-0-0	0.00	1	2.0	0	Oct.	0-0-0	15.75	1	4.0	7		
Kansas City											Oct.	0-0-0	15.75	1	4.0	7	0-0-0	15.75	1	4.0	7	Home	1-0-0	11.00	2	9.0	11		
Minnesota											Road	0-0-0	0.00	1	2.0	0	0-0-0	0.00	1	2.0	0	Pre-ASG							
New York											Post-ASG	1-0-0	9.00	3	11.0	11	1-0-0	9.00	3	11.0	11	Starter	1-0-0	11.00	2	9.0	11		
Oakland	0-0-0	15.75	1	4.0	7	0-0-0	15.75	1	4.0	7	Reliever	0-0-0	0.00	1	2.0	0	0-0-0	0.00	1	2.0	0								
Seattle																													
Tampa Bay																													
Texas	0-0-0	0.00	1	2.0	0	0-0-0	0.00	1	2.0	0																			
Toronto																													
Arizona																													
Atlanta																													
Chicago																													
Cincinnati																													
Colorado																													
Florida																													
Houston																													
Los Angeles																													
Milwaukee																													
New York																													
Philadelphia																													
Pittsburgh																													
St. Louis																													
San Diego																													
San Francisco																													
Washington																													

MOSELEY

CAREER PITCHING AT MAJOR LEAGUE PARKS

	W-L-S	ERA	G	IP	ER		W-L-S	ERA	G	IP	ER
Angel Stadium	1-0-0	11.00	2	9.0	11	Ameriquest Field	0-0-0	0.00	1	2.0	0

CAREER FIELDING

POS	PCT	G	PO	A	E	TC	DP
P	1.000	3	0	1	0	1	0

MOSELEY'S BESTS

	Season	Game
Wins	1 — 2006	2 — vs. Cle., 7-17-06
ERA	9.00 — 2006	5 — vs. Cle., 7-17-06
IP	11 — 2006	Win Streak
SO	3 — 2006	1 — July 17-Oct. 1, 2006



2007 ANGELS



TOMMY MURPHY

OPENING DAY AGE: 27 **BORN:** Aug. 27, 1979
BIRTHPLACE: Suffern, NY **RESIDES:** Boynton Beach, FL
MARRIED: Deborah Vento, Jan. 20, 2001
CHILDREN: Tyler, Dylan
ACQUIRED: Selected in 3rd round of 2000 free agent draft
SIGNED THRU: 2007 **M.L. SERVICE:** 95 days

OF

BATS: Switch

THROWS: Right

HT: 6-0

WT: 190

65

2006 SEASON:

- One of eight rookies to make ML debut with **Angels** in 2006...Had four stints with Halos during season...Recalled from triple-A **Salt Lake** Sept. 11...Also recalled Aug. 5 (optioned, Aug. 10), June 23 (optioned, July 20) and May 4 (optioned, June 12)...Batted .302 (86/285) with 43 runs scored, 16 doubles, three triples, seven home runs and 36 RBI in 73 games in first season at Salt Lake...302 average with Bees marked best clip as a professional...Made major league debut, May 4 at Detroit, finishing 2-for-4 with an RBI...First hit was RBI single...Had career-best five-game hit streak, June 10-July 1...Made 16 starts with Angels (14 CF, 2 RF) and did not commit an error in 66 total chances in the outfield...Batted .229 (16/70) with four doubles, one triple, one home run, six RBI and four stolen bases in 48 games with Angels...Connected for first major league HR, May 27 vs. Baltimore.

MINOR LEAGUE SUMMARY:

- In **2005**, enjoyed finest season as professional in second campaign with double-A **Arkansas**...Hit .288 (144/500) with 85 runs, 24 doubles, 11 triples, 17 home runs, 76 RBI and 26 stolen bases...Led Texas league in triples, ranked fourth in total bases (241) and fifth in extra-base hits (52)...Set career-best in runs scored, home runs and RBI...Batted .331 (82/248) at home compared to .246 (62/252) on road...Tabbed as Organizational Defensive Player of the Month for July...Stole 25 plus bases for fourth consecutive season.
- In **2004**, made conversion from shortstop to outfielder in first season with **Arkansas**...Played 119 games as CF...Hit .260 (124/477) with 7 HRs, 45 RBI and 26 stolen bases...Named Texas League Player of the Week, May 3-9.
- In **2003**, established career-high with 151 hits at **Rancho Cucamonga** which ranked fourth best in league...Led California League with 565 at-bats and was Quakes' leader in games (132), runs (74), total bases (221) and stolen bases (24).
- In **2002**, spent campaign with single-A **Cedar Rapids** and tallied 31 stolen bases to set career-best and lead club... Played 126 games as shortstop committing 33 errors.
- In **2001**, struggled in split-season with **Cedar Rapids** and **Rancho Cucamonga**...Combined to hit .198 (95/480) with 4 HRs and 42 RBI in 124 games...Committed 42 errors in 120 games as shortstop.
- In **2000**, made professional debut with rookie level **Boise**...His 18 doubles ranked third in Northwest League.

PERSONAL/MISC:

- Thomas Christian Murphy.
- Attended Charlotte HS (Punta Gorda, FL) and Florida Atlantic Univ. (Boca Raton, FL).
- Played shortstop through first four seasons in Angels' system before being converted to outfield prior to 2004.
- Originally signed by Angels' scout Todd Claus.

MURPHY'S LIFETIME PLAYING RECORD

Year	Club	AVG	G	AB	R	H	2B	3B	HR	RBI	SH	SF	HBP	BB	IBB	SO	SB	CS	GDP	SLG	OBP	E
2000	—Boise	.225	55	213	38	48	18	1	2	25	1	1	5	15	0	52	14	7	1	.347	.291	19
2001	—Cedar Rapids	.204	74	280	32	57	15	3	4	31	6	3	6	16	1	94	7	10	5	.321	.259	29
	—R. Cucamonga	.190	50	200	16	38	8	0	0	11	1	0	1	5	0	69	7	3	4	.230	.214	13
2002	—Cedar Rapids	.270	128	485	72	131	20	2	3	48	7	5	1	40	0	115	31	11	8	.338	.324	33
2003	—R. Cucamonga	.267	132	565★	74	151	25	6	11	43	7	3	8	31	0	138	24	12	7	.391	.313	36
2004	—Arkansas	.260	129	477	77	124	24	6	7	45	9	5	1	36	1	113	27	5	9	.379	.310	7
2005	—Arkansas	.288	135	500	85	144	24	11★	17	76	2	7	5	43	2	97	26	12	11	.482	.346	4
2006	—Salt Lake	.302	73	285	43	86	16	3	7	36	2	1	3	19	0	62	6	13	1	.453	.351	1
	—LAA	.229	48	70	12	16	4	1	1	6	1	1	0	5	0	21	4	1	0	.357	.276	0

★ led or tied for league lead

2007 ANGELS

	2006					CAREER					2006					CAREER					
	AVG	AB	H	HR	RBI	AVG	AB	H	HR	RBI	AVG	AB	H	HR	RBI	AVG	AB	H	HR	RBI	
Angels																					
Baltimore	1.000	1	1	1	1	1.000	1	1	1	1											
Boston	—	—	—	—	—	—	—	—	—	—											
Chicago	.000	0	0	0	0	.000	0	0	0	0											
Cleveland	.000	2	0	0	1	.000	2	0	0	1											
Detroit	.500	4	2	0	1	.500	4	2	0	1											
Kansas City	.000	0	0	0	0	.000	0	0	0	0											
Minnesota	.000	0	0	0	0	.000	0	0	0	0											
New York	—	—	—	—	—	—	—	—	—	—											
Oakland	.125	16	2	0	0	.125	16	2	0	0											
Seattle	.250	4	1	0	0	.250	4	1	0	0											
Tampa Bay	.000	7	0	0	0	.000	7	0	0	0											
Texas	.333	3	1	0	1	.333	3	1	0	1											
Toronto	.294	17	5	0	0	.294	17	5	0	0											
Arizona	.333	3	1	0	2	.333	3	1	0	2											
Atlanta	—	—	—	—	—	—	—	—	—	—											
Chicago	—	—	—	—	—	—	—	—	—	—											
Cincinnati	—	—	—	—	—	—	—	—	—	—											
Colorado	.250	8	2	0	0	.250	8	2	0	0											
Florida	—	—	—	—	—	—	—	—	—	—											
Houston	—	—	—	—	—	—	—	—	—	—											
Los Angeles	.200	5	1	0	0	.200	5	1	0	0											
Milwaukee	—	—	—	—	—	—	—	—	—	—											
New York	—	—	—	—	—	—	—	—	—	—											
Philadelphia	—	—	—	—	—	—	—	—	—	—											
Pittsburgh	—	—	—	—	—	—	—	—	—	—											
St. Louis	—	—	—	—	—	—	—	—	—	—											
San Diego	—	—	—	—	—	—	—	—	—	—											
San Francisco	—	—	—	—	—	—	—	—	—	—											
Washington	—	—	—	—	—	—	—	—	—	—											
March	—	—	—	—	—	—	—	—	—	—											
April	—	—	—	—	—	—	—	—	—	—											
May	.267	30	8	1	2	.267	30	8	1	2											
June	.222	18	4	0	3	.222	18	4	0	3											
July	.200	10	2	0	0	.200	10	2	0	0											
Aug.	.333	3	1	0	1	.333	3	1	0	1											
Sept.	.000	5	0	0	0	.000	5	0	0	0											
Oct.	.250	4	1	0	0	.250	4	1	0	0											
Home	.290	31	9	1	2	.290	31	9	1	2											
Road	.179	39	7	0	4	.179	39	7	0	4											
Vs. LHP	.318	22	7	1	2	.318	22	7	1	2											
Vs. RHP	.188	48	9	0	4	.188	48	9	0	4											
Pre-ASG	.250	56	14	1	5	.250	56	14	1	5											
Post-ASG	.143	14	2	0	1	.143	14	2	0	1											
RISP	.227	22	5	0	5	.227	22	5	0	5											
Bases Loaded	.000	1	0	0	1	.000	1	0	0	1											
Pinch-hitting	.000	1	0	0	0	.000	1	0	0	0											
DH	.000	0	0	0	0	.000	0	0	0	0											

MURPHY

CAREER BATTING AT MAJOR LEAGUE PARKS

AL	AVG	AB	H	HR	RBI	NL	AVG	AB	H	HR	RBI
Ameritrust Field	.000	1	0	0	0	Chase Field	.333	3	1	0	2
Angel Stadium	.290	31	9	1	2	Dodger Stadium	.000	4	0	0	0
Comerica Park	.500	4	2	0	1						
Jacobs Field	.000	2	0	0	1						
Kauffman Stadium	.000	0	0	0	0						
McAfee Coliseum	.143	7	1	0	0						
Rogers Centre	.231	13	3	0	0						
Safeco Field	.000	0	0	0	0						
Tropicana Field	.000	5	0	0	0						
U.S. Cellular Field	.000	0	0	0	0						

CAREER FIELDING

POS	PCT	G	PO	A	E	TC	DP
OF	1.000	42	64	2	0	66	2

MURPHY'S BESTS

	Season	Game
AVG	.229 — 2006	2 — 5-18-06 vs. Tor. & 5-4-06 at Det.
H	16 — 2006	1 — 5-27-06 vs. Baltimore
HR	1 — 2006	2 — 6-25-06 at Arizona
RBI	6 — 2006	1 — 4 times; last, 9-19-06 at KC
SB	4 — 2006	Hit Streak 5 — June 10-July 1, 2006



2007 ANGELS



MIKE NAPOLI

OPENING DAY AGE: 25

BORN: Oct. 31, 1981

BIRTHPLACE: Hollywood, FL

RESIDES: Cooper City, FL

ACQUIRED: Selected in 17th round of 2000 free agent draft

SIGNED THRU: 2007

M.L. SERVICE: 151 days



BATS: Right

THROWS: Right

HT.: 6-0

WT.: 210

44

2006 SEASON:

- His 16 home runs marked most by an **Angels'** rookie catcher in club history...Also ranked T2nd (Nick Markakas - BAL) among AL rookies in home runs...Kenji Johjima (SEA) led AL with 18 round-trippers...Led AL rookies in slugging pct. (.455) and on-base pct. (.360) and ranked second in walks (51)...Hit .288 (42/146) with 12 HRs and 29 RBI in first 50 games - hit .156 (19/122) with four HRs and 13 RBI in last 49 games...Angels' pitchers posted a 3.76 ERA (716.1 IP - 299 ER) working with him, best among Angels' catchers...Threw out 30% of basestealers (16/54)...Reached base safely in 11 consecutive plate appearances (4 singles, 2 HR, 4 BB, 1 HBP), June 19-23, one shy of club record...HR June 23 at Arizona measured 470 feet, third longest in Chase Field history...Posted two multi-HR games (June 10 vs. Seattle & July 1 vs. LAD)...Recalled from triple-A **Salt Lake**, May 4...Made major league debut, May 4 at Detroit, finishing 1-for-4 with a solo HR...HR came in first career at-bat (1-2 pitch), marking 92nd player in ML history and third Angel (Don Rose, May 24, 1972 at Oak. & Dave Macheer, June 21, 1978 at Min.) to accomplish feat...Batted .244 (19/78) with three home runs and 10 RBI in 21 games with Salt Lake.

MINOR LEAGUE SUMMARY:

- In **2005**, made jump from single-A to double-A **Arkansas**, led Texas league in home runs (31) and RBI (99) after leading California League in each category (29 HR and 118 RBI) in 2004...Finished second in league in extra base hits (55) and fifth in slugging percentage (.508) and runs scored (96)...Limited to one HR over first 29 games and two HRs through 36 games before connecting for 30 HRs over final 95 games...Posted two multi-HR games (June 17 at Wichita, 2 HR & 8 RBI and August 12 at Frisco)...Was Arkansas' top performer in seven post-season games, hitting .346 (9/26) with 4 HR and 9 RBI, as Travs won Eastern League Championship before losing to Midland in Championship Series...Named Texas League Player of Week, May 23-29 and to Texas League Post-Season All-Star Team and as Texas League All-Star Game selection...One of top offensive performers for Aguilas in Dominican Winter League.
- In **2004**, enjoyed breakout season with single-A **Rancho Cucamonga**, hitting .282 with 29 HRs and 118 RBI...Was league's leader in home runs (29) and RBI (118, No. 7 in minors) and was fourth in league in slugging percentage (.539) and extra-base hits (62, tied)...Among all minor leaguers, ranked seventh in RBI and ninth in walks (88)...Posted 10 games with at least 3 RBI, including a 6-RBI output, July 15 at Lancaster (5/5, 4 R, 1 HR, 6 RBI)...Named Angels' Organizational Player of the Month for April (.343, 7 HR, 24 RBI) and May (.333, 8 HR, 35 RBI)...Other accolades included: California League Post-Season All-Star Team, California League Player of the Week three times (April 11-17, May 3-9 and July 12-18) and California League All-Star Game Selection.
- In **2003**, limited to 47 games with **Rancho Cucamonga**...Underwent surgery to repair torn labrum in right shoulder...Surgery was performed by Dr. Lewis Yocum.
- In **2002**, spent campaign with single-A **Cedar Rapids** and hit .251 with 10 HRs and 50 RBI...The club finished 81-58 and won Midwest League's West Division before losing both games of Semifinals to Peoria Chiefs...Was club's primary DH (60 games) and played 37 games as catcher.
- In **2001**, participated in extended Spring Training...Played seven games with **Rancho Cucamonga** before having contract transferred to **Cedar Rapids**...Connected for four of five home runs over seven-game span, July 26-Aug. 3.
- In **2000**, a lower back strain limited him to 10 games with rookie level **Butte** after being drafted in June.

PERSONAL/MISC:

- Michael Anthony Napoli.
- Attended Charles Flanagan HS (Pembroke Pines, FL).
- Originally signed by Angels' scout Todd Claus.

2007 ANGELS

NAPOLI'S LIFETIME PLAYING RECORD

Year	Club	AVG	G	AB	R	H	2B	3B	HR	RBI	SH	SF	HBP	BB	IBB	SO	SB	CS	GDP	SLG	OBP	E
2000	Butte	.231	10	26	3	6	2	0	0	3	1	1	0	8	1	8	1	0	2	.308	.400	3
2001	R. Cucamonga	.200	7	20	3	4	0	0	1	4	0	0	0	8	0	11	0	0	0	.350	.429	1
	Cedar Rapids	.232	43	155	23	36	10	1	5	18	1	1	2	24	0	54	3	2	1	.406	.341	1
2002	Cedar Rapids	.251	106	362	57	91	19	1	10	50	0	6	4	62	1	104	6	5	9	.392	.362	7
2003	R. Cucamonga	.267	47	165	28	44	10	1	4	26	0	3	4	23	1	32	5	0	3	.412	.364	2
2004	R. Cucamonga	.282	132	482	94	136	29	4	29*	118*	1	8	6	88*	5	166	9	5	6	.539	.394	12
2005	Arkansas	.237	131	439	96	104	22	2	31*	99*	0	5	9	88	1	140	12	4	8	.508	.372	14
2006	Salt Lake	.244	21	78	12	19	6	0	3	10	0	0	4	8	0	29	1	1	0	.436	.344	1
	LAA	.228	99	268	47	61	13	0	16	42	0	1	5	51	0	90	2	3	2	.455	.360	8

* led or tied for league lead

	2006					CAREER					2006					CAREER																
	AVG	AB	H	HR	RBI	AVG	AB	H	HR	RBI	AVG	AB	H	HR	RBI	AVG	AB	H	HR	RBI												
Angels																																
Baltimore	.200	15	3	0	2	.200	15	3	0	2	March																					
Boston	.133	15	2	0	0	.133	15	2	0	0	April																					
Chicago	.000	5	0	0	0	.000	5	0	0	0	May	.327	49	16	2	6	.327	49	16	2	6	June	.281	64	18	6	17	.281	64	18	6	17
Cleveland	.125	16	2	1	2	.125	16	2	1	2	July	.169	65	11	4	6	.169	65	11	4	6	Aug.	.122	49	6	1	7	.122	49	6	1	7
Detroit	.200	5	1	1	1	.200	5	1	1	1	Sept.	.244	41	10	3	6	.244	41	10	3	6	Oct.										
Kansas City	.136	22	3	0	1	.136	22	3	0	1	Home	.246	142	35	10	27	.246	142	35	10	27	Road	.206	126	26	6	15	.206	126	26	6	15
Minnesota	1.000	1	1	0	0	1.000	1	1	0	0	vs. LHP	.185	65	12	5	9	.185	65	12	5	9	vs. RHP	.241	203	49	11	33	.241	203	49	11	33
New York	.214	14	3	0	3	.214	14	3	0	3	Pre-ASG	.286	140	40	11	27	.286	140	40	11	27	Post-ASG	.164	128	21	5	15	.164	128	21	5	15
Oakland	.276	29	8	2	4	.276	29	8	2	4	RISP	.206	68	14	2	24	.206	68	14	2	24	Bases Loaded	.333	6	2	0	5	.333	6	2	0	5
Seattle	.189	37	7	3	8	.189	37	7	3	8	Pinch-hitting	.000	5	0	0	1	.000	5	0	0	1	DH	.000	0	0	0	0	.000	0	0	0	0
Tampa Bay	.200	20	4	2	5	.200	20	4	2	5																						
Texas	.190	21	4	0	1	.190	21	4	0	1																						
Toronto	.421	19	8	3	4	.421	19	8	3	4																						
Arizona	.333	9	3	1	3	.333	9	3	1	3																						
Atlanta	—	—	—	—	—	—	—	—	—	—																						
Chicago	—	—	—	—	—	—	—	—	—	—																						
Cincinnati	—	—	—	—	—	—	—	—	—	—																						
Colorado	.364	11	4	0	5	.364	11	4	0	5																						
Florida	—	—	—	—	—	—	—	—	—	—																						
Houston	—	—	—	—	—	—	—	—	—	—																						
Los Angeles	.250	16	4	2	2	.250	16	4	2	2																						
Milwaukee	—	—	—	—	—	—	—	—	—	—																						
New York	—	—	—	—	—	—	—	—	—	—																						
Philadelphia	—	—	—	—	—	—	—	—	—	—																						
Pittsburgh	—	—	—	—	—	—	—	—	—	—																						
St. Louis	—	—	—	—	—	—	—	—	—	—																						
San Diego	.143	7	1	0	0	.143	7	1	0	0																						
San Francisco	.500	6	3	1	1	.500	6	3	1	1																						
Washington	—	—	—	—	—	—	—	—	—	—																						

NAPOLI

CAREER BATTING AT MAJOR LEAGUE PARKS

AL	AVG	AB	H	HR	RBI	NL	AVG	AB	H	HR	RBI
Ameriquest Field	.300	10	3	0	1	AT&T Park	.500	6	3	1	1
Angel Stadium	.246	142	35	10	27	Chase Field	.333	9	3	1	3
Comerica Park	.200	5	1	1	1	Dodger Stadium	.222	9	2	0	0
Fenway Park	.143	7	1	0	0						
Jacobs Field	.200	10	2	1	2						
Kauffman Stadium	.154	13	2	0	1						
McAfee Coliseum	.250	16	4	1	2						
Rogers Centre	.286	7	2	0	1						
Safeco Field	.000	12	0	0	0						
Tropicana Field	.143	14	2	1	3						
U.S. Cellular Field	.000	1	0	0	0						
Yankee Stadium	.143	7	1	0	0						

CAREER MULTIPLE-HOME RUN GAMES (2)

July 1, 2006 vs. LA Dodgers

June 10, 2006 vs. Seattle

CAREER FIELDING

POS	PCT	G	PO	A	E	TC	DP	PB
C	.987	94	575	48	8	631	2	2



2007 ANGELS

NAPOLI'S BESTS

	Season		Game
AVG	.228 — 2006	H	3 — 6-23-06 at Ari. & 5-18-06 vs. Tor.
H	61 — 2006	HR	2 — 7-1-06 vs. LAD & 6-10-06 vs. Sea.
HR	16 — 2006	RBI	3 — 6-10-06 vs. Sea. & 6-7-06 at TB
RBI	42 — 2006	SB	1 — 5-18-06 vs. Tor. & 6-18-06 vs. SD
SB	2 — 2006	Hit Streak	5 — May 22-29, 2006



DARREN OLIVER

OPENING DAY AGE: 36
BIRTHPLACE: Kansas City, MO
MARRIED: Melissa Welch, Nov. 6, 1999
CHILDREN: Brock, Maxwell
ACQUIRED: Signed as free agent, Dec. 11, 2006
SIGNED THRU: 2007
BORN: October 6, 1970
RESIDES: South Lake, TX
M.L. SERVICE: 11 yrs., 127 days



BATS: Right

THROWS: Left

HT.: 6-2

WT.: 200



2006 SEASON:

- In first season with **Mets**, was 4-1 with a 3.44 ERA (81 IP - 31 ER) in 45 games...Ranked sixth among NL relievers and 11th in the majors with 81 innings pitched and also finished sixth allowing 10.44 base runners per nine innings...Appeared in a career-high 45 contests...Previous best was 43 outings with Texas in 1994...Held lefthanded batters to a .208 (22-106) mark...Was unscored upon in 14 of last 22 appearances...Went 3-0 with a 2.15 ERA (50.1 IP - 12 ER) prior to All-Star break...Was 1-0 with a 0.69 ERA (13 IP - 1 ER) in six games in July...Named the Mets Sharp Pitcher of the Month...In 13 innings, allowed nine hits, one earned run, four walks and eight strikeouts...Recorded 11.0 straight shutout frames over four contests, May 18-30...Also had a 9.1 scoreless inning stretch from July 3-19 spanning four outings...Threw career-high 5.0 innings of scoreless relief, July 7 vs. Florida...Last Mets reliever to work 5.0 or more innings was Pedro Feliciano who tossed five innings on June 28, 2003 in the first game of doubleheader at Yankee Stadium...Oliver's previous career-high was 4.2 innings of relief on June 7, 2002, with Boston vs. Arizona...Equaled career-high five-game win streak when he picked up victory, July 30 at Atlanta with a scoreless inning...Streak dated back to July 31, 2004...Also won five straight decisions from July 26-August 27, 1997...Pitched four scoreless innings to earn the win, May 23 vs. Philadelphia, in contest Mets won, 9-8 in 16 innings...Had bullpen season-high six strikeouts, May 6 vs. Atlanta...Worked 1.1 scoreless innings to pick up win in New York's 9-7, 11-inning victory, April 26 at San Francisco...Retired Barry Bonds to end game...Was first win since July 31, 2004, with Houston at Cincinnati.

POST-SEASON EXPERIENCE:

- In **2006**, pitched in relief of Game 3 of the NLDS for New York against Los Angeles (1.1 IP, 3 H, 3 R, 3 ER) and Game 3 of NLCS vs. St. Louis (6 IP, 3 H, 1 BB, 3 SO).
- In **1996**, lost to Yankees in Game Three of American League Division Series, Oct. 4...Allowed three runs and six hits in eight innings...It was first-ever home post-season game for Rangers.

MAJOR LEAGUE SUMMARY:

- In **2004**, split season between **Florida** and **Houston**...Was combined 3-3 with 5.94 ERA in 27 games (10 starts) between two teams...Acquired by the Astros on July 31...Left August 31 start vs. Atlanta after one inning due to tightness in left shoulder...Was placed on 15-day disabled list, Aug. 10, and missed 28 contests before he activation, Sept. 6, 2003
- In **2003**, posted career-best 32 starts with **Colorado**...13 victories fell one short of career-best 14, accomplished in 1996 with Rangers...Paced Rockies in victories...13 wins were second most by left-handed pitcher in Rockies' history...Mike Hampton won 14 games in 2001...Led Colorado pitchers in batting (.254), runs (six), hits (17) and RBI (eight)...Made his lone relief appearance in Game Two of a doubleheader on June 17 vs. Kansas City...On July 10 vs. San Francisco (off Brian Powell), hit first career home run, a 445-foot shot to centerfield.
- In **2002**, began season with **Boston**...Tossed fourth complete-game shutout in 4-0 win, April 30 vs. Baltimore...Allowed eight hits...Was first shutout since Aug. 3, 1999 vs. San Diego and the first by Boston left-hander since Frank Viola accomplished feat, April 18, 1993...Was designated for assignment, June 25, and released by Boston, July 2.
- In **2001**, ranked second on the **Texas** staff in wins and was third in starts, innings pitched and strikeouts...Began season 4-0 with 5.24 ERA, matching best career start and best start by Texas left-hander since Mike Mason went 4-0 in 1986...Placed on the 15-day disabled list, May 8, due to laceration on left thumb...Activated from DL, June 6...Threw complete game in 6-2 triumph, July 21 at Tampa Bay, his first since Sept. 7, 1999.



2007 ANGELS

- In 2000, signed by **Texas** as free agent, Jan. 27...His two victories were lowest win total of major league career...Placed on 15-day disabled list, June 21 (retroactive to June 17) due to tendinitis in left shoulder...Activated from DL, July 20...Returned to DL, Aug. 11 and activated again, Sept. 1.
- In 1999, struck out a career-best 119 batters with **St. Louis**...Also had career-high 11 strikeouts in four-hit, 6-0 shutout vs. the Padres, Aug. 3...Paced the Cardinals in innings pitched (196.1).
- In 1998, split season between **Texas** and **St. Louis**...Put together back-to-back complete games, May 3 at Boston and May 9 vs. Cleveland...Placed on 15-day disabled list, June 11-26 after straining a muscle in left shoulder while swinging a bat, June 10 at Colorado...Acquired by the Cardinals on July 31st.
- In 1997, was selected as **Texas** Rangers Pitcher of the Year...Was first on club in victories, and tied for first in starts and complete games...Also ranked second in innings pitched and was fourth in strikeouts...Established career highs in starts, complete games and innings pitched...Started first regular season interleague game in Major League Baseball history, dropping a 4-3 decision, June 12 vs. San Francisco...Hit a two-run single in first major league at-bat, June 18 at Colorado, becoming first Texas pitcher with two RBI in game since Dick Bosman, Aug. 18, 1972...Put together career-best five-game winning streak from July 26th-August 27th.
- In 1996, posted career-best in victories (14) with **Texas**...Was fourth in American League in winning percentage (.700), second-best mark in Rangers' history...Did not lose consecutive decisions all season...Began season with single-A Charlotte of Florida State League and was recalled, April 15.
- In 1995, was 3-2 and a 2.83 ERA in seven starts and 1-0 with a 7.71 ERA in 10 relief outings with **Texas**...Began the season in middle relief while recovering from off-season elbow surgery...Lost first major league start, 1-0, May 19 vs. Milwaukee...Left June 26 start at Oakland after one inning with pain in left shoulder...Was diagnosed with partial tear of right rotator cuff and was placed on 15-day disabled list...Dr. Frank Job performed surgery on elbow, Aug. 25 in Inglewood, CA.
- In 1994, led all American League rookies in games and ERA with **Texas**...Began season with Rangers...Was optioned to triple-A Oklahoma City of American Association, April 10...Recalled on April 23...Earned first major league victory, July 1 vs. Detroit (10-6 score)...Had 17 scoreless inning streak from June 21-July 29, the longest scoreless inning streak by Texas reliever since 1984.
- In 1993, had contract purchased by **Rangers** from double-A Tulsa of the Texas League, Sept. 1...Made major league debut that night, walking only batter faced...Underwent arthroscopic surgery, Nov. 23 to remove loose bodies from back of elbow.

MINOR LEAGUE SUMMARY:

- In 2005, went to spring training with **Colorado** and was 2-1 with a 2.45 ERA in four spring training games...Was released from the Rockies' minor league contract, March 31...On April 16, was signed as minor league free agent by **Arizona**...Pitched in four games with Arizona's **Tucson** Sidewinders (triple-A) of Pacific Coast League and was 1-0 with a 6.38 ERA...Was released by Tucson, May 3...Signed with the Chicago Cubs' triple-A **Iowa** club of Pacific Coast League, May 7...In three contests, was 0-3 with a 13.50 ERA...Retired on May 21st.
- In 2002, after release from Boston on July 2, signed minor league contract with St. Louis, July 19...Pitched in five games with triple-A **Memphis** of Pacific Coast League.
- In 1996, began season with single-A **Charlotte** of Florida State League...Made two appearances in minors because of early-season off days with Rangers.
- In 1993, worked full season out of bullpen with double-A **Tulsa**...Was 7-5 with a 1.96 ERA in 46 games...Led team in appearances and was second in saves.
- In 1992, opened season in Extended Spring Training...Assigned to single-A **Charlotte** of Florida State League, May 8...Promoted to double-A **Tulsa** of Texas League...Made three starts before being sidelined for remainder of season, July 1, with a strained muscle and impingement in left shoulder.
- In 1991, did not pitch after May 1st with single-A **Charlotte**...Season was cut short by torn ulnar collateral ligament in left elbow.
- In 1990, injuries limited him to four games, three with rookie **Gulf Coast League** and one with single-A **Gastonia** of South Atlantic League...Opened season on the disabled list with tendonitis in left rotator cuff.
- In 1989, played at single-A Gastonia, posting 8-7 record, two complete games, one shutout and 3.16 ERA in 24 games (23 starts).
- In 1988, played first professional season at rookie **Gulf Coast League**...Averaged 10.1 strikeouts per nine innings, ranking fifth in the Gulf Coast (A) League.

PERSONAL/MISC:

- Darren Christopher Oliver.
- Originally signed by Rangers' scout John Young.
- Played three years of baseball and basketball at Rio Linda (CA) High School.
- Is son of Bob Oliver, a former major league player, who performed for the Pittsburgh Pirates, Kansas City Royals, California Angels (1972-74), Baltimore Orioles and New York Yankees from 1965-1975.



2007 ANGELS

OLIVER'S LIFETIME PITCHING RECORD

Year	Club	W-L	ERA	G	GS	CG	GF	SHO	SV	IP	H	R	ER	HR	HB	BB	IBB	SO	WP	BK	BA
1988	GSL Rangers	5-1	2.15	12	9	0	0	0	0	54.1	39	16	13	0	2	18	0	59	3	2	.203
1989	Gastonia	8-7	3.16	24	23	2	0	1	0	122.1	86	54	43	4	5	82	1	108	15	2	.199
1990	GSL Rangers	0-0	0.00	3	3	0	0	0	0	6	1	1	0	0	1	1	0	7	1	0	.053
	Gastonia	0-0	13.50	1	1	0	0	0	0	2	1	3	3	0	0	4	0	2	0	1	.143
1991	Charlotte	0-1	4.50	2	2	0	0	0	0	8	6	4	4	1	0	3	0	12	1	0	.200
1992	Charlotte	1-0	0.72	8	2	1	2	1	2	25	11	2	2	0	2	10	2	33	3	0	.133
	Tulsa	0-1	3.14	3	3	0	0	0	0	14.1	15	9	5	1	0	4	0	14	0	0	.246
1993	Tulsa	7-5	1.96	46	0	0	25	0	6	73.1	51	18	16	1	9	41	0	77	9	0	.197
	Texas	0-0	2.70	2	0	0	0	0	0	3.1	2	1	1	1	1	0	4	0	0	0	.154
1994	Texas	4-0	3.42	43	0	0	10	0	2	50	40	24	19	4	6	35	4	50	2	2	.223
	Oklahoma City	0-0	0.00	6	0	0	4	0	1	7.1	1	0	0	0	1	3	2	6	0	0	.045
1995	Texas	4-2	4.22	17	7	0	2	0	0	49	47	25	23	3	1	32	1	39	4	0	.257
1996	Charlotte	0-1	3.00	2	1	0	0	0	0	12	8	4	4	1	2	3	0	9	0	0	.190
	Texas	14-6	4.66	30	30	1	0	1	0	173.2	190	97	90	20	10	76	3	112	5	1	.279
1997	Texas	13-12	4.20	32	32	3	0	1	0	201.1	213	111	94	29	11	82	3	104	7	0	.271
1998	Texas	6-7	6.53	19	19	2	0	0	0	103.1	140	84	75	11	10	43	1	58	6	1	.325
	Oklahoma (1)	0-0	0.00	1	1	0	0	0	0	5	2	0	0	0	0	1	0	1	0	0	.118
	St. Louis	4-4	4.26	10	10	0	0	0	0	57	64	31	27	7	0	23	1	29	1	3	.283
1999	St. Louis	9-9	4.26	30	30	2	0	1	0	196.1	197	96	93	16	11	74	4	119	6	2	.265
2000	Texas	2-9	7.42	21	21	0	0	0	0	108	151	95	89	16	4	42	3	49	4	1	.339
	Oklahoma (1)	2-1	1.97	7	7	1	0	1	0	32	22	11	7	2	1	14	0	28	0	0	.196
	Tulsa (1)	0-1	11.57	1	1	0	0	0	0	4.2	10	7	6	0	0	2	0	5	1	0	.417
2001	Texas	11-11	6.02	28	28	1	0	0	0	154	189	109	103	23	6	65	0	104	8	2	.305
	Oklahoma (1)	0-0	0.00	1	1	0	0	0	0	3	3	0	0	0	0	0	0	3	0	0	.250
	Tulsa (1)	0-1	5.40	1	1	0	0	0	0	5	4	3	3	1	1	2	0	5	0	0	.235
2002	Boston	4-5	4.66	14	9	1	0	1	0	58	70	30	30	7	6	27	0	32	1	0	.317
	Memphis	0-2	7.88	5	5	0	0	0	0	16	17	16	14	1	0	17	0	9	2	0	.298
2003	Colorado	13-11	5.04	33	32	1	0	0	0	180.1	201	108	101	21	8	61	3	88	0	0	.284
2004	Florida	2-3	6.44	18	8	0	3	0	0	58.2	75	44	42	13	1	17	1	33	1	0	.319
	Houston	1-0	3.86	9	2	0	2	0	0	14	12	6	6	1	0	4	0	13	0	0	.240
2005	Tucson	1-0	6.38	4	4	0	0	0	0	18.1	33	14	13	3	1	3	0	8	0	0	.393
	Iowa	0-3	13.50	3	3	0	0	0	0	13.1	28	20	20	3	0	5	0	10	0	0	.444
2006	New York (NL)	4-1	3.44	45	0	0	0	0	0	81	70	33	31	13	3	21	2	60	1	0	.231
A.L. Totals		58-52	5.24	206	146	8	12	3	2	900.2	1042	576	524	114	54	403	15	552	37	7	.280
N.L. Totals		33-28	4.60	145	82	3	5	1	0	587.1	619	318	300	71	23	200	12	342	9	5	.273
Major Totals		91-80	4.98	351	228	11	17	4	2	1488	1661	894	824	185	77	603	27	894	46	12	.288

★ led or tied for league lead

(1) rehab assignment

Selected by the Texas Rangers in the third round of the June, 1988 Free Agent Draft.

Acquired by the St. Louis Cardinals along with infielders Fernando Tatis and Mark Little in exchange for infielder Royce Clayton and right-handed pitcher Todd Stottlemyre on July 31, 1998.

Signed by the Texas Rangers as a free agent on January 27, 2000.

Acquired by the Boston Red Sox in exchange for outfielder Carl Everett on December 13, 2001.

Signed by the St. Louis Cardinals as a free agent on July 19, 2002.

Signed by the Colorado Rockies as a free agent on January 24, 2003.

Signed by the Florida Marlins as a free agent on January 29, 2004.

Acquired by the Houston Astros in exchange for future considerations on July 22, 2004.

Signed by the Arizona Diamondbacks to a minor league contract on April 16, 2005.

Signed by the Chicago Cubs to a minor league contract on May 7, 2005.

Signed by the New York Mets to a minor league contract on December 16, 2005.

- Disabling Injuries:** **2004** — Tight left shoulder, disabled Aug. 6-Sept. 6.
2001 — Bruised and lacerated right hand, May 8-June 6.
2000 — Left shoulder tendinitis, disabled Aug. 1-Sept. 1.
2000 — Left shoulder tendinitis, disabled June 21-July 20.
1998 — Strained left shoulder, disabled June 11-26.
1995 — Partial tear left rotator cuff disabled June 27-remainder of season.



2007 ANGELS

	2006					CAREER						2006					CAREER				
	W-L-S	ERA	G	IP	ER	W-L-S	ERA	G	IP	ER		W-L-S	ERA	G	IP	ER	W-L-S	ERA	G	IP	ER
Angels	—	—	—	—	—	5-3-0	3.89	17	69.1	30	March	—	—	—	—	—	—	—	—	—	—
Baltimore	—	—	—	—	—	5-4-0	4.70	12	67.0	35	April	1-0-0	2.61	8	10.1	3	16-12-0	4.92	54	238.0	130
Boston	—	—	—	—	—	1-2-0	5.05	11	41.0	23	May	1-0-0	2.60	7	17.1	5	14-18-0	5.58	76	303.0	188
Chicago	0-0-0	3.00	1	3.0	1	5-3-0	5.40	16	55.0	33	June	1-0-0	2.20	8	16.1	4	16-12-1	4.37	71	272.0	132
Cleveland	—	—	—	—	—	6-1-0	3.38	16	74.2	28	July	1-0-0	0.69	6	13.0	1	20-14-1	4.56	56	246.2	125
Detroit	—	—	—	—	—	4-4-0	7.11	15	44.1	35	Aug.	0-1-0	6.39	8	12.2	9	13-12-0	4.70	47	220.1	11
Kansas City	—	—	—	—	—	1-5-0	6.95	14	66.0	51	Sept.	0-0-0	7.15	8	11.1	9	12-11-0	5.76	44	192.1	123
Minnesota	—	—	—	—	—	5-6-1	4.71	14	72.2	38	Oct.	—	—	—	—	—	0-1-0	6.32	3	15.2	11
New York	0-0-0	0.00	1	2.0	0	6-3-1	4.58	18	74.2	38	Home	1-1-0	2.90	22	40.1	13	45-33-2	4.71	172	736.0	385
Oakland	—	—	—	—	—	4-5-0	8.07	18	68.0	61	Road	3-0-0	3.98	23	40.2	18	46-47-0	5.25	179	752.0	439
Seattle	—	—	—	—	—	1-5-0	6.41	20	78.2	56	Pre-ASG	3-0-0	2.15	25	50.1	12	51-46-1	4.95	216	877.2	483
Tampa Bay	—	—	—	—	—	3-3-0	6.37	7	35.1	25	Post-ASG	1-1-0	5.58	20	30.2	19	40-34-1	5.03	135	610.1	341
Texas	—	—	—	—	—	0-0-0	0.00	1	2.0	0	Starter	—	—	—	—	—	82-77-0	5.14	228	1299.1	742
Toronto	0-0-0	0.00	1	4.1	0	7-4-0	3.06	17	82.1	28	Reliever	4-1-0	3.44	45	81.0	31	9-3-2	3.91	123	188.2	82
Arizona	0-0-0	1.50	2	6.0	1	1-1-0	4.56	12	49.1	25											
Atlanta	1-0-0	6.52	4	9.2	7	1-3-0	4.02	10	40.1	18											
Chicago	0-0-0	0.00	1	2.1	0	3-0-0	3.79	7	40.1	17											
Cincinnati	0-0-0	2.45	3	3.2	1	2-1-0	3.00	8	33.0	11											
Colorado	0-0-0	3.00	1	3.0	1	3-0-0	5.98	8	46.2	31											
Florida	0-0-0	1.13	3	8.0	1	1-1-0	2.94	8	33.2	11											
Houston	0-0-0	0.00	2	2.1	0	4-2-0	4.67	8	34.2	18											
Los Angeles	0-0-0	2.25	3	4.0	1	3-4-0	4.33	13	54.0	26											
Milwaukee	0-0-0	12.00	3	3.0	4	4-4-0	3.84	17	63.1	27											
New York	—	—	—	—	—	0-2-0	5.61	8	33.2	21											
Philadelphia	2-1-0	5.93	6	13.2	9	4-3-0	6.50	10	36.0	26											
Pittsburgh	0-0-0	0.00	2	2.1	0	1-2-0	5.23	7	31.0	18											
St. Louis	0-0-0	0.00	1	1.0	0	1-1-0	6.59	5	13.2	10											
San Diego	0-0-0	0.00	3	3.1	0	5-2-0	4.71	13	65.0	34											
San Francisco	1-0-0	3.86	2	2.1	1	5-5-0	5.40	13	63.1	3											
Washington	0-0-0	5.14	6	7.0	4	0-1-0	5.68	8	19.0	12											

CAREER PITCHING AT MAJOR LEAGUE PARKS

AL	W-L-S	ERA	G	IP	ER	NL	W-L-S	ERA	G	IP	ER
Angel Stadium	2-1-0	4.71	8	28.2	15	Astrodome	1-1-0	4.50	2	12.0	6
Ameriquet Field	28-21-2	5.21	97	428.2	248	AT&T Park	1-2-0	8.64	5	16.2	16
Arlington Stadium	0-0-0	2.70	1	3.1	1	Busch Stadium	0-0-0	0.00	1	1.0	0
Camden Yards	2-2-0	3.90	5	27.2	12	Busch Stadium I	7-7-0	4.37	22	134.0	65
Comerica Park	1-0-0	6.75	2	6.2	5	Chase Field	0-0-0	4.15	3	13.0	6
Fenway Park	3-4-0	4.23	15	66.0	31	Cinergy Field	0-0-0	6.75	1	5.1	4
Jacobs Field	2-0-0	4.05	6	20.0	9	Citizens Bank Park	2-0-0	9.75	3	12.0	13
Kauffman Stadium	1-4-0	7.15	9	45.1	36	Coors Field	8-3-0	5.23	21	108.1	63
Kingdome	1-1-0	6.97	5	20.2	16	County Stadium	2-3-0	3.51	9	41.0	16
McAfee Coliseum	3-4-0	9.36	11	38.1	41	Dodger Stadium	3-2-0	2.63	8	37.2	11
Metrodome	2-3-0	7.09	6	26.2	21	Dolphin Stadium	2-1-0	4.50	9	40.0	20
Rogers Centre	4-3-0	3.44	9	49.2	19	Great American Ballpark	2-0-0	2.84	3	12.2	4
Safeco Field	0-2-0	3.45	3	15.2	6	Miller Park	1-0-0	6.14	3	7.1	5
Tiger Stadium	1-1-0	4.70	5	15.1	8	Minute Maid Park	1-0-0	1.88	7	14.1	3
Tropicana Field	1-2-0	6.87	4	18.1	14	Olympic Stadium	0-0-0	3.60	1	5.0	2
U.S. Cellular Field	2-1-0	3.22	5	22.1	8	Petco Park	0-0-0	0.00	2	2.0	0
Yankee Stadium	1-2-0	5.59	8	29.0	18	PNC Park	1-0-0	4.50	2	6.0	3
						Qualcomm Stadium	2-2-0	6.49	5	26.1	19
						RFK Stadium	0-0-0	0.00	4	4.2	0
						Shea Stadium	1-3-0	3.47	27	62.1	24
						3Com Park	2-0-0	3.95	2	13.2	6
						Three Rivers Stadium	0-1-0	4.50	1	6.0	3
						Turner Field	1-3-0	5.47	7	26.1	16
						Veterans Stadium	0-1-0	11.25	1	4.0	5
						Wrigley Field	0-0-0	3.86	3	14.0	6

DIVISION SERIES TOTALS

Year	Club, Opp.	W-L	ERA	G	GS	CG	SHO	SV	IP	H	R	ER	BB	SO
1996	— Tex., NYY	0-1	3.38	1	1	0	0	0	8	6	3	3	2	3
2006	— NYM, LAD	0-0	20.25	1	0	0	0	0	1.1	3	3	3	0	0
Totals		0-1	5.79	2	1	0	0	0	9.1	9	6	6	2	3

LEAGUE CHAMPIONSHIP SERIES TOTALS

Year	Club, Opp.	W-L	ERA	G	GS	CG	SHO	SV	IP	H	R	ER	BB	SO
2006	— NYM, StL	0-0	0.00	1	0	0	0	0	6	3	0	0	1	3

MAJOR LEAGUE HITTING TOTALS

AVG	AB	H	HR	RBI
.221	217	48	1	20

CAREER FIELDING

POS	PCT	G	PO	A	E	TC	DP
P	.976	351	60	225	7	292	13

OLIVER



2007 ANGELS

OLIVER'S BESTS

Season		Game	
Wins	14 — 1996	SO	11 — vs. SD, 8-3-99
ERA	3.42 — 1994	IP	9.0 — 8 times; last, vs. Bal., 4-30-02
TP	201.1 — 1997	Low-Hit	3 — at TB, 7-21-01
SO	119 — 1999	Win Streak	5 — July 31, 2004-July 30, 2006
SV	2 — 1994		July 26-Aug. 27, 1997



ROBB QUINLAN

OPENING DAY AGE: 30	BORN: March 17, 1977
BIRTHPLACE: St. Paul, MN	RESIDES: Minnetonka, MN
MARRIED: Amanda Lenzmeier, Feb. 10, 2006	
ACQUIRED: Selected in 10th round of 1999 free agent draft	
SIGNED THRU: 2007	M.L. SERVICE: 3 yrs., 40 days

INF

BATS: Right

THROWS: Right

HT.: 6-1

WT.: 215

39

2006 SEASON:

■ Spent first full season with **Angels** and set career-highs in several offensive categories, including games (86), hits (75), runs scored (28), home runs (9) and RBI (32)...Six of his nine home runs came on the road and seven came vs. LHP...Batted .367 (51/139) his last 42 games and hit .336 (41/122) after the All-Star break...Logged 17-game hit streak Aug. 2-Sept. 1...Hit second of back-to-back HRs (Anderson) in 7th inning, Aug. 29 at Seattle...Best month came in July (.400; 14/35)...Connected for first career pinch-hit HR (13th inn.), June 24 at Arizona...Made 62 starts (45 vs. LHP) and hit safely in 49 of those starts...Hit .326 (45/138) vs. LHP and .327 (17/52) with RISP.

CAREER HIGHLIGHTS:

■ Hitting .324 (102/315) in career vs. LHP...Posted 21-game hit streak, July 7-Aug. 10, 2004...Hit .425 (34/80) during streak...21-game hit streak is longest by Angels' rookie in club history - previously Aurilio Rodriguez in 1968 (16 games) - and was longest streak by any rookie since 2001 (Ichiro - 23 games)...Led all AL rookies with .407 average and 15 RBI in July 2004 to be named AL Rookie of the Month, first Angel to receive honor since inception of award in 2001...One of six Angels' rookies to make ML debut in 2003...His first four ML starts came vs. Barry Zito, Andy Pettitte, Roger Clemens and David Wells (went 5-for-13)...Hit .366 (15/41) through first 13 games in ML...Angels' Minor League Player of the Year in 2002.

POST-SEASON EXPERIENCE:

■ Made post-season debut in **2005** Division Series vs. NYY...Started at third base in Game 3 and went 1-for-2 in Angels 11-7 win...Registered first post-season HR in game two of ALCS vs. CWS, a solo shot that served as club's lone run in 2-1 setback.

MAJOR LEAGUE SUMMARY:

■ In **2005**, saw majority of action with **Angels** when facing LHP and responded batting .289 (24/83) with all 5 HRs vs. LHP (2 vs. Barry Zito)...3 of 5 HRs came vs. A's...Made 37 starts (30 at 3B)...Hit .274 (20/73) - .180 (11/61) at home...Batted .296 (21/71) after ASB - .159 (10/63) before ASB...Collected pinch-hit, GW-RBI single in 12th inn, Sept. 16 vs. Detroit...Led Angels with four pinch-hits (4/11)...Went 8-for-11 in first four games after activation from DL, Aug. 23...Tallied two clutch HRs in key Oakland series, Aug. 30-Sept. 1...Committed five of seven errors in Sept...Placed on DL, July 1, due to mild disk bulge of neck/left shoulder inflammation...Played in four rehab games at Rookie Mesa (.250, 3/12, 3 RBI) and 15 contests at Salt Lake (.383, 23/60, 1 HR, 4 RBI)...Recalled June 28 from **Salt Lake**...Optioned to Salt Lake, June 18...Made first career Opening Day roster and started at third base Opening Night in place of injured Dallas McPherson.

■ In **2004**, began sixth professional season at triple-A **Salt Lake**, where he batted .296 (32/108) with 15 runs scored, nine doubles, one triple, two homers and 17 RBI in 27 games...Recalled to **Angels**, May 6, and optioned back to Salt Lake, June 8 before being recalled back to Angels, June 11...Hit .344 (55/160) with five homers and 23 RBI in 56 games with Angels...Hit first home run of ML career and tallied career-high three RBI, July 24 at Seattle...Set career-high with four hits, July 22 at Texas...Three of his five HR tied game or gave Angels lead...Three of five HR came vs. Seattle...Posted 21-game hit streak, July 7-Aug. 10, hitting .425 (34/80) during streak...21-game hit streak is longest by Angels' rookie in club history



2007 ANGELS

(previously Aurilio Rodriguez in 1968, 16 games) and longest streak by any rookie since 2001 (Ichiro Suzuki, Seattle, 23 games)...Led all AL rookies with .407 average and 15 RBI in July to be named AL Rookie of the Month, first Angel to receive honor since inception of award in 2001...Made 40 starts overall with Angels (9 at 1B, 4 as DH, 27 at 3B, 1 at LF), committing just one error (at third base)...Placed on 15-day DL, Aug. 17, after tearing left oblique muscle during early batting practice at Tampa Bay that day and missed rest of season.

- Spent majority of 2003 campaign at triple-A **Salt Lake** batting .310 (122/393) with 55 runs, 19 doubles, four triples, nine HR and 68 RBI in 95 games with Stingers, playing first base and outfield...Did not commit an error with Stingers and batted over .300 for fourth time in five minor league seasons (.295 in 2001)...Recalled from Salt Lake July 27...One of six Angels' rookies to make ML debut in 2003...His first four ML starts came vs. Barry Zito, Andy Pettitte, Roger Clemens and David Wells (went 5-for-13)...Hit .366 (15/41) through first 13 games in ML...Did not record a putout at first base during entire game Aug. 6 at Boston (first time in AL since John Olerud, July 17, 2000)...Collected first ML RBI with ninth-inning single off Pedro Martinez Aug. 6...Connected first ML hit (single off Andy Pettitte) July 29 vs. New York (finished 3/4, 1 2B)...Set career-best with three hits in the contest...Owned two four-game hit streaks with Anaheim...Made 23 starts with Angels.

MINOR LEAGUE SUMMARY:

- In 2002, completed fourth professional season...Batted .333 (176/528) with 31 doubles, 13 triples, 20 home runs and 112 RBI in 136 games for triple-A **Salt Lake** and named Angels' Minor League Player of the Year...Set career-highs in average, games, at-bats, runs (95), hits, triples, home runs, RBI and slugging percentage (.555)...RBI total led Pacific Coast League and ranked second in all of the minor leagues...Also ranked third in PCL in hits (176), tied for third in runs, fourth in extra-base hits (64) and fifth in average, triples and slugging percentage...Collected two five-hit games, May 12 vs. Edmonton (5-5, 4 R, 2 HR, 8 RBI) and July 28 at Colorado Springs (5-6, 2 2B, 3B, HR, 7 RBI)...In July 28th game, became first Salt Lake player to hit for the cycle since 1998...Posted 21-game hit streak, May 29-June 20, batting .440 (40/91) with 10 doubles, one triple, two home runs and 12 RBI over that span...Also posted hit streaks of 11 (July 15-25) and 10 (Aug. 14-25) games...Tied career-high with eight RBI, May 12 vs. Edmonton (also July 6, 1999 vs. Yakima)...Owned .400 (32/80) average in 22 games as DH...Committed only three errors in 257 chances for .988 fielding percentage (108 games in OF, seven at 1B)...Batted .373 (98/263) average with 19 doubles, three triples, eight home runs and 58 RBI on road...Was voted to *Baseball America's* 2002 Minor League All-Star Team at completion of season...Awarded Angels' Minor League Player of the Month for May and June...Participated for PCL in triple-A All-Star Game...Was voted PCL's Rookie of the Year and MVP...Named *Topps* PCL Player of the Month for July...Played with Obregon of Mexican Winter League, ranking among league leaders in hits and average.
- In 2001, ranked third in Texas league in triples (7), fifth in runs (82), fifth in hits (145) and eighth in average (.295) with **Arkansas**...Participated in Texas League All-Star Game...Named Texas League Player of the Week, April 16-22...Earned Angels' Organization Defensive Player of the Month for June.
- In 2000, ranked fourth in California League in doubles (35), fifth in average (.317) and fifth in on-base percentage (.396) with **Lake Elsinore**...Named Angels' Organization Player of the Month in August, as well as California League Player of the Month and *Topps* Minor League Player of the Month for August, batting .361 (39/108) with seven doubles, one triple, four home runs and 24 RBI to earn the honors.
- In 1999, led Northwest League in RBI (77), hits (95) and at-bats (295) and ranked third in total bases (144), third in games (73), fifth in doubles (20) and 10th in average (.322) with **Boise**...Named Northwest League *Baseball America* Short-Season All-Star...Also honored as Northwest League Player of the Week, July 5-11 and Aug. 2-8...Earned Northwest League Most Valuable Player.

PERSONAL/MISC:

- Robb William Quinlan.
- Attended University of Minnesota, obtaining a degree in Marketing and Communications in 1999...Named Big 10 Conference Player of Year and All-League first baseman as 1999 senior...Batted .413 with 16 home runs and 84 RBI in 64 games.
- Graduated from Hill Murray High School (Maplewood, MN).
- Older brother Tom Quinlan played third base in major leagues with Toronto (1990, 1992), Philadelphia (1994) and Minnesota (1996).
- Involved in Angels' caravans and local youth baseball clinics.
- Signed by Angels' scout Tom Osowski.



2007 ANGELS

QUINLAN'S LIFETIME PLAYING RECORD

Year	Club	AVG	G	AB	R	H	2B	3B	HR	RBI	SH	SF	HBP	BB	IBB	SO	SB	CS	GDP	SLG	OBP	E
1999	—Boise	.322	73	295★	51	95★	20	1	9	77★	0	1	4	35	2	52	5	3	5	.488	.400	27
2000	—Lake Elsinore	.317	127	482	79	153	35	5	5	85	2	9	2	67	1	82	6	4	7	.442	.396	16
2001	—Arkansas	.295	129	492	82	145	33	7	14	79	0	7	6	53	9	84	0	4	12	.476	.366	8
2002	—Salt Lake	.333	136	528	95	176	31	13	20	112★	0	15	4	41	2	93	8	2	16	.555	.376	3
2003	—Salt Lake	.310	95	393	55	122	18	4	9	68	0	2	1	25	2	59	10	3	9	.445	.352	0
	—Anaheim	.287	38	94	13	27	4	2	0	4	1	0	0	6	0	16	1	2	3	.372	.330	2
2004	—Salt Lake	.296	27	108	15	32	9	1	2	17	0	0	0	14	1	14	1	1	3	.454	.377	3
	—Anaheim	.344	56	160	23	55	14	0	5	23	0	1	2	14	0	26	3	1	1	.525	.401	1
2005	—LAA	.231	54	134	17	31	8	0	5	14	0	1	1	7	0	26	0	1	4	.403	.273	7
	—Salt Lake (1)	.383	15	60	13	23	6	0	1	4	0	0	2	0	2	8	0	0	4	.533	.403	1
2006	—LAA	.321	86	234	28	75	11	1	9	32	0	1	2	7	1	28	2	1	6	.491	.344	4
Major Totals		.302	234	622	81	188	37	3	19	73	1	3	5	34	1	96	6	5	14	.463	.342	14

Disabling Injuries: 2005 — Mild disk bulge of neck/left shoulder inflammation, disabled July 1 – Aug. 22.
 2004 — Strained left oblique muscle, disabled Aug. 17 (retro to Aug. 16) – end of season.

★ led or tied for league lead
 (1) rehab assignment

2006

CAREER

	AVG	AB	H	HR	RBI	AVG	AB	H	HR	RBI
Angels	—	—	—	—	—	—	—	—	—	—
Baltimore	.333	6	2	0	0	.361	36	13	0	2
Boston	.286	14	4	0	1	.250	32	8	0	3
Chicago	.286	14	4	1	2	.220	41	9	2	6
Cleveland	.313	16	5	0	0	.275	51	14	0	2
Detroit	.154	13	2	0	0	.268	41	11	2	4
Kansas City	.333	12	4	2	6	.293	41	12	3	11
Minnesota	.000	2	0	0	0	.280	25	7	0	1
New York	.375	16	6	0	0	.407	27	11	0	0
Oakland	.333	27	9	2	4	.269	67	18	5	9
Seattle	.394	33	13	2	5	.349	86	30	5	15
Tampa Bay	.353	17	6	0	7	.324	37	12	0	8
Texas	.389	18	7	0	3	.311	61	19	0	6
Toronto	.300	20	4	0	1	.280	25	7	0	1
Arizona	1.000	1	1	1	2	1.000	1	1	1	2
Atlanta	—	—	—	—	—	.500	2	1	0	0
Chicago	—	—	—	—	—	.333	3	1	0	0
Cincinnati	—	—	—	—	—	—	—	—	—	—
Colorado	.400	5	2	1	1	.400	5	2	1	1
Florida	—	—	—	—	—	.000	1	0	0	0
Houston	—	—	—	—	—	.400	10	4	0	0
Los Angeles	.333	15	5	0	0	.286	21	6	0	2
Milwaukee	—	—	—	—	—	—	—	—	—	—
New York	—	—	—	—	—	.000	0	0	0	0
Philadelphia	—	—	—	—	—	—	—	—	—	—
Pittsburgh	—	—	—	—	—	.250	4	1	0	0
St. Louis	—	—	—	—	—	—	—	—	—	—
San Diego	.000	2	0	0	0	.000	2	0	0	0
San Francisco	.333	3	1	0	0	.333	3	1	0	0
Washington	—	—	—	—	—	.000	0	0	0	0

2006

CAREER

	AVG	AB	H	HR	RBI	AVG	AB	H	HR	RBI
March	—	—	—	—	—	—	—	—	—	—
April	.350	20	7	0	1	.234	47	11	0	2
May	.232	56	13	0	2	.227	110	25	1	5
June	.296	27	8	3	6	.258	66	17	3	6
July	.400	35	14	2	15	.402	102	41	4	30
Aug.	.387	62	24	2	5	.359	181	65	6	17
Sept.	.241	29	7	1	1	.248	109	27	4	11
Oct.	.400	5	2	1	2	.286	7	2	1	2
Home	.336	116	39	3	12	.303	300	91	9	31
Road	.305	118	36	6	20	.301	322	97	10	42
Vs. LHP	.326	138	45	7	19	.324	315	102	15	41
Vs. RHP	.313	96	30	2	13	.280	307	86	4	32
Pre-ASG	.304	112	34	5	14	.251	243	61	6	22
Post-ASG	.336	122	41	4	18	.335	379	127	13	51
RISP	.327	52	17	2	23	.292	144	42	3	52
Bases Loaded	.300	10	3	0	7	.292	24	7	0	14
Pinch-hitting	.200	5	1	1	2	.318	22	7	1	3
DH	.000	1	0	0	0	.231	26	6	0	1

CAREER BATTING AT MAJOR LEAGUE PARKS

AL	AVG	AB	H	HR	RBI	NL	AVG	AB	H	HR	RBI
Ameritrust Field	.296	27	8	0	2	AT&T Park	.333	3	1	0	0
Angel Stadium	.303	300	91	9	31	Chase Field	1.000	1	1	1	2
Camden Yards	.412	17	7	0	1	Dodger Stadium	.167	12	2	0	0
Comerica Park	.200	15	3	0	0	Minute Maid Park	.400	10	4	0	0
Fenway Park	.217	23	5	0	3	PNC Park	.250	4	1	0	0
Jacobs Field	.258	31	8	0	1	Shea Stadium	.000	0	0	0	0
Kauffman Stadium	.375	24	9	2	6	Turner Field	.500	2	1	0	0
McAfee Coliseum	.313	32	10	2	5						
Metrodome	.278	18	5	0	1						
Rogers Centre	.167	6	1	0	1						
Safeco Field	.343	35	12	3	8						
Tropicana Field	.381	21	8	0	6						
U.S. Cellular Field	.250	28	7	2	6						
Yankee Stadium	.308	13	4	0	0						

2007 ANGELS

DIVISION SERIES TOTALS

Year	Club, Opp.	AVG	G	AB	R	H	2B	3B	HR	RBI	SH	SF	HBP	BB	IBB	SO	SB	CS	GDP	SLG	OBP	E
2005	LAA, NYY	.500	2	2	0	1	0	0	0	0	0	0	0	0	0	0	0	0	0	.500	.500	0

LEAGUE CHAMPIONSHIP SERIES TOTALS

Year	Club, Opp.	AVG	G	AB	R	H	2B	3B	HR	RBI	SH	SF	HBP	BB	IBB	SO	SB	CS	GDP	SLG	OBP	E
2005	LAA, CWS	.333	1	3	1	1	0	0	1	1	0	0	0	0	0	2	0	0	0	1.333	.333	0

CAREER FIELDING

POS	PCT	G	PO	A	E	TC	DP
1B	.993	109	633	45	5	683	67
3B	.948	83	46	119	9	174	65
OF	1.000	32	25	0	0	25	0

QUINLAN'S BESTS

	Season	Game
AVG	.344 — 2004	4 — 7-22-04 at Tex.
H	75 — 2006	1 — 19 times, last, 10-1-06 vs. Oak.
HR	9 — 2006	3 — 5 times; last, 7-26-06 at TB
RBI	32 — 2006	1 — 6 times; last, 9-30-06 vs. Oak.
SB	3 — 2004	Hit Streak 21 — July 7 - Aug. 10, 2004



2007 ANGELS



CHRIS RESOP

OPENING DAY AGE: 24 BORN: Nov. 4, 1982
 BIRTHPLACE: Naples, FL RESIDES: Naples, FL
 ACQUIRED: Acquired from Florida, Nov. 20, 2006, in exchange for RHP Kevin Gregg
 SIGNED THRU: 2007 M.L. SERVICE: 113 days

RHP

BATS: Right

THROWS: Right

HT.: 6-3

WT.: 215

341

2006 SEASON:

- Completed season with 1-2 record and 3.38 ERA in 22 games during four stints with **Florida**...Established career highs in games (22), innings (21.1) and losses (2)...Was member of Marlins' Opening Day roster and was 0-0 with 6.00 ERA after three appearances, when he was optioned to triple-A **Albuquerque**, April 13...Was recalled June 22 and appeared in four games during second stint with club...Went 0-0 with 1.80 ERA in four games (5.0 innings)...Was optioned to triple-A on July 4 and recalled July 17 for four-game stint...Allowed two earned runs in five innings...Optioned to Albuquerque on July 30...Recalled for final stretch on Sept. 1 and made 11 appearances, going 1-2 with 3.24 ERA...Earned first win of season (third of career) on Sept. 9 vs. Philadelphia, tossing a scoreless inning...Charged with first Major League loss on Sept. 12 vs. New York Mets...Faced one batter and allowed one earned run on one hit...Notched second loss and first Major League blown save on Sept. 19 at New York Mets, yielding two earned runs on two hits in 0.1 inning...Was 4-0 with 3.81 ERA in 40 games with Albuquerque, recording 43 strikeouts in 49.2 innings.

MAJOR LEAGUE SUMMARY:

- In **2005**, registered 15 relief appearances (17.0 IP) for the **Marlins** while splitting the 2005 season between double-A Carolina and Florida in just his second full season as a pitcher...Posted a 2-0 record and 8.47 ERA with a .324 batting average against for Florida...Selected from Carolina on June 28 and made Major League debut same day vs. Atlanta, allowing four runs on four hits in 0.2 innings of work...Recorded three straight scoreless appearances in his next three outings, July 5-10, allowing three hits and one walk with seven strikeouts over 5.2 innings...Collected first career win, Sept. 10 at Philadelphia, tossing a scoreless sixth inning (1 H, 1 SO)...Allowed runs in six of his 15 appearances...Three times recorded three consecutive scoreless appearances (July 5-10, July 17-Sept. 10, Sept. 26-Oct. 1)...Tossed a season- and career-high 2.2 innings of relief on July 7 vs. Milwaukee, allowing no runs on one hit and one walk with career-best four strikeouts...Finished the season with win vs. Atlanta, Oct. 1, retiring all three batters he faced in the eighth inning.

MINOR LEAGUE SUMMARY:

- In **2005**, went 3-2 with 2.57 ERA and 24 saves at triple-A **Carolina**...Set career-highs in games (43), innings pitched (49.0) and saves (24)...Held opponents to a .242 (47/194) average and two home runs, recording 56 strikeouts in 49.0 innings pitched...Led Carolina in saves and finished second in Florida organization among saves leaders behind Chris Mobley (Greensboro - 34)...Named Best Reliever in Southern League by Baseball America...Finished second in Southern League in saves...Selected as Southern League All-Star (North) along with five other Mudcats players...Did not appear in the July 13 game.
- In **2004**, played all of season with single-A **Greensboro**, going 3-1 with 1.94 ERA and 13 saves in 41 games in first full season as pitcher...Held opponent hitters to .173 (26/150) and one home run, compiling 68 strikeouts in 41.2 innings...Led club in saves...After beginning season 0-1 with 3.93 ERA and four saves in 19 games in April and May, went 3-0 with 0.39 ERA and nine saves in 22 games over final three months of season...Recorded 39 strikeouts and allowed just three walks in 23.1 innings in June, July and August...Allowed just one ER in final 26 games (27.0 IP) of season...Retired all three batters faced with strikeouts on three occasions, May 29 vs. Charleston (SC), June 1 vs. Asheville and June 26 at Charleston (SC)...Suffered only loss of season on May 8 at Savannah, allowing 2 runs (1 ER) on three hits in 0.1 innings.
- In **2003**, began season as an outfielder before converting to pitcher in July...Appeared in 26 games as position player between beginning of season and June 20...Batted .191 (17/89) with one home run and eight RBI...Hit lone home run of professional career on June 8 in second game of doubleheader at Kannapolis...After second disabled list stint of season, July 7-23, pitched for first time as pro on July 23 vs. Lakewood, allowing one ER on one hit in 1.0 inning of work...Went 0-1 with 4.97 ERA (7 ER in 12.2 IP) as pitcher...Recorded season-high four strikeouts in 2.0 innings on July 30 at Charleston (SC).
- In **2002**, spent entire season with the rookie **Gulf Coast League** Marlins...Batted .264 with 11 RBI in 28 games...Recorded only stolen base of professional career, Aug. 10 at the GCL Dodgers...Appeared in right field (14), left field (5) and as designated hitter (8).



2007 ANGELS

- In **2001**, began professional career as outfielder for the rookie **Gulf Coast League** Marlins and single-A **Utica**...Played in 26 games with Gulf Coast League Marlins and batted .116 (10/86) with five RBI...Played primarily in right field (74), but also saw time in center field (1) and as designated hitter (11)...Promoted to Utica on Aug. 27 and batted .333 (1x3) in two games.

PERSONAL/MISC:

- Christopher Paul Resop (pronounced REE-sop).
- Originally signed by Marlins' scout Mike Tosar.
- Graduated from Barron Collier High School (FL) in 2001...Lettered in baseball and football in high school...Honored as Class 4A All-State outfielder as senior...Was quarterback on football team.

RESOP'S LIFETIME PITCHING RECORD

Year	Club	W-L	ERA	G	GS	CG	GF	SHO	SV	IP	H	R	ER	HR	HB	BB	IBB	SO	WP	BK	BA
2003	Greensboro	0-1	4.97	11	0	0	2	0	0	12.2	11	7	7	1	0	5	0	15	1	1	.224
2004	Greensboro	3-1	1.94	41	0	0	36	0	13	41.2	26	11	9	1	2	7	0	68	2	1	.173
2005	Carolina	3-2	2.57	43	0	0	40	0	24	49.0	47	15	14	2	0	16	0	56	4	0	.242
	Florida	2-0	8.47	15	0	0	6	0	0	17.0	22	16	16	1	1	9	0	15	3	0	.324
2006	Albuquerque	4-0	3.81	40	0	0	5	0	2	49.2	49	21	21	4	1	15	1	43	2	0	.257
	Florida	1-2	3.38	22	0	0	10	0	0	21.1	26	9	8	1	1	16	5	10	0	0	.288
Major Totals		3-2	5.63	37	0	0	16	0	0	38.1	48	25	24	2	2	25	5	25	3	0	.306

Originally selected by Florida in fourth round of 2001 free agent draft.

	2006					CAREER						2006					CAREER				
	W-L-S	ERA	G	IP	ER	W-L-S	ERA	G	IP	ER		W-L-S	ERA	G	IP	ER	W-L-S	ERA	G	IP	ER
Angels	—	—	—	—	—	—	—	—	—	—	March	—	—	—	—	—	—	—	—	—	—
Baltimore	—	—	—	—	—	—	—	—	—	—	April	0-0-0	6.00	3	3.0	2	0-0-0	6.00	3	3.0	2
Boston	0-0-0	9.00	1	1.0	1	0-0-0	9.00	1	1.0	1	May	—	—	—	—	—	—	—	—	—	
Chicago	—	—	—	—	—	—	—	—	—	—	June	0-0-0	0.00	2	2.0	0	0-0-0	13.50	3	2.2	4
Cleveland	—	—	—	—	—	—	—	—	—	—	July	0-0-0	3.38	6	8.0	3	0-0-0	3.94	12	16.0	7
Detroit	—	—	—	—	—	—	—	—	—	—	Aug.	—	—	—	—	—	0-0-0	0.00	1	1.0	0
Kansas City	—	—	—	—	—	—	—	—	—	—	Sept.	1-2-0	3.24	11	8.1	3	2-2-0	6.75	17	14.2	11
Minnesota	—	—	—	—	—	—	—	—	—	—	Oct.	—	—	—	—	—	1-0-0	0.00	1	1.0	0
New York	0-0-0	0.00	1	1.0	0	0-0-0	0.00	1	1.0	0	Home	1-1-0	2.08	9	8.2	2	2-1-0	4.05	18	20.0	9
Oakland	—	—	—	—	—	—	—	—	—	—	Road	0-1-0	4.26	13	12.2	6	1-1-0	7.36	19	18.1	15
Seattle	—	—	—	—	—	—	—	—	—	—	Pre-ASG	0-0-0	3.38	7	8.0	3	0-0-0	4.40	11	14.1	7
Tampa Bay	0-0-0	0.00	1	1.0	0	0-0-0	0.00	1	1.0	0	Post-ASG	1-2-0	3.38	15	13.1	5	3-2-0	6.38	26	24.0	17
Texas	—	—	—	—	—	—	—	—	—	—	Starter	—	—	—	—	—	—	—	—	—	—
Toronto	—	—	—	—	—	—	—	—	—	—	Reliever	1-2-0	3.38	22	21.1	8	3-2-0	5.63	37	38.1	24
Arizona	—	—	—	—	—	—	—	—	—	—											
Atlanta	0-0-0	0.00	1	1.0	0	1-0-0	13.50	3	2.2	4											
Chicago	—	—	—	—	—	0-0-0	0.00	1	2.0	0											
Cincinnati	0-0-0	0.00	1	0.2	0	0-0-0	0.00	1	0.2	0											
Colorado	—	—	—	—	—	—	—	—	—	—											
Florida	—	—	—	—	—	—	—	—	—	—											
Houston	0-0-0	0.00	1	1.0	0	0-0-0	27.00	2	1.1	4											
Los Angeles	—	—	—	—	—	—	—	—	—	—											
Milwaukee	0-0-0	0.00	2	1.1	0	0-0-0	0.00	4	5.0	0											
New York	0-2-0	19.29	4	2.1	5	0-2-0	19.29	4	2.1	5											
Philadelphia	1-0-0	2.25	7	8.0	2	2-0-0	6.28	13	14.1	10											
Pittsburgh	0-0-0	0.00	1	1.0	0	0-0-0	0.00	1	1.0	0											
St. Louis	—	—	—	—	—	—	—	—	—	—											
San Diego	0-0-0	0.00	1	1.0	0	0-0-0	0.00	1	1.0	0											
San Francisco	—	—	—	—	—	—	—	—	—	—											
Washington	0-0-0	0.00	1	2.0	0	0-0-0	0.00	3	4.0	0											

CAREER PITCHING AT MAJOR LEAGUE PARKS

AL	W-L-S	ERA	G	IP	ER	NL	W-L-S	ERA	G	IP	ER
Yankee Stadium	0-0-0	0.00	1	1.0	0	Citizens Bank Park	1-0-0	6.75	9	9.1	7
						Dolphin Stadium	2-1-0	4.05	18	20.0	9
						Miller Park	0-0-0	0.00	2	1.1	0
						Minute Maid Park	0-0-0	27.00	2	1.1	4
						RFK Stadium	0-0-0	0.00	1	2.0	0
						Shea Stadium	0-1-0	15.43	3	2.1	4
						Turner Field	0-0-0	0.00	1	1.0	0

MAJOR LEAGUE HITTING TOTALS

AVG	AB	H	HR	RBI
.000	1	0	0	0

CAREER FIELDING


POS	PCT	G	PO	A	E	TC	DP
P	1.000	37	2	1	0	3	0



2007 ANGELS

RESOP'S BESTS

	Season	Game
Wins	2 — 2005	SO 4 — vs. Mil., 7-7-05
ERA	3.38 — 2006	IP 2.2 — vs. Mil., 7-7-05
IP	21.1 — 2006	Win Streak 3 — Sept. 10, 2005-Sept. 9, 2006
SO	15 — 2006	



JUAN RIVERA

OPENING DAY AGE: 28 **BORN:** July 3, 1978
BIRTHPLACE: Guarenas, VZ **RESIDES:** Guarenas, VZ
CHILDREN: Sebastian, Luis
ACQUIRED: From Washington along with INF Maicer Izturis in exchange for OF Jose Guillen, Nov. 10, 2004
SIGNED THRU: 2007 **M.L. SERVICE:** 4 years, 47 days

OF **BATS:** Right **THROWS:** Right **HT:** 6-2 **WT:** 225 **20**

2006 SEASON:

■ Enjoyed breakout season in second year with **Angels**, establishing career bests in several offensive categories including avg. (.310), runs (65), hits (139), home runs (23) and RBI (85)...His .310 average ranked 7th among AL outfielders (min. 100 games)...Hit .349 (38/109) with RISP to lead Angels...Led AL with 13 outfield assists...Started 77 of Angels' last 82 games after start in just 40 of Angels' first 80 games...Hit .335 (87/260) after the All-Star break and .340 (114/335) his last 85 games...Had 8-game hit streak (Sept. 20-28) - Hit .531 (17/32) during hit streak, his second 8-game stretch of the season...Matched career-best with four hits Sept. 25 vs. Texas (6th time)...Hit 11 HRs in July to equal club mark for that month (Don Baylor in July 1979)...Hit .364 (36/99) with 11 HRs and 25 RBI in 26 games in July (marked career bests for a HR and RBI in a month)...On July 18 vs. Cleveland, logged his third multi-HR game in span of 11 games (also 7/4 at Sea. & 7/6 at Oak)...Connected for third career grand slam May 12 vs. Seattle...Missed 20 games on DL (April 17-May 7) with strained left rib cage and played two games on a rehab assignment with triple-A **Salt Lake**...Played for Venezuela in World Baseball Classic...Suffered a broken left tibia on Dec. 22, 2006 in a collision at first base while playing Winter Ball in Venezuela for the Oriente Caribbeans...Had surgery performed on December 27 with a rod inserted into the tibia and screws at the top and bottom of the fracture...No timetable has been set for his return.

CAREER HIGHLIGHTS:

■ Matched Angels' club record for home runs in July with 11 in 2006...Connected for three multi-HR games in span of 11 games, July 4-18, 2006...Led AL with 13 outfield assists in 2006...Tied for ML lead with 14 outfield assists with Expos in 2004...Hit two HR (2-run and grand slam) in an inning for fifth time in Expos history, June 19, 2004 vs. CWS, first and only player in Olympic Stadium history to accomplish feat and 11th player in ML history to do so...Also collected six RBI, matching Andre Dawson's single-inning RBI record...Named top prospect in Yankees' system by Baseball America in 2002.

POST-SEASON EXPERIENCE:

■ In **2005**, started all five games and played key role in Angels' Division Series win over NYY, hitting .353 (6/17) with three runs, one HR and one RBI...Connected for first career post-season HR with solo shot 5th inn. of Game 2 victory...Went 1-for-9 in his three games of ALCS vs. CWS...In **2003**, posted .333 average (4/12) in four starts of DS vs. Minnesota...Appeared in two games (one start), going 0-for-2 against Boston in ALCS...Batted .167 (1/6) with one double against Florida in World Series (two games, one start)...In **2002**, made post-season debut vs. Angels in Division Series...Batted .250 (3/12) with three RBI in four games (four starts).



MAJOR LEAGUE SUMMARY:

- In 2005, spent first season with **Angels** and established career bests with 15 HRs and 59 RBI...Ended season hitting in season-best eight straight games (.353; 12/34, 2 HR, 9 RBI) and started last 17 games of 2005, span in which Angels went 14-3 to seal division title...Hit .308 (49/159) from Aug. 1- end of season...5 of last 11 RBI tied game or gave Angels lead...One of top Angel hitters with RISP (.348, 31/89)...Final HR on last day of season was key as 3-run shot in 4th inning at Texas tied game at 4-4 in comeback win to help club seal home field in 1st round vs. of Division Series vs. NYY...Tallied 5th outfield assist Sept. 9 at CWS, throwing out potential winning run (Rowand) at home in 11th inn...Had four hits, two HR (3rd time) and six RBI (2nd time in career), Aug. 18 vs. Boston...10 total bases were most by Angel in 2005...Hit safely in 60 of 84 starts (27 as DH, 31 in LF, 22 in RF, 4 in CF)...Tied club record with three doubles (7/27 at Tex.)...Connected for second career grand slam, May 20 at Dodger Stadium...Played with Oriente of Venezuela winter league.
- In 2004, spent season with **Montreal**, posting .307 average (120/391) with 24 doubles, one triple, 12 home runs and 49 RBI in 134 games...Set career-highs in every offensive category...Struggled in first half of season, batting .244 (43/176) with five home runs and 23 RBI...Posted .358 average (77/215) with seven home runs and 26 RBI in the second half to finish at .307...Hit .370 after Aug. 1, fourth best in ML (Suzuki, .419; Bonds, .375; Helton, .374)...Batted .276 (43/156) with six home runs and 21 RBI off lefties while posting .328 average (77/235) with six home runs and 28 RBI vs. righties...Collected first career pinch-hit home run, May 2 at LA (Guillermo Mota)...Hit two HR (2R and GS) in an inning for fifth time in Expos history, June 19 vs. CWS (9 run second inning)...Was first and only player in Olympic Stadium history to accomplish feat and 11th player in ML history to do so...Was second player to post two HR in an inning during interleague play (also Jared Sandberg)...Also collected six RBI, matching Andre Dawson's single-inning RBI record (Sept. 24, 1995 at CHI, fifth inning)...Matched career-high four hits in game, Aug. 22 at Col...Posted career-high 11-game hit streak, Sept. 14-24, batting .386 (17/44) with three home runs and eight RBI in that span...Hit streak included six multi-hit efforts...Named Expos Player of the Month for September by Montreal Chapter of BBWAA after setting single-month career-highs in hits (37) and RBI (15)...Ranked first in ML in outfield assists with 14 (also Richard Hidalgo)...13 of 14 outfield assists came in RF and five were recorded at home plate...Batted .302 (58/192) with six home runs and 26 RBI at home while batting .312 (62/199) with six home runs and 23 RBI on road.
- In 2003, posted .266 (46/173) average with 14 doubles, seven home runs and 26 RBI in 57 games for **Yankees**...Became first Yankee to ground into three DP's in single game, June 1 at Detroit (17 innings), since Matt Nokes, May 2, 1993 vs. Minnesota...At time, tied career-high six-game hit streak, Sept. 17-27, batting .550 (11/20) with five home runs and 10 RBI...Homered in four of five starts during that span.
- In 2002, appeared in 28 games for **Yankees**, posting .265 average (22/83) with five doubles, one home run and six RBI in 28 games...Recalled, June 5 vs. Baltimore...Collected first Major League hit with fifth inning double...Made two starts before being placed on 15-day DL, June 9, due to small avulsion fracture of right knee cap...Reinstated from DL Aug. 19 and optioned to Columbus same day...Recalled for second time, Aug. 31...Hit first Major League HR, Sept. 19, at Tampa Bay...Named top prospect in Yankees' organization by *Baseball America*.
- In 2001, was hitless in four at-bats in three games with **Yankees**...Made Major League debut, Sept. 4, at Toronto, replacing Paul O'Neil in right.

MINOR LEAGUE SUMMARY:

- In 2003, began season with triple-A **Columbus**, batting .325 (100/308) with 21 doubles, seven home runs and 37 RBI in 79 games...Opened season with 19-game hit streak, April 3-27...Recalled by Yankees, May 3.
- In 2002, started season with **Columbus**, batting .325 (86/265) with 12 doubles, one triple, eight home runs and 47 RBI in 65 games...Tied International League with 14 outfield assists...Named top prospect in Yankees organization by *Baseball America*.
- In 2001, split time between double-A **Norwich** and **Columbus**, leading all Yankee minor-leaguers with .322 average and 98 RBI and third with 28 home runs...Began season with Norwich, posting .320 average (101/316) with 18 doubles, three triples, 14 home runs and 58 RBI in 77 games with Navigators...Posted 19-game hit streak, April 15-May 4, batting .368 (28/76) with five HR and 14 RBI in that span...Selected to play for World Team in Futures Game during All-Star Weekend...Named to double-A All-Star game in Indianapolis...Promoted to Columbus, June 30...Had contract purchased by Yankees, Sept. 4.
- In 2000, spent majority of season with single-A **Tampa**, batting .276 (113/409) with 26 doubles, one triple, 14 home runs and 69 RBI in 115 games...Promoted to Norwich, posting .226 (14/62) average with five doubles, two home runs and 12 RBI in 17 games...Ranked 11th best prospect in Yankees organization by *Baseball America*.
- In 1999, posted .263 (112/426) average with 20 doubles, two triples, 14 home runs and 77 RBI in 109 games with **Tampa**...Appeared in five games with rookie-level Tampa, batting .333 (6/18) with one home run and four RBI...Ranked eighth best prospect in Yankees' organization by *Baseball America*.
- In 1998, spent majority of season with **Tampa**, batting .333 (70/210) with nine doubles, one triple, 12 home runs and 45 RBI in 57 games...Led league in home runs, RBI, home runs per at-bat (1/17.50) and total bases (117), ranked second in hits (70), slugging percentage (.557) and runs (43), ranked third in games (57) fourth in average...Ranked top prospect in Gulf Coast League by managers in *Baseball America* survey...Nominated as Topps/NAPBL Player of the Year...Selected to Howe Sportsdata's All-Star Team and was given "Star of Stars" Award for overall statistical excellence...Played six games for Oneonta in New York Penn League, batting .278 (5/18) with one home run and three RBI.
- In 1997, played for **Maracay** in Venezuelan League, batting .282 (40/142) with nine doubles and 14 RBI in 52 games.
- In 1996, began professional career with **Yankees** in Dominican Summer League, batting .167 (3/18) with two RBI in 10 games.



2007 ANGELS

PERSONAL/MISC:

- Juan Luis Rivera.
- Originally signed by Yankees at age 16 by Raul Ortega.
- Supported the Angels' Gene Autry RBI League by serving as instructor at annual baseball clinic at Angel Stadium... Represented Angels at Boys and Girls Clubs of Orange County Field of Dreams Luncheon.

RIVERA'S LIFETIME PLAYING RECORD

Year	Club	AVG	G	AB	R	H	2B	3B	HR	RBI	SH	SF	HBP	BB	IBB	SO	SB	CS	GDP	SLG	OBP	E
1996	DSL Yankees	.167	10	18	0	3	0	0	0	2	0	1	0	0	0	1	0	0	0	.167	.158	0
1997	VSL Yankees	.282	52	142	25	40	9	0	0	14	0	3	0	12	0	16	12	0	6	.345	.331	0
1998	GCL Yankees	.333	57	210	43	70	9	1	12*	45*	0	1	1	26	2	27	8	5	10	.557	.408	2
	Oeonta	.278	6	18	2	5	0	0	1	3	0	0	0	1	0	4	1	1	0	.444	.316	0
1999	Tampa	.263	109	426	50	112	20	2	14	77	0	8	5	26	3	67	5	4	13	.418	.308	4
	GCL Yankees	.333	5	18	7	6	0	0	1	4	0	0	0	4	0	1	0	0	1	.500	.455	0
2000	Norwich	.226	17	62	9	14	5	0	2	12	0	0	0	6	0	15	0	0	2	.403	.294	1
	Tampa	.276	115	409	62	113	26	1	14	69	0	5	6	33	1	56	11	7	9	.447	.336	5
2001	Norwich	.320	77	316	50	101	18	3	14	58	0	3	3	15	2	50	5	7	10	.528	.353	6
	Columbus	.327	55	199	39	65	11	1	14	40	0	3	1	15	1	31	4	5	7	.603	.372	4
	New York (AL)	.000	3	4	0	0	0	0	0	0	0	0	0	0	0	0	0	0	0	.000	.000	0
2002	Columbus	.325	65	265	40	86	21	1	8	47	1	3	1	13	1	39	5	1	4	.502	.355	6
	New York (AL)	.265	28	83	9	22	5	0	1	6	1	1	0	6	0	10	1	1	4	.361	.311	2
	GCL Yankees (1)	.308	4	13	1	4	2	0	0	4	0	0	1	2	0	3	0	0	1	.462	.438	0
2003	Columbus	.325	79	308	47	100	21	0	7	37	0	3	0	26	1	37	1	3	8	.461	.374	3
	New York (AL)	.266	57	173	22	46	14	0	7	26	1	1	0	10	1	27	0	0	8	.468	.304	2
2004	Montreal	.307	134	391	48	120	24	1	12	49	0	0	1	34	7	45	6	2	11	.465	.364	3
2005	LAA	.271	106	350	46	95	17	1	15	59	2	1	0	23	0	44	1	9	15	.454	.316	1
2006	LAA	.310	124	448	65	139	27	0	23	85	0	6	7	33	0	59	0	4	14	.525	.362	6
	Salt Lake (1)	.556	2	9	3	5	3	0	1	6	0	0	0	1	0	0	0	0	1	1.222	.600	2
Angels Totals		.293	230	798	111	234	44	1	38	144	2	7	7	56	0	103	1	13	29	.494	.342	7
Major Totals		.291	452	1449	190	422	87	2	58	225	4	9	8	106	8	185	8	16	52	.474	.341	14

Signed by Yankees as free agent, April 12, 1996.

Traded to Montreal Expos with INF Nick Johnson and LHP Randy Choate for RHP Javier Vazquez, Dec. 4, 2003.

- * led or tied for league lead
- (1) rehab assignment

- Disabling Injuries:** 2006 — Strained left rib cage; disabled April 17-May 7.
2002 — Fracture of right knee cap; disabled June 8-Aug. 19.

	2006					CAREER					2006					CAREER					
	AVG	AB	H	HR	RBI	AVG	AB	H	HR	RBI	AVG	AB	H	HR	RBI	AVG	AB	H	HR	RBI	
Angels	—	—	—	—	—	—	—	—	—	—	—	—	—	—	—	—	—	—	—	—	—
Baltimore	.313	16	5	1	1	.346	78	27	5	16	—	—	—	—	—	—	—	—	—	—	—
Boston	.348	23	8	2	5	.268	71	19	4	12	—	—	—	—	—	—	—	—	—	—	—
Chicago	.250	24	6	1	5	.191	68	13	4	14	—	—	—	—	—	—	—	—	—	—	—
Cleveland	.375	32	12	4	10	.318	44	14	4	11	—	—	—	—	—	—	—	—	—	—	—
Detroit	.250	12	3	0	1	.263	80	21	2	7	—	—	—	—	—	—	—	—	—	—	—
Kansas City	.208	24	5	0	0	.245	53	13	1	3	—	—	—	—	—	—	—	—	—	—	—
Minnesota	.333	6	2	1	2	.214	28	6	2	4	—	—	—	—	—	—	—	—	—	—	—
New York	.333	36	12	0	6	.288	52	15	1	10	—	—	—	—	—	—	—	—	—	—	—
Oakland	.319	47	15	4	10	.295	78	23	4	14	—	—	—	—	—	—	—	—	—	—	—
Seattle	.333	60	20	4	14	.327	113	37	6	21	—	—	—	—	—	—	—	—	—	—	—
Tampa Bay	.406	32	13	1	12	.337	101	34	3	22	—	—	—	—	—	—	—	—	—	—	—
Texas	.299	67	20	3	10	.292	130	38	7	24	—	—	—	—	—	—	—	—	—	—	—
Toronto	.192	26	5	0	1	.173	75	13	0	3	—	—	—	—	—	—	—	—	—	—	—
Arizona	.000	0	0	0	0	.455	11	5	0	2	—	—	—	—	—	—	—	—	—	—	—
Atlanta	—	—	—	—	—	.409	44	18	1	6	—	—	—	—	—	—	—	—	—	—	—
Chicago	—	—	—	—	—	.257	35	9	0	4	—	—	—	—	—	—	—	—	—	—	—
Cincinnati	—	—	—	—	—	.235	17	4	0	1	—	—	—	—	—	—	—	—	—	—	—
Colorado	.308	13	4	0	2	.452	31	14	1	7	—	—	—	—	—	—	—	—	—	—	—
Florida	—	—	—	—	—	.377	53	20	2	7	—	—	—	—	—	—	—	—	—	—	—
Houston	—	—	—	—	—	.333	24	8	0	2	—	—	—	—	—	—	—	—	—	—	—
Los Angeles	.263	19	5	0	2	.300	50	15	4	13	—	—	—	—	—	—	—	—	—	—	—
Milwaukee	—	—	—	—	—	.235	17	4	0	3	—	—	—	—	—	—	—	—	—	—	—
New York	—	—	—	—	—	.284	67	19	2	7	—	—	—	—	—	—	—	—	—	—	—
Philadelphia	—	—	—	—	—	.226	53	12	2	6	—	—	—	—	—	—	—	—	—	—	—
Pittsburgh	—	—	—	—	—	.308	13	4	0	0	—	—	—	—	—	—	—	—	—	—	—
St. Louis	—	—	—	—	—	.278	18	5	0	0	—	—	—	—	—	—	—	—	—	—	—
San Diego	.333	6	2	1	2	.280	25	7	1	2	—	—	—	—	—	—	—	—	—	—	—
San Francisco	.400	5	2	1	2	.211	19	4	1	3	—	—	—	—	—	—	—	—	—	—	—
Washington	—	—	—	—	—	1.000	1	1	1	1	—	—	—	—	—	—	—	—	—	—	—

2007 ANGELS

CAREER BATTING AT MAJOR LEAGUE PARKS

AL	AVG	AB	H	HR	RBI	NL	AVG	AB	H	HR	RBI
Ameriquest Field	.274	73	20	2	8	AT&T Park	.333	12	4	1	3
Angel Stadium	.301	376	113	20	66	Busch Stadium	.000	0	0	0	0
Camden Yards	.276	29	8	2	5	Chase Field	.250	4	1	0	1
Comerica Park	.209	43	9	1	4	Citizens Bank Park	.314	35	11	2	6
Fenway Park	.261	23	6	1	2	Coors Field	.556	9	5	1	2
Jacobs Field	.308	26	8	1	7	Dodger Stadium	.240	25	6	3	8
Kauffman Stadium	.189	37	7	0	1	Dolphin Stadium	.389	18	7	1	2
McAfee Coliseum	.327	52	17	3	11	Great American Ballpark	.235	17	4	0	1
Metrodome	.143	14	2	0	1	H. Bithorn Stadium, P.R.	.250	36	9	0	2
Rogers Centre	.067	30	2	0	1	Miller Park	.111	9	1	0	1
Safeco Field	.385	52	20	4	13	Minute Maid Park	.600	5	3	0	0
Tropicana Field	.373	51	19	3	15	Olympic Stadium	.314	156	49	6	24
U.S. Cellular Field	.229	35	8	1	5	PETCO Park	.250	8	2	0	0
Yankee Stadium	.281	185	52	5	24	PNC Park	.333	6	2	0	0
						Shea Stadium	.267	30	8	1	3
						Turner Field	.483	29	14	0	5
						Wrigley Field	.208	24	5	0	4

CAREER MULTIPLE-HOME RUN GAMES (6)

July 18, 2006 vs. Cleveland
August 18, 2005 vs. Boston

July 6, 2006 at Oakland
June 19, 2004 vs. White Sox

July 4, 2006 at Seattle
Sept. 27, 2003 vs. Baltimore

CAREER GRAND SLAMS (3)

May 12, 2006 vs. Seattle

May 20, 2005 at Los Angeles Dodgers

June 19, 2004 vs. White Sox

WORLD BASEBALL CLASSIC TOTALS

Year	Club	AVG	G	AB	R	H	2B	3B	HR	RBI	SH	SF	HBP	BB	IBB	SO	SB	CS	GDP	SLG	OBP	E
2006	Venezuela	.154	5	13	3	2	0	0	0	0	0	0	0	3	0	4	1	0	0	.313	.154	0

DIVISION SERIES TOTALS

Year	Club	Opp	AVG	G	AB	R	H	2B	3B	HR	RBI	SH	SF	HBP	BB	IBB	SO	SB	CS	GDP	SLG	OBP	E
2002	NY Yankees	Ana.	.250	4	12	2	3	0	0	0	3	0	0	0	1	0	3	0	0	0	.250	.308	0
2003	NY Yankees	Min.	.333	4	12	2	4	0	0	0	0	0	0	0	1	1	0	0	0	0	.333	.385	0
2005	LAA Angels	NY Yankees	.353	5	17	3	6	1	0	1	1	0	0	0	1	0	2	0	0	0	.588	.389	0
Totals			.317	13	41	7	13	1	0	1	4	1	0	0	3	1	5	0	0	1	.415	.364	0

LEAGUE CHAMPIONSHIP SERIES TOTALS

Year	Club	Opp.	AVG	G	AB	R	H	2B	3B	HR	RBI	SH	SF	HBP	BB	IBB	SO	SB	CS	GDP	SLG	OBP	E
2003	NY Yankees	Bos.	.000	2	2	0	0	0	0	0	0	0	0	0	0	0	1	0	0	0	.000	.000	0
2005	LAA Angels	CWS	.111	3	9	1	1	1	0	0	0	0	0	0	0	0	1	0	0	0	.222	.111	0
Totals			.091	5	11	1	1	1	0	0	0	0	0	0	0	0	2	0	0	0	.182	.091	0

WORLD SERIES TOTALS

Year	Club	Opp.	AVG	G	AB	R	H	2B	3B	HR	RBI	SH	SF	HBP	BB	IBB	SO	SB	CS	GDP	SLG	OBP	E
2003	NY Yankees	Fla.	.167	4	6	0	1	1	0	0	1	0	0	0	1	1	1	0	0	0	.333	.286	0

CAREER FIELDING

POS	PCT	G	PO	A	E	TC	DP
OF	.981	385	674	37	14	725	6

RIVERA'S BESTS

	Season	Game
AVG	.310 — 2006	H
H	139 — 2006	HR
HR	23 — 2006	RBI
RBI	85 — 2006	SB
SB	6 — 2004	Hit Streak
		11 — Sept. 14-24, 2004



2007 ANGELS



FRANCISCO RODRIGUEZ

OPENING DAY AGE: 25 **BORN:** Jan. 7, 1982
BIRTHPLACE: Caracas, VZ **RESIDES:** Caracas, VZ
CHILDREN: Deiker, Adriana, Destiny
ACQUIRED: Signed as minor league free agent, Sept. 24, 1998
SIGNED THRU: 2007 **M.L. SERVICE:** 4 yrs., 15 days

RHP

BATS: Right

THROWS: Right

HT.: 6-0

WT.: 195

57

2006 SEASON:

■ Compiled 2-3 record with 47 saves and 1.73 ERA (73 IP - 14 ER) in 69 relief appearances with Angels...Allowed 52 hits (6 HRs), walked 28 and struck out 98 batters...Named The Sporting News American League Fireman of the Year and AL Rolands Relief Man Award...Marks second Angel to be honored for both awards (Minnie Rojas - TSN - 1967 & Bryan Harvey - Rolands - 1991)...Tossed one scoreless inning Sept. 30 vs. Oakland (3 SO), to record 47th save (51st chance) and set new Angels' single-season save record, breaking previous mark of 46 by Bryan Harvey in 1991...Recorded 100th career save, Sept. 10 vs. Toronto, becoming youngest player in ML history to do so at 24 years, 227 days (Gregg Olson; 25 yrs., 204 days)...Finished fourth in AL Cy Young Award balloting with five points, receiving one second place vote and two third places votes...Set career-bests and led club in ERA, saves and games finished (58)...Led AL in saves for second straight season (45 in 2005), lone Angel to do so in club history...2006 total led major leagues...Has posted most saves in ML last two seasons (92) and second most strikeouts by a reliever in last three campaigns (312)...Also ranked tied for third in AL in games finished...69 games equals career-best (2004) and ranks tied for fourth on Angels All-Time list...922 save percentage (47/51) is third best in club annals...Struck out all three batters faced in 9th inning eight times on season...Finished two strikeouts shy of becoming first Angel reliever to post 100 or more strikeouts in a single-season twice - logged an Angels' reliever record 123 strikeouts in 2004...Suffered fourth blown save Sept. 15 at Texas, snapping saves streak at 17 and scoreless innings streak at 30.2 in span of 30 outings (June 26-Sept. 14)...Earned win or save in 23 of Angels' last 31 wins...Posted 0.55 ERA (48.2 IP - 3 ER) in last 48 outings...Totalled 12 saves in August to tie club record for saves in a month (also Rodriguez in Sept. 2005 and Bryan Harvey in Sept. 1991) and was named MLB DHL Delivery Man of the Month...Allowed two HRs in game for first time of career, June 4 at Cleveland...Had club-record consecutive save streak snapped at 22 straight, April 19 at Minnesota...On April 8 vs. NYY, converted 21st consecutive save (dating back to Aug. 20, 2005) to break Troy Percival's club record of 20 straight set in 2003 (June 8-Aug. 22)...Overall, converted 22 of last 23 saves, 33 of 35 and 65 of last 69 save opportunities...22 of 47 saves this season came in Aug. & Sept...Posted 24 saves and 1.15 ERA (39 IP - 5 ER) in 37 home games...ERA was above 3.00 against just two opponents (Cleveland - 7.71 & Toronto - 6.23)...Longest outing was two innings pitched (twice)...Did not allow a hit in 31 outings or an earned run in 59 appearances...Limited opponents to .197 average against...Right-handers batted just .179 (24/134) off him.

Case Closed

Most single-season saves in club history:

	SVS (BS)	YEAR
1. F. Rodriguez	47 (4)	2006
2. Bryan Harvey	46 (6)	1991
3. F. Rodriguez	45 (5)	2005
4. Troy Percival	42 (6)	1998
5. Troy Percival	40 (4)	2002

ML Saves Leaders (2005-2006)

PLAYER	TOTAL
1. Francisco Rodriguez	92
2. Trevor Hoffman	89
3. Joe Nathan	79
4. Billy Wagner	78
Bob Wickman	78

CAREER HIGHLIGHTS:

■ In 2006, was named *The Sporting News* American League Fireman of the Year and AL Rolands Relief Man Award...Marks second Angel to be honored for both awards (Minnie Rojas - TSN - 1967 & Bryan Harvey - Rolands - 1991)...Also named recipient of Hilton Smith Legacy Award given to American League Reliever of the Year as presented by The Negro Leagues Baseball Museum...Set club record with 47 saves in season, breaking previous mark of 46 by Bryan Harvey in 1991...Recorded 100th career save, Sept. 10 vs. Toronto, becoming youngest player in ML history to do so at 24 years, 227 days (Gregg Olson; 25 yrs., 204 days)...Finished fourth in AL Cy Young Award balloting with five points, receiving one second place vote and two third places votes...Played for Venezuela in first WBC (3 G, 1 SV, 3 IP - 0 ER, 3 SO) in March, 2006...Owns 1.91 ERA (117.2 IP - 25 ER) in 105 regular season career games from Aug.-Oct....Is 10-6 with 55 saves and a 1.89 ERA (166.2 IP - 35 ER) in 137 games at home lifetime...180 career average against is best among all actives (min.



2007 ANGELS

500 BF)...On Angels' All-time list, ranks first in strikeouts/9 IP (11.96), fewest hits/9 IP (5.72) and third in ERA (2.29) and saves (106)...In 2005, his 45 saves (50 chances) ranked tied for first in AL (Bob Wickman, Cle.) as he joined Washington's Chad Cordero (2005) as second pitcher in ML history to record a 40-save season before turning 24 years old...In 2004, set club record for strikeouts by reliever with 123...Finished tied for fourth in AL Cy Young Award balloting with one third place vote...Selected by the fans as 2004 Major League "Set Up Man of the Year" as conducted by MLB.com...In 2002, made major league debut, Sept. 18 at Oakland, at the age of 20 years, eight months and 11 days...Tied Angels' club record by striking out eight consecutive batters over four games, Sept. 18-25...Nolan Ryan also accomplished the feat twice (each time in one game)...Was member of MLB All-Star squad that participated in Japan Series...Posted no record and 6.00 ERA (3 IP, 4 H, 2 R, 2 ER, 1 HR, 1 BB, 4 SO, 1 HR) in four games pitched...Won five games in 2002 post-season, tying Randy Johnson (Ari., 2001) for most ever in a single post-season, and setting standard for post-season wins by a reliever...His 28 strikeouts were also most ever by a relief pitcher in one post-season.

POST-SEASON EXPERIENCE:

■ In 2005, was 0-0 with two saves and a 2.70 ERA (3.1 IP, 5 H, 1 R, 1 ER, 1 HR, 2 SO) in three games vs. New York in ALDS...Saved Game 5 series clincher, allowing three hits in 1.1 innings pitched...Appeared in two games vs. Chicago in ALCS, posting no record and 0.00 ERA (2.1 IP, 2 H, 2 R, 0 ER, 3 BB, 3 SO)...In 2004, appeared in two games in ALDS vs. Boston, compiling 0-2 record and 3.86 ERA (4.2 IP, 4 H, 2 R, 2 ER, 3 BB, 5 SO)...In 2002, at 20 years, 286 days, became youngest pitcher ever to win a World Series game working three innings (4 SO) of scoreless relief in Game 2 (26 pitches, 22 strikes)...Win was fifth of post-season, tying Randy Johnson (Ari., 2001) for most ever in a single post-season, and setting standard for post-season wins by a reliever...The cap worn by Rodriguez during Game 2 was sent to Baseball Hall of Fame...His 28 strikeouts were most ever by a relief pitcher in one post-season in major league history...The old mark of 18 was shared by Jesse Barnes (1921 Giants) and John Rocker (1999 Braves)...Set up Troy Percival's World Series Game 7 save tossing a scoreless eighth inning with three K's...Limited opponents to .156 average against during post-season and averaged 13.5 K's per 9 IP...Suffered first loss of post-season and ML career in Game 4 of WS (2 IP, 2 H, 1 R, 0 ER, 2 SO)...Unearned run was due to a Bengie Molina passed ball...Collected fourth victory of post-season in Game 5 of ALCS, becoming fifth A.L. pitcher to win four games in a post-season, matching most in A.L. history...Became second rookie ever to win four games in post-season (Livan Hernandez, 1997 Marlins)...Posted first win of 2002 ALCS in Game 3 vs. Minnesota and third of post-season (3-0)...Appeared in three games of Division Series vs. New York, posting wins in Game 2 (2 IP, 2 H, 2 R, 2 ER, 1 HR, 1 SO - first ML win) and Game 3 (2 IP, 4 SO)...Became second pitcher in major league history to win two playoff games before age of 21 (Fernando Valenzuela in 1981), the first Angel to win two post-season games and the first major league pitcher to post first two major league wins of career in post-season...Along with John Lackey (2) and Brendan Donnelly (1), three rookies accounted for eight of Angels' 11 post-season wins.

MAJOR LEAGUE SUMMARY:

■ In 2005, Completed first full season as Angels closer with 2-5 record, 45 saves (50 chances) and 2.67 ERA (67.1 IP - 20 ER) in 66 games...Saves total ranked tied for first in AL (Bob Wickman, Cle.), marking second time an Angel has led league in category (Bryan Harvey - 46, 1991)...Posted 43rd save, Sept. 27 at Oakland (1 IP, 1 H, 1 R, 1 ER, 1 HR, 1 SO), recording final three outs of AL West clincher...45 is saves third most saves in Angels' single season...Joined Washington's Chad Cordero (2005) as second pitcher in ML history to record a 40-save season before turning 24 years old...Converted final 18 save chances...Converted 13 consecutive saves, June 25-July 23...Posted 12 saves in Sept., tying club record for saves in a month (Harvey, 12 in Sept. 1991)...Named Rolands Relief Man for Sept., marking first such honor of career...Also posted 11 saves in July...21 of his 45 saves came in one-run games...Disabled May 23 (retroactive to 5/15) - June 1 due to mild strain of right forearm (first DL stint of career)...Limited right-handers to .153 (18/118) average.

■ In 2004, finished 4-1 with 12 saves and a 1.82 ERA (84 IP - 17 IP) in 69 games pitched with Angels...Finished tied for fourth in AL Cy Young Award balloting with one third place vote...Set career bests in innings pitched, strikeouts and games...Led club in ERA and games pitched...Selected by the fans as 2004 Major League "Set Up Man of the Year" as conducted by MLB.com...Becomes second consecutive Angel to win award, joining Brendan Donnelly (2003)...Along with Scot Shields, became first pair of relievers to reach 100 strikeouts in same season in club history and first duo to accomplish feat in major leagues since Armando Benitez (106) and Arthur Rhodes (102) for Baltimore in 1997...123 K's are most in a season in club history by a reliever (previously DeWayne Buice in 1987 - 109 K's)...Notched 100th strikeout of season, Aug. 24 vs. Kansas City, the fifth Angels' reliever to accomplish feat...Reached mark in 65.1 IP, fastest among the five (previously 74 IP by Troy Percival in 1996)...Posted 13.2 SO/9 IP ratio, tops in major leagues, and 11.83 SO/9 IP in career, best in club history...Collected at least one strikeout in 58 of 69 outings...60 of his 69 outings were scoreless...Struck out the side in ninth inning on 10 pitches, July 17 vs. Boston...Named to first All-Star team and pitched two-thirds of an inning at Minute Maid Park in Houston (.2 IP)...At 22 years old, was youngest player on AL squad...Suffered only loss of season, June 4 vs. Cleveland (1 IP, 3 H, 3 R, 3 ER, 1 HR, 1 BB, 2 SO, 1 HB)...Marked first career loss in Anaheim.

Most Strikeouts By An Angels Reliever

PLAYER	YEAR	TOTAL
Francisco Rodriguez	2004	123 in 84 IP
Scot Shields	2004	109 in 105.1 IP
DeWayne Buice	1987	109 in 114 IP
Mark Clear	1980	105 in 106 IP
Bryan Harvey	1991	101 in 78.2 IP
Troy Percival	1996	100 in 74 IP



2007 ANGELS

■ In **2003**, spent fifth professional season with **Angels**, marking first full season in major leagues...Compiled 8-3 record with two saves and a 3.03 ERA (86 IP - 29 ER) in 59 games...Allowed 50 hits (12 HR), walked 35 and struck out 95 on season...Wins total ranked third on club...59 games pitched ranked fifth highest total by an Angel in first season in club history...Also finished in Angels Rookie Top 5 in relief appearances (T4th, 59) and strikeouts per 9 innings pitched (2nd, 9.9)...12 HR allowed is most by an Angel rookie reliever in club history... Allowed two grand slams on season (David Segui, July 20 at Baltimore & Randy Winn, Sept. 13 at Seattle)...Posted first career save April 11 vs. Oakland...Other save came Sept. 26 vs. Texas...Opponents batted .172 against him, tops in AL...Allowed 15 earned runs in final 42 appearances (60.1 IP - 2.24 ERA)...Had allowed seven runs in first seven outings (11.1 IP)...Earned first major league win in regular season, April 17 at Texas (1.2 IP, 1 H, 1 BB, 3 SO)...Won five straight decisions, April 16-July 9 (29 games)...Finished 4-0 with two saves and a 2.36 ERA in 30 home games, compared to 4-3 mark and 3.79 ERA in 29 road contests.

■ In **2002**, September call-up with **Angels** made splash on big league level in final three weeks to earn spot on post-season roster...Made major league debut, Sept. 18 at Oakland, at the age of 20 years, eight months and 11 days...Tied Angels' club record by striking out eight consecutive batters over four games, Sept. 18-25...Nolan Ryan also accomplished the feat twice (each time in one game)...Worked 2.1 innings Sept. 27 vs. Seattle striking out five batters, tying Brendan Donnelly for most strikeouts in a game by an Angels' reliever in '02...Struck out 13 of his 23 total batters faced with Anaheim...Struck out side in second major league appearance, Sept. 19 at Oakland (1 IP)...Had contract selected from Salt Lake, Sept. 15.

Most strikeouts by ML relievers since 2004

Player	Total
1. Brad Lidge	364
2. F. Rodriguez	312
3. BJ Ryan	308
4. Scot Shields	291
5. Joe Nathan	278

MINOR LEAGUE SUMMARY:

■ In **2002**, began season at double-A **Arkansas** making transition from starter to reliever (was 11-12 in 42 career starts)...Made 23 relief outings, going 3-3 with nine saves and a 1.96 ERA (41.1 IP - 9 ER)...Limited opponents to a .206 batting average against and fashioned a 4 to 1 strikeout to walk ratio...Averaged 13.2 strikeouts per 9 IP...Allowed just two home runs in 41.1 IP...Struck out 20 of final 44 batters faced and posted 0.96 ERA (9.1 IP - 1 ER) with 16 K's in final eight appearances before promotion to triple-A **Salt Lake**, June 14...Made debut at Salt Lake, June 14, and struck out four batters in 2.2 innings (2 H) of relief work to earn victory...Ended first month in triple-A allowing one earned run in 11.1 IP (0.79 ERA) with 17 strikeouts...Made 27 appearances with Stingers, going 2-3 with six saves and a 2.57 ERA (42 IP - 12 ER) with 59 K's in 42 IP (12.6 per 9 IP)...Limited opposition to a .204 clip and posted an ERA of 0.84 (21.1 IP - 2 ER) on the road opposed to a 4.35 mark (20.2 IP - 10 ER) at home...Allowed one HR in 42 IP...All told, combined to post a mark of 5-6 with 15 saves and a 2.27 ERA with 120 strikeouts in 50 appearances between Arkansas and Salt Lake in first season as a reliever.

■ In **2001**, spent season at single-A **Rancho Cucamonga**...Began campaign on the disabled list with elbow tendonitis and did not appear until late May...In 20 starts, posted five double-digit strikeout games and four games with eight strikeouts or more...Struck out 147 batters in 113.2 IP at a pace of 11.6 per 9 IP, good for second in the California League...Struck out career-best 12 batters on three occasions...Tossed first complete game shutout of his career, June 10 vs. Mudville (9 IP, 2 H, 1 BB, 12 SO)...Pitched in Arizona Fall League with the Scottsdale Scorpions striking out 34 batters in 20.1 IP in seven games (two starts).

■ In **2000**, went 4-4 with a 2.81 ERA (64 IP - 20 ER) in 13 games (12 starts) with single-A **Lake Elsinore**...Was 3-0 with a 1.56 ERA at home opposed to a 1-4 mark with a 4.94 ERA on the road...Limited opponents to .189 clip, including a .161 mark vs. left-handers...Allowed just two HRs (both in one game) in 64 IP (1/32 IP)...Struck out six batters or more in nine of his 13 outings, including a season-best 10 K's in six innings, Aug. 8 vs. Modesto...Most productive month came in August, going 3-2 with 1.40 ERA in six starts.

■ In **1999**, made professional debut with Rookie Level **Butte** of the Pioneer League at age of 17...First three outings as a professional came in relief before moving into the starting role...Earned first win as professional, Aug. 21 at Great Falls (7 IP, 4 H, 1 ER, 2 BB, 6 SO)...Set career-best with 12 strikeouts allowing one hit in 7.2 IP, July 25 at Medicine Hat...Led Pioneer League striking out 11.7 batters per 9 IP and holding opponents to a .182 average against...Transferred to single-A **Boise** of Northwest League in late August and made one start (W, 5 IP, 3 H, 3 ER, 1 BB, 6 SO).

PERSONAL/MISC:

- Francisco Jose Rodriguez.
- Has 13 siblings and was raised by his grandparents.
- Involved in Angels' Hispanic caravans, school visitation program and area youth baseball clinics...Active in Angels' Gene Autry RBI League clinic and Wives Hospital Visits to UCI Medical Center.
- Returned home to Venezuela following the 2002 post-season and was welcomed as a National Hero...Was front-page news story in Venezuela throughout playoffs.
- Began pitching at age of seven at the Graciano Ravelo Baseball School in Caracas, VZ.
- Pitched for 1998 Venezuelan National Team at the Pan-American Youth Championship in Mexico.
- Attended Juan Lovera School in Venezuela.
- Signed with Angels four months shy of his 17th birthday in 1998.
- Originally signed by Angels' scout George Lauzerique and former Scouting Director Bob Fontaine, Jr.



2007 ANGELS

RODRIGUEZ' LIFETIME PITCHING RECORD

Year	Club	W-L	ERA	G	GS	CG	GF	SHO	SV	IP	H	R	ER	HR	HB	BB	IBB	SO	WP	BK	BA
1999	—Butte	1-1	3.31	12	9	1	0	0	0	51.2	33	21	19	1	3	21	1	69	10	3	.179
	Boise	1-0	5.40	1	1	0	0	0	0	5	3	4	3	0	0	1	0	6	0	0	.150
2000	—Lake Elsinore	4-4	2.81	13	12	0	0	0	0	64	43	29	20	2	1	32	0	79	12	1	.189
2001	—R. Cucamonga	5-7	5.38	20	20	1	0	1	0	113.2	127	72	68	13	6	55	1	147	17	4	.277
2002	—Arkansas	3-3	1.96	23	0	0	16	0	9	41.1	32	13	9	2	0	15	0	61	7	1	.206
	Salt Lake	2-3	2.57	27	0	0	23	0	6	42	30	13	12	1	3	13	0	59	2	0	.204
	Anaheim	0-0	0.00	5	0	0	4	0	0	5.2	3	0	0	0	1	2	1	13	0	0	.167
2003	—Anaheim	8-3	3.03	59	0	0	23	0	2	86	50	30	29	12	2	35	5	95	7	0	.172
2004	—Anaheim	4-1	1.82	69	0	0	29	0	12	84	51	21	17	2	1	33	1	123	5	0	.172
2005	—LAA	2-5	2.67	66	0	0	58	0	45★	67.1	45	20	7	0	32	3	91	8	0	.184	
2006	—LAA	2-3	1.73	69	0	0	58	0	47★	73	52	16	14	6	1	28	5	98	10	0	.197
Major Totals		16-12	2.29	268	0	0	172	0	106	315	201	87	80	27	5	130	15	420	30	0	.180

★ led or tied for league lead

Disabling Injuries: 2005 — Strained right forearm, disabled May 23 (retro to 5/15)-May 31.

	2006					CAREER						2006					CAREER									
	W-L	S	ERA	G	IP	ER	W-L	S	ERA	G		IP	ER	W-L	S	ERA	G	IP	ER							
Angels	0-0	2	2.70	4	3.1	1	0-1	4	3.68	14	14.2	6	March	0-0	8	3.38	11	10.2	4	3-2	14	2.64	38	44.1	13	
Baltimore	0-0	1	0.00	2	2.2	0	1-0	4	0.69	11	13.0	1	April	0-1	5	3.55	10	12.2	5	3-1	11	3.02	38	47.2	16	
Boston	0-0	2	0.00	4	4.1	0	2-0	3	3.97	11	11.1	5	May	0-1	6	2.53	10	10.2	3	1-2	16	2.00	43	54.0	12	
Chicago	0-0	2	7.71	3	2.1	2	1-1	5	4.20	12	15.0	7	June	0-0	6	0.00	8	8.1	0	1-2	17	2.41	44	52.1	14	
Cleveland	1-0	2	0.00	4	4.2	0	1-0	7	1.04	16	17.1	2	July	1-0	12	0.00	14	13.1	0	3-2	21	1.95	46	50.2	11	
Detroit	0-0	6	0.00	7	7.2	0	1-0	8	0.00	14	17.1	0	Aug.	1-1	10	1.04	16	17.1	2	5-3	25	1.83	56	64.0	13	
Kansas City	0-0	2	1.69	4	5.1	1	2-0	8	1.19	18	22.2	3	Sept.	—	—	—	—	—	—	—	—	—	—	—		
Minnesota	1-0	5	1.50	6	6.0	1	2-1	10	2.78	19	22.2	7	Oct.	—	—	—	—	—	—	—	0-0	2	3.00	3	3.0	1
New York	0-1	7	1.04	8	8.2	1	2-4	14	2.34	35	42.1	11	Home	1-2	24	1.15	37	39.0	5	10-6	55	1.89	137	166.2	35	
Oakland	0-0	5	1.23	7	7.1	1	2-2	10	3.05	33	38.1	13	Road	1-1	23	2.38	32	34.0	9	6-6	51	2.71	131	149.1	45	
Seattle	0-0	1	0.00	1	1.0	0	0-0	5	3.72	9	9.2	4	Pre-ASG	0-2	21	2.89	34	37.1	12	8-5	46	2.35	135	165.0	43	
Tampa Bay	0-0	5	2.89	9	9.1	3	1-0	12	2.15	32	37.2	9	Post-ASG	2-1	26	0.50	35	35.2	2	8-7	60	2.21	133	151.0	37	
Texas	0-1	3	6.23	4	4.1	3	0-2	3	4.74	16	19.0	10	Starter	—	—	—	—	—	—	—	—	—	—	—		
Toronto	0-0	1	0.00	1	1.0	0	0-0	1	0.00	1	1.0	0	Reliever	2-3	47	1.73	69	73.0	14	16-12	106	2.28	268	316.0	80	
Arizona	—	—	—	—	—	—	0-0	1	0.00	2	2.0	0														
Atlanta	—	—	—	—	—	—	0-0	1	0.00	2	2.0	0														
Chicago	—	—	—	—	—	—	0-0	1	0.00	2	3.0	0														
Cincinnati	—	—	—	—	—	—	—	—	—	—	—	—														
Colorado	0-0	1	9.00	1	1.0	1	0-0	1	9.00	1	1.0	1														
Florida	—	—	—	—	—	—	1-0	0	0.00	2	3.0	0														
Houston	—	—	—	—	—	—	0-0	1	0.00	1	1.1	0														
Los Angeles	0-0	0	0.00	1	1.0	0	0-0	3	0.00	7	8.1	0														
Milwaukee	—	—	—	—	—	—	0-0	1	0.00	2	3.0	0														
New York	—	—	—	—	—	—	0-0	1	2.25	3	4.0	1														
Philadelphia	—	—	—	—	—	—	0-0	0	0.00	1	1.1	0														
Pittsburgh	—	—	—	—	—	—	0-0	1	0.00	1	1.0	0														
St. Louis	—	—	—	—	—	—	—	—	—	—	—	—														
San Diego	0-1	1	0.00	2	2.0	0	0-1	1	0.00	2	2.0	0														
San Francisco	0-0	1	0.00	1	1.0	0	0-0	1	0.00	1	1.0	0														
Washington	—	—	—	—	—	—	0-0	0	0.00	2	3.0	0														

CAREER PITCHING AT MAJOR LEAGUE PARKS

AL	W-L	S	ERA	G	IP	ER	NL	W-L	S	ERA	G	IP	ER
Angel Stadium	10-6	55	1.89	137	166.2	35	AT&T Park	0-0	1	0.00	1	1.0	0
Ameriquet Field	1-0	6	3.00	16	18.0	6	Chase Field	0-0	1	0.00	1	1.0	0
Camden Yards	0-1	2	6.00	6	6.0	4	Dodger Stadium	0-0	1	0.00	3	4.1	0
Comerica Park	1-0	2	0.00	7	7.0	0	H. Bithorn Stadium, P.R.	0-0	0	0.00	2	3.0	0
Fenway Park	1-0	1	1.35	5	6.2	1	Minute Maid Park	0-0	1	0.00	1	1.1	0
Jacobs Field	0-0	2	2.35	5	7.2	2	PNC Park	0-0	1	0.00	1	1.0	0
Kauffman Stadium	0-0	6	0.00	8	9.2	0	Shea Stadium	0-0	1	4.50	2	2.0	1
McAfee Coliseum	1-2	6	2.08	19	21.2	5	Turner Field	0-0	1	0.00	2	2.0	0
Metrodome	1-0	5	1.42	11	12.2	2							
Rogers Centre	0-0	1	3.86	8	9.1	4							
Safeco Field	0-2	5	5.28	14	15.1	9							
Tropicana Field	0-0	1	8.10	4	3.1	3							
U.S. Cellular Field	0-0	3	3.86	7	7.0	3							
Yankee Stadium	1-1	4	4.82	8	9.1	5							



2007 ANGELS

WORLD BASEBALL CLASSIC TOTALS

Year	Club	W-L	ERA	G	GS	CG	SHO	SV	IP	H	R	ER	BB	SO
2006	Venezuela	0-0	0.00	3	0	0	0	1	3	0	0	0	0	3

ALL-STAR GAME RECORD

Year	Club, Opp.	W-L	ERA	G	GS	CG	SHO	SV	IP	H	R	ER	BB	SO
2004	A.L., Hou.	0-0	0.00	1	0	0	0	0	.2	0	0	0	0	0

DIVISION SERIES TOTALS

Year	Club, Opp.	W-L	ERA	G	GS	CG	SHO	SV	IP	H	R	ER	BB	SO
2002	Ana., NYY	2-0	3.18	3	0	0	0	0	5.2	2	2	2	2	8
2004	Ana., Bos.	0-2	3.86	2	0	0	0	0	4.2	4	2	2	3	5
2005	LAA, NYY	0-0	2.70	3	0	0	0	2	3.1	5	1	1	2	2
Totals		2-2	3.29	8	0	0	0	2	13.2	11	5	5	7	15

LEAGUE CHAMPIONSHIP SERIES TOTALS

Year	Club, Opp.	W-L	ERA	G	GS	CG	SHO	SV	IP	H	R	ER	BB	SO
2002	Ana., Min.	2-0	0.00	4	0	0	0	0	4.1	2	0	0	2	7
2005	LAA, CWS	0-0	0.00	2	0	0	0	1	2.1	2	2	0	3	3
Totals		2-0	0.00	6	0	0	0	1	7	4	2	0	5	10

WORLD SERIES TOTALS

Year	Club, Opp.	W-L	ERA	G	GS	CG	SHO	SV	IP	H	R	ER	BB	SO
2002	Ana., SF	1-1	2.08	4	0	0	0	0	8.2	6	3	2	1	13

CAREER FIELDING

POS	PCT	G	PO	A	E	TC	DP
P	.981	268	23	28	1	52	2

RODRIGUEZ' BESTS

	Season	Game
Wins	8 — 2003	SO
ERA	1.73 — 2006	5 — vs. TB, 5-9-04 & vs. Sea., 9-27-02
IP	86 — 2003	IP
SO	123 — 2004	3 — vs. Tor., 8-3-03 & vs. Tex., 6-30-03
SV	47 — 2006	Win Streak
		5 — April 16-July 12, 2003



TM

2007 ANGELS



ERVIN SANTANA

OPENING DAY AGE: 24 BORN: Dec. 12, 1982
 BIRTHPLACE: San Cristobal, DR RESIDES: San Cristobal, DR
 ACQUIRED: Signed as free agent, Sept. 2, 2000
 SIGNED THRU: 2007 M.L. SERVICE: 1 yr., 122 days

RHP

BATS: Right

THROWS: Right

HT.: 6-2

WT.: 185

54

2006 SEASON:

Completed first full major league season with 16-8 record and 4.28 ERA (204 IP – 97 ER) in 33 starts with Angels...Led club in wins, starts (tied), home runs allowed (21) and hit batters (11)...Among AL leaders, ranked tied for eighth in wins, ninth in winning percentage (.667), second in average against (.241), third in home ERA (3.02) and fifth in hit batsmen...Left game after being struck on inside of left knee by line drive hit by Jason Michaels (2nd batter of game), Aug. 10 at Cleveland...Was examined by Indians' Physician Dr. Mark Schickendantz and taken to Lutheran Medical Center for x-rays which proved normal...Diagnosis was contusion of knee...Is fifth pitcher in Angels history to win at least 12 games in both rookie and sophomore seasons (12-8 in 2005 & 12-5 in 2006)...Others were Dean Chance (14-10 in 1962, 13-18 in 1963), Frank Tanana (14-19 in 1974, 16-9 in 1975), Ron Romanick (12-12 in 1984, 14-9 in 1985) and Kirk McCaskill (12-12 in 1985, 17-10 in 1986)...Won career-best seven straight decisions (nine starts), June 6-July 20...Posted four wins in June, 2006 (4-0, 2.48 ERA), equaling most of any month in brief career (4-1 in July, 2005 & 4-2 in Sept. 2005)...Was 10-2 with a 3.02 ERA (116.1 IP – 39 ER) in 17 starts at home...Was 10-3 with a 3.96 ERA in 18 starts prior to All-Star break...Was 3-1 with a 1.50 ERA (20 IP – 5 ER) in four starts vs. Oakland...Struck out career high 10 batters, April 24 vs. Detroit (6 IP)...Pitched into seventh inning-or-later 20 times and limited opponents to three earned runs-or-less 21 times in 33 starts...Limited right-handed batters to .229 (92/401) average...Walked career-high eight batters, July 20 at Kansas City.

POST SEASON EXPERIENCE:

In 2005, was pitcher of record in Angels Game 5 ALDS clincher vs. New York (5.1 IP, 5 H, 3 R, 3 ER, 1 HR, 1 HB, 2 BB, 2 SO)...Relieved injured Bartolo Colon in second inning...Became sixth rookie to win decisive post-season series game and third to accomplish feat in last 20 years (John Lackey - 2002 World Series vs. San Francisco & Jaret Wright - 1997 ALDS vs. New York)...Was 0-1 with 10.38 ERA (4.1 IP, 3 H, 6 R, 5 ER, 2 HR, 1 HB, 3 BB, 2 SO) in one start of ALCIS vs. Chicago... Was pitcher of record in Angels 8-2 loss in Game 4.

MAJOR LEAGUE SUMMARY:

In 2005, completed rookie season with Angels, registering 12-8 record, one complete game, one shutout and a 4.65 ERA (133.2 IP – 69 ER) in 23 starts...12 wins ranks tied for fifth among rookies in club history...Angels were 13-10 in his starts...Recalled from triple-A Salt Lake, June 14...Optioned to Salt Lake, May 28...Recalled from double-A Arkansas, May 17...Was pitcher of record in Angels' 4-3 win, Sept. 27 at Oakland...Victory clinched second consecutive AL West title for Angels...Was 4-0 with a 3.38 ERA (26.2 IP – 10 ER) in final four starts of season...12 wins is most by Angel rookie since Jason Dickson in 1997 (13)...Led Angel staff with four wins in July, first Angel rookie with at least four wins in a month since John Lackey with four in August, 2002...Made major league debut, May 17 at Cleveland, in Angels' 13-5 loss...First four batters reached safely, hitting for the cycle (triple, double, single & home run)...Allowed three runs in first inning (2 on HR by Ben Broussard, one in third frame and two-run home run by Travis Hafner in fourth inning)...Posted first major league win with five-hit complete game shutout vs. Chicago White Sox, May 23 at Angel Stadium (4-0 score; 9 IP, 5 H, 1 BB, 7 SO)...Victory was first of major league career...Retired first 10 batters in game...Allowed four singles and a double...Allowed one runner to reach second base...Threw 115 pitches, 83 strikes...Marked Jon Garland's first loss of season (8-1)...Became youngest Angel to throw complete game shutout (22 yrs., 4 mos., 13 days) since Jim Abbott (21 yrs., 7 mos., 25 days), May 17, 1989 vs. Boston...Also becomes sixth Angel to throw CG SHO for first major league win, joining Ron Moeller (6/5/61 at Bal.), Bill Kelso (9/26/64 at Min.), Steve Kealey (8/21/69 vs. Bal.), Ed Figueroa (7/12/74 at Bos.) and Tim Fortugno (7/25/92 vs. Det)...Was first Angels rookie to throw complete game shutout since Brian Cooper, June 30, 2000 vs. Oakland and first ML pitcher to post CG SHO in first win since Noah Lowry of San Francisco, Aug. 3, 2004 vs. Cincinnati...Became only third rookie pitcher to defeat New York Yankees twice in one week in 20 years - the other two were Boston's Brian Rose in May 1999 and Texas' Kevin Brown in May 1989.

MINOR LEAGUE SUMMARY:

In 2005, began season at double-A Arkansas...Was 5-1 with a 2.31 ERA (39 IP – 10 ER) in seven starts at Arkansas...Recalled by Angels from Arkansas, May 17...Optioned to Salt Lake, May 28...Was 1-0 with a 4.19 ERA (19.1 IP – 9 ER) in three starts at Salt Lake...Recalled from triple-A Salt Lake, June 14.

SANTANA



2007 ANGELS

- In 2004, spent fourth professional season with double-A **Arkansas**, posting 2-1 record and 3.30 ERA (43.2 IP - 16 ER) in eight starts...Allowed three home runs while walking 18 and striking out 48...Allowed 41 hits in 43.2 innings pitched...Strained right elbow, July 15, and was out for remainder of season.
- In 2003, started season at single-A **Rancho Cucamonga**, going 10-2 with 2.53 ERA (124.2 IP - 35 ER) with one complete game in 20 starts...Led California League in ERA and average against (.212) and ranked second in strikeouts per nine innings (9.39) and second in runners per nine innings (10.57)...Named by Baseball America to California League High Class-A All-Star team...Also named California League Pitcher of the Year and selected as member of California League All-Star team...Promoted to double-A **Arkansas**, posting 1-1 record and 3.94 ERA (29.2 IP - 13 ER) in six starts...Combined on season to strikeout 153 batters in 154.1 IP while walking only 48...Held opponents to .211 average against.
- In 2002, posted 14-8 record and 4.16 ERA (147 IP - 68 ER) in 27 starts for single-A **Cedar Rapids**...Walked 48 batters while striking out 146...Finished third in Midwest League in wins and strikeouts...Earned Organization Pitcher of the Month for July, going 4-1 with 1.82 ERA (34.2 IP - 7 ER) in five starts...Also posted 4-1 record in Aug. with ERA of 4.94 (31 IP - 17 ER)...Only losing month was April (2-3, 3.16 ERA).
- In 2001, split time between rookie level **Mesa** and **Provo**...Went 3-2 with 3.22 ERA (58.2 IP - 21 ER) with one complete game shutdown in 10 appearances (nine starts) with Mesa...Allowed only 60 hits in 217 at-bats (.184 average against)...Led Arizona League in walks (35), strikeouts (69), shutouts (1), complete games (1) and average against by starter (.176)...Ranked second in strikeouts per nine innings (10.57) and third in runners per nine innings (11.57)...Promoted to Provo, going 2-1 with 7.71 ERA (18.2 IP - 16 ER) in four starts...Struck out 22 while walking only 12.

PERSONAL/MISC:

- Ervin Ramon Santana.
- Originally signed by Angels' scout Clay Daniel.
- Named as Angels' seventh best prospect by *Baseball America* for 2005.
- Active in Angels' caravans and baseball clinics... Attended Angels' youth baseball clinic at Pearson Park in Anaheim and Belvedere Park in East Los Angeles to teach young children baseball fundamentals.

SANTANA'S LIFETIME PITCHING RECORD

Year	Club	W-L	ERA	G	GS	CG	GF	SHO	SV	IP	H	R	ER	HR	BB	IBB	SO	WP	BK	BA	
2001—	Angels	3-2	3.22	10	9	1*	0	1*	0	58.2	40	27	21	0	2	35*	0	69*	8	1	.184
	Provo	2-1	7.71	4	4	0	0	0	0	18.2	19	17	16	1	2	12	1	22	3	1	.247
2002—	Cedar Rapids	14-8	4.16	27	27	0	0	0	0	147	133	75	68	10	6	48	3	146	9	3	.240
2003—	R. Cucamonga	10-2	2.53*	20	20	1	0	0	0	124.2	98	44	35	9	7	36	0	130	14	0	.212*
	Arkansas	1-1	3.94	6	6	0	0	0	0	29.2	23	15	13	4	3	12	0	23	1	0	.211
2004—	Arkansas	2-1	3.30	8	8	0	0	0	0	43.2	41	19	16	3	4	18	0	48	5	0	.247
2005—	Arkansas	5-1	2.31	7	7	0	0	0	0	39	34	12	10	2	2	15	0	32	1	0	.234
	LAA	12-8	4.65	23	23	1	0	1	0	133.2	139	73	69	17	8	47	2	99	4	2	.266
	Salt Lake	1-0	4.19	3	3	0	0	0	0	19.1	19	11	9	2	0	2	0	17	0	0	.260
2006—	LAA	16-8	4.28	33	33	0	0	0	0	204	181	106	97	21	11	70	2	141	10	2	.241
Major Totals		28-16	4.42	56	56	1	0	1	0	337.2	320	179	166	38	19	117	4	240	14	4	.251

* led or tied for league lead

	2006					CAREER						2006					CAREER				
	W-L	S	ERA	G	IP	ER	W-L	S	ERA	G		IP	ER	W-L	S	ERA	G	IP	ER		
Angels											March										
Baltimore	1-0-0	4.29	3	21.0	10	1-1-0	3.86	4	28.0	12	April	2-0-0	3.73	5	31.1	13	2-0-0	3.73	5	31.1	13
Boston	—	—	—	—	—	—	—	—	—	—	May	2-3-0	5.45	6	34.2	21	3-4-0	5.10	8	47.2	27
Chicago	1-0-0	4.95	3	20.0	11	2-0-0	3.41	4	29.0	11	June	4-0-0	2.48	5	32.2	9	5-2-0	4.30	9	52.1	25
Cleveland	0-1-0	27.00	1	0.1	1	0-2-0	14.54	2	4.1	7	July	3-2-0	4.87	6	40.2	22	7-3-0	4.57	11	67.0	34
Detroit	1-1-0	4.50	2	10.0	5	2-1-0	3.00	3	18.0	6	Aug.	2-1-0	5.06	5	26.2	15	3-3-0	4.74	10	57.0	30
Kansas City	1-0-0	5.73	2	11.0	7	1-0-0	5.73	2	11.0	7	Sept.	3-2-0	4.03	6	38.0	17	7-4-0	3.89	12	76.1	33
Minnesota	0-1-0	4.26	2	12.2	6	1-1-0	3.57	3	17.2	7	Oct.	—	—	—	—	—	1-0-0	6.00	1	6.0	4
New York	2-0-0	3.75	2	12.0	5	4-0-0	3.47	4	23.1	9	Home	10-2-0	3.02	17	116.1	39	19-5-0	3.09	31	204.0	70
Oakland	3-1-0	1.50	4	30.0	5	6-1-0	1.55	8	58.0	10	Road	6-6-0	5.95	16	87.2	58	9-11-0	6.46	25	133.2	96
Seattle	1-0-0	4.80	2	15.0	8	1-2-0	6.56	4	23.1	17	Pre-ASG	10-3-0	3.96	18	113.2	50	13-7-0	4.55	26	154.1	78
Tampa Bay	2-1-0	3.98	3	20.1	9	2-2-0	6.00	4	24.0	16	Post-ASG	6-5-0	4.68	15	90.1	47	15-9-0	4.32	30	183.1	88
Texas	1-1-0	6.00	3	18.0	12	3-2-0	6.88	6	34.0	26	Starter	16-8-0	4.28	33	204.0	97	28-16-0	4.42	56	337.2	166
Toronto	1-1-0	6.75	2	10.2	8	1-1-0	5.94	3	16.2	11	Reliever	—	—	—	—	—	—	—	—	—	—
Arizona	1-0-0	3.00	1	6.0	2	1-0-0	3.00	1	6.0	2											
Atlanta	—	—	—	—	—	—	—	—	—	—											
Chicago	—	—	—	—	—	—	—	—	—	—											
Cincinnati	—	—	—	—	—	—	—	—	—	—											
Colorado	0-0-0	2.57	1	7.0	2	0-0-0	2.57	1	7.0	2											
Florida	—	—	—	—	—	—	—	—	—	—											
Houston	—	—	—	—	—	—	—	—	—	—											
Los Angeles	0-1-0	11.25	1	4.0	5	1-1-0	5.06	2	10.2	6											
Milwaukee	—	—	—	—	—	—	—	—	—	—											
New York	—	—	—	—	—	—	—	—	—	—											
Philadelphia	—	—	—	—	—	—	—	—	—	—											
Pittsburgh	—	—	—	—	—	—	—	—	—	—											
St. Louis	—	—	—	—	—	—	—	—	—	—											
San Diego	1-0-0	1.50	1	6.0	1	1-0-0	1.50	1	6.0	1											
San Francisco	—	—	—	—	—	—	—	—	—	—											
Washington	—	—	—	—	—	0-0-0	1.42	1	6.1	1											

2007 ANGELS

CAREER PITCHING AT MAJOR LEAGUE PARKS

AL	W-L-S	ERA	G	IP	ER	NL	W-L-S	ERA	G	IP	ER
Angel Stadium	19-5-0	3.09	31	204.0	70	Chase Field	1-0-0	3.00	1	6.0	2
Ameritrust Field	1-2-0	9.45	4	20.0	21	Dodger Stadium	0-1-0	11.25	1	4.0	5
Camden Yards	0-0-0	5.14	1	7.0	4						
Comerica Park	0-1-0	11.25	1	4.0	5						
Fenway Park	0-1-0	13.50	1	4.0	6						
Jacobs Field	0-2-0	14.54	2	4.1	7						
Kauffman Stadium	0-0-0	8.31	1	4.1	4						
McAfee Coliseum	3-0-0	1.63	4	27.2	5						
Metrodome	0-0-0	4.76	1	5.2	3						
Rogers Centre	0-1-0	13.50	1	4.0	6						
Safeco Field	1-1-0	6.75	2	13.1	10						
Tropicana Field	1-2-0	7.41	3	17.0	14						
U.S. Cellular Field	1-0-0	4.50	1	6.0	3						
Yankee Stadium	1-0-0	1.42	1	6.1	1						

DIVISION SERIES TOTALS

Year	Club, Opp.	W-L	ERA	G	GS	CG	SHO	SV	IP	H	R	ER	BB	SO
2005	LAA, NYY	1-0	5.06	1	0	0	0	0	5.1	5	3	3	2	2

LEAGUE CHAMPIONSHIP SERIES TOTALS

Year	Club, Opp.	W-L	ERA	G	GS	CG	SHO	SV	IP	H	R	ER	BB	SO
2005	LAA, CWS	0-1	10.38	1	1	0	0	0	4.1	3	6	5	3	2

CAREER FIELDING

POS	PCT	G	PO	A	E	TC	DP
P	.957	56	23	22	2	47	5

SANTANA

SANTANA'S BESTS

	Season	Game
Wins	16 — 2006	SO
ERA	4.28 — 2006	IP
IP	204 — 2006	Low-Hit
SO	141 — 2006	Win Streak
		10 — vs. Det., 4-24-06
		9 — vs. CWS, 5-23-05
		5 — vs. CWS, 5-23-05
		7 — June 6-July 20, 2006



2007 ANGELS



JOE SAUNDERS

OPENING DAY AGE: 25 BORN: June 16, 1981
 BIRTHPLACE: Falls Church, VA RESIDES: Chandler, AZ
 ACQUIRED: Selected in first round (12th overall) of 2002 draft
 SIGNED THRU: 2007 M.L. SERVICE: 91 days

LHP

BATS: Left

THROWS: Left

HT.: 6-3

WT.: 210

51

2006 SEASON:

■ Began season at triple-A **Salt Lake**...Compiled 10-4 record with one complete game shutout and a 2.67 ERA (134.2 IP - 40 ER) in 21 games (20 starts)...Allowed 117 hits (12 HRs), walked 38 and struck out 97 batters...Named Angels' Minor League Pitcher of the Year...Also named Organization Pitcher of the Month for June (3-1, 1.77 ERA) and was selected to Triple-A All-Star Game...Ranked third in Pacific Coast League in ERA...Complete game shutout came May 24 vs. New Orleans...Struck out season-tying high nine batters in game (also April 27 at Tacoma, 7 IP & June 3 at Fresno, 8 IP)...Won four straight starts, April 27-May 13...Was 6-1 with a 2.44 ERA in 11 road games (10 starts)...Lone relief appearance came July 28 at Memphis (first of professional career)...Opponents batted .234 (117/499) against him...Recalled by **Angels** from triple-A Salt Lake, July 18, and posted first major league win same day...Defeated Cleveland, 7-5, at Angel Stadium (7 IP, 4 H, 2 R, 1 ER, 4 BB, 5 SO)...Was optioned following game...Recalled again by Angels, Aug. 1...Overall, was 7-3 with a 4.71 ERA (70.2 IP - 37 ER) in 13 starts with Angels...Among AL rookies, ranked tied for fourth in wins...Opened season and career, 4-0...Dropped first career major league decision, Aug. 16 at Texas (9-3 score)...Setback snapped Angels' all-time record streak of 13 consecutive wins by rookies before their first loss...Saunders had four wins, Jered Weaver eight and Dustin Moseley one in streak...Only two other teams had rookies who combined to win even their first 10 decisions: the 1985 Blue Jays (11 by Ron Musselman, Tom Filer, and Steve Davis) and applying the current criteria for rookie status-the 1884 St. Louis Maroons (10 by Charlie Hodnett and Perry Werden)...Struck out major league high eight batters, Sept. 19 at Kansas City...Won career-best four in a row, July 18-Aug. 11 and worked longest out by a major leaguer, Sept. 8 vs. Toronto (7.2 IP)...Tied Angels' season high eight runs allowed in a game, Aug. 27 vs. New York and earned runs allowed in an inning, Aug. 16 at Texas (3rd inn.)...Opponents batted .264 against him.

MAJOR LEAGUE SUMMARY:

■ In **2005**, was originally recalled by **Angels** from triple-A Salt Lake, Aug. 16, and made major league debut same day vs. Toronto...Received no decision in Angels' 4-3 loss (7.1 IP, 5 H, 2 R, 2 ER, 1 HR, 2 BB, 2 SO)...Was optioned Aug. 17 and recalled final time, Sept. 6...Second start with Angels came Sept. 14 at Seattle, receiving no decision in Angles 10-9 loss (2 IP, 5 H, 6 R 6 ER, 2 HR, 2 BB, 2 SO).

MINOR LEAGUE SUMMARY:

■ In **2005**, began third professional season at double-A **Arkansas**...Registered 7-4 record with two complete games, one shutout and a 3.49 ERA (105.1 IP - 41 ER) in 18 starts...Allowed 107 hits (9 HR), walked 32 and struck out 80 batters...Tossed complete game, May 1 vs. San Antonio in the first game of a doubleheader (6-2 win; 7 IP, 3 H, 2 R, 0 ER, 6 SO) and complete game shutout, July 1 at Tulsa (4-0 score; 9 IP, 1 H, 2 BB, 6 SO, 1 WP)...Posted 2-0 record and 0.43 ERA (21 IP - 1 ER) in three starts in July, earning Organization Pitcher of the Month honors...Also named Texas League Pitcher of the Week for June 27-July 3...Strikeout high for season was 10, July 12 at San Antonio (7 IP)...Made nine starts at triple-A **Salt Lake**, recording 3-3 mark with one complete game shutout and a 4.58 ERA (55 IP - 28 ER)...Allowed 65 hits (3 HR), walked 21 and struck out 29...Blanked Las Vegas on one-hit, July 23 at Salt Lake in first game of doubleheader (4-0 score; 7 IP, 1 H, 4 BB, 7 SO)...Overall, was 10-7 with three complete games, two shutouts and a 3.86 ERA in 27 starts to earn Angels' Organization Pitcher of the Year.

■ In **2004**, began third professional season at single-A **Rancho Cucamonga**...Registered 9-7 with 3.41 ERA (105.2 IP - 40 ER) in 19 starts...Allowed 106 hits in 105.2 innings, walking 23 while striking out 76...Opponents batted .265 against him...Promoted to double-A **Arkansas**, posting 4-3 mark with 5.77 ERA (39 IP - 25 ER) in eight starts...Struck out 25 while walking 14...Opponents batted .327 against him.

■ In **2003**, missed entire season due to fraying of labrum in left shoulder.

■ In **2002**, began first professional season at rookie-level **Provo**, going 2-1 with 3.62 ERA (32.1 IP - 13 ER) in eight starts...Allowed only one home run in 40 hits...Struck out 21 while walking 11...Promoted to single-A **Cedar Rapids**, posting 3-1 record and 1.88 ERA (28.2 IP - 6 ER) in five starts...Struck out 27 while walking only nine and owned .168 average against.



2007 ANGELS

PERSONAL/MISC:

- Joseph Francis Saunders III.
- Played college baseball at Virginia Tech University...Owned 27-7 career record for Virginia Tech...27 career wins tied him for third in Hokies career records.
- Signed by Angels scout Chris McAlpin.

SAUNDERS' LIFETIME PITCHING RECORD

Year	Club	W-L	ERA	G	GS	CG	GF	SHO	SV	IP	H	R	ER	HR	HB	BB	IBB	SO	WP	BK	BA	
2002	— Provo	2-1	3.62	8	8	0	0	0	0	32.1	40	19	13	1	1	11	0	21	3	0	.305	
	Cedar Rapids	3-1	1.88	5	5	0	0	0	0	28.2	16	7	6	2	2	9	0	27	2	0	.168	
2003	—	Injured - Did Not Play																				
2004	— R. Cucamonga	9-7	3.41	19	19	0	0	0	0	105.2	106	49	40	13	5	23	0	76	5	1	.265	
	Arkansas	4-3	5.77	8	8	0	0	0	0	39.0	51	26	25	5	5	14	0	25	2	0	.327	
2005	— Arkansas	7-4	3.49	18	18	2	0	1	0	105.1	107	52	41	9	3	32	0	80	2	0	.263	
	Salt Lake	3-3	4.58	9	9	1	0	1	0	55	65	38	28	3	1	21	0	29	1	0	.304	
	LAA	0-0	7.71	2	2	0	0	0	0	9.1	10	8	8	3	0	4	0	4	1	0	.270	
2006	— Salt Lake	10-4	2.67	21	20	1	1	1	1	134.2	117	44	40	12	3	38	0	97	2	0	.234	
	LAA	7-3	4.71	13	13	0	0	0	0	70.2	71	42	37	6	1	29	1	51	2	1	.264	
Major Totals		7-3	5.06	15	15	0	0	0	0	80	81	50	45	9	1	33	1	55	3	1	.265	

2006 CAREER												2006 CAREER											
W-L-S			ERA	G	IP	ER	W-L-S			ERA	G	IP	ER	W-L-S			ERA	G	IP	ER			
Angels	—	—	—	—	—	—	—	—	—	—	—	—	—	March	—	—	—	—	—	—			
Baltimore	—	—	—	—	—	—	—	—	—	—	—	—	—	April	—	—	—	—	—	—			
Boston	0-0-0	0.00	1	5.2	0	0-0-0	0.00	1	5.2	0	—	—	—	May	—	—	—	—	—				
Chicago	0-1-0	18.90	1	3.1	7	0-1-0	18.90	1	3.1	7	—	—	—	June	—	—	—	—	—				
Cleveland	1-0-0	1.29	1	7.0	1	1-0-0	1.29	1	7.0	1	—	—	—	July	1-0-0	1.29	1	7.0	1				
Detroit	0-0-0	1.23	1	7.1	1	0-0-0	1.23	1	7.1	1	—	—	—	Aug.	3-2-0	5.58	6	30.2	19				
Kansas City	1-0-0	1.29	1	7.0	1	1-0-0	1.29	1	7.0	1	—	—	—	Sept.	3-1-0	4.64	6	33.0	17				
Minnesota	—	—	—	—	—	—	—	—	—	—	—	—	—	Oct.	3-1-0	5.91	7	35.0	23				
New York	1-1-0	10.80	2	8.1	10	1-1-0	10.80	2	8.1	10	—	—	—	Home	5-2-0	4.91	9	47.2	26				
Oakland	1-0-0	8.22	2	7.2	7	1-0-0	8.22	2	7.2	7	—	—	—	Road	2-1-0	4.30	4	23.0	11				
Seattle	—	—	—	—	—	0-0-0	27.00	1	2.0	6	—	—	—	Pre-ASG	—	—	—	—	—				
Tampa Bay	—	—	—	—	—	—	—	—	—	—	—	—	—	Post-ASG	7-3-0	4.71	13	70.2	37				
Texas	2-1-0	4.86	3	16.2	9	2-1-0	4.86	3	16.2	9	—	—	—	Starter	7-3-0	4.71	13	70.237	37				
Toronto	1-0-0	1.17	1	7.2	1	1-0-0	1.80	2	15.0	3	—	—	—	Reliever	—	—	—	—	—				
Arizona	—	—	—	—	—	—	—	—	—	—	—	—	—	—	—	—	—	—	—				
Atlanta	—	—	—	—	—	—	—	—	—	—	—	—	—	—	—	—	—	—	—				
Chicago	—	—	—	—	—	—	—	—	—	—	—	—	—	—	—	—	—	—	—				
Cincinnati	—	—	—	—	—	—	—	—	—	—	—	—	—	—	—	—	—	—	—				
Colorado	—	—	—	—	—	—	—	—	—	—	—	—	—	—	—	—	—	—	—				
Florida	—	—	—	—	—	—	—	—	—	—	—	—	—	—	—	—	—	—	—				
Houston	—	—	—	—	—	—	—	—	—	—	—	—	—	—	—	—	—	—	—				
Los Angeles	—	—	—	—	—	—	—	—	—	—	—	—	—	—	—	—	—	—	—				
Milwaukee	—	—	—	—	—	—	—	—	—	—	—	—	—	—	—	—	—	—	—				
New York	—	—	—	—	—	—	—	—	—	—	—	—	—	—	—	—	—	—	—				
Philadelphia	—	—	—	—	—	—	—	—	—	—	—	—	—	—	—	—	—	—	—				
Pittsburgh	—	—	—	—	—	—	—	—	—	—	—	—	—	—	—	—	—	—	—				
St. Louis	—	—	—	—	—	—	—	—	—	—	—	—	—	—	—	—	—	—	—				
San Diego	—	—	—	—	—	—	—	—	—	—	—	—	—	—	—	—	—	—	—				
San Francisco	—	—	—	—	—	—	—	—	—	—	—	—	—	—	—	—	—	—	—				
Washington	—	—	—	—	—	—	—	—	—	—	—	—	—	—	—	—	—	—	—				

SAUNDERS

CAREER PITCHING AT MAJOR LEAGUE PARKS

	W-L-S	ERA	G	IP	ER		W-L-S	ERA	G	IP	ER
Angel Stadium	5-2-0	4.58	10	55.0	28	Kauffman Stadium	1-0-0	1.29	1	7.0	1
Ameriquest Field	0-1-0	23.63	1	2.2	7	Safeco Field	0-0-0	27.00	1	2.0	6
Comerica Park	0-0-0	1.23	1	7.1	1	Yankee Stadium	1-0-0	3.00	1	6.0	2

CAREER FIELDING

POS	PCT	G	PO	A	E	TC	DP
P	1.000	15	1	10	0	11	3

SAUNDERS' BESTS

Season		Game	
Wins	7 — 2006	SO	8 — at KC, 9-19-06
ERA	4.71 — 2006	IP	7.2 — vs. Tor., 9-8-06
IP	70.2 — 2006	Win Streak	4 — July 18-Aug. 11, 2006
SO	51 — 2006		



2007 ANGELS



PHIL SEIBEL

OPENING DAY AGE: 28 **BORN:** Jan. 28, 1979
BIRTHPLACE: Louisville, KY **RESIDES:** Austin, TX
ACQUIRED: From Boston in exchange for RHP Brendan Donnelly,
 Dec. 15, 2006
SIGNED THRU: 2007 **M.L. SERVICE:** 14 days

LHP

BATS: Left

THROWS: Left

HT: 6-1

WT: 200

60

2006 SEASON:

- Combined for 6-3 record and 1.24 ERA in 22 games (13 starts) for three Red Sox minor league clubs...After missing all of 2005 due to ligament reconstruction surgery on his left elbow, opened 2006 by going 2-0 with a 1.35 ERA in four starts at Single-A **Greenville**...Was promoted to Double-A **Portland** on April 26 and posted a 2-3 record and 1.20 ERA in nine starts for Sea Dogs...Was on Portland's disabled list from June 17-July 14 with left elbow soreness, and was sent to triple-A **Pawtucket** at the time of his activation, going 2-0 with a 1.20 ERA in nine relief outings the rest of the year...Was added to the major league roster on Nov. 20 after having contract purchased from Pawtucket...Had 32 inning scoreless streak between Portland and Pawtucket from May 25-July 26...Streak ended when he gave up two-run homer, July 29 vs. Buffalo...22.1 of innings came with Sea Dogs, breaking franchise record of 21.1 straight scoreless frames set by Craig Hansen in 2005...Was named Eastern League Player of the Week for week of May 29-June 4...Went 1-0, allowing just two hits and no runs over pair of five inning outings vs. Trenton and at Connecticut...Struck out combined 83 batters in 80.0 innings between the three teams, an average of 9.3 SOs per nine innings...Did not issue walk in 20 innings for Greenville and walked just three in 15 innings for Pawtucket...Had opponents batting averages of .118 with PawSox, .153 with Sea Dogs and .176 with Drive.

MAJOR LEAGUE SUMMARY:

- In 2004, pitched 3.2 scoreless innings in two relief appearances for **Boston**, but was limited to only 14 additional minor league appearances due to left elbow soreness...Made major league debut April 15 vs. Baltimore, but walked only batter he faced.

MINOR LEAGUE SUMMARY:

- In 2005, missed entire season after undergoing "Tommy John" reconstructive surgery on left elbow at conclusion of 2004 campaign.
- In 2004, went 1-2 with a 3.02 ERA (44.2 IP - 15 ER) in eight games (7 starts) for triple-A **Pawtucket**, 0-1 with a 7.50 ERA (6 IP - 5 ER) in three games (one start) for Double-A **Portland** and posted no record and a 2.25 ERA (4 IP - 1 ER) in three rehab starts for the **Gulf Coast League** Red Sox...Was sidelined from June 5-July 23 before returning to make a start for the GCL Sox July 24...Did not pitch again until Aug. 25, when he made first of two more starts for GCL Sox before closing season with two relief outings for Sea Dogs...Was released by club Sept. 23 and cleared waivers and became free agent Sept. 28.
- In 2003, reached triple-A in just third season after only 67 pro outings...Split season between double-A **Binghamton** and triple-A **Norfolk** in Mets organization, going 7-8 with 4.31 ERA in 28 games (22 starts)...Began season at Binghamton and posted 1.56 ERA in six May starts to earn promotion...Debuted for Tides June 4 at Buffalo and went 2-3 with a 6.03 ERA in 11 games (5 starts)...Was 1-3 with a 6.65 ERA in first five Norfolk outings, all starts...Made final six triple-A appearances in relief, going 1-0 with a 4.76 ERA...Returned to Binghamton in mid-July and went 1-0 with a 4.91 ERA in seven starts to finish 5-5 with a 3.59 ERA in 17 Eastern League starts...Fanned 96 and walked 49 in 117 innings, an average of 7.4 SOs per nine innings...Allowed just one extra-base hit to left-handed batter (double) in 86 at-bats.
- In 2002, went 10-8 with a 3.97 ERA in 28 games (25 starts) for double-A **Binghamton**...Pitched at least five innings in 23 of 25 starts, including first 15 in a row, and at least 6 IP in 12 outings.
- In 2001, Made pro debut with Montreal's single-A **Jupiter** affiliate, going 10-7 with a 3.95 ERA in 29 games (21 starts)...Struck out 88 and walked just 28 in 134.1 innings, an average of just 1.85 walks per nine innings, second best in Florida State League.

2007 ANGELS

PERSONAL/MISC:

- Philip Matthew Seibel...(pronounced SY-bull)
- Pitched three seasons at University of Texas (1998-2000), going 5-2 with a 2.42 ERA as a junior to help Longhorns reach 2000 College World Series.
- Pitched for Team USA in summer of 1999.
- Graduated with honors from Cypress (CA) High School in 1997.
- Originally signed by Expos' scout Dennis Cardoza.

SEIBEL'S LIFETIME PITCHING RECORD

Year	Club	W-L	ERA	G	GS	CG	GF	SHO	SV	IP	H	R	ER	HR	HB	BB	IBB	SO	WP	BK	BA
2001	Jupiter	10-7	3.95	29	21	0	1	0	0	134.1	144	70	59	12	6	28	0	88	5	1	.273
2002	Binghamton	10-8	3.97	28	25	2	1	0	0	149.2	147	78	66	17	10	49	2	114	6	0	.263
2003	Binghamton	5-5	3.59	17	17	0	0	0	0	82.2	79	48	33	6	3	32	0	71	3	0	.253
	Norfolk	2-3	6.03	11	5	0	0	0	0	34.1	38	25	23	5	4	17	0	25	0	2	.281
2004	Pawtucket	1-2	3.02	8	7	0	0	0	0	44.2	42	16	15	7	1	12	0	31	0	0	.263
	Boston	0-0	0.00	2	0	0	0	0	0	3.2	0	0	0	0	1	5	0	1	0	0	.000
	Portland	0-1	7.50	3	1	0	0	0	0	6.0	8	5	5	3	1	2	0	6	1	0	.320
	GCL Sox	0-0	2.25	3	3	0	0	0	0	4.0	2	1	1	1	0	1	0	6	0	0	.143
2005										Injured - Did Not Play											
2006	Greenville	2-0	1.35	4	4	0	0	0	0	20.0	12	3	3	2	1	0	0	19	0	0	.179
	Portland	2-3	1.20	9	9	0	0	0	0	45.0	24	11	6	5	2	12	0	42	2	0	.157
	Pawtucket	2-0	1.20	9	0	0	0	0	0	15.0	6	2	2	1	0	3	0	22	0	0	.106

Signed with the Expos as 8th-round pick in June 2006 First-Year Player Draft.

Acquired by the New York Mets with RHP Scott Strickland and OF Matt Watson for LHP Bruce Chen, RHP Dicky Gonzalez, SS Luis Figueroa and a player to be named (RHP Saul Rivera), April 5, 2002.

Claimed off waivers by the Boston Red Sox, Nov. 20, 2003.

Signed with the Boston Red Sox as a minor league free agent, Feb. 6, 2006

CAREER FIELDING

POS	PCT	G	PO	A	E	TC	DP
P	1.000	2	0	1	0	1	0



TM

SEIBEL



2007 ANGELS



STEVEN SHELL

OPENING DAY AGE: 24 BORN: March 10, 1983
 BIRTHPLACE: Longview, TX RESIDES: El Reno, OK
 MARRIED: Kenna Griggs, Nov. 11, 2006
 ACQUIRED: Selected in third round of 2001 draft
 SIGNED THRU: 2007

RHP

BATS: Right

THROWS: Right

HT.: 6-5

WT.: 210

83

2006 SEASON:

■ Began season at double-A **Arkansas**...Made three starts, posting 1-2 record and 4.00 ERA (18 IP - 8 ER)...Allowed 20 hits, walked four and struck out 10...Was promoted to triple-A **Salt Lake**, where he registered 5-9 record with a 6.16 ERA (122.2 IP - 84 ER) in 24 games (22 starts)...Named Pacific Coast League Pitcher of the Week, June 12-18, recording 1-0 mark and 0.00 ERA (11 IP, 6 H, 2 BB, 7 SO) in two starts...Longest outing and strikeout high on season came April 18 at Tacoma (8 IP, 2 H, 3 BB, 8 SO)...Overall, pitched into seventh-inning-or-later seven times...Did not walk more than three batters in any outing...Opponents batted .321 against him on season.

MINOR LEAGUE SUMMARY:

- In **2005**, spent entire season at double-A **Arkansas**...Registered 10-8 record, one complete game shutout and a 4.57 ERA (159.2 IP - 81 ER) in 27 starts...Allowed 175 hits (18 HR), walked 58 and struck out 126 batters...Ranked third in Texas League in walks and strikeouts...Tossed fifth career complete game and third shutout, July 16 at Corpus Christi (2-0 score; 9 IP, 6 H, 1 BB, 9 SO)...Strikeout high was 11, set May 16 vs. Tulsa (6 IP).
- In **2004**, posted 12-7 record and 3.59 ERA (165.1 IP - 66 ER) with two complete games and one shutout in 28 starts for single-A **Rancho Cucamonga**...Set career-highs in wins, ERA, starts, complete games, innings pitched and strikeouts...Held opponents to .248 average against...Tied for team lead in starts, wins and complete games and led Quakes in innings pitched, home runs allowed (19), hit batters (16), and strikeouts...Struck out 190 batters while only walking 40...Strikeouts total ranked fourth in minors and finished fourth in California League in ERA and innings pitched...Earned Organization Pitcher of the Year honors...Named to California League Post-Season All-Star Team and was California League All-Star Game selection...Honored as Organization Pitcher of the Month for both May (3-1, 2.68) and Aug. (4-2, 2.70), while being named California Pitcher of the Week for Aug. 9-15...In lone start for week, threw complete game shutout, allowing five hits and no walks while striking out 13 in win over Lake Elsinore.
- In **2003**, spent third professional season at **Rancho Cucamonga**, compiling 6-8 record and 4.24 ERA (127.1 IP - 60 ER) with one complete game shutout in 22 games (21 starts)...Allowed 123 hits, walking 26 while striking out 100...Ranked third in California League in shutouts and walks per nine innings (1.91)...Allowed .248 average against...Earned Topps California Pitcher of the Month and Organization Pitcher of the Month for May...Also named California League Pitcher of the Week, May 12-18...Selected to California League All-Star Game.
- In **2002**, went 11-4 with 3.72 ERA (121 IP - 50 ER) with one complete game in 22 appearances (21 starts) for single-A **Cedar Rapids**...Struck out 86 batters while walking 26...Was tied for second on Kernels staff in wins.
- In **2001**, began season at rookie-level **Mesa**, going 1-0 with 0.00 ERA 94 IP - 0 ER) in three games...Promoted to rookie-level **Provo**, compiling 0-3 record and 7.17 ERA (37.2 IP - 30 ER) with one save in 14 games (4 starts).

PERSONAL/MISC:

- Steven Daniel Shell.
- Ranked as Angels' 10th best prospect for 2005 by *Baseball America*.
- Signed by Angels scout Kevin Ham.

SHELL'S LIFETIME PITCHING RECORD

Year	Club	W-L	ERA	G	GS	CG	GF	SHO	SV	IP	H	R	ER	HR	HB	BB	IBB	SO	WP	BK	BA
2001	—Angels	1-0	0.00	3	0	1	0	0	4	1	0	0	0	0	0	2	0	3	0	0	.077
	Provo	0-3	7.17	14	4	0	3	0	1	37.2	52	31	30	3	9	15	0	33	3	0	.331
2002	—Cedar Rapids	11-4	3.72	22	21	1	0	0	121	119	59	50	12	9	26	0	86	3	2	1	.255
2003	—R. Cucamonga	6-8	4.24	22	21	1	0	1	127.1	123	66	60	13	12	26	0	100	3	1	1	.248
2004	—R. Cucamonga	12-7	3.59	28	28	2	0	1	165.1	151	76	66	19	16	40	0	190	4	1	1	.248
2005	—Arkansas	10-8	4.57	27	27	1	0	1	159.2	175	90	81	18	9	58	0	126	10	0	0	.283
2006	—Arkansas	1-2	4.00	3	3	0	0	0	18	20	12	8	1	1	4	0	10	0	0	0	.286
	Salt Lake	4-9	6.16	24	22	0	1	0	122.2	156	91	84	16	12	32	0	82	2	0	0	.326



2007 ANGELS



SCOT SHIELDS

OPENING DAY AGE: 31 BORN: July 22, 1975
 BIRTHPLACE: Ft. Lauderdale, FL RESIDES: Northville, MI
 MARRIED: Jaimie McGovern, Oct. 20, 2000
 CHILDREN: Kayla, Ella
 ACQUIRED: Selected in 38th round of 1997 free agent draft
 SIGNED THRU: 2007 M.L. SERVICE: 4 yrs, 146 days

RHP

BATS: Right

THROWS: Right

HT.: 6-1

WT.: 180

62

2006 SEASON:

- Completed season with 7-7 record, two saves and a 2.87 ERA (87.2 IP – 28 ER) in 74 games with Angels...Allowed 70 hits (8 HRs), walked 24 and struck out 84 batters...Led club in games pitched and wins by reliever (tied)...Led major leagues with 31 holds...Among AL leaders, ranked fourth in games pitched...74 games ranks second highest in single season in club history, behind own mark of 78 set in 2005...54 of 74 outings were scoreless and did not allow a hit in 31 of 74 appearances... Retired 56 of 74 first batters faced...Earned win, Aug. 22 vs. Boston – victory gave him sole possession of 2nd place on Angels' career relief wins list with 31 (Dave LaRoche is tops on list with 34 wins)...Posted ERA below 2.00 in April (1.15), May (1.98) and Sept. (1.88)...ERA was 2.72 on road and 2.47 prior to All-Star break...Was 1-0 with a 1.93 ERA in eight games against Seattle and 0.00 ERA vs. Texas in nine games (10 IP)...Saves came April 18 at Minnesota and Sept. 25 vs. Texas...Longest outing was two innings pitched (six times)...Struck out season-high five batters, June 24 at Arizona...Limited opponents to .217 average, including .207 (31/150) mark against left-handers.

Great Scot!

Over the last three seasons, Scot Shields has pitched 284.2 innings, most by any reliever in the Majors...His 291 strikeouts over the last three seasons rank 4th among ML relievers.

CAREER HIGHLIGHTS:

- Was member of MLB team as part of All-Star Series 2006 in Japan...Pitched for USA in WBC last March (3 G, 3.2 IP, 1 H, 0 R, 1 BB, 2 SO)... In 2005, his 78 appearances established a club record as he led AL relievers with 91.2 IP...Ranked second in AL with 98 K's and 32 holds...In 2004, led AL in innings pitched by reliever (105.1)...109 strikeouts ranks second most by Angels reliever in club history (sixth Angel reliever to reach 100 strikeouts all-time)...Along with Francisco Rodriguez, became first pair of relievers to reach 100 strikeouts in same season in club annals and first duo to accomplish feat in major leagues since Armando Benitez (106) and Arthur Rhodes (102) for Baltimore in 1997...Suffered first loss as reliever, June 24 vs. Oakland (2.2 IP, 2 H, 1 R, 1 ER, 1 HR, 5 SO) since Aug. 26, 2002, snapping a then club record of eight consecutive wins by a reliever...Was member of MLB All-Star squad that participated in Japan Series...Posted no record and 0.00 ERA (2.2 IP, 1 H, 2 SO) in four games pitched...Is 4-6 with a 3.97 ERA (81.2 IP – 36 ER) in 14 major league starts lifetime...In 2003, earned run average at home was 1.83, the best in major leagues...In 2002, average against as reliever was .176, best in AL (min. of 45 IP)...ERA of 1.96 as a reliever would have ranked 4th best in AL among relievers if he qualified (eight innings shy)...Earned first ML win, July 5 vs. Tampa Bay (1 IP, 1 H, 1 SO).

POST-SEASON EXPERIENCE:

- In 2005, appeared in four games of ALDS vs. New York, registering 1-1 record and 3.60 ERA (5 IP, 4 H, 2 R, 2 ER, 3 BB, 5 SO)...Picked up win in Angels' 11-7 victory in Game 3 at Yankee Stadium and suffered 3-2 loss in Game 4 at Yankee Stadium...Appeared in four games of ALCS vs. Chicago, posting no record and 0.00 ERA (6 IP, 4 H, 1 BB, 5 SO)...In 2004, appeared in two ALDS games vs. Boston, posting no record and 6.00 ERA (3 IP – 2 ER)...In 2002, was one of six Angels rookies to appear in World Series in '02...Made post-season debut in Game 5 of World Series at Pacific Bell Park (1.2 IP, 5 H, 5 R, 1 ER, 2 HR, 1 SO)...Allowed HRs to Jeff Kent and Rich Aurilia...Marked lone appearance of '02 playoffs.

MAJOR LEAGUE SUMMARY:

- In 2005, completed season with 10-11 record, seven saves and a 2.75 ERA (91.2 IP – 28 ER) in 78 games with Angels...Marked fifth season on roster and third full season in major leagues...Opening Day on roster marked third of career...Led bullpen in ERA and games pitched...78 appearances establishes club record by a pitcher (previously 72 by Minnie Rojas in 1967)...Posted career high 10th win of season, Oct. 1 at Texas (1.1 IP, 1 H, 2 SO)...11 losses ties Mark Clear (1980) for most single-season relief losses in club history...Was on mound for six walk-off wins by opponents...Led AL relievers 91.2 IP and ranks second with 98 K's and 32 holds...Led AL relievers with 105.1 IP in 2004...Limited lefties to .199 clip (34/171)...Was 5 for 6 in save chances as closer when Francisco Rodriguez was on DL, May 15-31, and was 7-for-13 in save opportunities overall...Is first Angels pitcher with 10 relief wins in a season since Shigetoshi Hasegawa in 2000 (10)...Became 18th pitcher in ML history to record at least 10 wins and 10 losses in a season without making a start...Last player to do so was Dan Spillner (12-10) for Cleveland in 1982...The other Angel to do so was Mark Clear in 1980 (11-11).

SHIELDS



2007 ANGELS

- In 2004, spent eighth professional season with **Angels**...Finished campaign with 8-2 record, four saves and a 3.33 ERA (105.1 IP – 39 ER) in 60 games...Allowed 97 hits (6 HR), walked 40 and struck out 109 batters (3rd in AL – relievers)...Led Angels' relievers in wins and innings pitched (tops in AL)...Worked three innings five times on season (all outings were scoreless)...Retired 45 of 60 first batters faced...Suffered first loss as reliever, June 24 vs. Oakland (2.2 IP, 2 H, 1 R, 1 ER, 1 HR, 5 SO) since Aug. 26, 2002, snapping a club record of eight consecutive wins by a reliever...Threw 22 consecutive scoreless innings pitched (9 H, 5 BB, 23 SO), May 6-June 11, longest scoreless stretch by Angels reliever this season...Opponents batted .239 against him...Was member of MLB All-Star squad that participated in Japan Series...Posted no record and 0.00 ERA (2.2 IP, 1 H, 2 SO) in four games pitched.
- In 2003, spent seventh professional season with **Angels**...Finished campaign with 5-6 record, one save and a 2.85 ERA (148.1 IP – 47 ER) in 44 games (13 starts)...Began season as reliever, posting 1-0 mark, one save and 1.68 ERA (69.2 IP – 13 ER)...Registered first career save, April 13 vs. Oakland (3 IP, 2 H, 1 BB, 5 SO)...Five strikeouts were most by an Angels' reliever...Tossed 4.1 innings of relief twice (July 3 vs. Texas & July 29 vs. New York Yankees), most by an Angels' reliever in 2003...Was leading AL reliever with 69.2 innings before move to starting rotation...Allowed first run of season, April 17 at Texas (HR by Hank Blalock)...Had opened season with 11 scoreless innings pitched...As starter, was 4-6 with a 3.89 ERA (78.2 IP – 34 ER)...Made second career start, April 26 vs. Boston, defeating John Burkett and Boston, 3-1 (5.1 IP, 5 H, 1 ER, 5 SO)...Marked first career win as starter...Struck out career best nine batters, Sept. 23 vs. Seattle (8 IP)...Total equaled most by Angel in season (John Lackey)...Longest outing was eight innings pitched, Sept. 17 vs. Oakland and Sept. 23 vs. Seattle...In final three starts, was 1-1 with a 1.17 ERA (23 IP, 12 H, 3 R, 3 ER, 2 BB, 17 SO, 1 HB, 1 WP).
- In 2002, was recalled by **Angels** from triple-A Salt Lake, June 14...Allowed five earned runs in first 11 innings before settling in as key component to bullpen's success, allowing just seven earned runs over final 38 outings (1.66 ERA)...As reliever, opponents hit .176, best in AL (min. of 45 IP)...1.96 ERA as reliever would have ranked 4th best in AL among relievers if he qualified (eight innings shy)...Had 15-inning scoreless stretch (Aug. 29-Sept. 21), equaling longest by an Angels' reliever in '02 (Brendan Donnelly)...Included in scoreless streak was hitless stretch of 11.2 innings...Made first ML start, Sept. 27 vs. Seattle (had made 68 career starts in minors)...Did not receive decision in outing (3 IP, 4 H, 2 R, 2 ER, 2 BB, 2 SO, 1 WP)...Earned first ML win, July 5 vs. Tampa Bay (1 IP, 1 H, 1 SO)...Welcomed birth of first child (Kayla Madison) on last day of season, Sept. 29.
- In 2001, was recalled by **Angels**, May 25...Made major league debut, May 26 at Tampa Bay (1.1 IP, 1 H, 1 BB)...Optioned to Salt Lake, June 8...Also recalled, June 27, and optioned, July 19...Did not allow an earned run in eight relief appearances for Angels...Allowed one unearned run on eight hits and seven walks, posting seven strikeouts...Posted first major league strikeout, June 3 vs. Kansas City (Raul Ibanez).

MINOR LEAGUE SUMMARY:

- In 2002, was 2-2 with one save and 3.06 ERA (47 IP – 16 ER) in team-leading 28 appearances (one start) for triple-A **Salt Lake** before recall...Had just six walks in 47 innings with 50 strikeouts (better than 8-to-1 SO/BB ratio).
- In 2001, began fifth professional season at triple-A **Salt Lake**, compiling 6-11 record and 4.97 ERA (137.2 IP – 76 ER) with club-high four complete games in 21 starts...Allowed just 31 walks while striking out 104...Longest outing was nine innings, Aug. 13 at Tacoma in Stingers' 7-3 win...Allowed season-low three hits in same contest...Struck out season-high nine batters twice.
- In 2000, spent fourth professional season at triple-A **Edmonton**...Posted 7-13 record with four complete games, one shutout and 5.41 ERA (163 IP – 98 ER) in 27 starts...Allowed 158 hits (16 HR), walked 82 and struck out 156 in that span...Established career highs in losses, starts and complete games...Led PCL in strikeouts, setting franchise record (Jay Witasick – 155 in 1997)...Also ranked tied for third in complete games and fifth in innings pitched...Led club in starts, complete games, shutouts (tied), innings pitched and strikeouts...Complete games came June 18 vs. Omaha (3-2 win), July 21 at Oklahoma (8-2 win), Aug. 5 at Las Vegas (1st game; 6-0 win) and Aug. 20 at Las Vegas (2-0 loss)...In shutout, limited Las Vegas to two hits (7 IP, 6 BB, 8 SO)...Strikeout best was 12, April 16 at Colorado Springs (7 IP, 1st start of season).
- In 1999, began third professional season at single-A **Lake Elsinore** of California League, posting 10-3 record with two complete games, one shutout and 2.52 ERA (107.1 IP – 30 ER) and one save in 24 games (nine starts)...Struck out 113 batters while allowing 91 hits and 39 walks...Hurled complete game three-hit shutout (4 BB, 8 SO), July 7 at Stockton...In nine starts, was 4-1 with 2.08 ERA (69.1 IP – 16 ER)...Struck out 77 batters while allowing 55 hits and 19 walks...Struck out season-high 13 hitters (8 IP), June 12 vs. Rancho Cucamonga...In relief, posted 6-2 record with 3.32 ERA (38 IP – 14 ER) and one save in 15 contests...Named as participant for California League All-Star Game and was selected to California League All-Star Team Pitcher (post-season award)...Had contract transferred to double-A **Erie**, July 14...Was 4-4 with one shutout and 2.89 ERA (74.2 IP – 24 ER) in 10 starts...Struck out 81 batters while allowing 57 hits and 26 walks...Recorded complete game six-hit shutout (0 BB, 12 SO), Aug. 2 vs. Akron...Earned organization's Minor League Pitcher of Year.
- In 1998, played second professional season at single-A **Cedar Rapids**...Was 6-5 with seven saves and 3.65 ERA (74.0 IP – 30 ER) in 58 relief appearances for **Kernels**.
- In 1997, began professional career at single-A **Boise**...Owned 7-2 mark with two saves and 2.94 ERA (52.0 IP – 17 ER) in 30 relief appearances for **Hawks**.

PERSONAL/MISC:

- Robert Scot Shields.
- Graduated from Ft. Lauderdale High School (FL).
- Graduated Lincoln Memorial University (Harrogate, TN) in 1997 with Bachelor of Science degree in Kinesiology.

Legend of Rubber Arm

Most don't believe the story but it is true – Scot Shields DID pitch 16 innings in a game for Lincoln Memorial University on March 16, 1996...He threw approximately 260 pitches in a losing effort (16 IP, 12 H, 7 R, 5 ER, 9 BB, 7 SO, 71 BF).



2007 ANGELS

- Involved in numerous Angels Community Outreach programs, including youth baseball clinics and community caravans...Attended Angels Day at Orange Coast Memorial Medical Center and Anaheim Memorial Medical Center.
- Scot's father Mike was a left-handed pitcher in the Twins organization from 1967-70...His grandfather Gene played in the White Sox organization.
- Signed by Angels' scout Tom Kotchman.

SHIELDS' LIFETIME PITCHING RECORD

Year	Club	W-L	ERA	G	GS	CG	GF	SHO	SV	IP	H	R	ER	HR	HBP	BB	IBB	SO	WP	BK	BA
1997	Boise	7-2	2.94	30	0	0	13	0	2	52	45	20	17	1	3	24	4	61	9	1	.233
1998	Cedar Rapids	6-5	3.65	58	0	0	38	0	7	74	62	33	30	5	8	29	0	81	9	1	.232
1999	Lake Elsinore	10-3	2.52	24	9	2	6	1	1	107.1	91	37	30	1	5	39	4	113	6	1	.233
	Erie	4-4	2.89	10	10	1	0	1	0	74.2	57	26	24	10	6	26	0	81	2	0	.216
2000	Edmonton	7-13	5.41	27	27	4	0	1	0	163	158	114	98	16	14	82	0	156	7	0	.250
2001	Salt Lake	6-11	4.97	21	21	4	0	0	0	137.2	141	84	76	24	10	31	0	104	7	1	.267
	Anaheim	0-0	0.00	8	0	0	6	0	0	11	8	1	0	0	1	7	0	7	2	0	.200
2002	Salt Lake	2-2	3.06	28	1	0	5	0	1	47	39	18	16	5	3	6	0	50	3	0	.223
	Anaheim	5-3	2.20	29	1	0	13	0	0	49	31	13	12	4	1	21	1	30	3	0	.188
2003	Anaheim	5-6	2.85	44	13	0	5	0	1	148.1	138	56	47	12	5	38	6	111	4	0	.247
2004	Anaheim	8-2	3.33	60	0	0	12	0	4	105.1	97	42	39	6	3	40	5	109	4	0	.238
2005	LAA	10-11	2.75	78	0	0	21	0	7	91.2	66	33	28	5	2	37	2	98	12	0	.201
2006	LAA	7-7	2.87	74	0	0	13	0	2	87.2	70	30	28	8	1	24	4	84	8	0	.217
Major Totals		35-29	2.81	293	14	0	70	0	14	493	410	175	154	35	13	167	18	439	33	0	.225

* led or tied for league lead

2006

CAREER

	W-L	S	ERA	G	IP	ER	W-L	S	ERA	G	IP	ER
Angels	—	—	—	—	—	—	—	—	—	—	—	—
Baltimore	1-1-0	7.20	5	5.0	4	2-2-1	2.70	13	20.0	6	—	—
Boston	1-0-0	18.00	2	2.0	4	2-4-0	7.66	16	22.1	19	—	—
Chicago	0-1-0	1.93	4	4.2	1	1-3-1	2.15	14	29.1	7	—	—
Cleveland	0-0-0	0.00	3	2.2	0	1-1-2	2.22	12	24.1	6	—	—
Detroit	0-0-0	2.45	4	3.2	1	1-0-1	5.06	15	21.1	12	—	—
Kansas City	1-1-0	2.16	7	8.1	2	3-1-1	3.95	16	27.1	12	—	—
Minnesota	1-0-1	0.00	3	4.2	0	1-0-1	1.59	13	17.0	3	—	—
New York	0-0-0	5.19	6	8.2	5	2-0-2	2.57	22	35.0	10	—	—
Oakland	0-2-0	3.38	7	8.0	3	3-9-1	2.93	34	61.1	20	—	—
Seattle	1-0-0	1.93	8	9.1	2	4-1-2	2.35	36	65.0	17	—	—
Tampa Bay	1-0-0	0.00	3	4.2	0	4-0-1	0.71	16	25.1	2	—	—
Texas	0-0-1	0.00	9	10.0	0	6-1-2	2.35	34	57.1	15	—	—
Toronto	0-0-0	0.00	5	6.0	0	1-3-0	2.05	16	30.2	7	—	—
Arizona	0-0-0	0.00	1	2.0	0	0-0-0	0.00	1	2.0	0	—	—
Atlanta	—	—	—	—	—	0-0-0	0.00	2	2.0	0	—	—
Chicago	—	—	—	—	—	0-0-0	9.00	2	2.0	2	—	—
Cincinnati	—	—	—	—	—	—	—	—	—	—	—	—
Colorado	0-1-0	36.00	1	1.0	4	0-1-0	12.00	2	3.0	4	—	—
Florida	—	—	—	—	—	1-0-0	0.00	1	1.0	0	—	—
Houston	—	—	—	—	—	0-0-0	0.00	1	1.0	0	—	—
Los Angeles	0-1-0	3.00	3	3.0	1	0-2-1	2.91	13	21.2	7	—	—
Milwaukee	—	—	—	—	—	0-0-0	0.00	2	3.0	0	—	—
New York	—	—	—	—	—	1-0-0	2.57	3	7.0	2	—	—
Philadelphia	—	—	—	—	—	—	—	—	—	—	—	—
Pittsburgh	—	—	—	—	—	1-0-0	0.00	1	2.0	0	—	—
St. Louis	—	—	—	—	—	0-0-0	0.00	1	3.0	0	—	—
San Diego	0-0-0	0.00	2	2.0	0	0-0-0	0.00	3	3.0	0	—	—
San Francisco	1-0-0	4.50	1	2.0	1	1-0-0	4.50	1	2.0	1	—	—
Washington	—	—	—	—	—	0-1-0	4.50	3	4.0	2	—	—

2006

CAREER

	W-L	S	ERA	G	IP	ER	W-L	S	ERA	G	IP	ER
March	—	—	—	—	—	—	—	—	—	—	—	—
April	1-2-1	1.15	12	15.2	2	7-3-4	2.00	43	72.0	16	—	—
May	2-1-0	1.98	12	13.2	3	6-3-8	1.97	46	68.2	15	—	—
June	1-2-0	4.05	10	13.1	6	4-8-0	3.31	53	81.2	30	—	—
July	2-1-0	3.55	12	12.2	5	5-2-0	2.00	54	85.2	19	—	—
Aug.	1-1-0	4.50	15	18.0	9	7-9-1	4.32	47	89.2	43	—	—
Sept.	0-0-1	1.88	13	14.1	3	5-4-1	3.00	48	93.0	31	—	—
Oct.	—	—	—	—	—	1-0-0	0.00	2	2.1	0	—	—
Home	4-4-1	3.02	40	44.2	15	24-12-6	2.40	153	266.2	71	—	—
Road	3-3-1	2.72	34	43.0	13	11-17-8	3.30	140	226.1	83	—	—
Pre-ASG	4-6-1	2.47	39	47.1	13	18-15-12	2.38	161	249.2	66	—	—
Post-ASG	3-1-1	3.35	35	40.1	15	17-14-2	3.25	132	243.1	88	—	—
Starter	—	—	—	—	—	4-6-0	3.97	14	81.2	36	—	—
Reliever	7-7-2	2.87	74	87.2	28	31-23-14	2.58	279	411.1	118	—	—

SHIELDS

CAREER PITCHING AT MAJOR LEAGUE PARKS

AL	W-L	S	ERA	G	IP	ER	NL	W-L	S	ERA	G	IP	ER
Angel Stadium	24-12-6	2.40	153	266.2	71	—	AT&T Park	1-0-0	4.50	1	2.0	1	—
Amerquest Field	3-1-1	3.00	18	27.0	9	—	Busch Stadium	0-0-0	0.00	1	3.0	0	—
Camden Yards	0-1-1	2.08	5	8.2	2	—	Chase Field	0-0-0	0.00	1	2.0	0	—
Comerica Park	0-0-1	6.75	6	10.2	8	—	Coors Field	0-0-0	0.00	1	2.0	0	—
Fenway Park	0-3-0	17.18	8	7.1	14	—	Dodger Stadium	0-1-1	5.23	5	10.1	6	—
Jacobs Field	0-1-2	2.08	5	13.0	3	—	H. Bithorn Stadium, P.R.	0-0-0	0.00	2	2.1	0	—
Kauffman Stadium	2-0-0	3.46	7	13.0	5	—	Miller Park	0-0-0	0.00	1	1.0	0	—
McAfee Coliseum	0-6-0	4.13	18	28.1	13	—	Minute Maid Park	0-0-0	0.00	1	1.0	0	—
Metrodome	0-0-1	0.00	7	9.1	0	—	PNC Park	1-0-0	0.00	1	2.0	0	—
Rogers Centre	0-2-0	2.25	7	12.0	3	—	Shea Stadium	1-0-0	0.00	2	3.2	0	—
Safeco Field	2-0-1	2.59	14	24.1	7	—	Turner Field	0-0-0	0.00	2	2.0	0	—
Tropicana Field	0-0-0	1.64	8	11.0	2	—	—	—	—	—	—	—	
U.S. Cellular Field	0-2-0	2.93	9	15.1	5	—	—	—	—	—	—	—	
Yankee Stadium	1-0-0	3.00	10	15.0	5	—	—	—	—	—	—	—	



2007 ANGELS

WORLD BASEBALL CLASSIC TOTALS

Year	Club	W-L	ERA	G	GS	CG	SHO	SV	IP	H	R	ER	BB	SO
2006	USA	0-0	0.00	3	0	0	0	0	3.1	1	0	0	1	2

DIVISION SERIES TOTALS

Year	Club, Opp.	W-L	ERA	G	GS	CG	SHO	SV	IP	H	R	ER	BB	SO
2002	Ana., NYY						DNP							
2004	Ana., Bos.	0-0	6.00	2	0	0	0	0	3	5	2	2	1	3
2005	LAA, NYY	1-1	3.60	4	0	0	0	0	5	4	2	2	3	5
Totals		1-1	4.50	6	0	0	0	0	8	9	4	4	4	8

LEAGUE CHAMPIONSHIP SERIES TOTALS

Year	Club, Opp.	W-L	ERA	G	GS	CG	SHO	SV	IP	H	R	ER	BB	SO
2002	Ana., Min.						DNP							
2005	LAA, CWS	0-0	0.00	4	0	0	0	0	6	4	0	0	1	5

WORLD SERIES TOTALS

Year	Club, Opp.	W-L	ERA	G	GS	CG	SHO	SV	IP	H	R	ER	BB	SO
2002	Ana., SF	0-0	5.40	1	0	0	0	0	1.2	5	5	1	0	1

MAJOR LEAGUE HITTING TOTALS

AVG	AB	H	HR	RBI
.000	3	0	0	0

CAREER FIELDING

POS	PCT	G	PO	A	E	TC	DP
P	.944	293	45	73	7	125	5

SHIELDS' BESTS

	Season	Game
Wins	10 — 2005	SO 9 — vs. Sea., 9-23-03
ERA	2.20 — 2002	IP 8 — vs. Sea., 9-23-03 & vs. Oak., 9-17-03
IP	148.1 — 2003	Win Streak 8 — Sept. 11, 2003-June 21, 2004
SO	111 — 2003	
SV	7 — 2005	

2007 ANGELS



JUSTIN SPEIER

OPENING DAY AGE: 33 **BORN:** Nov. 6, 1973
BIRTHPLACE: Walnut Creek, CA **RESIDES:** Paradise Valley, AZ
ACQUIRED: Signed as major league free agent, Nov. 19, 2006
SIGNED THRU: 2010 **M.L. SERVICE:** 7 yrs., 82 days

RHP

BATS: Right

THROWS: Right

HT: 6-4

WT: 205

33

2006 SEASON:

- Finished 2-0 with a 2.98 ERA in 58 relief appearances with **Toronto**...Had club high 25 holds which ranked fifth in AL...58 appearances ranked third most on club...Was placed on 15-day disabled list, Aug. 4, with right forearm strain...Activated Sept 10...Retired 40 of 58 first batters faced (69%), and stranded 19 of 36 inherited runners (53%)...Was 0-3 in save opportunities...Struck out at least one batter in 15 of last 17 outings...Held batters to .235 batting average, third on club...Left-handed hitters were limited to .183 avg. (13-71)...Surrendered five home runs, and only one away from Rogers Centre...Was 1-0, with 1.96 ERA in day games...Struck out more than a batter per inning (1.07) for second time in career and first since 2000...Worked season high 2.0 IP on three separate occasions...In nine April games, posted a 1-0 and 0.84 ERA over 10.2 IP, and held batters to an .083 batting average...Had 1.54 ERA in 14 June games, striking out 16 in 11.2 IP...Was 1-0, with a 2.57 ERA in Sept./Oct. with seven strikeouts in 10.0 innings...From April 6 - May 3 had string of 10 straight scoreless outings (10.2 IP)...Had string of nine consecutive scoreless outings from June 12-29 (9.1 IP).

MAJOR LEAGUE SUMMARY:

- In **2005**, was 3-2 with a 2.57 ERA in 65 appearances with **Toronto**...2.57 ERA ranked 12th among AL relievers...Ranked fifth among AL relievers in baserunners per nine innings (8.9)...In 66.2 IP, struck out 56 batters while walking just 15...Finished 36 games which ranked second on team (Batista-62) and 14th in the AL...Had 11 holds...Led team in WHIP (0.95) and strikeouts per nine innings (7.56)...Worked 1 IP or more in 50 of his 65 appearances...Worked a season high 2.0 IP on six different occasions, posting a 4.50 ERA in those outings...From July 15-20, worked in five consecutive games, posting 0.00 ERA (4.1 IP, 3 H, 0 ER, 2 SO)...In May, was 0-0 with a 1.08 ERA in eight appearances (8.1 IP - 1 ER)...In July was 0-0 with a 0.68 ERA in 13 appearances (2 BB, 17 SO)...From July 15 to Aug. 2 had 11.2 IP scoreless innings streak (a span of 10 games)...In Sept. was 1-0 with a 1.74 ERA in 11 appearances...Made 400th appearance of his career, Sept. 24 at NYY...Recorded 18 strikeouts over last 15 games of season...Held opposing hitters to .198 batting average, which led team and ranked eighth among AL relievers...Opponents hit just .211 (19-90) with runners on base, which ranked 11th among AL relievers.
- In **2004**, was 3-8 with a 3.91 ERA in 62 relief appearances in first season with **Toronto**...Picked up seven saves and finished 32 games...Was seven for 11 in save opportunities...Pitched three consecutive days on three occasions and posted a combined 2.22 ERA (9.0IP) in such outings...Made Blue Jays debut on Apr. 5 vs. Detroit (.1 IP)...Picked up first Blue Jays win on April 9 at Boston, first Toronto win of 2004 season...Recorded first save as Blue Jay on April 13 at Detroit (1 IP)...Worked 2.0 or more innings in six outings and posted 2.08 ERA (13 IP)...Worked a season high three innings on July 21 at NYY (2 H, 1 BB, 3 SO)...Was placed on disabled May 11 to June 7 with soreness in right elbow...From June 5-7 was on rehab assignment with Dunedin and appeared in two games (2 IP - 1 ER)...Missed 25 games while on DL...From April 17 to June 19 lost career high five consecutive decisions...Had season best 1.80 ERA in month of Aug. in 15 outings...All six of his saves in the second half came in month of Sept. (seven chances).
- In **2003**, was 3-1 with nine saves and a 4.05 ERA in 72 games with **Colorado**...Set career highs in games, saves and innings pitched (73.1)...Stranded 23 of 30 inherited runners (77%)...On May 20 at Los Angeles allowed two inherited runners to score for the first time since June 6, 2001 vs. HOU...From May 6 to July 21, did not issue an "unintentional walk for 33 straight appearances covering 35.0 innings...From May 17-July 29 posted 1.38 ERA allowing five earned runs in 32.2 innings...Suffered only loss on the season on May 9 at Florida when Juan Encarnacion hit a walkoff home run in the 11th...Converted nine of 12 save opportunities...
- In **2002**, was 5-1 with a 4.33 ERA in 63 games with **Colorado**...Set career-best with five wins...Stranded a major-league best 33-of-35 (.943) inherited runners...Was best percentage of any reliever since statistic was first recorded in 1987...The previous record for a pitcher with at least 30 base runners was 93.5% (29/31) by Dennis Eckersley in 1992...Pitched out of inherited bases-loaded jam on four occasions...Stranded 24 consecutive runners from May 27-Aug. 19...Led Rockies' relievers with five wins...Opened season on disabled list with inflammation of the right knee...Placed on 15-day DL March 31...Went on rehab assignment at Colorado Springs



2007 ANGELS

(AAA) before being reinstated May 6...Pitched in first game of the season, May 9 at Montreal (2 IP)...Did not allow a hit to left-hander until May 21 (Kotsay) and lefties went just 1-for-18 (.056)...Recorded first career save, May 28 at San Diego (147th career game)...Struck out career batter No. 200, July 19 vs. Milwaukee (Ryan Thompson)...Did not allow a home run in 36 appearances from May 17 to Aug. 6 (33.2 IP)...Won his career-high fifth straight decision his longest outing of year, Sept. 15 vs. Los Angeles (2.1 IP)...

- In **2001**, combined with **Cleveland** and **Colorado** was 6-3 with a 4.58 ERA in 54 games...Began season with Indians, appearing in 12 games (2-0, 6.97 ERA)...Had longest outing of career tossing 4.2 innings on May 17 at Texas... Was traded to Mets for player to be named later, May 19... Placed on waivers by Mets after not making single appearance and was claimed by Rockies, May 29...Pitched in nine games Colorado before being designated for assignment, June 25...Had his contract purchased July 22 after 11 appearances with Colorado Springs (AAA) and spent rest of season with Rockies...Averaged 1.93 walks-per nine innings (12/56.0), third best among NL relievers...Tied club record by striking out five consecutive hitters, June 18-21...Became third Rockies reliever to accomplish the feat, joining Gabe White who did it just six days earlier, June 16, and Darren Holmes, June 1, 1993 vs. Pittsburgh... Recorded first NL win on Aug. 17 vs. Florida (3.1IP, 1H).
- In **2000**, began season at triple-A Buffalo...Recalled by **Cleveland** May 25 and spent last four months in middle relief for Indians...68.1 innings ranked second on Tribe to Steve Karsay (76.2IP)... Won first Major League game on June 18 at Detroit, striking out career-best seven hitters in 3.2 innings.
- In **1999**, went to spring training with Florida Marlins but was dealt to **Atlanta**, April 1...Optioned to triple-A Richmond and appeared in two games before recall, April 14...Appeared in 19 games with Braves, posting 0-record and 5.65 ERA...Optioned back to Richmond, June 27, for remainder of season.
- In **1998**, began the season at triple-A Iowa...Made major league debut with **Chicago**, May 27 vs. Philadelphia... Threw 1.1 innings in debut (2 H, 2 ER), his only game with Chicago...Traded May 31 to **Florida**...Debuted with Marlins, Aug. 2 vs. Cincinnati, giving up three runs in 2.0 innings...Had a 2.60 ERA for Ponce of the Puerto Rican Winter League.

MINOR LEAGUE SUMMARY:

- In **2002**, opened season on disabled list with inflammation of right knee...Placed on 15-day DL March 31... Went on a rehab assignment at triple-A **Colorado Springs**, pitched in 12 games, posting 2-0 record with two saves and a 3.86 ERA...Was reinstated from DL, May 6.
- In **2001**, made 11 appearances with triple-A **Colorado Springs**, posting 1-0 record with two saves and 1.46 ERA.
- In **2000**, began season at triple-A Buffalo...Was 0-0 with nine saves and a 4.15 ERA in 13 games before May 25 recall by Cleveland.
- In **1999**, was 2-4 with three saves and a 5.62 ERA in 27 games in two stints at triple-A **Richmond**.
- In **1998**, began the season at triple-A **Iowa**...Was 3-3 with 12 saves and a 5.05 ERA in 45 games...12 saves ranked fourth among all organizational relievers.
- In **1997**, split season between double-A **Orlando** and triple-A **Iowa**...Was promoted to Iowa, Aug. 12 and did not allow a run in eight games (12.1IP)...From Aug. 24-30, was named American Association's Pitcher of the Week... Allowed Sean Casey's game-winning three run homer in Game 3 of American Association Championship...Following season, he threw in Arizona Fall League where he was named leagues All-Prospect Team after tying for AFL lead with eight saves...
- In **1996**, was 2-4 with 13 saves and a 3.76 ERA in 33 games for single-A Daytona...Was named as a mid-season Florida State League All-Star...Promoted to double-A Orlando, July 3... Was 4-1 with a 2.05 ERA in 24 games...Added six saves for a combined 19 with both teams.
- In **1995**, began pro career at single A Williamsport in the New York-Penn League...Was 2-1 with 12 saves and a 1.49 ERA in 30 games.

PERSONAL/MISC:

- Justin James Speier (pronounced SPY-er).
- Graduated from Brophy College Prep School (AZ) in 1991.
- Attended University of San Francisco and Nicholls State (LA) University.
- Was United States Marine Corp reservist from 1991-95.
- His father, Chris Speier, is former Major Leaguer and served as base coach for World Series Champion Arizona Diamondbacks in 2001 until retiring after postseason...Chris Speier played 19 seasons in major leagues, 1971-89, with San Francisco, Montreal, St. Louis, Minnesota and Chicago-NL.

2007 ANGELS

SPEIER'S LIFETIME PITCHING RECORD

Year	Club	W-L	ERA	G	GS	CG	GF	SHO	SV	IP	H	R	ER	HR	HB	BB	IBB	SO	WP	BK	BA
1995	—Williamsport	2-1	1.49	30	0	0	22	0	12	36.1	27	6	6	1	1	4	0	39	0	0	.203
1996	—Daytona	2-4	3.76	33	0	0	29	0	13	38.1	32	19	16	3	2	19	3	34	5	0	.225
	—Orlando	4-1	2.05	24	0	0	19	0	6	26.1	23	7	6	2	2	5	1	14	0	0	.228
1997	—Orlando	6-5	4.48	50	0	0	20	0	6	78.1	77	46	39	8	3	23	0	63	2	2	.260
	—Iowa	2-0	0.00	8	0	0	4	0	1	12.1	5	0	0	0	0	1	0	9	0	0	.128
1998	—Iowa	3-3	5.05	45	0	0	33	0	12	51.2	52	31	29	10	5	19	1	49	6	0	.261
	—Chicago	0-0	13.50	1	0	0	0	0	0	1.1	2	2	2	0	0	1	0	2	1	0	.333
	—Florida	0-3	8.38	18	0	0	10	0	0	19.1	25	18	18	7	0	12	1	15	2	0	.325
1999	—Richmond	2-4	5.62	27	0	0	16	0	3	41.2	51	28	26	4	3	22	4	39	6	1	.293
	—Atlanta	0-0	5.65	19	0	0	8	0	0	28.2	28	18	18	8	0	13	1	22	0	0	.248
2000	—Buffalo	0-0	4.15	13	0	0	13	0	9	13	13	6	6	0	0	3	0	12	0	0	.255
	—Cleveland	5-2	3.29	47	0	0	12	0	0	68.1	57	27	25	9	4	28	3	69	7	1	.226
2001	—Cleveland	2-0	6.97	12	0	0	2	0	0	20.2	24	16	16	5	3	8	0	15	2	0	.293
	—Colorado	4-3	3.70	42	0	0	8	0	0	56	47	24	23	8	5	12	3	47	4	1	.229
	—Col. Springs	1-0	1.46	11	0	0	4	0	2	12.1	10	2	2	0	1	7	0	16	3	1	.227
2002	—Col. Springs (1)	2-0	3.86	12	0	0	5	0	2	14	20	7	6	2	1	3	1	14	1	0	.333
	—Colorado	5-1	4.33	63	0	0	7	0	1	62.1	51	31	30	9	3	19	4	47	1	2	.216
2003	—Colorado	3-1	4.05	72	0	0	31	0	9	73.1	73	37	33	11	7	23	6	66	0	0	.257
2004	—Toronto	3-8	3.91	62	0	0	32	0	7	69	61	32	30	8	5	25	6	52	4	0	.239
	—Dunedin (1)	0-0	4.50	2	2	0	0	0	0	2	3	1	1	1	0	0	0	2	0	0	.333
2005	—Toronto	3-2	2.57	65	0	0	36	0	0	66.2	48	20	19	10	3	15	2	56	1	1	.198
2006	—Toronto	2-0	2.98	58	0	0	8	0	0	51.1	47	18	17	5	1	21	3	55	4	0	.235
A.L. Totals		15-12	3.49	244	0	0	90	0	7	276	237	113	107	37	16	97	14	247	18	2	.230
N.L. Totals		12-8	4.63	215	0	0	64	0	10	241	226	130	124	43	15	80	15	199	8	3	.245
Major Totals		27-20	4.02	459	0	0	154	0	17	517	463	243	231	80	31	177	29	446	26	5	.237

(1) rehab assignment

Selected by the Chicago Cubs the 55th round in the June 1995 First Year Player Draft.

Traded to the Florida Marlins along with 3B Kevin Orie and RHP Todd Noel in exchange for LHP Felix Heredia and LHP Steve Hoff on July 31, 1998.

Traded to the Atlanta Braves in exchange for a player to be named later on April 1, 1999. Florida Marlins acquired LHP Matt Targac to complete the trade on June 11, 1999.

Claimed on waivers by the Cleveland Indians on November 23, 1999.

Traded to the New York Mets in exchange for a player to be named later. Cleveland Indians acquired OF Brian Jenkins to complete the trade on May 21, 2001.

Claimed on waivers by the Colorado Rockies on May 29, 2001.

Traded to the Toronto Blue Jays as part of a three-way trade in which the Colorado Rockies received LHP Joe Kennedy from the Tampa Bay Devil Rays and a player to be named later from the Blue Jays; Devil Rays received LHP Mark Hendrickson from the Rockies on December 14, 2003. Colorado Rockies acquired RHP Sandy Nin to complete the trade on December 15, 2003.

Disabling Injuries: 2006 — Strained right forearm, disabled Aug. 4-Sept. 10.

2004 — Soreness right elbow, disabled May 11-June 8.

2002 — Inflammation right knee, disabled March 31-May 6



2007 ANGELS

2006						CAREER						2006						CAREER					
W-L-S	ERA	G	IP	ER		W-L-S	ERA	G	IP	ER		W-L-S	ERA	G	IP	ER		W-L-S	ERA	G	IP	ER	
Angels	0-0-0	6.00	4	3.0	2	1-0-2	3.00	15	15.0	5		March	—	—	—	—	—	—	—	—	—	—	—
Baltimore	0-0-0	2.84	9	6.1	2	1-3-1	5.08	31	33.2	19		April	1-0-0	0.84	9	10.2	1	4-3-1	4.88	53	59.0	32	
Boston	1-0-0	1.69	6	5.1	1	2-1-0	2.70	24	23.1	7		May	0-0-0	5.19	13	8.2	5	3-2-1	3.46	67	75.1	29	
Chicago	0-0-0	2.08	5	4.1	1	0-3-0	2.57	19	21.0	6		June	0-0-0	1.54	14	11.2	2	4-3-1	4.26	87	105.2	50	
Cleveland	—	—	—	—	—	1-0-0	4.50	9	10.0	5		July	0-0-0	4.91	12	11.0	6	2-1-5	3.28	72	79.2	29	
Detroit	0-0-0	0.00	1	0.2	0	2-0-1	1.74	13	20.0	4		Aug.	0-0-0	3.86	3	2.1	1	7-4-1	4.41	91	102.0	50	
Kansas City	0-0-0	0.00	1	1.0	0	0-0-0	3.18	13	17.0	6		Sept.	1-0-0	2.57	7	7.0	2	7-7-8	4.08	85	90.1	41	
Minnesota	0-0-0	4.50	2	2.0	1	0-1-0	4.35	9	10.1	5		Oct.	—	—	—	—	0-0-0	0.00	4	5.0	0		
New York	0-0-0	3.18	6	5.2	2	0-0-0	3.86	24	25.2	11		Home	2-0-0	3.19	32	31.0	11	18-6-10	4.25	246	288.1	136	
Oakland	0-0-0	0.00	3	4.0	0	0-1-0	3.00	13	12.0	4		Road	0-0-0	2.66	26	20.1	6	9-14-7	3.74	213	228.2	95	
Seattle	0-0-0	0.00	4	3.2	0	4-0-2	2.37	19	19.0	5		Pre-ASG	1-0-0	3.21	39	33.2	12	12-8-7	4.14	230	263.1	121	
Tampa Bay	1-0-0	2.84	6	6.1	2	3-0-1	3.56	29	30.1	12		Post-ASG	1-0-0	2.55	19	17.2	5	15-12-10	3.90	229	253.2	110	
Texas	0-0-0	18.00	3	2.0	4	1-1-0	6.95	15	22.0	17		Starter	—	—	—	—	—	—	—	—	—	—	
Toronto	—	—	—	—	—	1-0-0	3.18	4	5.2	2		Reliever	2-0-0	2.98	58	51.1	17	27-20-17	4.02	459	517.0	231	
Arizona	—	—	—	—	—	1-0-1	1.54	20	23.1	4													
Atlanta	0-0-0	0.00	3	2.1	0	0-0-0	2.63	12	13.2	4													
Chicago	—	—	—	—	—	1-1-0	5.73	11	11.0	7													
Cincinnati	—	—	—	—	—	0-0-1	3.86	11	14.0	6													
Colorado	0-0-0	0.00	1	0.2	0	0-1-0	7.71	3	2.1	2													
Florida	0-0-0	0.00	1	1.0	0	2-1-0	2.31	9	11.2	3													
Houston	—	—	—	—	—	0-0-1	3.38	12	13.1	5													
Los Angeles	—	—	—	—	—	1-1-2	2.83	27	35.0	11													
Milwaukee	—	—	—	—	—	1-0-1	2.51	12	14.1	4													
New York	0-0-0	0.00	1	0.2	0	0-0-0	11.74	8	7.2	10													
Philadelphia	0-0-0	27.00	1	0.2	2	0-0-1	6.43	8	7.0	5													
Pittsburgh	—	—	—	—	—	0-0-0	7.15	10	11.1	9													
St. Louis	—	—	—	—	—	0-1-0	13.11	10	11.2	17													
San Diego	—	—	—	—	—	3-3-3	5.47	26	26.1	16													
San Francisco	—	—	—	—	—	0-2-0	4.82	28	28.0	15													
Washington	0-0-0	0.00	1	1.2	0	2-0-0	2.18	15	20.2	5													

CAREER PITCHING AT MAJOR LEAGUE PARKS

AL	W-L-S	ERA	G	IP	ER	NL	W-L-S	ERA	G	IP	ER
Amerquest Field	0-1-0	7.62	9	13.0	11	AT&T Park	0-2-0	6.75	9	8.0	6
Angel Stadium	0-0-2	4.15	9	8.2	4	Busch Stadium	0-0-0	16.88	3	2.2	5
Camden Yards	0-1-0	3.65	13	12.1	5	Chase Field	0-0-0	1.04	8	8.2	1
Comerica Park	1-0-1	4.32	6	8.1	4	Cinergy Field	0-0-0	0.00	3	2.2	0
Fenway Park	1-1-0	2.31	12	11.2	3	Coors Field	8-3-6	4.86	100	111.0	60
Jacobs Field	4-1-0	4.38	33	49.1	24	County Stadium	0-0-0	1.69	3	5.1	1
Kauffman Stadium	0-0-0	0.00	6	7.0	0	Dodger Stadium	0-0-0	2.30	14	15.2	4
McAfee Coliseum	0-1-0	4.70	8	7.2	4	Dolphin Stadium	0-2-0	4.08	15	17.2	8
Metrodome	0-1-0	7.20	4	5.0	4	Great American Ballpark	0-0-1	5.40	2	1.2	1
Rogers Centre	6-2-4	2.62	100	103.0	30	H. Bithorn Stadium, P.R.	0-0-0	9.00	2	2.0	2
Safeco Field	2-0-0	1.35	6	6.2	1	Miller Park	0-0-1	7.36	4	3.2	3
Tropicana Field	1-0-0	1.86	10	9.2	2	Minute Maid Park	0-0-0	3.38	7	8.0	3
U.S. Cellular Field	0-2-0	3.27	9	11.0	4	Olympic Stadium	1-0-0	0.00	4	6.2	0
Yankee Stadium	0-0-0	3.48	9	10.1	4	Petco Park	0-1-0	18.00	1	1.0	2
						PNC Park	0-0-0	12.27	4	3.2	5
						Qualcomm Stadium	1-1-2	3.94	14	16.0	7
						RFK Stadium	1-0-0	3.38	2	2.2	1
						Shea Stadium	0-0-0	0.00	3	3.0	0
						3Com Park	0-0-0	0.00	1	1.1	0
						Turner Field	0-0-0	6.85	17	23.2	18
						Veterans Stadium	0-0-0	5.40	2	1.2	1
						Wrigley Field	1-1-0	4.05	7	6.2	3

MAJOR LEAGUE HITTING TOTALS

AVG	AB	H	HR	RBI
.176	17	3	0	0

CAREER FIELDING

POS	PCT	G	PO	A	E	TC	DP
P	.948	459	17	38	3	58	2

SPEIER'S BESTS

Season	Game
Wins 5 — 2002 & 2000	SO 7 — at Det., 6-18-00
ERA 2.57 — 2005	IP 4.2 — at Tex., 5-17-01
IP 73.1 — 2003	Win Streak 5 — May 21-Sept. 15, 2002
SO 69 — 2000	
SV 9 — 2003	



2007 ANGELS



JERED WEAVER

OPENING DAY AGE: 24

BIRTHPLACE: Northridge, CA

ACQUIRED: Selected in 1st round (12th overall) of 2004 free agent draft

SIGNED THRU: 2007

BORN: Oct. 4, 1982

RESIDES: Simi Valley, CA

M.L. SERVICE: 129 days

RHP

BATS: Right

THROWS: Right

HT.: 6-7

WT.: 205

36

2006 SEASON:

■ Began second professional season at triple-A **Salt Lake**...Finished season with 6-1 record, two complete game shutouts and a 1.99 ERA (77 IP - 17 ER) in 12 games (11 starts)...Allowed 63 hits (7 HRs), walked 10 and struck out 93 batters...Named Organization Pitcher of the Month for May, posting 2-0 record and 0.32 ERA (28 IP - 1 ER) in four starts...Was 3-0 with a 1.29 ERA (35 IP - 5 ER) in five starts at home...Did not walk more than three batters in a start...Struck out 10-or-more batters three times, including professional best 14, June 23 vs. Sacramento...Posted consecutive scoreless innings streak of 27.1, May 6-22, tying franchise record set by Kevin Gregg (now held by Joe Saunders)...Lone relief appearance came April 29 at Tacoma (first of career)...Had contract purchased by Angels, May 26, and was optioned, June 17...Was recalled from triple-A Salt Lake, June 30...Was 11-2 with a 2.56 ERA (123 IP - 35 ER) in 19 starts with **Angels** overall...Among AL rookie leaders, ranked third in ERA, third in wins, tied for fourth in starts, fourth in innings pitched, third in strikeouts and third in average against (.209)...Opened major league career with 9-0 record, tying AL rookie record as starting pitcher to open career (Whitey Ford of Yankees in 1950)...Marked only third pitcher in last 100 years to go undefeated in first 12 starts in majors while winning at least nine of those games; Ford (1950) and Livan Hernandez (1997) were both 9-0 at that juncture of their careers...No pitcher has posted better mark in first 12 big-league starts since Hooks Wiltse, who won each of his first 12 for the 1904 Giants...Previous pitcher to win first nine career decisions as starter was Livan Hernandez of Florida in 1997...Only four other pitchers in MLB history began career 9-0 as starter: Hernandez with Florida in 1997 (9-0), Kirk Rueter with Montreal in 1993-94 (10-0), Ford with Yankees in 1950 (9-0) and Wiltse with NY Giants in 1904 (12-0)...Nine-game win streak equaled longest in major leagues this season (four other players)...Won first seven major league starts, becoming first Angel to do so in club history (Bo Belinsky - 5, April 18-May 11, 1962)...Was first pitcher in major leagues to win first seven starts of career since Fernando Valenzuela of the Dodgers in 1981 (first eight starts) and first in AL since adoption of designated hitter in 1973 (Baltimore's Ben McDonald won first five starts in 1990)...Defeated Erik Bedard and Baltimore, 10-1, May 27 at Angel Stadium...Start marked major league debut and first ML win...Limited Orioles to three hits in seven innings pitched...Just one baserunner reached third base...Threw 97 pitches, 64 strikes...Including final three-plus starts with triple-A Salt Lake, posted 40.1 consecutive scoreless innings pitched, May 6-June 2...Missed scheduled start, July 17 vs. Cleveland, due to tendinitis right biceps...Was 5-1 with a 2.06 ERA in eight starts at home and 6-1 with a 2.93 ERA in 11 starts on road...Pitched into seventh inning-or-later in 12 starts and limited opponents to three earned runs-or-less in 15 of 19 starts...Walked more than three batters in a game once (July 23 at KC - 4) and struck out career-high nine batters, July 3 at Seattle (7 IP) and Sept. 15 at Texas (7 IP)...Allowed four home runs, Aug. 29 at Seattle, equaling most by an Angel this season.

CAREER HIGHLIGHTS:

■ Jered and Jeff Weaver were the third pair of brothers to appear with the Angels (Bengie & Jose Molina, Stu & Stan Cliburn) and the 17th set of brothers (since 1900) to be on the same pitching staff...Notables on the list include: Christy & Henry Mathewson (NY Giants, 1906 - 07), Dizzy & Paul Dean (St. Louis, 1934 - 37), Phil & Joe Niekro (Atlanta 1973 - 72, N.Y. Yankees, 1985), Jim & Gaylord Perry (Cleveland, 1974 - 75), Paul & Rick Reuschel (Chicago Cubs, 1975 - 78), Mickey & Rick Mahler (Atlanta 1979), Ramon & Pedro Martinez (L.A. Dodgers, 1992 - 93), Andy & Alan Benes (St. Louis, 1996 - 97, 2000 - 01)...In 2005, was named California League Pitcher of the Month for July (4-0, 1.52 ERA) and Pitcher of the Week honors for July 11-17 & July 18-24...Named to Regional Olympic Qualifying Team roster...Played for Scottsdale Scorpions in Arizona Fall League (1-3, 5.47 ERA, 7 GS).

MINOR LEAGUE SUMMARY:

■ In 2005, was 3-3 with a 3.98 ERA (43 IP - 19 ER) in eight starts at double-A **Arkansas** and 4-1 with a 3.82 ERA (33 IP - 14 ER) in seven starts at single-A **Rancho Cucamonga** in 2005...Named California League Pitcher of the Month for July (4-0, 1.52 ERA) and Pitcher of the Week honors for July 11-17 & July 18-24...Played for Scottsdale Scorpions in Arizona Fall League (1-3, 5.47 ERA, 7 GS)...Selected by Angels in first-round (12th pick overall) of 2004 Free Agent Amateur Draft...Signed with Angels, May 30, 2005.



2007 ANGELS

PERSONAL/MISC:

- Jered David Weaver...Attended Simi Valley (CA) HS and Long Beach (CA) State Univ....Originally signed by Angels' scout Bobby DeJardin.
- His 9-0 start was ranked as one of the "Top 10 Moments of 2006" by the LA Sports Council.
- He appears on the cover of the Sony PlayStation game "MVP 07 NCAA Baseball".
- Named to 2005 Regional Olympic Qualifying Team roster.
- Finished college career with 37-9 record and 2.43 ERA (100 ER - 370 IP) in three seasons at Long Beach State University (CA)...Allowed 248 hits and 73 walks while posting school-record 431 career strikeouts...Is career leader for Big West Conference and 49ers in victories and is two-time first team All-American and co-Big West Player of the Year (along with teammate Abe Alvarez in 2003 and Cal State Fullerton's Jason Windsor in 2004)...In junior season, struck out 213 batters, setting new conference and school records for single season strikeouts (No. 6 in NCAA)...Posted 14 games with 10 strikeouts-or-more...Limited opponents to .162 batting average, led the nation in wins and strikeouts and ranked third in ERA...Led Long Beach State (40-21) to NCAA Division I Super Regional finish in 2004...Won record six Louisville Slugger/Collegiate Baseball Player of the Week Awards and 13 Conference Pitcher of the Week honors, also won eight National Player of the Year Awards (Golden Spikes Award, Dick Howser Award, Roger Clemens Award, Baseball America and Collegiate Baseball Player of the Year, NCBWA, ABCA and Collegebaseballinsider.com) in 2004.
- Lettered three years in baseball and two in basketball at Simi Valley High (CA)...Earned All-CIF, All-League and first team All-L.A. Times honors in baseball...Brother, Jeff, (who pitched for the Angels in part of 2006) is pitcher with Seattle Mariners while cousin Jed plays football for Detroit Lions and cousin Dan played football at Oregon (2000-03).

WEAVER'S LIFETIME PITCHING RECORD

Year	Club	W-L	ERA	G	GS	CG	GF	SHO	SV	IP	H	R	ER	HR	HB	BB	IBB	SO	WP	BK	BA
2005	R. Cucamonga	4-1	3.82	7	7	0	0	0	0	33	25	18	14	3	1	7	0	49	1	0	.205
	Arkansas	3-3	3.98	8	8	0	0	0	0	43	43	22	19	5	0	19	0	46	1	0	.250
2006	Salt Lake	6-1	1.99	12	11	2	0	2	0	77	63	19	17	7	2	10	9	93	0	0	.226
	LAA	11-2	2.56	19	19	0	0	0	0	123	94	36	35	15	3	33	1	105	2	0	.209

2006

CAREER

2006

CAREER

	2006					CAREER						2006					CAREER								
	W-L	S	ERA	G	IP	W-L	S	ERA	G	IP		ER	W-L	S	ERA	G	IP	ER	W-L	S	ERA	G	IP	ER	
Angels												March													
Baltimore	2-0-0	0.00	2	14.0	0	2-0-0	0.00	2	14.0	0	April														
Boston	0-1-0	2.84	2	12.2	4	0-1-0	2.84	2	12.2	4	May	1-0-0	0.00	1	7.0	0	1-0-0	0.00	1	7.0	0				
Chicago											June	3-0-0	1.86	3	19.1	4	3-0-0	1.86	3	19.1	4				
Cleveland	1-0-0	4.50	2	12.0	6	1-0-0	4.50	2	12.0	6	July	3-0-0	1.65	4	27.1	5	3-0-0	1.65	4	27.1	5				
Detroit											Aug.	2-2-0	3.57	6	35.1	14	2-2-0	3.57	6	35.1	14				
Kansas City	2-0-0	0.66	2	13.2	1	2-0-0	0.66	2	13.2	1	Sept.	2-0-0	3.18	5	34.0	12	2-0-0	3.18	5	34.0	12				
Minnesota											Oct.														
New York	1-0-0	1.50	1	6.0	1	1-0-0	1.50	1	6.0	1	Home	5-1-0	2.06	8	52.1	12	5-1-0	2.06	8	52.1	12				
Oakland	1-0-0	2.45	2	14.2	4	1-0-0	2.45	2	14.2	4	Road	6-1-0	2.93	11	70.2	23	6-1-0	2.93	11	70.2	23				
Seattle	2-1-0	2.89	3	18.2	6	2-1-0	2.89	3	18.2	6	Pre-ASG	6-0-0	1.12	6	40.1	5	6-0-0	1.12	6	40.1	5				
Tampa Bay	1-0-0	3.00	1	6.0	2	1-0-0	3.00	1	6.0	2	Post-ASG	5-2-0	3.27	13	82.2	30	5-2-0	3.27	13	82.2	30				
Texas	0-0-0	3.66	3	19.2	8	0-0-0	3.66	3	19.2	8	Starter	11-2-0	2.56	19	123.0	35	11-2-0	2.56	19	123.0	35				
Toronto	1-0-0	4.76	1	5.2	3	1-0-0	4.76	1	5.2	3	Reliever														
Arizona																									
Atlanta																									
Chicago																									
Cincinnati																									
Colorado																									
Florida																									
Houston																									
Los Angeles																									
Milwaukee																									
New York																									
Philadelphia																									
Pittsburgh																									
St. Louis																									
San Diego																									
San Francisco																									
Washington																									

CAREER PITCHING AT MAJOR LEAGUE PARKS

AL	W-L	S	ERA	G	IP	ER	NL	W-L	S	ERA	G	IP	ER
Angel Stadium	5-1-0	2.06	8	52.1	12		McAfee Coliseum	1-0-0	2.45	2	14.2	4	
Ameriquest Field	0-0-0	0.00	1	7.0	0		Safeco Field	1-1-0	4.63	2	11.2	6	
Fenway Park	0-0-0	4.05	1	6.2	3		Tropicana Field	1-0-0	3.00	1	6.0	2	
Jacobs Field	1-0-0	4.50	2	12.0	6		Yankee Stadium	1-0-0	1.50	1	6.0	1	
Kauffman Stadium	1-0-0	1.35	1	6.2	1								

CAREER FIELDING

POS	PCT	G	PO	A	E	TC	DP
P	.889	19	7	9	2	18	0



2007 ANGELS

WEAVER'S BESTS

Season	Game
Wins 11 — 2006	SO 9 — at Tex., 9-15-06 & at Sea., 7-3-06
ERA 2.56 — 2005	IP 7.2 — at Oak., 9-22-06
IP 123 — 2006	Win Streak 9 — May 27-Aug. 18, 2006
SO 105 — 2006	



REGGIE WILLITS

OPENING DAY AGE: 25 **BORN:** May 30, 1981
BIRTHPLACE: Chickasha, OK **RESIDES:** Ft. Cobb, OK
MARRIED: Amber Klugh, July 15, 2002
CHILDREN: Jaxon
ACQUIRED: Selected in 7th round of 2003 free agent draft
SIGNED THRU: 2007 **M.L. SERVICE:** 72 days

OF

BATS: Switch

THROWS: Right

HT.: 5-11

WT.: 185

77

WILLITS

2006 SEASON:

■ One of eight rookies to make ML debut with **Angels** in 2006 and appeared in three separate stints with Angels... Made 11 starts with Angels (all in CF) and hit safely in eight of 11 starts... Scored winning runs in Angels' two walk-off wins in span of five games (8/25 vs. NYY & 8/20 vs. Sea.)... Originally recalled from **Salt Lake** April 22... Made Major League debut April 26 vs. Detroit as pinch-runner... Made first Major League start, July 22 at Kansas City, collecting first two hits of career, including GW RBI in 10th inning for first RBI... Spent majority of 2006 campaign at triple-A Salt Lake... Overall, switch-hitter batted .326 (115/353) with 85 runs, three home runs, 39 RBI and 31 SBs in 97 games with Bees... Led Bees with 85 runs scored and 77 walks... .327 average ranked fourth in PCL and .448 on-base percentage was second... Named to Pacific Coast League Post-Season All-Star team.

MINOR LEAGUE SUMMARY:

- In **2005**, spent first campaign at double-A **Arkansas** batted a club-high .304 (eighth in the league) and tied for fourth in the league with 40 stolen bases... Marked second straight season with 40 plus SBs... Batted .384 (33/86) in April and earned Texas League Player of Week honors (April 7-17) after posting seven multi-hit games (with two 4-hit efforts)... Registered 42 multi-hit games on season... Stole three bases in a game twice in a week's span (Aug. 8 at Midland and Aug. 15 vs. Midland)... Played all three outfield positions and was named a Texas League All-Star Game selection... Committed just four errors in 120 games in outfield.
- In **2004**, played at single-A **Rancho Cucamonga**... Among league leaders, was 5th in walks (73), 2nd in stolen bases (44), 4th in runs (99) and 3rd in games (135)... Struck out 112 times in 135 games.
- In **2003**, was tops on rookie-level **Provo** Angels in triples (4) and stolen bases (14)... Hit safely in 42 of 56 games with an at-bat.

PERSONAL/MISC:

- Reggie Gene Willits.
- Attended Fort Cobb-Broxton HS (OK) and Univ. of Oklahoma (Norman, OK).
- Originally signed by Angels' scout Kevin Ham.

WILLITS' LIFETIME PLAYING RECORD

Year	Club	AVG	G	AB	R	H	2B	3B	HR	RBI	SH	SF	HBP	BB	IBB	SO	SB	CS	GDP	SLG	OBP	E
2003	—Provo	.300	59	230	53	69	14	4	4	27	3	0	6	37	0	52	14	4	2	.448	.410	2
2004	—R. Cucamonga	.285	135	526	99	150	17	5	5	52	8	10	8	73	2	112	44	15	9	.365	.374	6
2005	—Arkansas	.304	123	487	75	148	23	6	2	46	4	8	8	54	0	78	40	14	5	.388	.377	4
2006	—Salt Lake	.326	98	353	85	115	18	4	3	38	4	1	2	77	0	50	31	15	5	.425	.448	5
	LAA	.267	28	45	12	12	1	0	0	2	2	0	0	11	0	10	4	3	0	.289	.411	1



2007 ANGELS

	2006					CAREER						2006					CAREER				
	AVG	AB	H	HR	RBI	AVG	AB	H	HR	RBI		AVG	AB	H	HR	RBI	AVG	AB	H	HR	RBI
Angels	—	—	—	—	—	—	—	—	—	—	March	—	—	—	—	—	—	—	—	—	—
Baltimore	.500	6	3	0	1	.500	6	3	0	1	April	.000	0	0	0	.000	0	0	0	0	.000
Boston	.000	1	0	0	0	.000	1	0	0	0	May	—	—	—	—	—	—	—	—	—	—
Chicago	.000	1	0	0	0	.000	1	0	0	0	June	—	—	—	—	—	—	—	—	—	—
Cleveland	—	—	—	—	—	—	—	—	—	—	July	.300	10	3	0	.300	10	3	0	1	.300
Detroit	.000	3	0	0	0	.000	3	0	0	0	Aug.	.133	15	2	0	.133	15	2	0	0	.133
Kansas City	.500	4	2	0	1	.500	4	2	0	1	Sept.	.353	17	6	0	.353	17	6	0	1	.353
Minnesota	—	—	—	—	—	—	—	—	—	—	Oct.	.333	3	1	0	.333	3	1	0	0	.333
New York	.000	4	0	0	0	.000	4	0	0	0	Home	.333	24	8	0	.333	24	8	0	1	.333
Oakland	.333	6	2	0	0	.333	6	2	0	0	Road	.190	21	4	0	.190	21	4	0	1	.190
Seattle	.125	8	1	0	0	.125	8	1	0	0	Vs. LHP	.083	12	1	0	.083	12	1	0	0	.083
Tampa Bay	.200	5	1	0	0	.200	5	1	0	0	Vs. RHP	.333	33	11	0	.333	33	11	0	2	.333
Texas	.429	7	3	0	0	.429	7	3	0	0	Pre-ASG	.000	0	0	0	.000	0	0	0	0	.000
Toronto	.000	0	0	0	0	.000	0	0	0	0	Post-ASG	.267	45	12	0	.267	45	12	0	2	.267
Arizona	—	—	—	—	—	—	—	—	—	—	RISP	.182	11	2	0	.182	11	2	0	2	.182
Atlanta	—	—	—	—	—	—	—	—	—	—	Bases Loaded	.000	1	0	0	.000	1	0	0	0	.000
Chicago	—	—	—	—	—	—	—	—	—	—	Pinch-hitting	.000	2	0	0	.000	2	0	0	0	.000
Cincinnati	—	—	—	—	—	—	—	—	—	—	DH	.000	1	0	0	.000	1	0	0	0	.000
Colorado	—	—	—	—	—	—	—	—	—	—											
Florida	—	—	—	—	—	—	—	—	—	—											
Houston	—	—	—	—	—	—	—	—	—	—											
Los Angeles	—	—	—	—	—	—	—	—	—	—											
Milwaukee	—	—	—	—	—	—	—	—	—	—											
New York	—	—	—	—	—	—	—	—	—	—											
Philadelphia	—	—	—	—	—	—	—	—	—	—											
Pittsburgh	—	—	—	—	—	—	—	—	—	—											
St. Louis	—	—	—	—	—	—	—	—	—	—											
San Diego	—	—	—	—	—	—	—	—	—	—											
San Francisco	—	—	—	—	—	—	—	—	—	—											
Washington	—	—	—	—	—	—	—	—	—	—											

CAREER BATTING AT MAJOR LEAGUE PARKS

AL	AVG	AB	H	HR	RBI	NL	AVG	AB	H	HR	RBI
Ameritrust Field	.250	4	1	0	0						
Angel Stadium	.333	24	8	0	1						
Comerica Park	.000	3	0	0	0						
Fenway Park	.000	1	0	0	0						
Kauffman Stadium	.500	4	2	0	1						
Safeco Field	.000	0	0	0	0						
Tropicana Field	.200	5	1	0	0						
Yankee Stadium	.000	4	0	0	0						

CAREER FIELDING

POS	PCT	G	PO	A	E	TC	DP
OF	.974	20	36	1	1	38	0

WILLITS' BESTS

	Season	Game
AVG	.267 — 2006	H 2 — 3 times; last, 9-27-06 vs. Texas
H	12 — 2006	RBI 1 — 9-6-06 vs. Balt. & 7-22-06 vs. KC
RBI	2 — 2006	SB 1 — 4 times; last, 9-28-06 vs. Oakland
SB	4 — 2006	Hit Streak 3 — Sept. 28 - Oct. 1, 2006

2007 ANGELS



BOBBY WILSON

OPENING DAY AGE: 23
BIRTHPLACE: Dunedin, FL
BORN: April 8, 1983
RESIDES: Seminole, FL
ACQUIRED: Selected in 48th round of 2002 free agent draft
SIGNED THRU: 2007



BATS: Right **THROWS:** Right **HT.:** 6-0 **WT.:** 220

461

2006 SEASON:

- Spent campaign at **double-A Arkansas** and batted .286 (107/374) with 45 runs, 26 doubles, nine home runs and 53 RBI in 103 games (81 games as catcher)...Marked third time in four professional seasons he batted .280 or better... Best month came in May as he hit .342 (26/76)...Logged four hits April 14 at Wichita...Belted two home runs July 24 at Springfield...Totaled five RBI May 25 at Midland...Was a non-roster invitee to Angels' Major League camp...Named to the 2006 Arizona Fall League All -Prospects Team.

MINOR LEAGUE SUMMARY:

- In **2005**, enjoyed finest season as professional with **Rancho Cucamonga** setting career-bests in several offensive categories including average (.290), hits (135), doubles (32), home runs (14) and RBI (77)...His 14 home runs ranked third on the Quakes and his 77 RBI were tied for second best on the club...Committed 14 errors in 103 games behind the plate.
- In **2004**, spent campaign with single-A Cedar Rapids...Played at catcher (69), third base (12) and first base (8).
- In **2003**, named to Pioneer League Post-Season All-Star Team as honorable mention in first professional season with **Provo**...His 62 RBI led the Pioneer League as he helped guide Provo to the South Division title.

PERSONAL/MISC:

- Robert Louis Wilson.
- Attended Seminole HS (FL) and St. Petersburg (FL) Comm. College...Played at Seminole High School with current Angel Casey Kotchman...One of three current Angels on the 40-man roster (entering 2007) from Seminole H.S. (also Casey Kotchman and Greg Jones).
- Signed by Angels scout Tom Kotchman.

WILSON'S LIFETIME PLAYING RECORD

Year	Club	AVG	G	AB	R	H	2B	3B	HR	RBI	SH	SF	HBP	BB	IBB	SO	SB	CS	GDP	SLG	OBP	E
2003	—Provo	.284	57	236	36	67	12	0	6	★62	0	4	0	18	0	31	0	0	11	.411	.329	5
2004	—Cedar Rapids	.268	105	396	45	106	23	0	8	64	1	9	5	30	3	55	4	2	3	.386	.320	16
2005	—R. Cucamonga	.290	115	466	66	135	32	1	14	77	0	3	2	30	0	61	2	1	5	.453	.333	14
2006	—Arkansas	.286	103	374	45	107	26	0	9	53	4	2	5	33	0	47	1	6	7	.428	.350	9

★ led or tied for league lead



2007 NON-ROSTER PLAYERS



NICK ADENHART

OPENING DAY AGE: 20

BORN: Aug. 24, 1986

BIRTHPLACE: Silver Springs, MD

RESIDES: Algonquin, IL

ACQUIRED: Selected in 14th round of 2004 free agent draft

SIGNED THRU: 2007

RHP

BATS: Right

THROWS: Right

HT.: 6-3

WT.: 185

90

ADENHART'S LIFETIME PITCHING RECORD

Year	Club	W-L	ERA	G	GS	CG	GF	SHO	SV	IP	H	R	ER	HR	HB	BB	IBB	SO	WP	BK	BA
2005—Angels (ASL)		2-3	3.68	13	12	1	0	0	0	44	39	26	18	0	4	24	0	52	3	1	.245
	Orem	1-0	0.00	1	1	0	0	0	0	6	3	1	0	0	0	0	0	7	0	0	.143
2006—Cedar Rapids		10-2	1.95	16	16	1	0	0	0	106	84	33	23	2	3	26	0	99	17	1	.215
	R. Cucamonga	5-2	3.78	9	9	0	0	0	0	52.1	51	23	22	1	3	16	0	46	2	1	.258

- Nicholas James Adenhart...Attended Williamsport (MD) HS...Originally signed by Angels' scout Dan Radcliff.
- Named to Midwest League All-Star Team and post-season All-Star Team...Selected to MLB Futures Game Team (US squad)...Member of USA Baseball Olympic Qualifying Team...Led Angels' farm system with 15 wins in 2006...Ranked as Angels' #2 prospect by *Baseball America* for 2007.



RYAN ALDRIDGE

OPENING DAY AGE: 23

BORN: Sept. 10, 1983

BIRTHPLACE: Jesup, GA

RESIDES: Screven, GA

ACQUIRED: Selected in 17th round of 2004 free agent draft

SIGNED THRU: 2007

RHP

BATS: Right

THROWS: Right

HT.: 6-2

WT.: 210

70

ALDRIDGE'S LIFETIME PITCHING RECORD

Year	Club	W-L	ERA	G	GS	CG	GF	SHO	SV	IP	H	R	ER	HR	HB	BB	IBB	SO	WP	BK	BA
2004—Angels (ASL)		0-3	6.25	13	5	0	1	0	1	40.1	41	30	28	2	6	28	0	43	5	0	.258
2005—Angels (ASL)		0-0	1.00	7	0	0	2	0	0	9	6	1	1	0	1	7	0	19	2	0	.194
	Orem	0-0	0.00	2	0	0	1	0	0	4	1	0	0	0	0	2	0	4	0	0	.083
2006—Cedar Rapids		2-3	2.37	50	0	0	41	0	24	57	34	17	15	4	4	21	0	81	7	0	.169
	R. Cucamonga	0-0	9.00	5	0	0	3	0	1	4	5	4	4	0	1	6	0	6	1	0	.333

- Richard Ryan Aldridge...Attended Wayne County HS (Jesup, GA) and Middle Georgia College (Cochran, GA)...Originally signed by Angels' scout Chris McAlpin.
- Led Angels' farm system with 25 saves in 2006.

2007 NON-ROSTER PLAYERS



CHRIS BOOTCHECK

OPENING DAY AGE: 28

BORN: Oct. 24, 1978

BIRTHPLACE: La Porte, IN

RESIDES: Phoenix, AZ

MARRIED: Jina Mitchell, Nov. 30, 2002

ACQUIRED: Selected in 1st round (20th pick) of 2000 free agent draft

SIGNED THRU: 2007

M.L. SERVICE: 115 days

RHP

BATS: Right

THROWS: Right

HT.: 6-5

WT.: 200

49

BOOTCHECK'S LIFETIME PITCHING RECORD

Year	Club	W-L	ERA	G	GS	CG	GF	SHO	SV	IP	H	R	ER	HR	HB	BB	IBB	SO	WP	BK	BA
2001	R. Cucamonga	8-4	3.93	15	14	1	0	0	0	87	84	45	38	11	0	23	0	86	4	0	.251
	Arkansas	3-3	5.45	6	6	1	0	0	0	36.1	39	25	22	3	3	11	0	22	1	1	.265
2002	Arkansas	8-7	4.81	19	19	3	0	0	0	116	130	68	62	11	6	35	0	90	4	0	.277
	Salt Lake	4-3	3.88	9	9	1	0	1	0	58	64	29	25	5	2	16	0	38	1	0	.283
2003	Salt Lake	8-9	4.25	28	26	3	0	0	0	171.1	194	103	81	19	7	43	1	82	1	0	.290
	Anaheim	0-1	9.58	4	1	0	2	0	0	10.1	16	13	11	5	0	6	0	7	0	0	.340
2004	Salt Lake	11-9	5.12	28	28	3	0	1	0	163.1	202	109	93	22	6	60	2	105	7	0	.306
2005	Salt Lake	7-4	5.42	21	21	0	0	0	0	116.1	144	75	70	13	1	50	0	90	4	0	.312
	LAA	0-1	3.38	5	2	0	1	0	1	18.2	19	7	7	1	0	4	1	8	1	0	.257
2006	Salt Lake	4-3	6.72	40	5	0	14	0	1	65.2	84	56	49	10	6	34	0	43	5	0	.316
	LAA	0-1	10.45	7	0	0	5	0	0	10.1	16	12	12	3	0	9	0	7	1	0	.364
Major Totals		0-3	5.59	16	3	0	8	0	1	39.1	51	32	30	9	0	19	1	22	2	0	.309

■ Christopher Brandon Bootcheck...Attended La Porte HS (IN) and Auburn University (AL)...Originally signed by Angels' scout Jeff Crane.

■ Made major league debut as starter, Sept. 5, 2003 at Oakland, dropping 8-2 decision (3.1 IP, 7 H, 8 R, 8 ER, 3 HR, 3BB, 2 SO).



TM

NON-ROSTER



2007 NON-ROSTER PLAYERS



BRENTON DEL CHIARO

OPENING DAY AGE: 27
 BIRTHPLACE: Berkeley, CA
 BORN: July 26, 1979
 RESIDES: Oakley, CA
 ACQUIRED: Selected in 41st round of 2001 free agent draft
 SIGNED THRU: 2007

C BATS: Right THROWS: Right HT.: 6-3 WT.: 240 **86**

DEL CHIARO'S LIFETIME PLAYING RECORD

Year	Club	AVG	G	AB	R	H	2B	3B	HR	RBI	SH	SF	HBP	BB	IBB	SO	SB	CS	GDP	SLG	OBP	E
2001	—Provo	.158	22	57	2	9	1	0	0	5	1	2	0	7	0	20	1	0	0	.175	.242	2
	Angels (ASL)	.259	20	58	9	15	1	1	1	4	0	0	3	7	0	18	0	0	0	.362	.368	3
2002	—Cedar Rapids	.213	37	94	12	20	1	0	0	9	2	1	1	10	0	38	0	0	2	.223	.292	3
	Arkansas	.000	3	8	0	0	0	0	0	0	0	0	0	0	0	3	0	0	1	.000	.000	0
2003	—Arkansas	.162	46	154	18	25	11	2	1	10	3	1	3	9	0	56	0	0	4	.279	.222	4
	R. Cucamonga	.227	7	22	2	5	0	0	0	3	0	0	2	3	0	9	0	0	0	.227	.370	1
2004	—Arkansas	.228	38	114	14	26	3	0	4	14	3	1	3	7	1	52	1	0	0	.360	.288	3
	Salt Lake	.000	3	6	1	0	0	0	0	0	0	0	0	2	0	0	0	0	1	.000	.250	0
2005	—Arkansas	.162	49	117	13	19	7	1	4	16	4	3	2	10	0	50	0	0	2	.342	.235	1
	Salt Lake	.333	2	3	1	1	0	0	1	1	0	0	0	0	0	2	0	0	0	1.333	.333	0
2006	—Arkansas	.161	54	180	16	29	3	0	5	18	5	0	3	11	0	75	1	0	2	.261	.222	2

DEL CHIARO'S LIFETIME PITCHING RECORD

Year	Club	W-L	ERA	G	GS	CG	GF	SHO	SV	IP	H	R	ER	HR	HB	BB	IBB	SO	WP	BK	BA
2002	—Cedar Rapids	0-0	0.00	1	0	0	1	0	0	1	0	0	0	0	0	0	0	0	0	0	.000
2003	—Arkansas	0-0	0.00	1	0	0	1	0	0	1	0	0	0	0	0	0	0	1	0	0	.000
2004	—Arkansas	0-0	0.00	2	0	0	2	0	0	0.2	1	0	0	0	0	0	0	0	0	0	.333

■ Brenton Michael Del Chiaro ("del-KEY-ah-row")...Attended De La Salle HS (Concord, CA) and Univ. of Kansas (Lawrence, KS)...Originally signed by Angels' scout Dan Lynch.



TIM DUFF

OPENING DAY AGE: 25
 BIRTHPLACE: Coatsville, CA
 BORN: June 26, 1981
 RESIDES: Scottsdale, AZ
 MARRIED: Laura Frank, Oct. 1, 2005
 ACQUIRED: Signed as free agent, May 15, 2004
 SIGNED THRU: 2007

C BATS: Right THROWS: Right HT.: 6-2 WT.: 210 **56**

DUFF'S LIFETIME PLAYING RECORD

Year	Club	AVG	G	AB	R	H	2B	3B	HR	RBI	SH	SF	HBP	BB	IBB	SO	SB	CS	GDP	SLG	OBP	E
2004	—Provo	.298	43	151	31	45	11	0	2	24	0	2	2	28	0	37	1	0	8	.411	.410	6
2005	—R. Cucamonga	.190	22	63	10	12	3	0	2	4	1	0	2	10	0	14	0	2	4	.333	.320	3
	Cedar Rapids	.170	13	47	3	8	0	0	0	0	0	0	0	5	0	15	1	0	3	.170	.250	2
	Arkansas	.222	7	18	1	4	1	0	0	1	0	0	0	0	0	4	0	0	0	.278	.222	0
2006	—R. Cucamonga	.267	36	116	12	31	5	0	1	10	1	1	4	11	0	31	0	2	2	.336	.348	1
	Arkansas	.111	8	27	1	3	1	0	0	1	0	0	0	1	0	9	0	0	0	.148	.143	1

■ Timothy Michael Duff...Attended Coatsville HS (PA) and Univ. of Tampa (FL)...Originally signed by Angels' scout Tom Kotchman.



2007 NON-ROSTER PLAYERS



MIKE EYLWARD

OPENING DAY AGE: 27 **BORN:** Sept. 28, 1979
BIRTHPLACE: Clearwater, FL **RESIDES:** Clearwater, FL
MARRIED: Kristin Garrison, June 21, 2004
CHILDREN: Aiden
ACQUIRED: Selected in 44th round of 2001 free agent draft
SIGNED THRU: 2007

INF

BATS: Right

THROWS: Right

HT.: 6-2

WT.: 210

53

EYLWARD'S LIFETIME PLAYING RECORD

Year	Club	AVG	G	AB	R	H	2B	3B	HR	RBI	SH	SF	HBP	BB	IBB	SO	SB	CS	GDP	SLG	OBP	E
2001	—Provo	.300	7	20	7	6	3	0	0	5	0	0	3	2	0	5	0	0	0	.450	.440	0
	—Cedar Rapids	.233	23	90	12	21	6	1	2	12	1	1	2	5	0	21	0	0	2	.389	.286	5
2002	—Cedar Rapids	.263	98	350	55	92	22	4	8	43	0	2	11	31	0	55	2	3	7	.417	.340	12
2003	—R. Cucamonga	.290	109	389	51	113	27	2	13	61	1	4	6	35	1	67	1	4	6	.470	.355	14
2004	—Arkansas	.260	115	392	36	102	15	0	6	58	6	4	11	35	1	77	3	1	9	.344	.335	11
2005	—Arkansas	.287	123	418	62	120	26	2	14	72	3	5	6	37	2	58	3	5	12	.459	.350	8
2006	—Arkansas	.365	26	104	16	38	12	1	5	25	2	1	1	7	1	13	2	2	3	.644	.407	0
	—Salt Lake	.314	109	405	57	127	22	0	8	63	1	3	9	43	2	60	1	6	12	.427	.389	11

- Thomas Michael Eylward Jr. (EL-word)...Attended Clearwater HS (FL) and Univ. of South Florida (Tampa, FL)... Originally signed by Angels' scout Tom Kotchman.
- Named Organization's Player of Month for April 2006 and August 2006...Led Angels organization with 88 RBI in 2006.



NICK GREEN

OPENING DAY AGE: 22 **BORN:** Aug. 20, 1984
BIRTHPLACE: East Point, GA **RESIDES:** Tifton, GA
ACQUIRED: Selected in 35th round of 2004 free agent draft
SIGNED THRU: 2007

RHP

BATS: Right

THROWS: Right

HT.: 6-4

WT.: 200

79

GREEN'S LIFETIME PITCHING RECORD

Year	Club	W-L	ERA	G	GS	CG	GF	SHO	SV	IP	H	R	ER	HR	HB	BB	IBB	SO	WP	BK	BA
2004	—Provo	4-3	4.03	17	10	0	4	0	0	51.1	56	28	23	4	3	20	0	44	5	1	.277
2005	—Cedar Rapids	3-3	3.58	26	8	1	4	0	2	100.2	95	47	40	11	0	14	0	74	5	0	.249
2006	—R. Cucamonga	5-3	4.15	11	11	1	0	0	0	65	77	31	30	9	2	19	0	57	2	0	.291
	—Arkansas	8-5	4.41	17	17	0	0	0	0	112.1	115	64	55	23	2	21	0	77	4	1	.268

- Nicholas Alvin Green...Attended Tift County HS (Tifton, GA) and Darton College (Albany, GA)...Originally signed by Angels' scout Chris McAlpin.



2007 NON-ROSTER PLAYERS



MARC GWYN

OPENING DAY AGE: 29
BIRTHPLACE: Tulsa, OK
MARRIED: Katherine Waite, Jan. 3, 2004
ACQUIRED: From Oakland in exchange for cash considerations, March 24, 2006
SIGNED THRU: 2007

BORN: Nov. 4, 1977
RESIDES: The Woodlands, TX

RHP

BATS: Right

THROWS: Right

HT.: 6-3

WT.: 215

59

GWYN'S LIFETIME PITCHING RECORD

Year	Club	W-L	ERA	G	GS	CG	GF	SHO	SV	IP	H	R	ER	HR	HB	BB	IBB	SO	WP	BK	BA
2000	Vancouver	2-1	2.86	12	2	0	5	0	1	28.1	29	16	9	0	4	2	0	31	3	1	.250
2001	Modesto	3-13★	4.63	28	25	0	1	0	0	140	137	85	72	9	9	59	3	101	6	0	.254
2002	Athletics (ASL)	1-3	2.81	5	5	0	0	0	0	16	19	8	5	1	0	0	0	23	0	0	.284
	Modesto	1-3	5.97	8	7	0	1	0	0	34.2	40	27	23	4	3	20	0	30	1	1	.292
2003	Modesto	1-1	3.18	32	1	0	21	0	7	51	46	20	18	2	3	24	4	61	3	0	.249
	Midland	1-1	5.00	9	0	0	0	0	0	9	9	5	5	1	0	2	0	12	0	0	.265
2004	Midland	3-4	2.94	44	0	0	27	0	13	67.1	59	25	22	3	5	19	0	72	2	1	.231
	Sacramento	0-1	6.35	12	0	0	4	0	0	17	20	16	12	1	2	8	0	19	1	0	.282
2005	Sacramento	2-2	5.66	34	0	0	11	0	3	41.1	41	28	26	1	10	37	0	37	7	0	.261
	Midland	0-1	2.86	19	0	0	3	0	0	28.1	24	9	9	1	4	17	0	21	4	0	.240
2006	Arkansas	0-0	0.00	1	0	0	1	0	1	1	1	0	0	0	0	0	0	1	0	0	.250
	Salt Lake	3-1	3.65	50	0	0	22	0	6	66.2	66	33	27	6	4	30	0	56	16	0	.257

★ led or tied for league lead

- Selected by Oakland A's in 7th round of 2000 draft; signed, July 6, 2000.
- Marcus Edwin Gwyn...Attended McCullough HS (The Woodlands, TX) and Rice University (Houston, TX)... Originally signed by Athletics' scout Steve Bowden.
- Named Organization's Pitcher of the Month for August 2006.

ANGELS



2007 NON-ROSTER PLAYERS



NATHAN HAYNES

OPENING DAY AGE: 27

BORN: Sept. 7, 1979

BIRTHPLACE: Oakland, CA

RESIDES: Hercules, CA

ACQUIRED: Signed as free agent, Oct. 7, 2006

SIGNED THRU: 2007



BATS: Left

THROWS: Left

HT.: 5-9

WT.: 170



HAYNES' LIFETIME PLAYING RECORD

Year	Club	AVG	G	AB	R	H	2B	3B	HR	RBI	SH	SF	HBP	BB	IBB	SO	SB	CS	GDP	SLG	OBP	E
1997	Athletics (ASL)	.278	17	54	8	15	1	0	0	6	1	0	2	7	0	9	5	1	3	.296	.381	1
	So. Oregon	.280	24	82	18	23	1	1	0	9	0	1	2	26	0	21	19	3	1	.317	.459	1
1998	Modesto	.252	125	507	89	128	13	7	1	41	6	2	4	54	2	139	42	18	10	.312	.328	14
1999	Visalia	.310	35	145	28	45	7	1	1	14	2	1	3	17	0	27	12	10	1	.393	.392	2
	Lk. Elsinore	.327	26	110	19	36	5	5	1	15	0	1	1	12	0	19	10	5	2	.491	.395	2
	Erie	.158	5	19	3	3	1	0	0	0	0	0	1	5	0	5	0	0	2	.211	.360	0
2000	Erie	.254	118	457	56	116	16	4	6	43	8	2	9	33	0	107	37	20	3	.346	.315	9
2001	Arkansas	.310	79	316	49	98	11	5	5	23	2	0	3	32	2	65	33	15	4	.424	.379	3
2002	R. Cucamonga	.280	11	50	6	14	0	0	0	2	0	0	1	4	0	8	6	2	0	.280	.345	1
	Salt Lake	.283	67	283	37	80	14	6	2	12	1	1	1	12	0	53	10	10	3	.396	.313	4
2003	Arkansas	.296	91	372	59	110	16	10	5	42	4	2	2	34	3	74	27	9	6	.433	.356	6
	Salt Lake	.217	28	120	16	26	3	3	1	7	0	1	2	9	1	20	6	0	2	.317	.280	4
2004	Fresno	.250	1	4	1	1	0	1	0	0	0	0	0	0	0	1	1	0	0	.750	.250	0
2005	Giants (ASL)	.250	7	16	4	4	1	2	0	1	0	0	0	3	0	3	3	0	0	.563	.368	2
2006	Gary (Ind.)	.263	31	114	24	30	4	1	5	17	0	0	1	9	0	22	8	1	2	.447	.323	-
	Arkansas	.280	52	207	38	58	14	3	2	19	3	1	1	22	1	49	18	10	5	.406	.351	4
	Salt Lake	.228	16	57	7	13	1	2	1	11	2	1	1	4	0	15	3	2	0	.368	.286	0

- Selected by Oakland A's in 1st round (32nd overall) of 1997 free agent draft; Signed, June 14, 1997; Traded by A's with OF Jeff DaVanon and RHP Elvin Nina to Angels for RHP Omar Olivares and INF Randy Velarde, July 29, 1999; Granted free agency, Oct. 15, 2003; Signed by San Francisco Giants, Nov. 24, 2003; Granted free agency, Oct. 15, 2005; Signed by Angels, June 22, 2006.
- Nathan Raymond Quinn Haynes...Attended Pinole Valley (CA) HS...Originally signed by Athletics' scout Will Shock.
- Named Texas League Player of the Week for July 17-23, 2006.

NON-ROSTER



2007 NON-ROSTER PLAYERS



MATT HENSLEY

OPENING DAY AGE: 28

BORN: Aug. 18, 1978

BIRTHPLACE: San Diego, CA

RESIDES: San Diego, CA

ACQUIRED: Selected in 10th round of 2000 free agent draft

SIGNED THRU: 2007

M. L. SERVICE: 1 year, 94 days

RHP

BATS: Right

THROWS: Right

HT.: 6-2

WT.: 220

52

HENSLEY'S LIFETIME PITCHING RECORD

Year	Club	W-L	ERA	G	GS	CG	GF	SHO	SV	IP	H	R	ER	HR	HB	BB	IBB	SO	WP	BK	BA
2000	Butte	1-2	2.57	8	5	0	0	0	0	28	29	21	8	0	2	10	0	22	3	3	.242
	Cedar Rapids	2-2	4.15	5	5	1	0	0	0	30.1	33	16	14	1	2	10	0	26	1	2	.287
	Lake Elsinore	0-0	0.00	1	0	0	0	0	0	1	1	0	0	0	0	0	0	2	0	0	.250
2001	Cedar Rapids	5-3	3.64	11	11	1	0	0	0	71.2	80	42	29	10	4	19	0	63	6	3	.270
	R. Cucamonga	2-7	5.93	14	12	0	0	0	0	68.1	85	57	45	4	8	24	0	58	4	1	.306
2002	R. Cucamonga	1-1	5.40	12	2	0	3	0	0	31.2	42	21	19	3	1	11	0	27	3	1	.318
	Salt Lake	7-5	4.97	19	18	1	1	0	0	117.2	132	76	65	16	8	39	0	106	5	2	.288
2003	Salt Lake	8-12	4.89	27	27	1	0	0	0	158.1	194	105	86	16	11	49	0	85	4	1	.303
2004	Anaheim	0-0	5.63	13	0	0	10	0	0	40.1	31	15	15	5	2	7	1	28	0	0	.294
	Salt Lake	1-3	2.93	30	0	0	23	0	5	43	29	16	14	6	2	12	0	49	0	0	.185
2005	Salt Lake									Injury—Did Not Play											
2006	Angels (ASL)	1-0	0.00	2	0	0	1	0	0	2	0	0	0	0	0	0	0	3	0	0	.000
	Salt Lake	2-1	5.40	20	0	0	5	0	2	33.1	41	24	20	3	2	11	0	27	3	1	.308

- Matthew Davis Hensley...Attended Patrick Henry HS (San Diego, CA) and Grossmont College (El Cajon, CA)...Originally signed by Angels scout Tim Kelly.



BEN JOHNSON

OPENING DAY AGE: 25

BORN: Oct. 17, 1981

BIRTHPLACE: Seattle, WA

RESIDES: Bellevue, WA

ACQUIRED: Selected in 23rd round of 2004 free agent draft

SIGNED THRU: 2007

C

BATS: Switch

THROWS: Right

HT.: 5-11

WT.: 205

55

JOHNSON'S LIFETIME PLAYING RECORD

Year	Club	AVG	G	AB	R	H	2B	3B	HR	RBI	SH	SF	HBP	BB	IBB	SO	SB	CS	GDP	SLG	OBP	E
2004	Provo	.265	44	166	27	44	7	1	6	34	2	0	8	12	1	30	2	2	2	.428	.344	5
2005	Cedar Rapids	.250	22	72	9	18	5	1	2	14	0	3	1	10	0	14	2	0	1	.431	.337	6
	R. Cucamonga	.271	78	277	38	75	19	2	11	36	0	3	10	22	0	58	1	1	3	.473	.343	3
2006	R. Cucamonga	.252	99	353	57	89	20	2	19	60	0	2	8	34	1	83	5	0	10	.482	.330	10

- Michael Benjamin Johnson...Attended Bellevue HS (WA) and Univ. of Washington (Seattle, WA)...Originally signed by Angels' scout Jack Uhey.

2007 NON-ROSTER PLAYERS



TOMMY MENDOZA

OPENING DAY AGE: 19 BORN: Aug. 18, 1987
 BIRTHPLACE: Hialeah, FL RESIDES: Hialeah, FL
 ACQUIRED: Selected in 5th round of 2005 free agent draft
 SIGNED THRU: 2007

RHP

BATS: Left

THROWS: Right

HT.: 6-2

WT.: 195

87

MENDOZA'S LIFETIME PITCHING RECORD

Year	Club	W-L	ERA	G	GS	CG	GF	SHO	SV	IP	H	R	ER	HR	HB	BB	IBB	SO	WP	BK	BA
2005	—Angels (ASL)	3-3	★1.55	13	4	0	2	0	0	52.1	42	14	9	1	1	13	0	56	2	0	.221
	R. Cucamonga	1-0	0.00	2	1	0	1	0	1	10	4	0	0	0	0	0	0	12	0	0	.121
2006	—Cedar Rapids	11-6	4.17	27	27	1	0	0	0	170.2	169	83	79	15	6	32	0	134	5	1	.261

★ led or tied for league lead

- Thomas Mendoza...Attended Monsignor Pace HS (Miami, FL)...Originally signed by Angels scout Mike Silvestri.
- Organization's Pitcher of Month for July 2006...Texas League Pitcher of the Week for June 26-July 2, 2006... Ranked as Angels' #10 prospect by *Baseball America* for 2007.



ROBERT MOSEBACH

OPENING DAY AGE: 22 BORN: Sept. 14, 1984
 BIRTHPLACE: West Palm Beach, FL RESIDES: West Palm Beach, FL
 ACQUIRED: Selected in 9th round of 2005 free agent draft
 SIGNED THRU: 2007

RHP

BATS: Right

THROWS: Right

HT.: 6-4

WT.: 195

76

MOSEBACH'S LIFETIME PITCHING RECORD

Year	Club	W-L	ERA	G	GS	CG	GF	SHO	SV	IP	H	R	ER	HR	HB	BB	IBB	SO	WP	BK	BA
2005	—Orem	3-3	4.57	15	13	0	1	0	0	65	69	36	33	6	8	18	0	52	7	3	.280
2006	—Cedar Rapids	10-6	3.04	24	24	★3	0	0	0	159.2	166	67	54	5	9	29	0	97	10	2	.273
	R. Cucamonga	1-1	6.35	4	4	0	0	0	0	22.2	23	17	16	1	4	8	0	15	1	0	.258

- Robert Johnathan Mosebach (MOZE-balk)...Attended John I. Leonard HS (W. Palm Beach, FL) and Hillsborough Comm. College (Tampa, FL)...Originally signed by Angels' scout Tom Kotchman.
- Named Midwest League Pitcher of Week, May 1-7, 2006.



2007 NON-ROSTER PLAYERS



KASEY OLENBERGER

OPENING DAY AGE: 29 BORN: March 18, 1978
 BIRTHPLACE: Santa Rosa, CA RESIDES: Cloverdale, CA
 MARRIED: Megan Wlodarczyk, Jan. 8, 2005
 ACQUIRED: Signed as free agent, Dec. 1, 2004
 SIGNED THRU: 2007

RHP

BATS: Right

THROWS: Right

HT.: 6-4

WT.: 235

74

OLENBERGER'S LIFETIME PITCHING RECORD

Year	Club	W-L	ERA	G	GS	CG	GF	SHO	SV	IP	H	R	ER	HR	HB	BB	IBB	SO	WP	BK	BA
2005	—Arkansas	9-7	3.71	32	17	0	4	0	0	123.2	135	64	51	14	5	37	0	69	6	1	.278
2006	—Salt Lake	7-5	5.10	25	22	0	1	0	0	121.2	131	79	69	16	7	48	0	72	6	2	.274

■ Kasey Garret Olenberger...Attended Piner HS (Santa Rosa, CA) and Long Beach State (CA)...Originally signed by Angels' scout Scott Richardson.

■ Named Pacific Coast League Pitcher of Week, May 8-14, 2006.

NON-ROSTER



AARON PEEL

OPENING DAY AGE: 24 BORN: Feb. 8, 1983
 BIRTHPLACE: Wellman, TX RESIDES: San Angelo, TX
 ACQUIRED: Selected in 11th round of 2002 free agent draft
 SIGNED THRU: 2007

OF

BATS: Right

THROWS: Right

HT.: 6-1

WT.: 190

43

PEEL'S LIFETIME PLAYING RECORD

Year	Club	AVG	G	AB	R	H	2B	3B	HR	RBI	SH	SF	HBP	BB	IBB	SO	SB	CS	GDP	SLG	OBP	E
2002	—Angels (ASL)	.252	43	147	13	37	10	1	0	15	1	4	0	9	1	35	4	2	2	.333	.288	3
2003	—Provo	.302	65	242	39	73	18	2	6	39	1	2	6	19	1	57	1	2	4	.467	.364	1
2004	—Cedar Rapids	.216	62	208	25	45	6	1	9	24	1	2	5	17	0	66	4	4	2	.385	.289	1
2005	—Cedar Rapids	.308	52	182	31	56	13	0	8	34	0	2	11	21	2	46	6	4	5	.511	.407	2
	R. Cucamonga	.311	51	222	46	69	12	4	11	35	0	2	9	15	0	57	1	2	1	.550	.375	3
2006	—Arkansas	.285	123	495	67	141	37	4	16	66	4	3	18	28	1	105	13	11	8	.473	.344	3

■ Aaron Isaac Bradley Peel...Attended Seminole HS (TX)...Originally signed by Angels' scout Kevin Ham.

■ Named Texas League's Player of Week, Aug. 7-13, 2006.



2007 NON-ROSTER PLAYERS



CURTIS PRIDE

OPENING DAY AGE: 38

BORN: Dec. 17, 1968

BIRTHPLACE: Washington, DC

RESIDES: West Palm Beach, FL

MARRIED: Lisa Matejck, Jan. 5, 1998

CHILDREN: Noelle Angel

ACQUIRED: Re-signed as free agent, Dec. 20, 2006

SIGNED THRU: 2007

M.L. SERVICE: 5 years, 134 days

OF

BATS: Left

THROWS: Right

HT.: 6-0

WT.: 210

18

PRIDE'S LIFETIME PLAYING RECORD

Year	Club	AVG	G	AB	R	H	2B	3B	HR	RBI	SH	SF	HBP	BB	IBB	SO	SB	CS	GDP	SLG	OBP	E
1986	Kingsport	.109	27	46	5	5	0	0	1	4	0	0	1	6	0	24	5	0	0	.174	.226	0
1987	Kingsport	.240	31	104	22	25	4	0	1	9	2	0	1	16	0	34	14	5	0	.308	.347	5
1988	Kingsport	.284	70	268	59	76	13	1	8	27	2	1	2	50	1	48	23	7	2	.429	.397	5
1989	Pittsfield	.259	55	212	35	55	7	3	6	23	2	1	2	25	1	47	9	2	1	.406	.342	4
1990	Columbia	.267	53	191	38	51	4	4	6	25	0	1	0	21	3	45	11	8	3	.424	.338	11
1991	St. Lucie	.260	116	392	57	102	21	7	9	37	3	0	2	43	4	94	24	5	8	.418	.336	4
1992	Binghamton	.227	118	388	54	88	15	3	10	42	0	1	4	47	1	110	14	11	5	.358	.316	8
1993	Harrisburg	.356	50	180	51	64	6	3	15	39	2	2	4	12	0	36	21	5	2	.672	.404	2
	Ottawa	.302	69	262	55	79	11	4	6	22	2	0	3	34	7	61	29	12	3	.443	.388	2
	Montreal	.444	10	9	3	4	1	1	1	5	0	0	0	0	3	1	0	0	0	1.111	.444	0
1994	W. Palm Beach	.750	3	8	5	6	1	0	1	3	0	0	0	4	0	2	2	0	0	1.250	.833	0
	Ottawa	.257	82	300	56	77	16	4	9	32	1	1	2	39	1	81	22	6	3	.427	.345	3
1995	Ottawa	.279	42	154	25	43	8	3	4	24	0	2	12	4	35	8	4	2	.448	.339	2	
	Montreal	.175	48	63	10	11	1	0	0	2	1	0	0	5	0	16	3	2	2	.190	.235	2
1996	Detroit	.300	95	267	52	80	17	5	10	31	3	0	0	31	1	63	11	6	2	.513	.372	3
	Toledo	.231	9	26	4	6	1	0	1	2	0	0	1	9	0	7	4	1	1	.385	.444	0
1997	Detroit	.210	79	162	21	34	4	4	2	19	2	1	1	24	1	45	6	4	4	.321	.314	1
	Pawtucket	.000	1	3	0	0	0	0	0	0	0	0	0	0	2	0	0	0	0	.000	.000	0
	Boston	.500	2	2	1	1	0	0	1	1	0	0	0	0	0	1	0	0	0	2.000	.500	—
1998	Atlanta	.252	70	107	19	27	6	1	3	9	1	1	3	9	0	29	4	0	2	.411	.325	0
	Richmond	.244	21	78	11	19	2	1	2	6	0	0	0	15	2	17	8	0	3	.372	.366	0
1999	Nashua (Ind.)	.063	14	32	0	2	0	0	0	2	0	1	0	7	0	11	0	0	3	.063	.225	—
2000	Norfolk	.290	15	31	9	9	2	2	1	4	0	0	1	11	0	7	3	2	0	.581	.488	1
	Pawtucket	.305	48	154	44	47	10	2	9	31	5	2	1	38	1	31	12	1	3	.571	.441	1
	Boston	.250	9	20	4	5	1	0	0	0	0	0	1	0	7	0	0	0	0	.300	.286	0
	Albuquerque	.293	38	133	30	39	7	3	6	17	2	1	0	20	3	37	7	5	2	.526	.383	3
2001	Ottawa	.333	22	81	14	27	4	1	5	15	0	0	2	12	2	26	6	1	2	.593	.432	1
	Montreal	.250	36	76	8	19	3	1	1	9	0	0	2	9	0	22	3	2	4	.355	.345	0
	Jupiter	.190	6	21	3	4	1	0	0	0	0	0	0	3	0	3	0	1	0	.238	.292	0
2002	Nashville	.296	110	385	71	114	22	1	10	46	6	1	7	33	2	75	22	8	7	.436	.362	6
2003	Nashua (Ind.)	.344	16	61	10	21	5	1	5	25	0	2	2	4	2	12	5	1	1	.705	.391	1
	Columbus	.289	55	225	44	65	11	4	7	34	1	0	4	20	4	48	7	7	7	.467	.357	1
	New York (AL)	.083	4	12	1	1	0	0	1	1	0	0	0	0	2	0	0	0	1	.333	.083	0
2004	Nashua (Ind.)	.446	17	65	12	29	9	0	1	12	0	1	0	10	1	5	4	0	1	.631	.513	1
	Salt Lake	.431	19	65	13	28	8	1	2	10	1	1	1	4	0	12	2	0	0	.677	.465	0
	Angels (ASL)	.214	4	14	1	3	1	0	0	3	0	0	0	1	1	6	1	0	0	.286	.250	0
	Anaheim	.250	35	40	5	10	3	0	0	3	1	0	1	0	0	11	1	0	1	.325	.268	0
2005	Salt Lake	.289	82	280	44	81	17	6	9	56	0	0	1	49	3	65	10	5	6	.489	.397	2
	LAA	.091	11	11	2	1	1	0	0	0	0	0	0	0	0	4	0	0	0	.182	.091	0
2006	Salt Lake	.311	87	273	54	85	18	0	8	44	1	2	1	54	3	75	21	6	10	.465	.424	3
	LAA	.222	22	27	6	6	2	0	1	2	0	0	0	6	0	8	0	0	0	1.407	.364	0
AL Totals		.255	257	541	92	138	28	9	15	57	6	1	2	62	2	141	18	10	9	.423	.333	4
NL Totals		.239	164	255	40	61	11	3	5	25	2	1	5	23	0	70	11	4	8	.365	.313	2
Major Totals		.250	421	796	132	199	39	12	20	82	8	2	7	85	2	211	29	14	17	.405	.327	6

CURTIS PRIDE - CONTINUED, NEXT PAGE



2007 NON-ROSTER PLAYERS

CURTIS PRIDE -- CONTINUED

- Selected by Mets in 10th round of June 1986 free agent draft...signed June 12, 1986...Granted free agency, Oct. 16, 1992...Signed by Expos, Dec. 8, 1992...Granted free agency, Oct. 16, 1995...Signed by Tigers, Jan. 24, 1996...Granted free agency, Aug. 21, 1997...Signed by Red Sox, Aug. 30, 1997...Granted free agency, Oct. 17, 1997...Signed by Braves, Feb. 6, 1998...Released Dec. 1, 1998...Signed by Royals, Feb. 24, 1999...Released March 4, 1999...Signed by ind. Nashua (Atlantic), Aug. 1999...Signed by Mets, Jan. 20, 2000...Traded to Red Sox for player to be named, April 26, 2000 (SS Gavin Jackson, July 9, 2000)...Granted free agency, July 8, 2000...Signed by Dodgers, July 18, 2000...Granted free agency, Oct. 15, 2000...Signed by Expos, Dec. 26, 2000...Granted free agency, Oct. 11, 2001...Signed by Pirates, March 5, 2002...Granted free agency, Oct. 15, 2002...Signed by Nashua, May 2003...Contract purchased by Yankees, May 23, 2003...Granted free agency, Oct. 14, 2003...Signed by Angels, May 28, 2004...Granted free agency, Oct. 14, 2004...Re-signed by Angels, Nov. 15, 2004...Granted free agency, Oct. 14, 2005. Re-signed by Angels, Dec. 29, 2005. Released, Oct. 25, 2006.
- Curtis John Pride...Attended John F. Kennedy HS (Silver Springs, MD) and William & Mary College (VA).
- Made major league debut, Sept. 14, 1993 with Montreal...Named to 1991 Florida State League All-Star Team... Selected to Appalachian League All-Star Team in 1988.
- Was born 95% deaf due to rubella infection suffered during mother's pregnancy...Is fifth deaf Major League player in history and first since 1945...Has created foundation "Together With Pride" (www.togetherwithpride.org)...Reads lips but does not use sign language.



SEAN RODRIGUEZ

OPENING DAY AGE: 21 BORN: April 26, 1985
 BIRTHPLACE: Miami, FL RESIDES: Miami, FL
 ACQUIRED: Selected in 3rd round of 2003 free agent draft
 SIGNED THRU: 2007

INF

BATS: Right

THROWS: Right

HT.: 6-0

WT.: 190

94

RODRIGUEZ' LIFETIME PLAYING RECORD

Year	Club	AVG	G	AB	R	H	2B	3B	HR	RBI	SH	SF	HBP	BB	IBB	SO	SB	CS	GDP	SLG	OBP	E
2003	—Angels (ASL)	.269	54	216	30	58	8	5	2	25	1	7	14	0	37	11	4	6	.380	.332	21	
2004	—Cedar Rapids	.250	57	196	35	49	8	4	4	17	2	1	7	18	0	54	14	4	2	.393	.333	7
	Provo	.338	64	225	64	76	14	4	10	55	0	1	15	51	0	62	9	3	2	.569	.486	27
2005	—Cedar Rapids	.250	124	448	86	112	29	3	14	45	9	2	9	78	0	85	27	11	8	.422	.371	22
2006	—R. Cucamonga	.301	116	455	78	137	29	5	24	77	3	6	12	47	0	124	15	3	9	.545	.377	29
	Arkansas	.354	18	65	16	23	5	0	5	9	1	0	2	11	0	18	0	3	1	.662	.462	6
	Salt Lake	.000	1	2	0	0	0	0	0	0	0	0	0	0	0	2	0	0	0	.000	.000	0

- Sean John Rodriguez...Attended G. Holmes Braddock HS (Miami, FL)...Originally signed by Angels' scout Mike Silvestri.
- Named Angels' Organization's Minor League Player of Year...Selected Organization's Pitcher of Month in July 2006 and California League Player of Week, June 12-18, 2006...Named to California League All-Star Game and Post-Season All-Star Team...Led Angels' organization with 29 home runs in 2006... Ranked as Angels' #8 prospect by *Baseball America* for 2007.

2007 NON-ROSTER PLAYERS



ALEX SERRANO

OPENING DAY AGE: 26 **BORN:** Feb. 18, 1981
BIRTHPLACE: Barcelona, Anzo., VZ **RESIDES:** Barcelona, Anzo., VZ
MARRIED: Nataly Martinez, Feb. 25, 1999
CHILDREN: Edgleer
ACQUIRED: Re-signed as free agent, Dec. 20, 2006
SIGNED THRU: 2007



BATS: Right

THROWS: Right

HT.: 6-1

WT.: 200



SERRANO'S LIFETIME PITCHING RECORD

Year	Club	W-L	ERA	G	GS	CG	GF	SHO	SV	IP	H	R	ER	HR	HB	BB	IBB	SO	WP	BK	BA
1998	—Montalban (VSL)	6-1	2.47	19	5	0	0	0	5	43.2	40	15	12	4	3	11	0	44	1	0	.245
1999	—Rockies (ASL)	3-2	1.20	18	0	0	13	0	5	30	21	10	4	1	1	14	0	23	5	0	.194
2000	—Rockies (ASL)	0-0	0.00	6	0	0	4	0	1	6.1	2	0	0	0	0	1	0	5	0	0	.091
2001	—Casper	2-0	0.00	12	0	0	10	0	6	18	10	0	0	0	1	1	0	23	1	0	.161
	—Asheville	0-0	0.66	14	0	0	9	0	0	13.2	13	4	1	0	2	5	1	13	0	1	.241
2002	—Asheville	5-5	4.96	48	0	0	28	0	8	61.2	81	37	34	7	8	14	3	61	3	0	.325
2003	—Visalia	4-5	3.09	49	0	0	20	0	4	75.2	74	34	26	4	6	13	3	71	1	0	.253
2004	—Tulsa	3-4	3.38	14	0	0	3	0	0	24	22	9	9	2	0	4	1	27	0	0	.244
2005	—Tulsa	1-0	0.63	11	0	0	8	0	4	14.1	10	1	1	1	0	1	0	5	0	0	.208
	—Colo. Springs	4-3	5.85	21	0	0	6	0	0	32.1	33	25	21	6	1	11	0	24	1	0	.256
	—Arkansas	1-3	1.73	24	0	0	22	0	11	26	24	9	5	1	1	6	0	18	0	1	.245
2006	—Salt Lake																				

Injury—Did Not Play

- Signed as non-drafted free agent by Rockies, March 16, 1998; Granted free agency, Oct. 15, 2004; Signed by Rockies, Dec. 15, 2004; Released by Rockies, July 9, 2005; Signed by Angels, July 9, 2005; Granted free agency, Oct. 15, 2005; Signed as free agent, Nov. 25, 2005; Granted free agency, Oct. 15, 2006.
- Alex Eleazar Serrano Hernandez...Attended Unidad Educativa Ciudad de Barcelona (VZ)...Originally signed by Rockies' scout Jorge de Posada.



TM

NON-ROSTER



2007 NON-ROSTER PLAYERS



CASEY SMITH

OPENING DAY AGE: 28 BORN: March 18, 1979
 BIRTHPLACE: Dothan, AL RESIDES: Dothan, AL
 MARRIED: Michelle Williams, Oct. 13, 2001
 CHILDREN: Cole, Chance
 ACQUIRED: Selected in 34th round of 2001 free agent draft
 SIGNED THRU: 2007

INF

BATS: Right

THROWS: Right

HT.: 6-2

WT.: 200

51

SMITH'S LIFETIME PLAYING RECORD

Year	Club	AVG	G	AB	R	H	2B	3B	HR	RBI	SH	SF	HBP	BB	IBB	SO	SB	CS	GDP	SLG	OBP	E
2001	—Provo	.321	62	249	60	80	11	1	1	34	9	3	3	37	1	40	6	4	0	.386	.411	20
2002	—R. Cucamonga	.248	112	408	40	101	9	4	2	35	7	1	5	30	0	56	9	8	6	.304	.306	22
2003	—R. Cucamonga	.285	37	130	12	37	2	0	3	15	4	0	3	10	0	11	1	2	2	.369	.350	6
	Arkansas	.284	82	324	46	92	10	2	4	32	11	3	4	19	0	44	5	7	5	.364	.329	16
2004	—Arkansas	.282	44	170	25	48	9	3	0	19	4	1	0	10	0	24	3	3	3	.371	.320	16
	Salt Lake	.273	69	256	32	70	9	2	2	27	4	1	1	18	0	37	8	2	4	.348	.322	10
2005	—Salt Lake	.221	83	272	37	60	6	2	0	18	2	2	3	24	1	40	6	3	3	.257	.289	13
2006	—Arkansas	.179	9	28	3	5	1	0	1	3	1	0	0	3	0	2	2	0	1	.321	.258	1
	Salt Lake	.280	110	397	62	111	27	4	4	55	8	4	4	21	1	57	4	8	6	.398	.319	15

■ Steven Casey Smith...Attended Cottonwood HS (AL) and Troy State Univ. (AL)...Originally signed by Angels' scout Jeff Crane.

■ Named Angels' Organization's Defensive Player of Month in Aug. 2006.



HAINLEY STATIA

OPENING DAY AGE: 21 BORN: Jan. 19, 1986
 BIRTHPLACE: Curacao, Neth. Antilles RESIDES: Curacao, Neth. Antilles
 ACQUIRED: Selected in 9th round of 2004 free agent draft
 SIGNED THRU: 2007

INF

BATS: Switch

THROWS: Right

HT.: 5-10

WT.: 160

95

STATIA'S LIFETIME PLAYING RECORD

Year	Club	AVG	G	AB	R	H	2B	3B	HR	RBI	SH	SF	HBP	BB	IBB	SO	SB	CS	GDP	SLG	OBP	E
2005	—R. Cucamonga	.245	23	106	12	26	2	0	1	8	0	0	1	5	0	13	6	3	2	.292	.286	2
	Orem	.300	68	277	44	83	17	6	2	41	5	0	3	23	0	40	12	10	8	.426	.360	15
2006	—Cedar Rapids	.297	111	417	68	124	31	1	1	38	8	0	3	52	2	54	23	15	7	.384	.379	16
	R. Cucamonga	.300	18	60	8	18	2	1	0	8	0	1	1	8	0	7	1	1	2	.367	.386	2

■ Hainley Charles Statia (HINE-lee STAY-sha)...Attended Trinity Christian Academy (Lake Worth, FL)...Originally signed by Angels' scout Mike Silvestri.

■ Selected to participate in 2006 Midwest League All-Star Game.

2007 NON-ROSTER PLAYERS



MATT WILHITE

OPENING DAY AGE: 25 BORN: July 3, 1981
 BIRTHPLACE: Franklin, KY RESIDES: Franklin, KY
 ACQUIRED: Signed as free agent, June 21, 2003
 SIGNED THRU: 2007

RHP

BATS: Right

THROWS: Right

HT.: 6-1

WT.: 185

73

WILHITE'S LIFETIME PITCHING RECORD

Year	Club	W-L	ERA	G	GS	CG	GF	SHO	SV	IP	H	R	ER	HR	HB	BB	IBB	SO	WP	BK	BA
2003	—Kenosha (Ind.)	0-1	3.18	3	0	0	0	0	0	5.2	9	3	2	0	0	1	0	4	1	0	.375
	Provo	2-0	2.63	12	0	0	6	0	4	27.1	23	11	8	1	0	5	0	17	0	0	.228
	Arkansas	0-2	8.38	5	0	0	2	0	2	9.2	17	12	9	3	0	1	0	8	0	0	.378
2004	—R. Cucamonga	6-4	3.75	53	0	0	9	0	0	86.1	89	45	36	5	3	20	0	61	2	0	.272
2005	—Arkansas	1-2	4.07	★56	0	0	14	0	2	59.2	67	31	27	5	3	15	0	32	1	1	.300
2006	—Salt Lake	7-2	3.49	54	0	0	11	0	1	80	79	34	31	7	1	21	0	36	1	3	.266

★ led or tied for league lead

- Matthew Thomas Wilhite...Attended Franklin-Simpson HS (KY) and Western Kentucky Univ. (Bowling Green, KY)...Originally signed by Angels' scout Tom Kotchman.



FLINT WIPKE

OPENING DAY AGE: 24 BORN: Jan. 22, 1983
 BIRTHPLACE: Louisiana, MO RESIDES: Gainesville, FL
 ACQUIRED: Selected in 38th round of 2005 free agent draft
 SIGNED THRU: 2007

C

BATS: Right

THROWS: Right

HT.: 6-0

WT.: 195

96

WIPKE'S LIFETIME PLAYING RECORD

Year	Club	AVG	G	AB	R	H	2B	3B	HR	RBI	SH	SF	HBP	BB	IBB	SO	SB	CS	GDP	SLG	OBP	E
2005	—Orem	.295	28	78	17	23	5	1	5	19	4	1	3	14	1	25	1	1	0	.577	.417	2
2006	—Cedar Rapids	.236	108	403	45	95	18	8	6	34	0	2	7	33	1	110	11	12	7	.365	.303	6

- Sidney Errol Flint Wipke (whip-key)...Attended Yonge HS (Gainesville, FL) and Georgia Southern Univ. (Statesboro, GA)...Originally signed by Angels' scout Chris McAlpin.



2007 NON-ROSTER PLAYERS



BRANDON WOOD

OPENING DAY AGE: 22 BORN: March 2, 1985
 BIRTHPLACE: Austin, TX RESIDES: Scottsdale, AZ
 ACQUIRED: Selected in 1st round (23rd) of 2003 free agent draft
 SIGNED THRU: 2007



BATS: Right

THROWS: Right

HT.: 6-3

WT.: 185



WOOD'S LIFETIME PLAYING RECORD

Year	Club	AVG	G	AB	R	H	2B	3B	HR	RBI	SH	SF	HBP	BB	IBB	SO	SB	CS	GDP	SLG	OBP	E
2003	—Angels (ASL)	.308	19	78	14	24	8	2	0	13	0	2	2	4	0	15	3	0	2	.462	.349	6
	Provo	.278	42	162	25	45	13	2	5	31	0	1	2	16	0	48	1	1	2	.475	.348	15
2004	—Cedar Rapids	.251	125	478	65	120	30	5	11	64	4	2	5	46	3	117	21	5	8	.404	.322	30
2005	—R. Cucamonga	.321	130	536	109★	172	★51	4	★43	★115	2	2	7	48	5	128	7	3	12	.672★	.383	20
	Salt Lake	.316	4	19	1	6	2	1	0	1	0	0	0	0	0	6	0	0	0	.526	.316	2
2006	—Arkansas	.276	118	453	74	125	42	4	25	83	1	8	6	54	1★	149	19	3	10	.552	.355	27

★ led or tied for league lead

- Richard Brandon Wood...Attended Horizon HS (Scottsdale, AZ)...Originally signed by Angels' scout Jeff Scholzen.
- Named Texas League Player of Week, June 26-July 2, 2006...Selected to 2006 Texas League All-Star Game and Post-Season All-Star Team...Member of USA Baseball Olympic Qualifying Team in 2006.
- Named *The Sporting News'* Minor League Baseball Player of the Year in 2005...Awarded 2005 Topps California League Player of Year and Minor League Baseball Round-Tripper Award (for most HR)...Named Angels' Organization's Co-Player of Year and California League MVP in 2005...Selected to play in MLB Futures Game (U.S. Team) at 2005 All-Star Game....2005 California League All-Star Game.
- Set new Angels' franchise and California League single season record with 43 HR in 2005 (Dick Simpson, 42, 1962, San Jose)...His 53 doubles, 370 total bases and 101 extra-base hits are also new Angels' minor league marks.
- Named to 2005 Regional Olympic Qualifying Team team (.238, 1 HR, 4 RBI)...Played for Scottsdale Scorpions in Arizona Fall League, hitting .207 with league-leading 32 RBI and AFL record 14 home runs.
- Rated as Angels' top prospect for 2006 and 2007 by *Baseball America*.

2007 ANGELS

40-Man roster at start of Spring Training
(how originally acquired)

AMATEUR FREE AGENT DRAFT (18)

Player	Draft	Phase	Round
Garret Anderson	June, 1990	Regular	4th
Matt Brown	June, 2001	Regular	10th
Nick Gorneault	June, 2001	Regular	19th
Greg Jones	June, 1996	Regular	42nd
Howie Kendrick	June, 2002	Regular	10th
Casey Kotchman	June, 2001	Regular	1st (13th overall)
John Lackey	June, 1999	Regular	2nd
Jeff Mathis	June, 2001	Regular	1st (33rd overall)
Dallas McPherson	June, 2001	Regular	2nd
Tommy Murphy	June, 2000	Regular	3rd
Mike Napoli	June, 2000	Regular	17th
Robb Quinlan	June, 1999	Regular	10th
Joe Saunders	June, 2002	Regular	1st (12th overall)
Steven Shell	June, 2001	Regular	3rd
Scot Shields	June, 1997	Regular	38th
Jered Weaver	June, 2004	Regular	1st (12th overall)
Reggie Willits	June, 2003	Regular	7th
Bobby Wilson	June, 2002	Regular	48th

SIGNED AS MAJOR LEAGUE FREE AGENT (10)

Player	Previous Organization	Date
Orlando Cabrera	Boston	Dec. 20, 2004
Hector Carrasco	Washington	Dec. 3, 2005
Bartolo Colon	Chicago (AL)	Dec. 9, 2003
Kelvim Escobar	Toronto	Nov. 24, 2003
Vladimir Guerrero	Montreal	Jan. 12, 2004
Shea Hillenbrand	San Francisco	Dec. 26, 2006
Gary Matthews Jr.	Texas	Nov. 22, 2006
Kendry Morales	None	Dec. 1, 2004
Darren Oliver	New York (NL)	Dec. 11, 2006
Justin Speier	Toronto	Nov. 19, 2006

SIGNED AS MINOR LEAGUE FREE AGENT (5)

Player	Previous Organization	Date
Jose Arredondo	None	June 25, 2002
Erick Aybar	None	Feb. 4, 2002
Jose Molina	Chicago (NL)	Jan. 10, 2001
Francisco Rodriguez	None	Sept. 24, 1998
Ervin Santana	None	Sept. 2, 2000

ACQUIRED BY TRADE (7)

Player	From	Date	For
Terry Evans	St. Louis	July 5, 2006	Jeff Weaver
Chone Figgins	Colorado	July 13, 2001	Kimera Bartee
Maicer Izturis	Washington	Nov. 19, 2004	Jose Guillen
Dustin Moseley	Cincinnati	Dec. 14, 2004	Ramon Ortiz
Chris Resop	Florida	Nov. 20, 2006	Kevin Gregg
Juan Rivera	Washington	Nov. 19, 2004	Jose Guillen
Phil Seibel	Boston	Dec. 15, 2006	Brendan Donnelly



2007 ANGELS 40-MAN ROSTER

MANAGER: Mike Scioscia (14) **COACHES:** Mickey Hatcher (7), Hitting: Mike Butcher (23), Pitching: Orlando Mercado (88), Bullpen: Alfredo Griffin (4), First Base: Dino Ebel (21), Third Base: Ron Roenicke (10), Bench **BULLPEN COORDINATOR:** Steve Soliz **TRAINERS:** Ned Bergert, Rick Smith **STRENGTH & CONDITIONING SPECIALIST:** Brian Grapes
ASSISTANT TRAINER: Adam Nevala **EQUIPMENT MANAGER:** Ken Higdon

No.	PITCHERS (17)	B	T	Ht.	Wt.	Born	Birthplace	Residence	2006 Club(s)	W-L	ERA	G	GS	CG	SHO	SV	IP	H	R	ER	BB	SO	MLSV
66	Aredondo, Jose	R	R	6-0	175	3/30/84	San Pedro de Macoris, DR	San Pedro de Macoris, DR	R. Cucamonga	5-6	2.30	15	15	0	0	0	90	62	28	23	35	115	0.000
48	Carasco, Hector	R	R	6-2	235	10/22/69	San Pedro de Macoris, DR	San Pedro de Macoris, DR	LAA	7-3	3.41	56	3	0	0	1	100.1	93	42	38	27	72	10.061
40	Colon, Bartolo	R	R	5-11	245	5/24/73	Altamira, DR	Santiago, DR	LAA	1-5	5.11	10	10	1	1	0	56.1	71	39	32	11	31	9.112
									Rancho Cucamonga	0-0	0.00	1	1	0	0	0	4	2	0	0	1	3	
									Salt Lake	0-1	6.17	2	2	0	0	0	11.2	14	8	8	2	3	
45	Escobar, Kelvin	R	R	6-1	230	4/11/76	La Guaira, VZ	Barquisimeto, VZ	LAA	11-14	3.61	30	30	1	0	0	189.1	192	93	76	50	147	9.040
37	Jones, Greg	R	R	6-2	205	11/15/76	Clearwater, FL	Seminole, FL	Salt Lake	5-6	4.09	47	0	0	0	17	55	52	28	25	19	45	1.033
41	Ladkey, John	R	R	6-6	245	10/23/78	Ahlens, TX	Newport Beach, CA	LAA	0-0	6.00	5	0	0	0	0	6	8	5	4	2	1	
58	Moseley, Dustin	R	R	6-4	215	12/26/81	Texarkana, TX	Texarkana, TX	Salt Lake	13-8	4.63	26	26	3	0	0	149.2	163	89	77	51	114	0.022
38	Oliver, Darren	R	L	6-2	200	10/16/70	Kansas City, MO	South Lake, TX	LAA	1-0	9.00	3	2	0	0	0	11	22	11	11	2	3	
34	Reop, Chris	R	R	6-3	215	11/4/82	Naples, FL	Naples, FL	NYM	4-1	3.44	45	0	0	0	0	81	70	33	31	21	60	11.127
									Florida	1-2	3.38	22	0	0	0	0	21.1	26	9	8	16	10	0.113
									Albuquerque	4-0	3.81	40	0	0	0	0	49.2	49	21	21	15	43	
57	Rodriguez, Francisco	R	R	6-0	195	1/7/82	Caracas, VZ	Caracas, VZ	LAA	2-3	1.73	69	0	0	0	47	73	52	16	14	28	98	4.015
54	Santana, Evin	R	R	6-2	185	12/12/82	San Cristobal, DR	San Cristobal, DR	LAA	16-8	4.28	33	33	0	0	0	204	181	106	97	70	141	1.122
51	Saunders, Joe	L	L	6-3	210	6/16/81	Falls Church, VA	Chandler, AZ	Salt Lake	10-4	2.67	21	20	1	1	0	134.2	117	44	40	38	97	0.091
60	Seibel, Phil	L	L	6-1	200	1/28/79	Louisville, KY	Austin, TX	LAA	7-3	4.71	13	13	0	0	0	70.2	71	42	37	29	51	0.014
									Greenville	2-0	1.35	4	4	0	0	0	20	12	3	3	0	19	
									Portland	2-3	1.20	9	9	0	0	0	45	24	11	6	12	42	
83	Shell, Steven	R	R	6-5	210	3/10/83	Longview, TX	El Reno, OK	Pawtucket	2-0	1.29	8	0	0	0	0	14	5	2	2	3	21	0.000
									Arkansas	1-2	4.00	3	3	0	0	0	18	20	12	8	4	10	
62	Shields, Scot	R	R	6-1	180	7/22/75	Ft. Lauderdale, FL	Northville, MI	Salt Lake	5-9	6.16	24	22	0	0	0	122.2	156	91	84	32	82	4.146
33	Speier, Justin	R	R	6-4	205	11/16/73	Walnut Creek, CA	Paradise Valley, AZ	LAA	7-7	2.87	74	0	0	0	2	87.2	70	30	28	24	84	7.082
36	Weaver, Jered	R	R	6-7	205	10/4/82	Northridge, CA	Simi Valley, CA	Toronto	2-0	2.98	58	0	0	0	0	51.1	47	18	17	21	55	0.129
									Salt Lake	6-1	1.99	12	11	2	2	0	77	63	19	17	10	93	
									LAA	11-2	2.56	19	19	0	0	0	123	94	36	35	33	105	
No.	CATCHERS (4)	B	T	Ht.	Wt.	Born	Birthplace	Residence	2006 Club(s)	AVG	G	AB	R	H	2B	3B	HR	RBI	BB	SO	CS	MLSV	
5	Mathis, Jeff	R	R	6-0	200	3/31/83	Marianna, FL	Marianna, FL	LAA	.145	23	55	9	8	2	0	2	6	7	14	0	0	0.094
28	Molina, Jose	R	R	6-2	245	6/3/75	Bayamon, PR	Mantarray Dorado, PR	Salt Lake	.289	99	384	62	111	33	3	5	45	26	75	3	1	5.026
44	Napoli, Mike	R	R	6-0	210	10/31/81	Hollywood, FL	Cooper City, FL	LAA	.240	78	225	18	54	17	0	4	22	9	49	1	0	0.151
									Salt Lake	.244	21	78	12	19	6	0	3	10	8	29	1	1	
									LAA	.228	99	268	47	61	13	0	16	42	51	90	2	3	
46	Wilson, Bobby	R	R	6-0	220	4/8/83	Dunedin, FL	Seminole, FL	Arkansas	.286	103	374	45	107	26	0	9	53	33	47	1	6	0.000

2007 ANGELS 40-MAN ROSTER

No.	INFELDERS (11)	B	T	Ht.	Wt.	Born	Birthplace	Residence	2006 Club(s)	AVG	G	AB	R	H	2B	3B	HR	RBI	BB	SO	SB	CS	MLSY
32	Aybar, Erick	S	R	5-10	170	1/14/84	Bani, DR	Bani, DR	Salt Lake	.283	81	339	63	96	20	3	6	45	21	36	36	32	0.086
									LAA	.250	34	40	5	10	1	1	0	2	0	8	1	0	
63	Brown, Matt	R	R	6-0	200	8/8/82	Belleveue, WA	Hayden, ID	Arkansas	.289	134	515	77	149	41	3	19	79	47	108	7	6	8.123
18	Cabrera, Orlando	R	R	5-9	185	11/2/74	Cartagena, Colombia	Cartagena, Colombia	LAA	.282	153	607	95	171	45	1	9	72	51	58	27	3	8.020
9	Figgins, Chone	S	R	5-8	180	1/22/78	Leeny, GA	Seffner, FL	LAA	.267	155	604	93	161	23	8	9	62	65	100	52	16	3.145
12	Hillenbrand, Shea	R	R	6-1	210	7/27/75	Mesa, AZ	Gilbert, AZ	Toronto	.301	81	296	40	89	15	1	12	39	14	40	1	2	6.034
									San Francisco	.248	60	234	33	33	12	0	9	29	7	40	0	0	
6	Izturis, Maicer	S	R	5-8	165	9/12/80	Barquisimeto, VZ	Barquisimeto, VZ	LAA	.293	104	352	64	103	21	3	5	44	38	35	14	6	2.038
									Salt Lake	.306	9	36	5	11	5	1	0	5	5	5	1	0	
47	Kendrick, Howie	R	R	5-10	200	7/12/83	Jacksonville, FL	Phoenix, AZ	Salt Lake	.369	69	290	57	107	25	6	13	62	12	48	10	3	0.101
									LAA	.285	72	267	25	76	21	1	4	30	9	44	6	0	
35	Kotchman, Casey	L	L	6-3	215	2/22/83	St. Petersburg, FL	Seminole, FL	LAA	.152	29	79	6	12	2	0	1	6	7	13	0	1	1.144
									Salt Lake	.000	3	7	0	0	0	0	0	0	1	1	1	0	
8	McPherson, Dallas	L	R	6-4	230	7/23/80	Greensboro, NC	Chandler, AZ	Salt Lake	.250	56	208	35	52	11	5	17	45	15	88	3	1	1.164
									LAA	.261	40	115	16	30	4	0	7	13	6	40	1	0	
									Rancho Cucamonga	.438	5	16	3	7	2	0	2	5	3	4	1	1	
22	Morales, Kendry	S	R	6-1	225	6/20/83	Fomento, Cuba	Santo Domingo, DR	Salt Lake	.320	66	256	41	82	12	1	12	52	14	40	0	3	0.084
									LAA	.234	57	197	21	46	10	1	5	22	17	28	1	1	
39	Quinlan, Robb	R	R	6-1	215	3/17/77	St. Paul, MN	Minnetonka, MN	LAA	.321	86	234	28	75	11	1	9	32	7	28	2	1	3.040

No.	OUTFIELDERS (8)	B	T	Ht.	Wt.	Born	Birthplace	Residence	2006 Club(s)	AVG	G	AB	R	H	2B	3B	HR	RBI	BB	SO	SB	CS	MLSY
16	Anderson, Garret	L	L	6-3	225	6/30/72	Los Angeles, CA	Irvine, CA	LAA	.280	141	543	63	152	28	2	17	85	38	95	1	0	12.049
64	Evans, Terry	R	R	6-3	205	1/19/82	Dublin, GA	Woodstock, GA	Palm Beach	.311	60	238	43	74	10	1	15	45	20	50	21	1	0.000
									Springfield	.307	21	75	13	23	4	0	7	20	3	21	5	1	
									Arkansas	.309	52	188	48	58	9	2	11	22	18	56	11	6	
25	Gorneault, Nick	R	R	6-3	220	4/19/79	Springfield, MA	Springfield, MA	Salt Lake	.283	107	407	66	115	25	9	15	78	38	106	5	4	0.000
27	Guerrero, Wladimir	R	R	6-3	235	2/9/76	Nizao, Bani, DR	Don Gregorio, Bani, DR	LAA	.329	156	607	92	200	34	1	33	116	50	68	15	5	10.018
24	Matthews Jr., Gary	S	R	6-3	225	8/25/74	San Francisco, CA	Houston, TX	Texas	.313	147	620	102	194	44	6	19	79	58	99	10	7	6.104
									Oklahoma	.429	6	21	10	9	2	0	0	0	1	4	2	0	
65	Murphy, Tommy	R	R	6-0	190	8/27/79	Suffern, NY	Boynton Beach, FL	Salt Lake	.302	73	285	43	86	16	3	7	36	19	62	6	13	0.095
									LAA	.229	48	70	12	16	4	1	1	6	5	21	4	1	
20	Rivera, Juan	R	R	6-2	225	7/3/78	Guarenas, VZ	Guarenas, VZ	LAA	.310	124	448	65	139	27	0	23	85	33	59	0	4	4.047
									Salt Lake	.556	2	9	3	5	3	0	1	6	1	0	0	0	
77	Willits, Reggie	S	R	5-11	185	5/30/81	Chickasha, OK	Ft. Cobb, OK	Salt Lake	.326	98	353	85	115	18	4	3	38	77	50	31	15	0.072
									LAA	.267	28	45	12	12	1	0	0	2	11	10	4	3	



2007 ANGELS NON-ROSTER INVITEES

No.	PITCHERS (11)	B	T	Ht.	Wt.	WL	Born	Birthplace	Residence	2006 Club(s)	W-L	ERA	G	GS	CG	SHO	SV	IP	H	R	ER	BB	SO	MSLV
90	Adenhart, Nick	R	R	6-3	185	8/24/86	Silver Springs, MD	Algonquin, IL	Cedar Rapids	10-2	1.95	16	16	1	0	0	0	106	84	33	23	26	99	0.000
70	Alundje, Ryan	R	R	6-2	210	9/10/83	Jesup, GA	Screven, GA	R. Cucamonga	5-2	3.78	9	9	0	0	0	0	52.1	51	23	22	16	46	0.000
49	Boontcheck, Chris	R	R	6-5	200	10/24/78	La Porte, IN	Phoenix, AZ	R. Cucamonga	0-0	9.00	5	0	0	0	0	1	4	5	4	6	6	6	0.115
79	Green, Nick	R	R	6-4	200	8/20/84	East Point, GA	Tifton, GA	LAA	0-1	10.45	7	0	0	0	0	0	10.1	16	12	12	9	7	0.000
59	Gwyn, Marc	R	R	6-3	215	11/4/77	Tulsa, OK	The Woodlands, TX	Arkansas	8-5	4.41	17	17	0	0	0	0	112.1	115	64	55	21	77	0.000
52	Hensley, Matt	R	R	6-2	220	8/18/78	San Diego, CA	San Diego, CA	Arkansas	0-0	0.00	1	0	0	0	0	1	1	1	0	0	0	1	0.000
87	Mendoza, Tommy	L	R	6-2	195	8/18/87	Hialeah, FL	Hialeah, FL	Salt Lake	3-1	3.65	50	0	0	0	0	6	66.2	66	33	27	30	56	1.094
76	Mosebach, Robert	R	R	6-4	195	9/14/84	West Palm Beach, FL	West Palm Beach, FL	Salt Lake	2-1	5.40	20	0	0	0	2	33.1	41	24	20	11	27	27	0.000
74	Olenberger, Kasey	R	R	6-4	235	3/18/78	Santa Rosa, CA	Cloverdale, CA	Cedar Rapids	11-6	4.17	27	27	1	0	0	0	170.2	169	83	79	32	134	0.000
81	Serrano, Alex	R	R	6-1	200	2/18/81	Barcelona, Anzo., VZ	Barcelona, Anzo., VZ	R. Cucamonga	10-6	3.04	24	24	3	0	0	0	159.2	166	67	54	29	97	0.000
73	Willhite, Matt	R	R	6-1	185	7/3/81	Franklin, KY	Franklin, KY	Salt Lake	7-5	5.10	25	22	0	0	0	0	22.2	23	17	16	8	15	0.000
86	Del Chiaro, Brenton	R	R	6-3	240	7/26/79	Berkeley, CA	Oakley, CA	Salt Lake	7-2	3.49	54	0	0	0	0	1	80	79	34	31	21	36	0.000
56	Duff, Tim	R	R	6-2	210	6/26/81	Coatsville, CA	Scottsdale, AZ	Arkansas	-161	54	180	16	29	3	0	5	18	11	75	1	0	0.000	
55	Johnson, Ben	S	R	5-11	205	10/17/81	Seattle, WA	Bellevue, WA	R. Cucamonga	-267	26	116	12	31	5	0	1	10	11	31	0	2	0.000	
96	Wipke, Flint	R	R	6-0	195	1/22/83	Louisiana, MO	Gainesville, FL	Arkansas	-111	8	27	1	3	1	0	0	1	1	9	0	0	0.000	
53	Eykward, Mike	R	R	6-2	210	9/28/79	Clearwater, FL	Clearwater, FL	Cedar Rapids	-236	108	403	45	95	18	8	6	34	33	110	11	12	0.000	
94	Rodriguez, Sean	R	R	6-0	190	4/26/85	Miami, FL	Miami, FL	Arkansas	-365	26	104	16	38	12	1	5	25	7	13	2	2	0.000	
51	Smith, Casey	R	R	6-2	200	3/18/79	Dothan, AL	Dothan, AL	Salt Lake	-314	109	405	57	127	22	0	8	63	43	60	1	6	0.000	
95	Statis, Hanley	S	R	5-10	160	1/19/86	Curacao, Neth. Antilles	Curacao, Neth. Antilles	Arkansas	-354	18	65	16	23	5	0	5	9	11	18	0	3	0.000	
3	Wood, Brandon	R	R	6-3	185	3/2/85	Austin, TX	Scottsdale, AZ	Salt Lake	-179	9	28	3	5	1	0	1	3	3	2	2	0	0.000	
13	Haynes, Nathan	L	L	5-9	170	9/7/79	Oakland, CA	Hercules, CA	Arkansas	-280	110	397	62	111	27	4	4	55	21	57	4	8	0.000	
43	Peel, Aaron	R	R	6-1	190	2/8/83	Wellman, TX	San Angelo, TX	Cedar Rapids	-297	111	417	68	124	31	1	1	38	52	54	23	15	0.000	
19	Pride, Curtis	L	R	6-0	210	12/17/68	Washington, DC	West Palm Beach, FL	R. Cucamonga	-300	18	60	8	18	2	1	0	8	8	7	1	1	3	0.000
									Arkansas	-276	118	453	74	125	42	4	25	83	54	149	19	3	0.000	
									Gary (Ind.)	-263	31	114	24	30	4	1	5	17	9	22	8	1	0.000	
									Arkansas	-280	52	207	38	58	14	3	2	19	22	49	18	10	0.000	
									Salt Lake	-228	16	57	7	13	1	2	1	1	4	15	3	2	0.000	
									Arkansas	-285	123	495	67	141	37	4	16	66	28	105	13	11	0.000	
									Salt Lake	-311	87	273	54	85	17	6	9	56	49	65	10	5	5.134	
									LAA	-222	22	27	6	6	0	0	1	2	6	8	0	0	0.000	

2007 NUMERICAL ROSTER

AT START OF SPRING TRAINING

3	WOOD, BRANDON ★	INF	48	CARRASCO, HECTOR	RHP
4	GRIFFIN, ALFREDO	CCH	49	BOOTCHECK, CHRIS ★	RHP
5	MATHIS, JEFF	C	51	SMITH, CASEY ★	INF
6	IZTURIS, MAICER	INF	52	HENSLEY, MATT ★	RHP
7	HATCHER, MICKEY	CCH	53	EYLWARD, MIKE ★	INF
8	McPHERSON, DALLAS	INF	54	SANTANA, ERVIN	RHP
9	FIGGINS, CHONE	INF/OF	55	JOHNSON, BEN ★	C
10	ROENICKE, RON	CCH	56	DUFF, TIM ★	C
12	HILLENBRAND, SHEA	INF	57	RODRIGUEZ, FRANCISCO	RHP
13	HAYNES, NATHAN ★	OF	58	MOSELEY, DUSTIN	RHP
14	SCIOSCIA, MIKE	MGR	59	GWYN, MARCUS ★	RHP
16	ANDERSON, GARRET	OF	60	SEIBEL, PHIL	LHP
18	CABRERA, ORLANDO	INF	61	SOLIZ, STEVE	CCH
19	PRIDE, CURTIS ★	OF	62	SHIELDS, SCOT	RHP
20	RIVERA, JUAN	OF	63	BROWN, MATT	INF
21	EBEL, DINO	CCH	64	EVANS, TERRY	OF
22	MORALES, KENDRY	OF	65	MURPHY, TOMMY	OF
23	BUTCHER, MIKE	CCH	66	ARREDONDO, JOSE	RHP
24	MATTHEWS JR., GARY	OF	68	SAUNDERS, JOE	LHP
25	GORNEAULT, NICK	OF	70	ALDRIDGE, RYAN ★	RHP
27	GUERRERO, VLADIMIR	OF	73	WILHITE, MATT ★	RHP
28	MOLINA, JOSE	C	74	OLENBERGER, KASEY ★	RHP
32	AYBAR, ERICK	INF	76	MOSEBACH, ROBERT ★	RHP
33	SPEIER, JUSTIN	RHP	77	WILLITS, REGGIE	OF
34	RESOP, CHRIS	RHP	79	GREEN, NICK ★	RHP
35	KOTCHMAN, CASEY	INF	81	SERRANO, ALEX ★	RHP
36	WEAVER, JERED	RHP	83	SHELL, STEVEN	RHP
37	JONES, GREG	RHP	86	DEL CHIARO, BRENT ★	C
38	OLIVER, DARREN	LHP	87	MENDOZA, TOMMY ★	RHP
39	QUINLAN, ROBB	OF	88	MERCADO, ORLANDO	CCH
40	COLON, BARTOLO	RHP	90	ADENHART, NICK ★	RHP
41	LACKEY, JOHN	RHP	94	RODRIGUEZ, SEAN ★	INF
43	PEEL, AARON ★	OF	95	STATIA, HAINLEY ★	INF
44	NAPOLI, MIKE	C	96	WIPKE, FLINT ★	C
45	ESCOBAR, KELVIM	RHP			
46	WILSON, BOBBY	C			
47	KENDRICK, HOWIE	INF			

★Indicates Non-roster invitees

ROSTER

PRONUNCIATIONS

Jose ARREDONDO (Air-uh-DON-doe)
 Erick AYBAR (EYE-bar)
 Hector CARRASCO (cuh-RAW-sco)
 Brent DEL CHIARO (del-KEY-ah-row)
 Dino EBEL (EEE-bull)
 Mike EYLWARD (EL-word)
 Chone (Same as "Shawn") FIGGINS
 Nick GORNEAULT (Gore-NO)
 MAICER (My-SAIR) IZTURIS (Iss-TUR-iss)

Bobby MOSEBACH (MOHZ-balk)
 Mike NAPOLI (NAP-o-lee)
 Chris RESOP (REE-sop)
 Ron ROENICKE (REN-uh-key)
 Phil SEIBEL (SY-bull)
 Justin SPEIER (SPY-er)
 HAINLEY (HINE-lee) STATIA (STAY-sha)
 Flint WIPKE (whip-key)

IN-SEASON BIRTHDAYS

APRIL

Bobby Wilson, April 8th
 Kelvim Escobar, April 11th
 Nick Gorneault, April 19th

MAY

Mike Butcher, May 10
 Bartolo Colon, May 24th
 Reggie Willits, May 30th

JUNE

Jose Molina, June 3rd
 Joe Saunders, June 16th
 Kendry Morales, June 20th
 Garret Anderson, June 30th

JULY

Juan Rivera, July 3rd
 Howie Kendrick, July 12th
 Scot Shields, July 22nd
 Shea Hillenbrand, July 27th

AUGUST

Matt Brown, August 8th
 Ron Roenicke, August 19th
 Gary Matthews Jr., August 25th
 Tommy Murphy, August 27th

SEPTEMBER

Maicer Izturis, Sept. 12th

OCTOBER

Orlando Cabrera, Oct. 2nd
 Jered Weaver, Oct. 4th
 Hector Carrasco, Oct. 22nd
 John Lackey, Oct. 23rd
 Chris Bootcheck, Oct. 24th
 Mike Napoli, Oct. 31st



MLB.com | Where baseball is always on

Major League Baseball's Virtual Pressbox

For accredited media members only.



The only official up-to-the minute media source

statistical reports,
box scores,
transcripts,
press releases,
press conferences,
game notes,
online credentialing,
headshots
and logos.

www.mlbpressbox.com



The Official Site of Major League Baseball®

ANGELS PROSPECTS
SEAN RODRIGUEZ AND
NICK ADENHART




PHOTO COURTESY OF FUTUREANGELS.COM



MINOR LEAGUE
SYSTEM

MINOR LEAGUE INSTRUCTORS

Field Coordinator/Outfield Instructor	Bruce Hines
Roving Pitching Instructor	Kernan Ronan
Roving Hitting Instructor	Todd Takayoshi
Roving Infield Instructor	Rob Picciolo
Roving Catching Instructor	Tom Gregorio
Roving Strength & Conditioning Instructor	T.J. Harrington
Trainer's Coordinator	Geoff Hostetter
Special Assignment Catching Instructor	Bill Lachemann
Special Assignment Pitching Instructor	Troy Percival

MINOR LEAGUE AFFILIATES

SALT LAKE BEES

CLASS AAA — PACIFIC COAST LEAGUE

FRANKLIN COVEY FIELD

77 West 1300 South
Salt Lake City, UT 84115
(801) 325-BASE (2273)
(801) 485-6818 FAX
www.slbees.com



Owner	Larry H. Miller
Chief Operating Officer	Dennis Haslam
Vice President/General Manager	Marc Amicone
Director of Public Relations	Derek Garduno
Director of Broadcasting	Steve Klauke
Manager	Brian Harper
Pitching Coach	Charles Nagy
Coach	Jim Eppard
Trainer	Armando Rivas
2006 Record:	81-63 (1st place); 1-3 in playoffs

ARKANSAS TRAVELERS

CLASS AA — TEXAS LEAGUE

DICKEY-STEPHENS PARK

400 W. Broadway
No. Little Rock, AR 72114
(501) 664-1555
(501) 664-1834 FAX
www.travs.com



Exec. V.P./General Manager	Bill Valentine
Asst. General Manager/Public Relations	Pete Laven
Director of Broadcasting/Media Relations	Phil Elson
Manager	Bobby Magallanes
Pitching Coach	Erik Bennett
Coach	Keith Johnson
Trainer	Brian Reinker
2006 Record:	51-87 Overall; 27-42 in 1st half (3rd), 24-45 in 2nd half (4th)

RANCHO CUCAMONGA QUAKES

CLASS A — CALIFORNIA LEAGUE

THE EPICENTER

8408 Rochester Avenue
Rancho Cucamonga, CA 91730
(909) 481-5000
(909) 481-5005 FAX
www.rcquakes.com



Chairman	Hank Stickney
Executive Vice President	Gerard McKearney
Director, Marketing	Frank Novak
Manager, Community Relations	Katie Homayoun
Manager	Bobby Mitchell
Pitching Coach	Ken Patterson
Coach	Craig Grebeck
Trainer	Eric Munson
2006 Record:	63-77 Overall; 32-38 in 1st half (4th), 31-39 in 2nd half (5th)

MINOR LEAGUE AFFILIATES

CEDAR RAPIDS KERNELS CLASS A — MIDWEST LEAGUE

VETERANS MEMORIAL STADIUM
950 Rockford Road S.W.
Cedar Rapids, IA 52404
(319) 363-3887
(319) 363-5631 FAX
www.kernels.com



President	Tom Barbee
General Manager	Jack Roeder
Director of Graphics/Technology	Andrew Pantini
Director of Broadcasting	John Rodgers
Manager	Ever Magallanes
Pitching Coach	Pedro Borbon
Coach	Eric Owens
Trainer	Mike Metcalfe
2006 Record:	65-74 Overall; 31-39 in 1st half (6th), 34-35 in 2nd half (4th)

OREM OWLZ ADVANCED ROOKIE — PIONEER LEAGUE

HOME OF THE OWLZ
970 West University Parkway
Orem, UT 84058
(801) 377-BALL (2255)
(801) 377-2345 FAX
www.oremowlz.com



Owner	Jeff Katofsky
General Manager	Zachary Fraser
Asst. General Manager	Sarah Hansen
Director of Public Relations	Nick Cottle
Director of Media Relations/Broadcasting	Brandon Gaudin
Manager	Tom Kotchman
Pitching Coach	Zeke Zimmerman
Coach	Francisco Matos
Trainer	Aaron Wells
2006 Record:	45-31 Overall; 23-15 in 1st half (1st), 21-15 in 2nd half (1st), 0-2 in playoffs

ARIZONA ANGELS ROOKIE — ARIZONA LEAGUE

MINOR LEAGUE COMPLEX
2225 West Westcourt Way
Tempe, AZ 85282
(480) 858-7555
(480) 858-7550 FAX



Operations Manager	Eric Blum
Manager	Ty Boykin
Pitching Coach	Dan Ricabal
Coach	Dick Schofield
Trainer	Dan Nichols
2006 Record:	32-21 Overall; 15-13 in 1st half (4th), 19-8 in 2nd half (1st), 0-1 in playoffs

SAN PEDRO DE MACORIS ANGELS ROOKIE — DOMINICAN SUMMER LEAGUE

ANGELS DOMINICAN COMPLEX
El Penon, San Pedro de Macoris, DR
(809) 591-1785



Manager	Charlie Romero
Pitching Coach	Santos Alcalá
Coach	Edgal Rodríguez
Trainer	Miguel Arias
2006 Record:	47-20 Overall (2nd)



MINOR LEAGUE FIELD STAFF



BRUCE HINES **FIELD COORDINATOR/OUTFIELD INSTRUCTOR**

Begins 22nd season in Angels' organization and fifth as minor league field coordinator...Also oversees minor league outfield instruction since 2006 after serving as infield instructor for past four seasons (2002-05)...Spent 2001 as roving outfield instructor and 1998-2000 as roving defense instructor...Spent three previous seasons (1995-97) as minor league manager... Owns 211-192 (.524) managerial record in Angels' organization...Led triple-A Vancouver to 75-68 record and trip to post-season play (0-3) with a first-place first-half finish in 1997...Managed rookie-level Mesa for two seasons, posting 35-21 record in 1995 and 24-32 mark in 1996...Spent one season (1994) as coach at single-A Lake Elsinore...Had one other stint in Angels' organization, managing single-A Salem for two seasons (1985-86), posting 77-71 record, and serving as roving instructor for four seasons (hitting in 1987 and defense in 1988-90)...Was first base coach/outfield instructor for California Angels in 1991 under manager Doug Rader...Also served as free agent scout with Angels for seven years (1984-90)...Managed Oakland A's Arizona Rookie League team for two seasons (1992-93), winning the Arizona League championship each year...Played three seasons in San Diego and Oakland farm systems (1980-82)...Earned physical education degree and teaching credential at University of LaVerne in 1980...Named All-Conference in both football and baseball at LaVerne...Also played football and baseball at Bonita High in LaVerne (CA)...Father Ben was hitting coach for Los Angeles Dodgers and former head coach at LaVerne College...Has two children (Brittany and Ryan)...Born Nov. 7, 1957 and resides in Mesa, AZ...Full name is Bruce Edwin Hines.



KERNAN RONAN **ROVING PITCHING INSTRUCTOR**

Begins 19th season as member of the Angels' organization and first as Angels' roving pitching instructor...Spent the 2005 and 2006 seasons as pitching coach for single-A Cedar Rapids...Previously served as pitching coach at double-A Arkansas (2004), rookie level Provo (2002-03), single-A Rancho Cucamonga (2001), single-A Lake Elsinore (1998-2000), rookie Butte (1997) double-A Midland (1991-1996) and single-A Palm Springs (1989-90)...Before joining the Angels' organization, coached one season (1987) at South Mountain Community College...Played five seasons in the San Francisco Giants organization (1981-1985) after being selected in 18th round of 1981 June amateur draft...Posted a 19-33 record in 164 minor league games...Pitched two seasons (1980-81) at Northern Arizona University and two seasons (1978-79) at Glendale Community College...Also played quarterback for Glendale football team for one season...Earned business degree from Arizona State University in 1989...Attended Brophy Prep School in Phoenix, AZ...Selected as pitching coach for the 2005 Surprise Scorpions of the Arizona Fall League...Has also coached during winter leagues in Dominican Republic, Venezuela and Mexico...Resides in Phoenix, AZ with wife Diane.



TODD TAKAYOSHI **ROVING HITTING INSTRUCTOR**

Takes over as Angels' roving hitting instructor after serving as roving catching instructor in 2006...Spent previous four seasons as Angels' minor league coach...Served two years (2004-05) as hitting coach at Arkansas...Travelers' .281 batting average in 2005 tied for league-lead; club also led league in home runs (152) and fewest strikeouts (835)...Was hitting coach at Rancho Cucamonga in 2003 and Cedar Rapids in 2002...A two-time minor league batting champion...Originally signed as free agent by Angels, Jan. 10, 1993 and played six seasons as a left-handed hitting catcher...Spent four seasons in Angels' farm system (1993-96), compiling .307 career average...Led Pioneer League in hitting (.358) in debut season at rookie-level Pocatella in 1993...Spent two seasons (1997-98) with Reno of independent Western League (player/coach in 1998), batting .318 in 1998...Earned Western League MVP honors in 1997, hitting league-leading .407 with 88 RBI...Retired from baseball following 1998 season and worked four years for Alaska Airlines...Attended University of Hawaii, where he played baseball (1988-91) and majored in sociology (minor in ethnic studies)...Batted .350 in 1991, earning All-Western Athletic Conference honors...Married (Saori) with three children (Taegan, Tommy and Taryn) and resides in Spanaway, WA...Born Feb. 12, 1969...Full name is Todd Michael Takayoshi.



TOM GREGORIO **ROVING CATCHING INSTRUCTOR**

Returns to Angels' organization in 2007 as roving catching instructor...Spent 10 seasons (1999-2005) as catcher in Angels' farm system before being traded to Oakland, June 30, 2005 (for cash considerations)...Played final minor league season (2006) in Texas organization...Compiled .244 (356/1461) batting average with 167 runs scored, 79 doubles, four triples, 27 home runs and 192 RBI in 423 career minor league games...Played 12 games for major league Angels in 2003 as a September call-up and made major league debut Sept. 5 vs. Kansas City (no plate appearance)...Made first major league start in second game of doubleheader, Sept. 6 vs. Kansas City, collecting first hit (single) in first at-bat...His two-run single Sept. 24th vs. Seattle proved to be game-winner and marked first two RBI of major league career...Drafted by Angels in 27th round of 1999 free agent draft and signed, June 5, 1999...Played for Italy in the 2006 World Baseball Classic...Graduated from Tottenville High School (Staten Island, NY) in 1995...Attended Troy State (AL) University (1996-99)...Born May 5, 1977 in Brooklyn, NY...Full name is Thomas Andrew Gregorio.

MINOR LEAGUE FIELD STAFF



ROB PICCIOLO **ROVING INFIELD INSTRUCTOR**

Joined Angels' organization in 2006 as roving infield instructor and returns for second season...Spent previous 20 seasons in San Diego Padres' organization, serving as third base coach (2003-05), bench coach (1993-2002), first base coach (mid-1990-92), roving infield instructor (1988-1990) and minor league manager (1986-87)...Managed rookie-level Spokane, earning 1987 Northwest League Manager of Year honors after leading Indians to league title with 54-22 record...Played nine seasons as an infielder with Oakland (1977-82, 85), Milwaukee (1982-83) and California (1984), compiling a .234 lifetime batting average with 17 HR and 109 RBI in 730 major league games...Member of 1982 A.L. Champion Brewers and 1981 A.L. West Division Champion A's...Drafted by Oakland in first round (4th pick, secondary phase) of 1975 free agent draft...Made major league debut with Oakland, April 9, 1977...Graduated from Pepperdine University (Malibu, CA) in 1975 with a bachelor's degree in journalism...Led Waves to West Coast Athletic Conference title in 1974...Graduated in 1971 from Westchester (CA) HS, where he was all-league in baseball and basketball...Has been active in San Diego community, serving as honorary chairman of the 65 Roses Sports Club for Cystic Fibrosis Foundation of San Diego...Awarded first-ever Padres Community Hero Award in 1998...Married (Debby) with two children (Bret and Dustin)...Resides in San Diego, CA...Born Feb. 4, 1953...Full name is Robert Michael Picciolo ("PEACH-uh-low").



T.J. HARRINGTON **ROVING STRENGTH & CONDITIONING INSTRUCTOR**

Begins second season with Angels as roving strength and conditioning instructor...Came to Angels from Niagara (NY) Univ, where he was head strength and conditioning coach for two seasons...Previously served in same role for triple-A Salt Lake for 2003-2004...Was assistant strength coach at Siena College in Loudonville, NY, for two years (2001-02)...Earned National Strength and Conditioning Association CSCS Certification, July 2001...Earned bachelor's degree in exercise science/sports management from Univ. of South Carolina-Aiken in 2001...Played baseball one season at USC-Aiken, one season at Troy (AL) State Univ. and two seasons at Valencia Community College (Orlando, FL)...Drafted by San Diego Padres in 42nd round of 1994 free agent draft... Born June 18, 1976, he resides in Phoenix, AZ...Full name is Timothy Alan Harrington Jr.



BILL LACHEMANN **SPECIAL ASSIGNMENT CATCHING INSTRUCTOR**

Returns for 23rd season in Angels' organization (since 1985) and fifth as Angels' Special Assignment Catching Instructor...Spent two seasons as coach at Salt Lake (2001-02) and two seasons at Erie (1999-2000)...Managed rookie-level Butte for two seasons (1997-98), compiling 56-92 record...Served as bullpen coach for California Angels in 1995 and 1996, joining brother Marcel Lachemann's staff, Sept. 22, 1994...Bill has also guided Angels' affiliates in Mesa (1990-94), Palm Springs (1987-89) and Quad Cities (1985-86)...Led Palm Springs to first half title in 1988...Before joining Angels' organization, spent nine seasons as minor league coach with San Francisco (1976-84)...Coached at Great Falls (1976-81), Fresno (1982) and Clinton (1983-84)...Played six seasons (1955-61) in Dodgers organization...Graduated from College of Great Falls (MT) in 1971 with bachelor's degree in teaching...Earned All-City honors as catcher at Dorsey High in Los Angeles (CA), where he was teammate of Hall of Fame manager Sparky Anderson...Brother Rene is Oakland's bench coach and brother Marcel is Colorado's special assistant to G.M....Married (Darriel) with three children (Colleen, Bill and Tim)... Born April 5, 1934...Resides in Great Falls, MT...Full name is William Charles Lachemann.



TROY PERCIVAL **SPECIAL ASSIGNMENT PITCHING INSTRUCTOR**

A 10-year relief pitcher for the Angels who begins his first season as a Special Assignment Pitching Instructor...Spent entire 2006 season on disabled list with Tigers after suffering a serious injury to his right forearm in July 2005 while pitching for Detroit...Also worked for Tigers as advance scout in 2006...Pitched 11 seasons in majors with Angels (1995-2004) and Tigers (2005), compiling 30-41 record with 324 saves and 3.10 ERA (611.2 IP - 211 ER) in 605 games...His 324 saves rank tied for 11th (Billy Wagner) on all-time major league list...Is the Angels lifetime leader in saves (316) and games pitched (579)...A key member of Angels' 2002 World Series team, he was on the mound for each of Angels' three series-clinching victory of 2002 post-season and his seven saves (seven chances) during 2002 playoffs tied a ML post-season record...Posted career-high 42 saves in 1998...Enjoyed best season in 2002 with 4-1 record, 40 saves, 68 strikeouts and 1.92 ERA...A four-time All-Star...Made major league debut, April 26, 1995 vs. Detroit (1 IP, 0 R)...Earned his first ML win, May 19, 1995 at CWS...Recorded first ML save, July 14, 1995 at Detroit (recorded final four outs)...Originally drafted by Angels as catcher in sixth round of June 1990 draft...Attended UC Riverside, where he was standout catcher...Graduated from Moreno Valley (CA) High in 1987...Inducted into Arizona Fall League Hall of Fame in 2005...Honored as "Man of the Year" by Fullerton College Baseball Team, Jan. 27, 2002...Born Aug. 9, 1969, he resides in Riverside, CA, with wife Michelle and children Cole and Avery...Full name is Troy Eugene Percival.



MINOR LEAGUE MANAGERS



TY BOYKIN ROOKIE LEVEL TEMPE

Member of Angels' organization as player or coach since 1991...Owns 332-443 (.428) managerial record in six seasons...Takes over at rookie-level Tempe in 2007...Returned to Arkansas in 2006 after spending 2005 season at single-A Rancho Cucamonga (62-77)...Took leave of absence from Travelers, July 30, due to family illness, compiling 40-66 record prior to leave (Keith Johnson served as interim manager for remainder of season)...Boykin also managed Arkansas in 2003 (70-70) and 2004 (59-80)...Served as Travelers' hitting coach in 2002...In 2001, led Cedar Rapids to 60-77 record in first full season as manager (he first took over position, May 5, 2000, when previous manager Mitch Seane was dismissed)...Led Kernels to 41-73 mark over remainder of 2000 season...Served as hitting coach for Cedar Rapids from 1998-2000...Spent 1997 season as hitting coach at single-A Lake Elsinore after retiring as player following 1996...Was player-coach in final playing season at double-A Midland in 1996...Played outfield for six seasons (1991-96) in Angels' organization, reaching double-A level...Owns .255 (440/1,726) career batting average with 34 home runs and 240 RBI in 513 games...Signed with Angels as free agent in May 1991 (he was signed by Tom Kotchman) ...Attended Jacksonville (FL) University from 1986-91...Graduated from Brookland-Casey High School in Casey, SC, in 1986...Married (Sharon) with two sons (Tyronne Jr. and Aaron)...Born April 25, 1968, he resides in Hamden, CT...Full name is Tyrone Anthony Boykin.

BOYKIN'S MANAGERIAL RECORD

Year	Club	League	Won	Lost	Pct.	Finish
2000	Cedar Rapids	Midwest	41	73	.360	8th/7th
2001	Cedar Rapids	Midwest	60	77	.438	5th/4th
2003	Arkansas	Texas	70	70	.500	3rd/3rd
2004	Arkansas	Texas	59	80	.424	4th/4th
2005	Rancho Cucamonga	California	62	77	.446	4th/3rd
2006	Arkansas	Texas	40	66	.377	3rd/---
TOTALS (6 seasons)			332	443	.428	



BRIAN HARPER TRIPLE-A SALT LAKE

A 17-year major league catcher who begins seventh season as manager in Angels' organization and second at triple-A Salt Lake...In inaugural season at triple-A in 2006, led Bees to 81-63 record and first place finish in PCL Northern Division (club lost in first round of playoffs)...Spent previous five seasons with rookie club Mesa in Arizona Summer League (ASL)... Owns 196-228 (.462) record in six seasons as minor league manager...Led Mesa to 25-31 record in 2005, 12-44 in 2004, 28-28 mark in both 2002 and 2003 and 22-34 record in 2001...Spent two seasons (1998-99) as Arizona Diamondbacks' chapel leader...Caught one game for Arizona's triple-A affiliate Tacoma in 2000 before joining Peoria of rookie ASL as coach...Played parts of 20 professional seasons after selection by California Angels in fourth round of June 1977 draft...Made major league debut with Angels, Sept. 29, 1979 at Texas (0/2) and collected first major league hit, Sept. 7, 1981 at Kansas City (off Mike Jones)...Traded to Pittsburgh, Dec. 11, 1981, for Tim Lincecum...Owns .295 average (931/3151) with 63 home runs and 428 RBI in 1,001 major league games...Played for eight different clubs: California (1979, 1981), Pittsburgh (1982-84), St. Louis (1985), Detroit (1986), Oakland (1987, 1995), Minnesota (1988-93) and Milwaukee (1994)...Retired May 4, 1995 while with Oakland...Best season was 1989 when he hit a career-best .325...Posted highs in home runs (12), RBI (73, also set in 1992) and hits (161) in 1993...Appeared in League Championship Series and World Series with 1985 Cardinals and was starting catcher for World Champion Twins in 1991...Owns .263 LCS average in six games and .360 World Series average in 11 games...Served as head coach at Scottsdale Christian High School from 1996-1998 and was assistant at Desert Mountain High School in Scottsdale in 2000...Graduated from San Pedro (CA) High School in 1977...Gives private hitting and catching instruction during the off-season...Brother, Glenn, was outfielder-pitcher in Mets' system...Has three sons (Brett, Derek and Lance)...Son Brett is an infielder in the New York Mets' farm system...Married (Kim, who has two sons, John and Tommy)...Born Oct. 16, 1959, he resides in Scottsdale, AZ...Full name is Brian David Harper.

HARPER'S MANAGERIAL RECORD

Year	Club	League	Won	Lost	Pct.	Finish
2001	Mesa	Arizona	22	34	.393	6th/5th
2002	Mesa	Arizona	28	28	.500	3rd/3rd
2003	Mesa	Arizona	28	28	.500	7th/5th
2004	Mesa	Arizona	12	44	.214	8th/8th
2005	Mesa	Arizona	25	31	.446	3rd/7/8th
2006	Salt Lake	Pacific Coast	81	63	.563	1st*
TOTALS (6 seasons)			196	228	.462	

*Reached playoffs

MINOR LEAGUE MANAGERS



TOM KOTCHMAN ROOKIE LEVEL OREM

Owns longest tenure of any Angels' manager in farm system, beginning 24th season with club and 29th overall in professional baseball...Owns 1,453-1,235 (.541) overall managerial record in 28 seasons, including 1,225-920 (.571) in Angels' organization (23 seasons)...Begins third season at rookie-level Orem and has led Angels' rookie affiliate to three straight playoff appearances and two Pioneer League Championships in three seasons (Orem in 2005 and Provo in 2004)...The Owlz went 45-31 in 2006, winning both halves of Pioneer League slate but losing in South Division playoffs...The 2005 Owlz went 38-38 and captured fifth straight Southern Division title...Provo won a fourth-straight South Division title with 44-32 overall record in 2004...Was named Pioneer League Manager of Year in 2004...Guided Provo to a 54-22 record in

2003, tying Pioneer League record for most wins, and a third-straight South Division title...Was named 2003 All-Pioneer League honorable mention manager...In 2002, led Angels to 38-38 record and second-straight post-season appearance...Provo won South Division title (2-0) before losing in Pioneer League Championships (1-2)...In 2001, he guided Provo to 53-23 record (2-2 in playoffs) and the Pioneer League South Division Championship...Spent 11 previous seasons at Angels' single-A Boise (1990-2000), guiding Hawks to four Northwest League championships, including unprecedented three straight (1991, 1993-95), and seven playoff appearances (also won Division crown in 1990, 1997-98 and 2000)...Boise finished in first place tie with 41-35 record in 2000 as he posted 500th Northwest League victory, Sept. 4...Named Northwest League Manager of Year once (1992)...Spent three seasons (1987-89) as manager of triple-A Edmonton, posting 202-223 record...Named California League Manager of Year in 1986 with Palm Springs and in 1984 with Redwood...Has also managed in Boston and Detroit organizations, winning Manager of Year with rookie-level Bristol in 1980...Has managed major leaguers Roger Clemens, Devon White, Mark McLemore, Dante Bichette, Garret Anderson and Troy Percival...Attended Chipola (FL) Junior College (1973-74) and Georgia Southern (1976)...Played professionally in Cincinnati organization for two years (1977-78)...Inducted into Seminole (FL) High School's Basketball Hall of Fame in Jan. 1994...Also works as free agent area scout for Angels in Florida during off-season...Married (Susan) with two children (son Casey and daughter Christal)...First baseman Casey was Angels' first round draft pick in 2001 and is currently on the Angels' 40-man roster...Born Aug. 14, 1954, he and his family reside in Seminole, FL... Full name is John Thomas Kotchman.

KOTCHMAN'S MANAGERIAL RECORD

Year	Club	League	Won	Lost	Pct.	Finish
1979	Auburn	New York Penn	22	45	.328	5th
1980	Bristol	Appalachian	36	33	.522	2nd
1981	Macon	So. Atlantic	62	79	.440	3rd/5th
1982	Winter Haven	Florida St.	59	74	.444	5th/5th
1983	Winter Haven	Florida St.	49	84	.368	5th/5th
1984	Redwood	California	91	48	.655	2nd/1st*
1985	Redwood	California	70	76	.479	4th/2nd
1986	Palm Springs	California	87	55	.613	1st/2nd
1987	Edmonton	Pacific Coast	69	74	.483	4th/4th
1988	Edmonton	Pacific Coast	68	73	.483	5th/4th
1989	Edmonton	Pacific Coast	65	76	.461	4th/4th
1990	Boise	Northwest	53	23	.697	1st*
1991	Boise	Northwest	50	26	.658	1st#
1992	Boise	Northwest	40	36	.526	2nd
1993	Boise	Northwest	43	35	.551	1st#
1994	Boise	Northwest	44	32	.579	1st#
1995	Boise	Northwest	48	27	.640	1st#
1996	Boise	Northwest	43	33	.566	2nd
1997	Boise	Northwest	51	25	.671	1st*
1998	Boise	Northwest	47	29	.618	1st-T*
1999	Boise	Northwest	43	33	.566	2nd
2000	Boise	Northwest	41	35	.539	1st-T
2001	Provo	Pioneer	53	23	.697	1st/1st*
2002	Provo	Pioneer	38	38	.500	1st/2nd*
2003	Provo	Pioneer	54	22	.711	1st/1st*
2004	Provo	Pioneer	44	32	.579	1st/1st#
2005	Orem	Pioneer	38	38	.500	3rd/1st#
2006	Orem	Pioneer	45	31	.592	1st/1st*
TOTALS (28 seasons)			1453	1235	.541	

*Reached playoffs

#Won League Title

HOWIE GERSHBERG MINOR LEAGUE PITCHER OF THE YEAR AWARD

The Angels' Minor League Pitcher of the Year award has been re-named the "Howie Gershberg Minor League Pitcher of the Year" award after the Angels' late minor league pitching instructor. Gershberg joined the Angels' farm system in 1985 and during his tenure, served as a minor league pitching coach and coordinator. He served the organization faithfully for 19 seasons before succumbing to cancer on November 19, 2003.

Gershberg's playing career included stints with the Brooklyn Dodgers and New York Giants in the 1950's. He had a passion for the game and dedicated his life to working with and developing quality pitchers including: John Franco, Chuck Finley, Troy Percival, Scot Shields, John Lackey and Francisco Rodriguez.



MINOR LEAGUE MANAGERS



BOBBY MAGALLANES DOUBLE-A ARKANSAS

Begins first season as manager at double-A Arkansas in 2007 after spending three previous seasons as manager at single-A Cedar Rapids...Fifth season in Angels' organization....Owns 140-139 (.502) managerial record in two seasons, including 65-74 in 2006....In managerial debut in 2004, led Knights to 75-64 overall record, including 42-27 mark in first half (second place) to earn playoff spot (Cedar Rapids lost in first round of Midwest League playoffs)...Spent previous two seasons as hitting coach at rookie-level Mesa and as a free agent scout...Before joining the Angels, played six seasons in the Mexican League for the Mexico City Diablos (1996-98), Cancun Lobstermen (1998), Torreón Cottonpickers (1999), Mexico City Tigers (2000-01) and Puebla Parrots (2001)...His 2000 Mexico City team won the Mexican League summer championship...Also played for Allentown of independent Northern League in 1999...Drafted by Seattle in 50th round of 1989 free agent draft and signed in August 1989 after spending summer playing for Team USA...Was named MVP of the Team USA Series against both Japan and Korea...Played three seasons (1990-92) in the Mariners' organization before injuries hampered his career (he suffered season-ending ankle injury in 1992 and shoulder injury in 1993)...Baseball America named him Best Defensive Third Baseman in 1991...Underwent "Orel Hershiser" surgery in 1993 and, following two-year rehabilitation stint, signed with Chicago Cubs in 1995...Torn hamstring on final day of spring training caused him to miss minor league season...Played in Texas-Louisiana Independent League in 1995 for both Pueblo and Rio Grande Valley...In 1996, signed by Houston Astros, playing for Texas League Champion Jackson Generals...Graduated in 1987 from Bell (CA) High School, where he played baseball (shortstop) and basketball (guard)...Played baseball two seasons (1988-89) at Cerritos (CA) Junior College, winning state title in 1989...Brother Ever is manager of Angels' rookie level Tempe club after playing eight seasons for Indians, White Sox and Rangers, reaching the major leagues with Cleveland in 1991, and the last nine seasons in Mexican League...Bobby is married (Claudia) with two children (Paulina and Joshua)...Born Aug. 18, 1969, he and his family reside in Goodyear, AZ...Full name is Robert Magallanes.

B. MAGALLANES' MANAGERIAL RECORD

Year	Club	League	Won	Lost	Pct.	Finish
2004	Cedar Rapids	Midwest	75	64	.540	2nd/9th*
2005	Cedar Rapids	Midwest	65	75	.464	8th/5th
2006	Cedar Rapids	Midwest	65	74	.468	6th/4th
TOTALS (3 seasons)			205	213	.490	

* Reached playoffs



EVER MAGALLANES SINGLE-A CEDAR RAPIDS

Takes over at single-A Cedar Rapids in 2007 after leading rookie-level Tempe to Arizona League playoffs in his debut season (2006) as manager in Angels' organization...Awarded Arizona League Manager of Year honors in 2006...Managed Angels to 34-21 overall record, including a first place finish in the second half with a 18-7 record (Tempe lost the one-game playoff to Padres)...Spent 19 seasons playing professionally as a left-hand hitting shortstop...Played for five different organizations: Indians (1987-92), White Sox (1992), Rangers (1993-94), Diamondbacks (2004) and independent Mexican League (1995-2005)...Appeared in major leagues with Cleveland in 1991, going hitless in two at-bats with a walk in three games...Made major league debut, May 17, 1991...A torn right Achilles tendon shortened final playing season at Oaxaca, Mex., in 2005...

Originally drafted by Cleveland in 10th round of 1987 free agent draft...Played shortstop at Texas A&M University (College Station, TX) in 1986-87...Spent two previous seasons (1984-85) at Cerritos (CA) Community College...Helped lead team to 1985 California State JC Championship...Graduated in 1983 from Bell (CA) High School, where he played baseball (shortstop) and basketball (guard)...Has one son (Diego)...Younger brother Bobby manages Angels' single-A Cedar Rapids club...Born Nov. 6, 1965, he resides in Surprise, AZ...Full name is Everardo Magallanes.

E. MAGALLANES' MANAGERIAL RECORD

Year	Club	League	Won	Lost	Pct.	Finish
2006	Tempe	Arizona	34	21	.618	4th/1st*

* Reached playoffs

MINOR LEAGUE MANAGERS



BOBBY MITCHELL SINGLE-A RANCHO CUCAMONGA

Begins second season as manager of single-A Rancho Cucamonga in 2006...In 2006 debut season, led Quakes to 63-77 record and fourth place finish...Spent previous four seasons as Angels' roving outfield/baserunning/bunting instructor...Spent six seasons (1997-2002) in Red Sox organization as winter outfield/baserunning coach...Worked in same capacity for San Diego Padres in 1995-96 and Montreal Expos from 1992-94...Played four seasons in the major leagues with Los Angeles (1980-81) and Minnesota (1982-83), compiling a .243 lifetime batting average with 43 RBI in 202 major league games...Was a member of the 1981 World Champion Dodgers team...Set a San Antonio (double-A Texas League) franchise record with 49 stolen bases...

Drafted by Los Angeles in seventh round of June 1977 draft... Played outfield at University of Southern California (1974-77), where he was member of 1974 NCAA Championship squad...Played for U.S. National Team for three seasons (1974-76)...Married (Kim) with five children (Carrie, Ryan, Ian, Jordan and Myles) and resides in San Diego, CA...Born April 7, 1955...Full name is Robert Van Mitchell.

MITCHELL'S MANAGERIAL RECORD

Year	Club	League	Won	Lost	Pct.	Finish
2006	Rancho Cucamonga	California	63	77	.450	4th/5th



CHARLIE ROMERO DOMINICAN SUMMER LEAGUE

Begins 20th season in Angels' organization as player, coach and manager...Also runs the Angels' Dominican Baseball Academy...Owns career managerial record of 363-258 (.585) in nine seasons as manager of the Angels' San Pedro de Macoris club in the Dominican Summer League...Led 2005 DSL Angels to the 2005 East Division title...Was named the 2005 DSL Manager of the Year...Has served as hitting coach for Angels' minor leaguers at various levels: rookie-level Mesa (1991-93), single-A Cedar Rapids (1994, 1996), rookie level Butte (1997) and rookie-level Boise (1998)...The 1994 Cedar Rapids Kernels captured the Midwest League championship...Played professionally as switch-hitting centerfielder for six seasons...Originally signed by the Toronto Blue Jays in 1985...Played three seasons (1985-87) in Blue Jays' organization before signing

with the Angels as free agent, Nov. 6, 1987...Spent three seasons (1988-90) in Angels' organization, playing at single-A Quad Cities and Palm Springs...Also has extensive coaching experience in winter baseball, service as third base coach or bench coach for Azucareros and Estrellas of the Dominican League...Competed as sprinter on Dominican Olympic track Qualifying team in 1985...Has two children (Charlie and Charleen)...Born Nov. 4, 1963, he resides in La Romana, Dominican Republic...Full name is Charles Teofilo Young Romero.

ROMERO'S MANAGERIAL RECORD

Year	Club	League	Won	Lost	Pct.	Finish
1995	Angels DSL	Dominican Summer	31	39	.443	N/A
1999	Angels DSL	Dominican Summer	41	25	.621	3rd
2000	Angels DSL	Dominican Summer	37	34	.521	6th
2001	Angels DSL	Dominican Summer	45	25	.643	2nd
2002	Angels DSL	Dominican Summer	39	33	.629	3rd
2003	Angels DSL	Dominican Summer	34	30	.531	3rd
2004	Angels DSL	Dominican Summer	45	26	.679	2nd
2005	Angels DSL	Dominican Summer	44	26	.634	1st*
2006	Angels DSL	Dominican Summer	47	20	.701	2nd
TOTALS (9 seasons)			363	258	.585	

*Reached playoffs

CONGRATULATIONS PETE LAVEN!

Arkansas Assistant General Manager Pete Laven was named the 2006 Texas League Executive of the Year. He becomes only the third non-GM to earn this honor since the league first instituted the award in 1965. The Award is voted on by Texas League general managers.

In 2006, Arkansas drew 207,507 fans, the franchise's highest total in a decade. Laven was also instrumental in the Travelers' successfully hosting the 2006 Texas League All-Star Game, the celebration of 100 seasons of Travelers baseball and the final game at historic Ray Winder Field.

Originally hired as an intern for the Travelers in 1992, Pete took over as the Director of Stadium Operations in 1993 before moving on to minor league franchises in Kane County, IL; Albany, GA; and Kannapolis, NC. He returned to Arkansas in 2000 as Assistant GM/Stadium Operations and Concessions before assuming solo assistant GM responsibilities after the 2004 season.



MINOR LEAGUE STAFF



ERIK BENNETT
Arkansas
Pitching Coach



ERIC BLUM
Administration Manager,
Tempe



JIM EPPARD
Salt Lake Coach



CRAIG GREBECK
Rancho Cucamonga
Coach



GEOFF HOSTETTER
Trainer's Coordinator



KEITH JOHNSON
Arkansas Coach



FRANCISCO MATOS
Orem Coach



ERIC MUNSON
Rancho Cucamonga
Trainer



CHARLES NAGY
Salt Lake
Pitching Coach



ERIC OWENS
Cedar Rapids Coach



DAN RICABAL
Tempe Pitching Coach



ARMANDO RIVAS
Salt Lake Trainer



DICK SCHOFIELD
Tempe Coach



AARON WELLS
Orem Trainer



AARON WIEDEMAN
Assistant Clubhouse
Manager, Tempe



ZEKE ZIMMERMAN
Orem Pitching Coach

Not Pictured: Pedro Borbon, Mike Metcalfe, Dan Nichols, Ken Patterson, Brian Reinker.



MINOR LEAGUE REVIEW

The Angels' farm system concluded the 2006 season with a 386-373 (.509) record overall and 1-6 in the playoffs. Three Angels' affiliates qualified for post-season play. The Salt Lake Bees, who captured the Pacific Coast League Northern Division title, lost three of four games to the Tucson Sidewinders in the first round. The Orem Owlz, winners of the Pioneer League South Division, lost both games of the South Division championship to the Idaho Falls Chukars. The Arizona League Angels captured the second half title but lost the one game playoff against the Padres for the Arizona League Championship.

SALT LAKE BEES (81-63): In his sixth year in the Angels organization and first at Salt Lake, manager **Brian Harper** led the Bees to an 81-63 record and first place finish in the PCL Northern Division before losing in the first round of the playoffs. Salt Lake ranked fourth in the league with a .285 batting average and scored the second-most runs in the league (798). **OF Reggie Willits** led the Bees with a .327 average (fourth best in the league), 85 runs scored and .448 on-base percentage (No. 2 in PCL). **INF Dallas McPherson** led Salt Lake in home runs (17) while **OF Nick Gorneault** was tops with nine triples and 78 RBI. **C Jeff Mathis** hit a club-best 33 doubles. Salt Lake's pitching corps finished 12th in the PCL with a 4.65 ERA. **LHP Joe Saunders** (10-4, 2.67) ranked third in the league in ERA. **RHP Dustin Moseley** (13-8, 4.69) tied for the league lead in wins (with four others) and tied for second with three complete games. **Moseley** led the Bees in starts (26), innings (149.2) and strikeouts (114). **RHP Greg Jones** finished fourth with 17 saves. **Willits** and **Mathis** were selected to the PCL's Post-Season All-Star Team and **INF Howie Kendrick** was named the PCL's Rookie of the Year.

ARKANSAS TRAVELERS (51-87): The Arkansas Travelers, managed by **Tyrone Boykin** and **Keith Johnson** in 2006, concluded the season with a 51-87 overall record (27-42 for third place in the first half and 24-45 for fourth place in second half). Arkansas finished fifth in the Texas League in hitting (.268) and was tops in the league in home runs (158), stolen bases (129) and strikeouts (1078). **INF Eric Rodland** led the Travelers with a .300 average and finished fifth in the league in on-base percentage (.394). **SS Brandon Wood**, who led the league in extra-base hits (71), also finished among the league leaders in doubles (42, 2nd), home runs (25, 5th) and slugging percentage (.552, 3rd). **INF Matt Brown**, who led the Travelers in hits (151), runs scored (77), at-bats (515) and games played (134), tied for third in the league in doubles (41) and ranked fifth in extra-base hits (63). **OF Dwaine Bacon** ranked second in the league with 35 stolen bases. On the mound, Arkansas finished eighth in pitching with a 5.65 ERA, giving up a league-high 178 home runs. Three pitchers—**RHP Bill Edwards** (8-7, 5.71), **RHP Nick Green** (8-5, 4.41) and **RHP Jesse Smith** (8-13, 5.22)—led the Travels in wins. **Smith**, who ranked fifth in the league in innings pitched (160.1), also led Arkansas in starts (27) and strikeouts (94). **RHP Rich Thompson** was tops on the club with 10 saves. **Wood** was the lone Traveler named to the Texas League Post-Season All-Star Team.

RANCHO CUCAMONGA QUAKES (63-77): The Rancho Cucamonga Quakes were led by first-year manager **Bobby Mitchell** and compiled a 63-77 overall record. The Quakes were 32-38 in the first half for a fourth place finish and 31-39 in the second half (5th). Rancho Cucamonga won the league attendance crown for the 14th straight season (3,721 avg.), drawing 260,474 fans in 70 games. The Quakes ranked seventh in the California League with a .270 batting average and fourth with a 4.54 team ERA, leading the league in complete games (4) and shutouts (10, tied). **SS Sean Rodriguez**, who led the club in average (.301), runs (78) and doubles (29, tied), finished second in the league with 24 home runs and tied for third with a .543 slugging percentage. He was selected to the league's post-season All-Star Team. **C Michael Collins** was the Quakes' leader in games (125), at-bats (477), hits (139), doubles (29, tied) and RBI (82). **INF Nate Sutton** was tops in triples (8) and **INF Freddy Sandoval** led in stolen bases (30). On the mound, **RHP Jose Arredondo** (5-6, 2.30 ERA), who spent the first half of the season at Rancho Cucamonga, led the club with 115 strikeouts and also earned post-season All-Star honors. **RHP Fernando Rodriguez** (11-8, 4.57 ERA) led the league in innings pitched (163.1) and was first on the Quakes in wins (tied for third in the league) and starts (27). **RHP Kevin Jepsen** finished with a club-best 16 saves and 47 appearances.

CEDAR RAPIDS KERNELS (65-74): Cedar Rapids, led by third-year manager **Bobby Magallanes**, compiled a 65-74 overall mark in 2006. The Kernels went 31-39 in the first half (6th) and 34-35 in the second half (4th). The Kernels, who batted .245 as a team, were led offensively by **OF Jordan Renz**, who led the Midwest League in home runs (24) and tied for third in RBI (86). **INF Hainley Statia** led Cedar Rapids with a .297 batting average (No. 9 in the league) and 31 doubles. **OF Brad Coon** stole a league-best 55 bases and finished fourth in runs scored (79) and tied for third in triples (8, along with teammate Flint Wipke). **Coon** also led the Kernels in games (124), at-bats (457) and hits (127). On the mound, Cedar Rapids ranked sixth in the league with a 3.57 ERA and led the league with eight complete games. **RHP Stephen Marek** owned the league's best ERA (1.96), going 10-2 in 19 starts and earning Post-Season All-Star honors. **RHP Tommy Mendoza** (11-8, 4.17) led the Kernels in wins, starts (27), innings pitched (170.2, No. 3 in league) and strikeouts (134). **RHP Ryan Aldridge** finished third in the league with 24 saves and pitched in a club-high 50 games.

OREM OWLZ (45-31): Under manager **Tom Kotchman**, the Orem Owlz won the South Division in the first (23-15) and second (21-15) halves of the Pioneer League. Orem compiled a 45-31 overall record and lost both games of the division playoffs. The Owlz, who led the Pioneer League in pitching (3.65 ERA), had the top two pitchers in the league: **RHP Sean O'Sullivan** (4-0, 2.14 ERA) and **RHP David Herndon** (5-2, 2.21 ERA). **RHP Trevor Bell** (4-2, 3.50), who ranked eighth in ERA, led the league in innings pitched (82.1). **RHP Felipe Arredondo** finished second in the league with 11 saves and 27 appearances (tied). **RHP Jeremy Haynes**, who led the Owlz with 68 strikeouts, ranked second in the league with 41 walks allowed. Offensively, Orem had a .257 average and tied for the league with 2614 at-bats. **OF Chris Pettit**, who led the league with 25 doubles, also finished among the league leaders in average (.336, 15th), RBI (54, 4th), on-base (.445, 3rd) and slugging (.566, 3rd) percentages and extra-base hits (35, 2nd). **INF Ryan Mount**, who ranked third in the league with 54 runs scored, also led the Owlz in at-bats (277), hits (79) and home runs (9). **O'Sullivan** and **Pettit** were Pioneer League All-Stars and **Kotchman** was co-Manager of the Year.

ARIZONA ANGELS (34-21): The Angels, under first-year manager **Ever Magallanes**, compiled a 34-21 overall record in the Arizona League, capturing the second half title with a 19-8 record (15-13 in first half, 4th). The Angels lost to the Padres in the League Championship game. The Angels, who led the league with a 3.39 ERA and seven shutouts and allowed the fewest hits (449), had the league's top two pitchers: **RHP Vladimir Veras** (8-2, 1.35) and **RHP Tim Schoeninger** (6-2, 1.79). **Veras** also led the league in wins (**Schoeninger** tied for third in wins and ranked second with 64 strikeouts and 75.1 innings). **RHP Pedro Herrera** tied for second with six saves. The Angels, who compiled a .271 batting average (5th), were led offensively by **INF Matt Sweeney**, who posted club-bests in average (.341, No. 4 in league), RBI (39, T4th), hits (58, 3rd), triples (7, T2nd), extra-base hits (23, T3rd) and slugging percentage (.576, 2nd). **INF Alex Fonseca** hit .316 (8th in league) and ranked third with 13 doubles. **Sweeney** and **Veras** were selected to the Arizona League All-Star Team and **Magallanes** was Manager of the Year.

DOMINICAN ANGELS (47-20): The Angels, under manager **Charlie Romero**, went 47-20 and finished second in the San Pedro de Macoris Division (falling one game shy of the playoffs). The Angels led the league in pitching with a 1.75 ERA and ranked 11th in hitting (.242). **RHP Juan Chevalier** (5-0, 1.31 ERA) ranked No. 8 in the league in ERA. **RHP Francis Cabrera** (6-2, 2.28 ERA) led the club in innings (83) and strikeouts (76). **RHP Robin Molina** (7-2, 1.76 ERA) was tops in wins. Offensively, **INF Jasper Puga** and **OF Yancarlos Paulino** hit a club-high .280. **Puga** led the Angels in hits (53) and RBI (28). **Paulino** and **INF Ivan Contreras** tied for an Angels-best 39 runs scored. **Contreras** also finished second in the league with 10 triples.



MINOR LEAGUE AWARDS & HONORS

ANGELS ORGANIZATIONAL PLAYERS OF THE YEAR

Minor League Player of the Year	SS Sean Rodriguez
Minor League Pitcher of the Year	LHP Joe Saunders
Minor League Defensive Player of the Year	C Jeff Mathis

ANGELS MONTHLY HONORS

APRIL

Player of the Month	INF Mike Eylward (.367, 12 2B, 1 3B, 2 HR, 21 RBI)
Pitcher of the Month	RHP Rafael Rodriguez (3-0, 0.53 ERA)
Defensive Player of the Month	OF Tommy Murphy (1.000, 0 E, 45 TC)

MAY

Player of the Month	INF Kendry Morales (.408, 6 2B, 1 3B, 2 HR, 18 RBI)
Pitcher of the Month	RHP Jered Weaver (2-0, 0.32 ERA)
Defensive Player of the Month	OF Reggie Willits (N/A)

JUNE

Player of the Month	INF Howie Kendrick (.387, 10 2B, 3 3B, 9 HR, 27 RBI)
Pitcher of the Month	LHP Joe Saunders (3-1, 1.77 ERA)
Defensive Player of the Month	INF Howie Kendrick (N/A)

JULY

Player of the Month	INF Sean Rodriguez (.355, 10 2B, 1 3B, 6 HR, 16 RBI)
Pitcher of the Month	RHP Tommy Mendoza (4-1, 2.88 ERA)
Defensive Player of the Month	C Jeff Mathis (2 E)

AUGUST

Player of the Month	INF Mike Eylward (.361, 5 2B, 4 HR, 22 RBI)
Pitcher of the Month	RHP Marcus Gwyn (1-0, 0.66 ERA, 4 SV)
Defensive Player of the Month	INF Casey Smith (2 E)

ANGELS INDIVIDUAL HONORS

Nick Adenhardt, RHP	Midwest League Post-Season All-Star Team Midwest League All-Star Game Selection MLB Futures Game Selection (U.S. Team) USA Baseball Olympic Qualifying Team Member
Felipe Arredondo, RHP	Pioneer League Pitcher of the Week, July 24-30 Pioneer League All-Star Honorable Mention
Jose Arredondo, RHP	Texas League Pitcher of the Week, July 3-9 California League Post-Season All-Star Team California League All-Star Game
Trevor Bell, RHP	Pioneer League All-Star Honorable Mention
Peter Bourjos, OF	Pioneer League All-Star Honorable Mention
Tyrone Boykin, MGR	Texas League All-Star Game
Matt Brown, INF	Texas League Player of the Week, July 10-16
Michael Collins, C	California League All-Star Game
Mike Eylward, INF	Organization Player of the Month, August Organization Player of the Month, April
Karl Gelinas, RHP	California League Pitcher of the Week, July 24-30
Marcus Gwyn, RHP	Organization Pitcher of the Month, August
Jeremy Haynes, RHP	Pioneer League Pitcher of the Week, Aug. 21-27
Nathan Haynes, OF	Texas League Player of the Week, July 17-23
David Herndon, RHP	Pioneer League All-Star Honorable Mention



MINOR LEAGUE AWARDS & HONORS

Howie Kendrick, INF	Organization Defensive Player of the Month, June Organization Player of the Month, June Pacific Coast League Player of the Week, May 29-June 4 Pacific Coast League Rookie of the Year Triple-A All-Star Game Selection MLB Futures Game Selection (U.S. Team)
Tom Kotchman, MGR	Pioneer League Co-Manager of the Year
Ever Magallanes, MGR	Arizona League Manager of the Year
Stephen Marek, RHP	Midwest League All-Star Game Selection
Jeff Mathis, C	Organization Defensive Player of the Month, July Pacific Coast League Post-Season All-Star Team Triple-A All-Star Game Selection (not available)
Tommy Mendoza, RHP	Organization Pitcher of the Month, July Texas League Pitcher of the Week, June 26-July 2
Kendry Morales, INF	Organization Player of the Month, May Pacific Coast League Player of the Week, May 15-21
Robert Mosebach, RHP	Midwest League Pitcher of the Week, May 1-7
Ryan Mount, INF	Pioneer League All-Star Honorable Mention
Tommy Murphy, OF	Organization Defensive Player of the Month, April
Kasey Dlenberger, RHP	Pacific Coast League Pitcher of the Week, May 8-14
Sean O'Sullivan, RHP	Pioneer League All-Star Team
Aaron Peel, OF	Texas League Player of the Week, Aug. 7-13
Chris Pettit, OF	Pioneer League Post-Season All-Star Team
Jordan Renz, OF	Midwest League Player of the Week, May 8-14 & Aug. 7-13 Midwest League All-Star Game Selection
Eric Rodland, INF	Texas League All-Star Game Participant
Francisco Rodriguez, RHP	California League Pitcher of the Week, May 8-14
Rafael Rodriguez, RHP	Organization Pitcher of the Month, April California League Pitcher of the Week, April 6-16
Sean Rodriguez, INF	Organization Player of the Month, July California League Player of the Week, June 12-18 California League Post-Season All-Star Team California League All-Star Game
Joe Saunders, LHP	Organization Pitcher of the Month, June Triple-A All-Star Game Selection
Steven Shell, RHP	Pacific Coast League Pitcher of the Week, June 12-18
Casey Smith, INF	Organization Defensive Player of the Month, August
Hainley Statia, INF	Midwest League All-Star Game Selection
Nate Sutton, INF	California League Player of the Week, July 10-16
Matt Sweeney, INF	Arizona League All-Star Team
Vladimir Veras, RHP	Arizona League All-Star Team
Jered Weaver, RHP	Organization Pitcher of the Month, May Pacific Coast League Pitcher of the Week, June 19-25 Triple-A All-Star Game Selection (not available)
Reggie Willits, OF	Organization Defensive Player of the Month, May Pacific Coast League Post-Season All-Star Team
Brandon Wood, INF	Texas League Player of the Week, June 26-July 2 Texas League Post-Season All-Star Team Texas League All-Star Game Participant ISA Baseball Olympic Qualifying Team Member



SALT LAKE BEES

Minor League statistics to date are not subject to Major League Baseball verification

W-L Record: 81-63

BATTERS	AVG	G	AB	R	H	2B	3B	HR	RBI	BB	IBB	SO	SB	CS	OBP	SLG	OPS	GI		--- GAMES BY POSITION ---											
																		SF	SAC	HBP	DP	1B	2B	3B	SS	OF	C	E			
Aspito, Jason	.238	57	172	21	41	4	2	6	27	13	0	45	1	2	.306	.390	.695	3	1	5	4	0	0	0	0	81	0	0	50	0	3
Aybar, Erick	.283	81	339	63	96	20	3	6	45	21	2	36	32	18	.327	.413	.740	4	1	3	5	0	0	0	0	0	81	0	0	22	
Blakely, Darren	.207	31	87	11	18	3	0	3	9	2	0	26	1	0	.250	.345	.595	3	1	4	1	0	0	0	0	0	28	0	1	0	
Bootcheck, Chris	.1	0	0	0	0	0	0	0	0	0	0	0	0	0				0	0	0	0	0	0	0	0	0	0	0	0	1	
Budde, Ryan	.233	72	215	32	50	15	0	8	33	22	1	55	1	1	.324	.414	.738	0	0	7	8	12	0	0	0	0	0	0	38	6	
Erstad, Darin	.100	7	30	0	3	0	0	0	3	1	0	2	1	0	.129	.100	.229	0	0	0	0	0	0	0	0	0	0	0	5	0	0
Eylward, Mike	.314	109	405	57	127	22	0	8	63	43	2	60	1	6	.389	.427	.816	3	1	9	12	51	0	40	0	0	0	0	11		
Gorneault, Nick	.283	107	407	66	115	25	9	15	78	38	0	106	6	4	.343	.499	.842	5	0	2	8	0	0	0	0	0	92	0	5		
Haynes, Nathan	.228	16	57	7	13	1	2	1	11	4	0	15	3	2	.286	.368	.654	1	2	1	0	0	0	0	0	0	15	0	0	0	
Infante, Larry	.000	2	2	0	0	0	0	0	0	0	0	1	0	0	.000	.000	.000	0	0	0	0	0	0	1	0	0	0	0	0	0	
Izturis, Maicer	.306	9	36	5	11	5	1	0	5	5	0	5	1	0	.372	.500	.872	2	0	0	0	0	0	1	2	6	0	0	2		
Kendrick, Howie	.369	69	290	57	107	25	6	13	62	12	1	48	11	3	.408	.631	.039	1	1	8	2	59	7	0	0	0	0	0	5		
Kotchman, Casey	.000	3	7	0	0	0	0	0	1	1	0	1	0	0	.125	.000	.125	0	0	0	1	2	0	0	0	0	0	0	0	1	
Mathis, Jeff	.289	99	384	62	111	33	3	5	45	26	1	75	3	1	.333	.430	.763	5	0	2	6	0	0	0	0	0	0	0	83	6	
McPherson, Dallas	.250	56	208	35	52	11	5	17	45	15	0	88	3	1	.307	.596	.904	4	0	4	0	17	0	25	0	0	0	7			
Morales, Kendry	.320	66	256	41	82	13	1	12	52	14	0	40	0	3	.359	.520	.879	1	0	2	6	51	0	0	0	0	0	0	1		
Murphy, Tommy	.302	73	285	43	86	16	3	7	36	19	2	62	6	13	.351	.453	.803	1	2	3	1	0	0	0	0	0	71	2	0		
Myers, Corey	.263	52	156	23	41	5	0	2	12	19	0	29	1	1	.345	.333	.678	1	0	1	3	18	3	20	0	0	0	8			
Napoli, Mike	.244	21	78	12	19	6	0	3	10	8	0	29	1	1	.344	.436	.780	0	0	4	0	3	0	0	0	0	0	18	1		
Nieves, Abel	.111	3	9	1	0	0	0	0	0	1	0	2	0	1	.200	.111	.311	0	0	0	1	0	0	0	0	3	0	0	2		
Pavchovich, Adam	.246	104	317	40	78	16	2	11	46	35	0	66	7	6	.320	.413	.733	8	3	3	11	23	51	3	28	1	15				
Pride, Curtis	.311	87	273	54	85	18	0	8	44	54	3	75	21	6	.424	.465	.889	2	1	1	10	1	0	0	0	62	0	3			
Remole, Clifton	.214	4	14	2	3	0	0	0	1	0	0	3	0	0	.214	.214	.429	0	0	0	0	4	0	0	0	0	0	1			
Rivera, Juan	.556	2	9	3	5	3	0	1	6	1	0	0	0	0	.600	.222	.822	0	0	0	1	0	0	0	0	1	0	2			
Rodriguez, Sean	.000	1	2	0	0	0	0	0	0	0	0	2	0	0	.000	.000	.000	0	0	0	0	0	0	0	0	1	0	0			
Rosario, Anderson	.118	18	17	0	2	0	0	0	0	0	0	11	0	1	.118	.118	.235	0	0	0	1	0	0	0	0	0	16	0			
Smith, Casey	.280	110	397	62	111	27	4	4	55	21	1	57	4	8	.319	.398	.717	4	8	4	6	0	49	11	53	0	0	15			
Specht, Brian	.269	28	93	16	25	3	1	3	13	11	0	22	7	1	.346	.419	.766	0	1	0	1	0	15	5	5	4	0	3			
Willits, Reggie	.327	97	352	85	115	18	4	3	39	77	2	50	31	15	.448	.426	.874	2	4	2	5	0	0	0	0	96	0	4			
Team Total	.285	4897	1397	46	741	15	142	352	798	144	94	446	50	65	1.12	1.42	2.66	26	93	141	278	4876	45	39	144	137					

MINOR LEAGUE SYSTEM

PITCHERS	W-L	ERA	G	GS	CG	SHD	SV	SVO	IP	H	R	ER	HR	HB	BB	IBB	SO	BK	WP	GO/ABO	DP	WHIP	AVG	AB	TBF	SF	GF	HD	
																													Aspito, Jason
Bland, Nate	7-6	5.57	33	15	0	0	0	2	108.1	134	83	67	14	4	27	1	81	2	7	1.33	14	1.49	.306	438	481	7	2	1	
Bootcheck, Chris	4-3	6.72	40	5	0	0	1	3	65.2	84	56	49	10	6	34	0	43	0	5	1.31	9	1.80	.318	264	308	3	14	5	
Bulger, Jason	2-2	4.72	27	0	0	0	4	5	34.1	30	19	18	0	4	15	0	44	0	2	2.37	5	1.31	.233	129	151	1	16	3	
Colon, Bartolo	0-1	6.17	2	2	0	0	0	0	11.2	14	8	4	1	2	0	3	0	0	1.20	2	1.37	.311	45	49	0	0	0		
Cruz Chavez, Raf.	0-0	11.81	5	0	0	0	0	0	5.1	8	7	7	3	0	1	0	4	0	1	1.17	1	1.69	.348	23	24	0	3	0	
Davidson, Dan	1-2	5.79	4	4	1	0	0	0	23.1	32	16	15	3	0	6	0	17	0	1	0.79	1	1.63	.323	99	105	0	0	0	
Gelinas, Karl	0-0	3.60	1	1	0	0	0	0	5.0	5	2	2	1	0	0	0	1	0	2.00	1	1.00	.278	18	18	0	0	0		
Gregg, Kevin	1-0	0.00	3	2	0	0	0	0	10.0	5	0	0	0	0	4	0	8	0	1.86	0	0.90	.152	33	37	0	0	1		
Gwyn, Marcus	3-1	3.65	50	0	0	0	6	7	66.2	66	33	27	6	4	30	0	56	0	16	2.00	7	1.44	.257	257	295	1	22	6	
Heaverlo, Jeff	2-4	7.14	20	6	0	0	0	2	51.2	62	51	41	9	0	36	0	34	0	3	2.42	9	1.90	.304	204	243	0	4	0	
Hensley, Matt	2-1	5.40	20	0	0	0	2	2	33.1	41	24	20	3	2	11	0	27	1	3	0.79	5	1.56	.308	133	147	1	5	3	
Jones, Greg	5-6	4.25	47	0	0	0	17	24	55.0	52	28	26	7	1	19	2	45	0	10	0.74	4	1.29	.252	206	233	6	44	2	
Moseley, Dustin	13-8	4.69	26	26	3	0	0	0	149.2	164	89	78	18	8	51	0	114	2	7	1.80	16	1.44	.283	579	646	5	0	0	
Olenberger, Kasey	7-5	5.10	25	22	0	0	0	0	121.2	131	79	69	16	7	48	0	72	2	6	0.75	12	1.47	.274	478	538	3	1	0	
Rouwenhorst, Jon	6-7	4.32	50	7	0	0	1	5	89.2	96	47	43	12	4	38	1	65	0	2	1.47	13	1.49	.274	350	397	3	10	8	
Saunders, Steve	10-4	2.67	21	20	1	1	0	0	135.0	117	44	40	12	3	38	0	97	0	2	1.86	18	1.15	.234	501	545	1	1	0	
Shell, Steven	5-9	6.16	24	22	0	0	0	0	122.2	156	91	84	16	12	32	0	82												

ARKANSAS TRAVELERS

W-L Record: 51-87

BATTERS	GI																				— GAMES BY POSITION —									
	AVG	G	AB	R	H	2B	3B	HR	RBI	BB	IBB	SO	SB	CS	OBP	SLG	OPS	SF	SAC	HBP	DP	1B	2B	3B	SS	OF	C	E		
Aspto, Jason	.266	60	214	33	57	10	0	11	30	18	0	37	3	5	.354	.467	.821	2	1	12	5	0	0	0	0	0	40	0	4	
Bacon, Dwaine	.215	93	339	42	73	15	4	5	28	37	0	81	35	11	.297	.327	.624	2	8	3	1	0	0	0	0	0	91	0	9	
Blakely, Darren	.150	7	20	0	3	0	0	0	1	3	0	4	0	0	.280	.150	.430	1	0	1	0	0	0	0	0	6	0	0	0	
Brown, Matthew	.293	134	515	77	151	41	3	19	79	47	0	108	7	6	.362	.495	.858	2	2	10	8	0	0	0	129	0	0	0	27	
Day, Devin	.168	52	173	21	29	8	0	2	14	10	0	52	2	3	.237	.249	.485	1	1	6	4	0	19	10	5	16	0	10		
Del Chiaro, Brent	.161	54	180	16	29	3	0	5	18	11	0	75	1	0	.222	.261	.483	0	5	3	2	0	0	0	0	0	0	54	2	
Duff, Tim	.111	8	27	1	3	1	0	0	1	1	0	9	0	0	.143	.148	.291	0	0	0	0	0	0	0	0	0	0	7	1	
Evans, Terry	.309	52	188	48	58	9	2	11	22	18	1	56	11	6	.385	.553	.938	1	0	6	4	0	0	0	0	0	48	0	1	
Evans, Terry	.308	73	263	61	81	13	2	18	42	21	1	77	16	7	.380	.578	.958	2	0	11	4	0	0	0	0	0	48	0	1	
Eylward, Mike	.365	26	104	16	38	12	1	5	25	7	1	13	2	2	.407	.644	.1051	1	2	1	3	10	0	0	0	0	0	0	0	
Gates, David	.207	35	121	16	25	6	2	5	15	14	1	46	2	0	.329	.413	.742	0	1	8	0	0	0	0	0	0	0	21	0	
Haynes, Nathan	.280	52	207	38	58	14	3	2	19	22	1	49	18	10	.351	.406	.756	1	3	1	5	0	0	0	0	0	0	51	0	4
Pali, Matt	.232	96	345	39	80	13	0	9	45	20	0	70	7	3	.277	.348	.625	1	2	2	7	58	0	0	0	0	34	0	6	
Peel, Aaron	.285	123	495	67	141	37	4	16	66	28	1	105	13	11	.344	.473	.816	3	4	18	8	0	0	0	0	0	119	0	3	
Porter, Gregory	.298	118	440	73	131	28	0	20	71	26	2	103	4	3	.342	.498	.840	4	0	6	12	74	0	0	0	0	0	0	0	9
Rodland, Eric	.300	118	397	64	119	22	2	8	51	58	0	54	2	5	.394	.426	.820	3	3	6	8	0	116	0	0	0	0	0	14	
Rodriguez, Sean	.354	18	65	16	23	5	0	5	9	11	0	18	0	3	.462	.662	.123	0	1	2	1	0	0	0	0	18	0	0	6	
Smith, Casey	.179	9	28	3	5	1	0	1	3	3	0	2	2	0	.258	.321	.579	0	1	0	1	0	5	1	1	0	0	1		
Wilson, Bobby	.286	103	374	45	107	26	0	9	53	33	2	47	1	6	.350	.428	.778	2	4	5	7	0	0	0	0	0	0	81	9	
Wood, Brandon	.276	118	453	74	125	42	4	25	83	54	1	149	19	3	.355	.552	.907	8	1	6	10	0	0	115	0	0	115	0	27	
Team Total	.268	139	4685	689	1255	293	158	633	421	10	1078	77	.442	32	.339	.781	39	86											145	

PITCHERS	MINOR LEAGUE SYSTEM																												
	W-L	ERA	G	GS	CG	SHO	SV	SVO	IP	H	R	ER	HR	HB	BB	IBB	SO	BK	WP	GO/AO	DP	WHIP	AVG	AB	TBF	SF	GF	HD	
Arredondo, Jose	2-3	6.53	11	1	1	0	0	60.2	80	47	44	8	1	22	0	48	0	6	1.08	5	1.68	.317	252	280	3	0	0	0	
Aspto, Jason	0-0	0.00	1	0	0	0	0	1.0	0	0	0	0	0	0	0	0	0	0	0.50	0	0.00	.000	3	3	0	1	0	0	
Bittner, Tim	2-2	6.97	17	0	0	0	1	20.2	27	18	16	1	2	19	0	17	0	2	2.27	5	2.23	.342	79	105	3	0	2	0	
Buckley, Allen	1-2	4.84	10	0	0	0	2	22.1	25	12	12	5	2	13	2	19	0	2	1.45	2	1.70	.287	87	104	0	8	0		
Davidson, Dan	2-8	5.64	29	16	0	0	2	113.1	146	81	71	13	4	43	0	62	0	5	1.03	12	1.67	.319	457	520	10	6	0		
Day, Devin	0-0	0.00	1	0	0	0	0	1.0	1	0	0	0	0	0	0	0	0	0.50	0	1.00	.250	4	4	0	1	0			
Edens, Kyle	3-3	6.46	25	1	0	0	1	2	47.1	69	40	34	6	0	30	1	32	0	2	1.15	5	2.09	.345	200	234	4	9	0	
Edwards, Bill	8-7	5.71	52	0	0	4	9	80.1	94	59	51	5	11	39	0	45	0	5	1.45	16	1.86	.302	311	368	5	29	2		
Gonzalez, Miguel	0-2	3.88	31	0	0	0	4	5	53.1	41	23	23	8	0	17	0	38	0	1.10	10	1.09	.214	192	209	0	19	2		
Green, Nick	8-5	4.41	17	17	0	0	0	112.1	115	64	55	23	2	21	0	77	1	4	0.58	7	1.21	.268	429	463	9	0	0		
Gwyn, Marcus	0-0	0.00	1	0	0	1	1	1.0	1	0	0	0	0	0	0	1	0	0	1.00	0	1.00	.250	4	4	0	1	0		
Heaverlo, Jeff	0-1	1.04	5	0	0	0	0	8.2	8	3	1	0	1	2	0	6	0	1.33	1	1.15	.250	32	35	0	3	1			
Holcomb, James	0-7	5.46	13	13	0	0	0	62.7	75	51	38	6	8	20	0	42	1	3	1.10	6	1.52	.301	249	288	7	0	0		
Hunter, Chris	4-14	7.45	25	25	0	0	0	125.2	168	113	104	21	9	69	0	49	2	13	1.25	15	1.89	.326	516	602	6	0	0		
Pali, Matt	0-0	13.50	2	0	0	0	0	1.1	2	2	2	1	0	2	0	2	0	0	0.00	0	3.00	.333	6	8	0	2	0		
Pullin, Aaron	2-0	4.70	28	0	0	0	1	4	46.0	46	25	24	5	5	27	1	28	0	4	1.13	5	1.59	.263	175	212	3	9	2	
Rodriguez, Rafael	5-10	6.63	24	24	0	0	0	133.0	175	111	98	28	7	55	0	83	1	12	1.33	18	1.73	.321	545	615	5	0	0		
Shell, Steven	1-2	4.00	3	3	0	0	0	18.0	20	12	8	1	1	4	0	10	0	0	0.95	3	1.33	.286	70	75	0	0	0		
Simard, Michel	0-1	6.42	16	2	0	0	0	33.2	46	27	24	5	2	17	0	24	0	4	1.14	3	1.87	.317	165	164	0	5	0		
Smith, Jesse	8-13	5.22	28	27	2	0	0	160.1	199	113	93	24	14	64	0	94	0	10	1.64	20	1.64	.309	644	737	7	0	0		
Thompson, Rich	3-4	5.13	42	0	0	0	10	11	66.2	52	39	38	13	4	27	0	60	1	6	0.76	5	1.19	.218	239	276	4	30	2	
Zimmermann, Bob	2-3	6.11	34	0	0	0	5	5	45.2	44	32	31	5	3	35	1	26	0	2	0.75	3	1.73	.260	169	214	4	11	3	
Team Total	51-87	5.65	139	3	26	1215.0	872	178	526	763	80	141	2.98	5520	136													70	12

COMING ATTRACTIONS

For the fifth consecutive season, *Baseball America* has ranked the Angels' Minor League talent in the publication's Top 5 in all of baseball. The Angels are the only organization to be ranked in the Top 5 by the publication in each of the last five seasons (2003 - #5, 2004 - #3, 2005 - #1, 2006 - #4, 2007 - #4). The publications' Top 10 Prospects Report ranks the Angels organizational players in the following order:

1. Brandon Wood, ss
2. Nick Adenhardt, rhp
3. Erick Aybar, ss
4. Young-Il Jung, rhp
5. Stephen Marek, rhp
6. Hank Conger, c
7. Jeff Mathis, c
8. Sean Rodriguez, ss/2b
9. Sean O'Sullivan, rhp
10. Tommy Mendoza, rhp



RANCHO CUCAMONGA QUAKES

W-L Record: 63-77

BATTERS	AVG	G	AB	R	H	2B	3B	HR	RBI	BB	IBB	SO	SB	CS	OBP	SLG	OPS	SF	SAC	HBP	GAMES BY POSITION											
																					DP	1B	2B	3B	SS	OF	C	E				
Collins, Michael	.291	125	477	61	139	29	1	7	82	29	1	74	9	9	3.71	.400	.771	3	1	33	9	24	0	0	0	0	0	72	14			
Day, Devin	.273	10	33	4	9	4	0	0	7	5	0	9	0	1	.368	.394	.762	0	0	0	0	6	0	4	0	0	0	2	2			
Duff, Tim	.267	36	116	12	31	5	0	1	10	11	0	31	0	2	.348	.336	.685	1	1	4	2	0	0	0	0	0	0	36	1			
Erstad, Darin	.214	7	14	4	3	0	0	0	0	4	0	2	0	0	.389	.214	.603	0	0	0	0	6	0	0	0	0	0	0	0			
Fuller, Cody	.284	109	352	65	100	23	5	5	36	31	0	91	9	10	.378	.420	.799	1	8	23	7	0	0	0	0	0	107	0	0			
Johnson, Ben	.252	99	353	57	89	20	2	19	60	34	1	83	5	0	.330	.482	.812	2	0	8	10	11	0	0	0	0	12	35	10			
Leahy, Ryan	.260	78	281	32	73	13	0	1	41	35	0	46	3	6	.351	.317	.667	3	7	6	9	0	41	31	8	0	0	12				
Leblanc, Josh	.242	105	372	59	90	19	6	4	45	44	0	109	22	7	.330	.358	.688	2	4	6	7	0	0	0	0	0	104	0	9			
Lopez, Baltazar	.300	58	200	26	60	9	1	3	25	20	0	54	1	2	.366	.400	.766	2	0	2	4	35	0	0	0	0	0	0	2			
Nieves, Abel	.000	4	6	0	0	0	0	0	0	0	0	3	0	0	.000	.000	.000	0	0	0	0	2	1	1	0	0	0	0	0			
Pali, Matt	.242	24	91	12	22	1	0	3	16	6	1	17	0	1	.297	.352	.649	2	0	2	2	3	0	0	0	0	15	0	1			
Pete, Mike		1	0	0	0	0	0	0	0	0	0	0	0	0				0	0	0	0	0	0	0	0	0	0	0	3			
Reilly, Patrick	.271	100	373	63	101	21	7	14	64	23	0	101	5	3	.328	.477	.805	3	2	10	6	4	0	0	0	0	72	0	1			
Remole, Clifton	.267	105	397	50	106	13	2	4	41	21	0	44	0	5	.310	.340	.650	1	5	4	10	69	0	0	0	0	29	0	9			
Rodriguez, Sean	.301	116	455	78	137	29	5	24	77	47	0	124	15	3	.377	.545	.922	6	3	12	9	0	0	0	0	0	113	1	0	9		
Sandoval, Freddy	.258	113	434	60	112	28	2	5	54	59	0	98	30	8	.343	.366	.709	8	7	1	14	0	1	110	0	0	0	23				
Statia, Hainley	.300	18	60	8	18	2	1	0	8	8	0	7	1	1	.386	.367	.752	1	0	1	2	0	0	0	0	0	16	0	0	2		
Sutton, Tom	.278	118	442	75	123	16	8	12	46	46	1	77	27	7	.351	.432	.783	1	5	4	8	103	0	0	0	0	0	0	19			
Toussaint, Drew	.242	108	372	47	90	25	1	12	42	35	0	119	2	2	.325	.411	.737	0	1	11	9	0	0	0	0	0	105	0	9			
Team Total	.270	4828	1303	41	654	114	4	654	4	1089	129	446	67	3.411	.757	1.757	36	44	108	0	180	0	0	0	0	0	0	0	0	0		

PITCHERS	W-L	ERA	G	GS	CG	SHO	SV	SVO	IP	H	R	ER	HR	HB	BB	IBB	SO	BK	WP	GO/AO	DP	WHIP	AVG	AB	TBF	SF	GF	HD		
Adenhardt, Nick	5-2	3.78	9	9	0	0	0	52.1	51	23	22	1	3	16	0	46	1	2	2.45	6	1.28	.258	198	219	1	0	0			
Aldridge, Richard	0-0	9.00	5	0	0	1	1	4.0	5	4	4	0	1	6	0	6	0	1	1.33	1	2.75	.333	15	23	1	3	0			
Amedondo, Jose	5-6	2.30	15	0	0	0	0	90.0	62	28	23	4	6	35	0	115	0	6	0.99	7	1.08	.198	313	360	5	0	0			
Beck, Bradley	1-2	2.10	26	0	0	1	3	30.0	20	7	7	1	3	8	1	18	0	1	1.28	4	0.93	.196	102	115	0	8	3			
Colon, Bartolo	0-0	0.00	1	1	0	0	0	4.0	2	0	0	0	1	0	3	0	0	0	0.29	0	0.75	.154	13	14	0	0	0			
Cruz Chavez, Rafael	2-1	7.25	24	0	0	0	0	36.0	54	31	29	2	3	4	0	10	0	1	0.88	2	1.61	.353	153	165	5	4	1			
DeLoizaga-Carney, F.	1-3	4.06	23	0	0	3	7	37.2	38	19	17	2	4	23	2	32	0	3	0.98	1	1.62	.259	147	179	2	6	5			
Diaz, Amalio	3-0	1.52	4	4	0	0	0	23.2	24	4	4	1	0	5	0	10	0	1	1.14	1	1.23	.264	91	97	0	0	0			
Gelinas, Karl	3-8	5.68	16	15	1	1	0	1	90.1	115	63	57	12	2	17	0	52	0	6	1.09	7	1.46	.309	372	394	2	1	0		
Gonzalez, Miguel	1-0	1.71	14	0	0	0	1	26.1	17	5	5	2	1	2	0	24	0	0	0.70	1	0.72	.173	98	102	0	3	4			
Green, Nick	5-3	4.15	11	11	1	0	0	65.0	77	31	30	9	2	19	0	57	0	2	1.08	3	1.48	.291	265	287	0	0	0			
Hawkins, Daniel	1-1	8.38	19	0	0	0	0	29.0	45	31	27	3	4	17	0	10	1	5	1.14	4	2.14	.366	123	148	4	6	3			
Herrera, Pedro	0-1	2.84	6	0	0	0	0	6.1	6	4	2	0	0	0	5	5	0	0	0.88	1	1.74	.231	26	31	0	1	0			
Jepsen, Kevin	4-4	3.58	47	0	0	0	16	22	50.1	51	26	20	2	4	34	2	46	0	6	1.68	4	1.69	.270	189	237	3	41	0		
Leahy, Ryan	0-0	0.00	2	0	0	0	0	2.0	0	0	0	0	0	2	0	0	0	0	0.20	0	1.00	.000	7	9	0	2	0			
Lynch, Kevin	2-3	2.40	45	0	0	0	1	4	56.1	41	18	15	3	2	25	1	53	1	4	1.28	3	1.17	.206	199	234	3	14	8		
Marek, Stephen	2-3	3.94	6	6	0	0	0	32.0	26	14	14	4	2	13	0	33	0	2	1.00	0	1.22	.230	113	132	1	0	0			
Mosebach, Robert	1-1	6.35	4	4	0	0	0	22.2	23	17	16	1	4	8	0	15	0	1	2.00	2	1.37	.258	89	101	0	0	0			
Ortega, Anthony	0-1	2.08	5	1	0	0	1	8.2	9	6	2	0	0	5	0	5	0	0	1.10	2	1.62	.281	32	37	0	3	1			
Pali, Matt	0-0	0.00	1	0	0	0	0	0.1	0	0	0	0	0	0	0	1	0	1	0.00	0	0.00	.000	2	2	0	1	0			
Pete, Mike	2-1	5.80	26	0	0	0	0	2	35.2	43	27	23	3	1	24	1	17	0	7	2.06	7	1.88	.293	147	173	1	8	2		
Possey, Micah	4-10	5.65	32	19	0	0	0	1	121.0	154	95	76	15	10	70	1	61	1	7	1.39	19	1.85	.317	486	579	9	2	3		
Pullin, Aaron	0-1	3.90	22	0	0	0	1	3	27.2	27	16	12	6	0	11	0	18	0	1	1.06	2	1.37	.250	108	122	1	8	2		
Rodriguez, Fran.	5-13	5.47	26	25	1	1	0	0	133.1	158	95	81	11	13	68	0	83	0	10	1.35	19	1.70	.300	526	617	4	0	0		
Rodriguez, Rafael	3-0	0.53	3	3	0	0	0	0	17.0	15	1	1	0	1	2	0	20	0	0	0.72	1	1.00	.234	64	67	0	0	0		
Rodriguez, Fern.	11-8	4.57	28	27	1	0	0	0	163.1	188	92	83	15	7	49	0	112	0	10	1.30	14	1.45	.293	642	706	5	1	0		
Simard, Michel	0-1	4.93	23	0	0	0	0	0	38.1	40	28	21	2	4	10	1	23	0	2	1.11	5	1.30	.261	153	169	1	9	1		
Torres, Joseph	2-4	8.14	43	0	0	0	0	1	42.0	38	46	38	0	10	75	1	45	0	13	1.42	3	2.69	.245	155	248	4	15	3		
Team Total	63-77	4.54	140	4	25	1245.1	731	99	554	628	87	10	20	92	92	119	275	5567	136	1.15	1.51	4828	52	36						

MINOR LEAGUE SYSTEM

CEDAR RAPIDS KERNELS

W-L Record: 65-74

BATTERS	AVG	G	AB	R	H	2B	3B	HR	RBI	BB	IBB	SO	SB	CS	OBP	SLG	OPS	SF	GAMES BY POSITION																		
																			SAC	HBP	DP	1B	2B	3B	SS	OF	C	E									
Albano, Marco	.217	77	254	29	55	10	1	2	32	14	0	77	15	6	.278	.287	.565	1	3	8	2	0	59	0	6	9	0	12									
Coon, Bradley	.278	124	457	79	127	18	8	0	29	75	0	82	55	21	.382	.352	.735	6	11	6	5	0	0	0	121	0	4										
Edwards, Josh	.242	41	153	23	37	5	5	3	22	10	0	45	4	3	.288	.399	.687	0	1	0	3	11	12	8	1	12	0	7									
Davies, Madison	.216	70	199	24	43	3	4	2	11	28	0	56	10	6	.322	.302	.623	0	2	3	2	0	0	0	0	6	6	3									
Infante, Larry	.254	88	291	42	74	19	4	3	34	23	0	58	7	6	.315	.378	.693	5	9	5	4	0	.58	3	28	0	0	8									
Johnson, Tyler	.128	11	39	1	5	2	0	0	1	5	0	19	0	1	.227	.179	.407	0	1	0	1	0	0	0	0	9	0	1									
Leahy, Ryan	.263	12	38	6	10	1	0	0	1	3	0	7	1	1	.317	.289	.607	0	4	0	1	0	11	1	0	0	0	1									
Madrigal, Warner	.235	30	115	11	27	1	0	4	13	5	0	28	2	3	.273	.348	.621	0	1	1	5	0	0	0	0	27	0	2									
Martinez, Brett	.226	100	354	33	80	9	1	4	35	36	0	87	6	8	.299	.291	.590	5	2	3	5	0	0	0	0	0	86	10									
Morris, Dallas	.260	122	453	48	118	23	4	7	60	25	4	66	24	10	.303	.375	.679	7	1	6	13	3	10	109	0	0	0	22									
O'Day, Darren		1	0	0	0	0	0	0	0	0	0	0	0	0	0	0	0	0	0	0	0	0	0	0	0	0	0	0	0								
Reilly, Patrick	.315	23	89	16	28	6	4	1	17	8	1	20	6	2	.390	.506	.896	0	0	3	1	2	0	0	0	21	0	1									
Renz, Jordan	.222	118	450	56	100	22	2	24	86	35	3	178	6	5	.289	.440	.729	5	0	9	5	0	0	0	0	71	0	3									
Rosario, Anderson	.273	39	143	19	39	13	2	3	11	3	0	48	9	3	.295	.455	.750	1	1	2	2	0	0	0	0	38	0	2									
Schlichting, Travis	.242	31	99	18	24	5	1	3	9	12	0	23	6	4	.356	.404	.760	1	1	6	1	5	0	23	0	0	0	8									
Smith, Stantrel	.210	76	243	31	51	3	5	2	21	7	0	56	11	5	.237	.288	.525	1	2	2	3	0	0	0	0	65	0	5									
Statia, Hainley	.297	111	417	68	124	31	1	1	38	52	2	54	23	15	.379	.384	.763	0	8	3	7	0	1	0	109	0	0	16									
Trumbo, Mark	.220	118	428	43	94	19	0	13	59	44	1	99	5	5	.293	.355	.648	7	0	3	8	111	0	0	0	0	0	18									
Wipke, Flint	.236	108	403	45	95	18	8	6	34	33	1	110	11	12	.303	.365	.668	2	0	7	7	13	0	0	0	5	50	6									
Team Total	.245	4625	11311	1131	50	513	12	418	1113	116	.314	.675	47	75	147	139	592	208	78	418	1113	116	.362	41	67	147	139	592	208	78	418	1113	116	.362	41	67	147

PITCHERS	W-L	ERA	G	GS	CG	SHO	SV	SVO	IP	H	R	ER	HR	HB	BB	IBB	SO	BK	WP	GO/AO	DP	WHIP	AVG	AB	TB	BF	SF	GF	HD									
																														Team Total								
Adenhardt, Nick	10-2	1.95	16	16	1	0	0	0	106.0	84	33	23	2	3	26	0	99	1	17	1.43	9	1.04	.215	391	423	2	0	0										
Aldridge, Richard	2-3	2.37	50	0	0	0	24	28	57.0	34	17	15	4	4	21	1	81	0	7	1.07	3	0.96	.169	201	227	1	41	2										
Beck, Bradley	0-0	4.05	11	0	0	0	0	0	6.2	8	3	3	0	0	0	0	7	0	1	1.40	0	1.20	.286	28	28	0	0	3										
Butcher, Brok	4-3	3.94	19	7	1	1	0	1	59.1	64	29	26	4	3	12	2	32	0	5	2.40	5	1.28	.278	230	249	3	1	2										
Cruz Chavez, Rafael	0-0	1.69	12	0	0	0	0	0	21.1	22	6	4	2	0	2	0	5	1	0	1.77	4	1.13	.272	81	83	0	2	3										
Diaz, Amalio	2-1	5.18	7	6	0	0	0	0	33.0	51	20	19	5	0	8	0	26	0	5	1.28	3	1.79	.357	143	153	2	0	0										
Didjurgis, Timothy	0-7	4.25	42	1	0	0	0	5	65.2	58	36	31	3	5	35	2	51	0	7	1.75	4	1.42	.244	238	290	1	15	9										
Hawkins, Daniel	0-4	3.97	20	1	0	0	1	1	34.0	29	16	15	1	3	26	1	20	0	2	2.26	9	1.62	.244	119	151	1	8	2										
Hill, Andrew	4-10	4.27	18	17	1	0	0	0	105.1	115	59	50	11	4	20	0	54	1	8	0.78	6	1.28	.283	407	442	6	1	0										
Howell, Chris	2-6	4.39	41	0	0	0	2	5	69.2	71	40	34	10	3	22	2	51	0	7	0.94	4	1.33	.267	266	294	1	14	6										
Lynch, Kevin	0-0	0.00	2	0	0	0	0	0	3.1	2	0	0	0	0	0	0	4	0	0	3.00	0	0.60	.182	11	11	0	0	1										
Marek, Stephen	10-2	1.96	19	1	1	0	0	0	119.1	95	27	26	8	5	24	0	100	1	7	1.25	5	1.00	.216	440	476	2	0	0										
Mattison, Tim	3-5	4.83	37	0	0	0	4	5	54.0	67	34	29	6	1	10	0	36	0	3	1.24	5	1.43	.312	215	231	1	24	2										
Mendoza, Thomas	11-6	4.17	27	27	1	0	0	0	170.2	169	83	79	15	6	32	2	134	1	5	1.09	10	1.18	.261	647	697	7	0	0										
Mosebach, Robert	10-6	3.04	24	24	3	0	0	0	159.2	166	67	54	5	9	29	2	197	2	10	1.76	15	1.22	.273	608	655	7	0	0										
O'Day, Darren	3-1	2.70	17	0	0	0	1	1	23.1	20	8	7	1	1	2	1	14	0	2	2.35	3	0.94	.235	85	90	1	6	1										
Ortega, Anthony	1-6	4.21	12	12	0	0	0	0	66.1	71	36	31	5	2	27	1	55	0	11	1.27	6	1.48	.280	254	287	2	0	0										
Pete, Mike	1-2	5.89	22	0	0	0	0	1	18.1	14	13	12	0	2	15	0	18	0	3	1.12	1	1.58	.219	64	84	2	5	2										
Romero, Robert	0-3	3.16	23	0	0	0	0	0	25.2	15	9	9	0	4	16	0	20	0	5	1.38	5	1.21	.179	84	107	1	10	2										
Shearer, Kelly	1-5	5.02	9	9	0	0	0	0	43.0	51	31	24	1	1	26	3	31	1	10	2.13	4	1.79	.293	174	202	0	0	0										
West, James	0-2	9.00	4	0	0	0	0	0	4.0	4	4	4	1	0	3	0	4	0	0	5.00	0	1.75	.267	15	18	0	3	0										
Wilson, Brendan	1-0	1.50	2	0	0	0	0	0	6.0	7	1	1	0	0	3	1	3	0	0	2.25	0	1.67	.304	23	27	0	1	0										
Team Total	65-74	3.57	139	8	9	32	47	1251.2	572	1217	496	56	359	18	942	8	115	101	1.27	101	1.26	.258	4724	5225	40	35	131	139	592	208	78	418	1113	116	.362	41	67	147

MINOR LEAGUE SYSTEM



OREM OWLS

W-L Record: 45-31

BATTERS	AVG	G	AB	GAMES BY POSITION																									
				R	H	2B	3B	HR	RBI	BB	IBB	SO	SB	CS	OBP	SLG	OPS	SF	SAC	HBP	DP	1B	2B	3B	SS	OF	C	E	
Bambino, Ricky	.151	19	53	6	8	1	1	0	4	4	0	13	0	0	.250	.208	.458	0	2	3	2	0	0	0	0	0	0	19	6
Bourjos, Peter	.292	65	250	42	73	16	7	5	28	22	1	67	13	5	.354	.472	.826	0	5	2	3	0	0	0	0	0	64	3	
Brewer, Tadd	.285	56	193	17	55	9	3	1	27	22	1	26	9	6	.383	.378	.761	2	7	10	4	0	52	5	0	0	0	11	
Colmenares, Carlos	.205	12	39	6	8	1	0	0	1	1	0	5	0	0	.225	.231	.456	0	2	0	3	0	5	0	7	0	0	3	
Fuller, Clayton	.000	1	2	0	0	0	0	0	0	0	1	0	2	1	0	.333	.000	.333	0	0	0	0	0	0	0	0	1	0	0
Gronkowski, G.	.282	13	39	5	11	2	0	0	3	8	0	10	0	0	.404	.333	.738	0	0	0	1	12	0	0	0	0	0	2	
Hodach, Jonathan	.105	8	19	1	2	0	0	0	0	1	0	7	0	0	.150	.150	.255	0	1	0	0	0	0	0	0	0	1	6	0
Johnson, Tyler	.257	59	206	43	53	7	1	8	36	26	1	76	10	3	.367	.417	.785	2	1	11	3	0	0	0	0	25	0	1	
Knazek, Scott	.243	64	230	24	56	7	3	2	33	21	1	48	1	0	.316	.326	.642	1	0	4	7	0	0	0	0	0	59	6	
Mount, Ryan	.285	69	277	54	79	14	2	9	38	36	1	67	10	3	.370	.448	.818	1	3	2	4	0	4	0	58	0	10		
Nieves, Abel	.259	62	220	36	57	10	2	1	29	28	2	35	3	2	.343	.336	.679	4	6	2	2	33	17	15	0	0	0	16	
Perez, Julio	.368	5	19	7	7	3	0	2	7	3	0	6	1	0	.478	.842	.320	0	0	1	0	0	0	0	0	0	5	2	
Pettit, Chris	.336	68	226	41	76	25	3	7	54	31	1	48	5	1	.445	.566	.611	1	0	14	5	0	0	0	0	60	0	2	
Phillips, Patrick	.240	69	263	36	63	12	1	6	27	20	1	75	11	8	.298	.361	.659	0	2	2	6	0	1	56	16	0	0	25	
Reinhardt, Doug	.188	23	64	5	12	3	0	0	5	6	0	18	2	0	.250	.234	.484	2	0	0	2	12	0	0	0	0	0	3	
Rivera, Luis	.256	64	242	34	62	11	2	5	26	24	1	65	4	3	.328	.380	.709	2	2	3	7	0	0	0	0	62	0	3	
Sales, Darrell	.224	46	156	27	35	8	2	0	19	15	0	44	1	2	.303	.301	.604	1	2	3	5	0	0	0	0	26	2		
Shankle, Robert	.144	30	97	14	14	3	0	2	7	16	0	32	0	0	.270	.237	.507	1	1	1	2	27	0	0	0	0	0	5	
Sweeney, Matthew	.167	2	6	0	1	0	0	0	0	0	0	2	0	0	.286	.167	.452	0	0	1	0	0	0	2	0	0	0	1	
Villaescusa, Ivan	.077	8	13	0	1	1	0	0	0	0	0	6	0	0	.077	.154	.231	0	0	0	0	0	0	0	0	0	0	0	
Team Total	.257		2614		673		27		344		10		71		.342		.726		34		56							109	
		76		398		133		48		285		652		33		384		17		34		59							

PITCHERS	W-L	ERA	G	GS	CG	SHO	SV	SVO	IP	H	R	ER	HR	HB	BB	IBB	SO	BK	WP	GO/AO	DP	WHIP	AVG						
																							AB	TBF	SF	GF	HD		
Arredondo, Felipe	5-2	2.20	27	0	0	0	11	15	41.0	22	12	10	4	5	13	2	56	0	5	1.62	4	0.85	.162	136	157	0	18	2	
Bell, Trevor	4-2	3.50	16	16	0	0	0	82.1	82	35	32	8	5	15	1	53	1	4	0.86	9	1.18	.261	314	337	2	0	0		
Browning, Barret	3-2	3.05	23	0	0	0	1	3	41.1	33	17	14	3	3	13	1	40	1	2	2.39	1	1.11	.220	150	169	0	4	4	
Butcher, Brok	0-0	9.00	1	0	0	0	0	5.0	6	5	5	1	0	3	1	0	0	0	1.17	0	1.80	.300	20	23	0	0	0		
Calderon, Leonardo	2-2	8.39	13	3	0	0	0	24.2	27	25	23	5	2	20	0	16	0	0	0.91	5	1.91	.281	96	120	2	3	0		
Casaveali, Robert	2-5	6.80	16	10	0	0	0	41.0	57	40	31	1	2	38	0	32	0	0	1.79	5	2.32	.337	169	214	2	0	0		
Connelly, Patrick	4-2	2.95	19	0	0	0	0	36.2	35	20	12	1	2	13	0	33	0	0	1.22	4	1.31	.240	146	162	0	5	0		
Cook, Aaron	3-2	4.50	23	0	0	2	5	30.0	36	17	15	2	1	25	2	23	0	2	2.14	4	1.70	.303	119	139	1	8	2		
Cowles, Joshua	0-0	5.23	10	0	0	0	0	10.1	12	10	6	1	1	8	0	10	3	0	1.44	1	1.94	.267	45	55	1	5	0		
Diaz, Amalio	0-2	3.38	3	3	0	0	0	16.0	17	8	6	2	0	2	0	11	2	0	1.33	0	1.19	.262	65	67	0	0	0		
Dixon, Jacob	0-0	22.85	4	0	0	0	0	4.1	11	11	11	3	0	4	0	3	0	3	5.00	1	3.46	.440	25	29	0	0	0		
Haynes, Jeremy	3-1	2.76	16	14	0	0	1	58.2	46	21	18	5	1	41	0	68	1	8	2.00	3	1.48	.217	212	256	0	1	0		
Herdon, David	5-2	2.21	14	14	0	0	0	69.1	65	25	17	6	2	10	0	36	0	2	2.65	9	1.08	.242	269	283	0	0	0		
Herrera, Pedro	2-0	1.69	5	0	0	0	1	10.2	3	4	2	1	1	4	0	9	0	1	1.30	0	0.66	.083	36	42	0	0	2		
Holler, Blake	2-4	4.99	21	0	0	0	1	30.2	28	27	17	3	1	20	0	33	0	5	3.29	3	1.57	.231	121	146	0	2	6		
Incinelli, Jared	2-2	3.77	21	0	0	0	2	31.0	26	13	13	4	1	11	2	36	0	1	1.86	4	1.19	.230	113	128	1	7	4		
O'Day, Darren	0-1	2.51	14	0	0	7	8	14.1	11	5	4	1	1	5	1	15	0	3	1.15	0	1.12	.208	53	60	0	13	0		
O'Sullivan, Sean	4-0	2.14	14	14	0	0	0	71.1	65	23	17	2	5	7	0	55	0	2	1.38	1	1.01	.239	272	291	5	0	0		
Ortega, Anthony	1-1	0.79	2	2	0	0	0	11.1	6	3	1	0	1	2	0	11	0	1	2.50	0	0.71	.162	37	41	0	0	0		
Pellegrine, Dave	1-0	4.50	12	0	0	0	0	12.0	9	7	6	0	0	12	0	11	0	4	1.18	0	1.75	.209	43	57	2	4	3		
Schoeninger, Tim	0-0	0.00	1	0	0	0	0	2.0	2	0	0	0	0	0	0	1	0	0	1.00	0	1.00	.286	7	7	0	0	0		
Sullivan, John	2-1	3.97	20	0	0	0	1	34.0	33	16	15	2	2	15	0	35	1	7	0.83	1	1.41	.248	133	152	0	6	3		
Team Total	45-31		76		0		23		678.0		344		55		271		587		61		55		.245		2935		76		
		3.65		76		0		39		632		275		37		10		4		1.44		1.33		2581		16		26	

OREM OWLZ PLAYOFFS STATS W-L Record: 4-1

BATTERS	AVG	G	AB	R	H	TB	2B	3B	HR	RBI	SH	SF	HP	BB	IBB	SO	SB	CS	DP	1B	2B	3B	SS	OF	C	E
Boyer, Billy	.118	5	17	2	3	1	0	0	2	1	0	0	0	0	0	2	0	0	0	0	0	0	0	0	0	0
Coon, Bradley	.300	5	20	0	5	6	0	0	0	2	0	0	0	0	0	3	0	3	2	3	0	0	0	0	0	0
Cowles, Josh	.000	2	4	0	0	0	0	0	0	0	0	0	0	0	0	1	0	2	0	0	0	0	0	0	0	2
Total-All Batters	.262		164		43		8																			

ARIZONA ANGELS

W-L Record: 34-21

BATTERS	AVG	G	AB	R	H	2B	3B	HR	RBI	BB	IBB	SO	SB	CS	OBP	SLG	OPS	SF	SAC	HBP	GI — GAMES BY POSITION —									
																					DP	1B	2B	3B	SS	OF	C	E		
Castillo, Angel	.255	36	137	22	35	7	2	2	15	15	1	45	5	3	.340	.380	.719	1	1	3	2	0	0	0	30	0	0			
Colmenares, Carlos	.243	33	115	21	28	8	1	1	11	17	0	19	3	6	.346	.357	.702	0	5	1	2	0	2	12	17	0	0	13		
Conger, Hank	.319	19	69	11	22	3	4	1	11	7	0	11	1	0	.382	.522	.903	0	0	0	0	0	0	0	0	0	9	2		
De Los Santos, Anel	.250	29	104	12	26	4	3	1	11	6	0	28	2	2	.295	.375	.670	1	0	1	0	0	0	0	0	0	26	5		
Fonseca, Alex	.316	36	136	21	43	13	1	1	18	26	0	23	10	3	.436	.449	.885	0	3	3	0	0	30	6	0	6	0	9		
Fuller, Clayton	.268	45	157	28	42	3	5	0	10	25	0	47	14	4	.383	.350	.733	1	1	5	0	0	0	0	0	45	0	7		
Hodach, Jonathan	.667	1	3	0	2	0	0	0	0	1	0	0	0	0	.800	.667	1.667	0	0	1	0	0	0	0	0	0	1	1		
Lewis, Christopher	.295	42	156	24	46	10	5	2	23	18	0	26	9	6	.369	.462	.831	1	1	1	5	0	23	4	0	9	0	10		
Loman, Seth	.206	42	141	24	29	11	1	4	24	23	0	49	0	0	.333	.383	.716	2	0	5	1	21	0	0	0	0	0	6		
Maldonado, Martin	.222	21	63	9	14	1	1	0	6	7	0	12	0	2	.329	.270	.599	0	3	3	3	0	0	0	0	0	20	6		
Moore, Jeremy	.254	41	142	25	36	7	2	3	19	18	0	37	4	8	.348	.394	.742	1	1	3	4	0	0	0	0	39	0	2		
Ortiz, Norberto	.281	45	171	28	48	10	4	5	31	6	0	45	10	5	.315	.474	.789	3	1	4	2	0	0	0	0	43	0	2		
Ortiz, Wilberto	.299	36	137	28	41	8	1	0	10	13	0	18	3	1	.378	.372	.750	1	3	5	3	0	1	0	33	0	0	13		
Pressley, Ryan	.040	10	25	2	1	0	0	0	1	1	0	13	1	0	.077	.040	.117	0	0	0	0	5	0	0	0	0	0	1		
Ryan, Matt	.250	33	112	18	28	4	1	1	22	16	0	28	1	0	.348	.330	.679	2	1	2	5	32	0	0	0	0	0	5		
Sweeney, Matthew	.341	44	170	38	58	11	7	5	39	23	1	27	4	1	.431	.576	1.007	3	0	6	5	0	0	40	0	0	0	20		
Villaescusa, Ivan	.250	4	12	1	3	1	0	0	3	0	0	4	1	0	.250	.333	.583	0	0	0	0	0	0	0	0	0	0	4		
Team Total	.271	1850	502	38	254	26	222	2	432	68	41	360	769	16	20	35	114													

PITCHERS	W-L	ERA	G	GS	CG	SHO	SV	SVO	IP	H	R	ER	HR	HB	BB	IBB	SO	BK	WP	GO/AO	DP	WHIP	AVG	AB	TBF	SF	GF	HD	
																													W
Armstrong, Chris	1-1	0.90	7	0	0	0	0	0	10.0	6	3	1	1	0	2	0	8	0	0	1.33	1	0.80	.182	33	35	0	1	1	
Brandt, Douglas	1-1	4.79	14	0	0	0	1	2	20.2	20	12	11	0	2	10	0	29	0	1	1.82	0	1.45	.253	79	92	0	4	1	
Butcher, Brok	1-0	1.56	4	4	0	0	0	0	17.1	11	3	3	0	0	4	0	16	0	1	1.46	1	0.87	.183	60	64	0	0	0	
Carmona, Ismael	0-0	13.09	10	1	0	0	0	1	11.0	19	22	16	1	4	16	0	10	0	1	2.25	3	3.18	.373	51	71	0	1	3	
Chile, Eduardo	0-1	6.28	11	0	0	0	0	0	14.1	16	11	10	1	1	10	0	10	0	5	1.58	1	1.81	.286	56	68	0	5	1	
Diaz, Amalio	0-1	6.00	1	1	0	0	0	0	6.0	7	5	4	1	1	0	0	2	0	0	1.14	0	1.17	.280	25	26	0	0	0	
Fish, Robert	1-0	3.21	10	1	0	0	0	1	14.0	13	5	5	0	1	12	1	16	1	2	2.71	1	1.79	.245	53	67	1	1	4	
Hensley, Matt	1-0	0.00	2	0	0	0	0	0	2.0	0	0	0	0	0	0	0	3	0	0	0.50	0	0.00	.000	6	7	0	1	0	
Herrera, Pedro	0-0	0.00	10	0	0	0	6	6	11.1	7	0	0	0	1	2	0	13	0	0	0.67	1	0.79	.189	37	40	0	8	0	
Jimenez, Esmerlin	5-3	3.57	14	13	0	0	0	0	63.0	60	29	25	4	2	17	0	60	2	7	1.24	3	1.22	.253	237	259	1	0	0	
Leon, Sammy	2-1	3.38	16	0	0	0	0	1	26.2	27	11	10	2	3	15	0	18	0	3	0.93	2	1.58	.270	100	118	0	4	5	
Madrigal, Warner	2-1	3.75	12	0	0	0	5	8	12.0	11	5	5	0	1	3	0	13	1	0	1.75	1	1.17	.250	44	50	0	11	0	
Miller, Dustin	1-0	1.10	6	1	0	0	0	1	16.1	13	5	2	1	2	2	0	25	0	1	3.80	0	0.92	.206	63	68	0	0	1	
Peacock, Dylan	0-1	6.43	10	0	0	0	0	1	14.0	19	15	10	3	0	4	0	10	0	2	0.41	0	1.64	.292	65	72	2	3	0	
Reilly, Matthew	2-1	5.52	10	0	0	0	1	1	14.2	16	11	9	1	0	8	0	9	0	2	2.78	1	1.64	.271	59	68	0	4	1	
Sauls, Mark	0-1	5.73	11	0	0	0	0	0	11.0	12	9	7	0	3	6	0	9	1	2	1.67	1	1.64	.286	42	54	1	3	0	
Schlichting, Travis	0-0	0.00	5	0	0	0	0	0	7.2	4	0	0	0	1	2	0	13	0	0	1.20	1	0.78	.148	27	30	0	3	0	
Schoeninger, Tim	6-2	1.79	14	13	0	0	0	0	75.1	64	22	15	2	4	0	64	0	161	3	0.90	.223	287	295	0	0	0	0	0	
Sempey, Edward	1-0	10.61	9	0	0	0	0	1	9.1	16	15	11	1	1	7	0	8	2	0	2.33	1	2.46	.356	45	53	0	3	0	
Torres, Alexander	2-5	4.29	14	9	0	0	1	1	50.1	42	28	24	1	2	36	0	47	6	1.29	3	1.55	.235	179	219	1	1	0		
Veras, Nicolas	8-2	1.35	12	12	0	0	0	0	60.0	46	15	9	0	10	13	0	58	3	7	1.38	6	0.98	.210	219	242	0	0	0	
Wilson, Brendan	0-0	3.72	12	0	0	0	0	0	19.1	20	8	8	0	3	4	0	14	0	1	0.67	1	1.24	.270	74	83	2	2	1	
Team Total	34-21	3.39	55	0	7	14	24	486.1	449	234	19	177	41	1	455	10	41	31	1.29	1841	2081	8	55	18					

MINOR LEAGUE SYSTEM



SAN PEDRO DE MACORIS ANGELS

W-L Record: 47-20

BATTERS	AVG	G	AB	R	H	2B	3B	HR	RBI	BB	IBB	SO	SB	CS	OBP	SLG	OPS	G1														
																		SF	SAC	HBP	DP	1B	2B	3B	SS	OF	C	E				
Almanzar, Jean	.240	58	175	20	42	3	2	0	18	20	0	25	9	6	.328	.280	.608	2	3	4	3	1	8	41	8	0	0	13				
Castano, Jeffrie	.241	33	112	18	27	9	0	2	14	13	0	21	2	3	.320	.375	.695	0	1	0	2	0	0	0	0	0	13	0	3			
Contreras, Ivan	.255	58	196	39	50	8	10	1	15	27	0	41	8	4	.345	.413	.758	2	6	1	1	0	58	0	0	0	0	9				
De La Cruz, Luis	.087	14	23	2	2	0	0	1	3	2	0	15	1	1	.222	.217	.440	0	0	2	0	0	6	3	1	0	0	1				
Dicent, Raymi	.242	44	153	24	37	7	2	3	24	17	1	41	7	4	.312	.373	.685	3	2	0	4	0	0	0	0	0	41	0	2			
Feliz, Erickson	.200	8	5	2	1	0	0	1	2	1	0	3	0	0	.556	.800	1.356	0	0	3	0	0	0	0	0	0	0	7	0			
Florlan, Maximo	.167	13	30	3	5	2	0	1	3	3	0	14	0	0	.265	.333	.598	0	1	1	1	0	0	0	0	0	5	0	1			
Jimenez, Edgar	.269	13	52	9	14	3	2	1	6	0	0	13	3	0	.269	.462	.731	0	0	0	1	0	1	0	0	0	0	8	1			
Jimenez, Luis	.284	25	74	12	21	9	1	1	10	7	0	9	4	0	.341	.473	.814	1	0	0	3	0	0	1	0	0	12	2				
Martinez, Manuel	.151	22	73	6	11	1	1	0	6	10	0	16	1	1	.259	.192	.451	1	1	1	4	0	3	12	1	0	0	4				
Molina, Manuel	.067	27	60	4	4	0	0	1	8	9	0	32	1	2	.230	.117	.346	1	1	4	2	25	0	0	1	0	0	3				
Paulino, Yancarlos	.280	54	164	39	46	9	3	0	18	32	0	31	18	4	.410	.372	.782	0	4	3	0	0	0	0	0	0	43	0	5			
Perez, Darwin	.246	61	211	30	52	10	1	0	21	41	0	56	10	3	.353	.303	.667	4	3	0	2	0	0	1	60	0	0	11				
Placencio, Francisco	.151	21	53	8	8	2	0	0	1	4	0	23	2	0	.237	.189	.426	0	1	2	0	1	1	12	0	0	0	4				
Puga, Japher	.280	60	189	29	53	9	2	0	28	25	0	49	8	2	.382	.349	.731	3	3	8	4	53	0	9	0	0	0	3				
Reinales, Andres	.237	26	76	9	18	2	1	0	6	8	0	25	4	2	.322	.289	.611	1	0	2	2	0	0	0	0	0	21	0	2			
Rosario, Alberto	.275	55	178	28	49	5	4	0	23	18	1	21	3	5	.351	.348	.700	2	3	4	7	0	0	0	0	0	0	55	5			
Sierra, Raddy	.250	49	152	20	38	8	2	1	23	23	0	55	7	4	.350	.349	.699	3	3	2	1	0	0	0	0	0	44	0	3			
Soriano, Francisco	.246	48	179	22	44	6	2	0	27	7	0	44	10	5	.280	.302	.582	1	6	2	1	0	0	0	0	0	47	0	5			
Team Total	.242	2155	522	33	256	2	2	2	2	2	2	98	46	.333	.668	34	41	34	41	24	40	90	67	324	93	13	267	534	46	.334	24	40

PITCHERS	W-L	ERA	G	GS	CG	SHO	SV	SVO	IP	H	R	ER	HR	HB	BB	IBB	SO	BK	WP	GO/AO	DP	WHIP	AVG	AB	TBF	SF	GF	HD
Astacio, Hector	0-0	6.00	4	0	0	0	0	0	3.0	0	2	2	0	1	4	0	0	1	4.00	1	1.33	.000	9	14	0	1	0	
Cabrera, Francis	6-2	2.28	14	14	0	0	0	0	83.0	57	24	21	2	8	23	0	76	1	7	2.05	3	0.96	.193	295	329	0	0	0
Camacho, Edgar	3-0	0.40	11	0	0	0	3	3	22.2	13	3	1	0	4	11	0	12	0	2	2.21	5	1.06	.173	75	91	0	7	2
Chevalier, Juan	5-0	1.31	10	10	0	0	0	0	55.0	38	12	8	2	5	12	0	54	0	4	1.59	4	0.91	.198	192	211	0	0	0
Done, Joaquin	3-2	1.36	9	9	0	0	0	0	39.2	21	12	6	1	1	23	0	37	1	4	1.52	3	1.11	.154	136	160	0	0	0
Duarte, Luis	3-0	2.16	10	1	0	0	0	0	16.2	14	4	4	0	1	7	0	17	0	3	3.43	2	1.26	.237	59	68	0	5	1
Flores, Manuel	2-3	1.69	11	3	0	0	0	1	48.0	38	13	9	2	0	13	0	40	2	2	1.33	3	1.06	.217	175	192	0	2	2
Franco, Angel	6-1	0.55	16	1	0	0	5	6	32.2	15	5	2	0	3	11	0	42	0	2	1.39	2	0.80	.140	107	126	1	13	0
Lemus, Delvic	1-1	6.00	9	0	0	0	0	2	9.0	9	10	6	0	3	5	0	7	1	1	4.00	1	1.56	.257	35	45	0	4	0
Molina, Robin	7-2	1.76	14	14	0	0	0	0	81.2	61	20	16	1	4	19	0	43	0	4	2.53	15	0.98	.213	287	313	2	0	0
Naranjo, Guillermo	1-0	1.59	9	1	1	0	1	1	17.0	10	3	3	0	0	6	0	14	0	1	0.80	1	0.94	.175	57	64	0	2	2
Perez, Jose	6-1	1.52	12	12	1	0	0	0	71.0	37	18	12	1	1	17	1	59	0	6	1.61	9	0.76	.157	236	260	3	0	0
Pichardo, Pedro	2-2	1.23	11	1	0	0	1	1	22.0	16	6	3	1	4	4	0	19	0	0	0.92	1	0.91	.205	78	88	2	5	0
Porte, Carlos	0-2	2.89	11	0	0	0	2	2	18.2	12	11	6	1	2	10	1	19	0	3	0.75	0	1.18	.174	69	83	0	8	0
Saint Clair, Wagner	2-3	1.70	15	1	0	0	2	4	42.1	36	10	8	1	0	7	2	37	0	1	1.87	2	1.02	.231	156	165	0	9	0
Santos, Jose	0-0	4.15	10	0	0	0	0	0	13.0	7	6	6	0	2	3	0	19	0	1	1.25	0	0.77	.163	43	49	1	3	0
Sierra, Raddy	0-0	0.00	1	0	0	0	0	0	3.0	1	0	0	0	0	0	0	0	0	0	0.60	0	0.33	.100	10	10	0	1	0
Team Total	47-20	1.75	67	2	14	20	587.0	162	12	178	4	5	1.58	0.97	2053	9	8											

MINOR LEAGUE SYSTEM

ORGANIZATIONAL PLAYERS

NICK ADENHART

RHP

For information, see 2007 Non-Roster Players Section.

RAY AGUILAR

LHP

AGE: 27 BORN: Jan. 18, 1980 in Downey, CA

RESIDES: Tucson, AZ

HT.: 5-11 WT.: 215

BATS: Switch THROWS: Left

ACQUIRED: Signed as free agent, Dec. 26, 2006

HIGH SCHOOL: South El Monte (CA) HS

COLLEGE: Cypress (CA) Comm. College

FULL NAME: Raymond Romero Aguilar

SIGNED BY: Abe Flores (Rockies)

Year	Club	W-L	ERA	G	GS	CG	GF	SHO	SV	IP	H	R	ER	HR	HB	BB	IBB	SO	WP	BK	BA
2001	Braves (GCL)	3-1	1.50	7	5	0	1	0	0	30	18	5	5	1	0	6	0	42	2	0	.167
	Jamestown	1-1	1.50	2	2	0	0	0	0	12	7	4	2	1	0	3	0	16	0	0	.163
2002	Myrtle Beach	8-1	1.60	35	6	0	8	0	2	106.2	82	25	19	1	1	28	2	114	2	0	.209
	Danville	0-0	0.00	1	0	0	1	0	0	2	1	2	0	0	0	2	0	0	0	0	.143
2003	Greenville	3-4	2.71	35	7	0	6	0	1	93	81	39	28	8	2	20	0	91	2	0	.235
	Richmond	1-0	1.80	1	1	0	0	0	0	5	2	1	1	0	0	2	0	5	0	0	.125
2004	Richmond	2-4	6.21	9	9	0	0	0	0	42	59	36	29	4	3	17	0	31	5	0	.341
	Braves (GCL)	0-1	12.71	2	2	0	0	0	0	5.2	11	8	8	4	0	0	0	4	0	1	.393
	Myrtle Beach	2-0	2.25	4	4	0	0	0	0	20	15	5	5	0	1	1	0	12	1	0	.214
	Greenville	2-3	2.29	8	7	1	1	1	1	51	35	17	13	7	2	8	0	32	2	0	.191
2005	Jupiter	1-0	5.40	1	1	0	0	0	0	5	6	3	3	0	0	1	0	2	1	0	.273
	Carolina	5-2	3.20	13	13	1	0	0	0	84.1	70	32	30	6	2	17	0	49	0	0	.224
2006	Midland	★12-7	4.54	28	★28	0	0	0	0	158.2	190	88	80	13	7	42	0	100	13	1	.303

Selected by Colorado Rockies in 25th round of 1999 draft; Signed, June 9, 1999; Contract voided, June 25, 1999; Signed by Atlanta Braves, July 13, 2001; Released, April 1, 2005; Signed by Florida Marlins, May 23, 2005; Granted free agency, Oct. 15, 2005; Signed by Oakland A's, Nov. 23, 2005; Granted free agency, Oct. 15, 2006.

MARCO ALBANO

INF

AGE: 23 BORN: Aug. 26, 1983 in Melrose, MA

RESIDES: Arlington, MA

HT.: 5-11 WT.: 215

BATS & THROWS: Right

ACQUIRED: 33rd round of 2005 free agent draft (signed June 12, 2005)

HIGH SCHOOL: Arlington (MA) HS

COLLEGE: Boston (MA) College

FULL NAME: Marco Albano

SIGNED BY: Dan Lynch (Angels)

Year	Club	AVG	G	AB	R	H	2B	3B	HR	RBI	SH	SF	HBP	BB	IBB	CS	GDP	SLG	OBP	E		
2005	Orem	.190	34	100	14	19	3	0	3	10	0	0	1	14	0	40	0	0	3	.310	.296	4
2006	Cedar Rapids	.217	77	254	29	55	10	1	2	32	3	1	8	14	0	77	15	6	2	.287	.278	12

RYAN ALDRIDGE

RHP

For information, see 2007 Non-Roster Players Section.

CRISAUDY ALIES

RHP

AGE: 18 BORN: Jan. 14, 1989 in San Cristobal, DR

RESIDES: San Cristobal, DR

HT.: 5-10 WT.: 175

BATS & THROWS: Right

ACQUIRED: Signed as free agent, June 4, 2006

HIGH SCHOOL: —

COLLEGE: —

FULL NAME: Crisaudy Alies de los Santos

SIGNED BY: Leo Perez (Angels)

Year	Club	W-L	ERA	G	GS	CG	GF	SHO	SV	IP	H	R	ER	HR	HB	BB	IBB	SO	WP	BK	BA
2006	Angels (DSL)	0-1	1.04	10	0	0	5	0	0	8.2	9	3	1	0	0	3	0	7	1	0	.265

JEAN ALMANZAR

INF

AGE: 17 BORN: June 2, 1989 in Salcedo, DR

RESIDES: Salcedo, DR

HT.: 6-0 WT.: 165

BATS: Switch THROWS: Right

ACQUIRED: Signed as free agent, March 5, 2006

HIGH SCHOOL: —

COLLEGE: —

FULL NAME: Jean Lucas Confesor Almanzar Tavarez

SIGNED BY: Leo Perez (Angels)

Year	Club	AVG	G	AB	R	H	2B	3B	HR	RBI	SH	SF	HBP	BB	IBB	CS	GDP	SLG	OBP	E		
2006	Angels (DSL)	.240	58	175	20	42	3	2	0	18	3	2	4	20	0	25	9	6	3	.280	.328	13

CHRIS ARMSTRONG

LHP

AGE: 19 BORN: Feb. 10, 1988 in Tulsa, OK

RESIDES: Owasso, OK

HT.: 5-10 WT.: 195

BATS & THROWS: Left

ACQUIRED: 14th round of 2006 free agent draft (signed, July 3, 2006)

HIGH SCHOOL: Owasso HS (OK)

COLLEGE: —

FULL NAME: Christopher Allen Armstrong

SIGNED BY: Arnold Braithwaite (Angels)

Year	Club	W-L	ERA	G	GS	CG	GF	SHO	SV	IP	H	R	ER	HR	HB	BB	IBB	SO	WP	BK	BA
2006	Angels (ASL)	1-1	0.90	7	0	0	1	0	0	10	6	3	1	1	0	2	0	8	0	0	.182



ORGANIZATIONAL PLAYERS

MITCHELL ARNOLD

RHP

AGE: 25 BORN: Jan. 31, 1982 in Morrison, IL

RESIDES: Phoenix, AZ

HT.: 6-8 WT.: 235

BATS & THROWS: Right

ACQUIRED: 23rd round of 2001 free agent draft (signed, May 14, 2002)

HIGH SCHOOL: Saratoga HS (WY)

COLLEGE: Modesto Comm. College (CA)

FULL NAME: Mitchell Scott Arnold

SIGNED BY: Jeff Scholzen/Todd Blyleven (Angels)

Year	Club	W-L	ERA	G	GS	CG	GF	SHO	SV	IP	H	R	ER	HR	HB	BB	IBB	SO	WP	BK	BA
2002	—Angels (ASL)	0-1	7.54	15	2	0	3	0	0	22.2	29	34	19	1	0	29	0	19	7	1	.312
2003	—Angels (ASL)	1-3	3.86	H21	0	0	H20	0	4	23.1	17	14	10	1	1	19	0	19	3	0	.205
2004	—Salt Lake	0-0	13.50	4	0	0	2	0	0	6.2	15	10	10	1	0	4	0	2	0	1	.455
	Provo	2-0	2.48	25	0	0	21	0	H12	32.2	12	10	9	1	2	14	0	41	3	1	.109
2005	—Cedar Rapids	0-2	6.94	12	0	0	7	0	4	11.2	14	9	9	0	1	10	0	11	7	0	.298
	Angels (ASL)	0-0	1.59	6	0	0	1	0	1	5.2	3	1	1	0	2	1	0	10	0	1	.143
2006	—Cedar Rapids																				

Injured—Did Not Play

FELIPE ARREDONDO

RHP

AGE: 20 BORN: Oct. 4, 1986 in Culiacan, Sinaloa, MEX

RESIDES: Culiacan, Sinaloa, MEX

HT.: 6-4 WT.: 225

BATS & THROWS: Right

ACQUIRED: Signed as free agent, March 3, 2004

HIGH SCHOOL: —

COLLEGE: —

FULL NAME: Felipe Alfonso Arredondo Sarabia

SIGNED BY: Felipe Gutierrez (Angels)

Year	Club	W-L	ERA	G	GS	CG	GF	SHO	SV	IP	H	R	ER	HR	HB	BB	IBB	SO	WP	BK	BA
2004	—Angels (DSL)	3-1	1.10	6	5	1	1	1	0	32.2	24	11	4	1	6	8	0	30	1	0	.190
2005	—Angels (ASL)	2-5	5.03	14	7	0	0	0	0	59	63	38	33	3	6	13	0	62	7	0	.268
2006	—Orem	5-2	2.20	27	0	0	18	0	11	41	22	12	10	4	5	13	0	56	5	0	.162

JOSE ARREDONDO

RHP

For information, see 2007 40-Man Roster Biographies.

DAVID AUSTEN

RHP

AGE: 25 BORN: May 21, 1981 in St. Petersburg, FL

RESIDES: Coconut Creek, FL

HT.: 6-1 WT.: 185

BATS & THROWS: Right

ACQUIRED: 15th round of 2003 free agent draft (signed, June 6, 2003)

HIGH SCHOOL: Coconut Creek HS (FL)

COLLEGE: Univ. of South Florida (Tampa, FL)

FULL NAME: David Dean Austen

SIGNED BY: Tom Kotchman (Angels)

Year	Club	W-L	ERA	G	GS	CG	GF	SHO	SV	IP	H	R	ER	HR	HB	BB	IBB	SO	WP	BK	BA
2003	—Provo	4-2	1.85	23	3	0	12	0	9	43.2	46	12	9	0	3	7	0	49	3	0	.269
2004	—Cedar Rapids	1-3	3.13	30	0	0	7	0	1	60.1	62	28	21	3	2	17	1	60	5	0	.256
	R. Cucamonga	0-1	6.08	17	0	0	3	0	1	23.2	37	23	16	5	1	10	0	18	0	0	.359
2005	—R. Cucamonga	3-2	1.80	29	0	0	16	0	4	45	33	12	9	1	2	14	0	38	3	0	.205
	Arkansas	4-3	4.05	27	0	0	10	0	0	46.2	43	24	21	4	4	12	0	30	2	0	.256
2006	—Arkansas																				

Injured—Did Not Play

ERICK AYBAR

INF

For information, see 2007 40-Man Roster Biographies.

RICKY BAMBINO

C

AGE: 22 BORN: April 16, 1984 in Redding, CA

RESIDES: Redding, CA

HT.: 6-4 WT.: 210

BATS & THROWS: Right

ACQUIRED: 31st round of 2004 free agent draft (signed, June 10, 2005)

HIGH SCHOOL: Foothill HS (Palo Cedro, CA)

COLLEGE: Fresno (CA) Comm. College

FULL NAME: Richard Alan Bambino

SIGNED BY: Scott Richardson (Angels)

Year	Club	AVG	G	AB	R	H	2B	3B	HR	RBI	SH	SF	HBP	BB	IBB	SO	SB	CS	GDP	SLG	OBP	E
2005	—Angels (ASL)	.179	16	39	5	7	2	0	6	1	1	1	0	0	9	0	0	0	0	.231	.195	4
2006	—Orem	.151	19	53	6	8	1	1	0	4	2	0	3	4	0	13	0	0	2	.208	.250	6

MINOR LEAGUE SYSTEM



ORGANIZATIONAL PLAYERS

BRAD BECK

LHP

AGE: 22 BORN: Jan. 10, 1985 in Alexandria, VA RESIDES: Arlington, VA HT.: 5-11 WT.: 185
 BATS & THROWS: Left ACQUIRED: Signed as free agent, Aug. 3, 2004
 HIGH SCHOOL: Wakefield HS (Arlington, VA) COLLEGE: Montgomery County (Tacoma Park, MD)
 FULL NAME: Bradley Robert Beck SIGNED BY: Dan Radcliff (Angels)

Year	Club	W-L	ERA	G	GS	CG	GF	SHO	SV	IP	H	R	ER	HR	HB	BB	IBB	SO	WP	BK	BA
2005	—Angels (ASL)	2-3	1.91	20	0	0	5	0	0	28.1	23	9	6	1	2	4	0	32	0	1	.225
	Salt Lake	0-0	0.00	1	0	0	1	0	0	1	1	0	0	0	0	0	1	0	0	0	.333
2006	—R. Cucamonga 1-2	2.10	26	0	0	8	0	1	30	20	7	7	1	3	8	0	18	1	0	.196	
	Cedar Rapids	0-0	4.05	11	0	0	0	0	0	6.2	8	3	3	0	0	0	0	7	1	0	.286

TREVOR BELL

RHP

AGE: 20 BORN: Oct. 12, 1986 in No. Hollywood, CA RESIDES: Shadow Hills, CA HT.: 6-2 WT.: 185
 BATS & THROWS: Left THROWS: Right ACQUIRED: 1st round (comp. 37th pick) of 2005 draft
 (signed, July 23, 2005)
 HIGH SCHOOL: Crescenta Valley (CA) HS COLLEGE: —
 FULL NAME: Trevor D. Bell SIGNED BY: Tim Corcoran (Angels)

Year	Club	W-L	ERA	G	GS	CG	GF	SHO	SV	IP	H	R	ER	HR	HB	BB	IBB	SO	WP	BK	BA
2005	—Angels (ASL)	0-0	4.50	4	4	0	0	0	0	8	10	4	4	0	1	3	0	7	1	0	.313
2006	—Drem	4-2	3.50	16	16	0	0	0	0	82.1	82	35	32	8	5	15	0	53	4	1	.261

NATE BOMAN

LHP

AGE: 22 BORN: Feb. 4, 1985 in Grand Forks, ND RESIDES: San Diego, CA HT.: 5-11 WT.: 180
 BATS & THROWS: Left ACQUIRED: 9th round of 2006 free agent draft (signed, Sept. 9, 2006)
 HIGH SCHOOL: Patrick Henry HS (San Diego, CA) COLLEGE: Univ. of San Diego (CA)
 FULL NAME: Nathan J. Boman SIGNED BY: Tim Corcoran (Angels)

HENRY BONILLA

RHP

AGE: 28 BORN: Aug. 16, 1978 in San Salvador RESIDES: Reno, NV HT.: 6-0 WT.: 190
 BATS & THROWS: Right ACQUIRED: Signed as free agent, Dec. 20, 2006
 HIGH SCHOOL: Galena (NV) HS COLLEGE: Tulane (LA) Univ.
 FULL NAME: Vicente Enrique Bonilla SIGNED BY: Mark Quimuyog (Twins)

Year	Club	W-L	ERA	G	GS	CG	GF	SHO	SV	IP	H	R	ER	HR	HB	BB	IBB	SO	WP	BK	BA
2000	—Quad City	2-8	4.50	15	10	1	2	0	0	62	70	39	31	3	3	25	1	50	7	0	.292
2001	—Quad City	5-6	3.22	53	0	0	H47	0	H25	58.2	61	22	21	3	2	23	2	55	4	0	.264
2002	—Fort Myers	3-1	5.04	19	0	0	8	0	1	30.1	39	19	17	4	1	7	0	18	1	0	.310
2003	—Fort Myers	1-2	4.91	10	0	0	9	0	3	11	14	6	6	2	0	3	0	11	0	0	.311
	New Britain	9-7	3.36	26	20	1	2	1	0	142	143	58	53	8	9	37	5	77	4	2	.264
2004	—New Britain	11-10	4.54	25	22	1	1	0	0	142.2	H180	75	72	14	6	36	3	67	2	1	.321
	Rochester	1-2	3.24	3	2	0	0	0	0	16.2	6	8	6	1	1	2	1	11	0	0	.250
2005	—Rochester	6-7	5.11	35	16	0	3	0	2	118	138	75	67	14	8	44	0	63	2	1	.299

Selected by Minnesota Twins in 8th round of 2000 draft; Signed, June 8, 2000; Granted free agency, Oct. 15, 2006.

JARED BONNELL

RHP

AGE: 26 BORN: Dec. 9, 1980 in Las Vegas, NV RESIDES: Las Vegas, NV HT.: 6-2 WT.: 210
 BATS & THROWS: Right ACQUIRED: Signed as free agent, Dec. 9, 2006
 HIGH SCHOOL: Durango HS (Las Vegas, NV) COLLEGE: Univ. Nevada Las Vegas
 FULL NAME: Jared Frazier Bonnell SIGNED BY: Steve Kmetko (Diamondbacks)

Year	Club	W-L	ERA	G	GS	CG	GF	SHO	SV	IP	H	R	ER	HR	HB	BB	IBB	SO	WP	BK	BA
2002	—Yakima	1-1	5.06	19	1	0	8	0	0	32	36	21	18	2	3	22	0	31	4	0	.293
2003	—Johnson City	0-0	6.23	4	0	0	0	0	0	4.1	5	4	3	0	0	3	0	3	0	0	.357
	New Jersey	1-0	5.91	6	0	0	2	0	0	10.2	10	7	7	0	1	2	0	7	0	0	.244
2004	—Reno (Ind.)	4-2	5.52	16	9	0	2	0	1	58.2	71	43	36	7	8	20	0	30	4	0	.300

Selected by Arizona Diamondbacks in 23rd round of 2002 draft; Signed, June 6, 2002; Contract purchased by St. Louis Cardinals, June 16, 2003; Released, Sept. 9, 2003.

CHRIS BOOTCHECK

RHP

For information, see 2007 Non-Roster Players Section.



ORGANIZATIONAL PLAYERS

PETER BOURJOS

OF

AGE: 20 BORN: March 31, 1987

RESIDES: Scottsdale, AZ

HT.: 6-1 WT.: 175

BATS & THROWS: Right

ACQUIRED: 10th round of 2005 free agent draft (signed, Aug. 18, 2005)

HIGH SCHOOL: Notre Dame HS (Scottsdale, AZ)

COLLEGE: —

FULL NAME: Peter Christopher Bourjos (BORE-jus)

SIGNED BY: John Gracio (Angels)

Year	Club	AVG	G	AB	R	H	2B	3B	HR	RBI	SH	SF	HBP	BB	IBB	SO	SB	CS	GDP	SLG	OBP	E
2006	—Orem	.292	65	250	42	73	16	7	5	28	5	0	2	22	1	67	13	5	3	.472	.354	3

DOUG BRANDT

LHP

AGE: 22 BORN: Oct. 23, 1984 in Oceanside, CA

RESIDES: Hemet, CA

HT.: 6-0 WT.: 205

BATS & THROWS: Left

ACQUIRED: 43rd round of 2006 free agent draft (signed, June 11, 2006)

HIGH SCHOOL: West Valley HS (Hemet, CA)

COLLEGE: Cal St. San Bernardino (CA)

FULL NAME: Douglas Joshua Brandt

SIGNED BY: Tim Corcoran (Angels)

Year	Club	W-L	ERA	G	GS	CG	GF	SHO	SV	IP	H	R	ER	HR	HB	BB	IBB	SO	WP	BK	BA
2006	—Angels (ASL)	1-1	4.79	14	0	0	4	0	1	20.2	20	12	11	0	2	10	0	29	1	0	.253

TADD BREWER

INF

AGE: 22 BORN: May 4, 1984 in Henderson, KY

RESIDES: Brentwood, TN

HT.: 6-2 WT.: 190

BATS & THROWS: Right

ACQUIRED: 17th round of 2006 free agent draft (signed, June 12, 2006)

HIGH SCHOOL: Union County HS (Sturgis, KY)

COLLEGE: Lipscomb Univ. (Nashville, TN)

FULL NAME: Tadd Aaron Brewer

SIGNED BY: Jim Corcoran (Angels)

Year	Club	AVG	G	AB	R	H	2B	3B	HR	RBI	SH	SF	HBP	BB	IBB	SO	SB	CS	GDP	SLG	OBP	E
2006	—Orem	.285	56	193	17	55	9	3	1	27	7	2	10	22	1	26	9	6	4	.378	.383	11

MATT BROWN

INF

For information, see 2007 40-Man Roster Biographies.

BARRET BROWNING

LHP

AGE: 22 BORN: Dec. 28, 1984 in Brunswick, GA

RESIDES: Jesup, GA

HT.: 6-1 WT.: 175

BATS & THROWS: Left

ACQUIRED: 28th round of 2006 free agent draft (signed, June 13, 2006)

HIGH SCHOOL: Wayne County HS (Jesup, GA)

COLLEGE: Florida State Univ. (Tallahassee, FL)

FULL NAME: Gary Barret Browning

SIGNED BY: Tom Kotchman (Angels)

Year	Club	W-L	ERA	G	GS	CG	GF	SHO	SV	IP	H	R	ER	HR	HB	BB	IBB	SO	WP	BK	BA
2006	—Orem	3-2	3.05	23	0	0	4	0	1	41.1	33	17	14	3	3	13	0	40	2	1	.220

LARRY BUCKLEY

RHP

AGE: 27 BORN: Sept. 18, 1979 in Baton Rouge, LA

RESIDES: Brandon, MS

HT.: 6-6 WT.: 230

BATS & THROWS: Right

ACQUIRED: Signed as free agent, July 1, 2003

HIGH SCHOOL: Brandon HS (MS)

COLLEGE: Jacksonville State Univ. (AL)

FULL NAME: Larry Allen Buckley Jr.

SIGNED BY: Jeff Crane (Angels)

Year	Club	W-L	ERA	G	GS	CG	GF	SHO	SV	IP	H	R	ER	HR	HB	BB	IBB	SO	WP	BK	BA
2003	—Angels (ASL)	2-0	0.59	10	0	0	2	0	0	15.1	11	3	1	0	3	4	0	12	1	0	.220
	R. Cucamonga	1-0	6.50	6	4	0	0	0	0	18	20	13	13	3	1	7	0	22	3	0	.270
2004	—Cedar Rapids	4-1	4.04	47	0	0	12	0	1	71.1	67	41	32	4	9	33	1	68	9	0	.239
2005	—R. Cucamonga	4-4	4.20	54	0	0	21	0	3	79.1	76	43	37	7	6	52	0	96	4	0	.253
2006	—Arkansas	1-2	4.84	10	0	0	2	0	0	22.1	25	12	12	5	2	13	0	19	2	0	.287

BROK BUTCHER

RHP

AGE: 23 BORN: Oct. 13, 1983 in Long Beach, CA

RESIDES: Camarillo, CA

HT.: 6-1 WT.: 210

BATS & THROWS: Right

ACQUIRED: 25th round of 2005 free agent draft (signed, Aug. 27, 2005)

HIGH SCHOOL: Santa Ynez (CA) HS

COLLEGE: Oxnard (CA) Comm. College

FULL NAME: Brok Smith Butcher

SIGNED BY: Bobby DeJardin (Angels)

Year	Club	W-L	ERA	G	GS	CG	GF	SHO	SV	IP	H	R	ER	HR	HB	BB	IBB	SO	WP	BK	BA
2006	—Cedar Rapids	4-3	3.94	19	7	1	1	1	0	59.1	64	29	26	4	3	12	0	32	5	0	.278
	Angels (ASL)	1-0	1.56	4	4	0	0	0	0	17.1	11	3	3	0	0	4	0	16	1	0	.183
	Orem	0-0	9.00	1	0	0	0	0	0	5	6	5	5	1	0	3	0	0	0	0	.300

ORGANIZATIONAL PLAYERS

FRANCIS CABRERA

RHP

AGE: 19 BORN: May 27, 1987 in Santiago, DR

RESIDES: Santiago, DR

HT.: 6-1 WT.: 184

BATS & THROWS: Right

ACQUIRED: Signed as free agent, June 11, 2005

HIGH SCHOOL: —

COLLEGE: —

FULL NAME: Francis Saviel Cabrera Polanco

SIGNED BY: Leo Perez (Angels)

Year	Club	W-L	ERA	G	GS	CG	GF	SHO	SV	IP	H	R	ER	HR	HB	BB	IBB	SO	WP	BK	BA
2005	—Angels (DSL)	1-0	1.15	9	0	0	6	0	1	15.2	12	4	2	0	2	1	0	10	0	1	.211
2006	—Angels (DSL)	6-2	2.28	14	14	0	0	0	0	83	57	24	21	2	8	23	0	76	7	1	.193

LEONARDO CALDERON

LHP

AGE: 20 BORN: July 31, 1986 in Loiza, PR

RESIDES: Loiza, PR

HT.: 6-0 WT.: 165

BATS & THROWS: Left

ACQUIRED: 10th round of 2006 free agent draft (signed, June 27, 2006)

HIGH SCHOOL: Puerto Rico Baseball Acad.

COLLEGE: Lake City (FL) Comm. College

FULL NAME: Leonardo Calderon Diaz

SIGNED BY: Tom Kotchman (Angels)

Year	Club	W-L	ERA	G	GS	CG	GF	SHO	SV	IP	H	R	ER	HR	HB	BB	IBB	SO	WP	BK	BA
2006	—Orem	2-2	8.39	13	3	0	3	0	0	24.2	27	25	23	5	2	20	0	16	4	0	.281

EDGAR CAMACHO

RHP

AGE: 19 BORN: April 11, 1987 in Maracay, VZ

RESIDES: Maracay, VZ

HT.: 6-2 WT.: 170

BATS & THROWS: Right

ACQUIRED: Signed as free agent, Jan. 19, 2006

HIGH SCHOOL: —

COLLEGE: —

FULL NAME: Edgar Guillermo Camacho

SIGNED BY: Carlos Porte (Angels)

Year	Club	W-L	ERA	G	GS	CG	GF	SHO	SV	IP	H	R	ER	HR	HB	BB	IBB	SO	WP	BK	BA
2006	—Angels (DSL)	3-0	0.40	11	0	0	7	0	3	22.2	13	3	1	0	4	11	0	12	2	0	.173

YSMAEL CARMONA

RHP

AGE: 22 BORN: Feb. 12, 1985 in San Cristobal, DR

RESIDES: San Cristobal, DR

HT.: 6-0 WT.: 165

BATS & THROWS: Right

ACQUIRED: Signed as free agent, Sept. 30, 2003

HIGH SCHOOL: Colegio Cristiano El Alfarero (DR)

COLLEGE: —

FULL NAME: Ysmael Carmona

SIGNED BY: Leo Perez (Angels)

Pitching

Year	Club	W-L	ERA	G	GS	CG	GF	SHO	SV	IP	H	R	ER	HR	HB	BB	IBB	SO	WP	BK	BA
2005	—Angels (DSL)	1-0	2.91	14	1	0	9	0	1	21.2	16	10	7	0	3	12	1	21	3	0	.195
2006	—Angels (ASL)	0-0	13.09	10	1	0	1	0	0	11	19	22	16	1	4	16	0	10	1	0	.373

Batting

Year	Club	AVG	G	AB	R	H	2B	3B	HR	RBI	SH	SF	HBP	BB	IBB	SO	SB	CS	GDP	SLG	OBP	E
2004	—Angels (DSL)	.127	24	71	10	9	1	1	1	11	0	0	3	10	0	30	7	2	0	.211	.262	1

BOBBY CASSEVAH

RHP

AGE: 21 BORN: Sept. 11, 1985 in Jacksonville, FL

RESIDES: Pensacola, FL

HT.: 6-3 WT.: 195

BATS & THROWS: Right

ACQUIRED: 34th round of 2004 free agent draft (signed, Aug. 3, 2004)

HIGH SCHOOL: Pace HS (FL)

COLLEGE: —

FULL NAME: Robert Alan Cassevah

SIGNED BY: Tom Kotchman (Angels)

Year	Club	W-L	ERA	G	GS	CG	GF	SHO	SV	IP	H	R	ER	HR	HB	BB	IBB	SO	WP	BK	BA
2005	—Angels (ASL)	2-5	5.40	15	4	0	2	0	0	45	57	28	27	2	7	14	0	27	2	0	.318
2006	—Orem	2-5	6.80	16	10	0	0	0	0	41	57	40	31	1	2	38	0	32	0	0	.337

JEFFRIE CASTANO

OF

AGE: 19 BORN: Oct. 1, 1987 in Villa Altigracia, DR

RESIDES: Villa Altigracia, DR

HT.: 6-1 WT.: 180

BATS & THROWS: Right

ACQUIRED: Signed as free agent, Jan. 17, 2006

HIGH SCHOOL: —

COLLEGE: —

FULL NAME: Jeffrie Alan Castano

SIGNED BY: Leo Perez (Angels)

Year	Club	AVG	G	AB	R	H	2B	3B	HR	RBI	SH	SF	HBP	BB	IBB	SO	SB	CS	GDP	SLG	OBP	E
2006	—Angels (DSL)	.241	33	112	18	27	9	0	2	14	1	0	0	13	0	21	2	3	2	.375	.320	3



ORGANIZATIONAL PLAYERS

ANGEL CASTILLO

OF

AGE: 17 BORN: June 7, 1989 in Caracas, VZ RESIDES: Santa Lucia, Miranda, VZ HT.: 6-3 WT.: 190
 BATS & THROWS: Right ACQUIRED: Signed as free agent, Aug. 17, 2005
 HIGH SCHOOL: UE Santa Lucia de Siracuta (VZ) COLLEGE: —
 FULL NAME: Angel Antonio Castillo Herrera SIGNED BY: Amador Arias (Angels)

Year	Club	AVG	G	AB	R	H	2B	3B	HR	RBI	SH	SF	HBP	BB	IBB	SO	SB	CS	GDP	SLG	OBP	E
2006	—Angels (ASL)	.255	36	137	22	35	7	2	2	15	1	1	3	15	1	45	5	3	2	.380	.340	0

JUAN CHEVALIER

RHP

AGE: 19 BORN: Dec. 27, 1987 in Neyba, DR RESIDES: San Cristobal, DR HT.: 6-2 WT.: 190
 BATS & THROWS: Right ACQUIRED: Signed as free agent, March 3, 2006
 HIGH SCHOOL: — COLLEGE: —
 FULL NAME: Juan Chevalier Valdez SIGNED BY: Leo Perez (Angels)

Year	Club	W-L	ERA	G	GS	CG	GF	SHO	SV	IP	H	R	ER	HR	HB	BB	IBB	SO	WP	BK	BA
2006	—Angels (DSL)	5-0	1.31	10	10	0	0	0	0	55	38	12	8	2	5	12	0	54	4	0	.198

EDUARDO CHILE

RHP

AGE: 23 BORN: Feb. 6, 1984 in North Bergen, NJ RESIDES: Hiialeah, FL HT.: 6-0 WT.: 195
 BATS & THROWS: Right ACQUIRED: 38th round of 2006 free agent draft (signed, June 13, 2006)
 HIGH SCHOOL: North Miami (FL) HS COLLEGE: Rollins College (Winter Park, FL)
 FULL NAME: Eduardo Chile SIGNED BY: Tom Kotchman (Angels)

Year	Club	W-L	ERA	G	GS	CG	GF	SHO	SV	IP	H	R	ER	HR	HB	BB	IBB	SO	WP	BK	BA
2006	—Angels (ASL)	0-1	6.28	11	0	0	5	0	0	14.1	16	11	10	1	1	10	0	10	5	0	.286

ROBERT COELLO

C

AGE: 22 BORN: Nov. 23, 1984 in Bayonne, NJ RESIDES: Winter Haven, FL HT.: 6-4 WT.: 215
 BATS & THROWS: Right ACQUIRED: Signed as free agent, Sept. 5, 2006
 HIGH SCHOOL: Lake Region HS (Eagle Lake, FL) COLLEGE: Okaloosa-Walton CC (Niceville, FL)
 FULL NAME: Robert Coello SIGNED BY: Dan Lynch (Angels)

MICHAEL COLLINS

C

AGE: 22 BORN: July 18, 1984 in Canberra, AUS RESIDES: Canberra, AUS HT.: 6-3 WT.: 213
 BATS & THROWS: Right ACQUIRED: Signed as free agent, Jan. 21, 2001
 HIGH SCHOOL: Daramalan College (AUS) COLLEGE: —
 FULL NAME: Michael John Donald Collins SIGNED BY: Grant Weir (Angels)

Year	Club	AVG	G	AB	R	H	2B	3B	HR	RBI	SH	SF	HBP	BB	IBB	SO	SB	CS	GDP	SLG	OBP	E
2001	—Angels (ASL)	.179	20	39	2	7	0	0	0	1	0	0	1	3	0	11	1	0	1	.179	.256	2
2002	—Angels (ASL)	.275	43	153	23	42	10	1	0	22	0	1	5	14	0	31	7	3	2	.353	.353	4
2003	—Angels (ASL)	.368	11	38	9	14	5	1	0	6	0	2	2	2	0	5	0	0	0	.553	.409	3
	Provo	.333	37	132	20	44	8	2	1	15	0	2	2	3	0	19	0	0	2	.447	.353	2
2004	—Cedar Rapids	.207	33	111	10	23	6	0	1	12	1	0	4	13	0	21	0	3	3	.288	.313	1
2005	—Cedar Rapids	.320	100	363	64	116	32	3	7	64	1	3	25	34	1	44	16	8	5	.482	.412	15
2006	—R. Cucamonga	.291	125	477	61	139	29	1	7	82	1	3	33	29	1	74	9	9	9	.400	.371	14

CARLOS COLMENARES

INF

AGE: 21 BORN: Feb. 11, 1986 in Valencia, Car., VZ RESIDES: Ciudad Alianza, Guacara, VZ HT.: 6-0 WT.: 175
 BATS & THROWS: Right ACQUIRED: Signed as free agent, May 3, 2004
 HIGH SCHOOL: UE El Nazareno (VZ) COLLEGE: —
 FULL NAME: Carlos Alberto Colmenares Torres SIGNED BY: Carlos Porte (Angels)

Year	Club	AVG	G	AB	R	H	2B	3B	HR	RBI	SH	SF	HBP	BB	IBB	SO	SB	CS	GDP	SLG	OBP	E
2004	—Angels (DSL)	.225	44	142	20	32	5	0	0	14	1	3	2	17	0	40	6	3	3	.261	.311	12
2005	—Angels (DSL)	.283	65	212	39	60	9	1	1	31	7	3	5	47	0	52	20	6	4	.349	.419	22
2006	—Angels (ASL)	.243	33	115	21	28	8	1	1	11	5	0	1	17	0	19	3	6	2	.357	.346	13
	Orem	.205	12	39	6	8	1	0	0	1	2	0	0	1	0	5	0	0	3	.231	.225	3



ORGANIZATIONAL PLAYERS

HANK CONGER

C

AGE: 19 BORN: Jan. 29, 1988 in Federal Way, WA RESIDES: Huntington Beach, CA HT.: 6-0 WT.: 205
 BATS: Switch THROWS: Right ACQUIRED: 1st round (25th pick) of 2005 free agent draft (signed, June 16, 2006)

HIGH SCHOOL: Huntington Beach (CA) HS

FULL NAME: Hyun Choi Conger

COLLEGE: —

SIGNED BY: Bobby DeJardin (Angels)

Year	Club	AVG	G	AB	R	H	2B	3B	HR	RBI	SH	SF	HBP	BB	IBB	SO	SB	CS	GDP	SLG	OBP	E
2006	—Angels (ASL)	.319	19	69	11	22	3	4	1	11	0	0	0	7	0	11	1	0	0	.522	.382	2

P.J. CONNELLY

LHP

AGE: 23 BORN: June 27, 1983 in Beloit, WI RESIDES: Greenville, NC HT.: 6-4 WT.: 210
 BATS & THROWS: Left ACQUIRED: Signed as free agent, Feb. 8, 2006

HIGH SCHOOL: Beloit (WI) Memorial HS

COLLEGE: East Carolina Univ. (Greenville, NC)

FULL NAME: Patrick James Connelly

SIGNED BY: Tom Kotchman (Angels)

Year	Club	W-L	ERA	G	GS	CG	GF	SHO	SV	IP	H	R	ER	HR	HB	BB	IBB	SO	WP	BK	BA
2006	—Orem	4-2	2.95	19	0	0	5	0	0	36.2	35	20	12	1	2	13	0	33	2	0	.240

IVAN CONTRERAS

INF

AGE: 20 BORN: Jan. 3, 1987 in Santo Domingo, DR RESIDES: Balltona, Santo Domingo, DR HT.: 5-9 WT.: 155
 BATS: Switch THROWS: Right ACQUIRED: Signed as free agent, May 24, 2005

HIGH SCHOOL: Liceo Escuela Esteban Menline

COLLEGE: —

FULL NAME: Ivan Contreras Ramirez

SIGNED BY: Leo Perez (Angels)

Year	Club	AVG	G	AB	R	H	2B	3B	HR	RBI	SH	SF	HBP	BB	IBB	SO	SB	CS	GDP	SLG	OBP	E
2005	—Angels (DSL)	.215	55	172	41	37	10	4	0	23	3	1	3	48	0	35	28	6	4	.320	.393	11
2006	—Angels (DSL)	.255	58	196	39	50	8	10	1	15	6	2	1	27	0	41	8	4	1	.413	.345	9

AARON COOK

RHP

AGE: 23 BORN: Oct. 20, 1983 in Rockledge, FL RESIDES: Rockledge, FL HT.: 6-5 WT.: 175
 BATS & THROWS: Right ACQUIRED: 35th round of 2006 free agent draft (signed, June 13, 2006)

HIGH SCHOOL: Rockledge (FL) HS

COLLEGE: Univ. of Tampa (FL)

FULL NAME: Aaron Robert Cook

SIGNED BY: Tom Kotchman (Angels)

Year	Club	W-L	ERA	G	GS	CG	GF	SHO	SV	IP	H	R	ER	HR	HB	BB	IBB	SO	WP	BK	BA
2006	—Orem	3-2	4.50	23	0	0	8	0	2	30	36	17	15	2	2	15	0	23	2	0	.303

BRAD COON

OF

AGE: 24 BORN: Dec. 11, 1982 in Euclid, OH RESIDES: Willowick, OH HT.: 6-0 WT.: 175
 BATS & THROWS: Left ACQUIRED: 15th round of 2005 free agent draft (signed, June 14, 2005)

HIGH SCHOOL: Eastlake North (OH) HS

COLLEGE: Trevecca Nazarene Univ. (Nashville, TN)

FULL NAME: Bradley Coon

SIGNED BY: John Burden (Angels)

Year	Club	AVG	G	AB	R	H	2B	3B	HR	RBI	SH	SF	HBP	BB	IBB	SO	SB	CS	GDP	SLG	OBP	E
2005	—Orem	.300	61	223	42	67	7	3	0	18	2	0	1	28	0	47	19	7	1	.359	.381	2
2006	—Cedar Rapids	.278	124	457	79	127	18	8	0	29	11	6	6	75	0	82	H55	21	5	.352	.382	4

JOSH COWLES

RHP

AGE: 22 BORN: June 7, 1984 in Nampa, ID RESIDES: Redlands, CA HT.: 6-2 WT.: 210
 BATS & THROWS: Right ACQUIRED: 8th round of 2003 free agent draft (signed, June 17, 2003)

HIGH SCHOOL: Redlands East Valley HS (CA)

COLLEGE: —

FULL NAME: Josh Samuel Cowles

SIGNED BY: Tim Corcoran (Angels)

Pitching

Year	Club	W-L	ERA	G	GS	CG	GF	SHO	SV	IP	H	R	ER	HR	HB	BB	IBB	SO	WP	BK	BA
2006	—Orem	0-0	5.23	10	0	0	5	0	0	10.1	12	10	6	1	1	8	0	10	3	0	.267

Hitting

Year	Club	AVG	G	AB	R	H	2B	3B	HR	RBI	SH	SF	HBP	BB	IBB	SO	SB	CS	GDP	SLG	OBP	E
2003	—Angels (ASL)	.208	47	154	16	32	8	3	1	18	0	1	4	25	0	66	2	2	1	.318	.332	8
2004	—Angels (ASL)	.201	50	169	16	34	11	0	0	10	0	1	0	26	0	59	9	3	2	.266	.306	7
2005	—Orem	.203	44	123	25	25	3	0	6	23	1	2	7	16	0	46	3	1	2	.374	.324	2



ORGANIZATIONAL PLAYERS

RAFAEL CRUZ CHAVEZ

RHP

AGE: 21 BORN: Aug. 20, 1985 in Veracruz, MX RESIDES: Veracruz, MX HT.: 6-2 WT.: 175
 BATS & THROWS: Right ACQUIRED: Signed as free agent, Aug. 1, 2002
 HIGH SCHOOL: Ignacio de la Llave (MX) COLLEGE: —
 FULL NAME: Rafael Alfonso Cruz Chavez SIGNED BY: Felipe Gutierrez (Angels)

Year	Club	W-L	ERA	G	GS	CG	GF	SHO	SV	IP	H	R	ER	HR	HB	BB	IBB	SO	WP	BK	BA
2003	—Angels (DSL)	5-3	3.26	10	10	1	0	1	0	66.1	89	31	24	1	4	5	0	55	3	0	.312
2004	—Angels (ASL)	1-4	3.77	13	1	0	7	0	0	31	31	15	13	0	3	9	2	20	3	1	.269
2005	—R. Cucamonga	0-0	3.75	5	0	0	0	0	0	12	13	5	5	2	1	1	0	4	1	0	.265
	Drem	3-2	3.76	19	0	0	10	0	1	38.1	46	21	16	5	3	3	0	26	0	0	.301
2006	—Salt Lake	0-0	11.81	5	0	0	3	0	0	5.1	8	7	7	3	0	1	0	4	1	0	.348
	Cedar Rapids	0-0	1.69	12	0	0	2	0	0	21.1	22	6	4	2	0	2	0	5	0	1	.272
	R. Cucamonga	2-1	7.25	24	0	0	4	0	0	36	54	31	29	2	3	4	0	10	1	0	.353

DANIEL DAVIDSON

LHP

AGE: 26 BORN: Jan. 8, 1981 in Panama City, FL RESIDES: Lynn Haven, FL HT.: 6-4 WT.: 225
 BATS & THROWS: Left ACQUIRED: 13th round of 2003 free agent draft (signed, June 11, 2003)
 HIGH SCHOOL: Mosley HS (Panama City, FL) COLLEGE: Florida State Univ. (Tallahassee, FL)
 FULL NAME: Daniel Gerome Davidson SIGNED BY: Tom Kotchman (Angels)

Year	Club	W-L	ERA	G	GS	CG	GF	SHO	SV	IP	H	R	ER	HR	HB	BB	IBB	SO	WP	BK	BA
2003	—Provo	8-2	11.64	15	13	0	0	0	0	71.1	65	17	13	3	3	15	0	50	3	0	.240
2004	—R. Cucamonga	12-7	4.57	28	28	0	0	0	0	163.1	196	92	83	15	9	4	0	121	3	2	.301
2005	—Arkansas	13-5	4.72	28	26	1	0	0	0	154.1	179	94	81	22	5	45	0	110	6	1	.289
2006	—Arkansas	2-8	5.64	29	16	0	6	0	0	113.1	146	81	71	13	4	43	0	62	5	0	.319
	Salt Lake	1-2	5.79	4	4	1	0	0	0	23.1	32	16	15	3	0	6	0	17	1	0	.323

JOSH DAVIES

INF

AGE: 21 BORN: Sept. 12, 1985 in Bendigo, AUS RESIDES: Strathfieldsaye, AUS HT.: 6-4 WT.: 200
 BATS & THROWS: Right ACQUIRED: Signed as free agent, Jan. 21, 2003
 HIGH SCHOOL: Bendigo Sr. Secondary College (AUS) COLLEGE: —
 FULL NAME: Joshua Marc Davies SIGNED BY: Grant Weir (Angels)

Year	Club	AVG	G	AB	R	H	2B	3B	HR	RBI	SH	SF	HBP	BB	IBB	SO	SB	CS	GDP	SLG	OBP	E
2004	—Angels (ASL)	.255	40	137	14	35	3	2	1	10	1	1	5	0	37	4	1	7	.328	.285	17	
2005	—Angels (ASL)	.293	44	157	19	46	11	0	2	23	0	1	1	6	30	5	6	5	.401	.321	20	
2006	—Cedar Rapids	.242	41	153	23	37	5	5	3	22	1	0	0	10	0	45	4	3	.399	.288	7	

DEVIN DAY

INF

AGE: 26 BORN: Sept. 3, 1980 in Provo, UT RESIDES: Gilbert, AZ HT.: 6-1 WT.: 200
 BATS & THROWS: Right ACQUIRED: Signed as free agent, July 23, 2004
 HIGH SCHOOL: Gilbert HS (AZ) COLLEGE: Univ. of Arkansas (Fayetteville, ARK)
 FULL NAME: Devin Carl Day SIGNED BY: Jack Uhey (Angels)

Hitting

Year	Club	AVG	G	AB	R	H	2B	3B	HR	RBI	SH	SF	HBP	BB	IBB	SO	SB	CS	GDP	SLG	OBP	E
2004	—Angels (ASL)	.274	22	73	12	20	1	0	0	6	0	0	3	6	0	22	4	1	1	.288	.354	3
2005	—R. Cucamonga	.284	60	215	34	61	13	1	5	22	0	2	0	13	0	55	3	3	1	.423	.322	4
2006	—R. Cucamonga	.273	10	33	4	9	4	0	0	7	0	0	0	5	0	9	0	1	0	.394	.368	2
	Arkansas	.168	52	173	21	29	8	0	2	14	1	1	6	10	0	52	2	3	4	.249	.237	10

Pitching

Year	Club	W-L	ERA	G	GS	CG	GF	SHO	SV	IP	H	R	ER	HR	HB	BB	IBB	SO	WP	BK	BA
2006	—Arkansas	0-0	0.00	1	0	0	1	0	0	1	1	0	0	0	0	0	0	0	0	0	.250

LUIS DE LA CRUZ

INF

AGE: 20 BORN: Feb. 26, 1987 in San Cristobal, DR RESIDES: San Cristobal, DR HT.: 6-0 WT.: 160
 BATS & THROWS: Right ACQUIRED: Signed as free agent, Feb. 1, 2005
 HIGH SCHOOL: Lideo Anu Lidia Miranda (DR) COLLEGE: —
 FULL NAME: Luis Alfredo De La Cruz Ramirez SIGNED BY: Leo Perez (Angels)

Year	Club	AVG	G	AB	R	H	2B	3B	HR	RBI	SH	SF	HBP	BB	IBB	SO	SB	CS	GDP	SLG	OBP	E
2005	—Angels (DSL)	.205	26	39	9	8	1	0	1	4	0	0	0	1	0	16	1	0	0	.308	.226	0
2006	—Angels (DSL)	.087	14	23	2	2	0	0	1	3	0	0	2	2	0	15	1	1	0	.217	.222	1



ORGANIZATIONAL PLAYERS

ANEL DE LOS SANTOS

C

AGE: 18 BORN: June 19, 1988 in San Cristobal, DR RESIDES: Madre Vieja, San Cristobal, DR HT.: 6-0 WT.: 180
 BATS & THROWS: Right ACQUIRED: Signed as free agent, Feb. 1, 2005
 HIGH SCHOOL: Manuel Marice Valencia (DR) COLLEGE: —
 FULL NAME: Anel Manuel De Los Santos SIGNED BY: Leo Perez (Angels)

Year	Club	AVG	G	AB	R	H	2B	3B	HR	RBI	SH	SF	HBP	BB	IBB	SO	SB	CS	GDP	SLG	OBP	E
2005	—Angels (DSL)	.226	35	124	15	28	6	1	3	14	0	0	2	3	0	33	4	2	3	.363	.256	1
2006	—Angels (ASL)	.250	29	104	12	26	4	3	1	11	0	1	1	6	0	28	2	2	0	.375	.295	6

BRENTON DEL CHIARO

C

For information, see 2007 Non-Roster Players Section.

FREDERIC DELOIZAGA-CARNEY

RHP

AGE: 24 BORN: Aug. 21, 1982 in Koln, GER RESIDES: Denver, CO HT.: 6-3 WT.: 215
 BATS & THROWS: Right ACQUIRED: 33rd round of 2004 free agent draft (signed, June 11, 2004)
 HIGH SCHOOL: Arapahoe HS (Littleton, CO) COLLEGE: Regis Univ. (Denver, CO)
 FULL NAME: Frederic Lawrence DeLoizaga-Carney SIGNED BY: Jeff Scholzen (Angels)

Year	Club	W-L	ERA	G	GS	CG	GF	SHO	SV	IP	H	R	ER	HR	HB	BB	IBB	SO	WP	BK	BA
2004	—Provo	1-1	5.10	19	0	0	5	0	1	30	33	19	17	3	2	10	0	25	1	0	.284
2005	—Cedar Rapids	0-0	3.57	21	0	0	13	0	7	22.2	24	10	9	1	2	6	0	20	1	1	.279
	R. Cucamonga	1-1	8.91	23	0	0	6	0	1	33.1	48	33	33	9	2	22	0	29	4	0	.350
2006	—R. Cucamonga	1-3	4.06	23	0	0	6	0	3	37.2	38	19	17	2	4	23	0	32	3	0	.259

AMALIO DIAZ

RHP

AGE: 20 BORN: Sept. 10, 1986 in Puerto La Cruz, VZ RESIDES: Puerto La Cruz, Anzo., VZ HT.: 6-2 WT.: 170
 BATS & THROWS: Right ACQUIRED: Signed as free agent, July 14, 2003
 HIGH SCHOOL: Pedro Maria Freitas (VZ) COLLEGE: —
 FULL NAME: Amalio Jose Diaz Fermin SIGNED BY: Carlos Porte/Amador Arias (Angels)

Year	Club	W-L	ERA	G	GS	CG	GF	SHO	SV	IP	H	R	ER	HR	HB	BB	IBB	SO	WP	BK	BA
2004	—Angels (DSL)	6-0	1.13	10	5	0	2	0	0	39.2	21	5	5	0	0	11	0	28	0	0	.159
2005	—Angels (ASL)	4-2	4.31	19	0	0	10	0	4	31.1	34	21	15	2	2	9	0	28	4	1	.272
2006	—R. Cucamonga	3-0	1.52	4	4	0	0	0	0	23.2	24	4	4	1	0	5	0	10	1	0	.264
	Angels (ASL)	0-1	6.00	1	1	0	0	0	0	6	7	5	4	1	1	0	0	2	0	0	.280
	Orem	0-2	3.38	3	3	0	0	0	0	16	17	8	6	2	0	2	0	11	2	0	.262
	Cedar Rapids	2-1	5.18	7	6	0	0	0	0	33	51	20	19	5	0	8	0	26	5	0	.357

RAYMI DICENT

OF

AGE: 19 BORN: Nov. 15, 1987 in Villa Altagracial, DR RESIDES: San Geronimo, Sto. Domingo, DR HT.: 6-0 WT.: 180
 BATS & THROWS: Right ACQUIRED: Signed as free agent, Aug. 8, 2005
 HIGH SCHOOL: — COLLEGE: —
 FULL NAME: Raymi Yessil Dient Zapata SIGNED BY: Leo Perez (Angels)

Year	Club	AVG	G	AB	R	H	2B	3B	HR	RBI	SH	SF	HBP	BB	IBB	SO	SB	CS	GDP	SLG	OBP	E
2005	—Angels (DSL)	.000	4	10	1	0	0	0	0	0	0	0	0	2	0	6	0	0	0	.000	.167	0
2006	—Angels (DSL)	.242	44	153	24	37	7	2	3	24	2	3	0	17	1	41	7	4	4	.373	.312	2

GREGORY DINI

C

AGE: 24 BORN: Jan. 18, 1983 in Winter Park, FL RESIDES: Longwood, FL HT.: 6-2 WT.: 200
 BATS & THROWS: Right ACQUIRED: 12th round of 2005 free agent draft (Signed, June 30, 2005)
 HIGH SCHOOL: Bishop Moore HS (Orlando, FL) COLLEGE: Tulane Univ. (New Orleans, LA)
 FULL NAME: Gregory Nicholas Dini (DEE-nee) SIGNED BY: Chad MacDonald (Angels)

Year	Club	AVG	G	AB	R	H	2B	3B	HR	RBI	SH	SF	HBP	BB	IBB	SO	SB	CS	GDP	SLG	OBP	E
2005	—Orem	.351	12	37	6	13	4	0	0	4	1	0	0	1	0	6	0	0	1	.459	.368	2
	Cedar Rapids	.172	9	29	1	5	2	0	0	1	1	0	2	2	0	6	0	0	1	.241	.273	1
2006	—Cedar Rapids																					Did Not Play



ORGANIZATIONAL PLAYERS

JACOB DIXON

RHP

AGE: 23 **BORN:** April 26, 1983 in Pittsfield, IL **RESIDES:** Oneida, IL **HT.:** 6-5 **WT.:** 216
BATS & THROWS: Right **ACQUIRED:** 36th round of 2005 free agent draft (signed, May 27, 2006)
HIGH SCHOOL: Rowva HS (Oneida, IL) **COLLEGE:** Univ. of No. Florida (Jacksonville, FL)
FULL NAME: Jacob Charles Dixon **SIGNED BY:** Tom Kotchman (Angels)

Year	Club	W-L	ERA	G	GS	CG	GF	SHO	SV	IP	H	R	ER	HR	HB	BB	IBB	SO	WP	BK	BA
2006	Orem	0-0	22.85	4	0	0	0	0	0	4.1	11	11	11	3	0	4	0	3	3	0	.440

JOAQUIN DONE

RHP

AGE: 18 **BORN:** Oct. 30, 1988 in San Cristobal, DR **RESIDES:** San Cristobal, DR **HT.:** 6-3 **WT.:** 200
BATS & THROWS: Right **ACQUIRED:** Signed as free agent, Aug. 5, 2005
HIGH SCHOOL: — **COLLEGE:** —
FULL NAME: Joaquin Alberto Done **SIGNED BY:** Leo Perez (Angels)

Year	Club	W-L	ERA	G	GS	CG	GF	SHO	SV	IP	H	R	ER	HR	HB	BB	IBB	SO	WP	BK	BA
2006	Angels (DSL)	3-2	1.36	9	9	0	0	0	0	39.2	21	12	6	1	1	23	0	37	4	1	.154

LUIS DUARTE

RHP

AGE: 19 **BORN:** Aug. 7, 1987 in Managas, VZ **RESIDES:** Miranda, VZ **HT.:** 6-1 **WT.:** 180
BATS & THROWS: Right **ACQUIRED:** Signed as free agent, July 1, 2005
HIGH SCHOOL: Liceo Dr. Henrique Toledo Trujillo (VZ) **COLLEGE:** —
FULL NAME: Luis Domingo Duarte Urbaneja **SIGNED BY:** Amador Arias (Angels)

Year	Club	W-L	ERA	G	GS	CG	GF	SHO	SV	IP	H	R	ER	HR	HB	BB	IBB	SO	WP	BK	BA
2005	Angels (DSL)	0-0	0.00	2	0	0	0	0	0	2	2	0	0	0	0	0	0	0	0	0	.250
2006	Angels (DSL)	3-0	2.16	10	1	0	5	0	0	16.2	14	4	4	0	1	7	0	17	3	0	.237

TIM DUFF

C

For information, see 2007 Non-Roster Players Section.

KYLE EDENS

RHP

AGE: 27 **BORN:** Jan. 25, 1980 in San Antonio, TX **RESIDES:** San Antonio, TX **HT.:** 5-10 **WT.:** 190
BATS & THROWS: Right **ACQUIRED:** From Cincinnati in exchange for RHP Esteban Yan, May 30, 2006
HIGH SCHOOL: James Madison HS (San Antonio, TX) **COLLEGE:** Baylor Univ. (Waco, TX)
FULL NAME: Kyle O. Edens **SIGNED BY:** Jimmy Gonzalez (Reds)

Year	Club	W-L	ERA	G	GS	CG	GF	SHO	SV	IP	H	R	ER	HR	HB	BB	IBB	SO	WP	BK	BA
2003	Potomac	0-5	4.91	28	2	0	11	0	3	55	73	39	30	2	0	16	1	45	1	0	.322
	Dayton	0-0	1.80	6	0	0	5	0	1	10	9	2	2	1	0	3	0	6	2	0	.237
2004	Potomac	2-4	5.51	14	5	0	4	0	1	47.1	56	34	29	6	2	15	2	23	1	0	.292
	Dayton	0-3	2.36	15	4	0	9	0	2	42	34	14	11	4	3	11	0	30	3	0	.224
2005	Sarasota	8-3	2.62	37	3	0	11	0	3	82.1	79	33	24	4	10	27	0	64	4	1	.256
2006	Sarasota	2-1	5.46	18	0	0	5	0	0	29.2	41	19	18	1	1	9	0	25	2	0	.333
	Arkansas	3-3	6.46	25	1	0	9	0	1	47.1	69	40	34	6	0	30	0	32	2	0	.345

MADISON EDWARDS

C

AGE: 23 **BORN:** Sept. 1, 1983 in Midland, TX **RESIDES:** Midland, TX **HT.:** 5-11 **WT.:** 190
BATS: Left **THROWS:** Right **ACQUIRED:** Signed as free agent, July 11, 2005
HIGH SCHOOL: Midland (TX) HS **COLLEGE:** Texas Tech Univ. (Lubbock, TX)
FULL NAME: Harold Madison Edwards **SIGNED BY:** Kevin Ham (Angels)

Year	Club	AVG	G	AB	R	H	2B	3B	HR	RBI	SH	SF	HBP	BB	IBB	SO	CS	GDP	SLG	OBP	E	
2005	Angels (ASL)	.284	27	81	13	23	4	2	3	17	0	2	2	12	0	26	2	4	1	.494	.381	7
2006	Cedar Rapids	.216	70	199	24	43	3	4	2	11	2	0	3	28	0	56	10	6	2	.302	.322	3

BILL EDWARDS

RHP

AGE: 26 **BORN:** March 26, 1981 in Memphis, TN **RESIDES:** Memphis, TN **HT.:** 6-3 **WT.:** 185
BATS & THROWS: Right **ACQUIRED:** 29th round of 2004 free agent draft (signed, June 10, 2004)
HIGH SCHOOL: Evangelical Christian HS (TN) **COLLEGE:** Univ. of Memphis (TN)
FULL NAME: William Bennett Edwards **SIGNED BY:** Jeff Crane (Angels)

Year	Club	W-L	ERA	G	GS	CG	GF	SHO	SV	IP	H	R	ER	HR	HB	BB	IBB	SO	WP	BK	BA
2004	Provo	6-1	2.82	20	0	0	6	0	1	38.1	29	13	12	0	3	12	1	24	0	0	.210
2005	Cedar Rapids	5-1	3.20	10	9	0	0	0	0	56.1	46	25	20	4	9	20	0	43	2	1	.231
	R. Cucamonga	1-7	5.91	17	17	0	0	0	0	91.1	115	73	60	12	8	48	0	66	3	0	.310
2006	Arkansas	8-7	5.71	52	0	0	29	0	4	80.1	94	59	51	5	11	39	0	45	5	0	.302



ORGANIZATIONAL PLAYERS

GUSTAVO ESPINOZA

LHP

AGE: 20 BORN: Sept. 9, 1986 in Maturin, Monagas, VZ RESIDES: Maturin, Monagas, VZ HT.: 6-0 WT.: 170
 BATS & THROWS: Left ACQUIRED: Signed as free agent, Feb. 18, 2004
 HIGH SCHOOL: UE Dr. Gustavo Herrera (VZ) COLLEGE: —
 FULL NAME: Gustavo Alejandro Espinoza (Bejarano) SIGNED BY: Carlos Porte (Angels)

Year	Club	W-L	ERA	G	GS	CG	GF	SHO	SV	IP	H	R	ER	HR	HB	BB	IBB	SO	WP	BK	BA
2004	—Angels (DSL)	6-2	1.36	14	14	3	0	1	0	92.1	46	17	14	2	3	16	0	105	3	1	.146
2005	—Angels (ASL)	5-3	3.84	13	12	0	0	0	0	70.1	72	36	30	3	2	12	0	H78	5	0	.257
	Orem	0-0	9.00	1	0	0	0	0	0	2	3	2	2	0	0	0	0	1	0	0	.333
	Cedar Rapids	1-0	1.69	1	1	0	0	0	0	5.1	5	2	1	1	0	1	0	3	0	0	.238
2006	—Orem																				
																					Injured—Did Not Play

TERRY EVANS

OF

For information, see 2007 40-Man Roster Biographies.

MIKE EYLWARD

INF

For information, see 2007 Non-Roster Players Section.

ERIKSON FELIZ

C

AGE: 19 BORN: March 6, 1988 in San Cristobal, DR RESIDES: San Cristobal, DR HT.: 6-1 WT.: 190
 BATS & THROWS: Right ACQUIRED: Signed as free agent, June 2, 2006
 HIGH SCHOOL: — COLLEGE: —
 FULL NAME: Erickson Angel Feliz Porquin SIGNED BY: Leo Perez (Angels)

Year	Club	AVG	G	AB	R	H	2B	3B	HR	RBI	SH	SF	HBP	BB	IBB	SO	SB	CS	GDP	SLG	OBP	E
2006	—Angels (DSL)	.200	8	5	2	1	0	0	1	2	0	0	3	1	0	3	0	0	0	.800	.556	0

ROBERT FISH

LHP

AGE: 19 BORN: Jan. 19, 1988 in Montclair, CA RESIDES: San Bernardino, CA HT.: 6-2 WT.: 215
 BATS & THROWS: Left ACQUIRED: Signed as free agent, June 20, 2006
 HIGH SCHOOL: AB Miller HS (Fontana, CA) COLLEGE: —
 FULL NAME: Robert Michael Fish SIGNED BY: Tim Corcoran (Angels)

Year	Club	W-L	ERA	G	GS	CG	GF	SHO	SV	IP	H	R	ER	HR	HBP	BB	IBB	SO	WP	BK	BA
2006	—Angels (ASL)	1-0	3.21	1	0	0	1	0	0	14	13	5	5	0	1	12	0	16	2	1	.245

MANUEL FLORES

LHP

AGE: 19 BORN: June 1, 1987 in Puerto Las Cruz, VZ RESIDES: Anzoategui, VZ HT.: 6-2 WT.: 170
 BATS & THROWS: Left ACQUIRED: Signed as free agent, Jan. 19, 2006
 HIGH SCHOOL: — COLLEGE: —
 FULL NAME: Manuel Antonio Flores SIGNED BY: Dennys Suarez (Angels)

Year	Club	W-L	ERA	G	GS	CG	GF	SHO	SV	IP	H	R	ER	HR	HBP	BB	IBB	SO	WP	BK	BA
2006	—Angels (DSL)	2-3	1.69	11	3	0	2	0	0	48	38	13	9	2	0	13	0	40	2	2	.217

MAXIMO FLORIAN

OF

AGE: 17 BORN: May 3, 1989 in Neyba, DR RESIDES: Neyba, DR HT.: 6-1 WT.: 170
 BATS & THROWS: Right ACQUIRED: Signed as free agent, March 3, 2006
 HIGH SCHOOL: — COLLEGE: —
 FULL NAME: Maximo Florian Perez SIGNED BY: Leo Perez (Angels)

Year	Club	AVG	G	AB	R	H	2B	3B	HR	RBI	SH	SF	HBP	BB	IBB	SO	SB	CS	GDP	SLG	OBP	E
2006	—Angels (DSL)	.167	13	30	3	5	2	0	1	3	1	0	1	3	0	14	0	0	1	.333	.265	1

ALEX FONSECA

INF

AGE: 23 BORN: Sept. 13, 1983 in England RESIDES: Tallahassee, FL HT.: 5-10 WT.: 170
 BATS & THROWS: Right ACQUIRED: Signed as free agent, June 14, 2006
 HIGH SCHOOL: Godby HS (Tallahassee, FL) COLLEGE: Florida Atlantic Univ., Tallahassee, FL
 FULL NAME: Alexander L. Fonseca SIGNED BY: Mike Silvestri (Angels)

Year	Club	AVG	G	AB	R	H	2B	3B	HR	RBI	SH	SF	HBP	BB	IBB	SO	SB	CS	GDP	SLG	OBP	E
2006	—Angels (ASL)	.316	36	136	21	43	13	1	1	18	3	0	3	26	0	23	10	3	3	.449	.436	9



ORGANIZATIONAL PLAYERS

CLAY FULLER

OF

AGE: 19 BORN: June 17, 1987 in San Antonio, TX RESIDES: Bulverde, TX HT.: 6-2 WT.: 180
 BATS: Switch THROWS: Right ACQUIRED: 4th round of 2006 free agent draft (signed, June 16, 2006)
 HIGH SCHOOL: Smithson Valley HS (Spring Branch, TX) COLLEGE: —
 FULL NAME: Clayton Wayne Fuller SIGNED BY: Kevin Ham (Angels)

Year	Club	AVG	G	AB	R	H	2B	3B	HR	RBI	SH	SF	HBP	BB	IBB	SO	SB	CS	GDP	SLG	OBP	E
2006	—Angels (ASL)	.268	45	157	28	42	3	5	0	10	1	1	5	25	0	47	14	4	0	.350	.383	7
	Orem	.000	1	2	0	0	0	0	0	0	0	0	0	1	0	2	1	0	0	.000	.333	0

CODY FULLER

OF

AGE: 24 BORN: Sept. 19, 1982 in San Antonio, TX RESIDES: New Braunfels, TX HT.: 6-0 WT.: 190
 BATS & THROWS: Right ACQUIRED: 48th round of 2005 free agent draft (signed, June 9, 2005)
 HIGH SCHOOL: Smithson Valley HS (Spring Branch, TX) COLLEGE: Texas Tech Univ. (Lubbock, TX)
 FULL NAME: Cody T. Fuller SIGNED BY: Kevin Ham (Angels)

Year	Club	AVG	G	AB	R	H	2B	3B	HR	RBI	SH	SF	HBP	BB	IBB	SO	SB	CS	GDP	SLG	OBP	E
2005	—Angels (ASL)	.210	19	62	14	13	3	3	0	6	0	1	5	12	0	12	5	3	0	.355	.375	1
	R. Cucamonga	.270	32	115	19	31	13	1	3	11	2	0	7	10	0	44	4	1	1	.478	.364	1
2006	—R. Cucamonga	.284	109	352	65	100	23	5	5	36	8	1	23	31	0	91	9	10	7	.420	.378	8

KARL GELINAS

RHP

AGE: 23 BORN: Aug. 6, 1983 in Laval, QUE, CAN RESIDES: St. Jean Sur-Richelieu, QUE, CAN HT.: 6-4 WT.: 200
 BATS & THROWS: Right ACQUIRED: 47th round of 2003 free agent draft (signed, May 19, 2003)
 HIGH SCHOOL: Marcel-Landry (QUE, CAN) COLLEGE: NE Oklahoma A&M (Miami, OK)
 FULL NAME: Karl Gelinas SIGNED BY: Alex Messier (Angels)

Year	Club	W-L	ERA	G	GS	CG	GF	SHO	SV	IP	H	R	ER	HR	HB	BB	IBB	SO	WP	BK	BA
2003	—Angels (ASL)	0-4	6.04	12	7	0	0	0	0	44.2	51	35	30	3	10	9	1	38	2	0	.291
2004	—Provo	4-3	5.44	14	7	0	1	0	0	43	69	31	26	5	1	9	0	28	3	0	.379
2005	—Salt Lake	1-0	1.80	3	0	0	2	0	0	5	5	1	1	0	0	0	0	3	0	0	.263
	Cedar Rapids	11-8	3.81	26	25	1	1	1	0	151	180	77	64	14	5	20	0	78	5	2	.294
2006	—R. Cucamonga	3-8	5.68	16	15	1	1	1	0	90.1	115	63	57	12	2	17	0	52	6	0	.309
	Salt Lake	0-0	3.60	1	1	0	0	0	0	5	5	2	2	1	0	0	0	1	0	0	.278

MIGUEL GONZALEZ

RHP

AGE: 22 BORN: May 27, 1984 in Guadalejara, MEX RESIDES: San Fernando, CA HT.: 6-1 WT.: 168
 BATS & THROWS: Right ACQUIRED: Signed as free agent, Dec. 13, 2004
 HIGH SCHOOL: San Fernando HS (CA) COLLEGE: Los Angeles Mission Comm. College (CA)
 FULL NAME: Miguel Angel Gonzalez SIGNED BY: Bill Hughes/Abe Flores (Angels)

Year	Club	W-L	ERA	G	GS	CG	GF	SHO	SV	IP	H	R	ER	HR	HB	BB	IBB	SO	WP	BK	BA
2005	—R. Cucamonga	0-0	0.00	2	0	0	0	0	0	4.2	0	0	0	0	0	2	0	3	0	0	.000
	Cedar Rapids	2-5	4.70	28	0	0	21	0	8	44	47	30	23	4	4	8	0	42	6	0	.266
	Angels (ASL)	1-0	0.00	3	0	0	1	0	0	4	0	0	0	0	0	0	0	7	0	0	.000
2006	—R. Cucamonga	1-0	1.71	14	0	0	3	0	1	26.1	17	5	5	2	1	2	0	24	0	0	.173
	Arkansas	0-2	3.88	31	0	0	19	0	4	53.1	41	23	23	8	0	17	0	38	0	0	.214

NICK GORNEAULT

OF

For information, see 2007 40-Man Roster Biographies.

NICK GREEN

RHP

For information, see 2007 Non-Roster Players Section.

GORDIE GRONKOWSKI

INF

AGE: 23 BORN: June 26, 1983 in Buffalo, NY RESIDES: Amherst, NY HT.: 6-6 WT.: 246
 BATS & THROWS: Right ACQUIRED: 49th round of 2006 free agent draft (June 13, 2006)
 HIGH SCHOOL: Williamsville (NY) North HS COLLEGE: Jacksonville (FL) Univ.
 FULL NAME: Gordon Dean Gronkowski Jr. SIGNED BY: Tom Kotchman (Angels)

Year	Club	AVG	G	AB	R	H	2B	3B	HR	RBI	SH	SF	HBP	BB	IBB	SO	SB	CS	GDP	SLG	OBP	E
2006	—Orem	.282	13	39	5	11	2	0	0	3	0	0	0	8	0	10	0	0	1	.333	.404	2

MARC GWYN

RHP

For information, see 2007 Non-Roster Players Section.

MINOR LEAGUE SYSTEM



ORGANIZATIONAL PLAYERS

JEREMY HAYNES

RHP

AGE: 20 **BORN:** May 28, 1986 in Valdosta, GA **RESIDES:** Madison, FL **HT.:** 6-2 **WT.:** 180
BATS & THROWS: Right **ACQUIRED:** 37th round of 2005 free agent draft (signed, May 4, 2006)
HIGH SCHOOL: Madison County (FL) HS **COLLEGE:** Tallahassee (FL) Comm. College
FULL NAME: Jeremy Jerrod Haynes **SIGNED BY:** Tom Kotchman (Angels)

Year	Club	W-L	ERA	G	GS	CG	GF	SHO	SV	IP	H	R	ER	HR	HB	BB	IBB	SO	WP	BK	BA
2006	Orem	3-1	2.76	16	14	0	1	0	1	58.2	46	21	18	5	1	41	0	68	8	1	.217

NATHAN HAYNES

OF

For information, see 2007 Non-Roster Players Section.

MATT HENSLEY

RHP

For information, see 2007 Non-Roster Players Section.

DAVID HERNDON

RHP

AGE: 21 **BORN:** Sept. 4, 1985 in Panama City, FL **RESIDES:** Southport, FL **HT.:** 6-3 **WT.:** 230
BATS & THROWS: Right **ACQUIRED:** 5th round of 2006 free agent draft (signed, June 8, 2006)
HIGH SCHOOL: Mosley HS (Panama City, FL) **COLLEGE:** Gulf Coast Comm. College (Panama City, FL)
FULL NAME: Kenneth David Herndon **SIGNED BY:** Tom Kotchman (Angels)

Year	Club	W-L	ERA	G	GS	CG	GF	SHO	SV	IP	H	R	ER	HR	HB	BB	IBB	SO	WP	BK	BA
2006	Orem	5-2	2.21	14	14	0	0	0	0	69.1	65	25	17	6	2	10	0	36	2	0	.242

PEDRO HERRERA

RHP

AGE: 21 **BORN:** Feb. 14, 1986 in Maracay, ARA, VZ **RESIDES:** Villa de Cura, ARA, VZ **HT.:** 6-0 **WT.:** 155
BATS & THROWS: Right **ACQUIRED:** Signed as free agent, May 2, 2003
HIGH SCHOOL: Liceo Madre Enriqueta de Lourdes (VZ) **COLLEGE:** —
FULL NAME: Pedro Enrique Herrera Mendez **SIGNED BY:** Amador Arias/Leo Perez (Angels)

Year	Club	W-L	ERA	G	GS	CG	GF	SHO	SV	IP	H	R	ER	HR	HB	BB	IBB	SO	WP	BK	BA
2003	Angels (DSL)	0-1	2.16	12	0	0	9	0	5	16.2	11	6	4	0	1	11	1	15	3	1	.190
2004	Angels (DSL)	2-1	3.86	11	1	0	3	0	1	25.2	18	11	11	0	7	12	0	25	2	0	.184
2005	Angels (ASL)	2-0	6.00	16	0	0	9	0	5	24	29	17	16	1	2	15	0	17	7	1	.299
2006	Angels (ASL)	0-0	0.00	10	0	0	8	0	6	11.1	7	0	0	0	1	2	0	13	0	0	.189
	Orem	2-0	1.69	5	0	0	0	0	0	10.2	3	4	2	1	1	4	0	9	1	0	.083

ANDY HILL

RHP

AGE: 22 **BORN:** Oct. 31, 1984 in Olympia, WA **RESIDES:** Okanogan, WA **HT.:** 6-4 **WT.:** 195
BATS & THROWS: Right **ACQUIRED:** 12th round of 2003 free agent draft (June 5, 2003)
HIGH SCHOOL: Brewster HS (WA) **COLLEGE:** —
FULL NAME: Andrew Triplett Hill **SIGNED BY:** Jack Uhey (Angels)

Year	Club	W-L	ERA	G	GS	CG	GF	SHO	SV	IP	H	R	ER	HR	HB	BB	IBB	SO	WP	BK	BA
2003	Angels (ASL)	2-2	2.79	6	5	0	0	0	0	19.1	17	7	6	0	4	12	0	18	5	0	.243
2004	Angels (ASL)	0-1	8.85	11	2	0	2	0	0	20.1	28	22	20	2	5	8	0	20	4	0	.333
2005	Orem	3-4	4.64	13	4	0	1	0	0	33	35	22	17	1	4	14	0	32	3	0	.267
2006	Cedar Rapids	4-10	4.27	18	17	1	1	0	0	105.1	115	59	50	11	4	20	0	54	8	1	.283

JONATHAN HODACH

C

AGE: 22 **BORN:** April 18, 1984 in Crystal Lake, IL **RESIDES:** Lake Worth, FL **HT.:** 5-11 **WT.:** 205
BATS & THROWS: Right **ACQUIRED:** Signed as free agent, July 19, 2006
HIGH SCHOOL: John I. Leonard HS (Greenacres, FL) **COLLEGE:** Univ. of North Florida (Jacksonville, FL)
FULL NAME: Jonathan Frank Hodach **SIGNED BY:** Tom Kotchman (Angels)

Year	Club	AVG	G	AB	R	H	2B	3B	HR	RBI	SH	SF	HBP	BB	IBB	SO	SB	CS	GDP	SLG	OBP	E
2006	Angels (ASL)	.667	1	3	0	2	0	0	0	0	0	0	1	1	0	0	0	0	0	.667	.800	1
	Orem	.105	8	19	1	2	0	0	0	0	1	0	0	1	0	7	0	0	0	.105	.150	0



ORGANIZATIONAL PLAYERS

JAMES HOLCOMB

RHP

AGE: 26 BORN: Nov. 28, 1980 in San Jose, CA RESIDES: Aurora, IL HT.: 6-4 WT.: 210
 BATS & THROWS: Right ACQUIRED: 8th round of 2002 free agent draft (signed, June 22, 2002)
 HIGH SCHOOL: Reno HS (NV) COLLEGE: Univ. of Nevada (Reno, NV)
 FULL NAME: James Richard Holcomb SIGNED BY: Todd Blyleven (Angels)

Year	Club	W-L	ERA	G	GS	CG	GF	SHO	SV	IP	H	R	ER	HR	HB	BB	IBB	SO	WP	BK	BA
2002	—Provo	2-1	3.38	12	12	0	0	0	0	53.1	62	27	20	3	4	10	1	55	4	0	.290
2003	—Cedar Rapids	2-6	3.91	14	14	0	0	0	0	71.1	68	37	31	4	3	36	0	61	9	0	.249
2004	—Cedar Rapids	Injured—Did Not Play																			
2005	—R. Cucamonga	10-7	5.02	27	26	0	0	0	0	141.2	153	93	79	16	11	50	0	128	11	1	.279
2006	—Arkansas	0-7	5.46	13	13	0	0	0	0	62.2	75	51	38	6	8	20	0	42	3	1	.301

BLAKE HOLLER

LHP

AGE: 22 BORN: Jan. 22, 1985 in Terre Haute, IN RESIDES: Terre Haute, IN HT.: 6-4 WT.: 170
 BATS & THROWS: Left ACQUIRED: 13th round of 2006 free agent draft (signed, June 15, 2006)
 HIGH SCHOOL: Terre Haute (IN) North Vigo HS COLLEGE: Stanford (CA) Univ.
 FULL NAME: Blake Pritchard Holler SIGNED BY: Scott Richardson (Angels)

Year	Club	W-L	ERA	G	GS	CG	GF	SHO	SV	IP	H	R	ER	HR	HB	BB	IBB	SO	WP	BK	BA
2006	—Orem	2-4	4.99	21	0	0	2	0	0	30.2	28	27	17	3	1	20	0	33	5	0	.231

CHRIS HOWELL

RHP

AGE: 23 BORN: May 11, 1983 in Fitzgerald, GA RESIDES: Fitzgerald, GA HT.: 6-1 WT.: 210
 BATS & THROWS: Right ACQUIRED: Signed as free agent, July 5, 2005
 HIGH SCHOOL: Tiftarea Academy (Tifton, GA) COLLEGE: Univ. of Tennessee (Knoxville, TN)
 FULL NAME: Christopher David Howell SIGNED BY: Chris McAlpin (Angels)

Year	Club	W-L	ERA	G	GS	CG	GF	SHO	SV	IP	H	R	ER	HR	HB	BB	IBB	SO	WP	BK	BA
2005	—Angels (ASL)	0-1	6.30	9	0	0	3	0	0	10	10	7	7	0	1	5	0	8	0	1	.256
2006	—Cedar Rapids	2-6	4.39	41	0	0	14	0	2	69.2	71	40	34	10	3	22	0	51	7	0	.267

CHRIS HUNTER

RHP

AGE: 26 BORN: Dec. 12, 1980 in Provo, UT RESIDES: Alpine, UT HT.: 6-4 WT.: 205
 BATS & THROWS: Right ACQUIRED: 41st round of 2003 free agent draft (signed, Aug. 20, 2003)
 HIGH SCHOOL: Mountain View (Orem, UT) COLLEGE: Utah Valley State Univ. (Orem, UT)
 FULL NAME: Christopher Jake Hunter SIGNED BY: Jeff Scholzen (Angels)

Year	Club	W-L	ERA	G	GS	CG	GF	SHO	SV	IP	H	R	ER	HR	HB	BB	IBB	SO	WP	BK	BA
2004	—Cedar Rapids	8-7	3.86	25	22	0	1	0	0	135.1	129	72	58	9	15	45	1	81	10	1	.251
2005	—R. Cucamonga	6-8	5.11	21	20	0	0	0	0	118	130	77	67	10	6	60	0	72	8	1	.278
	Salt Lake	1-2	5.86	8	4	0	0	0	0	27.2	40	19	18	1	1	18	0	12	4	0	.345
2006	—Arkansas	4-14H	7.45	25	25	0	0	0	0	125.2	168	113	H104	21	9	69	0	49	13	2	.326

JARED INCINELLI

RHP

AGE: 23 BORN: April 12, 1983 in Winter Park, FL RESIDES: Orlando, FL HT.: 6-4 WT.: 200
 BATS & THROWS: Right ACQUIRED: Signed as free agent, May 24, 2006
 HIGH SCHOOL: Winter Park (FL) HS COLLEGE: Univ. of North Florida (Jacksonville, FL)
 FULL NAME: Jared Victor Incinelli SIGNED BY: Tom Kotchman (Angels)

Year	Club	W-L	ERA	G	GS	CG	GF	SHO	SV	IP	H	R	ER	HR	HB	BB	IBB	SO	WP	BK	BA
2006	—Orem	2-2	3.77	21	0	0	7	0	0	31	26	13	13	4	1	11	0	36	1	0	.230

LARRY INFANTE

INF

AGE: 21 BORN: April 4, 1985 in Ocumare del Tuy, MIR, VZ RESIDES: Charallave, MIR, VZ HT.: 5-10 WT.: 160
 BATS & THROWS: Right ACQUIRED: Signed as free agent, Feb. 18, 2004
 HIGH SCHOOL: Liceo Creacion Charallave (VZ) COLLEGE: —
 FULL NAME: Larry Jose Infante (Figueroa) SIGNED BY: Carlos Porte (Angels)

Year	Club	AVG	G	AB	R	H	2B	3B	HR	RBI	SH	SF	HBP	BB	IBB	SO	SB	CS	GDP	SLG	OBP	E
2004	—Angels (DSL)	.342	65	222	46	76	12	5	0	24	3	0	10	30	0	44	24	7	3	.441	.443	13
2005	—Salt Lake	.286	7	7	0	2	0	0	0	2	0	0	0	0	0	2	0	0	0	.286	.286	0
	Angels (ASL)	.227	36	119	17	27	4	1	3	13	2	0	1	16	0	22	5	3	2	.353	.324	5
2006	—Cedar Rapids	.254	88	291	42	74	19	4	3	34	9	5	5	23	0	58	7	6	4	.378	.315	8
	Salt Lake	.000	2	2	0	0	0	0	0	0	0	0	0	0	0	1	0	0	0	.000	.000	0

MINOR LEAGUE SYSTEM

ORGANIZATIONAL PLAYERS

KEVIN JEPSEN

RHP

AGE: 22 BORN: July 26, 1984 in Anaheim, CA
 BATS & THROWS: Right
 HIGH SCHOOL: Bishop Manogue HS (Reno, NV)
 FULL NAME: Kevin Martin Jepsen

RESIDES: Chandler, AZ HT.: 6-3 WT.: 215
 ACQUIRED: 2nd round of 2002 free agent draft (signed, July 10, 2002)
 COLLEGE: —
 SIGNED BY: Todd Blyleven (Angels)

Year	Club	W-L	ERA	G	GS	CG	GF	SHO	SV	IP	H	R	ER	HR	HB	BB	IBB	SO	WP	BK	BA
2002	—Angels (ASL)	1-3	6.84	8	5	0	1	0	0	26.1	29	22	20	3	5	12	0	19	1	0	.274
2003	—Cedar Rapids	6-3	2.65	10	10	0	0	0	0	51	32	24	15	2	28	0	42	0	0	0	.180
2004	—Cedar Rapids	8-10	3.43	27	27	1	1	1	0	144.1	122	68	55	6	12	H77	2	136	14	2	.228
2005	—Angels (ASL)	0-1	5.52	7	7	0	0	0	0	14.2	8	10	9	1	3	11	0	17	4	1	.151
	R. Cucamonga	0-1	10.66	4	4	0	0	0	0	12.2	19	18	15	2	1	10	0	11	0	0	.333
2006	—R. Cucamonga	4-4	3.58	47	0	0	41	0	16	50.1	51	26	20	2	4	34	0	46	6	0	.270

ESMERLIN JIMENEZ

RHP

AGE: 22 BORN: Aug. 1, 1984 in Santa Domingo, DR
 BATS & THROWS: Right
 HIGH SCHOOL: Liceo Experimental de la UASD (DR)
 FULL NAME: Esmerlin Jimenez Javier

RESIDES: Santa Domingo, DR HT.: 6-2 WT.: 170
 ACQUIRED: Signed as free agent, Feb. 3, 2004
 COLLEGE: —
 SIGNED BY: Leo Perez (Angels)

Year	Club	W-L	ERA	G	GS	CG	GF	SHO	SV	IP	H	R	ER	HR	HB	BB	IBB	SO	WP	BK	BA
2004	—Angels (DSL)	3-3	5.25	11	10	2	0	0	0	48	62	35	28	1	2	16	0	51	10	1	.315
2005	—Angels (DSL)	7-0	1.11	13	6	2	2	1	0	57	33	10	7	0	5	11	0	47	4	0	.163
2006	—Angels (ASL)	5-3	3.57	14	13	0	0	0	0	63	60	29	25	4	2	17	0	60	7	2	.253

LUIS JIMENEZ

C

AGE: 19 BORN: Jan. 18, 1988 in Santiago, DR
 BATS & THROWS: Right
 HIGH SCHOOL: Colectivo Lucretia Diaz (DR)
 FULL NAME: Luis Domingo Jimenez Rodriguez

RESIDES: Santiago, DR HT.: 6-0 WT.: 170
 ACQUIRED: Signed as free agent, Aug. 22, 2005
 COLLEGE: —
 SIGNED BY: Leo Perez (Angels)

Year	Club	AVG	G	AB	R	H	2B	3B	HR	RBI	SH	SF	HBP	BB	IBB	SO	SB	CS	GDP	SLG	OBP	E
------	------	-----	---	----	---	---	----	----	----	-----	----	----	-----	----	-----	----	----	----	-----	-----	-----	---

2006	—Angels (DSL)	.284	25	74	12	21	9	1	1	10	0	1	0	7	0	9	4	0	3	.473	.341	2
------	---------------	------	----	----	----	----	---	---	---	----	---	---	---	---	---	---	---	---	---	------	------	---

BEN JOHNSON

C

For information, see 2007 Non-Roster Players Section.

TYLER JOHNSON

OF

AGE: 21 BORN: Nov. 2, 1985 in Muskogee, OK
 BATS & THROWS: Right
 HIGH SCHOOL: Haskell HS (OK)
 FULL NAME: Tyler Lloyd Johnson

RESIDES: Haskell, OK HT.: 6-2 WT.: 218
 ACQUIRED: 12th round of 2004 free agent draft (signed, June 9, 2004)
 COLLEGE: —
 SIGNED BY: Kevin Ham (Angels)

Year	Club	AVG	G	AB	R	H	2B	3B	HR	RBI	SH	SF	HBP	BB	IBB	SO	SB	CS	GDP	SLG	OBP	E
------	------	-----	---	----	---	---	----	----	----	-----	----	----	-----	----	-----	----	----	----	-----	-----	-----	---

2004	—Angels (ASL)	Injured—Did Not Play																				
------	---------------	----------------------	--	--	--	--	--	--	--	--	--	--	--	--	--	--	--	--	--	--	--	--

2005	—Angels (ASL)	.265	47	166	23	44	10	1	3	23	0	2	3	13	0	64	9	3	4	.392	.326	4
------	---------------	------	----	-----	----	----	----	---	---	----	---	---	---	----	---	----	---	---	---	------	------	---

2006	—Cedar Rapids	.128	11	39	1	5	2	0	0	1	1	0	0	5	0	19	0	1	1	.179	.227	1
------	---------------	------	----	----	---	---	---	---	---	---	---	---	---	---	---	----	---	---	---	------	------	---

	Orem	.257	59	206	43	53	7	1	8	36	1	2	11	26	1	76	10	3	3	.417	.367	1
--	------	------	----	-----	----	----	---	---	---	----	---	---	----	----	---	----	----	---	---	------	------	---

GREG JONES

RHP

For information, see 2007 40-Man Roster Biographies.

YOUNGIL JUNG

RHP

AGE: 18 BORN: Nov. 16, 1988 in Gwangju, So. Korea
 BATS & THROWS: Right
 HIGH SCHOOL: Gwangju Jinyheng HS (SK)
 FULL NAME: Youngil Jung

RESIDES: Kwangu City, So. Korea HT.: 6-2 WT.: 190
 ACQUIRED: Signed as free agent, July 9, 2006
 COLLEGE: —
 SIGNED BY: Charlie Kim (Angels)

SCOTT KNAZEK

C

AGE: 22 BORN: Nov. 4, 1984 in New London, CT
 BATS & THROWS: Right
 HIGH SCHOOL: Pemberton (NJ) HS
 FULL NAME: Scott R. Knazek

RESIDES: Browns Mills, NJ HT.: 6-1 WT.: 215
 ACQUIRED: 15th round of 2006 free agent draft (signed, June 9, 2006)
 COLLEGE: Rider College (Lawrenceville, NJ)
 SIGNED BY: Dan Lynch (Angels)

Year	Club	AVG	G	AB	R	H	2B	3B	HR	RBI	SH	SF	HBP	BB	IBB	SO	SB	CS	GDP	SLG	OBP	E
------	------	-----	---	----	---	---	----	----	----	-----	----	----	-----	----	-----	----	----	----	-----	-----	-----	---

2006	—Orem	.243	64	230	24	56	7	3	2	33	0	1	4	21	1	48	1	0	7	.326	.316	6
------	-------	------	----	-----	----	----	---	---	---	----	---	---	---	----	---	----	---	---	---	------	------	---



ORGANIZATIONAL PLAYERS

RYAN LEAHY

INF

AGE: 25 **BORN:** July 8, 1981 in Salem, MA
BATS & THROWS: Right
HIGH SCHOOL: St. John's Prep (Danvers, MA)
FULL NAME: Ryan Michael Leahy

RESIDES: Salem, MA **HT.:** 5-10 **WT.:** 180
ACQUIRED: Signed as free agent, May 30, 2004
COLLEGE: Boston College (MA)
SIGNED BY: Dan Lynch (Angels)

Year	Club	AVG	G	AB	R	H	2B	3B	HR	RBI	SH	SF	HBP	BB	IBB	SO	SB	CS	GDP	SLG	OBP	E
2004	—Provo	.305	25	95	19	29	1	0	0	8	1	0	0	8	1	8	2	1	3	.316	.359	5
	Cedar Rapids	.266	25	94	16	25	2	0	1	4	0	0	2	11	0	13	2	1	1	.319	.355	5
2005	—Arkansas	.231	43	121	12	28	4	1	1	10	6	0	4	6	0	17	0	2	5	.306	.290	1
	R. Cucamonga	.253	39	150	27	38	5	1	1	18	2	4	4	22	0	20	4	4	5	.320	.356	5
2006	—Cedar Rapids	.263	12	38	6	10	1	0	0	1	4	0	0	3	0	7	1	1	1	.289	.317	1
	R. Cucamonga	.260	78	281	32	73	13	0	1	41	7	3	6	35	0	46	3	6	9	.317	.351	12

JOSH LEBLANC

INF

AGE: 25 **BORN:** Sept. 15, 1981 in Houston, TX
BATS & THROWS: Right
HIGH SCHOOL: Westbury HS (Houston, TX)
FULL NAME: Joshua Roushard LeBlanc

RESIDES: Houston, TX **HT.:** 6-2 **WT.:** 185
ACQUIRED: 6th round of 2004 free agent draft (signed, June 12, 2004)
COLLEGE: Southern A&M (Baton Rouge, LA)
SIGNED BY: Chad MacDonald (Angels)

Year	Club	AVG	G	AB	R	H	2B	3B	HR	RBI	SH	SF	HBP	BB	IBB	SO	SB	CS	GDP	SLG	OBP	E
2004	—Provo	.297	53	185	39	55	8	4	4	30	4	1	3	27	0	43	14	3	4	.449	.394	21
2005	—Cedar Rapids	.274	63	230	30	63	12	5	0	27	3	3	1	27	4	66	18	5	5	.370	.349	8
	Angels (ASL)	.111	2	9	1	1	1	0	0	2	0	0	0	0	0	4	1	0	1	.222	.111	0
2006	—R. Cucamonga	.242	105	372	59	90	19	6	4	45	4	2	6	44	0	109	22	7	7	.358	.330	9

DEVIC LEMUS

RHP

AGE: 18 **BORN:** March 27, 1989 in Cumana, VZ
BATS & THROWS: Right
HIGH SCHOOL: —
FULL NAME: Devic Alexander Lemus

RESIDES: Cumana, Sucre, VZ **HT.:** 6-3 **WT.:** 185
ACQUIRED: Signed as free agent, April 17, 2006
COLLEGE: —
SIGNED BY: Denny Suarez (Angels)

Year	Club	W-L	ERA	G	GS	CG	GF	SHO	SV	IP	H	R	ER	HR	HB	BB	IBB	SO	WP	BK	BA
2006	—Angels (DSL)	1-1	6.00	9	0	0	4	0	0	9	9	10	6	0	3	5	0	7	1	1	.257

SAMMY LEON

RHP

AGE: 21 **BORN:** May 19, 1985 in Higueral, DR
BATS & THROWS: Right
HIGH SCHOOL: Liceo Leoncio Merced (DR)
FULL NAME: Sammy Alberto Leon

RESIDES: La Romana, DR **HT.:** 6-0 **WT.:** 160
ACQUIRED: Signed as free agent, March 21, 2003
COLLEGE: —
SIGNED BY: Leo Perez (Angels)

Year	Club	W-L	ERA	G	GS	CG	GF	SHO	SV	IP	H	R	ER	HR	HB	BB	IBB	SO	WP	BK	BA
2003	—Angels (DSL)	2-3	3.77	14	0	0	9	0	4	31	27	20	13	2	4	10	3	28	5	0	.221
2004	—Angels (DSL)	4-2	1.67	18	0	0	18	0	6	32.1	29	8	6	0	3	8	3	31	2	0	.242
2005	—Angels (DSL)	2-3	1.72	23	0	0	23	0	10	36.2	23	8	7	1	5	10	0	42	6	0	.173
2006	—Angels (ASL)	2-1	3.38	16	0	0	4	0	0	26.2	27	11	10	2	3	15	0	18	3	0	.270

CHRIS LEWIS

INF

AGE: 23 **BORN:** Jan. 25, 1984 in Northridge, CA
BATS & THROWS: Right
HIGH SCHOOL: Northwood HS (Irvine, CA)
FULL NAME: Christopher Paul Lewis

RESIDES: Santa Margarita, CA **HT.:** 6-1 **WT.:** 190
ACQUIRED: 32nd round of 2006 free agent draft (signed, June 13, 2006)
COLLEGE: Stanford (CA) Univ.
SIGNED BY: Scott Richardson (Angels)

Year	Club	AVG	G	AB	R	H	2B	3B	HR	RBI	SH	SF	HBP	BB	IBB	SO	SB	CS	GDP	SLG	OBP	E
2006	—Angels (ASL)	.295	42	156	24	46	10	5	2	23	1	1	1	18	0	26	9	6	5	.462	.369	10



ORGANIZATIONAL PLAYERS

PEDRO LIRIANO

RHP
AGE: 26 **BORN:** Oct. 23, 1980 in Cotui, DR

RESIDES: Cotui, DR

HT.: 6-2 **WT.:** 170

BATS & THROWS: Right

ACQUIRED: Signed as free agent, Jan. 26, 2007

HIGH SCHOOL: 4th Bachillerato (DR)

COLLEGE: —

FULL NAME: Pedro Antonio Liriano

SIGNED BY: Jose Gomez(Angels)

Year	Club	W-L	ERA	G	GS	CG	GF	SHO	SV	IP	H	R	ER	HR	HB	BB	IBB	SO	WP	BK	BA
1999	—Angels (DSL)	7-2	1.83	17	9	3	3	1	0	78.2	46	23	16	3	0	23	0	61	6	1	.172
2000	—Angels (DSL)	5-1	1.25	12	11	1	1	1	0	79	36	19	11	3	10	29	0	78	5	0	.132
2001	—Provo	H11-2	2.78	15	14	0	1	0	0	77.2	80	39	24	3	5	31	0	76	4	3	.265
2002	—R. Cucamonga10-14H	3.60	28	28	1	0	1	0	167.1	129	86	67	14	10	74	1	176	5	0	.212	
2003	—Huntsville	9-13H	3.79	27	26	0	0	0	0	142.2	138	77	60	12	7	62	2	116	9	1	.256
2004	—Indianapolis	3-10	5.20	29	21	1	2	0	1	126.1	149	81	73	21	5	50	1	97	7	3	.303
	Milwaukee	0-0	4.02	11	0	0	1	0	0	15.2	15	10	7	3	1	3	0	10	1	0	.238
2005	—Philadelphia	0-0	10.57	5	0	0	4	0	0	7.2	10	11	9	3	1	6	0	6	0	0	.313
	Scranton	4-9	3.90	22	17	1	3	0	0	99.1	90	49	43	11	8	48	0	79	2	0	.245
2006	—Fresno	1-6	5.37	24	10	0	0	0	0	67	84	51	40	5	2	29	0	38	5	2	.302

Signed as free agent by Angels, Nov. 10, 1998; Traded to Milwaukee Brewers, Sept. 20, 2002 as player to be named with C Jorge Fabregas and 2B Johnny Raburn in exchange for OF Alex Ochoa and C Sal Fasano; Claimed on waivers by Philadelphia Phillies, Dec. 6, 2004; Released, Dec. 6, 2005; Signed as free agent by San Francisco Giants, Dec. 28, 2005; Released, Aug. 16, 2006.

SETH LOMAN

INF
AGE: 21 **BORN:** Dec. 16, 1985 in Bakersfield, CA

RESIDES: Las Vegas, NV

HT.: 6-4 **WT.:** 225

BATS & THROWS: Right

ACQUIRED: 47th round of 2005 free agent draft (signed, May 26, 2006)

HIGH SCHOOL: Thomas B. Doherty HS (Colo. Springs, CO)

COLLEGE: Lamar (CO) Comm. College

FULL NAME: Seth Edward Loman

SIGNED BY: Jeff Scholzen (Angels)

Year	Club	AVG	G	AB	R	H	2B	3B	HR	RBI	SH	SF	HBP	BB	IBB	SO	SB	CS	GDP	SLG	OBP	E
2006	—Angels (ASL)	.206	42	141	24	29	11	1	4	24	0	2	5	23	0	49	0	0	1	.383	.333	6

BALTAZAR LOPEZ

INF
AGE: 23 **BORN:** Nov. 22, 1983 in Caborca, Sonora, MEX

RESIDES: Caborca, Sonora, MEX

HT.: 6-1 **WT.:** 185

BATS & THROWS: Left

ACQUIRED: Signed as free agent, Jan. 27, 2003

HIGH SCHOOL: —

COLLEGE: —

FULL NAME: Baltazar Lopez Acedo

SIGNED BY: Clay Daniel (Angels)

Year	Club	AVG	G	AB	R	H	2B	3B	HR	RBI	SH	SF	HBP	BB	IBB	SO	SB	CS	GDP	SLG	OBP	E
2002	—Monterrey (MXL)	.417	4	12	0	5	0	0	0	2	0	0	0	0	0	2	0	0	0	.417	.417	0
2003	—Angels (ASL)	.301	44	173	26	52	12	3	2	23	0	0	0	16	1	46	3	0	3	.439	.360	4
2004	—Cedar Rapids	.314	64	236	34	74	14	3	9	35	1	1	2	19	0	65	6	1	6	.513	.368	14
2005	—R. Cucamonga	.258	52	194	15	50	12	0	0	25	1	3	0	17	1	57	3	2	1	.320	.313	4
2006	—R. Cucamonga	.300	58	200	26	60	9	1	3	25	0	2	2	20	0	54	1	2	4	.400	.366	2

KEVIN LYNCH

RHP
AGE: 24 **BORN:** Jan. 2, 1983 in Ft. Pierce, FL

RESIDES: Ft. Pierce, FL

HT.: 6-2 **WT.:** 200

BATS & THROWS: Right

ACQUIRED: 26th round of 2005 free agent draft (signed, June 13, 2005)

HIGH SCHOOL: John Carroll HS (Ft. Pierce, FL)

COLLEGE: Florida State Univ. (Tallahassee, FL)

FULL NAME: Kevin James Lynch

SIGNED BY: Tom Kotchman (Angels)

Year	Club	W-L	ERA	G	GS	CG	GF	SHO	SV	IP	H	R	ER	HR	HB	BB	IBB	SO	WP	BK	BA
2005	—Orem	1-1	1.71	24	0	0	14	0	9	31.2	22	8	6	1	1	9	0	34	4	0	.198
	Salt Lake	0-0	0.00	2	0	0	0	0	0	2.2	6	0	0	0	0	1	0	3	0	0	.500
	Arkansas	0-0	11.25	2	0	0	1	0	0	4	7	5	5	2	0	2	0	0	0	0	.368
2006	—Cedar Rapids	0-0	0.00	2	0	0	0	0	0	3.1	2	0	0	0	0	0	0	4	0	0	.182
	R. Cucamonga	2-3	2.40	45	0	0	14	0	1	56.1	41	18	15	3	2	25	0	53	4	1	.206



ORGANIZATIONAL PLAYERS

WARNER MADRIGAL

RHP

AGE: 23 **BORN:** March 21, 1984 in San Pedro de Macoris, DR **RESIDES:** San Pedro de Macoris, DR **HT.:** 6-0 **WT.:** 200
BATS & THROWS: Right **ACQUIRED:** Signed as free agent, July 21, 2001
HIGH SCHOOL: Evangelina Rodriguez (DR) **COLLEGE:** —
FULL NAME: Warner Antonio Madrigal **SIGNED BY:** Leo Perez (Angels)

Pitching

Year	Club	W-L	ERA	G	GS	CG	GF	SHO	SV	IP	H	R	ER	HR	HB	BB	IBB	SO	WP	BK	BA
2006	—Angels (ASL)	2-1	3.75	12	0	0	11	0	5	12	11	5	5	0	1	3	0	13	0	1	.250

Hitting

Year	Club	AVG	G	AB	R	H	2B	3B	HR	RBI	SH	SF	HBP	BB	IBB	SO	SB	CS	GDP	SLG	OBP	E
2001	—Angels (DSL)	.181	22	72	5	13	5	0	0	8	0	0	3	0	0	30	0	0	0	.250	.213	0
2002	—Angels (DSL)	.229	42	140	22	32	5	3	4	23	0	0	7	10	0	42	5	4	2	.393	.312	5
2003	—Provo	.369	70	H279	H75	H103	H28	2	9	51	0	4	2	12	0	58	2	0	10	H.581	.394	6
2004	—Cedar Rapids	.275	26	91	10	25	3	1	2	10	0	1	1	7	0	24	1	1	0	.396	.330	1
2005	—Cedar Rapids	.247	111	405	43	100	21	2	15	53	1	2	2	22	2	90	6	7	7	.420	.288	7
2006	—Cedar Rapids	.235	30	115	11	27	1	0	4	13	1	0	1	5	0	28	2	3	5	.348	.273	2

NICK MANGANARO

LHP

AGE: 22 **BORN:** Feb. 12, 1985 in Ft. Lauderdale, FL **RESIDES:** Ft. Lauderdale, FL **HT.:** 6-5 **WT.:** 170
BATS & THROWS: Left **ACQUIRED:** Signed as free agent, Aug. 24, 2006
HIGH SCHOOL: Northeast HS (Oakland Park, FL) **COLLEGE:** Univ. of South Florida (Tampa, FL)
FULL NAME: Nicholas Alexander Manganaro **SIGNED BY:** Tom Kotchman (Angels)

STEVE MAREK

RHP

AGE: 23 **BORN:** Sept. 3, 1983 in Houston, TX **RESIDES:** Sealy, TX **HT.:** 6-2 **WT.:** 200
BATS: Left **THROWS:** Right **ACQUIRED:** 40th round of 2004 free agent draft (signed, May 26, 2005)
HIGH SCHOOL: McNeil HS (Austin, TX) **COLLEGE:** San Jacinto Comm. College (Houston, TX)
FULL NAME: Stephen Andrew Marek **SIGNED BY:** Chad MacDonald (Angels)

Year	Club	W-L	ERA	G	GS	CG	GF	SHO	SV	IP	H	R	ER	HR	HB	BB	IBB	SO	WP	BK	BA
2005	—Orem	1-3	4.50	15	14	0	0	0	0	66	74	37	33	7	4	25	0	55	2	0	.292
2006	—Cedar Rapids	10-2	H1.96	19	19	1	0	1	0	119.1	95	27	26	8	5	24	0	100	7	1	.216
	R. Cucamonga	2-3	3.94	6	6	0	0	0	0	32	26	14	14	4	2	13	0	33	2	0	.230

BRETT MARTINEZ

C

AGE: 23 **BORN:** Oct. 14, 1983 in Redlands, CA **RESIDES:** Redlands, CA **HT.:** 6-0 **WT.:** 200
BATS & THROWS: Right **ACQUIRED:** 24th round of 2002 free agent draft (signed, May 26, 2003)
HIGH SCHOOL: Redlands East Valley HS (CA) **COLLEGE:** Riverside Comm. College (CA)
FULL NAME: Brett Jarrett Martinez **SIGNED BY:** Tim Corcoran (Angels)

Year	Club	AVG	G	AB	R	H	2B	3B	HR	RBI	SH	SF	HBP	BB	IBB	SO	SB	CS	GDP	SLG	OBP	E
2003	—Angels (ASL)	.250	46	148	16	37	1	3	0	15	1	1	1	19	0	22	9	5	7	.297	.337	14
2004	—Angels (ASL)	.235	40	162	13	38	8	1	0	21	0	1	1	11	2	26	3	2	1	.296	.286	6
	Provo	.333	3	6	0	2	0	0	0	0	1	0	0	0	1	0	0	0	0	.333	.333	0
	Cedar Rapids	.000	1	2	1	0	0	0	0	0	0	0	0	0	0	0	0	0	0	.000	.333	0
2005	—Salt Lake	.200	4	10	2	2	2	0	0	0	0	0	0	0	5	0	0	1	.400	.200	1	
	Cedar Rapids	.125	3	8	1	1	0	0	0	0	0	0	0	1	0	2	1	0	0	.125	.222	0
	Orem	.277	53	173	30	48	8	3	4	25	1	2	6	27	0	40	7	0	4	.428	.389	3
2006	—Cedar Rapids	.226	100	354	33	80	9	1	4	35	2	5	3	36	0	87	6	8	5	.291	.299	10

MANUEL MARTINEZ

INF

AGE: 19 **BORN:** Feb. 24, 1988 in Higueral, DR **RESIDES:** La Romana, DR **HT.:** 6-3 **WT.:** 165
BATS & THROWS: Right **ACQUIRED:** Signed as free agent, Jan. 17, 2006
HIGH SCHOOL: — **COLLEGE:** —
FULL NAME: Manuel Alejandro Martinez de la Cruz **SIGNED BY:** Leo Perez (Angels)

Year	Club	AVG	G	AB	R	H	2B	3B	HR	RBI	SH	SF	HBP	BB	IBB	SO	SB	CS	GDP	SLG	OBP	E
2006	—Angels (DSL)	.151	22	73	6	11	1	1	0	6	1	1	1	10	0	16	1	1	4	.192	.259	4



ORGANIZATIONAL PLAYERS

TIM MATTISON

RHP

AGE: 24 **BORN:** June 22, 1982 in Jacksonville, FL **RESIDES:** Riverview, FL **HT.:** 6-1 **WT.:** 225
BATS & THROWS: Right **ACQUIRED:** Signed as free agent, May 30, 2005
HIGH SCHOOL: Trinity HS (Jacksonville, FL) **COLLEGE:** Univ. of So. Florida (Tampa, FL)
FULL NAME: Timothy Lyle Mattison **SIGNED BY:** Tom Kotchman (Angels)

Year	Club	W-L	ERA	G	GS	CG	GF	SHO	SV	IP	H	R	ER	HR	HB	BB	IBB	SO	WP	BK	BA
2005	Orem	1-2	8.66	20	0	0	12	0	1	17.2	27	22	17	3	0	5	0	14	1	0	.329
2006	Cedar Rapids	3-5	4.83	37	0	0	24	0	4	54	67	34	29	6	1	10	0	36	3	0	.312

TOMMY MENDOZA

RHP

For information, see 2007 Non-Roster Players Section.

DUSTIN MILLER

RHP

AGE: 24 **BORN:** March 9, 1983 in Los Alamitos, CA **RESIDES:** Diamond Bar, CA **HT.:** 6-4 **WT.:** 200
BATS & THROWS: Right **ACQUIRED:** Signed as free agent, July 14, 2006
HIGH SCHOOL: Diamond Bar (CA) HS **COLLEGE:** Cal State Fullerton (CA)
FULL NAME: Dustin Matthew Miller **SIGNED BY:** Tim Corcoran (Angels)

Year	Club	W-L	ERA	G	GS	CG	GF	SHO	SV	IP	H	R	ER	HR	HB	BB	IBB	SO	WP	BK	BA
2006	Angels (ASL)	1-0	1.10	6	1	0	0	0	0	16.1	13	5	2	1	2	2	0	25	1	0	.206

MANUEL MOLINA

INF

AGE: 18 **BORN:** Jan. 4, 1989 in Villa Vasquez, DR **RESIDES:** Villa Vasquez, DR **HT.:** 6-3 **WT.:** 215
BATS & THROWS: Right **ACQUIRED:** Signed as free agent, April 4, 2006
HIGH SCHOOL: — **COLLEGE:** —
FULL NAME: Manuel Antonio Molina Helena **SIGNED BY:** Leo Perez (Angels)

Year	Club	AVG	G	AB	R	H	2B	3B	HR	RBI	SH	SF	HBP	BB	IBB	SO	SB	CS	GDP	SLG	OBP	E
2006	Angels (DSL)	.067	27	60	4	4	0	0	1	8	1	1	4	9	0	32	1	2	2	.117	.230	3

ROBIN MOLINA

RHP

AGE: 19 **BORN:** June 29, 1987 in Santiago, DR **RESIDES:** Santiago, DR **HT.:** 6-3 **WT.:** 185
BATS & THROWS: Right **ACQUIRED:** Signed as free agent, Jan. 19, 2005
HIGH SCHOOL: Escuela Senape (DR) **COLLEGE:** —
FULL NAME: Robin Molina Contreras **SIGNED BY:** Leo Perez (Angels)

Year	Club	W-L	ERA	G	GS	CG	GF	SHO	SV	IP	H	R	ER	HR	HB	BB	IBB	SO	WP	BK	BA
2005	Angels (DSL)	2-1	2.50	11	6	0	3	0	0	36	29	18	10	1	5	13	0	27	1	1	.215
2006	Angels (DSL)	7-2	1.76	14	14	0	0	0	0	81.2	61	20	16	1	4	19	0	43	4	0	.213

JEREMY MOORE

OF

AGE: 19 **BORN:** June 29, 1987 in Shreveport, LA **RESIDES:** Vivian, LA **HT.:** 6-1 **WT.:** 190
BATS: Left **THROWS:** Right **ACQUIRED:** 6th round of 2005 free agent draft (signed, June 10, 2005)
HIGH SCHOOL: North Caddo HS (Vivian, LA) **COLLEGE:** —
FULL NAME: Jeremy Jerome Moore **SIGNED BY:** Chad MacDonald (Angels)

Year	Club	AVG	G	AB	R	H	2B	3B	HR	RBI	SH	SF	HBP	BB	IBB	SO	SB	CS	GDP	SLG	OBP	E
2005	Angels (ASL)	.227	34	110	15	25	3	1	0	11	2	0	1	11	0	46	12	6	3	.273	.303	3
2006	Angels (ASL)	.254	41	142	25	36	7	2	3	19	1	1	3	18	0	37	4	8	4	.394	.348	2

DALLAS MORRIS

INF

AGE: 24 **BORN:** July 13, 1982 in Opelousas, LA **RESIDES:** Lafayette, LA **HT.:** 6-2 **WT.:** 210
BATS & THROWS: Right **ACQUIRED:** 24th round of 2005 free agent draft (signed, June 14, 2005)
HIGH SCHOOL: Ft. Walton Beach (FL) HS **COLLEGE:** Univ. of Louisiana-Lafayette (LA)
FULL NAME: Dallas Dupuis Morris **SIGNED BY:** Chad MacDonald (Angels)

Year	Club	AVG	G	AB	R	H	2B	3B	HR	RBI	SH	SF	HBP	BB	IBB	SO	SB	CS	GDP	SLG	OBP	E
2005	Orem	.302	70	295	47	89	H23	3	9	52	0	1	5	16	1	52	4	3	4	.492	.347	18
2006	Cedar Rapids	.260	122	453	48	118	23	4	7	60	1	7	6	25	4	66	24	10	13	.375	.303	22

ROBERT MOSEBACH

RHP

For information, see 2007 Non-Roster Players Section.

DUSTIN MOSELEY

RHP

For information, see 2007 40-Man Roster Biographies.



ORGANIZATIONAL PLAYERS

RYAN MOUNT

INF

AGE: 20 BORN: Aug. 17, 1986 in West Covina, CA RESIDES: Mesquite, NV HT.: 6-0 WT.: 175
 BATS & THROWS: Left THROWS: Right ACQUIRED: 2nd round of 2005 free agent draft (signed, July 14, 2005)
 HIGH SCHOOL: Ayala HS (Chino Hills, CA) COLLEGE: —
 FULL NAME: Ryan Bradley Mount SIGNED BY: Tim Corcoran (Angels)

Year	Club	AVG	G	AB	R	H	2B	3B	HR	RBI	SH	SF	HBP	BB	IBB	SO	SB	CS	GDP	SLG	OBP	E
2005	—Angels (ASL)	.216	29	102	15	22	7	1	1	17	0	3	1	17	0	31	4	1	2	.333	.325	5
2006	—Orem	.285	69	H277	54	79	14	2	9	38	3	1	2	36	1	67	10	3	4	.448	.370	10

GUILLERMO NARANJO

RHP

AGE: 20 BORN: Dec. 4, 1986 in San Pedro de Macoris, DR RESIDES: San Pedro de Macoris, DR HT.: 6-4 WT.: 185
 BATS & THROWS: Right ACQUIRED: Signed as free agent, Jan. 12, 2005
 HIGH SCHOOL: Gaston F. Deligne School (DR) COLLEGE: —
 FULL NAME: Guillermo Eduardo Naranjo Mateo SIGNED BY: Leo Perez (Angels)

Year	Club	W-L	ERA	G	GS	CG	GF	SHO	SV	IP	H	R	ER	HR	HB	BB	IBB	SO	WP	BK	BA
2005	—Angels (DSL)	2-4	3.18	11	11	0	0	0	0	51	39	23	18	2	6	34	0	56	3	0	.214
2006	—Angels (DSL)	1-0	1.59	9	1	1	2	0	1	17	10	3	3	0	0	6	0	14	1	0	.175

ABEL NIEVES

INF

AGE: 21 BORN: Aug. 14, 1985 in Maracay, VZ RESIDES: Maracay, VZ HT.: 5-11 WT.: 175
 BATS & THROWS: Right ACQUIRED: 50th round of 2004 free agent draft (signed, May 11, 2005)
 HIGH SCHOOL: El Siglo School (VZ) COLLEGE: Middle Georgia Comm. College (Cochran, GA)
 FULL NAME: Abel Moises Nieves Sanchez SIGNED BY: Chris McAlpin (Angels)

Year	Club	AVG	G	AB	R	H	2B	3B	HR	RBI	SH	SF	HBP	BB	IBB	SO	SB	CS	GDP	SLG	OBP	E	
2005	—Angels (ASL)	.273	23	66	17	18	3	0	0	7	0	0	2	13	0	19	3	0	2	.318	.407	6	
2006	—Salt Lake	.111	3	9	1	1	0	0	0	0	0	0	0	1	0	1	1	.111	.200	2			
	R. Cucamonga	.000	4	6	0	0	0	0	0	0	0	0	0	0	0	3	0	0	.000	.000	0		
	Orem	.259	62	220	36	57	10	2	1	29	6	4	2	28	2	35	3	2	2	.336	.343	16	

DARREN O'DAY

RHP

AGE: 24 BORN: Oct. 22, 1982 in Jacksonville, FL RESIDES: Jacksonville, FL HT.: 6-4 WT.: 225
 BATS & THROWS: Right ACQUIRED: Signed as free agent, May 29, 2006
 HIGH SCHOOL: Bishop Kenny HS (Jacksonville, FL) COLLEGE: Univ. of Florida (Gainesville, FL)
 FULL NAME: Darren Christopher O'Day SIGNED BY: Tom Kotchman (Angels)

Year	Club	W-L	ERA	G	GS	CG	GF	SHO	SV	IP	H	R	ER	HR	HB	BB	IBB	SO	WP	BK	BA
2006	—Orem	0-1	2.51	14	0	0	13	0	7	14.1	11	5	4	1	1	5	0	15	3	0	.208
	Cedar Rapids	3-1	2.70	17	0	0	6	0	1	23.1	20	8	7	1	1	2	0	14	2	0	.235

KASEY OLENBERGER

RHP

For information, see 2007 Non-Roster Players Section.

ANTHONY ORTEGA

RHP

AGE: 21 BORN: Aug. 24, 1985 in Ocumare del Tuy, VZ RESIDES: Charallave, Miranda, VZ HT.: 6-0 WT.: 170
 BATS & THROWS: Right ACQUIRED: Signed as free agent, Oct. 13, 2003
 HIGH SCHOOL: UE Francisco Tosta Garcia (VZ) COLLEGE: —
 FULL NAME: Anthony Yoel Ortega Martinez SIGNED BY: Carlos Porte (Angels)

Year	Club	W-L	ERA	G	GS	CG	GF	SHO	SV	IP	H	R	ER	HR	HB	BB	IBB	SO	WP	BK	BA
2004	—Angels (DSL)	2-6	2.45	13	13	0	0	0	0	80.2	64	28	22	3	5	13	0	61	8	2	.215
2005	—Angels (DSL)	7-4	H0.86	14	14	2	0	0	0	94.1	62	20	9	2	4	21	0	100	4	1	.182
2006	—R. Cucamonga	0-1	2.08	5	1	0	3	0	1	8.2	9	6	2	0	0	5	0	5	0	0	.281
	Orem	1-1	0.79	2	2	0	0	0	0	11.1	6	3	1	0	1	2	0	11	1	0	.162
	Cedar Rapids	1-6	4.21	12	12	0	0	0	0	66.1	71	36	31	5	2	27	0	55	11	0	.280

MINOR LEAGUE SYSTEM

ORGANIZATIONAL PLAYERS

NORBERTO ORTIZ

OF

AGE: 22 BORN: Jan. 19, 1985 in San Cristobal, DR RESIDES: San Cristobal, DR HT.: 6-1 WT.: 170
 BATS & THROWS: Right ACQUIRED: Signed as free agent, Dec. 23, 2003
 HIGH SCHOOL: Escuela Cristiana El Alfarero (DR) COLLEGE: —
 FULL NAME: Norberto Ortiz Valera SIGNED BY: Leo Perez (Angels)

Year	Club	AVG	G	AB	R	H	2B	3B	HR	RBI	SH	SF	HBP	BB	IBB	SO	SB	CS	GDP	SLG	OBP	E
2004	—Angels (DSL)	.264	57	212	33	56	12	1	3	26	0	3	2	15	0	57	8	8	6	.373	.315	3
2005	—Angels (DSL)	.305	63	200	49	61	15	1	H12	H48	0	2	2	26	0	54	8	1	7	.570	.387	0
2006	—Angels (ASL)	.281	45	171	28	48	10	4	5	31	1	3	4	6	0	45	10	5	2	.474	.315	2

WILBERTO ORTIZ

INF

AGE: 22 BORN: Jan. 30, 1985 in Guayama, PR RESIDES: Brooklyn, NY HT.: 5-10 WT.: 180
 BATS & THROWS: Right ACQUIRED: 33rd round of 2006 free agent draft (signed, June 30, 2006)
 HIGH SCHOOL: La Salle Academy (New York, NY) COLLEGE: Dowling College (Brooklyn, NY)
 FULL NAME: Wilberto Ortiz SIGNED BY: Dan Lynch (Angels)

Year	Club	AVG	G	AB	R	H	2B	3B	HR	RBI	SH	SF	HBP	BB	IBB	SO	SB	CS	GDP	SLG	OBP	E
2006	—Angels (ASL)	.299	36	137	28	41	8	1	0	10	3	1	5	13	0	18	3	1	3	.372	.378	13

SEAN O'SULLIVAN

RHP

AGE: 19 BORN: Sept. 1, 1987 in San Diego, CA RESIDES: El Cajon, CA HT.: 6-1 WT.: 220
 BATS & THROWS: Right ACQUIRED: 3rd round of 2005 free agent draft (signed, May 29, 2006)
 HIGH SCHOOL: Valhalla HS (El Cajon, CA) COLLEGE: Grossmont College (El Cajon, CA)
 FULL NAME: Sean Daniel O'Sullivan SIGNED BY: Tim Corcoran (Angels)

Year	Club	W-L	ERA	G	GS	CG	GF	SHO	SV	IP	H	R	ER	HR	HB	BB	IBB	SO	WP	BK	BA
2006	—Orem	4-0	H2.14	14	14	0	0	0	0	71.1	65	23	17	2	5	7	0	55	2	0	.239

MATT PALI

OF

AGE: 26 BORN: Dec. 10, 1980 in Houston, TX RESIDES: Houston, TX HT.: 6-1 WT.: 215
 BATS & THROWS: Left ACQUIRED: 17th round of 2003 free agent draft (signed, June 5, 2003)
 HIGH SCHOOL: Westfield HS (Houston, TX) COLLEGE: Florida Atlantic Univ. (Boca Raton, FL)
 FULL NAME: Matthew William Pali SIGNED BY: Mike Silvestri (Angels)

Year	Club	AVG	G	AB	R	H	2B	3B	HR	RBI	SH	SF	HBP	BB	IBB	SO	SB	CS	GDP	SLG	OBP	E
2003	—Provo	.327	64	223	47	73	15	3	8	43	0	2	6	32	0	44	2	1	3	.529	.422	5
2004	—Cedar Rapids	.256	112	407	55	104	18	5	10	57	2	4	14	42	3	84	10	11	5	.398	.343	1
2005	—R. Cucamonga	.257	135	513	81	132	18	1	12	77	5	7	9	55	4	86	15	5	4	.366	.336	8
2006	—R. Cucamonga	.242	24	91	12	22	1	0	3	16	0	2	2	6	1	17	0	1	2	.352	.297	1
	Arkansas	.232	96	345	39	80	13	0	9	45	2	1	2	20	0	70	7	3	7	.348	.277	6

ADAM PAVKOVICH

INF

AGE: 25 BORN: Dec. 31, 1981 in Sarasota, FL RESIDES: Tuscaloosa, AL HT.: 6-2 WT.: 185
 BATS & THROWS: Right ACQUIRED: 11th round of 2003 free agent draft (signed, June 11, 2003)
 HIGH SCHOOL: Venice HS (FL) COLLEGE: Univ. of Alabama (Tuscaloosa, AL)
 FULL NAME: Adam William Pavkovich SIGNED BY: Jeff Crane (Angels)

Year	Club	AVG	G	AB	R	H	2B	3B	HR	RBI	SH	SF	HBP	BB	IBB	SO	SB	CS	GDP	SLG	OBP	E
2003	—Provo	.283	27	106	17	30	6	0	1	11	0	2	4	14	0	21	2	1	2	.368	.381	11
	Cedar Rapids	.320	35	125	20	40	6	0	1	18	3	4	2	13	0	19	1	1	2	.392	.382	9
	Salt Lake	.200	1	5	0	1	0	0	0	0	0	0	0	0	0	0	0	0	0	.200	.200	0
2004	—R. Cucamonga	.227	107	375	59	85	33	2	10	44	6	3	2	36	0	70	4	5	2	.405	.296	22
2005	—Arkansas	.407	8	27	2	11	3	1	1	3	0	0	0	0	0	3	1	1	0	.704	.407	0
	Salt Lake	.269	106	342	50	92	19	4	8	51	7	5	3	27	1	65	5	6	9	.418	.324	17
2006	—Salt Lake	.246	104	317	40	78	16	2	11	46	3	8	3	35	0	66	7	6	11	.413	.320	15



ORGANIZATIONAL PLAYERS

GARY PATCHETT

INF

AGE: 28 BORN: Sept. 25, 1978 in Harbor City, CA RESIDES: Torrance, CA HT.: 6-2 WT.: 180
 BATS & THROWS: Right ACQUIRED: Signed as free agent, Feb. 14, 2007
 HIGH SCHOOL: — COLLEGE: San Jose (CA) State Univ.
 FULL NAME: Gary Anthony Patchett SIGNED BY: Butch Baccala (Reds)

Year	Club	AVG	G	AB	R	H	2B	3B	HR	RBI	SH	SF	HBP	BB	IBB	SO	SB	CS	GDP	SLG	OBP	E
2000	—Reds (GCL)	.292	19	65	9	19	3	0	0	5	1	0	2	8	0	11	1	3	3	.338	.387	3
2001	—Dayton	.243	85	259	42	63	8	1	0	17	5	1	16	27	0	52	6	3	4	.282	.350	14
2002	—Dayton	.227	94	278	42	63	15	0	4	30	6	1	13	20	0	73	5	3	7	.324	.308	17
	Louisville	.286	7	7	0	2	2	0	0	3	0	0	0	0	0	1	0	0	0	.571	.286	0
2003	—Potomac	.239	47	113	11	27	1	0	1	6	3	0	4	10	1	24	0	2	6	.274	.323	9
2004	—Potomac	.228	50	162	14	37	5	0	1	15	2	0	3	11	1	42	1	5	2	.278	.290	0
	Louisville	.000	4	2	1	0	0	0	0	0	0	0	0	0	0	0	0	0	0	.000	.000	0
2005	—Chattanooga	.215	48	107	7	23	6	0	0	8	2	2	6	4	1	26	0	0	5	.271	.277	3
	Louisville	.227	9	22	3	5	1	0	0	1	0	1	1	3	0	7	0	0	0	.273	.333	1
2006	—Chattanooga	.296	25	27	2	8	0	0	0	2	0	0	1	9	1	11	0	0	1	.296	.486	0
	Louisville	.143	6	7	0	1	0	0	0	0	0	0	0	3	0	0	0	0	.143	.143	0	
	Sarasota	.143	21	56	7	8	0	0	0	2	0	0	2	6	0	7	0	0	2	.143	.250	3

Signed as free agent by Cincinnati Reds, June 26, 2000; Granted free agency, Oct. 15, 2006.

AARON PEEL

OF

For information, see 2007 Non-Roster Players Section.

DAVE PELLEGRINE

RHP

AGE: 21 BORN: Nov. 4, 1985 in Boston, MA RESIDES: Norwood, MA HT.: 6-4 WT.: 195
 BATS: Left THROWS: Right ACQUIRED: 11th round of 2006 free agent draft (signed, June 13, 2006)
 HIGH SCHOOL: Norwood (MA) High COLLEGE: Northeastern Univ. (Boston, MA)
 FULL NAME: David Zajac Pellegrine SIGNED BY: Dan Lynch (Angels)

Year	Club	W-L	ERA	G	GS	CG	GF	SHO	SV	IP	H	R	ER	HR	HB	BB	IBB	SO	WP	BK	BA
2006	—Orem	1-0	4.50	12	0	0	4	0	0	12	9	7	6	0	0	12	0	11	4	0	.209

DARWIN PEREZ

INF

AGE: 17 BORN: July 27, 1989 in Maracay, Aragua, VZ RESIDES: San Joaquin de Turmero, VZ HT.: 5-10 WT.: 160
 BATS: Switch THROWS: Right ACQUIRED: Signed as free agent, Sept. 24, 2005
 HIGH SCHOOL: — COLLEGE: —
 FULL NAME: Darwin Eduardo Perez Murillo SIGNED BY: Amador Arias (Angels)

Year	Club	AVG	G	AB	R	H	2B	3B	HR	RBI	SH	SF	HBP	BB	IBB	SO	SB	CS	GDP	SLG	OBP	E
2006	—Angels (DSL)	.246	61	211	30	52	10	1	0	21	3	4	0	41	0	56	10	3	2	.303	.363	11

JOSE PEREZ

RHP

AGE: 19 BORN: Sept. 14, 1987 in Ocumare Del Toy, VZ RESIDES: Ocumare Del Toy, VZ HT.: 6-2 WT.: 180
 BATS & THROWS: Right ACQUIRED: Signed as free agent, Jan. 10, 2006
 HIGH SCHOOL: — COLLEGE: —
 FULL NAME: Jose Daniel Perez Miranda SIGNED BY: Cesar Velasquez (Angels)

Year	Club	W-L	ERA	G	GS	CG	GF	SHO	SV	IP	H	R	ER	HR	HB	BB	IBB	SO	WP	BK	BA
2006	—Angels (DSL)	6-1	1.52	12	12	1	0	0	0	71	37	18	12	1	1	17	0	59	6	0	.157

JULIO PEREZ

OF

AGE: 21 BORN: Sept. 28, 1985 in Bani, DR RESIDES: San Cristobal, DR HT.: 6-2 WT.: 170
 BATS & THROWS: Right ACQUIRED: Signed as free agent, Sept. 24, 2002
 HIGH SCHOOL: Escuela de Nigua (DR) COLLEGE: —
 FULL NAME: Julio Ernesto Perez SIGNED BY: Leo Perez (Angels)

Year	Club	AVG	G	AB	R	H	2B	3B	HR	RBI	SH	SF	HBP	BB	IBB	SO	SB	CS	GDP	SLG	OBP	E
2003	—Angels (DSL)	.161	32	112	7	18	5	0	0	7	3	0	1	1	0	30	0	1	3	.205	.175	5
2004	—Angels (DSL)	.220	53	168	19	37	7	1	3	18	2	2	5	12	0	44	4	4	7	.327	.289	5
2005	—Angels (DSL)	.244	43	119	18	29	2	2	4	19	1	1	3	23	1	33	10	2	1	.395	.377	0
2006	—Orem	.368	5	19	7	7	3	0	2	7	0	0	1	3	0	6	1	0	0	.842	.478	2



ORGANIZATIONAL PLAYERS

MIKE PETE

LHP

AGE: 24 **BORN:** Jan. 29, 1983 in Akron, OH
BATS & THROWS: Left
HIGH SCHOOL: Armwood HS (Seffner, FL)
FULL NAME: Michael Jeffrey Pete

RESIDES: Brandon, FL **HT.:** 5-11 **WT.:** 175
ACQUIRED: Signed as free agent, July 5, 2005
COLLEGE: Univ. of Florida (Gainesville, FL)
SIGNED BY: Tom Kotchman (Angels)

Year	Club	W-L	ERA	G	GS	CG	GF	SHO	SV	IP	H	R	ER	HR	HB	BB	IBB	SO	WP	BK	BA
2005	—Orem	2-1	0.99	20	0	0	5	0	2	27.1	27	5	3	0	3	9	0	24	2	0	.276
2006	—R. Cucamonga	2-1	5.80	26	0	0	8	0	0	35.2	43	27	23	3	1	24	0	17	7	0	.293
	Cedar Rapids	1-2	5.89	22	0	0	5	0	0	18.1	14	13	12	0	2	15	0	18	3	0	.219

CHRIS PETTIT

OF

AGE: 22 **BORN:** Aug. 15, 1984 in Pasadena, CA
BATS & THROWS: Right
HIGH SCHOOL: San Dimas (CA) HS
FULL NAME: Christopher Michael Pettit

RESIDES: San Dimas, CA **HT.:** 6-0 **WT.:** 190
ACQUIRED: 19th round of 2006 free agent draft (signed, June 12, 2006)
COLLEGE: Loyola Marymount Univ. (Westchester, CA)
SIGNED BY: Bobby DeJardin (Angels)

Year	Club	AVG	G	AB	R	H	2B	3B	HR	RBI	SH	SF	HBP	BB	IBB	SO	SB	CS	GDP	SLG	OBP	E
2006	—Orem	.336	68	226	41	76	H25	3	7	54	0	1	14	31	1	48	5	1	5	.566	.445	2

P.J. PHILLIPS

INF

AGE: 20 **BORN:** Sept. 23, 1986 in Newport News, VA
BATS & THROWS: Right
HIGH SCHOOL: Redan HS (Stone Mountain, GA)
FULL NAME: Patrick J. Phillips

RESIDES: Stone Mountain, GA **HT.:** 6-3 **WT.:** 170
ACQUIRED: Selected in 2nd round of 2005 free agent draft
COLLEGE: —
SIGNED BY: Chris McAlpin (Angels)

Year	Club	AVG	G	AB	R	H	2B	3B	HR	RBI	SH	SF	HBP	BB	IBB	SO	SB	CS	GDP	SLG	OBP	E
2005	—Angels (ASL)	.291	49	182	25	53	6	6	1	24	0	2	2	9	0	53	13	5	0	.407	.328	12
2006	—Orem	.240	69	263	36	63	12	1	6	27	2	0	2	10	1	75	11	8	6	.361	.298	25

PEDRO PICHARDO

RHP

AGE: 18 **BORN:** July 16, 1988 in Moca, DR
BATS & THROWS: Right
HIGH SCHOOL: —
FULL NAME: Pedro Manaury Pichardo Alvarez

RESIDES: Moca, DR **HT.:** 6-1 **WT.:** 190
ACQUIRED: Signed as free agent, Jan. 17, 2006
COLLEGE: —
SIGNED BY: Leo Perez (Angels)

Year	Club	W-L	ERA	G	GS	CG	GF	SHO	SV	IP	H	R	ER	HR	HB	BB	IBB	SO	WP	BK	BA
2006	—Angels (DSL)	2-2	1.23	11	1	0	5	0	1	22	16	6	3	1	4	4	0	19	0	0	.205

FRANCISCO PLACENCIO

INF

AGE: 19 **BORN:** Sept. 7, 1987 in San Cristobal, DR
BATS & THROWS: Right
HIGH SCHOOL: Escuela Basica Ingenio Caey (DR)
FULL NAME: Francisco Miguel Placencio Rodriguez

RESIDES: San Cristobal, DR **HT.:** 6-2 **WT.:** 175
ACQUIRED: Signed as free agent, July 5, 2005
COLLEGE: —
SIGNED BY: Leo Perez (Angels)

Year	Club	AVG	G	AB	R	H	2B	3B	HR	RBI	SH	SF	HBP	BB	IBB	SO	SB	CS	GDP	SLG	OBP	E
2005	—Angels (DSL)	.194	12	36	3	7	0	0	0	5	1	0	1	5	0	14	0	0	0	.194	.310	5
2006	—Angels (DSL)	.151	21	53	8	8	2	0	0	1	1	0	2	4	0	23	2	0	0	.189	.237	4

CARLOS PORTE

RHP

AGE: 20 **BORN:** Sept. 18, 1986 in Maracay, Aragua, VZ
BATS & THROWS: Right
HIGH SCHOOL: Mario Brigeno Gregory (VZ)
FULL NAME: Carlos Jose Porte Lopez

RESIDES: Maracay, Aragua, VZ **HT.:** 6-2 **WT.:** 180
ACQUIRED: Signed as free agent, July 5, 2005
COLLEGE: —
SIGNED BY: Amador Arias (Angels)

Year	Club	W-L	ERA	G	GS	CG	GF	SHO	SV	IP	H	R	ER	HR	HB	BB	IBB	SO	WP	BK	BA
2005	—Angels (DSL)	0-0	5.40	2	0	0	0	0	0	1.2	0	1	1	0	2	2	0	2	0	0	.000
2006	—Angels (DSL)	0-2	2.89	11	0	0	8	0	2	18.2	12	11	6	1	2	10	0	19	3	0	.174



ORGANIZATIONAL PLAYERS

GREG PORTER

INF

AGE: 26 **BORN:** Aug. 15, 1980 in West Point, NY
BATS & THROWS: Left Right
HIGH SCHOOL: Keller HS (Keller, TX)
FULL NAME: Gregory Allen Porter

RESIDES: Roanoke, TX
ACQUIRED: 45th round of 2001 free agent draft (signed, June 9, 2001)
COLLEGE: Texas A&M (College Station, TX)
SIGNED BY: David Crowson (Angels)

Year	Club	AVG	G	AB	R	H	2B	3B	HR	RBI	SH	SF	HBP	BB	IBB	SO	SB	CS	GDP	SLG	OBP	E
2001	—Provo	.331	39	127	34	42	3	1	10	34	0	2	1	18	1	21	3	1	2	.606	.412	0
2002	—Cedar Rapids	.229	77	266	29	61	14	1	1	38	1	3	3	28	0	69	2	4	8	.301	.307	2
2003	—Cedar Rapids	.305	79	279	48	85	17	5	4	52	0	3	6	30	1	52	1	2	6	.444	.381	10
2004	—R. Cucamonga	.318	86	349	48	111	26	5	6	45	1	3	6	17	0	67	1	3	6	.473	.357	21
2005	—Arkansas	.286	129	448	63	128	24	4	11	56	0	6	4	22	2	84	2	6	6	.431	.321	30
2006	—Arkansas	.298	118	440	73	131	28	0	20	71	0	4	6	26	2	103	4	3	12	.498	.342	9

MICAH POSEY

LHP

AGE: 24 **BORN:** Oct. 18, 1982 in Tallahassee, FL
BATS & THROWS: Left
HIGH SCHOOL: No. Florida Christian HS (Tallahassee, FL)
FULL NAME: Micah Benjamin Posey

RESIDES: Tallahassee, FL
ACQUIRED: 15th round of 2001 free agent draft (signed, May 27, 2002)
COLLEGE: Tallahassee Comm. College (FL)
SIGNED BY: Tom Kotchman (Angels)

Year	Club	W-L	ERA	G	GS	CG	GF	SHO	SV	IP	H	R	ER	HR	HB	BB	IBB	SO	WP	BK	BA	
2002	—Angels (ASL)																					
Injured—Did Not Play																						
2003	—Cedar Rapids	8-6	3.34	20	20	0	0	0	0	110.1	100	48	41	5	9	51	2	68	2	0	.242	
2004	—Cedar Rapids	6-0	2.36	9	8	1	2	1	0	53.1	39	15	14	3	4	14	1	34	3	0	.214	
	R. Cucamonga	2-2	3.66	8	7	0	0	0	0	39.1	38	20	16	4	2	12	0	24	0	0	.264	
2005	—Angels (ASL)	0-0	6.14	4	4	0	0	0	0	7.1	13	7	5	1	1	2	0	9	2	0	.342	
	R. Cucamonga	0-2	12.00	6	6	0	0	0	0	18	29	24	24	1	2	17	0	14	3	0	.387	
2006	—R. Cucamonga	4-10	5.65	32	19	0	2	0	0	121	154	95	76	15	10	70	0	61	7	1	.317	

CURTIS PRIDE

OF

For information, see 2007 Non-Roster Players Section.

JASPER PUGA

INF

AGE: 20 **BORN:** Sept. 23, 1986 in San Felipe, Yaracuy, VZ
BATS & THROWS: Right
HIGH SCHOOL: UE San Luis (DR)
FULL NAME: Jasper Manuel Puga Arias

RESIDES: San Felipe, Yaracuy, VZ
ACQUIRED: Signed as free agent, Feb. 18, 2004
COLLEGE: —
SIGNED BY: Carlos Porte (Angels)

Year	Club	AVG	G	AB	R	H	2B	3B	HR	RBI	SH	SF	HBP	BB	IBB	SO	SB	CS	GDP	SLG	OBP	E
2004	—Angels (DSL)	.155	41	116	18	18	1	0	0	4	1	1	1	14	0	26	8	4	4	.164	.250	7
2005	—Angels (DSL)	.241	68	228	34	55	11	3	6	37	5	2	13	21	0	40	11	5	8	.395	.337	27
2006	—Angels (DSL)	.280	60	189	29	53	9	2	0	28	3	3	8	25	0	49	8	2	4	.349	.382	3

AARON PULLIN

RHP

AGE: 26 **BORN:** Feb. 17, 1981 in Beeville, TX
BATS & THROWS: Right
HIGH SCHOOL: Midland HS (TX)
FULL NAME: Aaron Michael Pullin

RESIDES: Midland, TX
ACQUIRED: Signed as free agent, June 18, 2003
COLLEGE: Univ. of Texas-Arlington (TX)
SIGNED BY: Ron Marigny/Chad MacDonald (Angels)

Year	Club	W-L	ERA	G	GS	CG	GF	SHO	SV	IP	H	R	ER	HR	HB	BB	IBB	SO	WP	BK	BA
2003	—Provo	5-1	3.42	23	0	0	2	0	0	47.1	54	23	18	0	3	5	1	32	2	0	.287
2004	—Cedar Rapids	8-2	4.10	47	0	0	15	0	2	74.2	63	37	34	5	4	29	2	70	4	1	.226
2005	—Arkansas	5-6	5.03	51	0	0	24	0	5	77	80	45	43	13	2	34	0	53	4	0	.262
2006	—Arkansas	2-0	4.70	28	0	0	9	0	1	46	46	25	24	5	5	27	0	28	4	0	.263
	R. Cucamonga	0-1	3.90	22	0	0	8	0	1	27.2	27	16	12	6	0	11	0	18	1	0	.250

MATT REILLY

RHP

AGE: 23 **BORN:** Jan. 24, 1984 in Westwood, NJ
BATS & THROWS: Right
HIGH SCHOOL: Morris Knolls HS (Denville, NJ)
FULL NAME: Matthew Reilly

RESIDES: Denville, NJ
ACQUIRED: 27th round of 2006 free agent draft (signed, June 9, 2006)
COLLEGE: Pace University (New York, NY)
SIGNED BY: Dan Lynch (Angels)

Year	Club	W-L	ERA	G	GS	CG	GF	SHO	SV	IP	H	R	ER	HR	HB	BB	IBB	SO	WP	BK	BA
2006	—Angels (ASL)	2-1	5.52	10	0	0	4	0	1	14.2	16	11	9	1	0	8	0	9	2	0	.271



ORGANIZATIONAL PLAYERS

PAT REILLY

OF

AGE: 25 **BORN:** Dec. 2, 1981 in Costa Mesa, CA
BATS & THROWS: Left
HIGH SCHOOL: Bishop Monogue HS (Reno, NV)
FULL NAME: Patrick John Reilly

RESIDES: Sparks, NV **HT.:** 6-0 **WT.:** 190
ACQUIRED: Signed as free agent, Aug. 28, 2004
COLLEGE: Univ. of Arizona (Tucson, AZ)
SIGNED BY: Bill Hughes (Angels)

Year	Club	AVG	G	AB	R	H	2B	3B	HR	RBI	SH	SF	HBP	BB	IBB	SO	SB	CS	GDP	SLG	OBP	E
2005	Orem	.308	41	120	14	37	9	0	3	14	2	2	1	4	0	35	3	1	0	.458	.331	0
2006	Cedar Rapids	.315	23	89	16	28	6	4	1	17	0	0	3	8	1	20	6	2	1	.506	.390	1
	R. Cucamonga	.271	100	373	63	101	21	7	14	64	2	3	10	23	0	101	5	3	6	.477	.328	1

ANDRES REINALES

OF

AGE: 18 **BORN:** Feb. 28, 1989 in Barcelona, VZ
BATS & THROWS: Right
HIGH SCHOOL: —
FULL NAME: Andres Antonio Reinales

RESIDES: Barcelona, VZ **HT.:** 6-0 **WT.:** 165
ACQUIRED: Signed as free agent, April 17, 2006
COLLEGE: —
SIGNED BY: Denny Suarez (Angels)

Year	Club	AVG	G	AB	R	H	2B	3B	HR	RBI	SH	SF	HBP	BB	IBB	SO	SB	CS	GDP	SLG	OBP	E
2006	Angels (DSL)	.237	26	76	9	18	2	1	0	6	0	1	2	8	0	25	4	2	2	.289	.322	2

DOUG REINHARDT

INF

AGE: 21 **BORN:** Oct. 22, 1985 in Torrance, CA
BATS & THROWS: Right
HIGH SCHOOL: Santa Margarita HS (CA)
FULL NAME: Douglas Francis Reinhardt

RESIDES: Laguna Beach, CA **HT.:** 6-3 **WT.:** 205
ACQUIRED: 10th round of 2004 free agent draft (signed, June 22, 2004)
COLLEGE: —
SIGNED BY: Bobby DeJardin (Angels)

Year	Club	AVG	G	AB	R	H	2B	3B	HR	RBI	SH	SF	HBP	BB	IBB	SO	SB	CS	GDP	SLG	OBP	E
2004	Angels (ASL)	.205	47	151	10	31	4	1	2	9	0	1	7	15	0	42	1	1	3	.285	.305	13
2005	Orem																					
2006	Orem	.188	23	64	5	12	3	0	0	5	0	2	0	6	0	18	2	0	2	.234	.250	3

CLIFF REMOLE

INF

AGE: 24 **BORN:** Oct. 24, 1982 in Atlanta, GA
BATS & THROWS: Left
HIGH SCHOOL: Osborne HS (Marietta, GA)
FULL NAME: Clifton Michael Remole

RESIDES: Powder Springs, GA **HT.:** 6-0 **WT.:** 195
ACQUIRED: 11th round of 2004 free agent draft (signed, June 15, 2004)
COLLEGE: Georgia Tech Univ. (Atlanta, GA)
SIGNED BY: Chris McAlpin (Angels)

Year	Club	AVG	G	AB	R	H	2B	3B	HR	RBI	SH	SF	HBP	BB	IBB	SO	SB	CS	GDP	SLG	OBP	E
2004	Provo	.273	60	198	36	54	11	1	1	24	0	0	2	30	1	22	3	3	3	.354	.374	5
2005	Cedar Rapids	.308	5	13	1	4	1	0	0	0	0	0	0	1	0	0	1	0	0	.385	.357	0
	R. Cucamonga	.300	49	200	27	60	11	2	3	24	1	3	0	12	2	19	3	1	5	.420	.335	10
2006	R. Cucamonga	.267	105	397	50	106	13	2	4	41	5	1	4	21	0	44	0	5	10	.340	.310	9
	Salt Lake	.214	4	14	2	3	0	0	0	1	0	0	0	0	0	3	0	0	0	.214	.214	1

JORDAN RENZ

OF

AGE: 23 **BORN:** July 21, 1983 in Tulsa, OK
BATS & THROWS: Right
HIGH SCHOOL: Tulsa Union HS (OK)
FULL NAME: Jordan Tyler Renz

RESIDES: Broken Arrow, OK **HT.:** 6-2 **WT.:** 200
ACQUIRED: 4th round of 2002 free agent draft (signed, June 13, 2002)
COLLEGE: —
SIGNED BY: Kevin Ham (Angels)

Year	Club	AVG	G	AB	R	H	2B	3B	HR	RBI	SH	SF	HBP	BB	IBB	SO	SB	CS	GDP	SLG	OBP	E
2002	Angels (ASL)	.214	42	145	16	31	5	1	0	10	0	0	7	20	2	51	1	1	5	.262	.337	4
2003	Angels (ASL)	.260	52	204	31	53	9	7	5	28	0	1	2	17	0	59	4	1	2	.446	.321	2
	Provo	.250	5	20	2	5	1	0	1	5	0	0	0	2	0	8	0	0	0	.450	.318	1
2004	Provo	.279	63	226	34	63	18	1	8	45	0	2	4	27	0	84	1	1	2	.473	.363	3
2005	Cedar Rapids	.198	103	353	29	70	10	0	9	55	1	8	1	35	1	126	7	5	6	.303	.267	3
2006	Cedar Rapids	.222	118	450	56	100	22	2	H24	86	0	5	9	35	3	178	6	5	5	.440	.289	3

CHRIS RESOP

RHP

For information, see 2007 40-Man Roster Biographies.



ORGANIZATIONAL PLAYERS

LUIS RIVERA

OF

AGE: 20 **BORN:** Oct. 12, 1986 in San Juan, PR
BATS & THROWS: Right
HIGH SCHOOL: Ramon Vilamayo HS (PR)
FULL NAME: Luis J. Rivera

RESIDES: San Isidro Canovanas, PR **HT.:** 6-1 **WT.:** 190
ACQUIRED: 5th round of 2004 free agent draft (signed, June 17, 2004)
COLLEGE: —
SIGNED BY: Arnold Cochrane (Angels)

Year	Club	AVG	G	AB	R	H	2B	3B	HR	RBI	SH	SF	HBP	BB	IBB	SO	SB	CS	GDP	SLG	OBP	E
2004	—Angels (ASL)	.218	42	124	15	27	6	0	0	10	0	2	5	24	0	45	4	1	2	.266	.361	3
2005	—Angels (ASL)	.280	42	132	25	37	9	4	0	15	0	0	1	16	0	43	8	2	3	.409	.362	1
2006	—Orem	.256	64	242	34	62	11	2	5	26	2	2	3	24	1	65	4	3	7	.380	.328	3

FERNANDO RODRIGUEZ

RHP

AGE: 22 **BORN:** June 18, 1984 in El Paso, TX
BATS & THROWS: Right
HIGH SCHOOL: Franklin HS (El Paso, TX)
FULL NAME: Fernando Rodriguez Jr.

RESIDES: El Paso, TX **HT.:** 6-3 **WT.:** 210
ACQUIRED: 18th round of 2003 free agent draft (signed, June 25, 2003)
COLLEGE: El Paso Comm. College (TX)
SIGNED BY: Kevin Ham (Angels)

Year	Club	W-L	ERA	G	GS	CG	GF	SHO	SV	IP	H	R	ER	HR	HB	BB	IBB	SO	WP	BK	BA
2003	—Angels (ASL)	0-2	6.48	15	0	0	5	0	0	25	29	24	18	2	2	14	1	27	1	1	.284
	Provo	0-0	1.50	4	0	0	3	0	1	6	9	4	1	1	0	1	0	9	1	0	.333
2004	—Provo	4-3	4.14	14	12	0	1	0	0	58.2	64	35	27	7	2	18	0	54	5	0	.300
2005	—Cedar Rapids	8-10	4.18	28	H28	H4	0	0	0	157.1	161	87	73	8	13	49	0	128	2	1	.265
2006	—R. Cucamonga11-8	4.57	28	27	1	1	0	0	0	H163.1	188	92	83	15	7	49	0	112	10	0	.293

FRANCISCO RODRIGUEZ

RHP

AGE: 24 **BORN:** Feb. 26, 1983 in Mexicali, MX
BATS & THROWS: Right
HIGH SCHOOL: —
FULL NAME: Francisco Rodriguez Murillo

RESIDES: Mexicali, MX **HT.:** 6-1 **WT.:** 195
ACQUIRED: Signed as free agent, Dec. 26, 2005
COLLEGE: —
SIGNED BY: Bobby Magallanes/Jeff Malinoff (Angels)

Year	Club	W-L	ERA	G	GS	CG	GF	SHO	SV	IP	H	R	ER	HR	HB	BB	IBB	SO	WP	BK	BA
2006	—R. Cucamonga5-13	5.47	26	25	1	0	1	0	1	133.1	158	95	81	11	13	68	0	83	10	0	.300

RAFAEL RODRIGUEZ

RHP

AGE: 22 **BORN:** Sept. 24, 1984 in Cotui, DR
BATS & THROWS: Right
HIGH SCHOOL: Liceo Fray Ramon Paneone (DR)
FULL NAME: Rafael Rodriguez Duran

RESIDES: Santo Domingo, DR **HT.:** 6-1 **WT.:** 175
ACQUIRED: Signed as free agent, July 20, 2001
COLLEGE: —
SIGNED BY: Leo Perez (Angels)

Year	Club	W-L	ERA	G	GS	CG	GF	SHO	SV	IP	H	R	ER	HR	HB	BB	IBB	SO	WP	BK	BA
2002	—Angels (ASL)	2-1	3.99	8	8	0	0	0	0	38.1	37	19	17	4	5	20	0	50	3	0	.255
	Provo	1-1	5.96	6	6	0	0	0	0	25.2	26	17	17	3	3	14	0	25	3	0	.268
2003	—Cedar Rapids10-11	4.31	26	26	1	0	1	0	144	129	85	69	7	7	59	2	100	19	1	.236	
2004	—Cedar Rapids1-5	6.48	7	7	0	0	0	0	33.1	36	27	24	5	5	19	0	36	4	0	.273	
	Angels (ASL)	0-2	6.46	4	4	0	0	0	15.1	18	12	11	1	2	5	0	13	2	0	.295	
2005	—Cedar Rapids5-2	2.78	13	13	0	0	0	0	74.1	61	24	23	5	4	27	0	74	2	1	.220	
	R. Cucamonga4-4	6.75	14	14	0	0	0	0	72	84	58	54	11	1	33	0	44	11	0	.292	
2006	—R. Cucamonga3-0	0.53	3	3	0	0	0	0	17	15	1	1	0	1	2	0	20	0	0	.234	
	Arkansas	5-10	6.63	24	24	0	0	0	133	175	111	98	H28	7	55	0	83	12	1	.321	

SEAN RODRIGUEZ

INF

For information, see 2007 Non-Roster Players Section.

ROBERT ROMERO

RHP

AGE: 22 **BORN:** March 28, 1985 in McKinney, TX
BATS & THROWS: Right
HIGH SCHOOL: Frisco (TX) HS
FULL NAME: Robert Romero Jr.

RESIDES: Frisco, TX **HT.:** 5-10 **WT.:** 190
ACQUIRED: 7th round of 2005 free agent draft (signed, June 12, 2005)
COLLEGE: Grayson County College (Frisco, TX)
SIGNED BY: Kevin Ham (Angels)

Year	Club	W-L	ERA	G	GS	CG	GF	SHO	SV	IP	H	R	ER	HR	HB	BB	IBB	SO	WP	BK	BA
2005	—Angels (ASL)	0-0	2.70	7	0	0	5	0	3	6.2	7	3	2	1	1	0	0	8	1	0	.280
	Orem	0-2	4.50	10	0	0	5	0	0	12	9	7	6	1	2	11	0	8	8	0	.214
2006	—Cedar Rapids	0-3	3.16	23	0	0	10	0	0	25.2	15	9	9	0	4	16	0	20	5	0	.179



ORGANIZATIONAL PLAYERS

ALBERTO ROSARIO

C

AGE: 20 BORN: Jan. 10, 1987 in Bonao, DR RESIDES: El Fondo, Bonao, DR HT.: 6-0 WT.: 165
 BATS & THROWS: Right ACQUIRED: Signed as free agent, Jan. 19, 2005
 HIGH SCHOOL: Liceo Elias Rodriguez (DR) COLLEGE: —
 FULL NAME: Alberto Rosario SIGNED BY: Leo Perez (Angels)

Year	Club	AVG	G	AB	R	H	2B	3B	HR	RBI	SH	SF	HB	BB	IBB	SO	SB	CS	GDP	SLG	OBP	E
2005	—Angels (DSL)	.227	46	163	21	37	4	0	12	2	0	5	6	0	18	5	3	2	.252	.276	0	
2006	—Angels (DSL)	.275	55	178	28	49	5	4	0	23	3	2	4	18	1	21	3	5	.348	.351	5	

ANDERSON ROSARIO

OF

AGE: 22 BORN: March 2, 1985 in Santo Domingo, DR RESIDES: Santo Domingo, DR HT.: 6-0 WT.: 170
 BATS & THROWS: Right ACQUIRED: Signed as free agent, July 2, 2003
 HIGH SCHOOL: Liceo Nocturno Almirante (DR) COLLEGE: —
 FULL NAME: Anderson Rosario Quinones SIGNED BY: Leo Perez (Angels)

Year	Club	AVG	G	AB	R	H	2B	3B	HR	RBI	SH	SF	HB	BB	IBB	SO	SB	CS	GDP	SLG	OBP	E
2003	—Angels (DSL)	.246	39	122	16	30	6	1	0	10	4	1	4	13	1	33	4	2	2	.311	.336	2
2004	—Angels (ASL)	.277	45	173	24	48	5	3	2	16	0	1	1	9	0	51	8	5	3	.376	.315	4
2005	—R. Cucamonga	.122	14	49	3	6	1	0	0	1	1	0	1	1	0	20	0	0	.143	.157	1	
	Drem	.254	47	130	25	33	6	3	2	14	1	0	4	9	0	57	9	4	1	.392	.322	4
2006	—Salt Lake	.118	18	17	0	2	0	0	0	0	0	0	0	0	0	11	0	1	1	.118	.118	0
	Cedar Rapids	.273	39	143	19	39	13	2	3	11	1	1	2	3	0	48	9	3	2	.455	.295	2

ANGEL ROSARIO

RHP

AGE: 20 BORN: April 30, 1986 in San Cristobal, DR RESIDES: San Cristobal, DR HT.: 6-2 WT.: 160
 BATS & THROWS: Right ACQUIRED: Signed as free agent, April 12, 2004
 HIGH SCHOOL: Liceo de Canastota (DR) COLLEGE: —
 FULL NAME: Angel Luis Rosario Franco SIGNED BY: Leo Perez (Angels)

Year	Club	W-L	ERA	G	GS	CG	GF	SHO	SV	IP	H	R	ER	HR	HB	BB	IBB	SO	WP	BK	BA
2004	—Angels (DSL)	2-0	11.12	10	0	0	3	0	0	11.1	16	15	14	2	2	4	0	12	3	1	.327
2005	—Angels (DSL)	4-2	2.87	14	2	0	6	0	0	31.1	20	18	10	3	8	15	0	25	2	0	.169
2006	—Angels (DSL)	6-1	0.55	16	1	0	0	0	5	32.2	15	5	2	0	3	11	0	42	2	0	.140

JONATHON ROUWENHORST

LHP

AGE: 27 BORN: Sept. 25, 1979 in Bellflower, CA RESIDES: Anaheim, CA HT.: 6-1 WT.: 180
 BATS & THROWS: Left ACQUIRED: Signed as free agent, July 10, 2001
 HIGH SCHOOL: Brethren Christian HS (Cypress, CA) COLLEGE: Biola College (La Mirada, CA)
 FULL NAME: Jonathon Albert Rouwenhorst (RAU-en-horst) SIGNED BY: Tim Corcoran (Angels)

Year	Club	W-L	ERA	G	GS	CG	GF	SHO	SV	IP	H	R	ER	HR	HB	BB	IBB	SO	WP	BK	BA
2001	—Angels (ASL)	1-0	0.00	7	0	0	2	0	0	8.2	2	1	0	0	1	5	1	14	0	0	.069
2002	—Cedar Rapids	4-2	1.26	44	3	0	8	0	1	85.2	54	15	12	1	3	29	2	78	5	0	.127
2003	—R. Cucamonga	1-5	1.73	52	0	0	34	0	20	62.1	58	27	12	0	3	14	1	52	4	0	.245
2004	—Arkansas	4-7	4.06	52	0	0	37	0	11	68.2	67	39	31	6	2	32	1	65	5	0	.247
2005	—Arkansas	3-1	1.59	22	0	0	6	0	2	22.2	13	4	4	2	4	10	0	19	0	0	.169
	Salt Lake	4-3	5.27	25	0	0	11	0	1	42.2	60	25	25	3	2	17	0	31	5	0	.339
2006	—Salt Lake	6-7	4.32	50	7	0	10	0	1	89.2	96	47	43	12	4	38	0	65	2	0	.274

CHRIS SAENZ

RHP

AGE: 25 BORN: Aug. 14, 1981 in Tucson, AZ RESIDES: Phoenix, AZ HT.: 6-3 WT.: 220
 BATS & THROWS: Right ACQUIRED: Signed as free agent, Dec. 9, 2006
 HIGH SCHOOL: — COLLEGE: —
 FULL NAME: Christopher Saenz SIGNED BY: Gord Ash (Brewers)

Year	Club	W-L	ERA	G	GS	CG	GF	SHO	SV	IP	H	R	ER	HR	HB	BB	IBB	SO	WP	BK	BA
2001	—Ogden	3-1	4.24	21	4	0	5	0	0	46.2	43	25	22	5	2	14	2	48	1	0	.251
2002	—Beloit	3-5	3.51	37	0	0	23	0	8	74.1	59	31	29	5	8	32	1	99	1	2	.217
2003	—High Desert	9-9	5.20	26	26	1	0	0	0	128	121	80	74	20	15	56	0	136	7	0	.251
	Huntsville	0-0	1.50	1	0	0	1	0	0	6	4	2	1	0	0	3	0	6	0	0	.200
2004	—Huntsville	5-5	4.15	14	14	0	0	0	0	84.2	76	41	39	10	5	18	1	84	2	3	.243
	Milwaukee	1-0	0.00	1	1	0	0	0	0	6	2	0	0	0	1	3	0	7	0	0	.100

Selected by Milwaukee Brewers in 28th round of 2001 draft; Signed, June 6, 2001; Granted free agency, Oct. 15, 2004; Re-signed by Brewers, Jan. 10, 2006; Released, May 3, 2006.



ORGANIZATIONAL PLAYERS

WAGNER SAINT CLAIR

RHP

AGE: 21 **BORN:** Feb. 28, 1986 in Bani, DR **RESIDES:** Bani, DR **HT:** 6-0 **WT:** 160
BATS & THROWS: Right **ACQUIRED:** Signed as free agent, Dec. 15, 2003
HIGH SCHOOL: Francisco Gregorio Billini School (DR) **COLLEGE:** —
FULL NAME: Wagner Rafael Saint Clair Perez **SIGNED BY:** Leo Perez (Angels)

Year	Club	W-L	ERA	G	GS	CG	GF	SHO	SV	IP	H	R	ER	HR	HB	BB	IBB	SO	WP	BK	BA
2004	—Angels (DSL)	0-0	0.00	1	0	0	0	0	0	1	0	0	0	0	0	0	0	0	0	0	.000
2005	—Angels (DSL)	1-1	4.43	10	1	0	3	0	0	20.1	27	17	10	0	3	11	0	11	1	0	.300
2006	—Angels (DSL)	2-3	1.70	15	1	0	9	0	2	42.1	36	10	8	1	0	7	0	37	1	0	.231

DARRELL SALES

INF

AGE: 21 **BORN:** Sept. 12, 1985 in Santa Clara, CA **RESIDES:** Santa Clara, CA **HT:** 6-1 **WT:** 210
BATS & THROWS: Right **ACQUIRED:** 16th round of 2005 free agent draft (signed, June 13, 2005)
HIGH SCHOOL: Wilcox HS (Santa Clara, CA) **COLLEGE:** West Valley College (Saratoga, CA)
FULL NAME: Darrell Dean Sales **SIGNED BY:** Scott Richardson (Angels)

Year	Club	AVG	G	AB	R	H	2B	3B	HR	RBI	SH	SF	HB	BB	IBB	SO	SB	CS	GDP	SLG	OBP	E
2005	—Angels (ASL)	.282	31	103	15	29	9	2	1	11	0	1	2	14	0	31	2	1	2	.437	.375	6
2006	—Orem	.224	46	156	27	35	8	2	0	19	2	1	3	15	0	44	1	2	5	.301	.303	2

FREDDY SANDOVAL

INF

AGE: 24 **BORN:** Aug. 16, 1982 in Tijuana, BC, MEX **RESIDES:** Playas de Tijuana, BC, MEX **HT:** 6-1 **WT:** 200
BATS & THROWS: Right **ACQUIRED:** 8th round of 2004 free agent draft (signed, June 22, 2004)
HIGH SCHOOL: Marian Catholic HS (San Diego, CA) **COLLEGE:** Univ. of San Diego (CA)
FULL NAME: Freddy Carol Sandoval Herrera **SIGNED BY:** Tim Corcoran (Angels)

Year	Club	AVG	G	AB	R	H	2B	3B	HR	RBI	SH	SF	HB	BB	IBB	SO	SB	CS	GDP	SLG	OBP	E
2005	—Cedar Rapids	.281	117	427	54	120	34	4	4	63	6	7	4	53	3	58	17	12	11	.407	.360	18
2006	—R. Cucamonga	.258	113	434	60	112	28	2	5	54	7	8	1	59	0	98	30	8	14	.366	.343	23

JOSE SANTOS

RHP

AGE: 19 **BORN:** July 11, 1987 in Santiago, DR **RESIDES:** Santiago, DR **HT:** 6-0 **WT:** 198
BATS & THROWS: Right **ACQUIRED:** Signed as free agent, July 19, 2005
HIGH SCHOOL: Radiofonica Sagrado Corazon de Jesus (DR) **COLLEGE:** —
FULL NAME: Jose Manuel Santos Diaz **SIGNED BY:** Leo Perez (Angels)

Year	Club	W-L	ERA	G	GS	CG	GF	SHO	SV	IP	H	R	ER	HR	HB	BB	IBB	SO	WP	BK	BA
2005	—Angels (DSL)	0-1	4.50	2	0	0	2	0	0	4	6	2	2	0	0	0	0	6	0	0	.353
2006	—Angels (DSL)	0-0	4.15	10	0	0	3	0	0	13	7	6	6	0	2	3	0	19	1	0	.163

MARK SAULS

RHP

AGE: 22 **BORN:** Aug. 8, 1984 in Panama City, FL **RESIDES:** Panama City, FL **HT:** 6-4 **WT:** 220
BATS & THROWS: Right **ACQUIRED:** Signed as free agent, June 16, 2006
HIGH SCHOOL: Bay HS (Panama City, FL) **COLLEGE:** Florida State Univ. (Tallahassee, FL)
FULL NAME: Mark Andrew Sauls **SIGNED BY:** Tom Kotchman (Angels)

Year	Club	W-L	ERA	G	GS	CG	GF	SHO	SV	IP	H	R	ER	HR	HB	BB	IBB	SO	WP	BK	BA
2006	—Angels (ASL)	0-1	5.73	11	0	0	3	0	0	11	12	9	7	0	3	6	0	9	2	1	.286

TRAVIS SCHLICHTING

RHP

AGE: 22 **BORN:** Oct. 19, 1984 in Denver, CO **RESIDES:** Round Rock, TX **HT:** 6-4 **WT:** 190
BATS & THROWS: Right **ACQUIRED:** From Tampa Bay in exchange for C Josh Paul, Dec. 19, 2005
HIGH SCHOOL: Round Rock (TX) HS **COLLEGE:** —
FULL NAME: Travis Jay Schlichting **SIGNED BY:** Jonathan Bonifay (Devil Rays)

Year	Club	W-L	ERA	G	GS	CG	GF	SHO	SV	IP	H	R	ER	HR	HB	BB	IBB	SO	WP	BK	BA
2006	—Angels (ASL)	0-0	0.00	5	0	0	3	0	0	7.2	4	0	0	0	1	2	0	13	0	0	.148

Pitching

Year	Club	AVG	G	AB	R	H	2B	3B	HR	RBI	SH	SF	HB	BB	IBB	SO	SB	CS	GDP	SLG	OBP	E
2003	—Princeton	.226	46	146	18	33	2	2	0	9	2	0	1	14	0	38	6	4	7	.267	.298	13
2004	—Charleston SC	.260	94	331	50	86	19	1	2	34	3	4	7	36	0	71	6	4	6	.341	.341	27
2005	—SW Michigan	.252	111	409	47	103	19	3	3	39	5	8	7	27	0	81	13	3	12	.335	.304	19
2006	—Cedar Rapids	.242	31	99	18	24	5	1	3	9	1	1	6	12	0	23	6	4	1	.404	.356	8

Batting

Year	Club	AVG	G	AB	R	H	2B	3B	HR	RBI	SH	SF	HB	BB	IBB	SO	SB	CS	GDP	SLG	OBP	E
2003	—Princeton	.226	46	146	18	33	2	2	0	9	2	0	1	14	0	38	6	4	7	.267	.298	13
2004	—Charleston SC	.260	94	331	50	86	19	1	2	34	3	4	7	36	0	71	6	4	6	.341	.341	27
2005	—SW Michigan	.252	111	409	47	103	19	3	3	39	5	8	7	27	0	81	13	3	12	.335	.304	19
2006	—Cedar Rapids	.242	31	99	18	24	5	1	3	9	1	1	6	12	0	23	6	4	1	.404	.356	8

Selected by Devil Rays in 4th round of 2003 free agent draft; Signed June 21, 2003

ORGANIZATIONAL PLAYERS

TIM SCHOENINGER

RHP

AGE: 22 BORN: Sept. 7, 1984 in Denver, CO

RESIDES: Denver, CO

HT.: 6-2 WT.: 220

BATS & THROWS: Right

ACQUIRED: 23rd round of 2006 free agent draft (signed, June 13, 2006)

HIGH SCHOOL: Mullen HS (Denver, CO)

COLLEGE: Univ. of Nevada-Reno

FULL NAME: Timothy Francis Schoeninger

SIGNED BY: Scott Richardson (Angels)

Year	Club	W-L	ERA	G	GS	CG	GF	SHO	SV	IP	H	R	ER	HR	HB	BB	IBB	SO	WP	BK	BA
2006	—Angels (ASL)	6-2	1.79	14	13	0	0	0	0	75.1	64	22	15	2	3	4	0	64	0	0	.223
	Orem	0-0	0.00	1	0	0	0	0	0	2	2	0	0	0	0	0	0	1	0	0	.286

ED SEMPEY

RHP

AGE: 24 BORN: March 31, 1983 in Norwalk, CT

RESIDES: Clinton, CT

HT.: 6-2 WT.: 215

BATS & THROWS: Right

ACQUIRED: Signed as free agent, June 16, 2006

HIGH SCHOOL: Clinton (CT) Morgan HS

COLLEGE: Univ. of New Haven (CT)

FULL NAME: Edward Kristchen Sempey

SIGNED BY: Dan Lynch (Angels)

Year	Club	W-L	ERA	G	GS	CG	GF	SHO	SV	IP	H	R	ER	HR	HB	BB	IBB	SO	WP	BK	BA
2006	—Angels (ASL)	1-0	10.61	9	0	0	3	0	0	9.1	16	15	11	1	1	7	0	8	0	2	.356

ALEX SERRANO

RHP

For information, see 2007 Non-Roster Players Section.

KELLY SHEARER

LHP

AGE: 21 BORN: April 8, 1985 in Missouri City, TX

RESIDES: Missouri City, TX

HT.: 6-3 WT.: 200

BATS & THROWS: Left

ACQUIRED: Signed as free agent, Aug. 22, 2003

HIGH SCHOOL: Etkins HS (Missouri City, TX)

COLLEGE: —

FULL NAME: Kelly Ryan Shearer

SIGNED BY: Chad MacDonald (Angels)

Year	Club	W-L	ERA	G	GS	CG	GF	SHO	SV	IP	H	R	ER	HR	HB	BB	IBB	SO	WP	BK	BA
2004	—Angels (ASL)	2-3	2.82	13	9	0	0	0	0	51	42	22	16	2	7	23	0	36	4	2	.239
	Provo	0-0	7.94	2	1	0	0	0	0	5.2	7	5	5	1	0	7	0	9	1	0	.318
2005	—Orem	2-4	3.62	15	13	0	1	0	0	64.2	60	34	26	3	4	23	0	45	3	0	.243
2006	—Cedar Rapids	1-5	5.02	9	9	0	0	0	0	43	51	31	24	1	1	26	0	31	10	1	.293

STEVEN SHELL

RHP

For information, see 2007 40-Man Roster Biographies.

RADDY SIERRA

OF

AGE: 19 BORN: Sept. 21, 1987 in San Cristobal, DR

RESIDES: San Cristobal, DR

HT.: 6-0 WT.: 175

BATS & THROWS: Right

ACQUIRED: Signed as free agent, Aug. 5, 2005

HIGH SCHOOL: Liceo Nocturno Manuel Maria Valencia (DR)

COLLEGE: —

FULL NAME: Raddy Rafael Sierra Ferrer

SIGNED BY: Leo Perez (Angels)

Year	Club	AVG	G	AB	R	H	2B	3B	HR	RBI	SH	SF	HBP	BB	IBB	SO	SB	CS	GDP	SLG	OBP	E
2005	—Angels (DSL)	.267	7	15	2	4	1	0	0	1	0	0	1	4	0	5	0	2	0	.333	.450	1
2006	—Angels (DSL)	.250	49	152	20	38	8	2	1	23	3	3	2	23	0	55	7	4	1	.349	.350	3

CASEY SMITH

INF

For information, see 2007 Non-Roster Players Section.

JESSE SMITH

RHP

AGE: 26 BORN: July 11, 1980 in Lincoln, NE

RESIDES: Lincoln, NE

HT.: 6-2 WT.: 210

BATS & THROWS: Right

ACQUIRED: 6th round of 2003 free agent draft (signed, June 6, 2003)

HIGH SCHOOL: Lincoln East (NE)

COLLEGE: Illinois Valley Comm. College (Oglesby, IL)

FULL NAME: Jesse Jay Smith

SIGNED BY: Brian Bridges (Angels)

Year	Club	W-L	ERA	G	GS	CG	GF	SHO	SV	IP	H	R	ER	HR	HB	BB	IBB	SO	WP	BK	BA
2003	—Angels (ASL)	0-0	5.40	3	1	0	0	0	0	6.2	7	4	4	0	1	5	0	7	0	1	.304
	Provo	0-1	2.41	5	3	0	0	0	0	18.2	19	8	5	2	2	6	0	20	1	0	.257
	R. Cucamonga	0-4	7.13	5	5	0	0	0	0	24	26	19	19	3	4	12	0	0	1	0	.280
2004	—Cedar Rapids	4-7	5.40	38	6	0	6	0	0	86.2	99	70	52	4	4	45	2	68	12	1	.280
2005	—Cedar Rapids	4-6	4.97	23	15	1	2	0	1	99.2	112	68	55	6	7	32	0	75	2	4	.286
	R. Cucamonga	3-2	4.70	13	2	0	2	0	0	30.2	36	18	16	4	1	9	0	30	2	0	.286
2006	—Arkansas	8-13	5.22	28	27	2	0	0	0	160.1	199	113	93	24	14	64	0	94	10	0	.309
	Salt Lake	0-0	0.00	1	1	0	0	0	0	7	4	1	0	0	1	0	0	5	1	0	.167



ORGANIZATIONAL PLAYERS

STANTREL SMITH

OF

AGE: 23 **BORN:** Oct. 21, 1983 in Atlanta, GA **RESIDES:** Ellenwood, GA **HT.:** 6-4 **WT.:** 215
BATS & THROWS: Right **ACQUIRED:** 16th round of 2003 free agent draft (signed, May 5, 2004)
HIGH SCHOOL: Towers HS (Decatur, GA) **COLLEGE:** North Florida Comm. College (Madison, FL)
FULL NAME: Stantrel Smith **SIGNED BY:** Tom Kotchman (Angels)

Year	Club	AVG	G	AB	R	H	2B	3B	HR	RBI	SH	SF	HBP	BB	IBB	SO	SB	CS	GDP	SLG	OBP	E
2004	—Angels (ASL)	.182	37	137	8	25	2	4	0	8	0	1	1	4	0	37	4	5	4	.255	.210	2
2005	—Orem	.256	64	227	25	58	11	3	3	28	3	2	0	6	0	68	8	4	3	.370	.272	4
2006	—Cedar Rapids	.210	76	243	31	51	3	5	2	21	2	1	2	7	0	56	11	5	3	.288	.237	5

FRANCISCO SORIANO

OF

AGE: 21 **BORN:** Feb. 6, 1986 in Santo Domingo, DR **RESIDES:** Santa Domingo, DR **HT.:** 6-0 **WT.:** 160
BATS & THROWS: Right **ACQUIRED:** Signed as free agent, Jan. 12, 2005
HIGH SCHOOL: Liceo Vitalina Mordan de la Cruz (DR) **COLLEGE:** —
FULL NAME: Francisco Jesus Soriano Ozuna **SIGNED BY:** Leo Perez (Angels)

Year	Club	AVG	G	AB	R	H	2B	3B	HR	RBI	SH	SF	HBP	BB	IBB	SO	SB	CS	GDP	SLG	OBP	E
2005	—Angels (DSL)	.292	52	168	32	49	6	1	0	13	1	1	2	19	0	31	16	1	0	.339	.368	5
2006	—Angels (DSL)	.246	48	179	22	44	6	2	0	27	6	1	2	7	0	44	10	5	1	.302	.280	5

HAINLEY STATIA

INF

For information, see 2007 Non-Roster Players Section.

VON STERTZBACH

RHP

AGE: 25 **BORN:** May 15, 1981 in Jacksonville, FL **RESIDES:** Coral Springs, FL **HT.:** 6-2 **WT.:** 190
BATS & THROWS: Right **ACQUIRED:** 9th round of 2003 free agent draft (June 6, 2003)
HIGH SCHOOL: Westminster Academy (Ft. Lauderdale, FL) **COLLEGE:** Univ. of Central Florida (Orlando, FL)
FULL NAME: Von David Stertzbach **SIGNED BY:** Tom Kotchman (Angels)

Year	Club	W-L	ERA	G	GS	CG	GF	SHO	SV	IP	H	R	ER	HR	HB	BB	IBB	SO	WP	BK	BA	
2003	—Provo	1-1	4.82	22	5	0	5	0	0	46.2	55	31	25	2	1	14	2	51	1	0	.278	
2004	—Cedar Rapids	0-0	0.00	9	0	0	7	0	5	13.2	7	0	0	0	0	1	1	0	18	0	0	.143
	R. Cucamonga	1-3	3.38	47	0	0	40	0	21	48	52	23	18	2	1	13	1	54	2	0	.265	
2005	—Arkansas	3-5	5.23	44	0	0	32	0	10	51.2	60	36	30	8	7	25	0	42	5	0	.294	
2006	—Arkansas																					Injured—Did Not Play

JOHN SULLIVAN

RHP

AGE: 22 **BORN:** July 2, 1984 in Queens, NY **RESIDES:** Arlington, MA **HT.:** 5-11 **WT.:** 185
BATS & THROWS: Right **ACQUIRED:** 19th round of 2005 free agent draft (signed, June 9, 2005)
HIGH SCHOOL: Arlington (MA) HS **COLLEGE:** St. John's (NY) Univ.
FULL NAME: John Anthony Sullivan **SIGNED BY:** Dan Lynch (Angels)

Year	Club	W-L	ERA	G	GS	CG	GF	SHO	SV	IP	H	R	ER	HR	HB	BB	IBB	SO	WP	BK	BA
2005	—Orem	5-2	6.03	19	1	0	8	0	0	37.1	48	26	25	5	2	16	0	30	3	0	.314
2006	—Orem	2-1	3.97	20	0	0	6	0	0	34	33	16	15	2	2	15	0	35	7	1	.248

NATE SUTTON

INF

AGE: 24 **BORN:** Sept. 1, 1982 in Santa Cruz, CA **RESIDES:** Santa Cruz, CA **HT.:** 6-0 **WT.:** 195
BATS & THROWS: Right **ACQUIRED:** 24th round of 2004 free agent draft (signed, June 20, 2004)
HIGH SCHOOL: Bellarmine Prep (San Jose, CA) **COLLEGE:** UC Santa Barbara (CA)
FULL NAME: Nathanael Nehemiah Sutton **SIGNED BY:** Bobby DeJardin (Angels)

Year	Club	AVG	G	AB	R	H	2B	3B	HR	RBI	SH	SF	HBP	BB	IBB	SO	SB	CS	GDP	SLG	OBP	E
2004	—Provo	.328	54	180	46	59	6	3	1	34	1	1	6	37	0	40	7	2	1	.411	.455	10
2005	—Cedar Rapids	.242	91	314	41	76	12	5	1	25	7	3	4	40	0	60	15	6	4	.322	.332	8
2006	—R. Cucamonga	.278	118	442	75	123	16	8	12	46	5	1	4	46	1	77	27	7	8	.432	.351	19

MATT SWEENEY

INF

AGE: 18 **BORN:** April 4, 1988 in Gaithersburg, MD **RESIDES:** Rockville, MD **HT.:** 6-3 **WT.:** 212
BATS & THROWS: Right **ACQUIRED:** 8th round of 2006 free agent draft (signed, June 9, 2006)
HIGH SCHOOL: Col. Zadok Magruder HS (Rockville, MD) **COLLEGE:** —
FULL NAME: Matthew Richard Sweeney **SIGNED BY:** Dan Radcliffe (Angels)

Year	Club	AVG	G	AB	R	H	2B	3B	HR	RBI	SH	SF	HBP	BB	IBB	SO	SB	CS	GDP	SLG	OBP	E
2006	—Angels (ASL)	.341	44	170	38	58	11	7	5	39	0	3	6	23	1	27	4	1	5	.576	.431	20
	Orem	.167	2	6	0	1	0	0	0	0	0	0	1	0	0	2	0	0	0	.167	.286	0



ORGANIZATIONAL PLAYERS

ERIC THOMAS

RHP

AGE: 26 BORN: March 21, 1981 in Greenfield, MA RESIDES: Orange, MA HT.: 6-9 WT.: 230
 BATS & THROWS: Right ACQUIRED: Signed as free agent, Feb. 14, 2007
 HIGH SCHOOL: — COLLEGE: Univ. of South Alabama (Mobile, AL)
 FULL NAME: Eric M. Thomas SIGNED BY: Doug Reynolds (Brewers)

Year	Club	W-L	ERA	G	GS	CG	GF	SHO	SV	IP	H	R	ER	HR	HB	BB	IBB	SO	WP	BK	BA
2002	Ogden	0-3	9.90	12	6	0	1	0	0	30	46	39	33	5	3	17	0	32	8	1	.341
2003	Helena										Injured—Did Not Play										
2004	Huntsville										Injured—Did Not Play										
2005	Helena	0-1	2.53	3	2	0	0	0	0	10.2	6	5	3	0	2	2	0	7	1	1	.167
	W. Virginia	0-1	3.44	7	3	0	1	0	1	18.1	20	8	7	2	2	6	0	15	2	0	.294
	Brevard City	0-2	17.55	4	2	0	0	0	0	6.2	12	13	13	1	1	6	0	1	2	3	.414

Selected by Milwaukee Brewers in 3rd round of 2002 draft; Signed, June 23, 2002; Released, March 28, 2006.

RICH THOMPSON

RHP

AGE: 22 BORN: July 1, 1984 in Hornsby, NSW, AUS RESIDES: Sydney, NSW, AUS HT.: 6-1 WT.: 180
 BATS & THROWS: Right ACQUIRED: Signed as free agent, Feb. 13, 2002
 HIGH SCHOOL: St. Ives HS (Sydney, AUS) COLLEGE: —
 FULL NAME: Richard Graeme Thompson SIGNED BY: Grant Weir (Angels)

Year	Club	W-L	ERA	G	GS	CG	GF	SHO	SV	IP	H	R	ER	HR	HB	BB	IBB	SO	WP	BK	BA
2002	—Angels (ASL)	2-0	2.70	15	0	0	2	0	1	23.1	14	12	7	0	1	9	0	29	1	1	.167
2003	Cedar Rapids	1-2	0.24	31	0	0	23	0	9	37.2	18	5	1	1	0	13	0	54	6	0	.140
	R. Cucamonga	2-2	4.91	24	0	0	18	0	8	29.1	28	19	16	4	2	18	1	33	5	0	.246
2004	R. Cucamonga	3-2	3.94	41	5	0	14	0	4	77.2	76	36	34	9	3	33	2	71	4	1	.259
2005	R. Cucamonga	6-8	5.27	42	15	0	14	0	3	121.1	132	76	71	20	2	53	0	92	12	2	.277
2006	—Arkansas	3-4	5.13	42	0	0	30	0	10	66.2	52	39	38	13	4	27	0	60	6	1	.218
	Salt Lake	0-1	12.46	4	0	0	2	0	1	4.1	9	6	6	1	0	4	0	3	0	0	.500

ALEXANDER TORRES

LHP

AGE: 19 BORN: Dec. 8, 1987 in Valencia, Carabobo, VZ RESIDES: Valencia, Carabobo, VZ HT.: 5-10 WT.: 160
 BATS & THROWS: Left ACQUIRED: Signed as free agent, Jan. 10, 2005
 HIGH SCHOOL: U.E. Bello Monte (VZ) COLLEGE: —
 FULL NAME: Alexander Jesus Torres Matos SIGNED BY: Carlos Porte (Angels)

Year	Club	W-L	ERA	G	GS	CG	GF	SHO	SV	IP	H	R	ER	HR	HB	BB	IBB	SO	WP	BK	BA
2005	—Angels (DSL)	4-2	1.52	9	9	1	0	1	0	53.1	23	20	9	2	4	23	0	87	5	0	.122
2006	—Angels (ASL)	2-5	4.29	14	9	0	1	0	1	50.1	42	28	24	1	2	36	0	47	6	0	.235

ANDREW TOUSSAINT

INF

AGE: 24 BORN: Oct. 24, 1982 in Compton, CA RESIDES: Los Angeles, CA HT.: 6-2 WT.: 175
 BATS & THROWS: Right ACQUIRED: 13th round of 2004 free agent draft (signed, June 9, 2004)
 HIGH SCHOOL: Centennial HS (Compton, CA) COLLEGE: Southern A&M (Baton Rouge, LA)
 FULL NAME: Andrew Steven Toussaint SIGNED BY: Chad MacDonald (Angels)

Year	Club	AVG	G	AB	R	H	2B	3B	HR	RBI	SH	SF	HBP	BB	IBB	SO	SB	CS	GDP	SLG	OBP	E
2004	—Provo	.289	55	194	39	56	12	2	12	52	0	1	7	34	0	68	6	4	1	.557	.411	13
2005	—Cedar Rapids	.261	109	391	68	102	25	3	21	68	2	3	7	45	1	125	11	5	5	.501	.345	5
2006	—R. Cucamonga	.242	108	372	47	90	25	1	12	42	1	0	11	35	0	119	2	2	9	.411	.325	9

MARK TRUMBO

INF

AGE: 21 BORN: Jan. 16, 1986 in Anaheim, CA RESIDES: Orange, CA HT.: 6-4 WT.: 220
 BATS & THROWS: Right ACQUIRED: 18th round of 2004 free agent draft (signed, Aug. 14, 2004)
 HIGH SCHOOL: Villa Park HS (CA) COLLEGE: —
 FULL NAME: Mark Daniel Trumbo SIGNED BY: Tim Corcoran (Angels)

Year	Club	AVG	G	AB	R	H	2B	3B	HR	RBI	SH	SF	HBP	BB	IBB	SO	SB	CS	GDP	SLG	OBP	E
2005	—Orem	.274	71	H299	45	82	H23	1	10	45	0	2	1	21	4	67	2	2	2	.458	.322	8
2006	—Cedar Rapids	.220	118	428	43	94	19	0	13	59	0	7	3	44	1	99	5	5	8	.355	.293	18



ORGANIZATIONAL PLAYERS

VLADIMIR VERAS

RHP

AGE: 21 BORN: Jan. 10, 1986 in Santiago, DR RESIDES: Santiago, DR HT.: 6-0 WT.: 150
 BATS & THROWS: Right ACQUIRED: Signed as free agent, Nov. 13, 2003
 HIGH SCHOOL: Escuela El Ufre (DR) COLLEGE: —
 FULL NAME: Nicolas Vladimir Veras SIGNED BY: Leo Perez (Angels)

Year	Club	W-L	ERA	G	GS	CG	GF	SHO	SV	IP	H	R	ER	HR	HB	BB	IBB	SO	WP	BK	BA
2004	—Angels (DSL)	1-0	3.08	15	3	0	5	0	0	38	27	16	13	5	5	13	0	40	9	1	.197
2005	—Angels (DSL)	6-3	2.50	11	10	0	0	0	0	57.2	43	24	16	2	14	15	0	55	10	5	.194
2006	—Angels (ASL)	H8-2	H1.35	12	12	0	0	0	0	60	46	15	9	0	10	13	0	58	7	3	.210

IVAN VILLAESCUSA

C

AGE: 20 BORN: Oct. 13, 1986 in San Luis Rio Colo., MEX RESIDES: Yuma, AZ HT.: 6-0 WT.: 187
 BATS: Switch THROWS: Right ACQUIRED: Signed as free agent, April 12, 2005
 HIGH SCHOOL: Cibola HS (Yuma, AZ) COLLEGE: —
 FULL NAME: Ivan Antonio Villaescusa Reyes SIGNED BY: Clay Daniel (Angels)

Year	Club	AVG	G	AB	R	H	2B	3B	HR	RBI	SH	SF	HBP	BB	IBB	SO	SB	CS	GDP	SLG	OBP	E
2006	—Orem	.077	8	13	0	1	1	0	0	0	0	0	0	0	0	6	0	0	0	.154	.077	0
	Angels (ASL)	.250	4	12	1	3	1	0	0	3	0	0	0	0	0	4	1	0	0	.333	.250	0

JAMES WEST

RHP

AGE: 22 BORN: Dec. 21, 1984 in Greeley, CO RESIDES: Maricopa, AZ HT.: 6-2 WT.: 175
 BATS & THROWS: Right ACQUIRED: 18th round of 2005 free agent draft (signed, July 10, 2005)
 HIGH SCHOOL: River Valley HS (Ft. Mohave, AZ) COLLEGE: Chandler-Gilbert (AZ) Comm. College
 FULL NAME: James Duwane West SIGNED BY: John Gracio (Angels)

Year	Club	W-L	ERA	G	GS	CG	GF	SHO	SV	IP	H	R	ER	HR	HB	BB	IBB	SO	WP	BK	BA
2005	—Angels (ASL)	0-2	3.71	14	0	0	5	0	0	26.2	25	15	11	1	1	12	0	30	4	0	.248
	R. Cucamonga	0-0	5.40	2	0	0	0	0	0	1.2	2	1	1	0	0	3	0	2	0	0	.333
2006	—Cedar Rapids	0-2	9.00	4	0	0	3	0	0	4	4	4	4	1	0	3	0	4	0	0	.267

MATT WILHITE

RHP

For information, see 2007 Non-Roster Players Section.

BOBBY WILSON

C

For information, see 2007 40-Man Roster Biographies.

FLINT WIPKE

C

For information, see 2007 Non-Roster Players Section.

BRANDON WOOD

INF

For information, see 2007 Non-Roster Players Section.

BOB ZIMMERMANN

RHP

AGE: 25 BORN: Nov. 17, 1981 in St. Louis, MO RESIDES: St. Louis, MO HT.: 6-5 WT.: 245
 BATS & THROWS: Right ACQUIRED: 4th round of 2003 free agent draft (signed, June 26, 2003)
 HIGH SCHOOL: DeSmet Jesuit High (St. Louis, MO) COLLEGE: Southwest Missouri State (Springfield, MO)
 FULL NAME: Robert Joseph Zimmermann SIGNED BY: Brian Bridges (Angels)

Year	Club	W-L	ERA	G	GS	CG	GF	SHO	SV	IP	H	R	ER	HR	HB	BB	IBB	SO	WP	BK	BA
2003	—Provo	4-2	4.50	11	10	0	0	0	0	48	57	29	24	4	2	8	1	37	1	0	.285
2004	—Cedar Rapids	4-6	2.26	53	0	0	H50	0	24	67.2	48	21	17	3	5	21	0	82	4	0	.192
2005	—R. Cucamonga	6-8	3.32	52	0	0	48	0	17	59.2	50	25	22	3	2	27	0	62	3	0	.229
2006	—Arkansas	2-3	6.11	34	0	0	11	0	5	45.2	44	32	31	5	3	35	0	26	2	0	.260



MINOR LEAGUE AWARDS

The Dick Wantz Memorial Trophy is given annually to the player who shows the most dedication and improvement during the Angels' Arizona Instructional League. Wantz, a right-handed pitcher for the Angels in 1965, died suddenly of a brain tumor. He pitched only one inning in a major league game. Past winners:

1966 — Jim Spencer (1b)	1986 — Ray Chadwick (rhp)
1967 — Tom Burgmeier (lhp)	1987 — Mike Knapp (c)
1968 — Gordon Avery (2b)	1988 — Bobby Bell (c)
1969 — Steve Schneider (2b)	1989 — Jim Edmonds (of)
1970 — Joe Henderson (rhp)	1990 — Chad Curtis (inf)
1971 — Junior Riggins (of)	1991 — Tyrone Boykin (of)
1972 — Billy Smith (ss)	1992 — Mark Simmons (inf)
1973 — Frank Tanana (lhp)	1993 — Deshawn Warren (lhp)
1974 — Marty Friedman (of)	1994 — Did Not Participate (Strike)
1975 — Dave Machemer (inf)	1995 — Tommy Darrell (rhp)
1976 — Rance Mulliniks (inf)	1996 — Ramon Ortiz (rhp)
1977 — Pat Kelly (c)	1997 — Matt Wise (rhp)
1978 — Brian Harper (c)	1998 — Jay Hood (inf)
1979 — Jeff Bertoni (ss)	1999 — Chris Hills (of)
1980 — Tom Brunansky (of)	2000 — J.R. Mounts (of)/Jared Abruzzo (c)
1981 — Steve Lubratich (inf)	2001 — Matt Brown (inf)/Francisco Rodriguez (rhp)
1982 — Mike Brown (of)	2002 — Did Not Participate
1983 — Jose Moreno (of)	2003 — Jordan Renz (of)
1984 — Tony Mack (rhp)	2004 — Stantrel Smith (of)/Nick Greene (rhp)
1985 — Kevin Davis (inf)	2005 — Jerome Moore (of)/Tommy Mendoza (rhp)
	2006 — Anthony Ortega (rhp)/Brad Coon (of)/Seth Loman (inf)

The Kenny Myers Memorial Award is given each year to the minor league player judged best in the Angels organization. Myers, who joined the Angels in 1969 as a scout and minor league hitting instructor, died in July, 1972. Past winners:

1972 — Doug Howard (inf)	1992 — John Fritz (rhp)/Tim Salmon (of)
1973 — Frank Tanana (lhp)	1993 — Mark Sweeney (of)/Bryan Harris (lhp)
1974 — Bruce Bochte (of-1b)	1994 — Todd Greene (c)/Andrew Lorraine (lhp)
1975 — Dave Collins (of)	1995 — Todd Greene (c)/Jason Dickson (rhp)
1976 — Willie Aikens (1b)	1996 — Larry Barnes (inf)/Dennis Springer (rhp)
1977 — Rance Mulliniks (inf)	1997 — Norm Hutchins (of)/Ramon Ortiz (rhp)
1978 — Bob Clark (of)	1998 — Troy Glaus (inf)/Steve Fish (rhp)
1979 — Mike Bishop (1b)	1999 — Larry Barnes (inf)/Scot Shields (rhp)
1980 — Daryl Sconiers (1b)	2000 — Gary Johnson (of)/John Lackey (rhp)
1981 — Tom Brunansky (of)	2001 — Jose Fernandez (inf)
1982 — Steve Lubratich (inf)	Brendan Donnelly (rhp)
Dick Schofield (inf)	Alfredo Amezaga (def)
1983 — Mike Brown (of)	2002 — Robb Quinlan (of)/Mickey Callaway (rhp)/ Jose Molina (c; def.)
1984 — Wally Joyner (inf)	2003 — Alberto Callaspo (inf)/Dallas McPherson (inf)/Ervin Santana (rhp)/Jeff Mathis (c; def.)
1985 — Reggie Montgomery (of)	2004 — Dallas McPherson (inf)/Steven Shell (rhp)/ Casey Kotchman (inf; def.)
1986 — Dante Bichette (of)	2005 — Brandon Wood (inf.) & Howard Kendrick (inf.)/ Joe Saunders (lhp)/Jeff Mathis (c, def.)
Willie Fraser (rhp)	2006 — Sean Rodriguez (inf)/Joe Saunders (lhp)/ Jeff Mathis (c, def.)
1987 — Bryan Harvey (rhp)	
1988 — Colin Charland (lhp)/Jeff Manto (inf)	
1989 — Glenn Carter (rhp)/Bobby Rose (inf)	
1990 — Marcus Moore (rhp)	
1991 — Don Vidmar (rhp)/Mark Howie (inf)	



2007 DRAFT SELECTIONS

(Signed Players Boldfaced)★

RD	PLAYER	POS.	B/T	HT.	WT.	BORN	SCHOOL (HOMETOWN)
1	Hank Conger	C	S/R	6-0	210	1/29/88	Huntington Beach HS (Hunt. Beach, CA)
2	No Selection						
3	Russell Moldenhauer	C	L/R	6-0	200	9/24/87	Boerne HS (Boerne, TX)
4	Clay Fuller	OF	S/R	6-2	180	6/17/87	Smithson Valley HS (Bulverde, TX)
5	Kenneth (David) Herndon	RHP	R/R	6-5	205	9/4/85	Gulf Coast CC (Southport, FL)
6	Robert Fish	LHP	L/L	6-2	210	1/19/88	A.B. Miller HS (San Bernardino, CA)
7	Jarrad Page	OF	S/R	6-1	228	10/19/84	UCLA (San Leandro, CA)
8	Matthew Sweeney	INF	L/R	6-3	210	4/4/88	Magruder HS (Rockville, MD)
9	Nate Boman	LHP	L/L	6-0	190	2/4/85	Univ. San Diego (San Diego, CA)
10	Leonardo Calderon	LHP	L/L	6-0	165	7/31/86	Lake City CC (Loiza, Puerto Rico)
11	David Pellegrine	RHP	R/R	6-4	195	11/4/85	Northeastern Univ. (Norwood, MA)
12	Jordan Walden	RHP	R/R	6-4	215	11/16/87	Mansfield HS (Mansfield, TX)
13	Blake Holler	LHP	L/L	6-4	180	1/22/85	Stanford Univ. (Terre Haute, IN)
14	Chris Armstrong	LHP	L/L	5-9	170	2/10/88	Owasso HS (Owasso, OK)
15	Scott Knazek	C	R/R	6-1	215	11/4/84	Rider Univ. (Brown Mills, NJ)
16	Scott Carroll	RHP	R/R	6-5	200	9/24/84	SW Missouri State (Liberty, MO)
17	Tadd Brewer	INF	R/R	6-2	190	5/4/84	Lipscomb Univ. (Sturgis, KY)
18	Charles Brewer	RHP	R/R	6-2	180	4/7/88	Chaparral HS (Paradise Valley, CA)
19	Chris Pettit	OF	R/R	6-0	193	8/15/84	Loyola Marymount Univ. (San Dimas, CA)
20	James (JD) Reichenbach	LHP	L/L	6-3	180	8/29/87	Central Bucks East HS (Doylestown, PA)
21	John (Joey) Vincent	OF	R/R	6-1	220	1/26/84	New Mexico State (Las Cruces, NM)
22	Michael Thomas	C	R/R	6-2	210	12/5/88	Thurgood Marshall HS (Missouri City, TX)
23	Timothy Schoeninger	RHP	R/R	6-2	220	9/7/84	Univ. Nevada Reno (Denver, CO)
24	John Curtis	C	L/R	6-2	210	11/22/84	Cal State Fullerton (Newhall, CA)
25	Jason Jarvis	RHP	R/R	6-2	195	10/1/87	Chaparral HS (Scottsdale, AZ)
26	Ryan Kelley	LHP	L/L	6-2	175	7/27/87	Indian River CC (Longwood, FL)
27	Matthew Reilly	RHP	R/R	6-0	194	1/24/84	Pace University (Danville, NJ)
28	Gary (Barret) Browning	LHP	L/L	6-1	175	12/28/84	Florida State Univ. (Jesup, GA)
29	Michael Davitt	RHP	R/R	6-6	205	9/8/86	Okaloosa Walton CC (Mobile, AL)
30	Kevin Skogley	LHP	L/L	6-6	220	9/24/84	UNLV (Hermiston, OR)
31	Dylan Lindsey	RHP	R/R	6-3	205	7/13/85	Broward CC (Deerfield Beach, FL)
32	Christopher Lewis	INF	R/R	6-0	200	1/25/84	Stanford Univ. (Rancho Sta. Margarita, CA)
33	Wilberto Ortiz	INF	R/R	5-10	180	11/30/85	Dowling College (Brooklyn, NY)
34	Bobby Wagner	OF	L/R	6-3	205	7/9/86	Douglas CC (Port Coquitlam, CAN)
35	Aaron Cook	RHP	R/R	6-5	175	10/20/83	Univ. Tampa (Rockledge, FL)
36	Alex Fonseca	INF	R/R	5-10	170	9/13/83	Florida Atlantic Univ. (Tallahassee, FL)
37	Ronnie Welty Jr.	OF	R/R	6-2	180	1/19/88	Mesquite HS (Gilbert, AZ)
38	Eduardo Chile	RHP	R/R	6-0	195	2/6/84	Rollins College (Hiawah, FL)
39	Rian Kiniry	OF	L/R	5-10	175	12/12/86	Broward CC (Davie, FL)
40	Jake Locker	RHP	R/R	6-4	210	6/15/88	Ferndale HS (Ferndale, WA)
41	Brian Hobbs	OF	R/R	6-2	225	5/26/87	Chipola CC (Preston, MD)
42	Derrick Conaster	RHP	R/R	6-0	180	12/4/85	Tallahassee CC (Shreveport, LA)
43	Doug Brandt	LHP	L/L	6-0	205	10/23/84	Cal St. San Bernardino (Hemet, CA)
44	Dwaine Green	RHP	R/R	6-6	235	7/17/87	Chipola CC (Madison, WV)
45	Matthew McCracken	LHP	L/L	6-3	185	3/7/87	Florida CC-Jacksonville (Alachua, FL)
46	Ryan Lipkin	C	R/R	6-1	210	10/8/87	Solano CC (Vacaville, CA)
47	Jon Ptefka	RHP	R/R	6-8	230	5/30/84	Texas Tech Univ. (New Britain, CT)
48	Abe Gonzalez	RHP	R/R	5-11	185	12/13/86	Coachella Valley HS (Thermal, CA)
49	Gordon Gronkowski	INF	R/R	6-6	250	6/26/83	Jacksonville Univ. (Amherst, NY)
50	Timothy Brewer	LHP	L/L	6-3	185	7/29/87	Ivanna Eudora Kean HS (St. Thomas, VI)

★ See Organizational Players for 2006 statistics.

VLADIMIR GUERRERO CONNECTS FOR A SOLO
HOME RUN OFF THE DODGERS' BRAD PENNY IN
THE 2006 ALL-STAR GAME IN PITTSBURGH



Photo credit: Kenji Takabayashi - MLB.com



2006 IN REVIEW

2006 IN REVIEW



Back Row (left to right): Robb Quinlan, Kelvim Escobar, Ervin Santana, Brendan Donnelly, John Lackey, Jered Weaver, Kevin Gregg, Joe Saunders, Greg Jones, Hector Carrasco

Fourth Row (left to right): Maicer Izturis, Mike Napoli, Howie Kendrick, Garret Anderson, Scot Shields, Vladimir Guerrero, Darin Erstad, Tim Salmon, Curtis Pride, J.C. Romero, Reggie Willits

Third Row (left to right): Tom Taylor – Traveling Secretary, Dr. Craig Milhouse – Team Physician, Diego Lopez – Senior Video Coordinator, Adam Nevala – Assistant Athletic Trainer, Chone Figgins, Adam Kennedy, Jose Molina, Juan Rivera, Francisco Rodriguez, Brian Grapes – Strength and Conditioning Specialist, Ken Higdon – Equipment Manager, Dr. Lewis Yocum – Team Orthopedist, Dr. Orr Limpisvasti – Othropic Consultant

Second Row (left to right): Ned Bergert – Head Athletic Trainer, Mike Ashman – B.P. Consultant, Orlando Mercado – Bullpen Coach, Bud Black – Pitching Coach, Ron Roenicke – Bench Coach, Mike Scioscia – Manager, Mickey Hatcher – Hitting Coach, Alfredo Griffin – First Base Coach, Dino Ebel – Third Base Coach, Steve Soliz – Bullpen Catcher, Rick Smith – Athletic Trainer

First Row (left to right): Aaron Castaneda, Geoff Bennett, Hector Vasquez, Scott Smith – Umpires' Room Attendant, Brian Harkins – Visiting Clubhouse Manager, Keith Tarter – Assistant Clubhouse Manager, Corey Morbeck, Michael Martinez, Shane Demmitt, Kris Constanti

Not Pictured: Orlando Cabrera, Bartolo Colon, Casey Kotchman

WINS & LOSSES: Angels completed 2006 season with an 89-73 record and second place finish in AL West, four games behind division champion Oakland... Angels registered winning record for the third straight season (95-67 in '05 & 92-70 in '04)...Marks first time Angels have ever had three consecutive winning seasons. Marked first time club posted 89 wins in a season (seventh most in franchise annals) and third most wins in a non-playoff year (91-71 in 1989 & 90-72 in 1985)...89 wins were sixth most in AL and eighth most in major leagues...Angels won 19 of final 27 games of season and set mark for best Sept. (19-8) in club history...Angels 19-7 record in July led majors...Angels were 54-29 after July 1 – best record in the Majors in that span...2006 Angels are first team in club history to finish more than 10 games over .500 after being more than 10 games under .500...Angels were 45-36 at home and 44-27 on road, marking eighth time with winning records both at Angel Stadium and on road, including last three seasons...Club registered winning records vs. Arizona (2-1), Baltimore (6-4), Cleveland (5-4), Detroit (5-3), Kansas City (7-0), Minnesota (4-2), New York (6-4), Oakland (11-8), Seattle (10-9), Tampa Bay (7-2), Texas (11-8)...The Angels finished with losing records against Chicago (3-6), Colorado (1-2), Los Angeles (2-4), San Diego (1-2), San Francisco (1-2) and Toronto (4-6)...The club finished at .500 against Boston (3-3)...Angels posted season-best eight-game win streak, July 7-18, while longest losing skid was six contests (May 17-22)...Angels swept four series (one 4-game) and were swept just three times...38 of 89 wins were in comeback fashion...Angels were season-best 17 games over .500, Sept. 30 (89-72)...Among AL foes, Angels finished 26-19 against East, 24-18 vs. Central and 32-25 against West opponents, for final 82-62 (.569) record against circuit...Club finished 7-11 in Interleague play vs. NL West...Angels finished 25-22 in one-run games (16-14 at home) and 12-12 in two-run contests (4-2 at home)...The club was 30-21 vs. left-handed starters and 59-52 vs. right-handed starters...Club spent 40 days in 4th place (0 days in each of previous two seasons)...Angels largest lead was 1.0 (six times, last coming April 28, 12-11) and only lead over final 137 games came July 28 (+0.5, 53-49)...The club was in first place 23 days overall...Angels largest deficit overcome came Sept. 30 vs. Oakland, a 7-6 win after trailing, 5-0 in first inning...Eight rookies made their Major League debuts with the Angels in 2006: Dustin Moseley, Jered Weaver, Kendry Morales, Reggie Willits, Howie Kendrick, Mike Napoli, Tommy Murphy and Erick Aybar.

NOTE: All information is exclusive of strike-shortened seasons.

2006 IN REVIEW

FOLLOWING IS A LOOK AT THE 2006 ANGELS AT A GLANCE:

Final streak	Lost 1
Pre-ASB record	43-45
Post-ASB record	46-28
Last homestand	5-2
Last road trip	6-3
Last 5 games	4-1
Last 10 games	7-3

NO. OF DAYS...

In first place	23
In second place	72
In third place	44
In fourth place	40

WHEN ANGELS...

Scored first	66-25
Scored second or shutout	23-48
Scored 4-or-more runs	73-26
Scored 3 runs-or-fewer	16-47
Led after 7 innings	70-2
Trailed after 7 innings	7-61
Tied after 7 innings	12-10
Led after 8 innings	77-1
Trailed after 8 innings	2-64
Tied after 8 innings	10-8
Extra Innings	8-7
Come-from-behind wins	38
Win/lose in final at-bat	16-13
Vs. LHS	30-21
Vs. RHS	59-52
Out-hit opponent	73-16
Out-hit by opponent	10-50
Opponent has equal hits	6-7
Collected 10-or-more hits	56-23
Allowed 10-or-more hits	18-44
Collected a home run	70-34
Allowed a home run	36-53
Committed an error	40-41

MONTHLY RECORD...

April	12-13 (13-11 in '05)
May	11-17 (17-11 in '05)
June	12-14 (17-9 in '05)
July	19-7 (13-14 in '05)
August	16-13 (14-13 in '05)
September	19-8 (19-9 in '05)
October	0-1 (2-0 in '05)

2006 IN REVIEW



2006 IN REVIEW

BATTING: Angels finished eighth in American League in batting (.274), after posting .270 mark in 2005 (6th)... Club ranked 11th in runs scored (766), 10th in hits (1,539), 12th in home runs (159) and 9th in RBI (737)...The club led the Majors with 148 stolen bases, marking fourth time in club history (161 in 2005, 143 in 2004 & 220 in 1975)...Only five times in AL history has a team led the league in stolen bases three straight seasons - White Sox; 1901-04 (4), Royals; 1978-80 (3), White Sox; 1941-43 (3), Brewers; 1987-90 (4) and White Sox; 1951-61 (11)...The Angels were shutout eight times (six in 2005)...The club hit two grand slams...The Angels hit .279 at home, .270 on road, .266 vs. LHP and .278 vs. RHP...Club posted a .274 average with runners in scoring position and .313 mark with bases loaded...Angels designated hitters batted .294 with 29 home runs and 97 RBI...Pinch-hitters registered a .171 average with four home runs and eight RBI...Garret Anderson set or extended the Angels' all-time records in games (1,760), at-bats (7,015), hits (2,081), total bases (3,297), extra-base hits (703), doubles (431) and RBI (1,128)...Tim Salmon extended his club records in runs scored (986), home runs (299) and walks (970)...The Angels collected a club record three inside the park home runs (Dallas McPherson, Vladimir Guerrero and Chone Figgins), two grand slams (Guerrero & Juan Rivera), one walkoff home run (Adam Kennedy), four pinch-hit home runs and one cycle (Figgins)...Mike Napoli collected a home run in his first career at-bat, May 4 at Detroit...Among AL leaders, Guerrero ranked fifth in batting (.329), seventh in RBI (116), fifth in hits (200), fourth in total bases (335), eighth in slugging percentage (.552), first in intentional walks (25) and led the league with a .401 average vs. LHP...Orlando Cabrera reached base safely in a club-record 63 straight games and ranked tied for fifth in doubles (45) and tied for first in sacrifice flies (11)...Figgins ranked second in stolen bases (52) and tied for fifth in triples (8)...Guerrero's 20-game hit streak (Aug. 13-Sept. 3) tied for third longest in AL.

PITCHING: The Angels finished with a 4.04 ERA, ranking third in AL (3.68 in 2005, 3rd)...Club ranked third in shutouts (12), second in saves (50) and first in innings pitched (1,452.2), fewest hits (1,410), fewest home runs (158) and most strikeouts (1,164 - tied w/Min)...Marks third straight season leading circuit in strikeouts and sixth time in club history with 50-or-more saves...The bullpen finished 25-17 and ranked fifth in AL with a 3.78 ERA...The pen walked 175 and struck out 414...Francisco Rodriguez led the way with a club record and league leading 47 saves in 51 opportunities...He tied the club record for saves in a month with 12 in August and, dating back to 2005, set the club record for consecutive saves with 22...Starters compiled a 64-56 record with five complete games, three shutouts and a 4.16 ERA (2nd in AL)...Seven Angels pitchers finished with a record above .500, led by Ervin Santana's 16-8 mark, tying for eighth most wins in AL...Among AL leaders, John Lackey ranked fifth in ERA (3.56), tied for third in complete games (3), sixth in innings pitched (217.2), tied for first in shutouts (2), third in strikeouts (190) and fifth in average against (.246)...Santana also ranked second in average against (.241) and ninth in winning percentage (.667)...Kelvim Escobar ranked sixth in ERA (3.61) and Rodriguez tied for third in games finished (58)...Rookie Jered Weaver finished 11-2, after opening his career with a club-record 9-0 mark...The start tied the AL rookie record by a starter to open a career (Whitey Ford, NYY in 1950)...Overall, Angels' rookie starters were 19-5 in 2006 (Weaver, 11-2; Joe Saunders, 7-3 & Dustin Moseley, 1-0).

WALK THIS WAY

Angels Walk-off HRs since 2000

Date	Opponent	Inning	Player
04/29/2000	TB	13	Salmon, Tim
05/14/2000	TEX	9	Spiezio, Scott
06/25/2000	MIN	11	Erstad, Darin
07/31/2000	DET	9	Spiezio, Scott
04/13/2001	SEA	9	Anderson, Garret
06/17/2001	LAD	9	Glaus, Troy
04/28/2002	TOR	14	Eckstein, David (slam)
05/08/2002	DET	9	Glaus, Troy
05/25/2002	MIN	13	Salmon, Tim
06/05/2002	TEX	10	Glaus, Troy
09/16/2003	OAK	9	Spiezio, Scott
09/23/2003	SEA	11	Salmon, Tim
07/31/2004	SEA	11	Guillen, Jose
08/29/2004	MIN	9	Kennedy, Adam
04/21/2005	CLE	10	Cabrera, Orlando
05/27/2005	KC	10	McPherson, Dallas
06/18/2005	FLA	10	Guerrero, Vladimir
09/05/2006	BAL	10	Kennedy, Adam

*courtesy of Elias Sports Bureau



2006 IN REVIEW

FIELDING: Angels ranked last in AL with .979 fielding percentage after tying club record and finishing tied for first in league with .986 mark in 2005...The Angels committed a league-high 122 errors in 162 games...The Angels equaled the franchise mark with 14 straight errorless games, April 22-May 6...Of the 122 miscues, 14 were committed by pitchers, 19 by catchers, 10 by first basemen, 10 by second basemen, 27 by third baseman, 21 by shortstops and 23 by outfielders...Angels outfielders combined for 33 assists, including an AL best 13 by Juan Rivera...The errors and eight passed balls accounted for 80 unearned runs (45 in 2005 – fewest in AL)...The Angels utilized 18 pitchers, three catchers, eight first basemen, five second basemen, six third basemen, four shortstops and 10 outfielders...Garret Anderson extended club career record for games played in the outfield (1,588).

DISABLING INJURIES: Angels used the disabled list 11 times (nine players) in 2006...Angels players together missed a total of 509 games when on the disabled list, equivalent to 3.14 seasons on the DL...Two Angels finished the season on the disabled list (Casey Kotchman and Bartolo Colon).

Chris Bootcheck	Strained Left Hamstring	May 3-22
Juan Rivera	Tightness Left Rib Cage	April 17-May 7
Maicer Izturis	Strained Left Hamstring	April 24-June 8
Kelvim Escobar	Right Elbow Irritation	July 7 - 22
Darin Erstad	Right Ankle Irritation	May 1-June 11
	Right Ankle Irritation	June 18- Aug. 31
Dallas McPherson	Lower Back Spasms	June 22-Sept. 1
Curtis Pride	Lower back tightness	Aug. 19-Aug. 31
Casey Kotchman	Recovery from Viral Syndrome	May 9- end of season
Bartolo Colon	Inflammation Right Shoulder	April 16-June 16
	Right Triceps Tendinitis	July 27-end of season

ATTENDANCE: Angels finished with a home attendance club record of 3,406,790, the second highest mark in the AL and third highest in the major leagues...The record surpasses the 2005 mark of 3,404,686...The Angels road attendance was 2,242,532, lowest in the circuit...Home attendance marked the fourth consecutive season over three million fans, ninth straight season above the two million mark, 23rd time in club history, while road attendance figures marked the 14th time over two million fans...The club set home attendance game

highs against 12 opponents, and records for season opener, single game, night game, day game, three-game series at home and three and four-game series on road...Angels season-high attendance at home was 44,253, Aug. 25 vs. New York (AL), a club record...The club enjoyed 44 sellouts at Angel Stadium of Anaheim in 2006 (one shy of club mark 45 in 2004) and own 187 in the history of the renovated ballpark...Angels reached 3 million fans in 71 home games, fastest to mark in club history (previously 72 games in 2005).

ANGELS HOME ATTENDANCE GROWTH

Year	Avg.	Total
2001	24,703	2,000,917
2002	28,464	2,305,557
2003	37,791	3,061,094
2004	41,675	3,375,677
2005	42,033	3,404,606
2006	42,059	3,406,790*

* club record

ANGEL STADIUM RANKS NO. 1

Angel Stadium provides the best fan value and experience in the Major Leagues, according to an SI.com survey of fans conducted in 2006...The ballparks are graded on a variety of criteria, from average ticket price to the availability of restrooms to the quality of concessions.



2006 IN REVIEW



VLADIMIR GUERRERO

HALO PITTSBURGH!: Angel outfielder Vladimir Guerrero was selected to the 2006 All-Star Game at PNC Park...Was selected by fans to start for AL All-Star team, finishing as third highest vote-getter in league with 2,833,601 votes...Marked first Halo elected by fans in three straight years since Reggie Jackson (1982-84) and Rod Carew (1979-84)...Was 1-for-2 with a solo home run in 2nd inn. off Dodgers' Brad Penny - 4th Angel to hit a HR in the Mid-Summer Classic...Has been selected to All-Star team seven times in career (three with Angels, four with Montreal).

SCIOSCIA STABILITY: Mike Scioscia completed his seventh season as Angels' manager...Owns 609-525 (.537) career mark as 16th field manager in club history...Has guided Angels to Post-Season three of last five seasons and is only Angels manager to record three playoff appearances...Is second skipper to win two division titles (Gene Mauch, 1982 & 1986)...His 609 career wins rank second-most in club history behind Bill Rigney (625 in 9 seasons)...He is 17th individual to win a World Series title as a player and a manager...Scioscia is one of five current managers with at least 600 victories with their current club...He joins Joe Torre, Bruce Bochy, Tony LaRussa and Bobby Cox.

ANGELS WIN/LOSS RECORD BY DAY OF WEEK

Day	Team Record
Monday	12-10
Tuesday	16-9
Wednesday	11-14
Thursday	6-6
Friday	14-12
Saturday	16-10
Sunday	14-12
Total	89-73

TOP RECORDS IN MLB FROM JULY 1-OCT. 1

Angels	54-29 (.651)
Twins	53-31 (.631)
A's	51-32 (.614)
Yankees	52-33 (.612)

2006 TRANSACTIONS

JANUARY

- 14: Agreed to terms on three-year contract with **Chone Figgins (OF)** and two-year contract with **Juan Rivera (OF)**.
- 16: Agreed to terms on two-year contract with **John Lackey (RHP)**.
- 17: Agreed to terms on two-year contract with **Jose Molina (C)**.
- 17: Agreed to terms on one-year contracts with **Francisco Rodriguez (RHP)** and **Scot Shields (RHP)**.
- 18: Agreed to terms on one-year contract with **Brendan Donnelly (RHP)**.

FEBRUARY

- 3: Agreed to terms on 2006 contracts with **Jeff Mathis (C)**, **Mike Napoli (C)**, **Howie Kendrick (INF)**, **Tommy Murphy (OF)** and **Reggie Willits (OF)**.
- 10: Agreed to terms on 2006 contracts with **Joe Saunders (LHP)**, **Jose Arredondo (RHP)**, **Scott Dunn (RHP)**, **Steven Shell (RHP)** and **Nick Gorneault (OF)**.
- 15: Agreed to terms on 2006 contract with **Jeff Weaver (RHP)**.
- 24: Agreed to terms on 2006 contracts with **Chris Bootcheck (RHP)**, **Greg Jones (RHP)**, **Dallas McPherson (INF)**, **Erick Aybar (INF)** and **Alberto Callaspo (INF)**.
- 28: Acquired **Jason Bulger (RHP)** from Arizona in exchange for **Alberto Callaspo (INF)**.

MARCH

- 2: Agreed to terms on 2006 contracts with **Ervin Santana (RHP)**, **Kevin Gregg (RHP)**, **Casey Kotchman (INF)**, **Maicer Izturis (INF)** and **Robb Quinlan (INF)**.
- 12: Reassigned to minor league camp **Tim Bittner (LHP)**, **Dan Davidson (LHP)**, **Matt Hensley (RHP)**, **Tommy Mendoza (RHP)**, **Alex Serrano (LHP)** and **Steven Shell (RHP)**.
- 13: Reassigned to minor league camp **Nick Adenhart (RHP)**, **Jose Arredondo (RHP)**, **Bob Zimmermann (RHP)**, **Brenton Del Chiaro (C)** and **Brett Martinez (C)**.
- 15: Reassigned to minor league camp **David Austen (RHP)**, **Brandon Wood (INF)**, **Bobby Wilson (C)** and **Michael Collins (C)**.
- 17: Reassigned to minor league camp **Nick Gorneault (OF)**.
- 19: Reassigned to minor league camp **Nathan Bland (LHP)**, **Jonathon Rouwenhorst (LHP)**, **Dustin Moseley (RHP)**, **Erick Aybar (INF)**, **Tommy Murphy (OF)**, **Howie Kendrick (INF)** and **Ryan Budde (C)**.
- 28: Reassigned to minor league camp **Jason Bulger (RHP)** and **Scott Dunn (RHP)**.
- 29: Reassigned to minor league camp **Chris Bootcheck (RHP)** and **Reggie Willits (OF)**.
- 30: Reassigned to minor league camp **Joe Saunders (LHP)** and **Greg Jones (RHP)**.

APRIL

- 1: Reassigned to minor league camp **Kevin Gregg (RHP)**, **Dallas McPherson (INF)**, **Kendry Morales (INF)**, **Mike Napoli (C)**, **Curtis Pride (OF)**, **Brian Specht (INF)** and **Jered Weaver (RHP)**; Selected contract of **Tim Salmon (OF)**; Designated for assignment **Scott Dunn (RHP)**.
- 3: Agreed to terms on three-year contract with club option for 2009 with **John Lackey (RHP)**.
- 19: Placed **Bartolo Colon (RHP)** on 15-day disabled list (retroactive to 4/15) due to right shoulder inflammation; Recalled **Kevin Gregg (RHP)** from Salt Lake.
- 22: Placed **Juan Rivera (OF)** on 15-day disabled list (retroactive to 4/17) due to strained left rib cage; Recalled **Reggie Willits (OF)** from Salt Lake.
- 24: Placed **Maicer Izturis (INF)** on 15-day disabled list due to strained left hamstring; Recalled **Howie Kendrick (INF)** from Salt Lake.
- 30: Optioned **Reggie Willits (OF)** to Salt Lake.

MAY

- 1: Recalled **Chris Bootcheck (RHP)** from Salt Lake.
- 3: Optioned **Jeff Mathis (C)** to Salt Lake.
- 4: Recalled **Mike Napoli (C)** from Salt Lake; Placed **Chris Bootcheck (RHP)** on 15-day DL (retroactive to May 3) due to strained left hamstring; Recalled **Tommy Murphy (OF)** from Salt Lake.
- 8: Placed **Darin Erstad (OF)** on 15-day disabled list (retroactive to 5/1) due to irritated right ankle; Activated **Juan Rivera (OF)** from 15-day DL.
- 9: Placed **Casey Kotchman (INF)** on 15-day disabled list due to recovery from viral syndrome; Recalled **Dallas McPherson (INF)** from Salt Lake.
- 14: Optioned **Howie Kendrick (INF)** to Salt Lake.
- 16: Recalled **Erick Aybar (INF)** from Salt Lake.
- 20: Released **Edgardo Alfonzo (INF)**; Recalled **Jason Bulger (RHP)** from Salt Lake.
- 22: Activated **Chris Bootcheck (RHP)** from 15-day disabled list and optioned him to Salt Lake.
- 23: Optioned **Jason Bulger (RHP)** to Salt Lake; Recalled **Kendry Morales (INF)** from Salt Lake.
- 26: Designated **Esteban Yan (RHP)** for assignment; Selected contract of **Jered Weaver (RHP)** from Salt Lake.
- 30: Acquired minor leaguer **Kyle Edens (RHP)** from Cincinnati in exchange for **Esteban Yan (RHP)**.
- 31: Agreed to three-year contract extension through 2009 season with **Kelvin Escobar (RHP)**.




2006 TRANSACTIONS

JUNE

- 9: Optioned **Erick Aybar (INF)** to Salt Lake; Recalled from rehab and activated **Maicer Izturis (INF)** from 15-day disabled list.
- 12: Optioned **Tommy Murphy (OF)** to Salt Lake; Recalled from rehab and activated **Darin Erstad (OF)** from 15-day disabled list.
- 17: Optioned **Jered Weaver (RHP)** to Salt Lake; Recalled from rehab and activated **Bartolo Colon (RHP)** from 15-day disabled list.
- 23: Placed **Darin Erstad (OF)** on 15-day disabled list (retroactive to June 18) due to irritated right ankle; Recalled **Tommy Murphy (OF)** from Salt Lake.
- 24: Placed **Dallas McPherson (INF)** on 15-day disabled list (retroactive to June 22) due to lower back spasms; Recalled **Erick Aybar (INF)** from triple-A Salt Lake.
- 30: Designated **Jeff Weaver (RHP)** for assignment; Recalled **Jered Weaver (RHP)** from triple-A Salt Lake.

JULY

- 5: Acquired minor leaguer **Terry Evans (OF)** from St. Louis in exchange for **Jeff Weaver (RHP)**.
- 14: Placed **Kelvim Escobar (RHP)** on 15-day disabled list (retroactive to July 7) due to right elbow inflammation; Recalled **Howie Kendrick (INF)** from Salt Lake.
- 17: Optioned **Erick Aybar (INF)** to Salt Lake; Selected contract of **Dustin Moseley (RHP)** from Salt Lake; Recalled **Casey Kotchman (INF)** from rehabilitation assignment.
- 18: Optioned **Dustin Moseley (RHP)** to Salt Lake; Recalled **Joe Saunders (LHP)** from Salt Lake.
- 19: Optioned **Joe Saunders (LHP)** to Salt Lake; Recalled **Reggie Willits (OF)** from Salt Lake.
- 21: Optioned **Tommy Murphy (OF)** to Salt Lake; Recalled **Chris Bootcheck (RHP)** from Salt Lake; Recalled **Casey Kotchman (INF)** from rehabilitation.
- 22: Optioned **Chris Bootcheck (RHP)** to Salt Lake; Activated **Kelvim Escobar (RHP)** from disabled list.
- 24: Recalled **Dallas McPherson (INF)** from rehabilitation.
- 25: Optioned **Kendry Morales (INF)** to Salt Lake; Selected contract of **Curtis Pride (OF)** from Salt Lake.
- 30: Placed **Bartolo Colon (RHP)** on 15-day disabled list (retroactive to July 27) due to right triceps tendinitis; Recalled **Greg Jones (RHP)** from Salt Lake.



JERED WEAVER

2006 TRANSACTIONS

AUGUST

- 1: Optioned **Reggie Willits (OF)** to Salt Lake; Recalled **Joe Saunders (LHP)** from Salt Lake.
- 5: Optioned **Greg Jones (RHP)** to Salt Lake; Recalled **Tommy Murphy (OF)** from Salt Lake.
- 11: Optioned **Tommy Murphy (OF)** to Salt Lake; Recalled **Chris Bootcheck (RHP)** from Salt Lake.
- 14: Optioned **Chris Bootcheck (RHP)** to Salt Lake; Recalled **Reggie Willits (OF)** from Salt Lake.
- 20: Placed **Curtis Pride (OF)** on 15-day disabled list (retroactive to Aug. 16) due to tightness lower back; Recalled **Greg Jones (RHP)** from Salt Lake.
- 25: Optioned **Greg Jones (RHP)** to Salt Lake; Recalled **Erick Aybar (INF)** from Salt Lake.

SEPTEMBER

- 1: Recalled from rehabilitation and activated **Darin Erstad (INF)** and **Curtis Pride (OF)** from 15-day disabled list; Recalled **Chris Bootcheck (RHP)** and **Jeff Mathis (C)** from Salt Lake.
- 11: Recalled **Greg Jones (RHP)**, **Dustin Moseley (RHP)**, **Dallas McPherson (INF)**, **Kendry Morales (INF)** and **Tommy Murphy (OF)** from Salt Lake.
- 30: Recalled (not to report) from Salt Lake **Jose Arredondo (RHP)**, **Jason Bulger (RHP)**, **Steven Shell (RHP)** and **Nick Gorneault (OF)**.

OCTOBER

- 2: Activated **Bartolo Colon (RHP)** and **Casey Kotchman (INF)** from disabled list.
- 6: Announced club will not pick up 2007 contract option of **JC Romero (LHP)**.
- 23: Released **Curtis Pride (OF)**.

NOVEMBER

- 2: Activated **Bartolo Colon (RHP)** and **Casey Kotchman (INF)** from disabled list.
- 18: Named **Mike Butcher** pitching coach for 2007 season with club option for 2008.
- 19: Agreed to terms on four-year contract with **Justin Speier (RHP)**.
- 20: Added **Matt Brown (INF)**, **Terry Evans (OF)** and **Bobby Wilson (C)** to 40-man roster.
- 20: Acquired **Chris Resop (RHP)** from Florida in exchange for **Kevin Gregg (RHP)**.
- 22: Agreed to terms on five-year contract with **Gary Matthews, Jr. (OF)**.

DECEMBER

- 11: Agreed to terms on one-year contract with one-year club option with **Darren Oliver (LHP)**.
- 12: Did not tender contract for 2007 season to **Jason Bulger (RHP)**, thus making him a free agent.
- 15: Acquired **Phil Seibel (LHP)** from Boston in exchange for **Brendan Donnelly (RHP)**.
- 26: Agreed to terms on 2007 contract (with club option for 2008) with **Shea Hillenbrand (INF)**.

MONSTER MONTHS

Last 30 years, Angels with .400+ batting averages in a calendar month (minimum: 75 at-bats)

Player	Month	Yr.	Avg.
B. Molina	MAY	2000	.461 (35/76)
R. Carew	APRIL	1983	.449 (35/78)
D. Erstad	APRIL	2000	.449 (48/107)
V. Guerrero	JUNE	2005	.443 (35/79)
R. Carew	MAY	1983	.438 (39/89)
J. Ray	APRIL	1988	.438 (35/80)
A. Kennedy	JUNE	2005	.435 (37/85)
G. Anderson	JULY	1998	.411 (44/107)
G. Anderson	JULY	1995	.410 (43/105)
A. Kennedy	AUG.	2002	.404 (36/89)
L. Bostock	JUNE	1978	.404 (44/109)
L. Polonia	SEPT.	1990	.402 (35/87)

*courtesy of Elias Sports Bureau



2006 DAY-BY-DAY

PITCHER IN CAPS REPRESENTS COMPLETE GAME

Game	Date	Opp.	W-L	Score	WINNER	LOSER	Rec.	Pos.	GA/GB	Attd.	Total
1	4/3	@SEA	W	5-4	Shields (1-0)	Sherrill (0-1)	1-0	1	+1	45,509	45,509
2	4/4	@SEA	L	8-10	Pineiro (1-0)	Lackey (0-1)	1-1	T1	-	20,051	65,560
3	4/5	@SEA	L	4-6	Washburn (1-0)	JF Weaver (0-1)	1-2	T3	-1	21,409	86,969
	4/6	-	-	-	OFF	DAY	1-2	3	-1.5	-	-
4	4/7	NY Yankees	W	4-1	Escobar (1-0)	Chacon (0-1)	2-2	3	-0.5	44,221*	44,221
5	4/8	NY Yankees	W	3-2	Santana (1-0)	JOHNSON (1-1)	3-2	2	-0.5	44,044*	88,265
6	4/9	NY Yankees	L	1-10	Mussina (1-0)	Colon (0-1)	3-3	2	-1.5	44,020*	132,285
7	4/10	TEX	W	5-2	Lackey (1-1)	Loe (0-2)	4-3	2	-1	38,003	170,288
8	4/11	TEX	W	5-4	Romero (1-0)	Cordero (0-1)	5-3	T1	-	40,012	210,300
9	4/12	TEX	L	3-11	Koronka (1-1)	Escobar (1-1)	5-4	T1	-	42,911	253,211
	4/13	-	-	-	OFF	DAY	5-4	1	+0.5	-	-
10	4/14	@BAL	L	5-6	Byrdak (1-0)	Shields (1-1)	5-5	1	+0.5	25,415	112,384
11	4/15	@BAL	L	2-3	Bedard (3-0)	Colon (0-2)	5-6	3	-0.5	24,497	136,881
12	4/16	@BAL	W	9-3	Lackey (2-1)	Benson (1-2)	6-6	1	+0.5	19,904	156,785
13	4/17	@BAL	L	2-4	Cabrera (1-1)	JF Weaver (0-2)	6-7	T1	-	15,691	172,476
14	4/18	@MIN	W	8-2	Escobar (8-2)	Silva (1-2)	7-7	T1	-	15,787	188,263
15	4/19	@MIN	L	10-12 (10)	Nathan (1-0)	Romero (1-1)	7-8	T1	-	21,507	209,770
16	4/20	@MIN	W	6-4	Gregg (1-0)	Crain (0-1)	8-8	1	+1	12,990	222,760
17	4/21	@OAK	L	3-5	Harden (3-0)	Romero (1-2)	8-9	T1	-	19,874	242,634
18	4/22	@OAK	W	5-4	JF Weaver (1-2)	Haren (0-2)	9-9	T1	-	22,670	265,304
19	4/23	@OAK	W	4-3	Escobar (3-1)	Loaiza (3-1)	10-9	T1	-	27,104	292,408
20	4/24	DET	W	3-0	Santana (2-0)	Rogers (3-2)	11-9	1	+1	39,776	292,987
21	4/25	DET	L	2-5	Bonderman (2-2)	Carrasco (0-1)	11-10	T1	-	40,007	332,994
22	4/26	DET	W	4-0	Lackey (3-1)	Maroth (3-1)	12-10	1	+1	37,532	370,526
	4/27	-	-	-	OFF	DAY	12-10	1	+1	-	-
23	4/28	CWS	L	5-8	Garcia (4-1)	JF Weaver (1-3)	12-11	1	+1	43,940*	414,466
24	4/29	CWS	L	1-2	Contreras (4-0)	Escobar (3-2)	12-12	T1	-	44,065*	458,531
25	4/30	CWS	L	5-6	Poilitte (1-1)	Shields (1-2)	12-13	3	-1	44,135*	502,166
26	5/1	OAK	L	0-1	Zito (2-2)	Carrasco (0-2)	12-14	3	-2	41,721	544,387
27	5/2	OAK	L	3-10	Halsey (1-0)	Lackey (3-2)	12-15	3	-3	35,943	580,330
28	5/3	@DET	L	1-2	Zumaya (1-0)	JF Weaver (1-4)	12-16	3	-4	17,171	309,579
29	5/4	@DET	W	7-2	Gregg (2-0)	Verlander (3-3)	13-16	3	-4	24,879	334,458
30	5/5	@TOR	L	3-13	Chacin (5-1)	Santana (2-1)	13-17	3	-4	22,227	356,685
31	5/6	@TOR	W	3-0	Escobar (4-2)	Lilly (3-2)	14-17	3	-3	29,761	386,446
32	5/7	@TOR	L	1-3	Janssen (1-2)	LACKEY (3-3)	14-18	3	-3	24,351	410,797
33	5/8	@TOR	L	1-5	HALLADAY (4-1)	JF Weaver (1-5)	14-19	3	-4	18,611	429,408
34	5/9	@CWS	L	1-9	Garcia (5-1)	Gregg (2-1)	14-20	4	-4	36,539	465,947
35	5/10	@CWS	W	12-5	Santana (3-1)	Haeger (0-1)	15-20	3	-3	31,034	496,981
	5/11	@CWS	-	-	RAINED	OUT	15-20	3	-3	-	-

2006 IN REVIEW



SCOT SHIELDS



ERICK AYBAR

2006 DAY-BY-DAY

Game	Date	Opp.	W-L	Score	WINNER	LOSER	Rec.	Pos.	GA/GB	Attd.	Total
36	5/12	SEA	W	12-7	Escobar (5-2)	Pineiro (4-3)	16-20	3	-3	43,912*	624,242
37	5/13	SEA	L	4-5 (13)	Sherrill (1-1)	Gregg (2-2)	16-21	3	-3.5	43,821*	668,063
38	5/14	SEA	L	4-9	Meche (3-2)	JF Weaver (1-6)	16-22	4	-4	43,191	711,254
-	5/15	-	-	-	OFF	DAY	16-22	4	-4.5	-	-
39	5/16	TOR	W	8-3	Santana (4-1)	Lilly (4-3)	17-22	3	-3.5	43,066	754,320
40	5/17	TOR	W	10-3	Janssen (2-3)	Escobar (5-3)	17-23	3	-3.5	38,767	793,087
41	5/18	TOR	L	4-8 (10)	Frasor (1-0)	Rodriguez (0-1)	17-24	3	-4.5	37,850	830,937
42	5/19	@LAD	L	3-16	Sele (2-0)	JF Weaver (1-7)	17-25	4	-5.5	55,555	552,636
43	5/20	@LAD	L	4-8	Beimel (1-0)	Shields (1-3)	17-26	4	-5.5	55,587	608,223
44	5/21	@LAD	L	0-7	Lowe (2-3)	Santana (4-2)	17-27	4	-5.5	55,662	663,885
45	5/22	@TEX	L	2-3	Loe (3-4)	Escobar (5-4)	17-28	4	-6.5	22,030	685,915
46	5/23	@TEX	W	7-6	Carrasco (1-2)	Cordero (3-3)	18-28	4	-5.5	21,859	707,774
47	5/24	@TEX	W	8-5	JF Weaver (2-7)	Tejada (1-2)	19-28	4	-4.5	16,512	724,286
-	5/25	-	-	-	OFF	DAY	19-28	4	-5	-	-
48	5/26	BAL	W	5-2	Shields (2-3)	Williams (1-2)	20-28	4	-5	42,675	873,612
49	5/27	BAL	W	10-1	JD Weaver (1-0)	Bedard (5-4)	21-28	4	-4	43,005	916,617
50	5/28	BAL	L	6-7	Birkins (1-1)	Escobar (5-5)	21-29	4	-5	40,856	957,573
51	5/29	MIN	W	4-3 (11)	Shields (3-3)	Crain (0-3)	22-29	3	-5	40,007	997,480
52	5/30	MIN	W	6-3	JF Weaver (3-7)	Baker (2-5)	23-29	T2	-5	37,299	1,034,779
53	5/31	MIN	L	1-7	Liriano (4-0)	Santana (4-3)	23-30	3	-5	44,001*	1,078,780
-	6/1	-	-	-	OFF	DAY	23-30	3	-5	-	-
54	6/2	@CLE	W	10-3	JD Weaver (2-0)	Johnson (3-5)	24-30	3	-5	22,957	747,243
55	6/3	@CLE	L	2-14	Lee (4-5)	Escobar (5-6)	24-31	T3	-5	23,769	771,012
56	6/4	@CLE	W	14-2	Lackey (4-3)	Sabathia (5-2)	25-31	3	-5	19,128	790,140
57	6/5	@TB	L	0-4	Shields (1-0)	JF Weaver (3-8)	25-32	T3	-5.5	9,519	799,659
58	6/6	@TB	W	12-2	Santana (5-3)	Kazmir (7-4)	26-32	T3	-5.5	13,762	813,421
59	6/7	@TB	W	6-2	JD Weaver (3-0)	McClung (2-8)	27-32	T3	-5.5	9,517	822,938
-	6/8	-	-	-	OFF	DAY	27-32	3	-5	-	-
60	6/9	SEA	L	1-4	Washburn (4-7)	Escobar (5-7)	27-33	4	-5.5	44,114*	1,122,894
61	6/10	SEA	L	6-12	Meche (5-4)	Lackey (4-4)	27-34	4	-6	44,129*	1,167,023
62	6/11	SEA	L	2-6	HERNANDEZ (6-6)	JF Weaver (3-9)	27-35	4	-6.5	42,198	1,209,227
63	6/12	KC	W	4-3	Santana (6-3)	Keppel (0-2)	28-35	4	-5.5	36,146	1,245,367
64	6/13	KC	W	4-1	JD Weaver (4-0)	Duckworth (0-1)	29-35	4	-4.5	38,820	1,284,186
65	6/14	KC	L	3-4	Redman (3-4)	Shields (3-4)	29-36	4	-5.5	38,910	1,323,097
66	6/15	KC	W	3-2 (10)	Carrasco (2-3)	Dessens (3-6)	30-36	T3	-5	41,649	1,364,746
67	6/16	SD	L	4-5	Embree (2-0)	Rodriguez (0-2)	30-37	4	-6	44,005*	1,408,751
68	6/17	SD	W	3-2	Santana (7-3)	PEAVY (4-8)	31-37	4	-6	43,909*	1,452,660
69	6/18	SD	L	3-7	Park (5-3)	Colon (0-3)	31-38	4	-7	44,159*	1,496,819
70	6/19	@SF	L	1-2	Cain (6-5)	Escobar (5-8)	31-39	4	-7	37,594	860,532
71	6/20	@SF	L	2-3	Morris (5-7)	Lackey (4-5)	31-40	4	-7	40,890	901,419
72	6/21	@SF	W	6-3	Shields (4-4)	Accardo (0-2)	32-40	4	-7	40,007	942,319
-	6/22	-	-	-	OFF	DAY	32-40	4	-7	-	-
73	6/23	@ARI	W	8-2	Santana (8-3)	En. Gonzalez (2-1)	33-40	4	-7	23,682	966,001
74	6/24	@ARI	W	6-4 (13)	Donnelly (1-0)	Medders (1-2)	34-40	4	-6	33,514	999,515
75	6/25	@ARI	L	7-9	Batista (7-5)	Escobar (5-9)	34-41	4	-7	24,788	1,024,303
76	6/26	COL	W	5-4	Lackey (5-5)	Mesa (0-2)	35-41	4	-6.5	43,781*	1,540,600
77	6/27	COL	L	4-12	Cook (6-7)	JF Weaver (3-10)	35-42	4	-6.5	39,341	1,579,941
78	6/28	COL	L	2-6	Ramirez (3-1)	Shields (4-5)	35-43	4	-6.5	38,153	1,618,094
-	6/29	-	-	-	OFF	DAY	35-43	4	-7	-	-
79	6/30	LAD	L	1-6	Penny (9-2)	Colon (0-4)	35-44	4	-7	44,233*	1,662,327
80	7/1	LAD	W	9-2	Escobar (6-9)	Hendrickson (0-1)	36-44	4	-6	43,891*	1,706,218
81	7/2	LAD	W	4-0	Lackey (6-5)	Billingsley (0-2)	37-44	4	-5	44,223*	1,750,441
82	7/3	@SEA	W	7-1	JD Weaver (5-0)	Hernandez (8-8)	38-44	4	-5	30,641	1,054,944
83	7/4	@SEA	W	14-6	Santana (9-3)	Mateo (5-3)	39-44	4	-5	30,857	1,085,801
84	7/5	@SEA	W	4-0	COLON (1-4)	Moyer (5-8)	40-44	4	-4	25,008	1,110,809
85	7/6	@OAK	L	5-7	Street (2-3)	Shields (4-6)	40-45	4	-5	14,673	1,125,482
86	7/7	@OAK	W	3-0	LACKEY (7-5)	Zito (8-6)	41-45	4	-4	20,711	1,146,193
87	7/8	@OAK	W	6-4	JD Weaver (6-0)	Blanton (8-8)	42-45	3	-3	25,289	1,171,482
88	7/9	@OAK	W	4-2	Santana (10-3)	Haren (6-7)	43-45	3	-2	26,603	1,198,085
-	7/10-12	-	-	-	ALL-STAR BREAK AT PITTSBURGH	-	-	-	-	-	-
-	7/13	-	-	-	OFF	DAY	43-45	3	-2.5	-	-
89	7/14	TB	W	4-0	LACKEY (8-5)	Seo (0-3)	44-45	3	-2.5	44,026*	1,794,46
90	7/15	TB	W	9-2	Santana (11-3)	Shields (4-3)	45-45	3	-1.5	44,125*	1,838,59
91	7/16	TB	W	7-5	Shields (5-6)	Harville (0-2)	46-45	3	-1.5	41,646	1,880,258
92	7/17	CLE	W	10-5	Moseley (1-0)	Westbrook (7-5)	47-45	2	-0.5	43,921*	1,924,159
93	7/18	CLE	W	7-5	Saunders (1-0)	Lee (9-7)	48-45	2	-0.5	44,020*	1,968,179
94	7/19	CLE	L	4-6	Byrd (7-6)	Lackey (8-6)	48-46	3	-1.5	43,774	2,011,923
95	7/20	@KC	L	4-9	Dessens (5-7)	Gregg (2-3)	48-47	3	-2	12,178	1,210,263
96	7/21	@KC	L	3-8	Hernandez (2-4)	Colon (1-5)	48-48	3	-2	20,988	1,231,251
97	7/22	@KC	W	4-3 (10)	Shields (6-6)	Wellemeier (0-1)	49-48	3	-2	26,873	1,258,124
98	7/23	@KC	W	3-1	JD Weaver (7-0)	Duckworth (1-4)	50-48	3	-1	17,496	1,275,62
99	7/24	@TB	W	8-4	Lackey (9-6)	Seo (0-5)	51-48	T1	-	11,020	1,286,640



2006 DAY-BY-DAY

Game	Date	Opp.	W-L	Score	WINNER	LOSER	Rec.	Pos.	GA/GB	Attd.	Total
100	7/25	@TB	L	3-6	Switzer (2-1)	Santana (11-4)	51-49	T1	-	11,253	1,297,893
101	7/26	@TB	W	15-6	Gregg (3-3)	Fossum (4-4)	52-49	T1	-	18,525	1,316,418
-	7/27	-	-	-	OFF	DAY	52-49	2	-0.5	-	-
102	7/28	@BOS	W	8-3	Escobar (7-9)	Lester (5-1)	53-49	1	+0.5	36,109	1,352,527
103	7/29	@BOS	L	6-7 (11)	Tavarez (2-3)	Carrasco (2-3)	53-50	2	-0.5	35,621	1,388,148
104	7/30	@BOS	W	10-4	Lackey (10-6)	Schilling (13-4)	54-50	2	-0.5	36,048	1,424,196
105	7/31	OAK	L	1-3	HAREN (8-9)	Santana (11-5)	54-51	2	-1.5	43,558*	2,055,481
106	8/1	OAK	W	3-2	Saunders (2-0)	Blanton (11-9)	55-51	2	-0.5	44,111*	2,099,592
107	8/2	OAK	L	2-3	Calero (3-1)	Shields (6-7)	55-52	2	-1.5	44,149*	2,143,741
108	8/3	TEX	L	6-7 (12)	Littleton (1-0)	Gregg (3-4)	55-53	2	-2	43,569*	2,187,310
109	8/4	TEX	L	3-7	Padilla (11-7)	Lackey (10-7)	55-54	3	-3	44,074*	2,231,384
110	8/5	TEX	W	10-3	Santana (12-5)	Koronka (7-7)	56-54	2	-3	43,701*	2,275,085
111	8/6	TEX	W	9-1	Saunders (3-0)	Eaton (11-2)	57-54	2	-3	43,804*	2,318,889
112	8/7	@CWS	W	6-3	Escobar (8-9)	Buehrle (9-10)	58-54	2	-3	37,477	1,461,673
113	8/8	@CLE	W	5-4	Donnelly (2-0)	Betancourt (0-4)	59-54	2	-3	23,293	1,484,966
114	8/9	@CLE	L	0-4	WESTBROOK (9-8)	Lackey (10-8)	59-55	2	-3	18,804	1,503,770
115	8/10	@CLE	L	2-14	Lee (10-8)	Santana (12-6)	59-56	2	-3.5	24,362	1,528,132
116	8/11	@NYY	W	7-4	Saunders (4-0)	Lidle (1-1)	60-56	2	-3.5	54,450	1,582,582
117	8/12	@NYY	L	2-5	Wright (9-6)	Escobar (8-10)	60-57	2	-4.5	54,157	1,636,739
118	8/13	@NYY	W	5-3	JD Weaver (8-0)	Wang (13-5)	61-57	2	-4.5	54,309	1,691,048
119	8/14	@NYY	L	2-7	Johnson (13-9)	Lackey (10-9)	61-58	T2	-5.5	52,100	1,743,148
120	8/15	@TEX	W	9-7	Carrasco (3-3)	Littleton (2-1)	62-58	2	-5.5	26,567	1,769,715
121	8/16	@TEX	L	3-9	Eaton (3-2)	Saunders (4-1)	62-59	T2	-6.5	31,684	1,801,399
122	8/17	SEA	W	5-2	Escobar (9-10)	Moyer (6-12)	63-59	2	-6	43,813*	2,362,702
123	8/18	SEA	W	3-0	JD Weaver (9-0)	Hernandez (10-11)	64-59	2	-4.5	44,072*	2,406,774
124	8/19	SEA	W	9-7	Carrasco (4-3)	Washburn (6-12)	65-59	2	-4.5	44,106*	2,450,880
125	8/20	SEA	W	3-2	Donnelly (3-0)	Putz (2-1)	66-59	2	-4.5	43,876*	2,494,756
-	8/21	-	-	-	OFF	DAY	66-59	2	-5	-	-
126	8/22	BOS	W	4-3	Shields (7-7)	Gabbard (0-2)	67-59	2	-4	44,041*	2,538,797
127	8/23	BOS	L	4-5	Lester (7-2)	Escobar (9-11)	67-60	2	-5	44,093*	2,582,890
128	8/24	BOS	L	1-2	Beckett (14-8)	JD Weaver (9-1)	67-61	2	-5.5	44,109*	2,626,999
129	8/25	NYY	W	6-5	Rodriguez (1-2)	Myers (1-1)	68-61	2	-5.5	44,253*	2,671,252
130	8/26	NYY	W	12-7	Santana (13-6)	Bruney (0-1)	69-61	2	-5.5	44,185*	2,715,437
131	8/27	NYY	L	8-11	Karstenes (1-0)	Saunders (4-2)	69-62	2	-5.5	44,225*	2,759,662
132	8/28	@SEA	L	0-2	HERNANDEZ (11-12)	ESCOBAR (9-12)	69-63	2	-6.5	28,750	1,830,149
133	8/29	@SEA	L	4-6	Washburn (8-12)	JD Weaver (9-2)	69-64	2	-7.5	29,060	1,859,209
134	8/30	@SEA	W	5-3	Lackey (11-9)	Woods (4-2)	70-64	2	-7.5	31,269	1,890,478
-	8/31	-	-	-	OFF	DAY	70-64	2	-7.5	-	-
135	9/1	@DET	L	0-9	Rogers (15-6)	Santana (13-7)	70-65	2	-8.5	37,509	1,927,987
136	9/2	@DET	W	7-2 (10)	Rodriguez (2-2)	Jones (2-6)	71-65	2	-7.5	37,826	1,965,813
137	9/3	@DET	W	2-1	Escobar (10-12)	Ledezma (2-2)	72-65	2	-7.5	38,688	2,004,501
138	9/4	BAL	W	1-0	JD Weaver (10-2)	Lopez (9-15)	73-65	2	-6.5	38,217	2,797,879
139	9/5	BAL	W	5-2 (10)	Donnelly (4-0)	Manon (0-1)	74-65	2	-5.5	43,658*	2,841,537
140	9/6	BAL	W	8-4	Santana (14-7)	Britton (0-2)	75-65	2	-5.5	33,736	2,875,273
-	9/7	-	-	-	OFF	DAY	75-65	2	-5.5	-	-
141	9/8	TOR	W	4-1	Saunders (5-2)	Burnett (7-7)	76-65	2	-5.5	42,259	2,917,532
142	9/9	TOR	L	1-2	Chacin (8-3)	Escobar (10-13)	76-66	2	-5.5	44,007*	2,961,539
143	9/10	TOR	W	4-3	JD Weaver (11-2)	Towers (1-10)	77-66	2	-5.5	40,506	3,002,045
144	9/11	CWS	L	2-3	Contreras (13-7)	Lackey (11-10)	77-67	2	-5.5	39,316	3,041,361
145	9/12	CWS	W	4-3 (11)	Carrasco (5-3)	Jenks (3-4)	78-67	2	-4.5	39,304	3,080,665
146	9/13	CWS	L	0-9	Garcia (14-9)	Saunders (5-3)	78-68	2	-5.5	37,030	3,117,695
147	9/14	@TEX	W	2-1	Carrasco (6-3)	Volquez (1-5)	79-68	2	-5	21,488	3,025,989
148	9/15	@TEX	W	2-1 (11)	Donnelly (5-0)	Francisco (0-1)	80-68	2	-5	30,788	2,056,777
149	9/16	@TEX	L	6-12	Eaton (6-4)	Lackey (11-11)	80-69	2	-6	40,196	2,096,973
150	9/17	@TEX	L	1-8	Padilla (14-9)	Santana (14-8)	80-70	2	-7	24,303	2,121,276
-	9/18	-	-	-	OFF	DAY	80-70	2	-6.5	-	-
151	9/19	@KC	W	5-2	Saunders (6-3)	De La Rosa (5-5)	81-70	2	-6.5	9,048	2,130,324
152	9/20	@KC	W	3-0	Escobar (11-13)	Perez (2-4)	82-70	2	-6.5	8,947	2,139,271
-	9/21	-	-	-	OFF	DAY	82-70	2	-7	-	-
153	9/22	@OAK	L	4-5 (12)	Halsey (5-4)	Rodriguez (2-3)	82-71	2	-8	35,077	2,174,348
154	9/23	@OAK	W	6-2	Lackey (12-11)	Blanton (16-12)	83-71	2	-7	34,077	2,208,425
155	9/24	@OAK	W	7-1	Santana (15-8)	Haren (14-13)	84-71	2	-6	34,077	2,242,502
156	9/25	TEX	W	8-3	Saunders (7-3)	Volquez (1-6)	85-71	2	-5	39,781	3,157,476
157	9/26	TEX	L	2-5	Tejada (5-4)	Escobar (11-14)	85-72	2	-6	37,339	3,194,815
158	9/27	TEX	W	6-5	Donnelly (6-0)	Wilson (2-4)	86-72	2	-6	38,032	3,232,847
159	9/28	OAK	W	2-0	Lackey (13-11)	Zito (16-10)	87-72	2	-5	41,944	3,274,791
160	9/29	OAK	W	6-0	Santana (16-8)	Loaiza (11-9)	88-72	2	-4	43,948*	3,318,739
161	9/30	OAK	W	7-6	Carrasco (7-3)	Flores (1-2)	89-72	2	-3	43,944*	3,362,683
162	10/1	OAK	L	10-11 (10)	Gaudin (4-2)	Boatcheck (0-1)	89-73	2	-4	44,107*	3,406,790

*Denotes Home Sellout: 44 Total



2006 IN REVIEW

2006 WON-LOST BREAKDOWN

	HOME			AWAY			TOTALS		
	W	L	PCT.	W	L	PCT.	W	L	PCT.
Season	45	36	.556	44	37	.543	89	73	.549
Day Games	11	12	.478	17	10	.630	28	22	.560
Night Games	34	24	.586	27	27	.500	61	51	.545
vs. RH Starters	30	26	.536	29	26	.527	59	52	.532
vs. LH Starters	15	10	.600	15	11	.577	30	21	.588
One-Run Games	16	14	.533	9	8	.529	25	22	.532
Two-Run Games	4	2	.667	8	10	.444	12	12	.500
Extra Innings	4	4	.500	4	3	.571	8	7	.533
Shutouts	8	3	.727	4	5	.444	12	8	.600
Doubleheaders	0	0	.000	0	0	.000	0	0	.000
In April	6	6	.500	6	7	.462	12	13	.480
May	6	8	.429	5	9	.357	11	17	.393
June	5	9	.357	7	5	.583	12	14	.462
July	7	2	.778	12	5	.706	19	7	.731
Aug.	10	6	.625	6	7	.462	16	13	.552
Sept./Oct.	11	5	.688	8	4	.667	19	9	.679
All-Star Break	19	23	.452	24	22	.522	43	45	.489
Post-All-Star Break	26	13	.667	20	15	.571	46	28	.622
Vs. Oakland	4	5	.444	7	3	.700	11	8	.579
Seattle	5	5	.500	5	4	.556	10	9	.526
Texas	6	4	.600	5	4	.556	11	8	.579
A.L. WEST	15	14	.517	17	11	.607	32	25	.561
Vs. Cleveland	2	1	.667	3	3	.500	5	4	.556
Chicago	1	5	.167	2	1	.667	3	6	.333
Detroit	2	1	.667	3	2	.600	5	3	.625
Kansas City	3	1	.750	4	2	.667	7	3	.700
Minnesota	2	1	.667	2	1	.667	4	2	.667
A.L. CENTRAL	10	9	.526	14	9	.609	24	18	.571
Vs. Baltimore	5	1	.833	1	3	.250	6	4	.600
Boston	1	2	.333	2	1	.667	3	3	.500
New York	4	2	.667	2	2	.500	6	4	.600
Tampa Bay	3	0	1.000	4	2	.667	7	2	.778
Toronto	3	3	.500	1	3	.250	4	6	.400
A.L. EAST	16	8	.667	10	11	.476	26	19	.578
Vs. Arizona	0	0	.000	2	1	.667	2	1	.667
Colorado	1	2	.333	0	0	.000	1	2	.333
Los Angeles	2	1	.667	0	3	.000	2	4	.333
San Diego	1	2	.333	0	0	.000	1	2	.333
San Francisco	0	0	.000	1	2	.333	1	2	.333
N.L. WEST/EAST	4	5	.444	3	6	.222	7	11	.389



2006 ANGELS HIGHS & LOWS

TEAM BATTING

Runs, Game, Angels	15	-	7/26 at TB
Runs, Game, Opponents	16	-	5/19 at LAD
Runs, Inning, Angels	10	-	7/26 at TB (2nd)
Runs, Inning, Opponents	9	-	5/19 at LAD (6th)
Hits, Game, Angels	20	-	7/26 at TB
Hits, Game, Opponents	25	-	5/19 at LAD
Hits, Inning, Angels	9	-	7/26 at TB (2nd)
Hits, Inning, Opponents	9	-	5/19 at LAD (6th)
Extra-Base Hits, Game, Angels	9	-	8/26 vs. NYY
Extra-Base Hits, Game, Opponents	8	-	5/24 at Tex.
Home Runs, Game, Angels	4	-	3 times; last, 7/6 at Oak.
Home Runs, Game, Opponents	4	-	5 times; last, 8/29 at Sea.
Home Runs, Inning, Angels	3	-	7/30 at Bos. (3rd)
Home Runs, Inning, Opponents	2	-	9 times; last, 8/29 at Sea. (1st)
Singles, Game, Angels	15	-	9/25 vs. Tex.
Singles, Game, Opponents	19	-	5/19 at LAD
Doubles, Game, Angels	7	-	7/26 at TB
Doubles, Game, Opponents	6	-	5 times, last, 9/13 vs. CWS
Triples, Game, Angels	2	-	3 times; last, 8/19 vs. Sea.
Triples, Game, Opponents	2	-	8/3 vs. Tex. & 7/15 vs. TB
Total Bases, Game, Angels	32	-	6/4 at Cle.
Total Bases, Game, Opponents	36	-	5/19 at LAD
Left on Base, Angels	16	-	5/13 vs. Sea. (13 inn.)
Left on Base, Opponents	14	-	3 times; last, 9/5 vs. Bal.
Stolen Bases, Game, Angels	6	-	6/2 at Cle.
Stolen Bases, Game, Opponents	3	-	3 times; last, 10/1 vs. Oak.
Stolen Bases, Inning, Angels	3	-	3 times; last, 8/12 at NYY (6th)
Stolen Bases, Inning, Opponents	2	-	7/14 vs. TB (6th)
Caught Stealing, Game, Angels	3	-	3 times; last, 9/28 vs. Oak.
Caught Stealing, Game, Opponents	2	-	9/4 vs. Bal. & 8/15 at Tex.
Sacrifice Hits, Game, Angels	3	-	4/16 at Bal.
Sacrifice Hits, Game, Opponents	2	-	4 times; last, 6/16 vs. SD
Sacrifice Flies, Game, Angels	3	-	7/4 at Sea.
Sacrifice Flies, Game, Opponents	2	-	7 times; last, 10/1 vs. Oak.
Pinch-Hits, Game, Angels	2	-	6/24 at Ari.
Pinch-Hitters Used, Game, Angels	4	-	3 times; last, 9/17 at Tex.

TEAM FIELDING

Double Plays, Game, Angels	5	-	7/18 vs. Cle.
Double Plays, Game, Opponents	3	-	4 times; last, 9/12 vs. CWS
Errors, Game, Angels	5	-	9/16 at Tex.
Errors, Game, Opponents	3	-	7/26 at TB & 7/16 vs. TB
Errors, Inning, Angels	3	-	7/20 at KC (6th)
Errors, Game, Individual	2	-	Figgins; 9/3 at Det. Izturis; 8/29 at Sea. Aybar; 8/25 vs. NYY Molina; 8/2 vs. Oak. JF Weaver; 6/11 vs. Sea.

TEAM PITCHING

Strikeouts, Game, Angels	15	-	7/2 vs. LAD
Strikeouts, Game, Opponents	11	-	6/19 at SF & 5/18 vs. Tor. (10 inn.)
Base on Balls, Game, Angels	10	-	4/21 at Oak.
Base on Balls, Game, Opponents	9	-	5/12 vs. Sea.
Hit Batters, Game, Angels	3	-	8/30 at Sea.
Fewest Hits Allowed, 9 innings, Angels	1	-	7/7 at Oak.
Fewest Hits Allowed, 9 innings, Opponents	1	-	9/13 vs. CWS
Fewest Hits Allowed, Extra Innings, Angels	4	-	9/15 at Tex. (11 inn.) 6/15 vs. KC (10 inn.)
Fewest Hits Allowed, Extra Innings, Opp.	6	-	7/22 at KC (10 inn.)
Pitchers Used, Game, Angels	7	-	8/3 vs. Tex. (12 inn.)



2006 ANGELS HIGHS & LOWS

INDIVIDUAL BATTING

At-Bats, Game	7
Runs, Game	3
Hits, Game	4
Hits, Inning	2
Doubles, Game	2
Triples, Game	1
Home Runs, Game	2
RBI, Game	5
Extra-Base Hits, Game	3
Total Bases, Game	10
Base on Balls, Game	4
Strikeouts, Game	3
Stolen Bases, Game	3
Caught Stealing, Game	1
Longest Hitting Streak	20
Consecutive Hits	6
Grand Slams	1
Walk-off HR	1
Pinch-Hit HR	1

Hitting For Cycle

INDIVIDUAL PITCHING

Strikeouts, Game (Starter)	11
Strikeouts, Game (Reliever)	7
Base on Balls, Game	8
Base on Balls, Inning	3
Earned Runs Allowed, Game	8
Earned Runs Allowed, Inning	6
Hits Allowed, Game	12
Hits Allowed, Inning	7
Home Runs Allowed, Game	4
Home Runs Allowed, Inning	2
Hit Batters, Game	2
Fewest Hits Allowed, Complete Game	1
Innings Pitched, Starter	9
Innings Pitched, Reliever	5.1
Fewest Innings Pitched, Starter	.0.1
Longest Winning Streak	9
Longest Losing Streak	7
Consecutive Scoreless Innings, Starter	30.2
Consecutive Scoreless Innings, Reliever	30.2

TEAM MISCELLANEOUS

Longest Winning Streak	8
Longest Home Winning Streak	7
Longest Road Winning Streak	4
Longest Losing Streak	6
Longest Home Losing Streak	5
Longest Road Losing Streak	4
Most Games over .500	17
Longest Game, Innings	13
Longest Game, Time, Nine Innings	3:46
Longest Game, Time, Extra Innings	4:11
	3:08
Shortest Game, Time	1:51
Largest Margin, Victory	12
Largest Margin, Loss	13
Largest Crowd, Angel Stadium	44,253
Smallest Crowd, Angel Stadium	33,736
Largest Crowd, Road	55,662
Smallest Crowd, Road	8,947
Biggest Deficit Overcome	5
Biggest Deficit Overcome To Win	5
Most Players Used, Game	20

Figgins, 6/24 at Ari.
 Figgins, Anderson, Salmon, 5/13 vs. Sea.
 - 25 times; last, Cabrera, 9/25 vs. Tex.
 - 11 times; last, Rivera, 9/25 vs. Tex.
 - Figgins & Izturis, 7/26 at TB (2nd)
 Izturis, 7/4 at Sea. (6th)
 - 18 times; last, Figgins, 9/6 vs. Bal.
 - 29 times; last, Izturis, 9/24 at Oak.
 - 7 times; last, Guerrero, 9/25 vs. Tex.
 - Guerrero, 7/15 vs. TB
 Rivera, 7/4 at Sea.
 - Figgins, 9/16 at Tex.
 - Figgins, 9/16 at Tex.
 - Guerrero, 8/5 vs. Tex.
 - 17 times; last, Rivera, 8/26 vs. NYY
 - Figgins, 6/2 at Cle.
 - 57 times
 - Guerrero, 8/13-9/3
 - Kendrick, 8/25-26
 - Guerrero, 7/15 vs. TB
 Rivera, 5/12 vs. Sea.
 - Kennedy, 9/4 vs. Bal.
 - Salmon, 9/17 at Tex. (solo in 8th)
 Quintan, 6/24 at Ari. (2-run in 13th)
 McPherson, 6/4 at Cle. (solo in 8th)
 Salmon, 4/4 at Sea. (solo in 9th)
 Figgins, 9/16 at Tex.

- Lackey, 9/28 vs. Oak.
 - Gregg, 8/27 vs. NYY
 - Santana, 7/20 at KC
 - 6 times; last, Lackey, 8/4 vs. Tex.
 - 4 times; last, Saunders, 8/27 vs. NYY
 - Saunders, 8/16 at Tex. (3rd)
 Romero, 8/10 at Cle. (4th)
 Gregg, 5/9 at CWS (3rd)
 - Lackey, 8/19 vs. Sea.
 Escobar, 5/17 vs. Tor.
 - Romero, 5/19 at LAD (6th)
 Gregg, 5/9 at CWS (3rd)
 - JD Weaver, 8/29 at Sea.
 JF Weaver, 5/14 vs. Sea.
 - 7 times; last, JD Weaver, 8/29 at Sea.
 - Lackey, 8/30 at Sea.
 - Lackey, 7/7 at Oak.
 - Lackey, 7/14 vs. TB (CG)
 Lackey, 7/7 at Oak. (CG)
 Colon, 7/5 at Sea. (CG)
 - Carrasco, 9/26 vs. Tex.
 - Santana, 8/10 at Cle.
 - JD Weaver, 5/27-8/18
 - Escobar, 5/17-6/25
 - Lackey, 6/26-7/19
 - Rodriguez, 6/26-9/14

- 7/8-18
 - 8/5-22 & 7/1-18
 - 9/2-15
 - 5/17-22 & 4/28-5/3
 - 4/28-5/2
 - 5/19-22 & 4/4-15
 - 9/30 (89-72)
 - 6/24 at Ari. & 5/13 vs. Sea.
 - 8/25 vs. NYY
 - 5/13 vs. Sea.
 - 4/3 at Sea.
 - 8/28 at Sea.
 - 6/4 at Cle.
 - 5/19 at LAD (3-16)
 - 8/25 vs. NYY (Angel Stadium record)
 - 9/6 vs. Bal.
 - 5/21 at LAD
 - 9/20 at KC
 - 9/30 vs. Oak. (0-5 after 1/2; won 7-6)
 - 9/30 vs. Oak. (0-5 after 1/2; won 7-6)
 7/4 at Sea. (1-5 after 4; won 14-6)
 - 9/16 at Tex.



2006 CLUB RECORDS TIED OR ESTABLISHED

SEASON

CLUB PITCHING

*Most Wild Pitches85

INDIVIDUAL BATTING

*Most Two-Base Hits, Right-Handed 45 Orlando Cabrera

INDIVIDUAL PITCHING

*Most Saves, RHP 47 Francisco Rodriguez

#Most Saves, Month 12 Francisco Rodriguez (Aug.)

GAME

INDIVIDUAL BATTING

#Most Hits, Inning 2 Chone Figgins & Maicer Izturis
July 26 at Tampa Bay (2nd inn.)

Maicer Izturis, July 4 at Seattle (6th inn.)

#Most Base On Balls 4 Vladimir Guerrero, Aug. 5 vs. Texas

#Player Hitting for Cycle Chone Figgins, Sept. 16 at Texas

#Home Run First At-Bat Mike Napoli, May 4 at Detroit

INDIVIDUAL PITCHING

#One-Hitter, Angels John Lackey, July 7 at Oakland

CONSECUTIVE

CLUB GENERAL

#Errorless Games 14 April 22-May 6 (124 innings)

INDIVIDUAL BATTING

*Games Reaching Base Safely 63 Orlando Cabrera

INDIVIDUAL PITCHING

*Games Won, Reliever 9 Brendan Donnelly,
Aug. 12, 2005-Oct. 1, 2006

*Saves 22 Francisco Rodriguez,
Aug. 20, 2005-April 16, 2006

ROOKIE SEASON

*Consecutive Wins to Start Career 9 Jered Weaver, May 27-Aug. 18

MOST SEASONS WITH 30+ HR, 100+ RBI & .300+ BA ACTIVE PLAYERS

Barry Bonds	9
Manny Ramirez	9
Vladimir Guerrero	8
Frank Thomas	7
Gary Sheffield	6
Mike Piazza	6
Courtesy of Stats Inc.	

ANGELS CONSECUTIVE 30 HR & 100 RBI SEASONS

Vladimir Guerrero

2006 - 33/116

2005 - 32/108

2004 - 39/126

Troy Glaus

2002 - 30/111

2001 - 41/108

2000 - 47/102

Mo Vaughn

2000 - 36/117

1999 - 33/108

2006 CLUB RECORDS TIED OR ESTABLISHED

ADDITIONAL RECORDS

CAREER LEADERS BATTING

*Games	1,760	Garret Anderson
*At-Bats	7,015	Garret Anderson
*Runs	986	Tim Salmon
*Hits	2,081	Garret Anderson
*Total Bases	3,297	Garret Anderson
*Extra-Base Hits	703	Garret Anderson
*Doubles	431	Garret Anderson
*Home Runs	299	Tim Salmon
*Runs Batted In	1,128	Garret Anderson
*Base On Balls	970	Tim Salmon
*Strikeouts	1,360	Tim Salmon

CAREER LEADERS FIELDING

*Games Played Outfield	1,588	Garret Anderson
*Games Played Left Field	1,069	Garret Anderson
*Games Played Right Field	1,263	Tim Salmon

MISCELLANEOUS

*Career Winning Percentage, Manager	537	Mike Scioscia (609-525)
#Day-By-Day Best Records	1-0	April 3
*Best Record, September		19-8
*Highest Attendance, Season at Home		3,406,790
*Largest Crowd, Game, Angel Stadium	44,253	Aug. 25 vs. New York (AL)
*Largest Crowd Night Game	44,253	Aug. 25 vs. New York
*Largest Crowd Day Game	44,225	Aug. 27 vs. New York (AL)
*Attendance High, Fenway Park	36,109	July 28
*Attendance High, Comerica Park	38,688	Sept. 3
*Runs vs. Tampa Bay	15	July 26 at Tampa Bay (15-6)
*Widest Margin Victory vs. Tampa Bay	10	June 6 at Tampa Bay (12-2)
*Runs by Los Angeles (NL)	16	May 19 at Dodger Stadium (3-16)
*Widest Margin Victory by Los Angeles (NL)	13	May 19 at Dodger Stadium (3-16)
#Longest Win Streak by Los Angeles (NL)	4	May 19-June 30
*Attendance High, Dodger Stadium	55,662	May 21
*Largest Crowd vs. Boston	44,109	Aug. 24
*Largest Crowd vs. Chicago (AL)	44,135	April 30
*Largest Crowd vs. Cleveland	44,020	July 18
*Largest Crowd vs. Colorado	43,781	June 26
*Largest Crowd vs. Los Angeles	44,233	June 30
*Largest Crowd vs. New York (AL)	44,253	Aug. 25
*Largest Crowd vs. Oakland	44,149	Aug. 2
*Largest Crowd vs. San Diego	44,159	June 18
*Largest Crowd vs. Seattle	44,129	June 10
*Largest Crowd vs. Tampa Bay	44,125	July 15
*Largest Crowd vs. Texas	44,074	Aug. 4
*Largest Crowd vs. Toronto	44,007	Sept. 9
*Season Opener, Angel Stadium	44,221	April 7 vs. New York (AL)
*Three-Game Series, Angel Stadium	132,663	Aug. 25-27 vs. New York (AL)
*Three-Game Series, Road	166,904	May 19-21 at Los Angeles
*Four-Game Series, Road	215,016	Aug. 11-14 at New York (AL)

* Set club record

Tied club record

DID YOU KNOW?

Angels registered winning record for the third straight season (95-67 in '05 & 92-70 in '04)...Marks first time Angels have ever had three consecutive winning seasons.



2006 ANGELS CATCHERS/OUTFIELDERS STATISTICS

CATCHERS

CATCHER	CS	ATT.	PCT.	P-CS	PO	INN.	ER	ERA
Mathis	2	14	14.3	1	0	133.0	86	5.82
J. Molina	19	46	41.3	1	4	603.1	267	3.98
Napoli	16	54	29.6	1	0	716.1	299	3.76

OUTFIELDERS

PLAYER	ASSISTS
Rivera	13
Figgins	8
Guerrero	7
Murphy	2
Anderson	1
Erstad	1
Willits	1

2006 ANGELS STARTERS BY POSITION & BATTING ORDER

POSITION

- C:** Napoli (77), Molina (71), Mathis (14)
1B: Morales (49), Quinlan (45), Kendrick (42), Kotchman (22), McPherson (3), Alfonso (1)
2B: Kennedy (127), Kendrick (25), Figgins (7), Izturis (3)
3B: Izturis (78), Figgins (32), McPherson (25), Quinlan (16), Alfonso (10), Kendrick (1)
SS: Cabrera (152), Aybar (6), Izturis (4)
LF: Anderson (94), Rivera (54), Figgins (9), Pride (4), Salmon (1)
CF: Figgins (92), Erstad (27), Rivera (18), Murphy (14), Willits (11)
RF: Guerrero (126), Rivera (26), Figgins (4), Salmon (3), Murphy (2), Pride (1)
DH: Salmon (54), Anderson (43), Guerrero (30), Rivera (18), Figgins (4), Kendrick (2), Izturis (1), Alfonso (1)

BATTING ORDER

- 1st:** Figgins (132), Izturis (23), Cabrera (5), Kennedy (1), Willits (1)
2nd: Cabrera (88), Izturis (50), Kendrick (12), Kennedy (4), Willits (3), Rivera (2), Napoli (2), Salmon (1)
3rd: Guerrero (76), Cabrera (59), Anderson (21), Salmon (4), Kennedy (2)
4th: Guerrero (79), Anderson (66), Rivera (11), Salmon (3), Morales (1), Figgins (1), Kennedy (1)
5th: Rivera (46), Anderson (37), Salmon (26), Morales (16), Napoli (11), Quinlan (9), Erstad (7), Kennedy (3), McPherson (3), Kendrick (3), Pride (1)
6th: Rivera (43), Kennedy (14), Anderson (14), Erstad (13), Napoli (13), Morales (13), Salmon (11), Quinlan (10), Kendrick (10), Alfonso (7), McPherson (5), Izturis (4), Kotchman (3), Pride (1)
7th: Kendrick (29), Kotchman (18), Quinlan (17), McPherson (16), Rivera (13), Kennedy (13), Salmon (13), Morales (9), Napoli (9), Molina (6), Erstad (5), Alfonso (4), Izturis (2), Murphy (2), Aybar (2), Anderson (1), Willits (1), Figgins (1), Pride (1)
8th: Molina (43), Napoli (28), Kennedy (22), Quinlan (18), Kendrick (12), Mathis (12), Morales (10), Murphy (5), McPherson (3), Pride (2), Izturis (2), Rivera (2), Kotchman (1), Willits (1), Aybar (1)
9th: Kennedy (67), Molina (22), Figgins (16), Napoli (14), Murphy (9), Quinlan (7), Willits (5), Izturis (4), Kendrick (4), Aybar (3), JF Weaver (2), Santana (2), Escobar (2), Mathis (2), Gregg (1), Lackey (1), Colon (1)



MIKE NAPOLI

2006 AMERICAN LEAGUE STANDINGS

2006 FINAL

WESTERN	W	L	PCT.	GB	CENTRAL	W	L	PCT.	GB	EASTERN	W	L	PCT.	GB
Oakland	93	69	.574	-	Minnesota	96	66	.593	-	New York	97	65	.599	-
Angels	89	73	.549	4.0	Detroit	95	67	.586	1.0	Toronto	87	75	.537	10.0
Texas	80	82	.494	13.0	Chicago	90	72	.556	6.0	Boston	86	76	.531	11.0
Seattle	78	84	.481	15.0	Cleveland	78	84	.481	18.0	Baltimore	70	92	.432	27.0
					Kansas City	62	100	.383	34.0	Tampa Bay	61	101	.377	36.0

ALL-STAR BREAK

WESTERN	W	L	PCT.	GB	CENTRAL	W	L	PCT.	GB	EASTERN	W	L	PCT.	GB
Oakland	45	43	.511	-	Detroit	59	29	.670	-	Boston	53	33	.616	-
Texas	45	43	.511	-	Chicago	57	31	.648	2.0	New York	50	36	.581	3.0
Angels	43	45	.489	2.0	Minnesota	47	39	.547	11.0	Toronto	49	39	.557	5.0
Seattle	43	46	.483	2.5	Cleveland	40	47	.460	18.5	Baltimore	41	49	.456	14.0
					Kansas City	31	56	.356	27.5	Tampa Bay	39	50	.438	15.5

POST-ALL-STAR BREAK

WESTERN	W	L	PCT.	GB	CENTRAL	W	L	PCT.	GB	EASTERN	W	L	PCT.	GB
Oakland	48	26	.649	-	Minnesota	49	27	.645	-	New York	47	29	.618	-
Angels	46	28	.622	2.0	Cleveland	38	37	.507	10.5	Toronto	38	36	.513	8.0
Seattle	35	38	.473	12.5	Detroit	36	38	.486	12.0	Boston	33	43	.434	14.0
Texas	35	39	.479	13.0	Chicago	33	41	.446	15.0	Baltimore	29	43	.403	16.0
					Kansas City	31	44	.413	17.5	Tampa Bay	22	51	.301	23.5

END OF APRIL

WESTERN	W	L	PCT.	GB	CENTRAL	W	L	PCT.	GB	EASTERN	W	L	PCT.	GB
Texas	13	12	.520	-	Chicago	17	7	.708	-	New York	13	10	.565	-
Oakland	12	12	.500	0.5	Detroit	16	9	.640	1.5	Boston	14	11	.560	-
Angels	12	13	.480	1.0	Cleveland	13	12	.520	4.5	Toronto	12	11	.522	1.0
Seattle	11	15	.423	2.5	Minnesota	9	15	.375	8.0	Baltimore	13	13	.500	1.5
					Kansas City	5	17	.227	11.0	Tampa Bay	11	14	.440	3.0

END OF MAY

WESTERN	W	L	PCT.	GB	CENTRAL	W	L	PCT.	GB	EASTERN	W	L	PCT.	GB
Texas	28	25	.528	-	Detroit	35	18	.660	-	Boston	31	20	.608	-
Oakland	24	29	.453	4.0	Chicago	33	19	.635	1.5	New York	31	20	.608	-
Angels	23	30	.434	5.0	Cleveland	26	26	.500	8.5	Toronto	29	23	.558	2.5
Seattle	23	32	.418	6.0	Minnesota	24	28	.462	10.5	Baltimore	25	28	.472	7.0
					Kansas City	13	38	.255	21.0	Tampa Bay	21	32	.396	11.0

END OF JUNE

WESTERN	W	L	PCT.	GB	CENTRAL	W	L	PCT.	GB	EASTERN	W	L	PCT.	GB
Oakland	42	37	.532	-	Detroit	55	25	.688	-	Boston	48	29	.623	-
Texas	41	39	.513	1.5	Chicago	52	27	.658	2.5	New York	45	32	.584	3.0
Seattle	41	40	.506	2.0	Minnesota	43	35	.551	11.0	Toronto	45	34	.570	4.0
Angels	35	44	.443	7.0	Cleveland	35	43	.449	19.0	Baltimore	37	44	.457	13.0
					Kansas City	26	52	.333	28.0	Tampa Bay	35	45	.438	14.5

END OF JULY

WESTERN	W	L	PCT.	GB	CENTRAL	W	L	PCT.	GB	EASTERN	W	L	PCT.	GB
Oakland	56	50	.528	-	Detroit	70	35	.667	-	Boston	63	41	.606	-
Angels	54	51	.514	1.5	Chicago	62	42	.596	7.5	New York	61	41	.598	1.0
Seattle	52	53	.495	3.5	Minnesota	61	43	.587	8.5	Toronto	57	48	.543	6.5
Texas	52	54	.491	4.0	Cleveland	45	59	.433	24.5	Baltimore	48	59	.449	16.5
					Kansas City	37	68	.352	33.0	Tampa Bay	44	62	.415	20.0

END OF AUGUST

WESTERN	W	L	PCT.	GB	CENTRAL	W	L	PCT.	GB	EASTERN	W	L	PCT.	GB
Oakland	77	56	.579	-	Detroit	83	51	.619	-	New York	79	53	.598	-
Angels	70	64	.522	7.5	Chicago	78	55	.586	4.5	Boston	72	62	.537	8.0
Texas	69	66	.511	9.0	Minnesota	77	55	.583	5.0	Toronto	69	65	.515	11.0
Seattle	63	70	.474	14.0	Cleveland	63	69	.477	19.0	Baltimore	60	73	.451	19.5
					Kansas City	49	86	.363	34.5	Tampa Bay	53	81	.396	27.0



2006 ANGELS BATTING & PITCHING

+ = ROOKIE

PLAYER	AVG	G	AB	R	GI										PINCH HIT											
					H	TB	2B	3B	HR	RBI	SH	SF	HP	BB	IBB	SO	SB	CS	DP	E	SLG	OBP	AB	H	HR	RBI
Alfonzo,E	.100	18	50	1	5	6	1	0	0	0	0	0	0	2	0	3	0	0	1	0	.120	.135	1	0	0	0
Anderson,G	.280	141	543	63	152	235	28	2	17	85	0	7	0	38	11	95	1	0	8	0	.433	.323	1	0	0	0
+Aybar,E	.250	34	40	5	10	13	1	1	0	2	0	0	0	0	8	1	0	1	4	.325	.250	9	1	0	0	0
RIGHT	.250	8	2	2	0	0	0	0	1	0	0	0	0	0	2	1	1	1	.250	.250	1	0	0	0	0	
LEFT	.250	32	8	11	1	1	0	1	0	0	0	0	0	6	0				.344	.250	8	1	0	0	0	
Colbrera,O	.282	153	607	95	171	245	45	1	9	72	3	11	3	51	0	58	27	3	12	16	.404	.335	0	0	0	1
Colon,B	.000	10	1	0	0	0	0	0	0	0	0	0	0	0	1	0	0	0	0	1.000	.000	0	0	0	0	0
Erstad,D	.221	40	95	8	21	31	8	1	0	5	1	1	2	6	0	18	1	1	2	0	.326	.279	0	0	0	0
Escobar,K	.000	30	4	0	0	0	0	0	0	0	0	0	0	0	3	0	0	0	0	1.000	.000	0	0	0	0	0
Figgins,D	.267	155	604	93	161	227	23	8	9	62	5	7	2	65	1	100	52	16	6	16	.376	.336	3	1	0	0
RIGHT	.233	172	40	59	8	1	3	12	2	1	0	19	0	38	3					.343	.307	1	0	0	0	
LEFT	.280	432	121	168	15	7	6	50	3	6	2	46	1	62	3					.389	.348	2	1	0	0	
Gregg,K	.000	32	3	0	0	0	0	0	0	0	0	0	0	0	2	0	0	0	2	1.000	.000	0	0	0	0	0
Guerrero,V	.329	156	607	92	200	335	34	1	33	116	0	4	4	50	25	68	15	5	16	11	.552	.382	0	0	0	0
Izuriis,M	.293	104	352	64	103	145	21	3	5	44	5	1	3	38	1	35	14	6	7	14	.412	.365	2	0	0	0
RIGHT	.247	85	21	28	7	0	0	12	3	0	0	11	0	5	1					.329	.333	1	0	0	0	
LEFT	.307	267	82	117	14	3	5	32	2	1	3	27	1	30	6					.438	.376	1	0	0	0	
+Kendrick,H	.285	72	267	25	76	111	21	1	4	30	0	3	4	9	2	44	6	0	5	2	.416	.314	0	0	0	0
Kennedy,A	.273	139	451	50	123	173	26	6	4	55	3	5	5	39	5	72	16	10	15	9	.384	.334	8	1	0	1
Kotchman,C	.152	29	79	6	12	17	2	0	1	6	2	0	0	7	0	13	0	1	2	0	.215	.221	2	0	0	0
Lackey,J	.000	33	3	0	0	0	0	0	0	0	0	0	0	0	0	0	0	0	0	0	1.000	.000	0	0	0	0
+Mathis,J	.145	23	55	9	8	16	2	0	2	6	0	1	0	7	1	14	0	0	0	3	.291	.238	2	0	0	0
McPherson,D	.261	40	115	16	30	55	4	0	7	13	0	0	0	6	0	40	1	0	3	3	.478	.298	7	3	1	1
Molina,J	.240	78	225	18	54	83	17	0	4	22	7	2	2	9	0	49	1	0	6	8	.369	.273	1	0	0	0
+Moraes,K	.234	57	197	21	46	73	10	1	5	22	0	1	0	17	1	28	1	1	11	5	.371	.293	5	1	0	0
RIGHT	.229	48	11	18	4	0	1	7	0	0	0	0	0	6	4					.375	.229	0	0	0	0	
LEFT	.235	149	35	55	6	1	4	15	0	1	0	17	1	22	7					.369	.311	5	1	0	0	
+Murphy,T	.229	48	70	12	16	25	4	1	1	6	1	1	0	5	0	21	4	1	0	0	.357	.276	1	0	0	0
RIGHT	.318	22	7	12	2	0	1	2	0	0	0	0	0	5	0					.545	.318	0	0	0	0	
LEFT	.188	48	9	13	2	1	0	4	1	1	0	5	0	16	0					.271	.259	1	0	0	0	
+Napoli,M	.228	99	268	47	61	122	13	0	16	42	0	1	5	51	0	90	2	3	2	8	.455	.360	5	0	0	1
Pride,C	.222	22	27	6	6	11	2	0	1	2	0	0	0	6	0	8	0	0	1	0	.407	.364	9	2	0	0
Quinlan,R	.321	86	234	28	75	115	11	1	9	32	0	1	2	7	1	28	2	1	6	4	.491	.344	5	1	1	2
Rivera,J	.310	124	448	65	139	235	27	0	23	85	0	6	7	33	0	59	0	4	14	6	.525	.362	2	0	0	0
Salmon,T	.265	76	211	30	56	95	8	2	9	27	0	1	3	29	1	44	0	2	8	0	.450	.361	17	4	2	2
Santana,E	.250	33	4	0	1	1	0	0	0	0	0	0	0	0	3	0	0	0	2	.250	.250	0	0	0	0	
Shields,R	.000	74	1	0	0	0	0	0	0	0	0	0	0	0	0	0	0	0	0	1.000	.000	0	0	0	0	
Weaver,Jef	.333	16	3	0	1	1	0	0	0	0	1	0	0	0	0	0	0	0	0	3	.333	.333	0	0	0	0
+Willits,R	.267	28	45	12	12	13	1	0	0	2	2	0	0	11	0	10	4	3	0	1	.289	.411	2	0	0	0
RIGHT	.083	12	1	1	0	0	0	0	0	0	0	0	4	0	1	0				.083	.313	0	0	0	0	
LEFT	.333	33	11	12	1	0	0	2	2	0	0	7	0	9	0					.364	.450	2	0	0	0	
PITCHERS	.105	162	19	0	2	2	0	0	0	2	0	0	0	0	9	0	0	14	.105	.105	0	0	0	0	0	
LOS ANGELES	.274	162	5609	766	1539	2383	309	29	159	737	31	53	42	486	49	914	148	57	126	425	.334	.82	14	4	8	
OPPONENTS	.254	162	5541	732	1410	2230	300	23	158	682	40	43	50	471	27	1164	77	40	128	85	.402	.316	72	17	3	10
DH	.294	162	586	92	172	290	27	2	29	97	0	4	5	52	5	98	9	3	12	0	.495	.354	13	3	1	1


PITCHER	R/L	W	L	ERA	G	GS	CG	GF	SHO	SV	IP	H	R	ER	HR	HB	BB	IBB	SO	WP	BK	AVG	OPP
																							AVG
+Bootcheck,C	R	0	1	10.45	7	0	0	5	0	0	10.1	16	12	12	3	0	9	0	7	1	0	.364	
+Bulger,J	R	0	0	16.20	2	0	0	1	0	0	1.2	1	3	3	0	0	3	0	1	1	0	.167	
Carrasco,H	R	7	3	3.41	56	3	0	24	0	1	100.1	93	42	38	10	5	27	1	72	6	0	.244	
Colon,B	R	1	5	5.11	10	1	0	1	0	56.1	71	39	32	11	3	11	0	31	1	0	.306		
Donnelly,B	R	6	0	3.94	62	0	0	17	0	0	64.0	58	32	28	8	4	28	3	53	6	0	.240	
Escobar,K	R	11	14	3.61	30	30	1	0	0	189.1	192	93	76	17	4	50	2	147	7	0	.264		
Gregg,K	R	3	4	4.14	32	3	0	12	0	0	78.1	88	41	36	10	2	21	0	71	6	0	.280	
+Jones,G	R	0	0	6.00	5	0	0	2	0	0	6.0	8	5	4	1	0	2	0	1	0	0	.348	
Lackey,J	R	13	11	3.56	33	33	3	0	2	0	217.2	203	98	86	14	9	72	4	190	16	0	.246	
+Moseley,D	R	1	0	9.00	3	2	0	1	0	0	11.0	22	11	11	3	0	2	0	3	0	0	.440	
Rodriguez,F	R	2	3	1.73	69	0	0	58	0	47	73.0	52	16	14	6	1	28	5	98	10	0	.197	
Romero,J	L																						

2006 BATTING/RUNNERS IN SCORING POSITION

PLAYER	OUTS	AVG	AB	H	2B	3B	HR	TOT RBI	SP RBI	MISP	MOB	BB	IBB	SO	SH	SF	GIDP
Alfonzo,E	<2	.167	6	1	0	0	0	1	1	7	9	1	0	1	0	0	0
Alfonzo,E	=2	.000	6	0	0	0	0	0	0	6	10	0	0	0	0	0	0
Alfonzo,E		.083	12	1	0	0	0	1	1	13	19	1	0	1	0	0	0
Anderson,G	<2	.323	65	21	4	0	2	39	34	96	137	11	8	12	0	7	3
Anderson,G	=2	.287	87	25	5	0	2	29	24	109	148	12	3	13	0	0	0
Anderson,G		.303	152	46	9	0	4	68	58	205	285	23	11	25	0	7	3
Aybar,E	<2	.250	4	1	0	0	0	0	0	5	6	0	0	1	0	0	1
Aybar,E	=2	.500	4	2	1	0	0	2	2	4	6	0	0	0	0	0	0
Aybar,E		.375	8	3	1	0	0	2	2	9	12	0	0	1	0	0	1
Cabrera,O	<2	.219	96	21	5	0	1	37	34	132	174	4	0	15	3	11	2
Cabrera,O	=2	.237	59	14	3	0	0	17	16	70	92	4	0	8	0	0	0
Cabrera,O		.226	155	35	8	0	1	54	50	202	266	8	0	23	3	11	2
Erstad,D	<2	.111	9	1	0	0	0	4	4	13	20	1	0	1	0	1	1
Erstad,D	=2	.100	10	1	0	0	0	1	1	13	19	2	0	1	0	0	0
Erstad,D		.105	19	2	0	0	0	5	5	26	39	3	0	2	0	1	1
Figgins,D	<2	.338	68	23	4	2	2	36	33	98	138	4	0	10	4	7	2
Figgins,D	=2	.230	61	14	1	0	1	18	17	78	105	7	1	10	0	0	0
Figgins,D		.287	129	37	5	2	3	54	50	176	243	11	1	20	4	7	2
Guerrero,V	<2	.245	98	24	6	1	2	40	35	125	169	13	10	17	0	4	6
Guerrero,V	=2	.379	66	25	6	0	2	32	26	102	132	23	15	4	0	0	0
Guerrero,V		.299	164	49	12	1	4	72	61	227	301	36	25	21	0	4	6
Izturis,M	<2	.463	41	19	3	2	1	25	22	56	76	6	1	4	2	1	1
Izturis,M	=2	.171	41	7	2	0	1	12	9	56	77	5	0	4	0	0	0
Izturis,M		.317	82	26	5	2	2	37	31	112	153	11	1	8	2	1	1
Kendrick,H	<2	.290	31	9	2	0	0	14	14	46	64	4	2	4	0	3	2
Kendrick,H	=2	.297	37	11	5	1	0	11	11	42	63	0	0	4	0	0	0
Kendrick,H		.294	68	20	7	1	0	25	25	88	127	4	2	8	0	3	2
Kennedy,A	<2	.317	63	20	3	1	1	25	23	92	135	8	3	8	1	5	6
Kennedy,A	=2	.364	55	20	3	1	0	23	21	69	94	4	2	8	0	0	0
Kennedy,A		.339	118	40	6	2	1	48	44	161	229	12	5	16	1	5	6



CHONE FIGGINS



JOE SAUNDERS



2006 BATTING/RUNNERS IN SCORING POSITION

PLAYER	OUTS	AVG	AB	H	2B	3B	HR	TOT RBI	SP RBI	MISP	MOB	BB	IBB	SO	SH	SF	GIDP
Kotchman,C	<2	.154	13	2	1	0	0	4	4	15	19	1	0	1	1	0	1
Kotchman,C	=2	.077	13	1	0	0	0	1	1	14	21	1	0	2	0	0	0
Kotchman,C		.115	26	3	1	0	0	5	5	29	40	2	0	3	1	0	1
Mathis,J	<2	.167	12	2	0	0	1	4	2	17	26	3	1	3	0	1	0
Mathis,J	=2	.143	7	1	1	0	0	1	1	11	14	1	0	1	0	0	0
Mathis,J		.158	19	3	1	0	1	5	3	28	40	4	1	4	0	1	0
McPherson,D	<2	.214	14	3	1	0	1	3	2	14	22	0	0	2	0	0	3
McPherson,D	=2	.333	9	3	0	0	1	3	2	12	16	1	0	2	0	0	0
McPherson,D		.261	23	6	1	0	2	6	4	26	38	1	0	4	0	0	3
Molina,J	<2	.269	26	7	2	0	0	11	11	36	49	0	0	5	2	2	0
Molina,J	=2	.238	21	5	1	0	1	5	4	25	31	2	0	2	0	0	0
Molina,J		.255	47	12	3	0	1	16	15	61	80	2	0	7	2	2	0
Morales,K	<2	.273	22	6	2	1	0	8	6	28	41	2	0	4	0	1	3
Morales,K	=2	.238	21	5	1	0	2	9	6	27	39	3	1	0	0	0	0
Morales,K		.256	43	11	3	1	2	17	12	55	80	5	1	4	0	1	3
Murphy,T	<2	.333	15	5	1	0	0	5	5	19	26	0	0	5	1	1	0
Murphy,T	=2	.000	7	0	0	0	0	0	0	9	10	0	0	4	0	0	0
Murphy,T		.227	22	5	1	0	0	5	5	28	36	0	0	9	1	1	0
Napoli,M	<2	.129	31	4	2	0	0	11	10	55	71	12	0	7	0	1	0
Napoli,M	=2	.270	37	10	3	0	2	13	10	50	65	5	0	12	0	0	0
Napoli,M		.206	68	14	5	0	2	24	20	105	136	17	0	19	0	1	0
Pride,C	<2	.000	3	0	0	0	0	0	0	5	8	1	0	1	0	0	1
Pride,C	=2	.200	5	1	0	0	1	2	1	6	8	0	0	1	0	0	0
Pride,C		.125	8	1	0	0	1	2	1	11	16	1	0	2	0	0	1
Quinlan,R	<2	.440	25	11	1	0	1	14	12	38	58	2	1	3	0	1	3
Quinlan,R	=2	.222	27	6	1	1	1	9	7	34	50	1	0	6	0	0	0
Quinlan,R		.327	52	17	2	1	2	23	19	72	108	3	1	9	0	1	3
Rivera,J	<2	.362	47	17	4	0	2	29	23	69	102	3	0	6	0	6	7
Rivera,J	=2	.339	62	21	4	0	3	31	24	81	114	8	0	9	0	0	0
Rivera,J		.349	109	38	8	0	5	60	47	150	216	11	0	15	0	6	7
Salmon,T	<2	.250	28	7	1	0	1	10	8	41	55	7	0	8	0	1	3
Salmon,T	=2	.200	30	6	0	0	0	7	7	44	64	3	1	4	0	0	0
Salmon,T		.224	58	13	1	0	1	17	15	85	119	10	1	12	0	1	3
Willits,R	<2	.167	6	1	0	0	0	1	1	7	9	0	0	1	1	0	0
Willits,R	=2	.200	5	1	0	0	0	1	1	9	11	3	0	2	0	0	0
Willits,R		.182	11	2	0	0	0	2	2	16	20	3	0	3	1	0	0
ANGELS	<2	.283	728	206	42	7	15	321	284	1021	1423	83	26	121	16	53	45
ANGELS	=2	.264	677	179	37	3	17	227	191	880	1202	85	23	100	0	0	0
ANGELS		.274	1405	385	79	10	32	548	475	1901	2625	168	49	221	16	53	45

TWO-OR-MORE ANGELS WITH 100+ HITS IN SAME SEASON AT THE ALL-STAR BREAK (SINCE 1969):

2005 - Garret Anderson & Darin Erstad

2002 - Garret Anderson & Darin Erstad

2000 - Darin Erstad & Mo Vaughn

1979 - Don Baylor, Brian Downing & Carney Lansford

1970 - Jim Fregosi & Alex Johnson



2006 BATTING/BASES LOADED

PLAYER	TOT	SP															
	OUTS	AVG	AB	H	2B	3B	HR	RBI	RBI	MISP	MOB	BB	IBB	SO	SH	SF	GIDP
Anderson,G	<2	.400	5	2	1	0	0	6	5	12	18	1	0	1	0	0	1
Anderson,G	=2	.250	4	1	0	0	0	1	1	8	12	0	0	1	0	0	0
Anderson,G		.333	9	3	1	0	0	7	6	20	30	1	0	2	0	0	1
Cabrera,O	<2	.000	6	0	0	0	0	2	2	14	21	0	0	1	0	1	1
Cabrera,O	=2	.000	0	0	0	0	0	0	0	0	0	0	0	0	0	0	0
Cabrera,O		.000	6	0	0	0	0	2	2	14	21	0	0	1	0	1	1
Erstad,D	<2	.000	0	0	0	0	0	0	0	0	0	0	0	0	0	0	0
Erstad,D	=2	.000	1	0	0	0	0	0	0	2	3	0	0	0	0	0	0
Erstad,D		.000	1	0	0	0	0	0	0	2	3	0	0	0	0	0	0
Figgins,D	<2	.600	5	3	0	1	0	11	10	16	24	1	0	0	0	2	0
Figgins,D	=2	.500	4	2	1	0	0	4	4	8	12	0	0	0	0	0	0
Figgins,D		.556	9	5	1	1	0	15	14	24	36	1	0	0	0	2	0
Guerrero,V	<2	.250	4	1	0	0	0	3	3	8	12	0	0	0	0	0	0
Guerrero,V	=2	.400	5	2	1	0	1	7	4	10	15	0	0	0	0	0	0
Guerrero,V		.333	9	3	1	0	1	10	7	18	27	0	0	0	0	0	0
Izturis,M	<2	.667	3	2	1	0	0	5	5	6	9	0	0	0	0	0	0
Izturis,M	=2	.333	3	1	1	0	0	4	3	8	12	1	0	1	0	0	0
Izturis,M		.500	6	3	2	0	0	9	8	14	21	1	0	1	0	0	0
Kendrick,H	<2	.500	2	1	0	0	0	2	2	6	9	0	0	0	0	1	0
Kendrick,H	=2	.000	4	0	0	0	0	0	0	8	12	0	0	0	0	0	0
Kendrick,H		.167	6	1	0	0	0	2	2	14	21	0	0	0	0	1	0
Kennedy,A	<2	.250	8	2	0	0	0	4	4	18	27	1	0	1	0	0	2
Kennedy,A	=2	.000	1	0	0	0	0	1	1	4	6	1	0	0	0	0	0
Kennedy,A		.222	9	2	0	0	0	5	5	22	33	2	0	1	0	0	2
McPherson,D	<2	.000	0	0	0	0	0	0	0	0	0	0	0	0	0	0	0
McPherson,D	=2	.000	1	0	0	0	0	0	0	2	3	0	0	0	0	0	0
McPherson,D		.000	1	0	0	0	0	0	0	2	3	0	0	0	0	0	0
Molina,J	<2	.333	3	1	0	0	0	2	2	6	9	0	0	0	0	0	0
Molina,J	=2	.000	0	0	0	0	0	0	0	0	0	0	0	0	0	0	0
Molina,J		.333	3	1	0	0	0	2	2	6	9	0	0	0	0	0	0



MAICER IZTURIS



ORLANDO CABRERA



2006 BATTING/BASES LOADED

PLAYER	OUTS	AVG	AB	H	2B	3B	HR	TOT		SP		MISP	MOB	BB	IBB	SO	SH	SF	GIDP
								RBI	RBI	RBI	RBI								
Morales,K	<2	.000	1	0	0	0	0	0	0	0	2	3	0	0	1	0	0	0	0
Morales,K	=2	.500	2	1	1	0	0	2	2	4	6	6	0	0	0	0	0	0	0
Morales,K		.333	3	1	1	0	0	2	2	6	9	9	0	0	1	0	0	0	0
Murphy,T	<2	.000	0	0	0	0	0	1	1	2	3	0	0	0	0	0	1	0	0
Murphy,T	=2	.000	1	0	0	0	0	0	0	2	3	0	0	0	0	0	0	0	0
Murphy,T		.000	1	0	0	0	0	1	1	4	6	0	0	0	0	0	1	0	0
Napoli,M	<2	.500	4	2	1	0	0	5	5	12	18	1	0	2	0	1	0	0	0
Napoli,M	=2	.000	2	0	0	0	0	0	0	4	6	0	0	1	0	0	0	0	0
Napoli,M		.333	6	2	1	0	0	5	5	16	24	1	0	3	0	1	0	0	0
Pride,C	<2	.000	1	0	0	0	0	0	0	2	3	0	0	0	0	0	0	0	1
Pride,C	=2	.000	1	0	0	0	0	0	0	2	3	0	0	1	0	0	0	0	0
Pride,C		.000	2	0	0	0	0	0	0	4	6	0	0	1	0	0	0	0	1
Quinlan,R	<2	.500	6	3	0	0	0	7	7	14	21	0	0	0	0	1	1	1	1
Quinlan,R	=2	.000	4	0	0	0	0	0	0	8	12	0	0	0	0	0	0	0	0
Quinlan,R		.300	10	3	0	0	0	7	7	22	33	0	0	0	0	1	1	1	1
Rivera,J	<2	.600	5	3	1	0	1	9	6	12	18	0	0	0	0	1	1	2	2
Rivera,J	=2	.750	4	3	0	0	0	5	5	8	12	0	0	0	0	0	0	0	0
Rivera,J		.667	9	6	1	0	1	14	11	20	30	0	0	0	0	1	2	2	2
Salmon,T	<2	.000	2	0	0	0	0	1	1	6	9	1	0	1	0	0	0	1	1
Salmon,T	=2	.200	5	1	0	0	0	2	2	10	15	0	0	1	0	0	0	0	0
Salmon,T		.143	7	1	0	0	0	3	3	16	24	1	0	2	0	0	1	1	1
Santana,E	<2	.000	0	0	0	0	0	0	0	0	0	0	0	0	0	0	0	0	0
Santana,E	=2	.000	1	0	0	0	0	0	0	2	3	0	0	1	0	0	0	0	0
Santana,E		.000	1	0	0	0	0	0	0	2	3	0	0	1	0	0	0	0	0
Willits,R	<2	.000	0	0	0	0	0	0	0	0	0	0	0	0	0	0	0	0	0
Willits,R	=2	.000	1	0	0	0	0	0	0	2	3	0	0	1	0	0	0	0	0
Willits,R		.000	1	0	0	0	0	0	0	2	3	0	0	1	0	0	0	0	0
ANGELS	<2	.364	55	20	4	1	1	58	53	136	204	5	0	7	0	8	9	9	9
ANGELS	=2	.250	44	11	4	0	1	26	22	92	138	2	0	7	0	0	0	0	0
ANGELS		.313	99	31	8	1	2	84	75	228	342	7	0	14	0	8	9	9	9

2006 IN REVIEW



JUAN RIVERA



2006 ANGELS AT HOME

BATTER	AVG	G	AB	R	H	2B	3B	HR	RBI	SH	SF	HP	BB	SO	SB	CS	GI	DP	E
Alfonzo, E	.045	9	22	0	1	0	0	0	0	0	0	0	2	1	0	0	1	0	
Anderson, G	.313	73	272	36	85	14	1	8	51	0	6	0	19	45	0	0	5	0	
Aybar, E	.263	19	19	3	5	0	1	0	1	0	0	0	4	1	0	0	0	3	
Cabrera, O	.310	77	300	51	93	26	0	3	33	0	5	1	24	25	17	2	6	7	
Erstad, D	.156	22	45	3	7	3	0	0	2	0	0	2	6	12	1	0	1	0	
Figgins, D	.266	76	293	39	78	12	3	2	24	2	4	0	29	49	23	8	4	8	
Guerrero, V	.342	76	284	45	97	22	1	14	62	0	1	2	32	29	6	3	7	6	
Izturis, M	.292	51	171	30	50	9	1	1	11	2	0	1	18	16	5	2	1	5	
Kendrick, H	.295	36	129	12	38	11	1	2	14	0	2	1	6	25	3	0	3	1	
Kennedy, A	.266	71	229	27	61	8	3	3	26	3	1	3	15	36	8	5	10	1	
Kotchman, C	.231	12	26	2	6	2	0	0	1	1	0	0	3	5	0	1	0	0	
Mathis, J	.129	13	31	3	4	1	0	1	4	0	1	0	3	8	0	0	0	0	
McPherson, D	.224	22	67	7	15	1	0	3	6	0	0	3	24	0	0	2	1	1	
Molina, J	.208	35	96	4	20	4	0	0	6	4	1	2	6	18	1	0	5	5	
Morales, K	.194	31	98	6	19	4	0	1	6	0	1	0	9	13	0	0	5	3	
Murphy, T	.290	19	31	7	9	1	1	1	2	0	0	0	2	9	1	1	0	0	
Napoli, M	.246	52	142	24	35	7	0	10	27	0	1	3	22	42	2	2	2	3	
Pride, C	.111	9	9	2	1	0	0	0	0	0	0	0	2	2	0	0	0	0	
Quinlan, R	.336	42	116	12	39	4	1	3	12	0	1	2	1	17	2	0	2	3	
Rivera, J	.308	60	214	32	66	13	0	12	41	0	2	2	21	33	0	2	5	5	
Salmon, T	.228	40	127	13	29	6	0	5	18	0	1	0	19	31	0	2	3	0	
Willits, R	.333	15	24	8	8	0	0	0	1	2	0	0	6	6	2	2	0	1	
PITCHERS	.000	81	0	0	0	0	0	0	0	0	0	0	0	0	0	0	0	9	
TOTALS	.279	81	2745	366	766	148	13	69	348	14	27	19	248	450	72	30	62	61	

PITCHER	ERA	W	L	G	GS	CG	SHO	SV	IP	AB	H	R	ER	HR	HB	BB	SO	WP	OPP	AVG
Bootcheck, C	6.75	0	1	3	0	0	0	0	5.1	21	7	4	4	1	0	4	2	0	.333	
Carrasco, H	3.45	4	2	29	2	0	0	1	57.1	215	55	22	22	5	2	14	38	3	.256	
Colon, B	6.75	0	3	4	4	0	0	0	22.2	98	35	21	17	5	0	5	15	0	.357	
Donnelly, B	1.80	3	0	33	0	0	0	0	35.0	122	24	8	7	2	3	14	31	2	.197	
Escobar, K	3.92	4	8	14	14	0	0	0	87.1	348	100	46	38	8	2	13	58	2	.287	
Gregg, K	3.96	0	2	17	0	0	0	0	36.1	148	44	19	16	5	0	10	36	4	.297	
Jones, G	0.00	0	0	3	0	0	0	0	4.0	16	5	1	0	0	0	1	1	0	.313	
Lackey, J	3.85	6	5	18	18	1	1	0	119.1	453	110	53	51	10	4	41	119	9	.243	
Moseley, D	11.00	1	0	2	2	0	0	0	9.0	43	20	11	11	3	0	2	3	0	.465	
Rodriguez, F	1.15	1	2	37	0	0	0	24	39.0	135	23	7	5	2	0	14	54	8	.170	
Romero, J	5.24	1	0	31	0	0	0	0	22.1	83	21	15	13	0	1	14	14	0	.253	
Santana, E	3.02	10	2	17	17	0	0	0	116.1	415	93	43	39	8	8	35	76	4	.224	
Saunders, J	4.91	5	2	9	9	0	0	0	47.2	181	48	29	26	5	0	19	33	1	.265	
Shields, R	3.02	4	4	40	0	0	0	1	44.2	166	38	17	15	1	1	13	35	4	.229	
Weaver, Jef	9.09	1	4	7	7	0	0	0	32.2	150	53	35	33	12	3	4	29	1	.353	
Weaver, Jer	2.06	5	1	8	8	0	0	0	52.1	195	45	13	12	4	1	11	44	0	.231	
Yan, E	1.42	0	0	7	0	0	0	0	12.2	43	6	2	2	1	0	6	8	1	.140	
TOTALS	3.76	45	36	81	81	1	8	26	744.0	2832	727	346	311	72	25	220	596	39	.257	



KENDRY MORALES



2006 ANGELS ON ROAD

BATTER	AVG	G	AB	R	H	2B	3B	HR	RBI	SH	SF	HP	BB	SO	SB	CS	GI DP	E	
Alfonzo, E	.143	9	28	1	4	1	0	0	1	0	0	0	0	2	0	0	0	0	
Anderson, G	.247	68	271	27	67	14	1	9	34	0	1	0	19	50	1	0	3	0	
Aybar, E	.238	15	21	2	5	1	0	0	1	0	0	0	0	4	0	0	1	1	
Cabrera, O	.254	76	307	44	78	19	1	6	39	3	6	2	27	33	10	1	6	9	
Erstad, D	.280	18	50	5	14	5	1	0	3	1	1	0	0	6	0	1	1	0	
Figgins, D	.267	79	311	54	83	11	5	7	38	3	3	2	36	51	29	8	2	8	
Guerrero, V	.319	80	323	47	103	12	0	19	54	0	3	2	18	39	9	2	9	5	
Izturis, M	.293	53	181	34	53	12	2	4	33	3	1	2	20	19	9	4	6	9	
Kendrick, H	.275	36	138	13	38	10	0	2	16	0	1	3	3	19	3	0	2	1	
Kennedy, A	.279	68	222	23	62	18	3	1	29	0	4	2	24	36	8	5	5	8	
Kotchman, C	.113	17	53	4	6	0	0	1	5	1	0	0	4	8	0	0	2	0	
Mathis, J	.167	10	24	6	4	1	0	1	2	0	0	0	4	6	0	0	0	3	
McPherson, D	.313	18	48	9	15	3	0	4	7	0	0	0	3	16	1	0	1	2	
Molina, J	.264	43	129	14	34	13	0	4	16	3	1	0	3	31	0	0	1	3	
Morales, K	.263	26	99	15	27	6	1	4	16	0	0	0	8	15	1	1	6	2	
Murphy, T	.179	29	39	5	7	3	0	0	4	1	1	0	0	3	12	3	0	0	0
Napoli, M	.206	47	126	23	26	6	0	6	15	0	0	2	29	48	0	1	0	5	
Pride, C	.278	13	18	4	5	2	0	1	2	0	0	0	4	6	0	0	1	0	
Quinlan, R	.305	44	118	16	36	7	0	6	20	0	0	0	6	11	0	1	4	1	
Rivera, J	.312	64	234	33	73	14	0	11	44	0	4	5	12	26	0	2	9	1	
Salmon, T	.321	36	84	17	27	2	2	4	9	0	0	3	10	13	0	0	5	0	
Willits, R	.190	13	21	4	4	1	0	0	1	0	0	0	5	4	2	1	0	0	
PITCHERS	.105	81	19	0	2	0	0	0	0	2	0	0	0	9	0	0	0	5	
TOTALS	.270	81	2864	400	773	161	16	90	389	17	26	23	238	464	76	27	64	63	

PITCHER	ERA	W	L	G	GS	CG	SHO	SV	IP	AB	H	R	ER	HR	HB	BB	SO	WP	OPP AVG
Bootcheck, C	14.40	0	0	4	0	0	0	0	5.0	23	9	8	8	2	0	5	5	1	.391
Bulger, J	16.20	0	0	2	0	0	0	0	1.2	6	1	3	3	0	0	3	1	1	.167
Carrasco, H	3.35	3	1	27	1	0	0	0	43.0	166	38	20	16	5	3	13	34	3	.229
Colon, B	4.01	1	2	6	6	1	1	0	33.2	134	36	18	15	6	3	6	16	1	.269
Donnelly, B	6.52	3	0	29	0	0	0	0	29.0	120	34	24	21	6	1	14	22	4	.283
Escobar, K	3.35	7	6	16	16	1	0	0	102.0	378	92	47	38	9	2	37	89	5	.243
Gregg, K	4.29	3	2	15	3	0	0	0	42.0	166	44	22	20	5	2	11	35	2	.265
Jones, G	18.00	0	0	2	0	0	0	0	2.0	7	3	4	4	1	0	1	0	0	.429
Lackey, J	3.20	7	6	15	15	2	1	0	98.1	372	93	45	35	4	5	31	71	7	.250
Moseley, D	0.00	0	0	1	0	0	0	0	2.0	7	2	0	0	0	0	0	0	0	.286
Rodriguez, F	2.38	1	1	32	0	0	0	23	34.0	129	29	9	9	4	1	14	44	2	.225
Romero, J	7.96	0	2	34	0	0	0	0	26.0	108	36	25	23	3	0	14	17	1	.333
Santana, E	5.95	6	6	16	16	0	0	0	87.2	336	88	63	58	13	3	35	65	6	.262
Saunders, J	4.30	2	1	4	4	0	0	0	23.0	88	23	13	11	1	1	10	18	1	.261
Shields, R	2.72	3	3	34	0	0	0	1	43.0	156	32	13	13	7	0	11	49	4	.205
Weaver, Jef	4.66	2	6	9	9	0	0	0	56.0	219	61	33	29	6	1	17	33	3	.279
Weaver, Jer	2.93	6	1	11	11	0	0	0	70.2	255	49	23	23	11	2	22	61	2	.192
Yan, E	13.97	0	0	6	0	0	0	0	9.2	39	13	16	15	3	1	7	8	3	.333
TOTALS	4.33	44	37	81	81	4	4	24	708.2	2709	683	386	341	86	25	251	568	46	.252



HECTOR CARRASCO

2006 ANGELS VS. RHP

BATTER	AVG	G	AB	GI		2B	3B	HR	RBI	SH	SF	HP	BB	SO	SB	CS	DP
				R	H												
Alfonzo, E	.120	15	25	1	3	0	0	0	1	0	0	0	1	2	0	0	0
Anderson, G	.294	127	378	49	111	17	1	14	59	0	5	0	30	60	1	0	5
Aybar, E	.250	32	32	5	8	1	1	0	1	0	0	0	0	6	1	0	0
Cabrera, O	.297	139	438	69	130	34	1	8	58	1	9	1	34	45	18	2	6
Erstad, D	.232	36	69	6	16	6	0	0	4	1	1	1	3	12	1	0	2
Figgins, D	.280	143	432	73	121	15	7	6	50	3	6	2	46	62	43	12	3
Guerrero, V	.307	148	460	57	141	22	1	23	85	0	3	4	26	52	10	2	13
Izturis, M	.307	96	267	53	82	14	3	5	32	2	1	3	27	30	9	4	6
Kendrick, H	.295	67	176	21	52	13	0	3	20	0	2	2	6	33	3	0	2
Kennedy, A	.291	130	368	43	107	23	4	4	49	1	5	3	34	54	13	8	10
Kotchman, C	.138	26	65	6	9	2	0	1	4	0	0	0	6	12	0	1	2
Mathis, J	.150	20	40	8	6	2	0	2	6	0	1	0	5	11	0	0	0
McPherson, D	.265	39	102	13	27	4	0	5	11	0	0	0	5	34	1	0	3
Molina, J	.254	59	138	7	35	11	0	2	15	5	2	2	4	34	0	0	5
Morales, K	.235	53	149	16	35	6	1	4	15	0	1	0	17	22	1	1	7
Murphy, T	.188	41	48	7	9	2	1	0	4	1	1	0	5	16	3	1	0
Napoli, M	.241	89	203	34	49	13	0	11	33	0	1	4	36	66	2	2	1
Pride, C	.240	22	25	6	6	2	0	1	2	0	0	0	6	7	0	0	1
Quinlan, R	.313	58	96	13	30	3	1	2	13	0	0	1	1	11	2	0	1
Rivera, J	.293	116	314	42	92	16	0	16	58	0	5	7	26	45	0	2	11
Salmon, T	.234	57	107	13	25	3	1	2	12	0	1	2	14	25	0	1	6
Willits, R	.333	27	33	11	11	1	0	0	2	2	0	0	7	9	4	3	0
PITCHERS	.059	17	0	1	0	0	0	0	1	0	0	0	9	0	0	0	0
TOTALS	.278	3982	553	1106	210	22	109	534	17	44	32	339	657	112	39	84	

PITCHER	AVG	AB	H	HR	HB	BB	SO
Bulger, J	.000	3	0	0	0	1	1
Carrasco, H	.240	208	50	6	2	14	41
Colon, B	.261	119	31	5	1	4	12
Donnelly, B	.204	142	29	4	1	9	32
Escobar, K	.270	381	103	2	2	20	87
Gregg, K	.268	183	49	5	2	8	37
Jones, G	.444	18	8	1	0	0	1
Lackey, J	.230	434	100	9	4	25	112
Moseley, D	.375	24	9	2	0	1	0
Rodriguez, F	.179	134	24	1	1	15	56
Romero, J	.376	101	38	2	1	15	18
Santana, E	.229	401	92	9	10	24	87
Saunders, J	.274	219	60	6	0	26	40
Shields, R	.227	172	39	4	1	10	39
Weaver, Jef	.290	176	51	8	3	9	30
Weaver, Jer	.174	242	42	2	3	18	56
Yan, E	.160	50	8	1	1	4	10
TOTALS	.245	3031	744	69	32	209	662



ERVIN SANTANA



2006 ANGELS VS. LHP

BATTER	AVG	G	AB	R	H	2B	3B	HR	RBI	SH	SF	HP	BB	SO	SB	CS	GI	DP
Alfonzo,E	.080	11	25	0	2	1	0	0	0	0	0	0	1	1	0	0	1	3
Anderson,G	.248	76	165	14	41	11	1	3	26	0	2	0	8	35	0	0	0	3
Aybar,E	.250	6	8	0	2	0	0	0	1	0	0	0	0	2	0	0	1	1
Cabrera,O	.243	68	169	26	41	11	0	1	14	2	2	2	17	13	9	1	6	6
Erstad,D	.192	20	26	2	5	2	1	0	1	0	0	1	3	6	0	1	0	1
Figgins,D	.233	80	172	20	40	8	1	3	12	2	1	0	19	38	9	4	3	3
Guerrero,V	.401	67	147	35	59	12	0	10	31	0	1	0	24	16	5	3	3	3
Izturis,M	.247	44	85	11	21	7	0	0	12	3	0	0	11	5	5	2	1	1
Kendrick,H	.264	38	91	4	24	8	1	1	10	0	1	2	3	11	3	0	3	3
Kennedy,A	.193	57	83	7	16	3	2	0	6	2	0	2	5	18	3	2	5	5
Kotchman,C	.214	10	14	0	3	0	0	0	2	2	0	0	1	1	0	0	0	0
Mathis,J	.133	11	15	1	2	0	0	0	0	0	0	0	2	3	0	0	0	0
McPherson,D	.231	13	13	3	3	0	0	2	2	0	0	0	1	6	0	0	0	0
Molina,J	.218	43	87	11	19	6	0	2	7	2	0	0	5	15	1	0	1	1
Morales,K	.229	24	48	5	11	4	0	1	7	0	0	0	0	6	0	0	4	4
Murphy,T	.318	14	22	5	7	2	0	1	2	0	0	0	0	5	1	0	0	0
Napoli,M	.185	38	65	13	12	0	0	5	9	0	0	1	15	24	0	1	1	1
Pride,C	.000	2	2	0	0	0	0	0	0	0	0	0	0	1	0	0	0	0
Quinlan,R	.326	58	138	15	45	8	0	7	19	0	1	1	6	17	0	1	5	5
Rivera,J	.351	62	134	23	47	11	0	7	27	0	1	0	7	14	0	2	3	3
Salmon,T	.298	51	104	17	31	5	1	7	15	0	0	1	15	19	0	1	2	2
Willits,R	.083	9	12	1	1	0	0	0	0	0	0	0	4	1	0	0	0	0
PITCHERS	.500	2	0	1	0	0	0	0	1	0	0	0	0	0	0	0	0	0
TOTALS	.266	1627	213	433	99	7	50	203	14	9	10	147	257	36	18	42		

PITCHER	AVG	AB	H	HR	HB	BB	SO
Bootcheck,C	.250	20	5	1	0	3	4
Bulger,J	.333	3	1	0	0	2	0
Carrasco,H	.249	173	43	4	3	13	31
Colon,B	.354	113	40	6	2	7	19
Donnelly,B	.290	100	29	4	3	19	21
Escobar,K	.258	345	89	15	2	30	60
Gregg,K	.298	131	39	5	0	13	34
Jones,G	.000	5	0	0	0	2	0
Lackey,J	.263	391	103	5	5	47	78
Moseley,D	.500	26	13	1	0	1	3
Rodriguez,F	.215	130	28	5	0	13	42
Romero,J	.211	90	19	1	0	13	13
Santana,E	.254	350	89	12	1	46	54
Saunders,J	.220	50	11	0	1	3	11
Shields,R	.207	150	31	4	0	14	45
Weaver,Jef	.326	193	63	10	1	12	32
Weaver,Jer	.250	208	52	13	0	15	49
Yan,E	.344	32	11	3	0	9	6
TOTALS	.265	2510	666	89	18	262	502



JOHN LACKEY

2006 ANGELS FIELDING STATISTICS

PITCHER

PLAYER	TEAM	T	PCT	RANK	G	GS	PO	A	E	TC	DP	TP
Bootcheck,C	LAA	R	1.000	0	7	0	0	2	0	2	1	0
Bulger,J	LAA	R	.000	0	2	0	0	0	0	0	0	0
Carrasco,H	LAA	R	.926	0	56	3	6	19	2	27	2	0
Colon,B	LAA	R	.917	0	10	10	4	7	1	12	0	0
Donnelly,B	LAA	R	.857	0	62	0	3	3	1	7	0	0
Escobar,K	LAA	R	1.000	1	30	30	7	18	0	25	2	0
Gregg,K	LAA	R	.750	0	32	3	2	4	2	8	0	0
Jones,G	LAA	R	.000	0	5	0	0	0	0	0	0	0
Lackey,J	LAA	R	1.000	1	33	33	9	26	0	35	1	0
Moseley,D	LAA	R	1.000	0	3	2	0	1	0	1	0	0
Rodriguez,F	LAA	R	1.000	0	69	0	5	5	0	10	0	0
Romero,J	LAA	L	1.000	0	65	0	7	3	0	10	1	0
Santana,E	LAA	R	.926	32	33	33	13	12	2	27	3	0
Saunders,J	LAA	L	1.000	0	13	13	1	10	0	11	3	0
Shields,R	LAA	R	.958	0	74	0	10	13	1	24	2	0
Weaver,Jef	LAA	R	.833	0	16	16	7	8	3	18	0	0
Weaver,Jer	LAA	R	.889	0	19	19	7	9	2	18	0	0
Yan,E	LAA	R	1.000	0	13	0	1	1	0	2	0	0

CATCHER

PLAYER	TEAM	T	PCT	RANK	G	GS	PO	A	E	TC	DP	TP	PB
Mathis,J	LAA	R	.970	0	20	14	92	6	3	101	1	0	1
Molina,J	LAA	R	.986	0	76	71	502	50	8	560	4	0	5
Napoli,M	LAA	R	.987	11	94	77	575	48	8	631	2	0	2

FIRST BASE

PLAYER	TEAM	T	PCT	RANK	G	GS	PO	A	E	TC	DP	TP
Alfonzo,E	LAA	R	1.000	0	2	0	0	1	0	1	0	0
Erstad,D	LAA	L	1.000	0	13	0	31	1	0	32	1	0
Kendrick,H	LAA	R	.994	0	44	42	330	29	2	361	43	0
Kotchman,C	LAA	L	1.000	0	26	22	180	15	0	195	12	0
McPherson,D	LAA	R	1.000	0	6	3	32	0	0	32	5	0
Molina,J	LAA	R	1.000	0	3	0	4	0	0	4	2	0
Morales,K	LAA	R	.989	0	56	49	424	37	5	466	40	0
Quinlan,R	LAA	R	.992	0	54	46	353	24	3	380	40	0

SECOND BASE

PLAYER	TEAM	T	PCT	RANK	G	GS	PO	A	E	TC	DP	TP
Aybar,E	LAA	R	1.000	0	3	0	1	3	0	4	0	0
Figgins,D	LAA	R	.967	0	9	7	9	20	1	30	6	0
Izturis,M	LAA	R	1.000	0	4	3	3	8	0	11	2	0
Kendrick,H	LAA	R	1.000	0	28	25	48	67	0	115	25	0
Kennedy,A	LAA	R	.984	9	133	127	205	361	9	575	76	0

THIRD BASE

PLAYER	TEAM	T	PCT	RANK	G	GS	PO	A	E	TC	DP	TP
Alfonzo,E	LAA	R	1.000	0	15	10	5	20	0	25	1	0
Figgins,D	LAA	R	.878	0	34	32	22	50	10	82	5	0
Izturis,M	LAA	R	.936	0	87	78	45	145	13	203	12	0
Kendrick,H	LAA	R	.000	0	1	1	0	0	0	0	0	0
McPherson,D	LAA	R	.954	0	31	25	13	49	3	65	4	0
Quinlan,R	LAA	R	.972	0	18	16	11	24	1	36	1	0

SHORTSTOP

PLAYER	TEAM	T	PCT	RANK	G	GS	PO	A	E	TC	DP	TP
Aybar,E	LAA	R	.897	0	19	6	13	22	4	39	6	0
Cabrera,O	LAA	R	.975	5	152	152	252	377	16	645	100	0
Figgins,D	LAA	R	1.000	0	2	0	0	1	0	1	0	0
Izturis,M	LAA	R	.957	0	10	4	9	13	1	23	7	0

OUTFIELDERS

PLAYER	TEAM	T	PCT	RANK	G	GS	PO	A	E	TC	DP	TP
Anderson,G	LAA	L	1.000	0	94	94	192	1	0	193	0	0
Erstad,D	LAA	L	1.000	0	27	25	71	1	0	72	0	0
Figgins,D	LAA	R	.982	23	112	106	265	8	5	278	3	0
Guerrero,V	LAA	R	.959	31	126	126	251	7	11	269	2	0
Murphy,T	LAA	R	1.000	0	42	16	64	2	0	66	2	0
Pride,C	LAA	R	1.000	0	11	5	12	0	0	12	0	0
Quinlan,R	LAA	R	1.000	0	16	0	13	0	0	13	0	0
Rivera,J	LAA	R	.974	0	103	99	210	13	6	229	1	0
Salmon,T	LAA	R	1.000	0	4	4	3	0	0	3	0	0
Willits,R	LAA	R	.974	0	20	11	36	1	1	38	0	0



2006 AMERICAN LEAGUE STATISTICS

PINCH HITTERS

CLUB	AVG	AB	R	H	TB	2B	3B	HR	RBI	SH	SF	HP	BB	IBB	SO	SB	CS	GI		SLG	OBP
																		DP	DP		
KANSAS CITY	.250	76	13	19	27	3	1	1	9	2	1	0	12	1	27	0	0	2	.355	.348	
TORONTO	.240	104	10	25	37	4	1	2	19	0	2	0	6	1	24	0	0	3	.356	.277	
NEW YORK	.233	90	10	21	25	4	0	0	8	1	2	3	9	0	26	2	0	2	.278	.317	
CLEVELAND	.232	82	9	19	31	4	1	2	15	3	2	0	10	2	22	0	0	0	.378	.309	
CHICAGO	.227	119	16	27	47	2	0	6	15	1	2	1	11	2	26	2	1	3	.395	.293	
TAMPA BAY	.225	71	6	16	23	4	0	1	5	1	0	1	7	1	23	0	0	0	.324	.304	
BOSTON	.224	76	15	17	23	6	0	0	10	1	0	2	13	1	22	0	0	1	.303	.352	
DETROIT	.222	72	11	16	29	3	2	2	7	1	1	0	7	0	22	0	0	1	.403	.288	
SEATTLE	.206	107	11	22	36	4	2	2	11	1	1	0	8	1	28	0	0	4	.336	.259	
TEXAS	.171	35	2	6	7	1	0	0	1	0	0	0	3	0	9	0	0	0	.200	.237	
LOS ANGELES	.171	82	13	14	34	2	3	4	8	1	1	1	16	1	28	2	0	1	.415	.310	
OAKLAND	.154	52	2	8	13	2	0	1	8	0	3	0	7	0	15	1	0	1	.250	.242	
MINNESOTA	.145	83	6	12	20	2	0	2	7	1	1	0	7	0	18	0	0	6	.241	.209	
BALTIMORE	.092	65	5	6	6	0	0	0	5	2	1	1	3	0	17	1	0	3	.092	.143	
TOTALS	.205	1114	129	228	358	41	10	23	128	15	17	9	119	10	307	8	1	27	.321	.283	

DESIGNATED HITTERS

CLUB	AVG	AB	R	H	TB	2B	3B	HR	RBI	SH	SF	HP	BB	IBB	SO	SB	CS	GI		SLG	OBP
																		DP	DP		
CLEVELAND	.296	565	114	167	339	35	1	45	137	0	3	7	104	17	136	0	0	15	.600	.409	
LOS ANGELES	.294	586	92	172	290	27	2	29	97	0	4	5	53	5	98	9	3	12	.495	.355	
TORONTO	.291	595	67	173	281	47	5	17	71	0	7	5	40	3	103	2	1	23	.472	.337	
CHICAGO	.281	556	123	156	312	30	0	42	112	0	6	8	113	12	161	3	0	9	.561	.406	
BOSTON	.278	576	112	160	342	28	2	50	131	0	5	5	122	23	117	1	0	12	.594	.405	
NEW YORK	.267	572	111	153	271	26	1	30	114	1	9	8	90	12	128	13	1	13	.474	.370	
BALTIMORE	.265	578	69	153	241	36	2	16	71	0	5	4	56	5	116	1	0	16	.417	.331	
OAKLAND	.261	563	91	147	287	17	0	41	123	1	6	6	90	3	105	0	1	16	.510	.365	
KANSAS CITY	.259	582	78	151	252	36	1	21	87	2	4	6	73	6	127	7	2	14	.433	.346	
MINNESOTA	.258	574	66	148	209	30	2	9	63	3	5	3	44	7	99	5	2	23	.364	.312	
DETROIT	.256	586	91	150	272	31	2	29	93	1	5	2	46	1	148	3	2	9	.464	.310	
TEXAS	.237	587	73	139	240	34	2	21	76	1	3	6	56	5	126	1	0	14	.409	.308	
SEATTLE	.233	575	65	134	206	21	0	17	65	1	7	6	50	5	123	5	5	10	.358	.298	
TAMPA BAY	.224	540	75	121	229	31	1	25	78	0	11	8	79	3	153	3	9	10	.424	.326	
TOTALS	.264	8035	1227	2124	3771	429	21	392	1318	10	80	79	1016	107	1740	53	26	196	.469	.350	



GARRET ANDERSON

2006 AMERICAN LEAGUE CLUB RANKINGS

CLUB BATTING

CLUB	AVG	G	AB	R	OR	H	TB	2B	3B	HR	GS	RBI	SH	SF	HP	BB	IBB	SO	GI					SLG	OBP
																			SB	CS	DP	LOB	SHO		
Minnesota	.287	162	5602	801	683	1608	2380	275	34	143	7	754	31	55	50	490	46	872	101	42	163	1143	14	425	347
New York	.285	162	5651	930	767	1608	2607	327	21	210	6	902	34	49	72	649	43	1053	139	35	139	1253	4	461	363
Toronto	.284	162	5596	809	754	1591	2590	348	27	199	7	778	16	52	63	514	31	906	65	33	166	1162	6	463	348
Cleveland	.280	162	5619	870	782	1576	2569	351	27	196	14	839	30	43	54	556	42	1204	55	23	127	1162	6	457	349
Chicago	.280	162	5657	868	794	1586	2625	291	20	236	11	839	44	57	58	502	33	1056	93	48	118	1125	6	464	342
Texas	.278	162	5659	835	784	1571	2523	357	23	183	8	799	18	50	40	505	35	1061	53	24	148	1139	7	446	338
Baltimore	.277	162	5610	768	899	1556	2376	288	20	164	1	727	40	41	73	474	35	878	121	32	145	1177	8	424	339
Los Angeles	.274	162	5609	766	732	1539	2383	309	29	159	2	737	31	53	42	486	49	914	148	57	126	1121	8	425	334
Detroit	.274	162	5642	822	675	1548	2531	294	40	203	2	785	45	36	45	430	27	1133	60	40	120	1068	8	449	329
Seattle	.272	162	5670	756	792	1540	2406	266	42	172	7	703	38	38	63	404	49	974	106	37	117	1110	15	424	325
Kansas City	.271	162	5589	757	971	1515	2296	335	37	124	1	718	52	48	64	474	32	1040	65	34	130	1144	11	411	332
Boston	.269	162	5619	820	825	1510	2445	327	16	192	4	777	22	56	66	672	56	1056	51	23	136	1301	8	435	351
Oakland	.260	162	5500	771	727	1429	2264	266	22	175	5	735	25	56	50	650	28	976	61	20	170	1187	11	412	340
Tampa Bay	.255	162	5474	689	856	1395	2298	267	33	190	2	650	35	43	47	441	23	1106	134	52	101	1038	7	420	314
TOTALS	.275		78497		11041		34293		391		77		461		787		529		1252		1906		119		339
		1134		11262		21572		4301		2546		10743		677		7247		14229		500		16130		437	

CLUB PITCHING

CLUB	W	L	ERA	G	CG	SHO	REL	SV	IP	H	R	ER	HR	HB	BB	IBB	SO	WP	BK	AVG	OPP	
																					BP	2B
Detroit	95	67	3.84	162	3	16	390	46	1448.0	1420	675	618	160	53	489	35	1003	44	2	.257		
Minnesota	96	66	3.95	162	1	6	421	40	1439.1	1490	683	632	182	36	356	25	1164	40	3	.264		
Los Angeles	89	73	4.04	162	5	12	380	50	1452.2	1410	732	652	158	50	471	27	1164	85	3	.257		
Oakland	93	69	4.21	162	5	11	444	54	1451.2	1525	727	679	162	55	529	47	1003	44	4	.272		
Toronto	87	75	4.37	162	6	6	482	42	1428.1	1447	754	694	185	59	504	56	1076	53	13	.262		
Cleveland	78	84	4.41	162	13	13	377	24	1423.1	1583	782	698	166	51	429	35	948	46	2	.282		
New York	97	65	4.41	162	5	8	489	43	1443.2	1463	767	708	170	59	496	41	1019	46	7	.262		
Texas	80	82	4.60	162	3	8	489	42	1431.1	1558	784	731	162	66	496	18	972	34	4	.278		
Seattle	78	84	4.60	162	6	6	429	47	1446.2	1500	792	739	183	53	560	50	1067	47	6	.267		
Chicago	90	72	4.61	162	5	11	398	46	1449.0	1534	794	743	200	58	433	59	1012	51	1	.271		
Boston	86	76	4.83	162	3	6	454	46	1441.1	1570	825	773	181	68	509	25	1070	52	3	.279		
Tampa Bay	61	101	4.96	162	3	7	444	33	1420.1	1600	856	782	180	63	606	39	979	70	8	.286		
Baltimore	70	92	5.35	162	5	9	472	35	1419.0	1579	899	843	216	48	613	26	1016	59	4	.284		
Kansas City	62	100	5.65	162	3	5	473	35	1426.1	1648	971	896	213	60	637	45	904	85	9	.292		
TOTALS	1162	1106	4.56	1134	66	124	6142	583	20121.0	21327	11041	10188	2518	779	7128	528	14397	756	69	.272		

CLUB FIELDING

CLUB	PCT	G	PO	A	E	TC	DP	TP	PB
Boston	.989	162	4324	1663	66	6053	174	0	24
Oakland	.986	162	4355	1626	84	6065	173	0	10
Minnesota	.986	162	4318	1647	84	6049	135	1	5
Seattle	.985	162	4340	1630	88	6058	150	0	16
Chicago	.985	162	4347	1655	90	6092	145	2	13
Texas	.984	162	4294	1748	98	6140	174	0	11
Kansas City	.984	162	4279	1658	98	6035	189	1	10
Toronto	.984	162	4285	1712	99	6096	157	0	15
Detroit	.983	162	4344	1780	106	6230	162	0	6
Baltimore	.983	162	4257	1608	102	5967	156	0	15
New York	.983	162	4331	1593	104	6028	145	0	17
Tampa Bay	.981	162	4261	1594	116	5971	156	1	8
Cleveland	.981	162	4270	1669	118	6057	165	0	7
Los Angeles	.979	162	4358	1545	124	6027	154	0	8
TOTALS	.984	1134	60363	23128	1377	84668	2235	5	165



2006 AMERICAN LEAGUE BATTING LEADERS

BATTING AVERAGE

.347	Mauer, J	MIN
.343	Jeter, D	NYN
.342	Cano, R	NYN
.330	Tejada, M	BAL
.329	Guerrero, V	LAA
.322	Suzuki, I	SEA
.321	Morneau, J	MIN
.321	Ramirez, M	BOS
.320	Guillen, C	DET
.319	Johnson, R	TOR

HOME RUNS

54	Ortiz, D	BOS
44	Dye, J	CWS
42	Hafner, T	CLE
42	Thome, J	CWS
39	Thomas, F	OAK
38	Glaus, T	TOR
37	Giambi, J	NYN
35	(04) PLAYERS TIED	
113	Konerko, P	CWS
113	Giambi, J	NYN

RUNS BATTED IN

137	Ortiz, D	BOS
130	Morneau, J	MIN
123	Ibanez, R	SEA
121	Rodriguez, A	NYN
120	Dye, J	CWS
117	Hafner, T	CLE
116	Guerrero, V	LAA
114	Thomas, F	OAK
55	Loretta, M	BOS
54	(02) PLAYERS TIED	

MULTI HIT GAMES

71	Suzuki, I	SEA
69	Young, M	TEX
65	Matthews, G	TEX
63	Jeter, D	NYN
61	Guerrero, V	LAA
59	Crawford, C	TB
56	Tejada, M	BAL
55	Sizemore, G	CLE

RUNS

134	Sizemore, G	CLE
118	Jeter, D	NYN
115	Ortiz, D	BOS
115	Damon, J	NYN
113	Rodriguez, A	NYN
110	Suzuki, I	SEA
108	Thome, J	CWS
106	Swisher, N	OAK
105	Glaus, T	TOR
103	(02) PLAYERS TIED	

HITS

224	Suzuki, I	SEA
217	Young, M	TEX
214	Tejada, M	BAL
214	Jeter, D	NYN
200	Guerrero, V	LAA
194	Matthews, G	TEX
190	Sizemore, G	CLE
190	Morneau, J	MIN
185	Wells, V	TOR
183	Crawford, C	TB

TOTAL BASES

355	Ortiz, D	BOS
349	Sizemore, G	CLE
335	Dye, J	CWS
335	Guerrero, V	LAA
331	Morneau, J	MIN
331	Wells, V	TOR
323	Teixeira, M	TEX
323	Tejada, M	BAL
323	Ibanez, R	SEA
317	Young, M	TEX

GRAND SLAMS

6	Hafner, T	CLE
5	Sexson, R	SEA
3	Crede, J	CWS
2	(11) PLAYERS TIED	

DOUBLES

53	Sizemore, G	CLE
52	Young, M	TEX
47	Lowell, M	BOS
46	Overbay, L	TOR
45	Teixeira, M	TEX
45	Cabrera, O	LAA
44	Matthews, G	TEX
42	Youkilis, K	BOS
41	(04) PLAYERS TIED	

TRIPLES

16	Crawford, C	TB
11	Sizemore, G	CLE
9	Granderson, C	DET
9	Suzuki, I	SEA
8	Lopez, J	SEA
8	Figgins, D	LAA
7	Teahen, M	KC
7	Dejesus, D	KC
7	Punto, N	MIN
6	(08) PLAYERS TIED	

STOLEN BASES

58	Crawford, C	TB
52	Figgins, D	LAA
45	Suzuki, I	SEA
45	Patterson, C	BAL
40	Podsednik, S	CWS
36	Roberts, B	BAL
34	Jeter, D	NYN
27	Cabrera, O	LAA
25	Castillo, L	MIN
25	Damon, J	NYN

HITTING STREAKS

27	Ramirez, M	BOS
07/15 - 08/12		
25	Jeter, D	NYN
08/20 - 09/16		
20	Suzuki, I	SEA
05/30 - 06/21		
20	Guerrero, V	LAA
08/13 - 09/03		
19	Punto, N	MIN
07/04 - 07/28		

WALKS

119	Ortiz, D	BOS
110	Giambi, J	NYN
107	Thome, J	CWS
100	Hafner, T	CLE
100	Ramirez, M	BOS
97	Swisher, N	OAK
91	Youkilis, K	BOS
90	Rodriguez, A	NYN
89	Teixeira, M	TEX
86	Glaus, T	TOR

ON BASE PERCENTAGE

.439	Ramirez, M	BOS
.439	Hafner, T	CLE
.429	Mauer, J	MIN
.417	Jeter, D	NYN
.416	Thome, J	CWS
.413	Giambi, J	NYN
.413	Ortiz, D	BOS
.400	Guillen, C	DET
.392	Rodriguez, A	NYN
.391	Martinez, V	CLE

SLUGGING PERCENTAGE

.659	Hafner, T	CLE
.636	Ortiz, D	BOS
.622	Dye, J	CWS
.619	Ramirez, M	BOS
.598	Thome, J	CWS
.559	Morneau, J	MIN
.558	Giambi, J	NYN
.552	Guerrero, V	LAA
.551	Konerko, P	CWS
.545	Thomas, F	OAK

EXTRA BASE HITS

92	Sizemore, G	CLE
85	Ortiz, D	BOS
79	Teixeira, M	TEX
77	Wells, V	TOR
74	Hafner, T	CLE
74	Sexson, R	SEA
74	Dye, J	CWS
72	Morneau, J	MIN
71	Ibanez, R	SEA
70	Cuddyer, M	MIN

OUTFIELD ASSISTS

13	Rivera, J	LAA
12	Monroe, C	DET
12	Johnson, R	TOR
12	Dejesus, D	KC
12	Cabrera, M	NYN
11	Ibanez, R	SEA
11	Cuddyer, M	MIN
10	Crawford, C	TB
10	Catalanott, F	TOR
10	Brown, E	KC

HOME BATTING AVG

.357	Tejada, M	BAL
.355	Ramirez, M	BOS
.354	Jeter, D	NYN
.344	Guillen, C	DET
.342	Johnson, R	TOR
.342	Guerrero, V	LAA
.339	Suzuki, I	SEA
.338	Young, M	TEX
.335	Mauer, J	MIN
.334	Morneau, J	MIN

ROAD BATTING AVG

.364	Cano, R	NYN
.359	Mauer, J	MIN
.334	Jeter, D	NYN
.330	Kendall, J	OAK
.324	Dye, J	CWS
.319	Konerko, P	CWS
.319	Guerrero, V	LAA
.313	Damon, J	NYN
.313	Martinez, V	CLE
.310	Lowell, M	BOS

RISP BATTING AVG

.412	Young, M	TEX
.381	Jeter, D	NYN
.366	Konerko, P	CWS
.360	Mauer, J	MIN
.351	Dye, J	CWS
.348	Crawford, C	TB
.344	Johjima, K	SEA
.343	Crede, J	CWS
.341	Rodriguez, I	DET
.339	Kennedy, A	LAA

DAY BATTING AVG

.388	Cano, R	NYN
.349	Castillo, L	MIN
.348	Mauer, J	MIN
.347	Tejada, M	BAL
.341	Giambi, J	NYN
.340	Kendall, J	OAK
.339	Dye, J	CWS
.337	Iguchi, T	CWS
.333	Dejesus, D	KC
.331	Johnson, R	TOR

NIGHT BATTING AVG

.358	Jeter, D	NYN
.347	Mauer, J	MIN
.340	Guerrero, V	LAA
.333	Suzuki, I	SEA
.332	Young, M	TEX
.328	Guillen, C	DET
.326	Morneau, J	MIN
.324	Matthews, G	TEX
.323	Ramirez, M	BOS
.322	Tejada, M	BAL

VS RIGHTY AVG

.363	Cano, R	NYN
.356	Mauer, J	MIN
.332	Martinez, V	CLE
.332	Guillen, C	DET
.329	Sizemore, G	CLE
.329	Tejada, M	BAL
.328	Jeter, D	NYN
.325	Morneau, J	MIN
.322	Overbay, L	TOR
.321	Thome, J	CWS

VS LEFTY AVG

.401	Guerrero, V	LAA
.390	Jeter, D	NYN
.352	Suzuki, I	SEA
.342	De Rosa, M	TEX
.340	Rodriguez, I	DET
.337	Dye, J	CWS
.335	Tejada, M	BAL
.333	Wells, V	TOR
.331	Mauer, J	MIN
.331	Punto, N	MIN

2006 AMERICAN LEAGUE BATTING LEADERS

CAUGHT STEALING

19	Podsednik,S	CWS
16	Figgins,D	LAA
11	Castillo,L	MIN
10	Kennedy,A	LAA
10	Damon,J	NYN
9	Gathright,J	KC
9	Crawford,C	TB
9	Patterson,C	BAL
9	Guillen,C	DET
8	Betancourt,Y	SEA

GROUNDED INTO DP

28	Tejada,M	BAL
27	Young,M	TEX
27	Martinez,V	CLE
25	Damon,J	TOR
25	Konerko,P	CWS
24	Mauer,J	MIN
22	Lowell,M	BOS
22	Rodriguez,A	NYN
21	Berroa,A	KC
19	(06) PLAYERS	TIED

HARDEST TO FAN (PLATE APP. PER 50)

11.8	Johjima,K	SEA
11.6	Cabrera,O	LAA
11.6	Kendall,J	OAK
11.3	Payton,J	OAK
11.3	Mauer,J	MIN
11.2	Castillo,L	MIN
11.2	Loretta,M	BOS
10.8	Betancourt,Y	SEA
10.6	Suzuki,I	SEA
10.3	Lowell,M	BOS

GAMES PLAYED

162	Teixeira,M	TEX
162	Sizemore,G	CLE
162	Young,M	TEX
162	Tejada,M	BAL
161	Suzuki,I	SEA
159	Granderson,C	DET
159	Inge,B	DET
159	Ibanez,R	SEA
158	Sexson,R	SEA
157	(04) PLAYERS	TIED

SACRIFICE BUNTS

12	Lopez,J	SEA
10	Punto,N	MIN
10	Wilson,V	DET
9	Fahey,B	BAL
9	Gathright,J	KC
9	Crawford,C	TB
9	Berroa,A	KC
9	Urbie,J	CWS
9	Castillo,L	MIN
8	(04) PLAYERS	TIED

INTENTIONAL WALKS

25	Guerrero,V	LAA
23	Ortiz,D	BOS
21	Mauer,J	MIN
21	Suzuki,I	SEA
16	Hafner,T	CLE
16	Ramirez,M	BOS
15	Ibanez,R	SEA
12	Teixeira,M	TEX
12	Giambi,J	NYN
12	Thome,J	CWS

RBI RATIO (AT BATS PER RBI)

3.9	Hafner,T	CLE
3.9	Giambi,J	NYN
4.1	Ortiz,D	BOS
4.1	Thomas,F	OAK
4.4	Ramirez,M	BOS
4.5	Dye,J	CWS
4.5	Thome,J	CWS
4.6	Morneau,J	MIN
4.7	Rodriguez,A	NYN
5.0	Posada,J	NYN

SACRIFICE FLIES

11	Youkilis,K	BOS
11	Morneau,J	MIN
11	Cabrera,O	LAA
10	Rios,A	TOR
10	Brown,E	KC
9	Gomes,J	TB
9	Wells,V	TOR
9	Konerko,P	CWS
8	(03) PLAYERS	TIED

HIT BY PITCH

21	Johnson,R	TOR
16	Giambi,J	NYN
14	Mora,M	BAL
13	Johjima,K	SEA
13	Sizemore,G	CLE
12	Dejesus,D	KC
12	Millar,K	BAL
12	Loretta,M	BOS
12	Jeter,D	NYN
12	Kendall,J	OAK

HOME RUN RATIO (AT BATS PER HOME RUN)

10.3	Ortiz,D	BOS
10.8	Hafner,T	CLE
11.7	Thome,J	CWS
11.9	Thomas,F	OAK
12.1	Giambi,J	NYN
12.3	Dye,J	CWS
12.8	Ramirez,M	BOS
14.2	Glaus,T	TOR
15.9	Swisher,N	OAK
16.2	Konerko,P	CWS

STRIKEOUTS

174	Granderson,C	DET
154	Sexson,R	SEA
153	Sizemore,G	CLE
152	Swisher,M	OAK
152	Peralta,J	CLE
147	Thome,J	CWS
139	Rodriguez,A	NYN
134	Glaus,T	TOR
130	Cuddyer,M	MIN
128	(02) PLAYERS	TIED

AT BATS

695	Suzuki,I	SEA
691	Young,M	TEX
655	Sizemore,G	CLE
648	Tejada,M	BAL
635	Loretta,M	BOS
628	Teixeira,M	TEX
626	Ibanez,R	SEA
624	Mora,M	BAL
623	Jeter,D	NYN
620	(02) PLAYERS	TIED

HARDEST TO DOUBLE UP (AT BATS PER GDP)

347.5	Suzuki,I	SEA
327.5	Sizemore,G	CLE
149.0	Granderson,C	DET
148.3	Damon,J	NYN
122.5	Thome,J	CWS
100.7	Figgins,D	LAA
82.3	Michaels,J	CLE
79.3	Iguchi,T	CWS
77.5	Matthews,G	TEX
75.0	Crawford,C	TB



ROBB QUINLAN



2006 AMERICAN LEAGUE PITCHING LEADERS

EARNED RUN AVERAGE

2.77	Santana, J	MIN
3.19	Halladay, R	TOR
3.22	Sabathia, C	CLE
3.51	Mussina, M	NY
3.56	Lackey, J	LAA
3.61	Escobar, K	LAA
3.63	Verlander, J	DET
3.63	Wang, C	NY
3.76	Bedard, E	BAL
3.83	Zito, B	OAK

SAVES

47	Rodriguez, F	LAA
41	Jenks, R	CWS
38	Ryan, B	TOR
37	Street, H	OAK
37	Jones, T	DET
36	Putz, J	SEA
36	Nathan, J	MIN
35	Papelbon, J	BOS
34	Rivera, M	NY
33	Ray, C	BAL

GAMES

83	Proctor, S	NY
75	Camp, S	TB
75	Rincon, J	MIN
74	Shields, R	LAA
72	Sherrill, G	SEA
72	Putz, J	SEA
72	Farnsworth, K	NY
70	Cotts, N	CWS
70	Calero, E	OAK
70	Villone, R	NY

WINNING PERCENTAGE

.800	Liriano, F	MIN	(12-03)
.762	Halladay, R	TOR	(16-05)
.760	Wang, C	NY	(19-06)
.760	Santana, J	MIN	(19-06)
.720	Garland, J	CWS	(18-07)
.682	Mussina, M	NY	(15-07)
.682	Schilling, C	BOS	(15-07)
.680	Rogers, K	DET	(17-08)
.667	Santana, E	LAA	(16-08)
.654	(02) PLAYERS TIED		

HOME EARNED RUN AVERAGE

2.19	Santana, J	MIN
2.88	Westbrook, J	CLE
3.02	Santana, E	LAA
3.03	Bedard, E	BAL
3.03	Wang, C	NY
3.06	Schilling, C	BOS
3.19	Mussina, M	NY
3.23	Halladay, R	TOR
3.26	Rogers, K	DET
3.31	Verlander, J	DET

DAY EARNED RUN AVERAGE

2.19	Kazmir, S	TB
2.33	Sabathia, C	CLE
2.75	Santana, J	MIN
3.09	Haren, D	OAK
3.26	Bedard, E	BAL
3.28	Mussina, M	NY
3.38	Byrd, P	CLE
3.47	Vazquez, J	CWS
3.57	Rogers, K	DET
3.63	Halladay, R	TOR

WINS

19	Wang, C	NY
19	Santana, J	MIN
18	Garland, J	CWS
17	Verlander, J	DET
17	Garcia, F	CWS
17	Johnson, R	NY
17	Rogers, K	DET
16	(06) PLAYERS TIED	
7	(07) STREAKS TIED	

GAMES STARTED

34	Bonderman, J	DET
34	Haren, D	OAK
34	Zito, B	OAK
34	Santana, J	MIN
34	Millwood, K	TEX
33	(10) PLAYERS TIED	

ININGS PITCHED

233.2	Santana, J	MIN
223.0	Haren, D	OAK
221.0	Zito, B	OAK
220.0	Halladay, R	TOR
218.0	Wang, C	NY
217.2	Lackey, J	LAA
216.1	Garcia, F	CWS
215.0	Millwood, K	TEX
214.0	Bonderman, J	DET
211.1	(02) PLAYERS TIED	

SHUTOUTS

2	Sowers, J	CLE
2	Lackey, J	LAA
2	Sabathia, C	CLE
2	Westbrook, J	CLE
1	(17) PLAYERS TIED	

ROAD EARNED RUN AVERAGE

2.90	Sabathia, C	CLE
2.97	Zito, B	OAK
3.14	Halladay, R	TOR
3.20	Lackey, J	LAA
3.35	Escobar, K	LAA
3.38	Santana, J	MIN
3.47	Robertson, N	DET
3.63	Bonderman, J	DET
3.74	Millwood, K	TEX
3.83	Mussina, M	NY

NIGHT EARNED RUN AVERAGE

2.78	Santana, J	MIN
2.99	Halladay, R	TOR
3.30	Escobar, K	LAA
3.35	Bonderman, J	DET
3.42	Robertson, N	DET
3.53	Wang, C	NY
3.58	Zito, B	OAK
3.64	Mussina, M	NY
3.72	Cabrera, D	BAL
3.76	Lackey, J	LAA

WINNING STREAKS

9	Weaver, Jer	LAA
05/27 - 08/18		
9	Contreras, J	CWS
	04/12 - 07/04	
9	Santana, J	MIN
	07/15 - 09/10	
8	Garland, J	CWS
	06/13 - 08/04	

COMPLETE GAMES

6	Sabathia, C	CLE
4	Halladay, R	TOR
3	Lackey, J	LAA
3	Benson, K	BAL
3	Westbrook, J	CLE
2	(11) PLAYERS TIED	

STRIKEOUTS

245	Santana, J	MIN
202	Bonderman, J	DET
190	Lackey, J	LAA
184	Vazquez, J	CWS
183	Schilling, C	BOS
176	Hernandez, F	SEA
176	Haren, D	OAK
172	Sabathia, C	CLE
172	Mussina, M	NY
172	Johnson, R	NY

OPP. BATTING AVERAGE AGAINST

.216	Santana, J	MIN
.241	Santana, E	LAA
.241	Mussina, M	NY
.245	Beckett, J	BOS
.246	Lackey, J	LAA
.247	Sabathia, C	CLE
.250	Johnson, R	NY
.251	Halladay, R	TOR
.253	Rogers, K	DET
.254	Lilly, T	TOR

2006 AMERICAN LEAGUE PITCHING LEADERS

HITS ALLOWED

247	Buehrle,M	CWS
247	Garland,J	CWS
247	Westbrook,J	CLE
246	Silva,C	MIN
241	Blanton,J	OAK
234	Lopez,R	BAL
233	Wang,C	NYI
232	Byrd,P	CLE
228	Garcia,F	CWS
228	Millwood,K	TEX

WILD PITCHES

17	Cabrera,D	BAL
16	Contreras,J	CWS
16	Lackey,J	LAA
12	Redman,M	KC
11	Hernandez,F	SEA
11	Burgos,A	KC
11	Beckett,J	BOS
10	Haren,D	OAK
10	Santana,E	LAA
10	Rodriguez,F	LAA

BALKS

4	Lilly,T	TOR
3	Burgos,A	KC
2	(12) PLAYERS	TIED

GAMES FINISHED

61	Nathan,J	MIN
59	Rivera,M	NYI
58	Jenks,R	CWS
58	Rodriguez,F	LAA
57	Putz,J	SEA
57	Ryan,B	TOR
56	Ray,C	BAL
56	Jones,T	DET
55	Street,H	OAK
49	Papelbon,J	BOS

LOSSES

18	Lopez,R	BAL
15	Silva,C	MIN
14	Hernandez,F	SEA
14	Washburn,J	SEA
14	Escobar,K	LAA
13	Haren,D	OAK
13	Robertson,N	DET
13	Buehrle,M	CWS
13	Pineiro,J	SEA
13	Lilly,T	TOR

HITS BATSMEN

17	Padilla,V	TEX
15	Vazquez,J	CWS
13	Zito,B	OAK
12	Fossum,C	TB
11	Santana,E	LAA
10	(06) PLAYERS	TIED

WALKS

104	Cabrera,D	BAL
99	Zito,B	OAK
84	Meche,G	SEA
81	Lilly,T	TOR
74	Beckett,J	BOS
72	Lackey,J	LAA
70	Santana,E	LAA
70	Padilla,V	TEX
69	Bedard,E	BAL
68	McClung,S	TB

HOME RUNS

38	Silva,C	MIN
36	Beckett,J	BOS
36	Buehrle,M	CWS
33	Benson,K	BAL
32	Lopez,R	BAL
32	Garcia,F	CWS
31	Haren,D	OAK
29	Lee,C	CLE
29	Robertson,N	DET
28	(04) PLAYERS	TIED

EARNED RUNS

124	Lopez,R	BAL
119	Silva,C	MIN
117	Pineiro,J	SEA
114	Beckett,J	BOS
114	Johnson,R	NYI
113	Buehrle,M	CWS
109	Vazquez,J	CWS
109	Garcia,F	CWS
108	Millwood,K	TEX
106	(02) PLAYERS	TIED

RUNS ALLOWED

130	Silva,C	MIN
129	Lopez,R	BAL
125	Johnson,R	NYI
124	Buehrle,M	CWS
123	Pineiro,J	SEA
120	Beckett,J	BOS
120	Byrd,P	CLE
116	Vazquez,J	CWS
116	Garcia,F	CWS
114	(02) PLAYERS	TIED

FEWEST WALKS PER 9 INNINGS

1.2	Schilling,C	BOS
1.4	Halladay,R	TOR
1.6	Mussina,M	NYI
1.6	Silva,C	MIN
1.7	Garland,J	CWS
1.8	Radke,B	MIN
1.8	Santana,J	MIN
1.8	Haren,D	OAK
1.9	Byrd,P	CLE
2.0	Garcia,F	CWS

STRIKEOUTS PER 9 INNINGS

9.4	Santana,J	MIN
8.5	Bonderman,J	DET
8.3	Hernandez,F	SEA
8.2	Vazquez,J	CWS
8.1	Schilling,C	BOS
8.0	Sabathia,C	CLE
7.9	Lilly,T	TOR
7.9	Lackey,J	LAA
7.8	Mussina,M	NYI
7.8	Bedard,E	BAL

OPP. BATTING AVG AGAINST

.216	Santana,J	MIN
.241	Santana,E	LAA
.241	Mussina,M	NYI
.245	Beckett,J	BOS
.246	Lackey,J	LAA
.247	Sabathia,C	CLE
.250	Johnson,R	NYI
.251	Halladay,R	TOR
.253	Rogers,K	DET
.254	Lilly,T	TOR

CASE CLOSED

Most Saves in a Single Month by Angel Pitchers

Player	Month/Yr.	Saves
Rodriguez, Francisco	Aug, 2006	12
Rodriguez, Francisco	Sept, 2005	12
Harvey, Bryan	Sept, 1991	12
Percival, Troy	June, 1998	11
Percival, Troy	June, 2002	11
Rodriguez, Francisco	July, 2005	11
Smith, Lee	May, 1995	10
Percival, Troy	May, 1999	10



2006 NATIONAL LEAGUE RANKINGS

CLUB BATTING

CLUB	AVG	G	AB	R	OR	H	TB	2B	3B	HR	GS	RBI	SH	SF	HP	BB	IBB	SO	SB	CS	DP	GI			
																						LOB	SHO	SLG	OBP
LOS ANGELES	.276	162	5628	820	751	1552	2434	307	58	153	5	787	66	48	51	601	61	959	128	49	140	1223	9	432	.348
ATLANTA	.270	162	5583	849	805	1550	2540	312	26	222	4	818	78	44	52	526	48	1169	52	35	131	1105	4	455	.337
COLORADO	.270	162	5562	813	812	1504	2408	325	54	157	4	761	119	45	60	561	64	1108	85	50	119	1174	12	433	.341
ST. LOUIS	.269	161	5522	781	762	1484	2382	292	27	184	4	745	71	40	61	531	70	922	59	32	129	1158	8	431	.337
CHICAGO	.268	162	5587	716	834	1496	2357	271	46	166	4	677	84	37	43	395	24	928	121	49	135	1082	15	422	.319
PHILADELPHIA	.267	162	5687	865	812	1518	2542	294	41	216	5	823	57	44	95	626	67	1203	92	25	115	1275	3	447	.347
ARIZONA	.267	162	5645	773	788	1506	2393	331	38	160	3	743	61	53	67	504	47	965	76	30	136	1166	7	424	.331
NEW YORK	.264	162	5558	834	731	1469	2474	323	41	200	10	800	77	47	62	547	63	1071	146	35	114	1115	9	445	.334
FLORIDA	.264	162	5502	758	772	1454	2393	309	42	182	1	713	76	42	74	497	55	1249	110	58	109	1126	7	435	.331
PITTSBURGH	.263	162	5558	691	797	1462	2205	286	17	141	3	656	62	49	89	459	49	1200	68	23	153	1175	11	397	.327
SAN DIEGO	.263	162	5576	731	679	1465	2322	298	38	161	2	698	59	47	40	564	37	1104	123	31	127	1188	7	416	.332
WASHINGTON	.262	162	5495	746	872	1437	2295	322	22	164	2	695	76	49	69	594	66	1156	123	62	118	1194	8	418	.338
SAN FRANCISCO	.259	161	5472	746	790	1418	2308	297	52	163	2	711	80	37	53	494	76	891	58	25	136	1092	6	422	.324
MILWAUKEE	.258	162	5433	730	833	1400	2281	301	20	180	0	695	58	53	82	502	48	1233	71	37	133	1108	8	420	.327
CINCINNATI	.257	162	5515	749	801	1419	2385	291	12	217	4	718	66	38	59	614	52	1192	124	33	122	1196	14	432	.336
HOUSTON	.255	162	5521	735	719	1407	2258	275	27	174	2	708	100	46	73	585	54	1076	79	36	122	1191	13	409	.332
TOTALS	.265		88844	12558		37977		561		55		1190		30		881		1515		2039		141		.334	
		1295	12337		23501		4834		2840		11748		719		8600		17426		610		18568		.427		

CLUB PITCHING

CLUB	W	L	ERA	G	CG	SHO	REL	SV	IP	H	R	ER	HR	HB	BB	IBB	SO	WP	BK	AVG	OPP
HOUSTON	82	80	4.08	162	5	12	497	42	1468.2	1425	719	666	182	54	480	65	1160	44	2	.256	
NEW YORK	97	65	4.14	162	5	12	474	43	1461.1	1402	731	673	180	62	527	39	1161	37	5	.253	
LOS ANGELES	88	74	4.23	162	1	10	454	40	1460.1	1524	751	686	152	41	492	40	1068	54	8	.269	
FLORIDA	78	84	4.37	162	6	6	438	41	1433.1	1465	772	696	166	74	622	58	1088	47	4	.267	
ARIZONA	76	86	4.48	162	8	9	461	34	1459.2	1503	788	727	168	61	536	44	1115	53	4	.267	
CINCINNATI	80	82	4.51	162	9	10	476	36	1445.2	1576	801	725	213	60	464	55	1053	40	9	.278	
PITTSBURGH	67	95	4.52	162	2	10	505	39	1435.0	1545	797	720	156	70	620	62	1060	61	6	.281	
ST. LOUIS	83	78	4.54	161	6	9	469	38	1429.2	1475	762	721	193	80	504	35	970	35	3	.268	
ATLANTA	79	83	4.60	162	6	6	522	38	1441.1	1529	805	736	183	55	572	69	1049	39	2	.273	
PHILADELPHIA	85	77	4.60	162	4	6	500	42	1460.1	1561	812	747	211	62	512	63	1138	58	4	.275	
SAN FRANCISCO	76	85	4.63	161	7	9	438	37	1429.2	1422	790	735	153	70	584	37	992	50	7	.261	
COLORADO	76	86	4.66	162	5	8	499	34	1447.1	1549	812	749	155	66	553	81	952	43	2	.277	
CHICAGO	66	96	4.74	162	2	7	542	29	1439.0	1396	834	758	210	67	687	44	1250	68	4	.255	
MILWAUKEE	75	87	4.82	162	7	8	427	43	1425.2	1454	833	763	177	74	514	34	1145	57	2	.265	
WASHINGTON	71	91	5.03	162	1	3	517	32	1436.1	1535	872	803	193	92	584	93	960	47	10	.274	
TOTALS	1267	1323	4.49	1295	78	136	7694	618	23137.0	23746	12558	11534	2868	38	8719	882	17258	767	76	.267	

CLUB FIELDING

CLUB	PCT	G	PO	A	E	TC	DP	TP	PB
HOUSTON	.987	162	4406	1753	80	6239	164	0	7
COLORADO	.985	162	4342	1816	91	6249	190	0	8
SAN DIEGO	.985	162	4391	1596	92	6079	138	0	11
SAN FRANCISCO	.985	161	4289	1581	91	5961	132	0	5
ST. LOUIS	.984	161	4289	1782	98	6169	170	0	8
ATLANTA	.984	162	4324	1608	99	6031	146	0	8
ARIZONA	.983	162	4379	1776	104	6259	172	0	11
PITTSBURGH	.983	162	4305	1790	104	6199	168	0	16
PHILADELPHIA	.983	162	4381	1685	104	6170	153	0	11
NEW YORK	.983	162	4384	1638	104	6126	131	0	10
CHICAGO	.982	162	4317	1480	106	5903	122	0	12
LOS ANGELES	.982	162	4381	1797	115	6293	174	0	7
MILWAUKEE	.980	162	4277	1582	117	5976	126	0	3
FLORIDA	.979	162	4300	1588	126	6014	166	0	14
CINCINNATI	.979	162	4337	1599	128	6064	139	0	9
WASHINGTON	.978	162	4309	1501	131	5941	123	0	11
TOTALS	.983	1295	69411	26572	1690	97673	2414	0	151

2006 NATIONAL LEAGUE BATTING LEADERS

BATTING AVERAGE

.344	Sanchez,F	PIT
.339	Cabrera,M	FLA
.331	Pujols,A	STL
.329	Atkins,G	COL
.326	Holliday,M	COL
.318	LoDuca,P	NY
.315	Berkman,L	HOU
.313	Howard,R	PHI
.311	Wright,D	NY
.309	Utley,C	PHI

HOME RUNS

58	Howard,R	PHI
49	Pujols,A	STL
46	Soriano,A	WSH
45	Berkman,L	HOU
41	Beltran,C	NY
41	Jones,A	ATL
40	Dunn,A	CIN
38	Ramirez,A	CHI
38	Delgado,C	NY
35	(02) PLAYERS TIED	

RUNS BATTED IN

149	Howard,R	PHI
137	Pujols,A	STL
136	Berkman,L	HOU
129	Jones,A	ATL
120	Atkins,G	COL
119	Ramirez,A	CHI
116	Wright,D	NY
116	Beltran,C	NY
114	(03) PLAYERS TIED	
55	Ramirez,H	FLA

MULTI HIT GAMES

64	Utley,C	PHI
64	Pierre,J	CHI
63	Cabrera,M	FLA
62	Furcal,R	LA
60	Sanchez,F	PIT
58	Howard,R	PHI
58	Holliday,M	COL
57	Rollins,J	PHI
56	Reyes,J	NY

RUNS

131	Utley,C	PHI
127	Rollins,J	PHI
127	Beltran,C	NY
122	Reyes,J	NY
119	Ramirez,H	FLA
119	Pujols,A	STL
119	Soriano,A	WSH
119	Holliday,M	COL
117	Atkins,G	COL
113	Furcal,R	LA

HITS

204	Pierre,J	CHI
203	Utley,C	PHI
200	Sanchez,F	PIT
198	Atkins,G	COL
196	Holliday,M	COL
196	Furcal,R	LA
195	Cabrera,M	FLA
194	Reyes,J	NY
191	Rollins,J	PHI
185	Ramirez,H	FLA

TOTAL BASES

383	Howard,R	PHI
362	Soriano,A	WSH
359	Pujols,A	STL
353	Holliday,M	COL
347	Utley,C	PHI
335	Atkins,G	COL
333	Berkman,L	HOU
333	Ramirez,A	CHI
329	Rollins,J	PHI
327	Cabrera,M	FLA

GRAND SLAMS

3	Beltran,C	NY
2	McCann,B	ATL
2	Wright,D	NY
2	Tracy,C	ARI
2	Bautista,J	PIT
2	Barrett,M	CHI
2	Garciaparr,N	LA
2	Valentin,J	NY
1	(38) PLAYERS TIED	

DOUBLES

53	Sanchez,F	PIT
52	Gonzalez,L	ARI
50	Cabrera,M	FLA
48	Atkins,G	COL
48	Rolen,S	STL
47	Zimmerman,R	WSH
46	Ramirez,H	FLA
46	Johnson,N	WSH
45	Holliday,M	COL
45	Rollins,J	PHI

TRIPLES

17	Reyes,J	NY
13	Pierre,J	CHI
13	Roberts,D	SD
12	Lofton,K	LA
12	Finley,S	SF
11	Ramirez,H	FLA
10	Sullivan,C	COL
10	Vizquel,O	SF
9	(04) PLAYERS TIED	

STOLEN BASES

64	Reyes,J	NY
58	Pierre,J	CHI
51	Ramirez,H	FLA
49	Roberts,D	SD
44	Lopez,F	WSH
41	Soriano,A	WSH
37	Furcal,R	LA
37	Freel,R	CIN
36	Rollins,J	PHI
33	Taveras,W	HOU

HITTING STREAKS

35	Utley,C	PHI
06/23 - 08/03		
30	Taveras,W	HOU
07/27 - 08/27		
23	Renteria,E	ATL
0 4/03 - 05/09		
22	Garciaparr,N	LA
06/16 - 07/13		
20	Jones,C	ATL
06/24 - 07/21		

WALKS

115	Bonds,B	SF
112	Dunn,A	CIN
110	Johnson,N	WSH
108	Howard,R	PHI
104	Giles,B	SD
102	Bay,J	PIT
101	Ensberrg,M	HOU
98	Burrell,P	PHI
98	Berkman,L	HOU
95	Beltran,C	NY

ON BASE PERCENTAGE

.454	Bonds,B	SF
.431	Pujols,A	STL
.430	Cabrera,M	FLA
.428	Johnson,N	WSH
.425	Howard,R	PHI
.420	Berkman,L	HOU
.409	Atkins,G	COL
.404	Helton,T	COL
.396	Bay,J	PIT
.393	Drew,J	LA

SLUGGING PERCENTAGE

.671	Pujols,A	STL
.659	Howard,R	PHI
.621	Berkman,L	HOU
.594	Beltran,C	NY
.586	Holliday,M	COL
.568	Cabrera,M	FLA
.561	LaRoche,A	ATL
.561	Ramirez,A	CHI
.560	Soriano,A	WSH
.556	Atkins,G	COL

EXTRA BASE HITS

89	Soriano,A	WSH
84	Howard,R	PHI
84	Holliday,M	COL
83	Pujols,A	STL
80	Beltran,C	NY
80	Ramirez,A	CHI
79	Rollins,J	PHI
78	Atkins,G	COL
78	Cabrera,M	FLA
78	Hall,B	MIL

OUTFIELD ASSISTS

22	Soriano,A	WSH
16	Hawpe,B	COL
13	Francoeur,J	ATL
13	Beltran,C	NY
12	Freel,R	CIN
11	Victorino,S	PHI
10	Bay,J	PIT
9	Taveras,W	HOU
9	Chavez,E	NY
8	(06) PLAYERS TIED	

HOME BATTING AVG

.388	Sanchez,F	PIT
.375	Carroll,J	COL
.373	Holliday,M	COL
.355	Cabrera,M	FLA
.346	Atkins,G	COL
.345	Pujols,A	STL
.338	Helton,T	COL
.335	Berkman,L	HOU
.333	Furcal,R	LA
.330	Murton,M	CHI

ROAD BATTING AVG

.323	Cabrera,M	FLA
.322	Lofton,K	LA
.319	Barfield,J	SD
.318	LoDuca,P	NY
.318	Howard,R	PHI
.317	Pujols,A	STL
.317	Beltran,C	NY
.313	Atkins,G	COL
.313	Taveras,W	HOU
.311	Gonzalez,A	SD

RISP BATTING AVG

.397	Pujols,A	STL
.386	Sanchez,F	PIT
.382	Berkman,L	HOU
.378	Cabrera,M	FLA
.368	Garciaparr,N	LA
.365	Wright,D	NY
.347	Helton,T	COL
.346	Furcal,R	LA
.341	Atkins,G	COL
.336	Reyes,J	NY

DAY BATTING AVG

.380	LoDuca,P	NY
.371	Sanchez,F	PIT
.368	Pujols,A	STL
.357	Lofton,K	LA
.348	Renteria,E	ATL
.342	Cabrera,M	FLA
.333	Wright,D	NY
.322	Howard,R	PHI
.319	Soriano,A	WSH
.318	Holliday,M	COL

NIGHT BATTING AVG

.337	Cabrera,M	FLA
.333	Atkins,G	COL
.329	Sanchez,F	PIT
.328	Holliday,M	COL
.324	Berkman,L	HOU
.321	Murton,M	CHI
.316	Helton,T	COL
.313	Pujols,A	STL
.312	LaRoche,A	ATL
.311	Vizquel,O	SF

VS RIGHT AVG

.344	Cabrera,M	FLA
.335	Berkman,L	HOU
.331	Howard,R	PHI
.329	Pujols,A	STL
.327	Atkins,G	COL
.325	Holliday,M	COL
.321	Wright,D	NY
.319	Lofton,K	LA
.316	Sanchez,F	PIT
.312	Utley,C	PHI

VS LEFT AVG

.442	Sanchez,F	PIT
.359	Carroll,J	COL
.341	Durham,R	SF
.341	Garciaparr,N	LA
.341	Atkins,G	COL
.340	Vizquel,O	SF
.338	Hudson,O	ARI
.336	Nady,X	PIT
.336	Pujols,A	STL
.336	(02) PLAYERS TIED	



2006 NATIONAL LEAGUE BATTING LEADERS

CAUGHT STEALING

20	Pierre,J	CHI
17	Reyes,J	NY
17	Soriano,A	WSH
15	Ramirez,H	FLA
13	Furcal,R	LA
12	Amezaga,A	FLA
12	Lopez,F	WSH
12	Carroll,J	COL
11	Freel,R	CIN
9	(03) PLAYERS	TIED

SACRIFICE BUNTS

20	Oswalt,R	HOU
19	Sullivan,C	COL
19	Barnes,C	COL
18	Smoltz,J	ATL
15	Cedeno,R	CHI
15	Fogg,J	COL
14	Hudson,T	ATL
14	Morris,M	SF
13	(03) PLAYERS	TIED

SACRIFICE FLIES

10	Delgado,C	NY
9	Bay,J	PIT
9	Sanchez,F	PIT
9	Jones,A	ATL
8	Fielder,P	MIL
8	Wright,D	NY
8	Ugla,D	FLA
8	Berkman,L	HOU
8	Estrada,J	ARI
8	Rolen,S	STL

STRIKEOUTS

194	Dunn,A	CIN
181	Howard,R	PHI
162	Hall,B	MIL
160	Soriano,A	WSH
156	Bay,J	PIT
142	Cameron,M	SD
135	Kearns,A	WSH
132	Francoeur,J	ATL
132	Utley,C	PHI
131	Burrell,P	PHI

GROUNDING INTO DP

24	Atkins,G	COL
24	Gonzalez,A	SD
22	Holliday,M	COL
22	Castillo,J	PIT
21	Ausmus,B	HOU
20	Pujols,A	STL
20	Wilson,P	STL
19	Phillips,B	CIN
18	(06) PLAYERS	TIED

INTENTIONAL WALKS

38	Bonds,B	SF
37	Howard,R	PHI
28	Pujols,A	STL
27	Cabrera,M	FLA
22	Berkman,L	HOU
16	Soriano,A	WSH
15	Johnson,N	WSH
15	Helton,T	COL
13	Wright,D	NY
12	Dunn,A	CIN

HIT BY PITCH

19	Weeks Jr,R	MIL
18	Rowand,A	PHI
16	Bautista,J	PIT
15	Holliday,M	COL
15	Eckstein,D	STL
14	Burke,C	HOU
14	Utley,C	PHI
14	Victorino,S	PHI
14	Clark,B	MIL
13	(03) PLAYERS	TIED

AT BATS

699	Pierre,J	CHI
689	Rollins,J	PHI
658	Utley,C	PHI
654	Furcal,R	LA
651	Francoeur,J	ATL
647	Reyes,J	NY
647	Soriano,A	WSH
633	Ramirez,H	FLA
617	Lopez,F	WSH
614	Zimmerman,R	WSH

HARDEST TO FAN

(PLATE APP. PER SO)

19.7	Pierre,J	CHI
17.4	Garciparr,N	LA
14.5	Lo Duca,P	NY
13.5	Eckstein,D	STL
13.3	Walker,T	SD
13.1	Hatteberg,S	CIN
12.9	Vizquel,O	SF
12.7	Pujols,A	STL
12.4	Lofton,K	LA
12.2	Sanchez,F	PIT

RBI RATIO

(AT BATS PER RBI)

3.9	Howard,R	PHI
3.9	Pujols,A	STL
3.9	Berkman,L	HOU
4.4	Jones,A	ATL
4.4	Beltran,C	NY
4.6	Delgado,C	NY
4.9	Burrell,P	PHI
4.9	Drew,J	LA
5.0	Ramirez,A	CHI
5.0	Atkins,G	COL

HOME RUN RATIO

(AT BAT PER HOME RUN)

10.0	Howard,R	PHI
10.9	Pujols,A	STL
11.9	Berkman,L	HOU
12.4	Beltran,C	NY
13.8	Jones,A	ATL
13.8	Delgado,C	NY
14.0	Dunn,A	CIN
14.1	Soriano,A	WSH
15.3	Hall,B	MIL
15.4	LaRoche,A	ATL

HARDEST TO DOUBLE UP

(AT BATS PER GDP)

239.0	Barnes,C	COL
215.7	Soriano,A	WSH
123.5	Drew,J	LA
122.2	Ugla,D	FLA
116.5	Pierre,J	CHI
107.8	Reyes,J	NY
102.8	Everett,A	HOU
99.8	Roberts,D	SD
93.4	Furcal,R	LA
90.8	Freel,R	CIN

GAMES PLAYED

162	Francoeur,J	ATL
162	Pierre,J	CHI
160	Utley,C	PHI
160	Dunn,A	CIN
160	Feliz,P	SF
159	Howard,R	PHI
159	Bay,J	PIT
159	Soriano,A	WSH
159	Furcal,R	LA
158	(04) PLAYERS	TIED

2006 NATIONAL LEAGUE PITCHING LEADERS

EARNED RUN AVERAGE

2.98	Oswalt,R	HOU
3.09	Carpenter,C	STL
3.10	Webb,B	ARI
3.29	Arroyo,B	CIN
3.41	Zambrano,C	CHI
3.46	Young,C	SD
3.49	Smoltz,J	ATL
3.59	Schmidt,J	SF
3.63	Lowe,D	LA
3.71	Hensley,C	SD

SAVES

46	Hoffman,T	SD
40	Wagner,B	NY
36	Borowski,J	FLA
34	Gordon,T	PHI
33	Isringhaus,J	STL
32	Lidge,B	HOU
30	Fuentes,B	COL
29	Cordero,C	WSH
24	(04) PLAYERS TIED	

GAMES

94	Torres,S	PIT
95	Capps,M	PIT
85	Rauch,J	WSH
84	Howry,B	CHI
82	Stanton,M	SF
81	Qualls,C	HOU
81	Geary,G	PHI
81	Coffey,T	CIN
79	Mesa,J	COL
78	(02) PLAYERS TIED	

WINNING PERCENTAGE

.733	James,C	ATL	(11-04)
.706	Williams,W	SD	(12-05)
.696	Zambrano,C	CHI	(16-07)
.688	Young,C	SD	(11-05)
.682	Glavine,T	NY	(15-07)
.667	Webb,B	ARI	(16-08)
.667	Lowe,D	LA	(16-08)
.652	Oswalt,R	HOU	(15-08)
.652	Carpenter,C	STL	(15-08)
.652	Trachsel,S	NY	(15-08)

HOME EARNED RUN AVERAGE

1.81	Carpenter,C	STL
2.60	Arroyo,B	CIN
2.78	Oswalt,R	HOU
2.88	Glavine,T	NY
2.92	Smoltz,J	ATL
2.95	Webb,B	ARI
3.10	Hensley,C	SD
3.18	Johnson,J	FLA
3.18	Suppan,J	STL
3.18	Lowe,D	LA

DAY EARNED RUN AVERAGE

1.66	Oswalt,R	HOU
2.37	Willis,D	FLA
2.40	Carpenter,C	STL
3.00	Myers,B	PHI
3.11	Batista,M	ARI
3.12	Jennings,J	COL
3.36	Suppan,J	STL
3.38	Buchholz,T	HOU
3.61	Cain,M	SF
3.63	Lowe,D	LA

WINS

16	Webb,B	ARI
16	Harang,A	CIN
16	Zambrano,C	CHI
16	Penny,B	LA
16	Smoltz,J	ATL
16	Lowe,D	LA
15	(05) PLAYERS TIED	

GAMES STARTED

35	Harang,A	CIN
35	Hudson,T	ATL
35	Arroyo,B	CIN
35	Smoltz,J	ATL
35	Pettitte,A	HOU
34	(07) PLAYERS TIED	

INNINGS PITCHED

240.2	Arroyo,B	CIN
235.0	Webb,B	ARI
234.1	Harang,A	CIN
232.0	Smoltz,J	ATL
223.1	Willis,D	FLA
221.2	Carpenter,C	STL
221.1	Capuano,C	MIL
220.2	Oswalt,R	HOU
218.1	Hudson,T	ATL
218.0	Lowe,D	LA

SHUTOUTS

3	Webb,B	ARI
3	Carpenter,C	STL
2	Bush,D	MIL
2	Capuano,C	MIL
2	Jennings,J	COL
2	Harang,A	CIN
1	(24) PLAYERS TIED	

ROAD EARNED RUN AVERAGE

2.41	Young,C	SD
2.97	Zambrano,C	CHI
2.98	Harang,A	CIN
3.20	Oswalt,R	HOU
3.24	Webb,B	ARI
3.30	Willis,D	FLA
3.70	Olsen,S	FLA
3.75	Schmidt,J	SF
3.77	Batista,M	ARI
3.94	Snell,I	PIT

NIGHT EARNED RUN AVERAGE

2.51	Zambrano,C	CHI
2.52	Arroyo,B	CIN
2.73	Webb,B	ARI
3.02	Schmidt,J	SF
3.24	Peavy,J	SD
3.26	Johnson,J	FLA
3.33	Olsen,S	FLA
3.35	Oswalt,R	HOU
3.41	Carpenter,C	STL
3.43	Smoltz,J	ATL

WINNING STREAKS

9	Zambrano,C	CHI
	06/05 - 07/30	
9	Glavine,T	NY
	04/29 - 06/23	
8	Capps,M	PIT
	06/11 - 10/01	
8	Webb,B	ARI
	04/14 - 05/26	
7	(04) STREAKS TIED	

COMPLETE GAMES

6	Harang,A	CIN
5	Webb,B	ARI
5	Carpenter,C	STL
4	Willis,D	FLA
3	(07) PLAYERS TIED	

STRIKEOUTS

216	Harang,A	CIN
215	Peavy,J	SD
211	Smoltz,J	ATL
210	Zambrano,C	CHI
189	Myers,B	PHI
184	Arroyo,B	CIN
184	Carpenter,C	STL
180	Schmidt,J	SF
179	Cain,M	SF
178	(02) PLAYERS TIED	

OPP. BATTING AVERAGE AGAINST

.206	Young,C	SD
.208	Zambrano,C	CHI
.222	Cain,M	SF
.235	Carpenter,C	STL
.238	Schmidt,J	SF
.239	Olsen,S	FLA
.242	Peavy,J	SD
.243	Arroyo,B	CIN
.246	Webb,B	ARI
.250	Francis,J	COL



2006 NATIONAL LEAGUE PITCHING LEADERS

HITS ALLOWED

255	Duke,Z	PIT
246	Hernandez,L	ARI
242	Harang,A	CIN
242	Cook,A	COL
238	Pettitte,A	HOU
235	Hudson,T	ATL
234	Willis,D	FLA
231	Batista,M	ARI
230	Ortiz,R	WSH
229	Capuano,C	MIL

WILD PITCHES

14	Batista,M	ARI
12	Madson,R	PHI
11	Lidge,B	HOU
11	Schmidt,J	SF
10	Jennings,J	COL
9	Cain,M	SF
9	Zambrano,C	CHI
9	Julio,J	ARI
9	Vargas,C	ARI
8	(07) PLAYERS	TIED

BALKS

3	Ramirez,E	CIN
3	Hernandez,O	NY
3	Morris,M	SF
3	Ortiz,R	WSH
2	Rodriguez,F	WSH
2	Meredith,C	SD
2	Cain,M	SF
2	Webb,B	ARI
2	Lowe,D	LA
2	White,R	PHI

GAMES FINISHED

64	Dempster,R	CHI
60	Borowski,J	FLA
59	Cordero,C	WSH
59	Wagner,B	NY
58	Fuentes,B	COL
53	Gordon,T	PHI
52	Lidge,B	HOU
51	Isringhaus,J	STL
50	Hoffman,T	SD
49	Turnbow,D	MIL

LOSSES

16	Marquis,J	STL
16	Ortiz,R	WSH
15	Duke,Z	PIT
15	Cook,A	COL
15	Morris,M	SF
14	Peavy,J	SD
14	Maddux,G	LA
13	(04) PLAYERS	TIED
29	Hernandez,L	ARI
28	(02) PLAYERS	TIED

HITS BATS MAN

19	Willis,D	FLA
18	Bush,D	MIL
18	Ortiz,R	WSH
16	Marquis,J	STL
14	Morris,M	SF
13	Francis,J	COL
13	Armas,T	WSH
12	Maholm,P	PIT
12	Hernandez,O	NY
11	Cruz,J	ARI

WALKS

115	Zambrano,C	CHI
102	Davis,D	MIL
87	Cain,M	SF
85	Jennings,J	COL
84	Batista,M	ARI
83	Willis,D	FLA
81	Maholm,P	PIT
80	Schmidt,J	SF
79	Hudson,T	ATL
78	(02) PLAYERS	TIED

HOME RUNS

35	Marquis,J	STL
31	Ortiz,R	WSH
31	Arroyo,B	CIN
30	Sosa,J	STL
29	Snell,I	PIT
29	Capuano,C	MIL
29	Myers,B	PHI
29	Milton,E	CIN
2.2	Harang,A	CIN
2.3	Lowe,D	LA

EARNED RUNS

130	Marquis,J	STL
118	Hudson,T	ATL
118	Ortiz,R	WSH
116	Hernandez,L	ARI
115	Morris,M	SF
111	Davis,D	MIL
107	Duke,Z	PIT
105	Fogg,J	COL
105	Batista,M	ARI
103	Bush,D	MIL

RUNS ALLOWED

136	Marquis,J	STL
129	Hudson,T	ATL
127	Ortiz,R	WSH
125	Hernandez,L	ARI
123	Morris,M	SF
118	Davis,D	MIL
116	Duke,Z	PIT
116	Batista,M	ARI
115	Fogg,J	COL
114	Pettitte,A	HOU

FEWEST WALKS PER 9 INNINGS

1.3	Lieber,J	PHI
1.5	Oswalt,R	HOU
1.6	Maddux,G	LA
1.6	Bush,D	MIL
1.7	Carpenter,C	STL
1.9	Capuano,C	MIL
1.9	Webb,B	ARI
2.1	Smoltz,J	ATL

STRIKEOUTS PER 9 INNINGS

9.6	Peavy,J	SD
9.1	Hernandez,O	NY
8.8	Zambrano,C	CHI
8.6	Myers,B	PHI
8.4	Cain,M	SF
8.3	Harang,A	CIN
8.3	Olsen,S	FLA
8.2	Young,C	SD
8.2	Smoltz,J	ATL
8.2	Snell,I	PIT

OPP. BATTING AVG AGAINST

.206	Young,C	SD
.208	Zambrano,C	CHI
.222	Cain,M	SF
.235	Carpenter,C	STL
.238	Schmidt,J	SF
.239	Olsen,S	FLA
.242	Peavy,J	SD
.243	Arroyo,B	CIN
.246	Webb,B	ARI
.250	Francis,J	COL



CLUB RECORDS

ANGELS RECORDS

(Editor's Note: All Records Exclusive of 1981, 1994 & 1995 Seasons Unless Otherwise Noted)

CLUB GENERAL

Most Games Played	163	1974 & 1969
Most Games Won	99	2002
Fewest Games Won	65	1980
Most Games Won, Home	54	2002
Fewest Games Won, Home	30	1980
Most Games Won, Road	47	2004
Fewest Games Won, Road	24	1961
Best Record, Home	54-27	2002
Best Record, Road	47-34	2004
Highest Won-Lost Pct.	.611 (99-63)	2002
Lowest Won-Lost Pct.	.406 (65-95)	1980
Most Games Lost	95	1980 & 1968
Most Games Lost, Home	51	1980
Fewest Games Lost, Home	27	2002
Most Games Lost, Road	55	1961
Most Shutouts Participated	44	1964
Most Shutouts Won	28	1964
Most Shutouts Won, Home	18	1964
Most Shutouts Won, Road	12	1989
Most Shutouts Lost	23	1971
Fewest Shutouts Lost	3	1982
Most Shutouts Lost, Home	11	1972 & 1971
Most Shutouts Lost, Road	15	1969
Most One-Run Games	63	1967 & 1964
Most One-Run Games Won	37	1967
Fewest One-Run Games Won	15	1974
Most One-Run Wins, Home	26	1967
Fewest One-Run Wins, Home	9	1995 & 1974
Most One-Run Wins, Road	17	1966
Fewest One-Run Wins, Road	5	1993, 1987 & 1961
Most One-Run Losses, Home	19	1983
Fewest One-Run Losses, Home	4	1996
Most One-Run Losses, Road	24	1965
Fewest One-Run Losses, Road	5	1995
Most Games Won vs. One Club	15	2005 (Texas)
Most Games Won vs. One Club, Home	9	1967 (Oakland)
Most Games Won vs. One Club, Road	8	1971 (Minnesota)
Most Games Lost vs. One Club	15	1962 (Boston)
Most Games Lost vs. One Club, Home	8	2001 (Seattle)
Most Games Lost vs. One Club, Road	9	2001 (Seattle)
Most Extra-Inning Games Won	13	1975 (Kansas City)
Best Extra-Inning Record	11-3 (.786)	1965 (Chicago)
Most Extra-Inning Games Lost	14	1961 (New York)
Most 1-0 Games Won	10	1976
Most 1-0 Games Lost	5	1971, 1968 & 1967
Most Double-Headers Won	9	1962
Best Double-Header Record	4-1-3	1970
Most Double-Headers Lost	12	1965
Most Games Won, Homestand	10	1992 (July 16-30)
Best Homestand Record	7-0	1979 (July 2-15)
Most Games Lost, Homestand	11	2004 (May 3-9)
Worst Homestand Record	1-9	1988 (Sept. 13-25)
Most Games Won, Road Trip	14	1963 (Aug. 2-18)
Best Road Trip Record	6-0	1980 (June 6-15)
Most Games Lost, Road Trip	18	1962 (June 15-July 4)
Worst Road Trip Record	0-10	2002 (Sept. 3-8)
Best Month	22-6	1979 (April 13-19)
Worst Month	7-20	1961 (May 30-June 18)
Most Games Won vs. RHP	70	1969 (May 16-25)
Most Games Lost vs. RHP	75	1998 (June)
Most Games Won vs. LHP	35	1999
Most Games Lost vs. LHP	36	1975
Most Players Used	52	1974
Fewest Players Used	32	1996
Most Pitchers Used	29	1978
Fewest Pitchers Used	13	1996
Most Times Using Disabled List	23	1978
		2000 & 1998



ANGELS RECORDS

SEASON

CLUB BATTING

Highest Average	.282	2004, 2002 & 1979
Lowest Average	.227	1968
Highest Slugging Pct.	.472	2000
Lowest Slugging Pct.	.318	1976 & 1968
Most At-Bats	5,686	1996
Most Runs	866	1979
Fewest Runs	454	1972
Most Total Bases	2,659	2000
Most Hits	1,603	2004 & 2002
Fewest Hits	1,209	1968
Most Players, 100-or-more hits	9	2002, 1988, 1982 & 1978
Most One-Base Hits	1,132	2004
Most Two-Base Hits	333	2002
Most Three-Base Hits	54	1966
Most Home Runs	236	2000
Fewest Home Runs	55	1975
Most Grand Slams	8	1983 & 1979
Most Home Runs, Home:		
Angel Stadium of Anaheim	130	2000
Anaheim Stadium	104	1996
Chavez Ravine	50	1962
Wrigley Field	122	1961
Fewest Home Runs, Home	24	1976, 1975 & 1963
Most Home Runs, Road	106	2000
Fewest Home Runs, Road	31	1975
Most Extra-Base Hits	517	2002
Most Extra-Bases on Long Hits	1,085	2000
Most Runs Batted In	837	2000
Most Game-Winning RBI	85	1982
Most At-Bats, Pinch-Hitters	248	1961
Most Pinch-Hits	58	1961
Fewest Pinch-Hits	13	1989
Most PH Home Runs	9	1987
Most PH RBI	38	1973
Highest PH Average	.338	1982
Most At-Bats, Designated Hitters	647	1992
Most Hits, DH	196	1979
Fewest Hits, DH	121	2001
Most Home Runs, DH	37	1979
Fewest Home Runs, DH	8	2001
Most RBI, DH	134	1979
Fewest RBI, DH	56	2001
Highest Average, DH	.318	1979
Most Strikeouts	1,080	1968
Fewest Strikeouts	682	1978
Most Stolen Bases	220	1975
Most Caught Stealing	108	1975
Most Sacrifice Hits	114	1982
Most Sacrifice Flies	64	2002
Most Base on Balls	681	1961
Fewest Base on Balls	416	1992
Most Hit by Pitcher	77	2001
Fewest Hit by Pitcher	22	1965
Most Grounded into Double Plays	148	1996
Fewest Grounded into Double Plays	98	1975
Most Left on Base	1,209	1996
Fewest Left on Base	975	1992



TIM SALMON



DARIN ERSTAD



ANGELS RECORDS

SEASON

CLUB FIELDING

Highest Percentage	.986	2005 & 2002
Lowest Percentage	.969	1961
Most Putouts	4,443	1971
Fewest Putouts	4,133	1972
Most Assists	2,077	1983
Fewest Assists	1,517	2003
Most Total Chances	6,653	1983
Fewest Chances	5,740	1972
Most Errors	192	1961
Fewest Errors	.87	2005 & 2002
Most Errorless Games	.96	2005
Most Double Plays	202	1985
Fewest Double Plays	126	2004
Most Passed Balls	30	1969
Fewest Passed Balls	4	1984 & 1982

CLUB PITCHING

Lowest ERA	2.91	1964
Highest ERA	5.30	1996
Most Complete Games	72	1973
Fewest Complete Games	2	2004
Most Innings Pitched	1,481	1971
Fewest Innings Pitched	1,377	1972
Most Hits	1,636	1983
Fewest Hits	1,109	1972
Most Runs	943	1996
Fewest Runs	533	1972
Most Earned Runs	847	1996
Fewest Earned Runs	469	1972 & 1964
Most Base on Balls	713	1961
Fewest Base on Balls	443	2005
Most Strikeouts	1,164	2004
Fewest Strikeouts	668	1983
Most Saves	54	2005 & 2002
Fewest Saves	12	1974
Most Shutouts	28	1964
Fewest Shutouts	1	2001
Most Home Runs	228	2000
Fewest Home Runs	90	1972
Most Grand Slams	10	2003
Most Hit Batsmen	84	1996
Most Wild Pitches	.85	2006
Most Balks	37	1988
Fewest Starting Pitchers Used	6	2004

MOST HOME RUNS IN A MONTH BY AN ANGELS PLAYER

MONTH	PLAYER	HR	YEAR
April	Brian Downing	9	1987
May	Mo Vaughn	13	2000
June	Tim Salmon	13	1996
July	Juan Rivera	11	2006
	Don Baylor	11	1979
August	Bobby Bonds	12	1977
September	Mo Vaughn	10	1999
	Vladimir Guerrero	10	2004

MOST RBI IN A MONTH BY AN ANGELS PLAYER

MONTH	PLAYER	RBI	YEAR
April	Don Baylor	28	1979
May	Mo Vaughn	28	1999
June	Vladimir Guerrero	30	2004
July	Jim Edmonds	34	1995
	Don Baylor	34	1979
August	Bobby Bonds	31	1977
September	Garret Anderson	27	2000
	Mo Vaughn	27	1999
	Don Baylor	27	1978
	Bob Oliver	27	1973
	Frank Robinson	27	1973

ANGELS RECORDS

SEASON INDIVIDUAL BATTING

Highest Average		
Right-Handed	.337	2004 (Vladimir Guerrero)
Left-Handed	.355	2000 (Darin Erstad)
Switch-Hitter	.318	1995 (Chili Davis)
Most Games	162	1979 (Don Baylor)
		1971 & 1970 (Sandy Alomar)
		1966 (Jim Fregosi)
		1964 (Bobby Knoop)
Most At-Bats	689	1971 (Sandy Alomar)
Most Runs	124	2004 (Vladimir Guerrero)
Most Hits		
Right-Handed	206	2004 (Vladimir Guerrero)
Left-Handed	240	2000 (Darin Erstad)
Switch Hitter	186	2005 (Chone Figgins)
Most One-Base Hits		
Right-Handed	156	1970 (Alex Johnson)
Left-Handed	170	2000 (Darin Erstad)
Switch Hitter	148	1971 (Sandy Alomar)
Most Two-Base Hits		
Right-Handed	45	2006 (Orlando Cabrera)
Left-Handed	56	2002 (Garret Anderson)
Switch Hitter	42	1988 (Johnny Ray)
Most Three-Base Hits		
Right-Handed	13	1968 (Jim Fregosi)
Left-Handed	13	1975 (Mickey Rivers)
Switch Hitter	17	2004 (Chone Figgins)
Most Home Runs		
Right-Handed	47	2000 (Troy Glaus)
Left-Handed	39	1982 (Reggie Jackson)
Switch Hitter	28	1996 (Chili Davis)
Most Home Runs, Home		
Angel Stadium of Anaheim	24	2000 (Troy Glaus)
Anaheim Stadium	23	1993 (Tim Salmon)
Chavez Ravine	13	1962 (Leon Wagner)
Wrigley Field	19	1961 (Leon Wagner)
Most Home Runs		
Road	24	1963 & 1962 (Leon Wagner)
Month	13	2000 (May - Mo Vaughn)
		1996 (June - Tim Salmon)
Most Grand Slams	3	2002 (David Eckstein)
		1979 & 1978 (Joe Rudi)
Most Home Runs		
Leadoff Batter	7	1987 (Brian Downing)
Most Extra-Base Hits	88	2002 (Garret Anderson)
Most Extra-Bases on Long Hits	180	2000 (Troy Glaus)
Most RBI		
Right-Handed	139	1979 (Don Baylor)
Left-Handed	123	2002 & 2001 (Garret Anderson)
Switch Hitter	112	1993 (Chili Davis)
Month	34	1979 (July - Don Baylor)
		1995 (July - Jim Edmonds)
Without a Sac-Fly	112	1993 (Chili Davis)
Most Game-Winning RBI	21	1982 (Don Baylor)
Most Total Bases		
Right-Handed	366	2004 (Vladimir Guerrero)
Left-Handed	366	2000 (Darin Erstad)
Switch Hitter	283	1987 (Devon White)
Highest Slugging Pct.	.604	2000 (Troy Glaus)
Highest Pinch-Hit Average (20+ AB)	.435	1964 (Willie Smith - 10/23)
Most At-Bats Pinch-Hitter	56	1973 (Winston Llenas)
Most Hits, PH	16	1973 (Winston Llenas)
Most Home Runs, PH	4	1996 (Jack Howell)
Most RBI, PH	18	1973 (Winston Llenas)



ANGELS RECORDS

SEASON

INDIVIDUAL BATTING CONTINUED

Highest Designated Hitter Average★	.349	1979 (Don Baylor)
Most At-Bats, DH	608	1982 (Don Baylor)
Most Hits, DH	160	1982 (Don Baylor)
Most Home Runs, DH	28	1996 (Chili Davis)
Most RBI, DH	112	1993 (Chili Davis)
Most Strikeouts	181	2000 (Mo Vaughn)
Most Stolen Bases	70	1975 (Mickey Rivers)
Most Caught Stealing	24	1993 (Chad Curtis & Luis Polonia)
Most Base on Balls	113	1995 (Tony Phillips)
Most Intentional Base on Balls	26	2005 (Vladimir Guerrero)
Most Sacrifice Hits	26	1982 (Tim Lincecum)
Most Sacrifice Flies	13	1979 (Dan Ford)
Most Hit by Pitch	27	2002 (David Eckstein)
Most Grounded Into Double Plays	26	1978 (Lyman Bostock)

★Based on 250-or-more At-Bats

INDIVIDUAL PITCHING

Lowest ERA		
Starter	1.65	1964 (Dean Chance)
Reliever	1.36	1969 (Ken Tatum)
Most Games Won		
RHP	22	1974 (Nolan Ryan)
LHP	22	1970 (Clyde Wright)
Road	13	2002 (Jarrod Washburn)
Reliever	12	1967 (Minnie Rojas) 1966 (Jack Sanford)
Most Games Lost		
RHP	19	1991 (Kirk McCaskill)
LHP	19	1974 (Frank Tanana) 1973 (Clyde Wright) 1967 (George Brunet)
Most Games	78	2005 (Scott Shields)
Most Games Started	41	1974 (Nolan Ryan)
Most Complete Games	26	1974 & 1973 (Nolan Ryan)
Most Saves, RHP	47	2006 (Francisco Rodriguez)
Most Saves, LHP	25	1978 (Dave LaRoche)
Most Saves, Month	12	2006 (Aug. - Francisco Rodriguez) 2005 (Sept. - Francisco Rodriguez) 1991 (Sept. - Bryan Harvey)
Best Save Pct.	.929 (39/42)	2001 (Troy Percival)
Most Shutouts	11	1964 (Dean Chance)
Most Innings	332.2	1974 (Nolan Ryan)
Most Hits	287	1983 (Tommy John)
Fewest Hits★	160	1971 (Rudy May)
Most Runs	130	1988 (Mike Witt)
Fewest Runs★	56	1964 (Dean Chance)
Most Earned Runs	118	1996 (Jim Abbott)
Fewest Earned Runs★	51	1964 (Dean Chance)
Most Base on Balls	204	1977 (Nolan Ryan)
Fewest Base on Balls★	28	2005 (Paul Byrd)
Most Strikeouts	383	1973 (Nolan Ryan)
Fewest Strikeouts★	65	1973 (Clyde Wright)
Most Games, 10-or-more Strikeouts	23	1973 (Nolan Ryan)
Most Home Runs	40	2002 (Ramon Ortiz) 1996 (Shawn Boskie)
Most Hit Batsmen	21	1969 (Tom Murphy)
Most Wild Pitches		
Starter	21	1977 (Nolan Ryan)
Reliever	13	2004 (Kevin Gregg)
Most 1-0 Victories	6	1964 (Dean Chance)
Most Games Finished	63	1991 (Bryan Harvey)
Highest Won-Lost Percentage	.773 (17-5)	1989 (Bert Blyleven)

★Based on 200-or-more Innings Pitched

ANGELS RECORDS

GAME

CLUB GENERAL

Players Used, Game	25	1986 (Sept. 10 at Cleveland)
Longest Game Time, Home (9 inn.)	4:02	.2000 (Sept. 30 vs. Seattle)
Longest Game Time, Road (9 inn.)	4:12	1998 (Aug. 25 at New York)
Shortest Game Time, Home (9 inn.)	1:31	1972 (May 6 vs. Milwaukee)
Shortest Game Time, Road (9 inn.)	1:43	1968 (April 10 at New York)
Longest Game Time, Extra-Innings, Home	6:06	1982 (April 13 vs. Seattle; 20 inn.)
Longest Game Time, Extra-Innings, Road	5:31	1990 (July 6 at Milwaukee; 16 inn.)
Longest Game, Innings, Home	20	1982 (April 13 vs. Seattle)
Longest Game, Innings, Road	20	1971 (July 9 at Oakland)
Most Left On Base (9 Inn.)	17	1986 (Aug. 15 at Minnesota)
		1982 (Sept. 18 at Toronto)
Most Left On Base, Extra-Innings	20	1968 (Aug. 21 vs. Baltimore - 15 inn.)
Most Double Plays Turned by Angels	6	1998 (May 12 at Chicago)
		1975 (Aug. 8 vs. New York)
		1966 (May 1 at Boston)
Largest Winning Margin	22 (24-2)	1979 (Aug. 25 at Toronto)
Largest Winning Margin, Home	19 (19-0)	2002 (May 10 vs. Chicago)
Largest Losing Margin	16 (18-2)	1996 (June 27 vs. Oakland)
		1993 (June 17 vs. Texas)
Largest Deficit Overcome, Win	7	1996 (July 15 at Texas; 10-7 win)
		1994 (April 15 vs. Toronto; 14-13 win, 10 inn.)
		1986 (Aug. 29 vs. Detroit; 13-12 win)
Largest Deficit Overcome, Loss	9	1997 (July 31 vs. Chicago; 14-12 loss)
Most Runs, Both Clubs	30 (9-21)	.2000 (Sept. 30 vs. Seattle)
Most Errors, 9 innings	6	1975 (June 27 vs. Oakland)
Most Errors, Extra-Innings	6	1963 (April 16 at Minn. - 13 inn.)

CLUB BATTING

Most Runs	24 (24-2)	1979 (Aug. 25 at Toronto)
Most Runs, Home	21 (21-6)	2004 (Aug. 25 vs. Kansas City)
Most Runs, Inning	13	1997 (May 12 vs. Chicago - 7th inn.)
		1978 (Sept. 14 at Texas - 9th inn.)
Most Hits	26	1980 (June 20 at Boston)
		1979 (Aug. 25 at Toronto)
Most Hits, Inning	11	1997 (May 12 vs. Chicago - 7th inn.)
		1966 (April 30 at Boston - 8th inn.)
Most Total Bases	52	1980 (June 20 at Boston)
Most Total Bases, Inning	24	1966 (April 30 at Boston - 8th inn.)
Most One-Base Hits	20	1967 (Aug. 23 at Cleveland)
Most Two-Base Hits	10	1999 (April 12 at Texas)
Most Three-Base Hits	3 (last time)	2000 (Sept. 3 at Chicago)
Most Home Runs	7	2003 (June 4 at Montreal - Puerto Rico)
Most Home Runs, Inning	4	2000 (May 28 at Kansas City - 5th inn.)
Most Home Runs, Both Clubs	11	1994 (July 1 at Baltimore; Cal - 5, Bal. - 6)
Most Walks, 9 innings	14	2000 (Sept. 23 at Texas)
Most Walks, Extra-Innings	14	1976 (May 8 vs. Cleveland - 13 inn.)
Most Strikeouts	18	2003 (June 5 at Montreal - Puerto Rico, 14 inn.)
		1978 (June 17 at New York - Ron Guidry)
Most Stolen Bases	7	1981 (Aug. 25 vs. Boston)
Most Stolen Bases, Inning	4 (last time)	1997 (June 28 at Seattle, 7th inn.)
Most Steals of Home	2	1966 (Sept. 3 vs. Washington)
Most Steals by Opponent	7	1992 (May 3 at Cle.) & 1975 (May 1 at K.C.)
Most Extra-Base Hits	13	1980 (June 20 at Boston)
		1979 (Aug. 25 at Toronto)
Most Pinch-Hitters Used	7	1968 (Sept. 4 vs. Cleveland)



ANGELS RECORDS

GAME

CLUB PITCHING

Most Runs Allowed	21	2000 (Sept. 30 vs. Seattle)
Most Runs Allowed, Home	21	2000 (Sept. 30 vs. Seattle)
Most Runs Allowed, Road	20	1990 (July 8 at Milwaukee)
Most Runs Allowed, Inning	13	1996 (July 5 at Oakland-1st inn.) 1990 (July 8 at Milwaukee-5th inn.)
Most Hits Allowed	26	1980 (Aug. 28 at Baltimore)
Most Hits Allowed, Inning	10	1990 (July 8 at Milwaukee-5th inn.)
Most Two-Base Hits Allowed	8	1994 (Aug. 9 vs. Kansas City) 1980 (Aug. 28 at Baltimore)
Most Home Runs Allowed	8	2005 (June 30 at Texas) 1996 (June 27 vs. Oakland)
Most Home Runs Allowed, Inning	4	2000 (May 26 at Kansas City-6th inn.) 1995 (Sept. 5 at Baltimore-2nd inn.) 1963 (July 31 at Cleveland-3rd inn.)
Most Base on Balls Allowed, 9 Innings	12	2000 (Sept. 30 vs. Seattle) 2000 (May 7 at Seattle) 1996 (June 27 vs. Oakland) 1996 (May 27 vs. New York) 1979 (Aug. 5 at Minnesota - 2nd game)
Most Base on Balls Allowed, Extra-Innings	13	1994 (Aug. 6 vs. Chicago, 10 inn.) 1992 (July 12 at Detroit, 10 inn.)
Most Strikeouts, 9 Innings	19	1974 (Aug. 12 vs. Boston)
Most Strikeouts, Extra-Innings	26	2004 (June 8 vs. Milwaukee, 17 inn.)
Most Hit Batsmen	4 (last time)	1999 (June 13 vs. Arizona, 13 inn.) 1999 (May 22 at Tampa Bay)
Most Wild Pitches	6	1991 (April 13 at Minnesota)
Most Pitchers Used, 9 Innings	8	1986 (Sept. 10 at Cleveland)
Most Pitchers Used, Extra-Innings	9	1995 (Sept. 10 vs. Minnesota - 10 inn.) 1963 (April 16 at Minnesota - 13 inn.)

INDIVIDUAL BATTING

Most At-Bats	8	Chone Figgins, Darin Erstad	2005 (July 28 at Toronto)
Most Runs	5	Johnny Ray, Wally Joyner, Dave Winfield	1990 (July 6 at Milwaukee)
Most Hits	6	Tim Salmon	1998 (April 12 at Cleveland)
Most Hits, Inning	2	Garret Anderson	1996 (Sept. 27 at Texas)
Most Hits, Extra-Innings	6	(last time - Chone Figgins & Maicer Izturis)	2006 (July 26 at Tampa Bay - 2nd inn.)
Most Two-Base Hits	3	Garret Anderson	1996 (Sept. 27 at Texas)
Most Three-Base Hits	2	(last time - Juan Rivera)	2005 (June 27 at Texas)
Most Home Runs, Game	3	(last time - Reggie Williams)	1999 (June 30 vs. Texas)
		Garret Anderson	2003 (June 4 at Montreal - Puerto Rico)
		Troy Glaus	2002 (Sept. 15 vs. Texas)
		Dave Winfield	1991 (April 13 at Minnesota)
		Wally Joyner	1987 (Oct. 3 vs. Cleveland)
		Reggie Jackson	1986 (Sept. 18 vs. Kansas City)
		Doug DeCinces	1982 (Aug. 8 at Seattle) 1982 (Aug. 3 vs. Minnesota)
		Fred Patek	1980 (June 20 at Boston)
		Carney Lansford	1979 (Sept. 1 at Cleveland)
		Lee Stanton	1973 (July 10 at Baltimore)
		Lee Thomas	1961 (Sept. 5 at Kansas City)
Most Total Bases	15	Dave Winfield	1991 (April 13 at Minnesota)
Most RBI	9	Vladimir Guerrero	2004 (June 2 vs. Boston)
Most Base on Balls	4	(last time - Vladimir Guerrero)	2006 (Aug. 5 vs. Texas)
Most Strikeouts	4	(last time - Dallas McPherson)	2004 (Sept. 21 vs. Seattle)
Most Strikeouts, Extra-Innings	6	(last time - Billy Cowan)	1971 (July 9 at Oakland)
Most Stolen Bases	4	Chad Curtis	1993 (April 17 at Baltimore)
		Luis Polonia	1992 (June 10 at Chicago)
		Devon White	1989 (Sept. 9 vs. Boston)
		Luis Polonia	1993 (May 24 at Seattle)
Most Caught Stealing	3	Chone Figgins	2006 (Sept. 16 at Texas)
Players Hitting for Cycle		Jeff DaVanon	2004 (Aug. 25 vs. Kansas City)
		Dave Winfield	1991 (June 24 at Kansas City)
		Dan Ford	1979 (Aug. 10 vs. Seattle)
		Jim Fregosi	1968 (May 20 vs. Boston) 1964 (July 28 vs. New York)



ANGELS RECORDS

GAME

5-for-5 Game	David Eckstein	2004 (June 2 vs. Boston)
	Darin Erstad	2002 (Aug. 27 vs. Tampa Bay)
	Tim Salmon	2002 (July 19 vs. Seattle)
	Mo Vaughn	2000 (May 24 at Minnesota)
	Gary DiSarcina	1998 (Sept. 24 at Oakland)
		1998 (June 13 at Texas)
	Darin Erstad	1998 (June 9 at Arizona)
	Rex Hudler	1996 (May 26 vs. Boston)
	Tony Phillips	1995 (June 14 vs. Minnesota)
	Chili Davis	1995 (May 10 vs. Texas)
	Chris Turner	1994 (July 5 at Boston)
	Tim Salmon	1994 (May 13 at Seattle)
	Dave Winfield	1991 (June 24 at Kansas City)
	Dave Gallagher	1991 (May 19 at Baltimore)
	Bob Boone	1988 (June 17 at Kansas City)
	Juan Beniquez	1984 (May 29 vs. New York)
	Rod Carew	1981 (Aug. 21 vs. Cleveland)
	Rick Burleson	1981 (June 3 at Toronto)
	Dickie Thon	1980 (May 28 vs. Texas)
	Brian Downing	1979 (April 15 at Oakland)
	Mario Guerrero	1977 (June 14 at Minnesota)
	Richie Scheinblum	1973 (July 28 at Kansas City)
	Tom Satriano	1968 (Aug. 11 at Baltimore)
	Lee Thomas	1961 (Sept. 5 at Kansas City)

INDIVIDUAL PITCHING

Perfect Game	Mike Witt	1984 (Sept. 30 at Texas)
No-Hitters, Angels	Mark Langston, Mike Witt	1990 (April 11 vs. Seattle)
	Mike Witt	1984 (Sept. 30 at Texas - Perfect Game)
	Nolan Ryan	1975 (June 1 vs. Baltimore)
		1974 (Sept. 28 vs. Minnesota)
		1973 (July 15 at Detroit)
		1973 (May 15 at Kansas City)
	Clyde Wright	1970 (July 3 vs. Oakland)
	Bo Belinsky	1962 (May 5 vs. Baltimore)
No-Hitters, Opponents	Eric Milton	1999 (Sept. 11 at Minnesota)
	Kenny Rogers	1994 (July 28 at Texas - Perfect Game)
	Joe Cowley	1986 (Sept. 19 vs. Chicago)
	Bert Blyleven	1977 (Sept. 22 vs. Cleveland)
	Dennis Eckersley	1977 (May 30 at Cleveland)
	Vida Blue	1975 (Sept. 28 at Oakland)
	Glenn Abbott	
	Paul Lindblad	
	Rollie Fingers	
	Earl Wilson	1962 (June 26 at Boston)
One-Hitters, Angels	(last time - John Lackey)	2006 (July 7 at Oakland)
One-Hitters, Opponents	(last time - Steve Trachsel)	2003 (June 15 vs. New York-NL)
Most Runs Allowed	Scott Schoeneweis	2001 (May 23 at Baltimore)
Most Hits Allowed	Paul Hartzell	1976 (Sept. 9 at Kansas City - 8.2 IP)
Most Home Runs Allowed	Willie Fraser	1988 (Aug. 16 at New York)
Most Base on Balls, 9 Innings	Andy Hassler	1974 (Sept. 4 at Oakland)
	Nolan Ryan	1974 (April 5 at Chicago)
Most Base on Balls, Extra-Innings	Rudy May	1973 (Sept. 17 at Oakland - 12.2 IP)
Most Strikeouts, 9 Innings	Nolan Ryan	1974 (Aug. 20 vs. Detroit - 11 IP)
Most Strikeouts, Extra-Innings	Nolan Ryan	1977 (June 8 vs. Toronto - 10 IP)
		1974 (Aug. 20 vs. Detroit - 11 IP)
		1974 (June 14 vs. Boston - 13 IP)
Most Strikeouts, Inning	Chuck Finley	1999 (Aug. 15 vs. Detroit, 1st inn.)
		1999 (May 12 at New York, 3rd inn.)
	Ryne Duren	1961 (May 18 vs. Chicago, 7th inn.)
Most Hit Batsmen	Scott Schoeneweis	2001 (June 7 vs. Oakland)
	Omar Olivares	1999 (June 13 vs. Arizona)
	Steve Sparks	1999 (May 22 at Tampa Bay)
	Ken McBride	1964 (April 23 vs. Cleveland)
Striking out the Side, 9 Pitches	Nolan Ryan	1972 (July 9 vs. Boston - 2nd inn.)



ANGELS RECORDS

CONSECUTIVE

CLUB GENERAL

Games Won	11	1964 (June 16-26)
Games Won, Home	12	1967 (July 4-Aug. 4)
Games Won, Road	11	1988 (July 6-Aug. 2)
Games Won Vs. One Club	14	2002-2003 (May 8, 2002-Aug. 23, 2003)
Games Won vs. One Club, Home	9	1967 (Kansas City)
Games Won vs. One Club, Road	9	1965 (Kansas City - 3) 1964 (Kansas City - 6)
Double-Headers Won	5	1964 (July 12-26)
Come-From-Behind Wins	7	1996 (June 9-15)
Games Lost	13	1988-89 (Sept. 19-April 4)
Games Lost, Home	15	1974 (June 30-July 28)
Games Lost, Road	14	1969 (April 29-June 8)
Games Lost vs. One Club, Home	13	1975 (Cleveland - 6) 1974 (Cleveland - 6) 1973 (Cleveland - 1)
Games Lost vs. One Club, Road	12	1966 (Chicago - 1) 1965 (Chicago - 9) 1964 (Chicago - 2)
Errorless Games	14	(124 innings) 2006 (April 22-May 6) (125 innings) 2005 (June 20-July 4) (141 innings) 1991 (June 14-28)
Games Making Double Plays	18	1963 (Aug. 13-Sept. 1 - 38 DP)

CLUB BATTING

Hits, Game	7	2002 (Aug. 31 vs. Baltimore - 2nd inn.) 1998 (July 29 vs. New York - 4th inn.) 1988 (Aug. 27 vs. New York - 2nd inn.) 1979 (May 13 at New York - 9th inn.)
Most Home Runs	18	July 26-Aug. 13, 1982 (30 Total)
Most Doubles	28	July 26-Aug. 24, 1990 (43 Total)
Most Consecutive Home Runs	3	Vladimir Guerrero, Jose Guillen, Jeff DaVanon 2004 (May 24 at Toronto) Troy Glaus, Darin Erstad, Garret Anderson 2001 (July 26 vs. Tampa Bay) Garret Anderson, Troy Glaus, Scott Spiezio 2000 (June 24 vs. Minnesota) Mo Vaughn, Tim Salmon, Garret Anderson 2000 (May 28 at Kansas City) Reggie Jackson, Bobby Grich, Brian Downing 1984 (April 24 at Boston) Bobby Bonds, Don Baylor, Ron Jackson 1977 (May 11 vs. Baltimore) Lee Thomas, Leon Wagner, Bob Rodgers 1962 (Aug. 28 vs. Kansas City)
Most Stolen Bases	18	1991 (May 30-June 22)

CLUB PITCHING

Complete Games	7	1972 (Sept. 21-27)
Shutouts	3	1974 (Sept. 28-Oct. 1) 1965 (July 9-11)
Shutout Innings Pitched	32.2	1974 (Sept. 28-Oct. 2)
Games With Save	6	2005 (Sept. 17-23) 1996 (June 10-15)
Innings, No Home Runs	84	1967 (June 17-27)
Games Allowing a Home Run	17	1994 (July 5-24; 28 total)
Games Allowing a Home Run (Starters)	16	1994 (July 5-23; 23 total)

INDIVIDUAL BATTING

Games Played	648	Sandy Alomar	May 16, 1969-May 21, 1973
Games Hitting Safely	28	Garret Anderson	1998 (June 28-July 31)
Games Reaching Base Safely	63	Orlando Cabrera	2006 (April 25-July 6)
Hits	9	Bengie Molina	2001 (Aug. 20-23)
Times on Base Safely	12	Bobby Grich	1984 (Sept. 14-17)
Games with Home Runs	5	Bobby Bonds	1977 (Aug. 2-7)
Games with RBI	10	Wally Joyner	1986 (July 4-13)
		Fred Lynn	1984 (Aug. 23-Sept. 8)
Games with One-or-More Runs	13	Jim Edmonds	1995 (July 9-24)
Stolen Bases	22	Gary Pettis	1985 (April 9-May 29)



ANGELS RECORDS

CONSECUTIVE INDIVIDUAL PITCHING

Games Won	14	Chuck Finley	1997-98 (July 1-May 2)
Games Won, Season	12	Jarrold Washburn	2002 (April 19-July 21)
Games Won, Start of Season	7	Aaron Sele (19 games, 15 starts)	2004 (April 9-Aug. 5)
Games Won, Reliever	9	Brendan Donnelly	2005-06 (Aug. 12, 2005-Oct. 1, 2006)
Complete Games Won	7	Nolan Ryan	1973 (Aug. 29-Sept. 27)
Games Lost	17	Andy Hassler	May 4, 1975-July 2, 1976
Games	7	Clyde Wright	1969 (Aug. 1-9)
Complete Games	14	Frank Tanana	1977 (April 29-July 3)
Shutouts	3	Nolan Ryan	Sept. 29, 1976-April 7, 1977
		Nolan Ryan	Aug. 22-31, 1972
		Jim McGlothlin	May 28-June 7, 1967
		Dean Chance	July 11-19, 1964
Shutout Innings	36	Jim McGlothlin	1967
Innings, No Home Runs	105.2	Greg Minton	June 18, 1988-June 10, 1989
Strikeouts	8	Nolan Ryan	1973 (Aug. 7 at Milwaukee) 1972 (July 9 vs. Boston)
		Nolan Ryan	1974 (Aug. 7 vs. Chicago- 13 & Aug. 12 vs. Boston -19)
Strikeouts, Two Consecutive Games	32	Nolan Ryan	1974 (Aug. 12 vs. Boston -19, Aug. 16 vs. Milwaukee - 9 & Aug. 20 vs. Detroit - 19)
Strikeouts, Three Consecutive Games	47	Nolan Ryan	1974 (Aug. 12 vs. Boston -19, Aug. 16 vs. Milwaukee - 9 & Aug. 20 vs. Detroit - 19)
Saves	22	Francisco Rodriguez	2005-06 (Aug. 20, 2005-April 16, 2006)

ROOKIE SEASON INDIVIDUAL BATTING

Highest Season	290	1986 (Wally Joyner)
Most Games	162	1964 (Bobby Knoop)
Most At-Bats	639	1987 (Devon White)
Most Runs	103	1987 (Devon White)
Most Hits	172	1986 (Wally Joyner)
Most Extra-Base Hits	67	1993 (Tim Salmon)
Most Two-Base Hits	35	1993 (Tim Salmon)
Most Three-Base Hits	11	2000 (Adam Kennedy)
Most Consecutive Games with One-or-More Home Runs	4 (5 total)	1993 (Tim Salmon; Aug. 16-19)
Most Total Bases	283	1987 (Devon White)
Most Runs Batted In	100	1986 (Wally Joyner)
Most Game-Winning RBI	14	1986 (Wally Joyner)
Most Stolen Bases	48	1984 (Gary Pettis)
Longest Hitting Streak	21	2004 (Robb Quinlan)
Most Sacrifice Hits	16	2001 (David Eckstein)
Most Sacrifice Flies	12	1986 (Wally Joyner)
Most Hit by Pitch	21	2001 (David Eckstein)
Most Base on Balls	82	1993 (Tim Salmon)
Most Strikeouts	135	1993 (Tim Salmon) 1987 (Devon White)

LONGEST HITTING STREAKS IN ANGELS HISTORY

28 - Garret Anderson (1998)	21 - Darin Erstad (2005)	18 - David Eckstein (2004)
25 - Rod Carew (1982)	Robb Quinlan (2004)	Chad Curtis (1993)
23 - Jim Edmonds (1995)	Randy Velarde (1996)	Fred Lynn (1982)
22 - Sandy Alomar (1970)	Bobby Grich (1981)	Rod Carew (1980)
	20 - Vladimir Guerrero (2006)	Sandy Alomar (1971)
	Tim Salmon (2003)	Bob Rodgers (1964)
	Bobby Grich (1979)	
	19 - Rod Carew (1982)	



ANGELS RECORDS

ROOKIE SEASON

STARTERS (BASED ON 200-OR-MORE INNINGS PITCHED)

Lowest ERA	2.93	1965 (Marcelino Lopez)
Most Games Won	14	1974 (Frank Tanana) 1965 (Marcelino Lopez) 1962 (Dean Chance)
Consecutive Wins to Start Career	9	2006 (Jered Weaver)
Most Games Lost	19	1974 (Frank Tanana)
Fewest Games Lost	10	1987 (Willie Fraser) 1962 (Dean Chance)
Most Games★	39	1974 (Frank Tanana)
Most Starts	36	1961 (Ken McBride)
Most Complete Games	12	1974 (Frank Tanana)
Most Innings Pitched	268.2	1974 (Frank Tanana)
Most Hits Allowed	262	1974 (Frank Tanana)
Fewest Hits Allowed	185	1965 (Marcelino Lopez)
Most Runs Allowed	113	1961 (Ken McBride)
Fewest Runs Allowed	79	1965 (Marcelino Lopez)
Most Earned Runs	97	1961 (Ken McBride)
Fewest Earned Runs	68	1962 (Dean Chance)
Most Base on Balls	122	1962 (Bo Belinsky)
Fewest Base on Balls	61	1984 (Ron Romanick)
Most Strikeouts	180	1974 (Frank Tanana) 1961 (Ken McBride)
Most Shutouts	4	1974 (Frank Tanana)
No-Hitter	1	Bo Belinsky 1962 (May 5 vs. Baltimore)

★Tanana's total includes four relief appearances.

RELIEVERS (BASED ON 40-OR-MORE GAMES)

Lowest ERA	1.33	1964 (Bob Lee)
Most Games Won	11	1979 (Mark Clear)
Most Games★	69	1967 (Bill Kelso)
Most Saves	22	1969 (Ken Tatum)
Most Innings Pitched	114	1987 (DeWayne Buice)
Most Hits Allowed	87	1987 (DeWayne Buice) 1979 (Mark Clear)
Fewest Hits Allowed	32	2002 (Brendan Donnelly)
Most Runs Allowed	48	1979 (Mark Clear)
Fewest Runs Allowed	13	2002 (Brendan Donnelly) 1969 (Ken Tatum)
Most Earned Runs	44	1979 (Mark Clear)
Fewest Earned Runs	12	2002 (Brendan Donnelly)
Most Base on Balls	68	1979 (Mark Clear)
Fewest Base on Balls	19	2002 (Brendan Donnelly)
Most Strikeouts	109	1987 (DeWayne Buice)
Most Home Runs Allowed	12	2003 (Francisco Rodriguez) 1987 (DeWayne Buice)

★Kelso's total includes one start



FRANK TANANA



JERED WEAVER



CLUB HISTORY

FRANCHISE HISTORY

In the winter of 1960, Gene Autry attended the American League expansion meeting in St. Louis seeking radio rights for his Golden West Broadcasting firm. On Dec. 6, 1960 he returned as Owner and Chairman of the Board of the expansion Los Angeles Angels.

Following is a chronological look of the beginning of the Los Angeles Angels:

1960

- Dec. 6 — At St. Louis, MO, the expansion Los Angeles Angels is awarded to Gene Autry, Robert O. Reynolds, Paul A. O'Bryan and associates.
- Dec. 8 — Fred Haney is named General Manager.
- Dec. 12 — Bill Rigney is named Field Manager.
- Dec. 14 — Haney and Rigney select 28 players from the American League player pool at a meeting in Boston...Total cost: \$2,150,000 including two minor league draft picks...First player drafted is pitcher Eli Grba.
- Dec. 16 — Palm Springs, CA announced as spring training site.

1961

- Jan. 14 — Leonard K. Firestone becomes part owner and Vice President of the Angels.
- Jan. 24 — Angels announce signing of first two players - outfielders Bob Cerv and Albie Pearson.
- Feb. 6 — Angels hold first public tryout camp at Sawtelle Hospital...Over 300 prospects attend tryout...Six players are signed.
- Feb. 24 — Angels open spring training camp in Palm Springs.
- Mar. 11 — Angels defeat Chicago Cubs in first exhibition game, 8-3, before an overflow crowd at the Polo Grounds in Palm Springs...Club also wins second game on March 12, 12-5.
- Apr. 11 — Behind the strong pitching of Eli Grba and power of Ted Kluszewski, the Angels rolled to a 7-2 victory in their first American League regular season game. Grba went the distance, allowing one earned run on six hits. Kluszewski hit a pair of home runs and collected five RBI. The Angels scored all seven runs in the first two frames, three in the first inning on back-to-back home runs by Kluszewski and Bob Cerv.

The Angels finished the 1961 season with a 70-91 record. The club's .435 winning percentage established and still stands as the best of any expansion team in major league history.

The Angels played at Wrigley Field in Los Angeles in 1961, then moved to Chavez Ravine (now Dodger Stadium) in 1962 and remained there through the 1965 season. In 1966, the franchise moved south to Anaheim and played 32 seasons at Anaheim Stadium. The club opened the 1997 season as the Anaheim Angels and began play at Edison Field in 1998.

Prior to the 2004 season the stadium name was changed to Angel Stadium of Anaheim. On Jan. 3, 2005 the official name of the franchise was changed to the Los Angeles Angels of Anaheim.

ANGELS ORIGINAL PLAYER DRAFT

The Angels drafted a total of 28 players from the existing American League clubs on December 14, 1960. Owners of the new Los Angeles and Washington clubs as well as their recently appointed front offices and field bosses — General Manager Fred Haney and Manager Bill Rigney of the Angels and General Manager Ed Doherty and Manager Mickey Vernon of the Senators — attended the session held in the league offices.

A price of \$75,000 was set on the players to be picked and both of the new clubs were required to select 28. The players were picked by categories, starting with pitchers, then catchers, infielders and outfielders. A toss of the coin determined which club had first choice in each group, and then they alternated. Haney won the toss for three positions — all but for outfielders.

Besides the 28 regular selections by both clubs, Los Angeles bought two players from the special minor league pool at \$25,000 apiece and Washington grabbed three. Thus, the Angels paid \$2,150,000 for their 30 players and the Senators shelled out \$2,175,000 for their 31 players in the unprecedented distribution.

Following is the order in which the Angels players were selected:

NOTE: Following the selections, Wilson notified the Angels and Cleveland that he intended to retire from the game. As a result, his selection was canceled several weeks later and the Indians sent pitcher Ted Bowsfield to the Angels as a replacement.

1. Eli Grba, p, NY
2. Jerry Casale, p, BOS
3. Duke Maas, p, NY
4. Tex Clevenger, p, MIN
5. Bob Sprout, p, DET
6. Audrey Gatewood, p, DET
7. Ken McBride, p, CHI
8. Ned Garver, p, KC
9. Ron Moeller, p, BAL
10. Bob Davis, p, KC
11. Ed Sadowski, c, BOS
12. Bob Rodgers, c, DET
13. Ed Yost, inf, DET
14. Ken Aspromonte, inf, CLE
15. Ken Hamlin, inf, KC
16. Gene Leek, inf, CLE
17. Jim Fregosi, inf, BOS
18. Bob Cerv, of, NY
19. Ken Hunt, of, NY
20. Jim McAnany, of, CHI
21. Earl Averill, c, CHI
22. Faye Throneberry, of, MIN
23. Ted Kluszewski, inf, CHI
24. Don Ross, inf, BAL
25. Julio Becquer, inf, MIN
26. Dean Chance, p, BAL
27. Fred Newman, p, BOS
28. Bob Wilson, c, CLE
29. Steve Bilko, 1b, DET from Denver
30. Albie Pearson, of, BAL from Rochester



ELI GRBA

LOS ANGELES ANGELS INAUGURAL GAME

APRIL 11, 1961

LOS ANGELES	1	2	3	4	5	6	7	8	9	R	H	E	LOB
BALTIMORE	3	4	0	0	0	0	0	0	0	7	6	3	3
BALTIMORE	0	1	1	0	0	0	0	0	0	2	6	0	8

LOS ANGELES	AB	R	H	BI	BALTIMORE	AB	R	H	BI
Yost, 3b	4	0	0	0	Brandt, cf	5	1	2	0
Aspromonte, 2b	4	1	1	0	Snyder, rf	3	0	1	0
Pearson, rf	3	2	1	1	B. Robinson, 3b	4	0	1	0
Kluszewski, 1b	4	2	2	5	Gentile, 1b	4	1	1	0
Becquer, 1b	0	0	0	0	Triandos, c	4	0	0	0
Cerv, lf	4	1	1	1	Hansen, ss	4	0	0	0
Johnson, lf	0	0	0	0	Stephens, lf	2	0	1	0
Hunt, cf	2	0	0	0	Breeding, 2b	4	0	0	0
Brickell, ss	4	0	1	0	Pappas, p	0	0	0	0
Rice, c	2	0	0	0	Papa, p	0	0	0	0
Grba, p	3	1	0	0	Phillely, ph	1	0	0	0
TOTALS	30	7	6	7	Stock, p	0	0	0	0
					E. Robinson, ph	1	0	0	0
					Hoefl, p	0	0	0	0
					Essegian, ph	1	0	0	0
					Wilhelm, p	0	0	0	0
					Zupo, ph	0	0	0	0
					TOTALS	33	2	6	0

E: Los Angeles - Brickell 2, Aspromonte
 2B: B. Robinson
 S: Rice, Grba

DP: Los Angeles - 1 Baltimore - 1
 HR: Kluszewski 2, Cerv
 GDP: B. Robinson, Brickell

LOS ANGELES	WLS	IP	H	R	ER	HR	BB	SO	HB	WP	BK
Grba	W	9	6	2	1	0	4	5	0	1	0
BALTIMORE	WLS	IP	H	R	ER	HR	BB	SO	HB	WP	BK
Pappas	L	1.2	3	6	6	2	4	1	0	0	0
Papa	—	—	1	1	1	1	0	1	0	0	0
Stock	—	—	2	1	0	0	0	1	1	0	0
Hoefl	—	—	3	1	0	0	0	3	0	0	0
Wilhelm	—	—	2	0	0	0	0	0	0	0	0

HB: Hunt (by Stock)
 TIME: 2:33

PB: Triandos
 ATTENDANCE: 37,352

UMPIRES: Stevens, Rice, Napp, Schwartz

1961 LOS ANGELES ANGELS' FIRSTS

TEAM

GAME - April 11 at Baltimore (7-2 win)
PLATE UMPIRE - Johnny Stevens, April 11 at Baltimore
GAME TIME - 2:33, April 11 at Baltimore
WINS - April 11 at Baltimore (7-2)
HOME GAME - April 27 vs. Minnesota (4-2 loss)
HOME WIN - April 28 vs. Minnesota (6-5; 12 inn.)
LOSS - April 15 at Boston (3-0)
SERIES WIN - April 27-29 vs. Minnesota (2-1)
ROAD SERIES WIN - June 5-7 at Baltimore (3-1)
SWEEP - July 3-4 vs. Kansas City (3-0)
ROAD SERIES SWEEP - July 5-6 at Minnesota (2-0)
HOMESTAND WIN - April 27 - May 10 (8-6)
EXTRA INNING GAME - April 23 at Detroit (3-2 loss; 11 inn.)
EXTRA INNING WIN - April 28 vs. Minnesota (6-5; 12 inn.)
COMPLETE GAME - Eli Grba, April 11 at Baltimore (7-2 win)
COMPLETE GAME (against) - Ike Delock, April 15 at Boston (3-0 win)
SHUTOUT - May 23 vs. Cleveland (9-0; Ken McBride, 3-hitter)
SHUTOUT (against) - April 15 at Boston (3-0; Ike Delock, 4-hitter)
LAST AT-BAT WIN - April 26 vs. Minnesota (6-5; 2 runs in 12th)
DOUBLEHEADER - April 20 at New York (Int 7-5 & 4-2)
HOME DOUBLEHEADER - April 30 vs. Kansas City (split; 6-4 & 2-3)
DOUBLEHEADER SWEEP - May 19 vs. Chicago (won 4-3 & 5-1)
EJECTION - Ed Yost, April 15 at Boston (8th inn. by plate umpire Jim Honochick)

BATTERS

BATTER - Ed Yost, April 11 at Baltimore (popout to shortstop)
FIRST PITCH - Strike by Milt Pappas to Ed Yost, April 11 at Baltimore
BASERUNNER - Albie Pearson, April 11 at Baltimore (1st inn; walk)
HIT - Ted Kluszewski, April 11 at Baltimore (1st inn., 2-run HR)
RUN - Albie Pearson, April 11 at Baltimore (1st inn., scored on 2-run HR)
RBI - Ted Kluszewski, April 11 at Baltimore (1st inn., 2-run HR)
EXTRA BASE HIT - Ted Kluszewski, April 11 at Baltimore (1st inn., 2-run HR)
SINGLE - Albie Pearson, April 11 at Baltimore (2nd inn., to center)
BUNT SINGLE - Albie Pearson, April 15 at Boston (6th inn.)
DOUBLE - Ken Hunt, April 17 at Boston (3rd inn.)
TRIPLE - Ken Hunt, April 17 at New York (8th inn., 2nd game)
HOME RUN - Ted Kluszewski, April 11 at Baltimore (1st inn., 2-run, Milt Pappas)
SOLO HOME RUN - Bob Cerv, April 11 at Baltimore (1st inn., Milt Pappas)
TWO-RUN HOME RUN - Ted Kluszewski, April 11 at Baltimore (1st inn., Milt Pappas)
THREE-RUN HOME RUN - Ted Kluszewski, April 11 at Baltimore (2nd inn., John Papa)
GRAND SLAM HOME RUN - Lee Thomas, June 6 at Baltimore (2nd inn., Milt Pappas)
GRAND SLAM HOME RUN AT HOME - George Thomas, Sept. 9 vs. Chicago (5th inn., Frank Baumann)
PINCH-HIT HOME RUN - Albie Pearson, April 17 at Boston (9th inn., Mike Fornieles)

HOME RUN BY A PITCHER - Jerry Casale, May 9 vs. Boston (2nd inn., Ike Delock)
TWO-HOME RUN GAME - Ted Kluszewski, April 11 at Baltimore (Milt Pappas, John Papa)
THREE-HOME RUN GAME - Lee Thomas, Sept. 5 at Kansas City (Lee Krause, Ed Rakov, Bill Fischer)
BACK-TO-BACK HOME RUNS - Ted Kluszewski & Bob Cerv, April 11 at Baltimore (1st inn., Milt Pappas)
PINCH-HITTER - Faye Thorneberry, April 15 at Boston (7th inn., groundout to 2B)
PINCH-HIT - Steve Bilko, April 17 at Boston (7th inn., double)
STOLEN BASE - Ken Hunt, April 20 at New York (2nd game)
WALK - Albie Pearson, April 11 at Baltimore (1st inn.)
STRIKEOUT - Ken Aspromonte, April 11 at Baltimore (1st inn.)
SACRIFICE - Del Rice, April 11 at Baltimore (6th inn., 1-3)
SACRIFICE FLY - Earl Averil, April 30 vs. Kansas City (2nd game)
HIT BY PITCH - Ken Hunt, April 11 at Baltimore (3rd inn., Wes Stock)
GROUNDED INTO DOUBLE PLAY - Fritz Brickell, April 11 at Baltimore (3rd inn., 5-4-3)
PUTOUT - Fritz Brickell, April 11 at Baltimore (force out - Aspromonte to Brickell; batter - Russ Snyder; runner - Jackie Brandt)
ASSIST - Ken Aspromonte, April 11 at Baltimore (force out - Aspromonte to Brickell; batter - Russ Snyder; runner - Jackie Brandt)
ERROR - Fritz Brickell, April 11 at Baltimore (2nd inn. ground ball hit by Marv Breeding)

PITCHERS

PITCHER - Eli Grba, April 11 at Baltimore (7-2 win)
FIRST PITCH - Strike by Eli Grba to Jackie Brandt, April 11 at Baltimore
WINNING PITCHER - Eli Grba, April 11 at Baltimore (7-2 score)
LOSING PITCHER - Jerry Casale, April 15 at Boston (3-0 score)
SAVE - Tom Morgan, April 30 vs. Kansas City, 1st game (1 IP)
HIT - Jackie Brandt, April 11 at Baltimore (1st inn., single to left; Eli Grba)
DOUBLE - Brooks Robinson, April 11 at Baltimore (5th inn., to center; Eli Grba)
TRIPLE - Carl Yastrzemski, April 15 at Boston (3rd inn.; Jerry Casale)
HOME RUN - Gary Geiger, April 17 at Boston (7th inn., Tom Morgan)
RUN - Jim Gentile, April 11 at Baltimore (2nd inn., scored on error)
WALK - Gene Stephens, April 13 at Baltimore (2nd inn.; Eli Grba)
STRIKEOUT - Jackie Brandt, April 11 at Baltimore (5th inn.; Eli Grba)
HIT BATTER - Jerry Adair, May 2 vs. Baltimore (5th inn., Ted Bouffield)
WILD PITCH - Eli Grba, April 11 at Baltimore (6th inn.)



YEAR-BY-YEAR RECORDS/STANDINGS

Year	Pos.	W	L	Pct.	GA/GB	Manager	Home	Away
1961	8	70	91	.435	-38 1/2	Bill Rigney	46-36	24-55
1962	3	86	76	.531	-10	Bill Rigney	40-41	46-35
1963	9	70	91	.435	-34	Bill Rigney	39-42	31-49
1964	5	82	80	.506	-17	Bill Rigney	45-36	37-44
1965	7	75	87	.463	-27	Bill Rigney	46-34	29-53
1966	6	80	82	.494	-18	Bill Rigney	42-39	38-43
1967	5	84	77	.522	-7 1/2	Bill Rigney	53-30	31-47
1968	8	67	95	.414	-36	Bill Rigney	32-49	35-46
1969	3	71	91	.438	-26	Bill Rigney (11-28) Lefty Phillips (60-63)	43-38	28-53
1970	3	86	76	.531	-12	Lefty Phillips	43-38	43-38
1971	4	76	86	.469	-25 1/2	Lefty Phillips	35-46	41-40
1972★	5	75	80	.484	-18	Del Rice	44-46	31-44
1973	4	79	83	.488	-15	Bob Winkles	43-38	36-45
1974	6	68	94	.420	-22	Bob Winkles (30-44) +Dick Williams (36-48)	36-45	32-49
1975	6	72	89	.447	-25 1/2	Dick Williams	35-46	37-43
1976	T4	76	86	.469	-14	Dick Williams (39-57) Norm Sherry (37-29)	38-43	38-43
1977	5	74	88	.457	-28	Norm Sherry (39-42) Dave Garcia (35-46)	39-42	35-46
1978	T2	87	75	.537	-5	Dave Garcia (25-20) Jim Fregosi (62-55)	50-31	37-44
1979	1	88	74	.543	+3	Jim Fregosi	49-32	39-42
1980	6	65	95	.406	-32	Jim Fregosi	30-51	35-44
1981★★	5	51	59	.464	-13 1/2	Jim Fregosi (22-25) Gene Mauch (29-34)	26-28	25-31
1982	1	93	69	.574	+3	Gene Mauch	52-29	41-40
1983	T5	70	92	.432	-29	John McNamara	35-46	35-46
1984	T2	81	81	.500	-3	John McNamara	37-44	44-37
1985	2	90	72	.549	-1	Gene Mauch	49-30	41-42
1986	1	92	70	.568	+5	Gene Mauch	50-32	42-38
1987	T6	75	87	.463	-10	Gene Mauch	38-43	37-44
1988	4	75	87	.463	-29	++Cookie Rojas (75-79)	35-46	40-41
1989	3	91	71	.562	-8	Doug Rader	52-29	39-42
1990	4	80	82	.494	-23	Doug Rader	42-39	38-43
1991	7	81	81	.500	-14	Doug Rader (61-63) Buck Rodgers (20-18)	40-41	41-40
1992	T5	72	90	.444	-24	+++Buck Rodgers (33-40)	41-40	31-50
1993	T5	71	91	.438	-23	Buck Rodgers	44-37	27-54
1994★★★★	4	47	68	.409	-5 1/2	Buck Rodgers (16-23) ++++Marcel Lachemann (30-44)	23-40	24-28
1995★★★★★	2	78	67	.538	-1	Marcel Lachemann	39-33	39-34
1996	4	70	91	.435	-19 1/2	++++Marcel Lachemann (52-59)	43-38	27-53
1997	2	84	78	.519	-6	Terry Collins	46-36	38-42
1998	2	85	77	.525	-3	+++++Terry Collins (79-75)	42-39	43-38
1999	4	70	92	.432	-25	++++++Terry Collins (51-82)	37-44	33-48
2000	3	82	80	.506	-9 1/2	Mike Scioscia	46-35	36-45
2001	3	75	87	.463	-41	Mike Scioscia	39-42	36-45
2002y\$	2	99	63	.611	-4	Mike Scioscia	54-27	45-36
2003	3	77	85	.475	-19	Mike Scioscia	45-37	32-48
2004	1	92	70	.569	+1	Mike Scioscia	45-36	47-34
2005	1	95	67	.586	+7	Mike Scioscia	49-32	46-35
2006	2	89	73	.549	-4	Mike Scioscia	45-36	44-37
Totals		3596	3726	.491		16 Managers	1922-1752	1674-1974

S World Series Champions

BOLD Western Division Champions

y Wild Card Entrant

+ Totals do not include 2-2 under interim manager Whitey Herzog.

++ Totals do not include 0-8 under interim manager Moose Stubing.

+++ Totals do not include 36-49 under interim manager John Wathan or 3-1 under interim/interim manager Marcel Lachemann.

++++ Totals do not include 1-1 under interim manager Bobby Knoop.

+++++ Totals do not include 10-18 under interim manager John McNamara or 8-14 under interim/interim manager Joe Maddon.

++++++ Totals do not include 6-2 under interim manager Joe Maddon.

+++++++ Totals do not include 19-10 under interim manager Joe Maddon.

★ Work stoppage, April 1-13, 1972.

★★ Work stoppage, June 12-July 30, 1981.

★★★ Work stoppage, Aug. 12, 1994-remainder of season.

★★★★ Work stoppage, April 2-24, 1995.

ANGELS ALL-TIME ROSTER

Includes every player who has been in at least one Major League game with the Angels since 1961.

BOLD: indicates current players in organization

KEY: #-Right *-Left + -Switch
^-Interim manager



GENE MAUCH

MANAGERS (21)

COLLINS, Terry ('97-99)
FREGOSI, Jim ('78-81)
GARCIA, Dave ('77-78)
HERZOG, Whitey ('74)^
KNOOP, Bobby ('94)^
LACHEMANN, Marcel ('92^, '94-96)
MADDON, Joe ('96^, '98^, '99^)
MAUCH, Gene ('81-82, '85-87)
McNAMARA, John ('83-84, '96^)
PHILLIPS, Lefty ('69-71)
RADER, Doug ('89-91)
RICE, Del ('72)
RIGNEY, Bill ('61-69)
RODGERS, Buck ('91-94)
ROJAS, Cookie ('88)
SCIOSCIA, Mike ('00-)
SHERRY, Norm ('76-77)
STUBING, Moose ('88)^
WATHAN, John ('92-93)^
WILLIAMS, Dick ('74-76)
WINKLES, Bob ('73-74)

COACHES (62)

ADAIR, Jerry ('75)
BLACK, Bud ('00-06)
BOWA, Larry ('97-99)
BRIDGES, Rocky ('62-63, '68-71)
BURLESON, Rick ('95-96)
CAREW, Rod ('92-99)
CLEAR, Bob ('76-87)
COLEMAN, Joe ('87-90, '96-99)
COUCHEE, Mike ('96)
CRANDALL, Del ('77)

DOWN, Rick ('87-88)
ELLIOTT, Bob ('61)
ETCHEBARRREN, Andy ('77)
GARCIA, Dave ('77)
GOMEZ, Preston ('81-84)
GRIFFIN, Alfredo ('00-)
GRISSOM, Marv ('61-66, '69, '77-78)
HATCHER, Mickey ('00-)
HEFFNER, Don ('67-68)
HENDRICK, George ('98-99)
HERMAN, Billy ('67)
HERNANDEZ, Chuck ('92-96)
HERZOG, Whitey ('74-75)
HINES, Bruce ('91)
HOSCHEIT, Vern ('76)
JOHNSON, Deron ('79-80, '89-92)
KNOOP, Bobby ('79-96)
KOENIG, Fred ('70-71)
KRESS, Red ('61)
LACHEMANN, Bill ('95-96)
LACHEMANN, Marcel ('84-92, '97-98)
LEMON, Bob ('67-68)
LOWREY, Peanuts ('72)
MACHA, Ken ('92-94)
MADDON, Joe ('94-05)
McDERMOTT, Mickey ('68)
McNAMARA, John ('78)
MERCADO, Orlando ('03-)
MORGAN, Tom ('72-74, '81-83)
MUFFETT, Billy ('74-77)
OLIVERAS, Max ('94)
PAEPKE, Jack ('62-66)
PARKER, Dave ('97)
PARKER, Salty ('64-66, '73-74)
POLE, Dick ('99)
RAMOS, Bobby ('00-02)
REBERGER, Frank ('91)
REESE, Jimmie ('72-94)
REISER, Pete ('70-71)
RESINGER, Grover ('75-76)
RICE, Del ('62-66)
ROARKE, Mike ('67-69)
ROBINSON, Frank ('77)
RODRIGUEZ, Eddie ('96)
ROENICKE, Ron ('00-)
ROSEBORO, John ('72-74)
SHERRY, Larry ('79-80)
SHERRY, Norm ('70-71, '76)
SKINNER, Bob ('78)
STUBING, Moose ('85-90)
WATHAN, John ('92-93)
WINKLES, Bob ('72)

PLAYERS (795)

-A-

AASE, Don, rhp ('78-82, '84)
ABBOTT, Jim, lhp ('89-92, '95-96)
ABBOTT, Kyle, lhp ('91, '96)
ABNER, Shawn, of ('91)#
ADAMS, Ricky, inf ('82-83)#
ADCOCK, Joe, inf ('64-66)#
AIKENS, Willie, inf/dh ('77, '79)*
ALDRETE, Mike, of ('95-96)*



JIM ABBOTT

ALFONZO, Edgardo, inf ('06)#
ALICEA, Luis, inf ('97)+
ALLANSON, Andy, c ('95)#
ALLEN, Lloyd, rhp ('69-73)
ALLIETTA, Bob, c ('75)#
ALOMAR, Sandy, inf ('69-74)+
ALVAREZ, Juan, lhp ('99)
ALVAREZ, Orlando, of/dh ('76)#
AMARO, Ruben, inf ('69)#
AMARO, Ruben Jr., of ('91)+
AMEZAGA, Alfredo, inf ('02-04)+
ANDERSON, Brian, lhp ('93-95)
ANDERSON, Garret, of ('94-)*
ANDERSON, Jim, inf ('78-79)#
ANDERSON, Kent, inf ('89-90)#
APIER, Kevin, rhp ('02-'03)
ARDELL, Dan, inf ('61)*
ARIAS, George, inf ('96-97)#
ARMAS, Tony, of ('87-89)#
ASPROMONTE, Ken, 2b ('61)#
AVERILL, Earl, of/c ('61-62)#
AYBAR, Erick, inf ('06-)+
AZCUE, Joe, c ('69-70, '72)#

-B-

BAHNSEN, Stan, rhp ('82)
BAILES, Scott, lhp ('90-92)
BAILEY, Ed, c/inf ('66)*
BALAZ, John, of/dh ('74-75)#
BANNISTER, Floyd, lhp ('91)*
BARBER, Steve, lhp ('72-73)

BARLOW, Mike, inf ('77-79)#
BARNES, Larry, inf ('01)*
BARR, Jim, rhp ('79-80)
BAUGHMAN, Justin, inf ('98, '00)#
BAYLOR, Don, of/dh ('77-82)#
BEASLEY, Chris, rhp ('91)
BECQUER, Julio, inf ('61)*
BELCHER, Tim, rhp ('99-'00)
BELINSKY, Bo, lhp ('62-64)
BELLINGER, Clay, inf/of ('02)
BENIQUEZ, Juan, of/dh ('81-85)#
BENNETT, Dennis, lhp ('68)
BENNETT, Erik, rhp ('95)
BERGMAN, Dusty, lhp ('04)
BERRY, Ken, of ('71-73)#
BICHETTE, Dante, of ('88-90)#
BIELECKI, Mike, rhp ('95)
BILKO, Steve, inf ('61-62)#
BLATERIC, Steve, rhp ('75)
BLYLEVEN, Bert, rhp ('89-92)
BOCHTE, Bruce, c ('74-77)*
BOLICK, Frank, inf ('98)+
BONDS, Bobby, of/dh ('76-77)#
BOONE, Bob, c ('82-88)#
BOOTCHECK, Chris, rhp ('03, '05-)
BORBON, Pedro, rhp ('69)
BORDERS, Pat, c ('96)#
BORLAND, Toby, rhp ('01)
BOSKIE, Shawn, rhp ('95-96)
BOSLEY, Thad, of ('77, '88)*
BOSTOCK, Lyman, of ('78)*
BOTTENFIELD, Kent, rhp ('00)
BOTTING, Ralph, lhp ('79-80)
BOTZ, Bob, rhp ('62)
BOVEE, Mike, rhp ('97)
BOWSFIELD, Ted, lhp ('61-62)
BRADLEY, Tom, rhp ('69-70)
BRADY, Brian, of ('89)*
BRETT, Ken, lhp ('77-78)
BREWER, Jim, lhp ('75-76)
BRICKELL, Fritz, inf ('61)#
BRIDGES, Rocky, inf ('61)#
BRIGGS, Dan, inf/of ('75-77)*
BROOKS, Bobby, of ('73)#
BROOKS, Hubie, of/dh ('92)#
BROWN, Curt, rhp ('83)



DON BAYLOR



ANGELS ALL-TIME ROSTER

BROWN, Mike, of ('83-85, '88)
 BROWN, Randy, c ('69-70)*
 BROWN, Steve, rhp ('83-84)
 BRUNANSKY, Tom, of ('81)#
 BRUNET, George, lhp ('64-69)
 BRYDEN, T.R., rhp ('86)
 BUCKNER, Bill, inf/dh ('87-88)*
 BULGER, Jason, rhp ('06)
 BUJICE, DeWayne, rhp ('87-88)
 BURDETTE, Lew, rhp ('66-67)
 BURGESS, Tom, inf/of ('62)*
 BURGMEIER, Tom, lhp ('68)
 BURKE, Jamie, inf/c ('01-)#
 BURKE, Leo, of ('61-62)#
 BURLISON, Rick, inf ('81-86)#
 BUTCHER, Mike, rhp ('92-95)
 BYRD, Paul, rhp ('05)

-C-

CABRERA, Orlando, inf ('05-)
 CADARET, Greg, lhp ('97-98)
 CALLAWAY, Mickey, rhp ('02-'03)
 CAMPANERIS, Bert, inf ('79-81)#
 CANDELARIA, John, lhp ('85-87)
 CANERIA, John, rhp ('77-78)
 CARDENAL, Jose, of ('65-67)#
 CARDENAS, Leo, inf ('72)#
 CAREW, Rod, inf ('79-85)*
CARRASCO, Hector, rhp ('06-)
 CASALE, Jerry, rhp ('61)
 CAUSEY, Wayne, inf ('68)*
 CERV, Bob, of ('61)#
 CHADWICK, Ray, rhp ('86)
 CHALK, Dave, inf ('73-78)#
 CHANCE, Bob, inf ('69)*
 CHANCE, Dean, rhp ('61-66)
 CHAVEZ, Anthony, rhp ('97)
 CHRISTENSEN, Bruce, inf ('71)*
 CHRISTENSEN, Jason, lhp ('05)
 CIMINO, Pete, rhp ('67-68)
 CIMOLI, Gino, of ('65)#
 CLARK, Bob, of ('79-83)#
 CLARK, Rick, rhp ('67-69, '71-72)
 CLARK, Terry, rhp ('88-89)
 CLEAR, Mark, rhp ('79-80, '90)
 CLEMENTE, Edgard, of ('00)#

CLEMENTS, Pat, lhp ('85)
 CLEVENGER, Tex, rhp ('61)
 CLIBURN, Stan, c ('80)#
 CLIBURN, Stewart, rhp ('84-85,88)
 CLINTON, Lou, of ('64-65)#
 COACHMAN, Pete, inf ('90)#
 COATES, Jim, rhp ('65-67)
 COLANGELO, Mike, of ('99)#
 COLETTA, Chris, of ('72)*
 COLLINS, Dave, of/dh ('75-76)+
COLON, Bartolo, rhp ('04-)
 CONIGLIARO, Tony, of ('71)#
 CONSOLO, Billy, inf ('62)#
 COOK, Dennis, lhp ('02)
 COOK, Mike, rhp ('86-88)
 COOPER, Brian, rhp ('99-'01)
 CORBETT, Doug, rhp ('82-86)
 CORBETT, Sherman, lhp ('88-90)
 CORREIA, Rod, inf ('93-95)#
 COTTIER, Chuck, inf ('68-69)#
 COUGHRNY, Marlan, inf ('62)*
 COWAN, Billy, inf/of ('69-72)#
 COWENS, Al, of ('80)#
 COX, Terry, rhp ('70)
 CRIM, Chuck, rhp ('92-93)
 CRON, Chris, inf/dh ('91)#
 CRUZ, Todd, rhp ('80)
 CUELLAR, Mike, lhp ('77)
 CUMBERLAND, John, lhp ('74)
 CURTIS, Chad, of ('92-94)
 CURTIS, John, lhp ('82-84)

-D-

D'ACQUISTO, John, rhp ('81)
 DADE, Paul, of/dh ('75-76)#
 DALESANDRO, Mark, c ('94-95)#
 DARWIN, Bob, rhp ('62)
 DAVALILLO, Vic, of ('68-69)*
 DaVANON, Jeff, of ('99, '01-05)+
 DaVANON, Jerry, inf ('73)#
 DAVIS, Alvin, inf/dh ('92)*
 DAVIS, Bob, c ('81)#
 DAVIS, Chili, of/dh ('88-90,93-96)+
 DAVIS, Doug, inf/c ('88)#
 DAVIS, Mark, of ('91)#
 DAVIS, Tommy, inf/dh ('76)#
 DAVIS, Willie, of/dh ('79)*
 DeCINCES, Doug, inf ('82-87)#
 DECKER, Steve, c ('99)#
 DEES, Charlie, inf ('63-65)*
 DELGADO, Wilson, inf ('03)+
 DeLUCIA, Rich, rhp ('97-'98)
 DICKSON, Jason, rhp ('96-00)
 DIMICHELE, Frank, lhp ('88)
 DiSARCINA, Gary, inf ('89-01)#
 DOBSON, Chuck, rhp ('74-75)
 DOHERTY, John, lhp ('74-75)



GARY DISARCINA

DONNELLY, Brendan, rhp ('02-06)
 DONOHUE, Jim, rhp ('61-62)
 DONOHUE, Tom, c ('79-80)#
 DOPSON, John, rhp ('94)
 DORSETT, Brian, c ('88)#
 DORSEY, Jim, rhp ('80)
 DOWNING, Brian, c/of ('78-90)#
 DOYLE, Denny, inf ('74-75)*
 DOYLE, Paul, lhp ('70, '72)
 DRAGO, Dick, rhp ('76-77)
 DUCEY, Rob, of/dh ('92)*
 DUKES, Tom, rhp ('72)
 DULIBA, Bob, rhp ('63-64)
 DUNN, Scott, rhp ('04)
 DUNNING, Steve, rhp ('76)
 DUREN, Ryne, rhp ('61-62)
 DURRINGTON, Trent, inf ('99-00, '03)#

-E-

EASLER, Mike, of ('76)*
 EASLEY, Damion, inf ('92-96)#
 ECKSTEIN, David, inf ('01-04)#
 EDDY, Steve, rhp ('79)
 EDENFIELD, Ken, rhp ('95-96)
 EDMONDS, Jim, of ('93-99)*
 EENHOORN, Robert, inf ('96-97)#
 EGAN, Dick, rhp ('66)*
 EGAN, Tom, rhp ('65-70, '74-75)#
 EICHHORN, Mark, rhp ('90-92,96)#
 ELLIS, Robert, rhp ('96)#
 ELLIS, Sammy, rhp ('68)#
 ENCARNACION, Angelo, c ('97)#
 EPPARD, Jim, inf/of ('87-89)*
 EPSTEIN, Mike, inf ('73-74)*
 ERSTAD, Darin, inf/of ('96-06)*
ESCOBAR, Kelvim, rhp ('04-)
 ETCHEBARRÉN, Andy, c ('75-77)#
 ETHERTON, Seth, rhp ('00)#

-F-

FABREGAS, Jorge, c ('94-97, '01-02)*
 FAIRLY, Ron, inf/dh ('78)*
 FARRELL, John, rhp ('93-94)#

FASANO, Sal, c ('02)#
 FELIX, Junior, of ('91-92)+
 FERGUSON, Joe, c ('81-83)#
 FERNANDEZ, Jose, inf ('01)#
 FERRIS, Bob, rhp ('78-80)
 FETTERS, Mike, rhp ('89-91,98)
 FIELDER, Cecil, inf/dh ('98)#
FIGGINS, Chone, inf/of ('02-)+
 FIGUEROA, Ed, rhp ('74-75)
 FIMPLE, Jack, c ('87)#
 FINLEY, Chuck, lhp ('86-99)
 FINLEY, Steve, of ('05)*
 FISCHER, Todd, rhp ('86)
 FISHER, Eddie, rhp ('69-72)
 FITZGERALD, Mike, of/c ('92)#
 FITZMORRIS, Al, rhp ('78)
 FLORA, Kevin, inf ('91,95)#
 FLORES, Gil, of ('77)#
 FOILES, Hank, c ('63-64)#
 FOLI, Tim, inf ('82-83)#
 FORD, Dan, of/dh ('79-81)#
 FORSCH, Ken, rhp ('81-86)
 FORSTER, Terry, lhp ('86)
 FORTUGNO, Tim, lhp ('92-93)
 FOSTER, Alan, rhp ('72)
 FOWLER, Art, rhp ('61-64)
 FOWLKES, Alan, rhp ('85)
 FOYTACK, Paul, rhp ('63-64)
 FRASER, Willie, rhp ('86-90)
 FREGOSI, Jim, inf ('61-71)#
 FREY, Steve, lhp ('92-93)
 FROHWIRTH, Todd, rhp ('96)
 FROST, Dave, rhp ('78-81)
 FULLMER, Brad, dh/inf ('02-03)*
 FYHRIE, Mike, rhp ('99)



CHUCK FINLEY

-G-

GABRIELSON, Len, of ('67)*
 GAETTI, Gary, inf/dh ('91-93)#
 GALARRAGA, Andres, inf/dh ('04)#
 GALLAGHER, Al, inf ('73)#
 GALLAGHER, Dave, of ('91,95)#
 GANT, Ron, of/dh ('00)#
 GARCIA, Carlos, inf ('98)#
 GARCIA, Miguel, lhp ('87)



DEAN CHANCE

ANGELS ALL-TIME ROSTER

GARR, Ralph, of/dh ('79-80)*
 GARRETT, Adrian, c/dh ('75-76)*
 GARRETT, Greg, lhp ('70)
 GARVER, Ned, rhp ('61)
 GATEWOOD, Aubrey, rhp ('63-65)
 GEISHERT, Vern, rhp ('69)
 GERBER, Craig, inf ('85)*
 GIL, Benji, inf ('00-03)#
 GILBRETH, Bill, lhp ('74)
 GLAUS, Troy, inf ('98-04)#
 GLOVER, Gary, rhp ('03)
 GOHR, Greg, rhp ('96)
 GOLTZ, Dave, rhp ('82-83)
 GONZALES, Larry, c ('93)#
 GONZALES, Rene, inf ('92-93;95)#
 GONZALEZ, Jose, of ('92)#
 GONZALEZ, Tony, of ('70-71)*
 GOODWIN, Dan, inf/dh ('75, '77-78)*
 GOTAY, Julio, inf ('65)#
 GRABARKIEWITZ, Bill, inf ('73)#
 GRAHE, Joe, rhp ('90-94)
 GRBA, Eli, rhp ('61-63)
 GREBECK, Craig, inf ('97)#
 GREEN, Lenny, of ('64)*
 GREEN, Steve, rhp ('01)
 GREENE, Todd, c/dh ('96-99)#
 GREGG, Kevin, rhp ('03-06)
 GREGORIO, Tom, C ('03)#
 GRICH, Bobby, inf ('77-86)#
 GRIFFIN, Doug, inf ('70)#
 GRIFFIN, Tom, rhp ('78)
 GRIMSLEY, Jason, rhp ('96)
 GROSS, Kevin, rhp ('97)
 GRUBER, Kelly, inf ('93)#
 GUBICZA, Mark, rhp ('97)
 GUERRERO, Mario, inf/dh ('76-77)#
 GUERRERO, Vladimir, of ('04-)*
 GUILLEN, Jose, of ('04)#



BRIAN HARVEY

-H-

HABYAN, John, rhp ('95)
 HALICKI, Ed, rhp ('80)
 HALL, Jimmie, of ('67-68)

HALTER, Shane, inf ('04)#
 HAMILTON, Jack, rhp ('67-68)
 HAMLIN, Ken, inf ('61)#
 HAMPTON, Ike, c ('75-79)+
 HANCOCK, Ryan, rhp ('96)
 HAND, Rich, rhp ('73)
 HARKEY, Mike, rhp ('95)
 HARLOW, Larry, of ('79-81)
 HARPER, Brian, of ('79, '81)#
 HARPER, Tommy, inf/dh ('75)#
 HARRELSON, Bill, rhp ('68)
 HARRIS, John, inf ('79-81)*
 HARRIS, Pep, rhp ('96-99)
 HARTZELL, Paul, rhp ('76-78)#
 HARVEY, Bryan, rhp ('87-92)
 HASEGAWA, Shigetoshi, rhp ('97-01)
 HASSLER, Andy, lhp ('71,73-76,80-83)*
 HATHAWAY, Hilly, lhp ('92-93)
 HAYES, Von, of/dh ('92)*
 HEFFNER, Bob, rhp ('68)
 HEISE, Bob, inf ('74)#
 HELD, Woodie, inf/of ('67-68)#
 HEMAN, Russell, rhp ('61)#
 HEMPHILL, Bret, c ('99)+
 HENDERSON, Rickey, of ('97)#
 HENDRICK, George, of/dh ('85-88)#
 HENSLEY, Matt, rhp ('04)
 HERNANDEZ, Jackie, inf ('65-66)#
 HERRMANN, Ed, c ('76)*
 HIATT, Jack, c/inf ('64, '72)#
 HIBBS, Jim, dh ('67)#
 HICKS, Jim, of ('69-70)#
 HILL, Donnie, inf ('90-91)
 HILL, Glenallen, of/dh ('01)#
 HILL, Ken, rhp ('97-00)
 HINCHLIFFE, Brett, rhp ('00)#
 HINTON, Chuck, inf/of ('68)#
 HOBSON, Butch, inf ('81)#
 HOCKENBERRY, Chuck, rhp ('75)
 HOFFMAN, Glenn, inf ('89)#
 HOLLAND, Al, lhp ('85)*
 HOLLINS, Dave, inf ('97-98)+
 HOLTZ, Mike, lhp ('96-01)
 HOLZEMER, Mark, lhp ('93, '95-96)
 HOWARD, Doug, inf/of ('72-74)#
 HOWELL, Jack, inf/dh ('85-91;96-97)*
 HUDLER, Rex, inf/of ('94-96)#
 HUDSON, Charlie, lhp ('75)
 HUMPHREY, Terry, c ('76-79)#
 HUNT, Ken, of ('61-63)#
 HUSON, Jeff, inf ('99)*

-I-

IZTURIS, Maicer, inf ('05-)+



WALLY JOYNER

-J-

JACKSON, Bo, of/dh ('94)#
 JACKSON, Reggie, of/dh ('82-86)*
 JACKSON, Ron, of ('75-78;82-84)#
 JAMES, Johnny, rhp ('61)
 JAMES, Mike, rhp ('95-99)
 JAVIER, Stan, of ('93)+
 JEFFERIES, Gregg, inf/of ('98)+
 JEFFERSON, Jesse, rhp ('81)
 JOHN, Tommy, lhp ('82-85)
 JOHNSON, Alex, of ('70-71)#
 JOHNSON, Gary, of ('03)*
 JOHNSON, Keith, inf ('00)#
 JOHNSON, Lou, of ('61,69)#
 JOHNSON, Mark, inf ('98)*
 JOHNSTONE, Jay, of ('66-70)
 JONES, Bob, of ('76-77)*
 JONES, Greg, rhp ('03, '05-)
 JONES, Ruppert, of ('85-87)*
 JOYNER, Wally, inf ('86-91, '01)*
 JUDEN, Jeff, rhp ('98)

-K-

KARL, Scott, lhp ('00)
 KAUFMAN, Curt, rhp ('84)
 KEALEY, Steve, rhp ('68-70)
 KEEDY, Pat, inf/of ('85)#
 KELLEHER, Mick, inf ('82)#
 KELSO, Bill, rhp ('64-67)
 KENDRICK, Howie, inf ('06-)#
 KENNEDY, Adam, inf ('00-06)*
 KINGMAN, Dave, of/dh ('77)#
 KIPPER, Bob, lhp ('85)
 KIRKPATRICK, Ed, c/of ('62-68)*
 KIRKWOOD, Don, rhp ('74-77)
 KISON, Bruce, rhp ('80-84)
 KLINE, Ron, rhp ('61)
 KLUSZEWski, Ted, inf ('61)*
 KNAPP, Chris, rhp ('78-80)
 KNOOP, Bobby, inf ('64-69)#
 KOPPE, Joe, inf ('61-65)#
 KOSCO, Andy, of ('72)#
 KOSTRO, Frank, of ('63)#
 KOTCHMAN, Casey, inf ('04-)*
 KRAWCZYK, Ray, rhp ('88)
 KREUTER, Chad, c ('97, '98)+
 KUBSKI, Gil, of ('80)*
 KUHAULUA, Fred, lhp ('77)
 KUSNYER, Art, c ('71-73)#

-L-

LACEY, Bob, lhp ('83)
 LACKEY, John, rhp ('02-)
 LaCORTE, Frank, rhp ('84)
 LAHOUD, Joe, of/dh ('74-76)*
 LANDREAU, Ken, of ('77-78)*
 LANGE, Dick, rhp ('72-75)
 LANGSTON, Mark, lhp ('90-97)
 LANSFORD, Carney, inf ('78-80)#
 LaROCHE, Dave, lhp ('70-71;77-80)
 LASHER, Fred, rhp ('71)
 LATMAN, Barry, rhp ('64-65)
 LAZORKO, Jack, rhp ('87-88)
 LEE, Bob, rhp ('64-66)
 LEE, Don, rhp ('62-65)
 LEE, Mike, lhp ('63)
 LEEK, Gene, inf ('61-62)
 LEFFERTS, Craig, lhp ('94)
 LEFTWICH, Phil, rhp ('93-94, '96)
 LEITER, Mark, rhp ('94)
 LEJA, Frank, inf ('62)*
 LEMANCZYK, Dave, rhp ('80)
 LEVINE, Al, rhp ('99-02)
 LEWIS, Scott, rhp ('90-94)
 LEYRITZ, Jim, c/dh ('97)#
 LINARES, Rufino, dh ('85)#
 LIND, Jose, inf ('95)#
 LINTON, Doug, rhp ('93)#
 LLENAS, Winston, inf/of ('68-69, '72-75)#
 LOCKE, Bobby, rhp ('67-68)
 LOCKWOOD, Skip, rhp ('74)
 LOPEZ, Carlos, of/dh ('76)#
 LOPEZ, Marcelino, lhp ('65-67)
 LOPEZ, Ramon, rhp ('66)
 LORRAINE, Andrew, lhp ('94-95)
 LOVEFACE, Vance, lhp ('88-89)
 LOVULLO, Torey, inf ('93)
 LUBRATICH, Steve, inf ('81, '83)#
 LUCAS, Gary, lhp ('86-87)
 LUGO, Urbano, rhp ('85-88)
 LUKASIEWICZ, Mark, lhp ('01-02)
 LUKE, Matt, inf ('99)*
 LULLOA, Keith, inf ('00)#



ANGELS ALL-TIME ROSTER

LYNN, Fred, of ('81-84)*
LYONS, Barry, inf ('91)#

-M-

MACHEMER, Dave, inf ('78)#
MACK, Tony, rhp ('85)
MAGNANTE, Mike, lhp ('99)
MAGRANE, Joe, lhp ('93-94)
MAHLER, Mickey, lhp ('81-82)
MALONEY, Jim, rhp ('71)
MALZONE, Frank, inf ('66)#
MARSHALL, Mike, rhp ('91)
MARTIN, Paco, inf ('98)
MARTINEZ, Carlos, inf/dh ('95)#
MARTINEZ, Fred, rhp ('80-81)
MASHORE, Damon, of ('98)#
MATHIS, Jeff, c ('05-)#
MATRANGA, David, inf ('05)#
MAY, Carlos, of/dh ('77)*
MAY, Darrell, lhp ('96-97)
MAY, Rudy, lhp ('65, '69-74)
McBRIDE, Ken, rhp ('61-65)
McCASILL, Kirk, rhp ('85-91)
McCLURE, Bob, lhp ('89-91)
McCRAW, Tom, inf/of ('73-74)
McDOWELL, Jack, rhp ('98-99)
McELROY, Chuck, lhp ('96-97)
McFARLANE, Orlando, c ('67-68)#
McGLOTHLIN, Jim, rhp ('65-69)
McLAUGHLIN, Byron, rhp ('83)#
McLEMORE, Mark, inf ('86-90)+
McMULLEN, Ken, inf ('70-72)#
McPHERSON, Dallas, inf ('04-)*
MELTON, Bill, inf/dh ('76)#
MEOLI, Rudy, inf ('71, '73-75)*
MERCKER, Kent, lhp ('00)
MERLONI, Lou, inf ('05)#
MESSERSMITH, Andy, rhp ('68-72)
MEYER, Robert, lhp ('64)
MIADICH, Bart, rhp ('01, '03)
MILEY, Mike, inf ('75-76)+
MILLER, Darrell, c ('84-88)#
MILLER, Dyar, rhp ('77-79)
MILLER, Rick, of ('78-80)*
MINCHER, Don, inf ('67-68)*
MINTON, Greg, rhp ('87-90)
MINTZ, Steve, rhp ('99)
MOELLER, Ron, lhp ('61-63)
MOLINA, Bengie, c ('98-05)#
MOLINA, Jose, c ('01-)#
MONDESI, Raul, of ('04)#
MONGE, Sid, lhp ('75-77)
MONTAGUE, John, rhp ('79-80)
MONTANEZ, Guillermo, inf ('66)*

MONTEAGUDO, Aurelio, rhp ('73)
MONTELEONE, Rich, rhp ('88-89, '95, '96)
MOORE, Balor, lhp ('77)
MOORE, Donnie, rhp ('85-88)
MORALES, Kendry, inf ('06-)+
MORAN, Billy, inf ('61-64)#
MORENO, Angel, lhp ('81-82)*
MORENO, Jose, inf/dh ('82)+
MORGAN, Tom, rhp ('61-63)
MORRIS, John, of ('92)*
MORTON, Bubba, of ('66-69)#
MOSELEY, Dustin, rhp ('06-)
MOSES, Jerry, c ('71)#
MOTSON, Curt, of ('72)#
MULLINIKS, Rance, inf ('77-79)*
MURPHY, Tom, rhp ('68-72)#
MURPHY, Tommy, of ('06-)+
MURRAY, Eddie, inf/dh ('97)+
MYERS, Greg, c ('92-95)*

-N-

NAPOLI, Mike, c ('06-)#
NARRON, Jerry, c ('83-86)*
NAVARRO, Julio, rhp ('62-64)
NELSON, Gene, rhp ('93)
NELSON, Mel, lhp ('63)
NETTLES, Morris, of ('74-75)*
NEVIN, Phil, inf/c ('98)#
NEWMAN, Fred, rhp ('62-67)
NIELSEN, Jerry, lhp ('93)
NIEVES, Jose, inf ('01-02)#
NOBOA, Junior ('88)#
NOLAN, Gary ('77)#
NORDBROOK, Tim ('76)#
NUXHALL, Joe ('62)*

-O-

OBBERKELL, Ken ('92)*
O'BERRY, Mike ('83)#
O'BRIEN, Charlie ('98-99)#
O'BRIEN, Syd ('71-72)#
OCHOA, Alex, of ('02)#
OLIVARES, Omar ('98-99)#
OLIVER, Bob ('72-74)#
ORTEGA, Phil ('69)#
ORTIZ, Ramon ('99-04)#
ORTON, John, c ('89-93)#
OSINSKI, Dan, rhp ('62-64)
OTT, Ed, c ('81)*
OVERY, Mike, rhp ('76)
OWEN, Spike, inf ('94-95)+
OWENS, Eric, of ('03)#
OYLER, Ray, inf ('70)#

-P-

PACTWA, Joe ('75)*
PALMEIRO, Orlando, of ('95-02)*
PARKER, Billy, inf ('71-73)#
PARKER, Dave, dh ('91)*
PARRISH, Lance, c ('89-92)#
PATEK, Fred, inf ('80-81)#
PATTERSON, Bob, rhp ('94-95)
PATTERSON, Ken, lhp ('93, '94)
PATTIN, Marty, rhp ('68)
PAUL, Josh, c ('04-05)#
PEARSON, Albie, of ('61-66)*
PENA, Orlando, rhp ('74-75)
PENNINGTON, Brad, lhp ('96)
PERALTA, Joel, rhp ('05)
PERCIVAL, Troy, rhp ('95-04)
PEREZ, Eduardo, inf ('93-95)#
PEREZ, Marty, inf ('69-70)#
PERISHO, Matt, lhp ('97)
PERRANOSKI, Ron, lhp ('73)
PERRY, Bob, of ('63-64)#
PETKOVSEK, Mark, rhp ('99-00)
PETRY, Dan, rhp ('88-89)
PETTIS, Gary, of ('82-87)+
PHILLIPS, Tony, of/dh ('95, '97)+
PICCIOLO, Rob, inf ('84)#
PICHE, Ron, rhp ('65)
PIERSALL, Jimmy, of ('63-67)#
PINA, Horacio, rhp ('74)
PINSON, Vada, of ('72-73)*
POLIDOR, Gustavo, inf ('85-88)#
POLONIA, Luis, of ('90-93)*
POTE, Lou, rhp ('99-02)
POWER, Vic, inf ('64-65)#
PRIDDY, Bob, rhp ('69)
PRIDE, Curtis, of ('04-06)*
PRIETO, Chris, of, ('05)*
PRINZ, Bret, rhp, ('05)
PRITCHETT, Chris, inf ('96, '98-99)*

-Q-

QUEEN, Mel, rhp ('70-72)
QUINLAN, ROBB, inf/of ('03-)#
QUINTANA, Luis, lhp ('74-75)

-R-

RAMIREZ, Julio, of ('02)
RAMIREZ, Orlando, inf ('74-77, '79)#
RAMOS, Domingo, inf/of ('88)#
RANEW, Merritt, c ('65)*
RAPP, Pat, rhp ('01)
RAU, Doug, lhp ('81)
RAY, Johnny, inf ('87-90)+
RAZIANO, Barry, rhp ('74)



MICKEY RIVERS

REDFIELD, Joe, inf ('88)#
REED, Howie, rhp ('66)
REICHARDT, Rick, of ('64-70)#
REMY, Jerry, inf ('75-77)*
RENKO, Steve, rhp ('81-82)
REPOZ, Roger, inf/of ('67-72)*
RETTENMUND, Merv, of/dh ('78-80)#
REUSS, Jerry, lhp ('87)
REYNOLDS, Archie, rhp ('71)
REYNOLDS, Harold, inf ('94)+
REYNOLDS, Tom, of ('70-71)#
RICE, Del, c ('61)#
RICHARDSON, Jeff, rhp ('90)
RIGGS, Adam, inf ('03-04)#
RIVERA, Juan, of ('05-)#
RIVERS, Mickey, of ('70-75)*
ROBERTSON, Rich, lhp ('98)
ROBINSON, Don, rhp ('92)
ROBINSON, Frank, of/dh ('73-74)#
ROBINSON, Jeff, rhp ('91)
RODGERS, Buck, c ('61-69)+
RODRIGUEZ, Aurelio, inf ('67-70)#
RODRIGUEZ, Ellie, c ('74-75)#
RODRIGUEZ, Francisco, rhp ('02-)
RODRIGUEZ, Rich, lhp ('03)
ROJAS, Minnie, rhp ('66-68)
ROMANICK, Ron, rhp ('84-86)
ROMERO, J.C., lhp ('06)
ROOF, Phil, c ('65)#
ROSE, Bobby, inf ('89-92)#
ROSE, Don, rhp ('72)
ROSS, Gary, rhp ('75-77)
RUBIO, Jorge, rhp ('66-67)
RUDI, Joe, of ('77-80)#
RUHL, Vern, rhp ('86)
RUIZ, Chico, inf ('70-71)+
RYAL, Mark, of ('86-87)*
RYAN, Nolan, rhp ('72-79)

ANGELS ALL-TIME ROSTER

-S-

SADOWSKI, Bob, lhp ('63)
 SADOWSKI, Ed, c ('61-63)#
 SALMON, Tim, of ('92-06)#
 SAMPEN, Bill, rhp ('94)
 SANCHEZ, Luis, rhp ('81-85)
 SANDERS, Ken, rhp ('74)
 SANDERSON, Scott, rhp ('93, '95-96)
 SANDS, Charlie, c/dh ('73-74)*
 SANFORD, Jack, rhp ('65-67)
SANTANA, Ervin, rhp ('05-)
 SATRIANO, Tom, inf ('61-69)*
SAUNDERS, Joe, lhp ('05-)
 SCHAAL, Paul, inf ('64-68, '74)#
 SCHEINBLUM, Richie, of/dh ('73-74)+
 SCHMIDT, Jeff, rhp ('96)
 SCHOENEWEIS, Scott, lhp ('99-03)
 SCHOFIELD, Dick, inf ('83-92, '96)#
 SCHROEDER, Bill, c/inf ('89-90)#
 SCHU, Rick, inf ('90)#
 SCHULER, Dave, lhp ('79-80)



TIM SALMON

SCHWARZ, Jeff, rhp ('94)
 SCONTIERS, Daryl, inf/dh ('81-85)*
 SCOTT, Darryl, rhp ('93)
 SCOTT, Mickey, lhp ('75-77)
 SELE, Aaron, rhp ('02-04)
 SELLS, Dave, rhp ('72-75)
 SELMA, Dick, rhp ('74)
 SEMPROCH, Roman, rhp ('61)
 SHANK, Harvey, rhp ('70)
 SHEETS, Andy, inf ('99)#
 SHERRY, Larry, rhp ('68)
SHIELDS, Scot, rhp ('01-)
 SHIPLEY, Craig, inf ('98)#
 SHOCKLEY, Costen, inf ('65)*
 SIEBERN, Norm, inf ('66)*

SILVEREO, Tomas, of ('70-72)*
 SILVESTRI, Dave, inf ('99)#
 SIMMONS, Curt, lhp ('67)
 SIMPSON, Dick, of ('62, '64-65)#
 SIMPSON, Wayne, rhp ('77)
 SINGER, Bill, rhp ('73-75)
 SKAGGS, Dave, c ('80)#
 SKOWRON, Bill, inf ('67)#
 SLATON, Jim, rhp ('84-86)
 SLAUGHT, Don, c ('96)#
 SMITH, B.G., of ('65)#
 SMITH, Billy, inf ('75-76)+
 SMITH, D.W., rhp ('84-85)
 SMITH, Dwight, of ('94)*
 SMITH, Lee, rhp ('95-96)
 SMITH, Willie, lhp ('64-66)
 SNOW, J.T., inf ('93-96)+
 SOJO, Luis, inf ('91-92)#
 SOLATA, Tony, inf/dh ('76-78)*
 SORESENSEN, Zach, of ('05)+
 SPANGLER, Al, of ('65-66)*
 SPARKS, Steve, rhp ('98-99)
 SPENCER, Jim, inf ('68-73)*
 SPIEZIO, Scott, inf/dh ('00-03)+
 SPRING, Jack, lhp ('61-64)
 SPRINGER, Dennis, rhp ('96-97)
 SPRINGER, Russ, rhp ('93-'95)
 SPROUT, Bob, lhp ('61)
 STANTON, Leroy, of ('72-76)#
 STEIRER, Ricky, rhp ('82-84)
 STELMASZEK, Rick, c ('73)*
 STEPHENSON, John, c ('71-73)*
 STEVENS, Lee, inf ('90-92)*
 STILLWELL, Kurt, inf ('93)+
 STOCKER, Kevin, inf ('00)+
 STONEMAN, Bill, rhp ('74)
 STUART, Dick, inf ('69)#
 STUBING, Moose, inf ('67)*
 SUDAKIS, Bill, dh ('75)+
 SUKLA, Ed, rhp ('64-65)
 SUTTON, Don, rhp ('85-87)#
 SWAN, Craig, rhp ('84)
 SWINGLE, Paul, rhp ('93)

-T-

TANANA, Frank, lhp ('73-80)
 TANNER, Chuck, of ('61-62)*
 TATUM, Jarvis, of ('68-70)#
 TATUM, Ken, rhp ('69-70)
 TAYLOR, Bob, c ('67)#



FRANK TANANA

THOMAS, Derrel, inf/of ('84)+
 THOMAS, George, of ('61-63)#
 THOMAS, Lee, inf/of, ('61-64)*
 THOMPSON, Jason, inf/dh ('80)*
 THON, Dickie, inf ('79-80)#
 THRONEBERRY, Faye, of ('61)*
 TIAN, Luis, rhp ('82)
 TINGLEY, Ron, c ('89-93)#
 TORBORG, Jeff, c ('71-73)#
 TORRES, Felix, inf ('62-64)#
 TORRES, Rusty, of ('76-77)+
 TRAVERS, Bill, lhp ('81-83)*
 TREVINO, Bobby, of ('68)#
 TURLEY, Bob, rhp ('63)
 TURNBOW, Derrick, rhp ('00, '03)
 TURNER, Chris, c ('93-97)#
 TURNER, Ken, lhp ('67)

-U-

UNROE, Tim, inf/of ('99)#

-V-

VALDES, Ismael, rhp ('01)
 VALENTINE, Bobby, of ('73-75)#
 VALENTINE, Ellis, of ('83)+
 VALENZUELA, Fernando, lhp ('91)
 VALERA, Julio, rhp ('92-95)
 VAN BURKLEO, Ty, inf ('93)*
 VAN RYN, Ben, lhp ('96)
 VAUGHN, Mo, inf/dh ('99-01)*
 VELARDE, Randy, inf ('96-99)#
 VENABLE, Max, of ('89-91)*
 VERHOEVEN, John, rhp ('76-77)
 VINSON, Charlie, inf ('66)*
 VOSS, Bill, of ('69-70)*

-W-

WAGNER, Leon, of ('61-63)*
 WALBECK, Matt, c ('98-00)+
 WALEWANDER, Jim, inf ('93)+
 WALKER, Chico, of ('88)+
 WALKER, Tom, rhp ('77)
 WALL, Donne, rhp ('02)

WALLACE, Don, inf ('67)*
 WALLACH, Tim, inf ('96)#
 WALTON, Jerome, of ('93)#
 WANTZ, Dick, rhp ('65)
 WARD, Bryan, lhp ('00)
 WARNER, Jack, of ('66)#
 WASHBURN, Greg, rhp ('69)
 WASHBURN, Jarrod, lhp ('98-05)
 WASHINGTON, Claudell, of ('89-90)*
 WATSON, Allen, lhp ('97-98)
 WEAVER, Eric, rhp ('00)
 WEAVER, Jeff, rhp ('06)
WEAVER, Jered, rhp ('06-)
 WEAVER, Jim, lhp ('67-68)
 WEBER, Ben, rhp ('00-04)
 WERHAS, John, inf ('67)#
 WESSON, Barry, of ('03)#
 WHELOCK, Gary, rhp ('76)
 WHITE, Devon, of ('85-90)+
 WHITMER, Dan, c ('80)#
 WILFONG, Rob, inf ('82-86)*
 WILHELM, Hoyt, rhp ('69)
 WILLHITE, Nick, lhp ('67)
 WILLIAMS, Mitch, lhp ('95)
 WILLIAMS, Reggie, of ('92, '98-99)#
 WILLIAMS, Shad, rhp ('96-97)
 WILSHUSEN, Terry, rhp ('73)
 WILSON, Tack, of ('87)#
 WILSON, Trevor, lhp ('98)
 WINDHORN, Gordon, of ('62)#
 WINFIELD, Dave, of/dh ('90-91)#
 WISE, Matt, rhp ('00-03)
 WITT, George, rhp ('62)
 WITT, Mike, rhp ('81-90)
 WOLF, Wally, rhp ('69-70)
 WOODS, Jake, lhp ('05)
 WOOTEN, Shawn, c/inf ('00-03)#
 WRIGHT, Clyde, lhp ('66-73)*
 WYNEGAR, Butch, c ('87-88)+
 WYNN, Billy, rhp ('71)

-Y-

YAN, Esteban, rhp ('05-06)
 YOST, Eddie, inf ('61-62)
 YOUNG, Cliff, lhp ('90-91)

-Z-

ZAHN, Geoff, lhp ('81-85)



ANGELS OPENING DAY LINEUPS

1961	1962	1963	1964	1965	1966	1967	1968
Yost, 3b Aspromonte, 2b Pearson, rf Kluszewski, 1b Cerv, lf Hunt, cf Brickell, ss Rice, c Grba, p W, 7-2 @ Balt.	Pearson, rf Koppe, ss L. Thomas, cf Wagner, lf Torres, 3b Yost, 1b Rodgers, c Moran, 2b Grba, p L, 2-1 @ Chi.	Pearson, cf Moran, 2b L. Thomas, 1b Wagner, lf Rodgers, c G. Thomas, rf Torres, 3b Fregosi, ss McBride, p W, 4-1 vs. Bos. @ L.A.	Pearson, lf Moran, 3b Fregosi, ss Adcock, 1b L. Thomas, rf Rodgers, c Simpson, cf Knoop, 2b McBride, p W, 4-0 @ Was.	Cardenal, cf Fregosi, ss Smith, lf Shockley, 1b Clinton, rf Rodgers, c Schaal, 3b Knoop, 2b Newman, p L, 7-1 vs. Cle. @ L.A.	Cardenal, cf Knoop, 2b Fregosi, ss Adcock, 1b Reichardt, lf Warner, rf Schaal, 3b Rodgers, c Chance, p L, 3-2 @ Chi. @ Anaheim	Schaal, 3b Fregosi, ss Hall, rf Reichardt, lf Mincher, 1b Cardenal, cf Rodgers, c Knoop, 2b Brunet, p W, 4-2 vs. Det. @ Anaheim	Schaal, 3b Fregosi, ss Mincher, 1b Hinton, rf Reichardt, lf Repoz, cf Rodgers, c Knoop, 2b Brunet, p L, 1-0 @ N.Y.
1969	1970	1971	1972	1973	1974	1975	1976
Voss, rf Fregosi, ss Johnstone, cf Reichardt, lf Stuart, 1b Rodriguez, 3b Satriano, c Knoop, 2b McGlothlin, p L, 4-3 vs. Sea. @ Anaheim	Alomar, 2b Fregosi, ss Voss, rf A. Johnson, lf Spencer, 1b Repoz, cf Aczue, c Rodriguez, 3b Messersmith, p W, 12-0 @ Mil.	Alomar, 2b Rivers, cf A. Johnson, lf Conigliaro, rf Spencer, 1b McMullen, 3b Moses, c Bery, cf Wright, p L, 4-1 vs. K.C. @ Anaheim	Alomar, 2b Rivers, cf Cardenas, ss Spencer, 1b McMullen, 3b Pinson, lf Stanton, rf Torborg, c Messersmith, p W, 1-0 vs. Tex. @ Anaheim	Grabarkewitz, 3b Valentine, ss Pinson, rf Robinson, lf McCraw, dh Spencer, 1b Berry, cf Stephenson, c Alomar, 2b Ryan, p W, 3-2 vs. K.C. @ Anaheim	Rivers, cf Doyle, 2b Valentine, lf Robinson, dh Epstein, 1b Oliver, 3b Stanton, rf Rodriguez, c Chalk, ss Ryan, p W, 8-2 @ Chi. @ Anaheim	Nettles, cf Rivers, lf Harper, dh Bochte, 1b Lahoud, rf Chalk, 3b Rodriguez, c Remy, 2b Ramirez, ss Ryan, p W, 3-2 vs. K.C. @ Anaheim	Collins, lf Remy, 2b Bochte, 1b Melton, dh Herrmann, c Stanton, rf Chalk, 3b Torres, cf Ramirez, ss Tanana, p L, 5-2 vs. Oak. @ Anaheim
1977	1978	1979	1980	1981	1982	1983	1984
Remy, 2b Grich, ss Bonds, rf Baylor, dh Rudi, lf Sulita, lf Fairly, 1b Bochte, cf Chalk, 3b Mulliniks, ss Humphrey, c Tanana, p W, 7-0 @ Sea.	Miller, rf Grich, 2b Bostock, cf Rudi, lf Baylor, dh Fairly, 1b Chalk, 3b Mulliniks, ss Humphrey, c Tanana, p W, 1-0 vs. Oak. @ Anaheim	Miller, cf Ford, rf Carew, 1b Baylor, dh Rudi, lf Lansford, 3b Downing, c Grich, 2b Mulliniks, ss Tanana, p L, 5-4 @ Sea.	Collins, cf Lansford, 3b Ford, rf Baylor, dh Carew, 1b Downing, c Rudi, lf Grich, 2b Patek, ss Frost, p W, 10-2 vs. Cle. @ Anaheim	Carew, 1b Burleson, ss Lynn, cf Baylor, dh Ford, rf Downing, c Brunansky, lf Grich, 2b Hobson, 3b Zahn, p W, 6-2 @ Sea.	Burleson, ss Lynn, cf Carew, 1b Jackson, rf Baylor, dh DeCinces, 3b Downing, lf Foli, 2b Boone, c Forsch, p L, 3-2 @ Oak.	Downing, lf Clark, rf Sonders, 1b Jackson, dh Lynn, cf DeCinces, 3b Grich, 2b Foli, ss Boone, c Kison, p W, 3-2 vs. Mil. @ Anaheim	Downing, dh Carew, 1b Bostock, lf DeCinces, 3b Lynn, rf Grich, 2b Schofield, ss Boone, c Pettis, cf Forsch, p W, 2-1 vs. Bos. @ Anaheim
1985	1986	1987	1988	1989	1990	1991	1992
Carew, 1b Beniquez, lf Grich, 2b DeCinces, 3b Downing, dh Jackson, rf Schofield, ss Boone, c Pettis, cf Witt, p L, 6-2 vs. Min. @ Anaheim	Grich, 2b Jones, rf Joyner, 1b Jackson, dh DeCinces, 3b Downing, lf Burleson, ss Boone, c Pettis, cf Witt, p L, 10-4 @ Sea.	Downing, dh Joyner, 1b DeCinces, 3b Hendrick, rf White, lf Wynegar, c Schofield, ss Pettis, cf McLemore, 2b Witt, p W, 7-1 vs. Sea. @ Anaheim	McLemore, 2b Ray, 2b Davis, rf Joyner, 1b Downing, dh White, cf Howell, 3b Boone, c Schofield, ss Witt, p L, 8-5 @ Chi.	Downing, dh Ray, 2b White, cf Joyner, 1b Armas, rf Bichette, lf Parrish, c Howell, 3b Schofield, ss Witt, p L, 9-2 vs. Chi. @ Anaheim	White, cf Sojo, 2b Joyner, 1b Davis, dh Bichette, lf Washington, rf Parrish, c Schu, 3b McLemore, ss Blyleven, p L, 7-4 vs. Sea. @ Anaheim	Polonia, lf Sojo, 2b Joyner, 1b Winfield, rf Parker, dh Parrish, c Gaetti, 3b Felix, cf Schofield, ss Finley, p W, 3-2 @ Sea. @ Anaheim	Polonia, lf Felix, cf Hayes, rf Brooks, dh Stevens, 1b Gaetti, 3b Parrish, c Rose, 2b DiSarcina, ss Langston, p L, 10-4 vs. Chi. @ Anaheim
1993	1994	1995	1996	1997	1998	1999	2000
Polonia, lf Curtis, cf Snow, 1b Davis, dh Salmon, rf Gonzales, 3b Easley, 2b DiSarcina, ss Orton, c Langston, p W, 3-1 vs. Mil. @ Anaheim	Curtis, cf Easley, 3b Salmon, rf Davis, dh Jackson, lf Perez, 1b Myers, c Reynolds, 2b DiSarcina, ss Langston, p W, 8-2 @ Min. @ Anaheim	Phillips, lf Easley, 2b Edmonds, cf Salmon, rf Perez, 3b Snow, 1b Allanson, c DiSarcina, ss Finley, p L, 5-4 vs. Det. @ Anaheim	Velarde, 2b Edmonds, cf Salmon, rf Davis, dh Snow, 1b Anderson, lf Arias, 3b Fabregas, c DiSarcina, ss Finley, p L, 15-9 vs. Mil. @ Anaheim	Erstad, 1b Alicia, 2b Edmonds, cf Salmon, rf Hollins, 3b Anderson, lf Murray, dh Leyritz, c DiSarcina, ss Langston, p L, 6-5 vs. Bos. @ Anaheim	Erstad, 1b Edmonds, cf Hollins, 3b Fielder, dh Anderson, lf Martin, 2b Walbeck, c DiSarcina, ss Langston, p W, 4-1 vs. N.Y. @ Anaheim	Erstad, lf Velarde, 2b Vaughn, 1b Salmon, rf Anderson, cf Glaus, 3b Spiezo, dh B. Molina, c DiSarcina, ss Belcher, p W, 6-5 vs. Cle. @ Anaheim	Erstad, lf Kennedy, 2b Vaughn, 1b Salmon, rf Anderson, cf Glaus, 3b Spiezo, dh B. Molina, c DiSarcina, ss Hill, p L, 3-2 vs. N.Y. @ Anaheim
2001	2002	2003	2004	2005	2006		
Erstad, cf Gil, ss Salmon, rf Glaus, 3b Anderson, lf Hill, dh B. Molina, c Spiezo, 1b Eckstein, 2b Schoeneweis, p L, 3-2 @ Tex.	Eckstein, ss Erstad, cf Salmon, rf Anderson, lf Glaus, 3b Fullmer, dh B. Molina, c Gil, 1b Kennedy, 2b Washburn, p L, 6-0 vs. Cle. @ Anaheim	Eckstein, ss Erstad, cf Salmon, rf Anderson, lf Fullmer, dh Glaus, 3b Salmon, dh B. Molina, c Kennedy, 2b Lackey, p L, 6-3 vs. Tex. @ Anaheim	Eckstein, ss Erstad, cf Guerrero, rf Anderson, cf Glaus, 3b Guillen, lf Salmon, dh J. Molina, c Kennedy, 2b Colon, p W, 10-5 @ Sea.	Erstad, 1b DaVanon, dh Guerrero, rf Anderson, lf Finley, cf Quinlan, 3b Cabrera, ss B. Molina, c Figgins, 2b Colon, p W, 2-1 vs. Tex. @ Anaheim	Figgins, 3b Cabrera, ss Anderson, dh Guerrero, rf Rivera, lf Erstad, cf Kotchman, 1b J. Molina, c Kennedy, 2b Colon, p W, 5-4 @ Sea.		

YEAR-BY-YEAR STATISTICAL REVIEW

(★ denotes led or tied for league lead)

1961 ANGELS BATTING

PLAYER	AVG	G	AB	R	H	TB	2B	3B	HR	RBI	SH	SF	HP	BB	IBB	SO	SB	CS
Ardell	.250	7	4	1	1	1	0	0	0	0	1	0	0	1	0	2	0	0
Aspromonte	.223	66	238	29	53	69	10	0	2	14	3	0	2	33	1	21	0	0
Averill	.266	115	323	56	86	158	9	0	21	59	1	4	2	62	1	70	1	0
Becquer	.000	11	8	0	0	0	0	0	0	0	0	0	0	1	0	5	0	0
Bilko	.279	114	294	49	82	160	16	1	20	59	0	2	0	58	2	81	1	1
Bowsfield	.137	46	51	5	7	10	1	1	0	2	2	0	0	2	0	19	0	0
Brickell	.122	21	49	3	6	6	0	0	0	3	0	0	0	6	0	9	0	0
Bridges	.240	84	229	20	55	68	5	1	2	15	4	0	1	26	0	37	1	0
Burke	.000	6	5	0	0	0	0	0	0	0	0	0	0	0	0	1	0	0
Casale	.462	13	13	2	6	11	2	0	1	2	0	0	0	1	0	4	0	0
Cerv	.158	18	57	3	9	18	3	0	2	6	1	1	0	1	0	8	0	0
Chance	.000	5	5	0	0	0	0	0	0	0	0	0	0	0	0	2	0	0
Clevenger	.000	12	3	0	0	0	0	0	0	0	0	0	0	0	0	1	0	0
Donohue	.148	38	27	0	4	5	1	0	0	1	0	0	0	0	0	7	0	0
Duren	.040	40	25	2	1	1	0	0	0	3	1	0	0	3	0	15	0	0
Fowler	.077	53	13	1	1	1	0	0	0	0	3	0	0	0	0	3	0	0
Fregosi	.222	11	27	7	6	6	0	0	0	3	1	0	0	1	0	4	0	0
Garver	.000	12	6	0	0	0	0	0	0	0	1	0	0	0	0	3	0	0
Grba	.234	42	64	8	15	24	3	0	2	11	8	1	1	6	0	17	0	0
Hamlin	.209	42	91	4	19	25	3	0	1	5	1	1	1	11	2	9	0	1
Heman	.000	6	1	0	0	0	0	0	0	0	0	0	0	0	0	1	0	0
Hunt	.255	149	479	70	122	232	29	3	25	84	3	6	4	49	1	120	8	2
James	.000	43	13	3	0	0	0	0	0	0	0	0	1	0	0	5	0	0
Johnson, J.	.000	1	0	0	0	0	0	0	0	0	0	0	0	0	0	0	0	0
Kline	.097	26	31	0	3	3	0	0	0	0	3	0	0	1	0	17	0	0
Kluszewski	.243	107	263	32	64	121	12	0	15	39	0	3	0	24	5	23	0	0
Koppe	.251	91	338	46	85	116	12	2	5	40	6	2	1	45	0	77	3	3
Leek	.226	57	199	16	45	71	9	1	5	20	3	0	2	7	0	54	0	1
McBride	.084	45	83	5	7	10	3	0	0	2	6	0	0	3	0	35	0	0
Moeller	.207	35	29	2	6	7	1	0	0	2	1	0	0	8	0	14	0	0
Moran	.260	54	173	17	45	60	7	1	2	22	6	1	1	17	1	16	0	0
Morgan	.083	59	12	1	1	1	0	0	0	0	0	0	0	1	0	4	0	0
Pearson	.288	144	427	92	123	171	21	3	7	41	7	2	3	96	1	40	11	3
Rice	.241	44	83	11	20	36	4	0	4	11	3	1	0	20	5	19	0	1
Rodgers	.321	16	56	8	18	26	2	0	2	13	0	0	0	1	0	6	0	0
Sadowski	.232	69	164	16	38	63	13	0	4	12	2	1	0	11	1	33	2	3
Satriano	.198	35	96	15	19	29	5	1	1	8	1	0	1	12	0	16	2	0
Semproch	.000	2	0	0	0	0	0	0	0	0	0	0	0	0	0	0	0	0
Spring	.000	18	8	0	0	0	0	0	0	0	3	0	0	1	0	5	0	0
Sprout	.000	1	0	0	0	0	0	0	0	0	1	0	0	0	0	0	0	0
Tanner	.125	7	8	0	1	1	0	0	0	0	0	0	0	2	0	2	0	0
Thomas, G.	.280	79	282	39	79	132	12	1	13	59	3	2	3	21	1	66	3	6
Thomas, L.	.284	130	450	77	128	221	11	5	24	70	2	3	2	47	2	74	0	5
Throneberry	.194	24	31	1	6	7	1	0	0	0	1	0	0	5	0	10	0	0
Wagner	.280	133	453	74	127	234	19	2	28	79	0	7	3	48	2	65	5	1
Yost	.202	76	213	29	43	56	4	0	3	15	2	0	2	50	0	48	0	1
TOTALS	.245	161	5424	744	1331	2160	218	22	189	700	80	37	30	681	25	1068	37	28

1961 ANGELS PITCHING

PITCHER	W-L	ERA	G	GS	CG	SHO	SV	IP	H	R	ER	HR	HB	BB	IB	SO	WP	BK
Bowsfield	11-8	3.73	41	21	4	1	0	157	154	75	65	18	1	63	3	88	3	0
Casale	1-5	6.54	13	7	0	0	0	42.2	52	34	31	9	1	25	0	35	6	0
Chance	0-2	7.00	5	4	0	0	0	18	33	15	14	0	1	5	1	11	1	0
Clevenger	2-1	1.69	12	0	0	0	1	16	13	5	3	1	0	13	1	11	1	0
Donohue	4-6	4.31	38	7	0	0	1	100.1	93	48	48	16	0	50	5	79	2	0
Duren	6-12	5.18	40	14	1	1	2	99	87	70	57	13	3	75	1	108	7	0
Fowler	5-8	3.64	53	3	0	0	11	89	68	42	36	12	0	29	3	78	1	0
Garver	0-3	5.59	12	2	0	0	0	29	40	18	18	2	0	16	0	9	1	0
Grba	11-13	4.25	40	30	8	0	2	212	197	119	100	26	7	114	10★	105	6	1
Heman	0-0	1.80	6	0	0	0	0	10	4	3	2	1	1	2	0	2	0	0
James	0-2	5.30	36	3	0	0	0	71.1	66	44	42	12	2	54	1	41	5	0
Kline	3-6	4.90	26	12	0	0	0	104.2	119	62	57	16	1	44	5	70	2	1
McBride	12-15	3.64	38	36	11	1	1	242	229	114	98	28	7	102	4	180	8	0
Moeller	4-8	5.81	33	18	1	1	0	113	122	80	73	15	2	83	0	87	8	0
Morgan	8-2	2.35	59	0	0	0	10	92	74	31	24	7	5	17	3	39	0	0
Semproch	0-0	9.00	2	0	0	0	0	1	1	2	1	0	0	3	0	1	1	0
Spring	3-0	4.26	18	4	0	0	0	38	35	19	18	4	3	15	2	27	1	0
Sprout	0-0	4.50	1	1	0	0	0	4	4	3	2	0	0	3	0	2	0	0
TOTALS	70-91	4.31	161	161	25	4	28	1439	1391	784	689	180	34	713	39	973	53	2

WIN STREAK: 7, July 2-7

LOSING STREAK: 9, June 11-16



YEAR-BY-YEAR STATISTICAL REVIEW

1962 ANGELS BATTING

PLAYER	AVG	G	AB	R	H	TB	2B	3B	HR	RBI	SH	SF	HP	BB	IBB	SO	SB	CS
Averill	.219	92	187	21	41	62	9	0	4	22	0	1	1	43	3	47	0	0
Belinsky	.167	34	60	1	10	10	0	0	0	2	2	0	0	7	0	24	0	0
Bilko	.287	64	164	26	47	82	9	1	8	38	0	7	2	25	0	35	1	1
Botz	.000	35	9	1	0	0	0	0	0	0	1	0	0	0	0	3	0	0
Bowsfield	.162	44	37	7	6	7	1	0	0	1	4	0	0	6	0	15	0	0
Burgess	.196	87	143	17	28	43	7	1	2	13	2	2	0	36	8	20	2	0
Burke	.266	19	64	8	17	30	1	0	4	14	0	0	1	5	1	11	0	0
Chance	.062	50	65	1	4	4	0	0	0	1	7	0	0	3	0	29	0	0
Consolo	.100	28	20	4	2	2	0	0	0	0	0	0	0	3	0	11	2	0
Coughtry	.182	11	22	0	4	4	0	0	0	2	0	0	0	0	0	6	0	0
Darwin	.000	1	1	0	0	0	0	0	0	0	0	0	0	0	0	1	0	0
Donohue	.250	12	4	1	1	1	0	0	0	1	1	0	0	1	0	2	0	0
Duren	.067	42	15	1	1	2	1	0	0	0	1	0	0	0	0	9	0	0
Fowler	.273	48	11	1	3	3	0	0	0	4	0	0	0	1	0	2	0	0
Fregosi	.291	58	175	15	51	71	3	4	3	23	2	1	0	18	1	27	2	1
Grba	.207	42	58	5	12	16	1	0	1	7	3	0	0	4	0	14	0	0
Hunt	.182	13	11	4	2	5	0	0	1	1	0	0	0	1	0	5	1	0
Kirkpatrick	.000	3	6	0	0	0	0	0	0	0	0	0	0	0	0	2	0	0
Koppe	.227	128	375	47	85	113	16	0	4	40	9	5	2	73	3	84	2	1
Lee, D.	.184	27	49	0	9	10	1	0	0	1	2	0	0	0	0	18	0	0
Leek	.143	7	14	0	2	2	0	0	0	0	0	0	0	0	0	6	0	0
Leja	.000	7	16	0	0	0	0	0	0	0	1	0	0	1	0	6	0	0
McBride	.164	24	55	6	9	14	2	0	1	2	0	0	0	0	0	23	0	0
Moran	.282	160	659	90	186	268	25	3	17	74	14	5	4	39	2	80	5	1
Morgan	.000	48	6	0	0	0	0	0	0	0	2	0	0	0	0	3	0	0
Navarro	.500	9	2	0	1	1	0	0	0	0	0	0	0	0	0	0	0	0
Newman	.000	4	1	0	0	0	0	0	0	0	0	0	0	0	0	0	0	0
Nuxhall	.000	5	0	0	0	0	0	0	0	0	0	0	0	0	0	0	0	0
Osinski	.000	33	11	1	0	0	0	0	0	0	1	0	1	1	0	3	0	0
Pearson	.261	160	614	115*	160	216	29	6	5	42	7	1	1	95	3	36	15	6
Rodgers	.258	155	565	65	146	210	34	6	6	61	6	8	0	45	6	68	1	8
Sadoski	.200	27	55	4	11	18	4	0	1	3	0	0	0	2	0	14	1	0
Satriano	.421	10	19	4	8	16	2	0	2	6	0	0	0	0	0	1	0	0
Simpson	.250	6	8	1	2	3	1	0	0	1	0	0	0	2	0	3	0	0
Spring	.091	57	11	0	1	1	0	0	0	0	1	0	0	0	0	7	0	0
Tanner	.125	7	8	0	1	1	0	0	0	0	0	0	0	0	0	0	0	0
Thomas, G.	.238	56	181	13	43	69	10	2	4	12	0	0	1	21	0	37	0	0
Thomas, L.	.290	160	583	88	169	272	21	2	26	104	4	4	6	55	3	74	6	1
Torres	.259	127	451	44	117	177	19	4	11	74	4	4	4	28	5	73	0	0
Wagner	.268	160	612	96	164	306	21	5	37	107	7	4	5	50	4	87	7	5
Windhorn	.178	40	45	9	8	14	6	0	0	1	1	0	0	7	1	10	1	1
Witt	.333	5	3	0	1	1	0	0	0	0	0	0	0	0	0	0	0	0
Yost	.240	52	104	22	25	36	9	1	0	10	0	1	1	30	0	21	0	2
TOTALS	.250	162	5499	718	1377	2090	232	35	137	667	82	43	29	602	40	917	46	27

1962 ANGELS PITCHING

PITCHER	W-L	ERA	G	GS	CG	SHO	SV	IP	H	R	ER	HR	HB	BB	IB	SO	WP	BK
Belinsky	10-11	3.56	33	31	5	3	1	187.1	149	86	74	12	13	122*	3	145	9	0
Botz	2-1	3.43	35	0	0	0	2	63	71	30	24	7	2	11	0	24	0	1
Bowsfield	9-8	4.40	34	25	1	0	1	139	154	82	68	12	2	40	0	52	3	0
Chance	14-10	2.96	50	24	6	2	8	207	195	83	68	14	5	66	5	127	2	0
Darwin	0-1	12.00	1	1	0	0	0	3.1	8	6	4	0	0	4	0	6	0	0
Donohue	1-0	3.70	12	1	0	0	0	24.1	24	14	10	4	2	11	0	14	1	0
Duren	2-9	4.44	42	3	0	0	8	71	53	38	35	1	6	57	2	74	4	1
Fowler	4-3	2.81	48	0	0	0	5	77	67	25	24	6	1	25	3	38	1	0
Grba	8-9	4.55	40	29	1	0	1	176	185	101	89	19	2	75	5	90	4	1
Lee	8-8	3.11	27	22	4	2	1	153.1	153	64	53	12	3	39	1	74	2	0
McBride	11-5	3.50	24	23	6	4	0	149.1	136	66	58	9	9	70	3	83	5	0
Morgan	5-2	2.90	48	0	0	0	9	59.1	53	23	19	6	1	19	6	29	2	0
Navarro	1-1	4.80	9	0	0	0	0	15	20	9	8	2	0	4	2	11	3	0
Newman	0-1	10.50	4	1	0	0	0	6.1	11	7	7	0	0	3	1	4	0	0
Nuxhall	0-0	10.80	5	0	0	0	0	5.1	7	6	6	0	1	5	0	2	0	0
Osinski	6-4	2.82	33	0	0	0	4	54.1	45	22	17	3	0	30	3	44	1	0
Spring	4-2	4.02	57	0	0	0	6	65	66	32	29	7	2	30	10	31	2	0
Witt	1-1	8.10	5	2	0	0	0	10	15	12	9	4	0	5	0	10	0	0
TOTALS	86-76	3.70	162	162	23	15	46	1466	1412	706	602	118	49	616	44	858	39	3

WIN STREAK: 5, June 8-12 & July 17-21

LOSING STREAK: 6, Sept. 12-18

YEAR-BY-YEAR STATISTICAL REVIEW

1963 ANGELS BATTING

PLAYER	AVG	G	AB	R	H	TB	2B	3B	HR	RBI	SH	SF	HP	BB	IBB	SO	SB	CS
Belinsky	.074	13	27	0	2	2	0	0	0	1	0	0	0	1	0	11	0	0
Chance	.150	45	80	5	12	13	1	0	0	3	7	0	0	2	0	38	0	0
Dees	.307	60	202	23	62	84	11	1	3	27	3	3	8	11	1	31	3	3
Duliba	.000	6	1	0	0	0	0	0	0	0	0	0	0	0	0	0	0	0
Foiles	.214	41	84	8	18	33	1	1	4	10	1	0	1	8	1	13	0	0
Fowler	.222	57	9	3	2	2	0	0	0	2	0	0	1	0	5	0	0	0
Foytack	.267	26	15	0	4	4	0	0	0	2	0	0	0	1	0	4	0	0
Fregosi	.287	154	592	83	170	250	29	12	9	50	9	5	0	36	3	104	2	2
Gatewood	.000	4	8	0	0	0	0	0	0	0	0	0	0	0	0	5	0	0
Grba	.000	13	3	0	0	0	0	0	0	0	0	0	0	1	0	1	0	0
Hunt	.183	59	142	17	26	49	6	1	5	16	2	0	0	15	2	49	0	1
Kirkpatrick	.195	34	77	4	15	26	5	0	2	7	0	1	1	6	0	19	1	0
Koppe	.210	76	143	11	30	39	4	1	1	12	1	2	1	9	1	30	0	0
Kostro	.222	43	99	6	22	32	2	1	2	10	0	1	0	6	0	17	0	0
Lee, D.	.156	40	45	2	7	8	1	0	0	1	7	0	0	0	0	17	0	0
Lee, M.	.000	6	7	0	0	0	0	0	0	0	0	0	0	0	0	2	0	0
McBride	.172	38	87	9	15	23	6	1	0	6	5	3	0	1	0	32	0	0
Moeller	.000	3	0	0	0	0	0	0	0	0	0	0	0	0	0	0	0	0
Moran	.275	153	597	67	164	224	29	5	7	65	10	7	3	31	2	57	1	1
Morgan	.000	13	1	0	0	0	0	0	0	0	0	0	0	0	0	1	0	0
Navarro	.200	57	15	1	3	3	0	0	0	0	1	0	0	2	0	5	0	0
Nelson	.091	39	11	0	1	1	0	0	0	0	0	0	0	0	0	3	0	0
Newman	.250	12	16	1	4	4	0	0	0	0	0	0	0	0	0	7	0	0
Osinski	.111	47	45	3	5	5	0	0	0	2	2	1	1	0	0	11	0	0
Pearson	.304	154	578	92	176	230	26	5	6	47	10	1	3	92	5	37	17	10
Perry	.253	61	166	16	42	60	9	0	3	14	1	2	3	9	2	31	1	1
Piersall	.308	20	52	4	16	17	1	0	0	4	3	0	0	5	0	5	0	1
Rodgers	.233	100	300	24	70	88	6	0	4	23	7	2	2	29	2	35	2	2
Sadowski, E.	.172	80	174	24	30	45	1	1	4	15	2	1	0	17	5	33	2	1
Sadowski, R.	.250	88	144	12	36	45	6	0	1	22	1	2	0	15	2	34	2	1
Satriano	.180	23	50	1	9	10	1	0	0	2	0	0	0	9	2	10	0	0
Spring	.333	45	3	0	1	1	0	0	0	0	0	0	0	0	2	0	0	0
Thomas, G.	.210	53	167	14	35	56	7	1	4	15	1	0	1	9	1	32	0	0
Thomas, L.	.220	149	528	52	116	167	12	6	9	55	2	2	9	53	6	82	6	0
Torres	.261	138	463	40	121	167	32	1	4	51	5	6	3	30	0	73	1	0
Turley	.160	19	25	2	4	8	1	0	1	3	0	0	0	0	0	7	0	0
Wagner	.291	149	550	73	160	251	11	1	26	90	0	7	7	49	8	73	5	7
TOTALS	.250	161	5506	597	1378	1947	208	38	95	551	84	46	431	448	43	916	43	30

1963 ANGELS PITCHING

PITCHER	W-L	ERA	G	GS	CG	SHO	SV	IP	H	R	ER	HR	HB	BB	IB	SO	WP	BK
Belinsky	2-9	5.73	13	13	2	0	0	77	78	54	49	12	4	35	2	60	2	0
Chance	13-18	3.19	45	35	6	2	3	248	229	109	88	10	10	90	7	168	7	1
Duliba	1-1	1.13	6	0	0	0	1	7.2	3	1	1	0	0	6	0	4	0	0
Fowler	5-3	2.43	57	0	0	0	7	89	70	26	24	5	0	19	8	53	1	0
Foytack	5-5	3.71	25	8	0	0	1	70.1	68	35	29	9	0	29	6	37	1	1
Gatewood	1-1	1.50	4	3	1	0	0	24	12	5	4	0	0	16	0	13	2	0
Grba	1-2	4.76	12	1	0	0	0	17.1	14	9	9	2	1	10	1	5	1	0
Lee, D.	8-11	3.68	40	22	3	2	1	154	148	74	63	12	9	51	4	89	5	0
Lee, M.	1-1	3.81	6	4	0	0	0	26	30	11	11	3	1	14	0	11	3	0
McBride	13-12	3.26	36	36	11	2	0	251	198	101	91	22	14	82	1	147	6	0
Moeller	0-0	6.75	3	0	0	0	0	2.2	5	2	2	1	0	1	0	2	1	1
Morgan	0-0	5.63	13	0	0	0	1	16.1	20	11	10	1	3	6	1	7	1	0
Navarro	4-5	2.90	57	0	0	0	5	90.1	75	36	29	7	2	32	6	53	4	0
Nelson	2-3	5.26	36	3	0	0	1	52.2	55	34	31	7	2	32	5	41	4	0
Newman	1-5	5.32	12	8	0	0	0	44	56	27	26	6	2	15	2	16	2	1
Osinski	8-8	3.28	47	16	4	1	0	159.1	145	66	58	15	2	80	6	100	6	0
Spring	3-0	3.08	45	0	0	0	1	38	40	18	13	3	0	9	0	13	0	1
Turley	2-7	3.30	19	12	3	2	0	87.1	71	41	32	5	2	51	6	70	2	0
TOTALS	70-91	3.52	161	161	30	13	21	1455	1317	660	570	120	52	578	55	889	48	5

WIN STREAK: 5, June 15-19 & July 27-30

LOSING STREAK: 10, June 30-July 12



YEAR-BY-YEAR STATISTICAL REVIEW

1964 ANGELS BATTING

PLAYER	AVG	G	AB	R	H	TB	2B	3B	HR	RBI	SH	SF	HP	BB	IBB	SO	SB	CS
Adcock	.268	118	366	39	98	174	13	0	21	64	0	1	0	48	4	61	0	2
Belinsky	.095	23	42	2	4	5	1	0	0	1	5	0	0	2	0	11	0	0
Brunet	.182	10	11	0	2	2	0	0	0	1	1	0	1	0	0	5	0	0
Chance	.079	46	89	3	7	7	0	0	0	0	8	0	0	3	0	53	0	0
Clinton	.248	91	306	30	76	121	18	0	9	38	3	3	1	31	0	40	3	0
Dees	.077	26	26	3	2	3	1	0	0	1	0	0	1	1	0	4	1	2
Duliba	.000	58	5	1	0	0	0	0	0	0	1	0	0	0	0	2	0	0
Foiles	.250	4	4	0	1	1	0	0	0	0	0	0	0	0	0	2	0	0
Fowler	.000	4	1	0	0	0	0	0	0	0	0	0	0	0	0	1	0	0
Foytack	.000	2	0	0	0	0	0	0	0	0	0	0	0	0	0	0	0	0
Fregosi	.277	147	505	86	140	234	22	9	18	72	6	4	4	72	2	87	8	3
Gateway	.100	23	20	3	2	2	0	0	0	1	0	0	0	0	0	13	0	0
Green	.250	39	92	13	23	31	2	0	2	4	0	1	1	10	0	8	2	0
Hiatt	.375	9	16	2	6	6	0	0	0	2	0	0	0	2	0	3	0	0
Kelso	.000	10	6	1	0	0	0	0	0	0	0	0	0	1	0	5	0	0
Kirkpatrick	.242	75	219	20	53	78	13	3	2	22	0	4	2	23	6	30	2	2
Knoop	.216	162★	486	42	105	136	8	1	7	38	7	3	5	46	6	109	3	2
Koppe	.257	54	113	10	29	35	4	1	0	6	2	0	0	14	1	16	0	0
Latman	.125	40	40	2	5	7	2	0	0	4	2	0	0	0	0	9	0	0
Lee, D.	.261	33	23	2	6	8	2	0	0	2	0	0	0	1	0	5	0	0
Lee, R.	.000	64	22	0	0	0	0	0	0	0	0	0	0	1	0	19	0	0
McBride	.214	29	28	0	6	6	0	0	0	2	2	0	1	6	0	7	0	0
Meyer	.000	6	5	0	0	0	0	0	0	0	2	0	0	0	0	3	0	0
Moran	.268	50	198	26	53	65	10	1	0	11	6	1	1	13	1	20	1	3
Navarro	.000	5	2	0	0	0	0	0	0	0	0	0	0	0	0	2	0	0
Newman	.180	39	61	5	11	14	0	0	1	3	5	0	0	4	0	23	0	0
Osinski	.056	47	18	1	1	1	0	0	0	2	0	0	0	1	0	5	0	0
Pearson	.223	107	265	34	59	72	5	1	2	16	4	0	1	35	2	22	6	4
Perry	.276	70	221	19	61	80	8	1	3	16	1	1	0	14	0	52	1	1
Piersall	.314	87	255	28	80	97	11	0	2	13	4	1	0	16	1	32	5	3
Power	.249	68	221	17	55	70	6	0	3	13	4	3	1	8	0	14	1	1
Reichardt	.162	11	37	0	6	6	0	0	0	0	0	0	0	1	1	12	1	0
Rodgers	.243	148	514	38	125	161	18	3	4	54	7	7	4	40	11	71	4	3
Satriano	.200	108	225	18	51	63	9	0	1	17	2	2	0	30	3	37	0	2
Schaaf	.125	17	32	3	4	4	0	0	0	0	0	0	0	2	0	5	0	1
Simpson	.140	21	50	11	7	14	1	0	2	4	0	0	0	8	0	15	2	2
Smith	.301	118	359	46	108	167	14	6	11	51	1	3	2	8	1	39	7	5
Spring	.000	6	0	0	0	0	0	0	0	0	0	0	0	0	0	0	0	0
Sukla	.000	2	0	0	0	0	0	0	0	0	0	0	0	0	0	0	0	0
Thomas, L.	.273	47	172	14	47	63	8	1	2	24	3	1	0	18	1	22	1	0
Torres	.231	100	277	25	64	110	10	0	12	28	0	2	1	13	0	56	1	3
TOTALS	.242	162	5362	544	1297	1843	186	27	102	508	78	37	26	472	40	920	49	39

1964 ANGELS PITCHING

PITCHER	W-L	ERA	G	GS	CG	SHO	SV	IP	H	R	ER	HR	HB	BB	IB	SO	WP	BK
Belinsky	9-8	2.86	23	22	4	1	0	135.1	120	45	43	8	6	49	5	91	10	1
Brunet	2-2	3.61	10	7	0	0	0	42.1	38	17	17	2	0	25	1	36	1	0
Chance	★20-9	1.65★	46	35	15★	11★	4	278.1★	194	56	51	7	2	86	9	207	9	0
Duliba	6-4	3.61	58	0	0	0	9	72.1	80	35	29	5	1	22	3	33	3	0
Fowler	0-2	10.29	4	0	0	0	1	7	8	8	8	2	1	5	2	5	0	0
Foytack	0-1	15.43	2	0	0	0	0	2.1	4	4	4	2	0	2	1	1	0	0
Gateway	3-3	2.24	15	7	0	0	0	60.1	59	18	15	4	1	12	1	25	2	0
Kelso	2-0	2.28	10	1	1	1	0	23.2	19	6	6	3	1	9	0	21	1	0
Latman	6-10	3.85	40	18	2	1	2	138	128	72	59	15	7	52	6	81	1	0
Lee, D.	5-4	2.71	33	8	0	0	2	89.2	99	39	27	6	1	25	1	73	1	0
Lee, R.	6-5	1.51	64	5	0	0	19	137	87	31	23	6	1	58	8	111	3	0
McBride	4-13	5.26	29	21	0	0	1	116.1	104	77	68	14	16★	75	0	66	3	0
Meyer	1-1	5.00	6	5	0	0	0	18	25	10	10	2	1	13	0	13	0	0
Navarro	0-0	1.93	5	0	0	0	1	9.1	5	2	2	0	2	5	0	8	0	0
Newman	13-10	2.75	32	28	7	2	0	190	177	68	58	9	7	39	8	83	2	0
Osinski	3-3	3.48	47	4	1	1	2	93	87	47	36	8	2	39	7	88	4	0
Smith	1-4	2.84	15	1	0	0	0	31.2	34	13	10	5	1	10	1	20	2	0
Spring	1-0	2.70	6	0	0	0	0	3.1	3	1	1	1	0	3	1	0	0	0
Sukla	0-1	6.75	2	0	0	0	0	2.2	2	2	2	1	1	0	1	0	0	0
TOTALS	82-80	2.91	162	162	30	28	41	1450.2	1273	551	469	100	50	530	54	965	42	1

WIN STREAK: 11, June 16-26

LOSING STREAK: 5, May 27-June 1 & June 27-July 1

YEAR-BY-YEAR STATISTICAL REVIEW

1965 ANGELS BATTING

PLAYER	AVG	G	AB	R	H	TB	2B	3B	HR	RBI	SH	SF	HP	BB	IBB	SO	SB	CS
Adcock	.241	122	349	30	84	140	14	0	14	47	0	0	1	37	3	74	2	2
Brunet	.054	41	56	3	3	5	2	0	0	1	6	0	0	4	0	34	0	1
Cardenal	.250	134	512	58	128	188	23	2	11	57	3	6	2	27	1	72	37	17
Chance	.093	36	75	3	7	8	1	0	0	5	5	0	0	5	0	56	0	0
Cimoli	.000	4	5	1	0	0	0	0	0	1	0	1	0	0	0	2	0	0
Clinton	.243	89	222	29	54	75	12	3	1	8	2	1	1	23	1	37	2	3
Coates	.000	17	1	0	0	0	0	0	0	0	0	0	0	0	0	0	0	0
Dees	.156	12	32	1	5	5	0	0	0	1	0	0	0	1	1	8	1	2
Egan	.263	18	38	3	10	12	0	1	0	1	0	0	0	3	0	12	0	0
Fregosi	.277	161	602	66	167	245	19	7	15	64	15	8	4	54	4	107	13	5
Gatewood	.214	46	14	1	3	4	1	0	0	0	0	0	0	2	0	5	0	1
Gotay	.247	40	77	6	19	26	4	0	1	3	1	0	0	4	2	9	0	0
Hernandez	.333	6	6	2	2	3	1	0	0	1	0	0	0	0	0	1	1	0
Kirkpatrick	.260	19	73	8	19	33	5	0	3	8	2	0	0	3	0	9	1	2
Knoop	.269	142	465	47	125	178	24	4	7	43	6	2	0	31	5	101	3	2
Koppe	.212	23	33	3	7	11	1	0	1	2	0	0	0	3	1	10	1	0
Latman	.000	18	2	0	0	0	0	0	0	0	0	0	0	0	0	1	0	0
Lee, D.	.333	10	3	0	1	2	1	0	0	0	0	0	0	0	0	1	0	0
Lee, R.	.143	69	21	1	3	6	0	0	1	3	4	0	1	0	0	7	0	0
Lopez	.203	52	69	10	14	19	2	0	1	2	7	1	0	2	0	23	1	0
McBride	.000	8	5	0	0	0	0	0	0	0	0	0	0	1	0	3	0	0
McGlothlin	.000	3	6	0	0	0	0	0	0	0	0	0	0	0	0	3	0	0
May	.200	30	30	2	6	9	3	0	0	1	2	0	1	4	0	15	0	0
Newman	.095	36	74	4	7	11	1	0	1	5	7	2	0	7	0	34	0	0
Pearson	.278	122	360	41	100	133	17	2	4	21	8	0	2	51	0	17	12	1
Piche	.000	14	1	0	0	0	0	0	0	0	0	0	0	0	0	0	0	0
Piersall	.268	53	112	10	30	45	5	2	2	12	3	0	1	5	1	15	2	2
Power	.259	124	197	11	51	63	7	1	1	20	6	0	1	5	1	13	2	2
Ranew	.209	41	91	12	19	26	4	0	1	10	2	2	0	7	0	22	0	0
Reichardt	.267	20	75	8	20	27	4	0	1	6	0	0	1	5	0	12	4	1
Rodgers	.209	132	411	33	86	109	14	3	1	32	4	8	3	35	9	61	4	5
Roof	.136	9	22	1	3	3	0	0	0	0	0	0	0	0	0	6	0	0
Sanford	.143	9	7	0	1	1	0	0	0	0	1	0	0	0	0	2	0	0
Satriano	.165	47	79	8	13	18	2	0	1	4	0	0	0	10	1	10	1	1
Schaal	.224	155	483	48	108	151	12	2	9	45	7	4	1	61	8	88	6	3
Shockley	.187	40	107	5	20	28	2	0	2	17	0	2	1	9	0	16	0	0
Simpson	.222	8	27	2	6	7	1	0	0	3	0	1	0	2	0	8	1	0
Smith, B.G.	.228	23	57	1	13	16	3	0	0	5	1	1	1	2	0	10	0	1
Smith, W.	.261	136	459	52	120	194	14	9	14	57	1	5	1	32	10	60	9	8
Spangler	.260	51	96	17	25	26	1	0	0	1	0	0	0	8	0	9	4	0
Sukla	.000	25	0	0	0	0	0	0	0	0	0	0	0	0	0	0	0	0
Wantz	.000	1	0	0	0	0	0	0	0	0	0	0	0	0	0	0	0	0
TOTALS	.239	162	5354	527	1279	1827	200	36	92	486	93	44	22	443	48	973	107	59

1965 ANGELS PITCHING

PITCHER	W-L	ERA	G	GS	CG	SHO	SV	IP	H	R	ER	HR	HB	BB	IB	SO	WP	BK
Brunet	9-11	2.56	41	26	8	3	2	197	149	64	56	9	3	69	8	141	3	3*
Chance	15-10	3.15	36	33	10	4	0	225.2	197	86	79	12	9	101	10	164	6	3*
Coates	2-0	3.54	17	0	0	0	3	28	23	13	11	1	0	16	2	15	1	0
Gatewood	4-5	3.42	46	3	0	0	0	92	91	41	35	5	1	37	3	37	9	0
Latman	1-1	2.84	18	0	0	0	0	31.2	30	12	10	3	0	16	3	18	2	0
Lee, D.	0-1	6.28	10	0	0	0	0	14.1	21	11	10	4	1	5	2	12	1	0
Lee, R.	9-7	1.92	69	0	0	0	23	131	95	35	28	11	1	42	8	89	1	1
Lopez	14-13	2.93	35	32	8	1	1	215.1	185	79	70	12	4	82	6	122	10	0
May	4-9	3.92	30	19	2	1	0	124	111	59	54	7	4	78	1	76	9	0
McBride	0-3	6.14	8	4	0	0	0	22	24	17	15	1	2	14	0	11	1	0
McGlothlin	0-3	3.50	3	3	1	0	0	18	18	9	7	1	0	7	1	9	0	0
Newman	14-16	2.93	36	36	10	2	0	260.2	225	94	85	15	1	64	10	109	6	1
Piche	0-3	6.86	14	1	0	0	0	19.2	20	15	15	5	0	12	2	14	1	0
Sanford	1-2	4.60	9	5	0	0	1	29.1	35	16	15	2	0	10	1	13	2	1
Sukla	2-3	4.50	25	0	0	0	3	32	32	16	16	3	1	10	2	15	0	0
Wantz	0-0	18.00	1	0	0	0	0	1	3	2	2	0	0	0	0	2	0	0
TOTALS	75-87	3.17	162	162	39	14	33	1441.2	1259	569	508	91	27	563	59	847	52	9

WIN STREAK: 5, May 3-7

LOSING STREAK: 5, June 23-27



YEAR-BY-YEAR STATISTICAL REVIEW

1966 ANGELS BATTING

PLAYER	AVG	G	AB	R	H	TB	2B	3B	HR	RBI	SH	SF	HP	BB	IBB	SO	SB	CS
Adcock	.273	83	231	33	63	133	10	3	18	48	0	3	0	31	6	48	2	2
Bailey	.000	5	3	0	0	0	0	0	0	0	0	0	0	1	0	1	0	0
Brunet	.103	41	68	5	7	11	1	0	1	3	1	0	0	2	0	34	0	0
Burdette	.125	54	8	0	1	1	0	0	0	1	0	0	0	0	0	3	0	0
Cardenal	.276	154	561	67	155	224	15	3	16	48	3	4	4	34	5	69	24	11
Chance	.026	41	76	1	2	2	0	0	0	0	8	0	0	1	3	54	0	0
Coates	.091	9	11	1	1	1	0	0	0	0	0	0	0	0	0	9	0	0
Egan, D.	.000	11	1	0	0	0	0	0	0	0	0	0	0	0	0	0	0	0
Egan, T.	.000	7	11	0	0	0	0	0	0	0	0	0	0	1	0	5	0	0
Fregosi	.252	162★	611	78	154	239	32	7	13	67	10	6	2	67	1	89	17	8
Hernandez	.043	58	23	19	1	1	0	0	0	2	1	1	0	1	0	4	1	1
Johnstone	.264	61	254	35	67	96	12	4	3	17	2	0	1	11	1	36	3	3
Kelso	.000	5	1	0	0	0	0	0	0	0	0	0	0	0	0	0	0	0
Kirkpatrick	.192	117	312	31	60	102	7	4	9	44	6	3	5	51	8	67	7	4
Knoop	.232	161	590	54	137	228	18	11★	17	72	9	7★	1	43	8	144	1	5
Lee, R.	.000	61	11	1	0	0	0	0	0	0	3	0	0	3	0	8	0	0
Lopez, M.	.190	55	58	10	11	13	2	0	0	2	3	0	0	3	0	27	0	1
Lopez, R.	.000	5	0	0	0	0	0	0	0	0	0	0	0	0	0	0	0	0
Malzone	.206	82	155	6	32	43	5	0	2	12	0	1	0	10	1	11	0	0
McGlothlin	.059	19	17	0	1	3	0	1	0	0	1	0	0	2	0	10	0	0
Montanez	.000	8	2	2	0	0	0	0	0	0	0	0	0	0	0	2	1	0
Morton	.220	15	50	4	11	12	1	0	0	4	2	0	0	2	0	6	1	1
Newman	.200	21	30	0	6	6	0	0	0	3	3	0	0	2	0	8	1	0
Pearson	.000	2	3	0	0	0	0	0	0	0	0	0	0	0	0	1	0	0
Piersall	.211	75	123	14	26	31	5	0	0	14	6	2	0	13	0	19	1	2
Reed	.000	19	6	0	0	0	0	0	0	0	0	0	0	0	0	4	0	0
Reichardt	.288	89	319	48	92	153	5	4	16	44	1	1	13★	27	3	61	8	4
Rodgers	.236	133	454	45	107	154	20	3	7	48	0	6	2	29	8	57	3	4
Rojas	.071	47	14	0	1	2	1	0	0	0	1	0	0	1	0	5	0	0
Rubio	.000	7	8	0	0	0	0	0	0	0	1	0	0	0	0	5	0	0
Sanford	.136	50	22	1	3	5	2	0	0	1	1	1	0	2	0	12	0	0
Satriano	.239	103	226	16	54	65	5	3	0	24	2	0	0	27	2	32	3	3
Schaal	.244	138	386	59	94	141	15	7	6	24	0	2	5	68	0	56	6	4
Siebern	.247	125	336	29	83	114	14	1	5	41	0	5	0	63	7	61	0	1
Smith	.185	90	195	18	36	46	3	2	1	20	2	3	3	12	2	37	1	0
Spangler	.667	6	9	2	6	6	0	0	0	0	0	0	0	2	0	2	0	0
Sukla	.000	12	1	0	0	0	0	0	0	0	0	0	0	0	0	1	0	0
Vinson	.182	13	22	3	4	9	2	0	1	6	0	0	1	5	0	9	0	0
Warner	.211	45	123	22	26	53	4	1	7	16	0	1	0	9	0	55	0	0
Wright	.103	24	29	0	3	3	0	0	0	1	3	0	0	0	0	0	0	0
TOTALS	.232	162	5360	604	1244	1897	179	54	122	562	69	46	38	525	52	1062	80	54

1966 ANGELS PITCHING

PITCHER	W-L	ERA	G	GS	CG	SHO	SV	IP	H	R	ER	HR	HB	BB	IB	SO	WP	BK
Brunet	13-13	3.31	41	32	8	2	0	212	183	88	78	21	5	106	8	148	4	4★
Burdette	7-2	3.39	54	0	0	0	5	79.2	80	32	30	4	1	12	2	27	2	2
Chance	12-17	3.08	41	37	11	2	1	259.2	206	113	89	18	7	114★	9	180	8	0
Coates	1-1	3.98	9	4	1	1	0	31.2	32	16	14	3	0	10	0	16	1	0
Egan, D.	0-0	4.40	11	0	0	0	0	14.1	17	7	7	2	0	6	2	11	0	1
Kelso	1-1	2.38	5	0	0	0	0	11.1	11	3	3	1	1	6	1	11	0	0
Lee, R.	5-4	2.74	61	0	0	0	12	101.2	90	39	31	8	1	31	2	46	2	1
Lopez, M.	7-14	3.93	37	32	6	2	1	199	188	95	87	20	9★	68	2	132	12	0
Lopez, R.	0-1	5.14	4	1	0	0	0	7	4	5	4	1	0	4	0	2	1	1
McGlothlin	3-1	4.52	19	11	0	0	0	67.2	79	37	34	9	1	19	0	41	6	1
Newman	4-7	4.73	21	19	1	0	0	102.2	112	54	54	7	6	31	2	42	5	0
Reed	0-1	2.93	19	1	0	0	1	43	39	14	14	5	0	15	2	17	1	0
Rojas	7-4	2.88	47	2	0	0	10	84.1	83	28	27	9	1	15	2	37	1	0
Rubio	2-1	2.96	7	4	1	1	0	27.1	22	10	9	2	1	16	1	27	2	0
Sanford	13-7	3.83	50	6	0	0	5	108	108	51	46	11	4	27	6	54	3	1
Sukla	1-1	6.48	12	0	0	0	1	16.2	18	12	12	4	0	6	0	8	0	0
Wright	4-7	3.74	20	13	3	1	0	91.1	92	39	38	11	1	25	4	37	1	0
TOTALS	80-82	3.56	162	162	31	12	36	1457.1	1364	643	577	136	38	511	43	836	49	11

WIN STREAK: 7, June 13-18

LOSING STREAK: 6, May 15-22

YEAR-BY-YEAR STATISTICAL REVIEW

1967 ANGELS BATTING

PLAYER	AVG	G	AB	R	H	TB	2B	3B	HR	RBI	SH	SF	HP	BB	1BB	SO	SB	CS
Brunet	.077	40	78	2	6	6	0	0	0	0	4	0	0	1	0	40	0	0
Burdette	.000	19	0	0	0	0	0	0	0	0	0	0	0	0	0	0	0	0
Cardenal	.236	108	381	40	90	131	13	5	6	27	6	1	2	15	0	63	10	5
Cimino	.417	46	12	1	5	5	0	0	0	0	0	0	0	0	0	4	0	0
Clark	.040	32	50	0	2	2	0	0	0	0	9	0	0	1	0	23	0	0
Coates	.333	25	3	0	1	2	1	0	0	0	0	0	0	0	0	1	0	0
Egan	.000	1	1	0	0	0	0	0	0	0	0	0	0	0	0	0	0	0
Fregosi	.290	151	590	75	171	233	23	6	9	56	7	0	5	49	2	77	9	6
Gabrielson	.083	11	12	2	1	1	0	0	0	2	0	0	0	2	0	4	0	0
Hall	.249	129	401	54	100	162	8	3	16	55	1	3	0	42	7	65	4	1
Hamilton	.158	26	38	1	6	6	0	0	0	1	2	0	0	0	0	16	0	0
Held	.220	58	141	15	31	46	3	0	4	17	5	0	2	18	0	41	0	2
Hibbs	.000	3	3	0	0	0	0	0	0	0	0	0	0	0	0	2	0	0
Johnstone	.209	79	230	18	48	63	7	1	2	10	2	0	0	5	0	37	3	2
Kelso	.105	69	19	0	2	2	0	0	0	0	2	0	0	0	0	13	0	0
Kirkpatrick	.000	3	8	0	0	0	0	0	0	0	0	0	0	0	0	2	0	0
Knoop	.245	159	511	51	125	180	18	5	9	38	6	2	1	44	13	136	2	2
Locke	.667	9	3	0	2	2	0	0	0	0	0	0	0	0	0	0	0	0
Lopez	.500	7	2	2	1	1	0	0	0	0	0	0	0	0	0	0	0	0
McFarlane	.227	12	22	0	5	5	0	0	0	3	0	1	0	1	0	7	0	0
McGlothlin	.140	32	57	5	8	9	1	0	0	4	7	0	0	3	0	26	0	0
Mincher	.273	147	487	81	133	237	23	3	25	76	2	1	4	69	9	69	0	3
Morton	.313	80	201	23	63	78	9	3	0	32	4	0	2	22	1	29	0	3
Newman	.000	3	1	0	0	0	0	0	0	0	0	0	0	0	0	0	0	0
Piersall	.000	5	3	0	0	0	0	0	0	0	1	0	0	0	0	2	0	0
Reichardt	.265	146	498	56	132	201	14	2	17	69	2	3	7	35	4	90	5	3
Repz	.250	74	176	25	44	70	9	1	5	20	0	3	0	19	1	37	2	2
Rodgers	.219	139	429	29	94	131	13	3	6	41	6	4	2	34	5	55	1	4
Rodriguez	.238	29	130	14	31	39	3	1	1	8	1	0	0	2	0	21	1	0
Rojas	.059	72	17	0	1	1	0	0	0	1	3	0	0	1	0	10	0	0
Rubio	.333	3	3	1	1	1	0	0	0	0	0	0	0	1	0	0	0	0
Sanford	.200	12	15	0	3	5	0	1	0	1	2	0	0	1	0	9	0	0
Satriano	.224	90	201	13	45	64	7	0	4	21	1	0	0	28	3	25	1	0
Schaal	.188	99	272	31	51	80	9	1	6	20	7	4	1	38	3	39	2	2
Simmons	.222	14	9	1	2	3	1	0	0	1	1	0	0	0	0	3	0	0
Skowron	.220	62	123	8	27	34	2	1	1	10	0	0	4	4	1	18	0	0
Stubing	.000	5	5	0	0	0	0	0	0	0	0	0	0	0	0	4	0	0
Taylor	.308	23	52	5	16	22	3	0	1	3	0	0	0	4	0	8	0	0
Turner	.000	13	4	0	0	0	0	0	0	0	0	0	0	1	0	4	0	0
Wallace	.000	23	6	2	0	0	0	0	0	0	1	0	0	3	0	2	0	1
Weaver	.000	13	6	0	0	0	0	0	0	1	0	0	0	0	0	4	0	0
Werhas	.160	49	75	8	12	21	1	1	2	6	2	1	1	10	0	22	0	0
Willhite	.000	10	10	0	0	0	0	0	0	1	0	0	0	0	0	4	0	0
Wright	.273	23	22	4	6	8	2	0	0	1	3	0	0	0	0	9	0	0
TOTALS	.238	161	5307	567	1265	1851	170	37	114	524	88	23	31	453	49	1021	40	36

1967 ANGELS PITCHING

PITCHER	W-L	ERA	G	GS	CG	SHO	SV	IP	H	R	ER	HR	HB	BB	IB	SO	WP	BK
Brunet	11-19*	3.31	40	37	7	2	1	250	203	99	92	19	4	90	9	165	5	0
Burdette	1-0	4.91	19	0	0	0	1	18.1	16	10	10	4	1	0	0	8	0	0
Cimino	3-3	3.26	46	1	0	0	1	88.1	73	38	32	12	2	31	4	80	2	0
Clark	12-11	2.59	32	30	1	1	0	174	144	69	50	15	6	69	0	81	12	1
Coates	1-2	4.30	25	1	0	0	0	52.1	47	26	25	5	4	23	5	39	2	0
Hamilton	9-6	3.24	26	20	0	0	0	119.1	104	47	43	6	1	63	3	74	11	0
Kelso	5-3	2.97	69	1	0	0	11	112	85	41	37	6	4	63	10	91	5	2
Locke	3-0	2.33	9	1	0	0	2	19.1	14	6	5	1	1	3	0	7	0	0
Lopez	0-2	9.00	4	3	0	0	0	9	11	10	9	1	0	9	0	6	2	1
McGlothlin	12-8	2.96	32	29	9	6	0	197.1	163	74	65	13	4	56	2	137	13	0
Newman	1-0	1.42	3	1	0	0	0	6.1	8	5	1	1	1	2	0	0	0	0
Rojas	12-9	2.52	72	0	0	0	27	121.2	106	45	34	7	3	38	17	83	5	1
Rubio	0-2	3.60	3	3	0	0	0	15	18	7	6	2	4	9	0	4	0	0
Sanford	3-2	4.47	12	9	0	0	0	48.1	53	26	24	6	0	7	1	21	0	1
Simmons	2-1	2.60	14	4	1	1	0	34.2	44	11	10	1	2	9	3	13	0	0
Turner	1-2	4.15	13	1	0	0	0	17.1	16	9	8	4	1	4	0	6	0	0
Weaver	3-0	2.67	13	2	0	0	1	30.1	26	11	9	2	1	9	2	20	1	0
Willhite	0-2	4.35	10	7	0	0	0	39.1	39	20	19	8	0	16	0	22	1	1
Wright	5-5	3.26	20	11	1	0	0	77.1	76	33	28	5	1	24	2	35	2	0
TOTALS	84-77	3.19	161	161	19	14	39	1430.1	1246	587	507	118	40	525	58	892	61	7

WIN STREAK: 7, July 17-25

LOSING STREAK: 7, Aug. 14-20



YEAR-BY-YEAR STATISTICAL REVIEW

1968 ANGELS BATTING

PLAYER	AVG	G	AB	R	H	TB	2B	3B	HR	RBI	SH	SF	HP	BB	IBB	SO	SB	CS
Bennett	.077	16	13	0	1	1	0	0	0	0	2	0	0	0	0	9	0	0
Brunet	.081	39	74	3	6	6	0	0	0	2	4	0	1	2	0	38	0	1
Burgmeier	.000	71	2	7	0	0	0	0	0	0	0	0	1	0	0	1	0	0
Causey	.000	4	11	0	0	0	0	0	0	0	0	0	0	0	1	0	0	0
Cimino	.000	4	0	0	0	0	0	0	0	0	0	0	0	0	0	0	0	0
Clark	.107	21	28	2	3	3	0	0	0	3	0	0	0	0	0	14	0	0
Cottier	.194	33	67	2	13	19	4	1	0	1	0	0	0	2	0	15	0	0
Davallilo	.298	93	339	34	101	127	15	4	1	18	3	2	0	15	1	34	17	10
Egan	.116	16	43	2	5	9	1	0	1	4	0	0	0	2	0	15	0	0
Ellis	.045	42	44	3	2	2	0	0	0	7	0	2	0	0	0	21	0	0
Fregosi	.244	159	614	77	150	224	21	13*	9	49	10	4	5	60	4	101	9	4
Hall	.214	46	126	15	27	33	3	0	1	8	0	0	0	16	3	19	1	0
Hamilton	.143	21	7	0	1	1	0	0	0	1	0	0	0	0	0	5	0	0
Harrelson	.100	10	10	0	1	1	0	0	0	0	0	0	0	0	0	8	0	0
Heffner	.000	7	0	0	0	0	0	0	0	0	0	0	0	1	0	0	0	0
Held	.111	33	45	4	5	6	1	0	0	1	0	2	5	0	15	0	0	0
Hinton	.195	116	267	28	52	89	10	3	7	23	2	3	0	24	3	61	3	1
Johnstone	.261	41	115	11	30	36	4	1	0	3	2	0	0	7	0	15	2	1
Kealey	.000	6	0	0	0	0	0	0	0	0	0	0	0	0	0	0	0	0
Kirkpatrick	.230	89	161	23	37	44	4	0	1	15	3	3	1	25	2	32	1	3
Knoop	.249	152	494	48	123	160	20	4	3	39	2	2	3	35	6	128	3	2
Lienas	.128	16	39	5	5	6	1	0	0	1	0	0	1	2	0	5	0	0
Locke	.000	29	3	0	0	0	0	0	0	0	0	0	0	0	0	0	0	0
McFarlane	.290	18	31	1	9	9	0	0	0	2	0	0	0	5	1	9	0	0
McGlothlin	.111	40	63	4	7	9	2	0	0	2	6	0	1	0	1	30	0	0
Messersmith	.100	29	20	1	2	3	1	0	0	1	4	0	0	0	0	10	0	0
Mincher	.236	120	399	35	94	147	12	1	13	48	6	6	4	43	6	65	0	2
Morton	.270	81	163	13	44	53	6	0	1	18	2	1	4	14	0	18	2	1
Murphy	.000	15	28	2	0	0	0	0	0	5	0	0	1	0	10	0	0	0
Pattin	.083	52	12	0	1	1	0	0	0	0	1	0	0	0	0	2	0	0
Reichardt	.255	151	534	62	136	225	20	3	21	73	3	4	18	42	2	118	8	7
Repoz	.240	133	375	30	90	139	8	1	13	54	2	8*	3	38	3	83	8	7
Rodgers	.190	91	258	13	49	58	6	0	1	14	2	2	3	16	3	48	2	1
Rodriguez	.242	76	223	14	54	69	10	1	16	1	1	1	1	17	2	36	0	2
Rojas	.100	38	10	0	1	1	0	0	0	0	0	0	0	0	0	7	0	0
Satriano	.253	111	297	20	75	108	9	0	8	35	0	0	1	37	5	44	0	0
Schaal	.210	60	219	22	46	61	7	1	2	16	2	1	2	29	0	25	5	7
Sherry	.000	3	0	0	0	0	0	0	0	0	0	0	0	0	0	0	0	0
Spencer	.191	19	68	2	13	14	1	0	0	5	0	1	1	3	0	10	0	0
Tatum	.176	17	51	7	9	10	1	0	0	2	0	0	0	0	0	9	0	0
Trevino	.225	17	40	1	9	10	1	0	0	1	0	0	0	2	0	9	0	1
Weaver	.000	14	1	0	0	0	0	0	0	0	0	0	0	0	0	0	0	0
Wright	.216	51	37	7	8	10	2	0	0	2	2	0	0	2	0	11	0	0
TOTALS	.227	162	5331	498	1209	1694	170	33	83	453	75	37	52	447	41	1080	62	50

1968 ANGELS PITCHING

PITCHER	W-L	ERA	G	GS	CG	SHO	SV	IP	H	R	ER	HR	HB	BB	IB	SO	WP	BK
Bennett	0-5	3.54	16	7	1	0	1	48.1	46	22	19	6	4	17	0	36	0	0
Brunet	13-17*	2.86	39	36	8	5	0	245.1	191	83	78	23	2	68	3	132	10	0
Burgmeier	1-4	4.33	56	2	0	0	6	72.2	65	41	35	5	0	24	3	33	1	0
Cimino	0-0	2.57	4	0	0	0	0	7	7	5	2	0	0	0	2	2	0	0
Clark	1-11	3.53	21	17	0	0	0	94.1	74	51	37	4	1	54	1	60	13	0
Ellis	9-10	3.95	42	24	3	0	2	164	150	80	72	22	6	56	4	93	1	0
Hamilton	3-1	3.32	21	2	1	0	2	38	34	15	14	0	0	15	1	18	5	0
Harrelson	1-6	5.08	10	5	1	0	0	33.2	28	23	19	4	1	26	0	22	4	0
Heffner	0-0	2.25	7	0	0	0	0	8	6	2	2	0	0	6	1	3	1	0
Kealey	0-1	2.70	6	0	0	0	0	10	10	3	3	0	0	5	2	4	0	0
Locke	2-3	6.44	29	0	0	0	2	36.1	51	29	26	3	1	13	3	21	2	1
McGlothlin	10-15	3.54	40	32	8	0	3	208.1	187	87	82	19	8	60	5	135	7	0
Messersmith	4-2	2.21	28	5	2	1	4	81.1	44	21	20	3	1	35	4	74	3	1
Murphy	5-6	2.17	15	15	3	0	0	99.1	67	30	24	5	5	28	0	56	2	0
Pattin	4-4	2.79	52	4	0	0	3	84	67	27	26	7	2	37	4	66	5	0
Rojas	4-3	4.25	38	0	0	0	6	55	55	29	26	11	0	15	4	33	5	0
Sherry	0-0	6.00	3	0	0	0	0	3	7	2	2	0	0	2	0	2	0	0
Weaver	0-1	2.38	14	0	0	0	0	22.2	22	7	6	4	0	10	2	8	0	0
Wright	10-6	3.94	41	13	2	1	3	125.2	123	58	55	13	2	44	6	71	7	0
TOTALS	67-95	3.43	162	162	29	11	32	1437	1234	615	548	131	33	519	43	869	68	2

WIN STREAK: 4, April 28-May 1

LOSING STREAK: 6, Sept. 21-27

CLUB HISTORY



YEAR-BY-YEAR STATISTICAL REVIEW

1969 ANGELS BATTING

PLAYER	AVG	G	AB	R	H	TB	2B	3B	HR	RBI	SH	SF	HP	BB	IBB	SO	SB	CS
Allen	.500	4	2	0	1	2	1	0	0	0	0	0	0	0	0	0	0	0
Alomar	.250	134	559	60	140	157	10	2	1	30	3	0	0	36	2	48	18	3
Amaro	.222	41	27	4	6	6	0	0	0	1	5	0	0	4	0	6	0	0
Azcue	.218	80	248	15	54	63	6	0	1	19	1	4	2	27	11	28	0	1
Borbon	.000	22	3	0	0	0	0	0	0	0	0	0	0	0	0	1	0	0
Bradley	.000	3	0	0	0	0	0	0	0	0	0	0	0	0	0	0	0	0
Brown	.160	13	25	3	4	5	1	0	0	0	0	0	0	6	0	1	0	0
Brunet	.037	23	27	1	1	2	1	0	0	0	2	0	0	3	0	13	0	0
Chance	.143	5	7	0	1	1	0	0	0	1	0	0	0	0	0	4	0	0
Clark	.500	6	2	0	1	1	0	0	0	0	0	0	0	0	0	0	0	0
Cottier	.000	2	2	0	0	0	0	0	0	0	0	0	0	0	0	0	0	0
Cowan	.304	28	56	10	17	30	1	0	4	10	0	0	1	3	1	9	0	0
Davalillo	.155	33	71	10	11	14	1	1	0	1	0	0	1	6	1	5	3	0
Egan	.142	46	120	7	17	33	1	0	5	16	0	3	1	17	2	41	0	1
Fisher	.000	52	13	0	0	0	0	0	0	2	0	0	0	0	0	8	0	0
Fregosi	.260	161	580	78	151	221	22	6	12	47	7	4	1	93	7	86	9	2
Getshert	.000	11	9	1	0	0	0	0	0	0	0	0	1	0	3	0	0	0
Hicks	.083	37	48	6	4	13	0	0	3	8	0	1	0	13	1	18	0	1
Johnson	.203	67	133	10	27	35	8	0	0	9	1	1	3	10	1	19	5	1
Johnstone	.270	148	540	64	146	206	20	5	10	59	8	6	5	38	5	75	3	9
Kealey	.000	15	9	0	0	0	0	0	0	0	0	0	0	0	0	6	0	0
Knoop	.197	27	71	5	14	18	1	0	1	6	0	1	0	13	1	16	1	3
Llenas	.170	34	47	4	8	10	2	0	0	0	0	0	0	2	0	10	0	0
May	.082	44	49	1	4	4	0	0	0	1	0	0	4	0	22	0	0	0
McGlothlin	.121	37	58	0	7	9	2	0	0	1	5	0	0	3	0	21	0	0
Messersmith	.156	42	77	5	12	14	2	0	0	5	6	0	0	8	0	28	0	0
Morton	.244	87	172	18	42	75	10	1	7	32	1	2	3	28	1	29	0	0
Murphy	.141	36	171	2	10	12	2	0	0	4	5	1	0	3	0	26	0	0
Ortega	.000	5	0	0	0	0	0	0	0	0	0	0	0	0	0	0	0	0
Perez	.231	13	13	3	3	3	0	0	0	0	0	0	0	2	0	1	0	0
Priddy	.000	15	2	0	0	0	0	0	0	0	1	0	0	1	0	2	0	0
Reichardt	.254	137	493	60	125	183	11	4	13	68	6	7	8	43	5	100	3	6
Repos	.164	103	219	25	36	63	1	1	8	19	3	1	0	32	2	52	1	3
Rodgers	.196	18	46	4	9	10	1	0	0	2	0	0	1	5	1	8	0	0
Rodriguez	.232	159	561	47	130	172	17	2	7	49	4	7	2	32	11	88	5	3
Satriano	.259	41	108	5	28	33	2	0	1	16	2	2	1	18	1	15	0	2
Spencer	.254	113	386	39	98	148	14	3	10	31	8	0	2	26	6	53	1	0
Stuart	.157	22	51	3	8	13	2	0	1	4	0	0	0	3	0	21	0	0
Tatum, J.	.318	10	22	2	7	7	0	0	0	0	0	0	0	0	0	6	0	1
Tatum, K.	.286	45	21	3	6	13	1	0	2	2	2	0	1	0	0	8	0	0
Voss	.261	133	349	33	91	116	11	4	2	40	2	1	0	35	6	40	5	3
Washburn	.000	8	0	0	0	0	0	0	0	0	0	0	0	0	0	0	0	0
Wilhelm	.000	44	8	0	0	0	0	0	0	0	0	0	0	0	0	6	0	0
Wolf	.000	2	0	0	0	0	0	0	0	0	0	0	0	0	0	0	0	0
Wright	.182	40	11	0	2	2	0	0	0	0	0	0	0	1	0	6	0	0
TOTALS	.230	163	5416	528	1221	1694	151	29	88	480	75	41	32	516	65	929	54	39

1969 ANGELS PITCHING

PITCHER	W-L	ERA	G	GS	CG	SHO	SV	IP	H	R	ER	HR	HB	BB	IB	SO	WP	BK
Brunet	9-11	2.56	41	26	8	3	2	197	149	64	56	9	3	69	8	141	3	3*
Allen	0-1	5.40	4	1	0	0	0	10	5	7	6	1	0	10	0	5	0	0
Borbon	2-3	6.15	22	0	0	0	0	41	55	31	28	5	4	11	2	20	2	0
Bradley	0-1	27.00	3	0	0	0	0	2	9	9	6	1	0	0	0	2	0	0
Brunet	6-7	3.84	23	19	2	2	0	100.2	98	51	43	15	1	39	4	56	4	1
Clark	0-0	5.59	6	1	0	0	0	9.2	12	6	6	2	0	7	1	6	0	0
Fisher	3-2	3.63	52	1	0	0	2	96.2	100	46	39	9	1	28	3	47	0	0
Getshert	1-1	4.65	11	3	0	0	1	31	32	18	16	4	1	7	3	18	0	0
Kealey	2-0	3.93	15	3	1	1	0	36.2	48	18	16	4	1	13	1	17	2	0
May	10-13	3.44	43	25	4	0	2	180.1	142	81	69	20	3	66	5	133	3	4*
McGlothlin	8-16	3.18	37	35	4	1	0	201	188	86	71	19	5	58	1	96	5	1
Messersmith	16-11	2.52	40	33	10	2	2	250	169	81	70	17	5	100	7	211	16*	1
Murphy	10-16	4.21	36	35	4	0	0	215.2	213	110	101	12	21*	69	3	100	16*	0
Ortega	0-0	10.13	5	0	0	0	0	8	13	13	9	3	0	7	1	4	0	0
Priddy	0-1	4.78	15	0	0	0	0	26.1	24	14	14	4	0	7	1	15	2	0
Tatum, K.	7-2	1.36	45	0	0	0	22	86.1	51	13	13	1	4	39	5	65	5	0
Washburn	0-2	7.94	8	2	0	0	0	11.1	21	11	10	0	1	5	0	4	1	0
Wilhelm	5-7	2.47	44	0	0	0	10	65.2	45	21	18	4	3	18	4	53	5	0
Wolf	0-0	11.57	2	0	0	0	0	2.1	3	3	3	1	0	3	0	2	0	0
Wright	1-8	4.10	37	5	0	0	0	63.2	66	33	29	4	1	30	5	31	3	0
TOTALS	71-91	3.54	163	163	25	9	39	1438.1	1294	652	566	126	51	517	46	885	64	7

WIN STREAK: 6, Aug. 23-29

LOSING STREAK: 10, May 16-25



YEAR-BY-YEAR STATISTICAL REVIEW

1970 ANGELS BATTING

PLAYER	AVG	G	AB	R	H	TB	2B	3B	HR	RBI	SH	SF	HP	BB	IBB	SO	SB	CS
Allen	.000	8	4	0	0	0	0	0	0	0	0	0	0	0	0	1	0	0
Alomar	.251	162★	672	82	169	197	18	2	2	36	11	2	1	49	2	65	35	12
Azcue	.242	114	351	19	85	106	13	1	2	25	1	3	2	24	4	40	0	0
Bradley	.167	17	18	0	3	4	1	0	0	1	3	0	0	1	0	9	0	0
Brown	.000	5	4	0	0	0	0	0	0	0	0	0	0	0	0	0	0	0
Cowan	.276	68	134	20	37	63	9	1	5	25	0	1	11	2	29	0	1	
Cox	.000	3	0	0	0	0	0	0	0	0	0	0	0	0	0	0	0	0
Doyle	.000	40	3	0	0	0	0	0	0	0	0	0	0	0	0	3	0	0
Egan	.238	79	210	14	50	68	6	0	4	20	1	2	1	14	1	67	0	0
Fisher	.091	67	11	1	1	1	0	0	0	0	3	0	0	0	0	3	0	0
Fregosi	.278	158	601	95	167	276	33	5	22	82	2	4	3	69	3	92	0	2
Garrett	.067	32	15	0	1	1	0	0	0	1	0	0	1	0	9	0	0	
Gonzalez	.304	26	92	9	28	33	2	0	1	12	2	0	1	2	0	11	3	2
Griffin	.127	18	55	2	7	8	1	0	0	4	1	0	0	6	1	5	0	0
Hicks	.250	4	4	0	1	1	0	0	0	0	0	0	0	0	0	2	0	0
Johnson	.328★	156	614	85	202	282	26	6	14	86	0	3	7	35	9	68	17	2
Johnstone	.238	119	320	34	76	129	10	5	11	39	3	1	24	6	53	1	0	
Kealey	.250	17	4	0	1	1	0	0	0	0	0	0	0	0	3	0	0	
LaRoche	.250	38	8	0	2	3	1	0	0	0	0	0	1	0	0	0	0	0
May	.087	38	69	0	6	8	2	0	0	2	2	1	0	4	0	31	0	0
McMullen	.232	124	422	50	98	155	9	3	14	61	1	3	3	59	10	81	1	0
Messersmith	.157	38	70	4	11	17	3	0	1	2	5	0	0	0	0	28	0	0
Murphy	.184	39	76	7	14	18	1	0	1	7	8	1	0	5	0	32	0	0
Dyler	.083	24	24	2	2	2	0	0	1	2	0	0	0	3	0	6	0	0
Perez	.000	3	3	0	0	0	0	0	0	0	0	0	0	0	0	0	0	0
Queen	.250	37	16	1	4	4	0	0	0	1	0	0	0	0	0	2	0	0
Reichardt	.167	9	6	1	1	1	0	0	0	1	0	1	0	3	1	0	0	0
Repoz	.238	137	407	50	97	180	17	6	18	47	6	2	3	45	6	90	4	2
Reynolds	.250	59	120	11	30	38	3	1	1	6	0	0	1	6	0	10	1	1
Rivers	.320	17	25	6	8	10	2	0	0	3	1	0	1	3	0	5	1	0
Rodriguez	.270	17	63	6	17	23	2	2	0	7	0	0	1	3	0	6	0	1
Rui	.243	68	107	10	26	31	3	1	0	12	4	1	1	7	1	16	3	0
Shank	.000	1	0	0	0	0	0	0	0	0	0	0	0	0	0	0	0	0
Silverio	.000	15	15	1	0	0	0	0	0	0	0	0	0	2	1	4	0	1
Spencer	.274	146	511	61	140	204	20	4	12	68	6	5	0	28	6	61	0	2
Tatum, J.	.238	75	181	28	43	50	7	0	0	6	1	1	0	17	1	35	1	0
Tatum, K.	.182	62	11	2	2	5	0	0	1	3	0	0	0	0	0	5	0	0
Voss	.243	80	181	21	44	63	4	3	3	30	1	5	2	23	2	18	2	1
Wolf	.000	4	0	0	0	0	0	0	0	0	0	0	0	0	0	0	0	0
Wright	.171	47	105	9	18	28	4	0	2	10	4	0	0	2	0	32	0	0
TOTALS	.251	162	5532	631	1391	2010	197	40	114	597	69	37	29	447	56	922	69	27

1970 ANGELS PITCHING

PITCHER	W-L	ERA	G	GS	CG	SHO	SV	IP	H	R	ER	HR	HB	BB	IB	SO	WP	BK
Allen	1-1	2.63	8	2	0	0	0	24	23	7	7	0	1	11	2	13	2	0
Bradley	2-5	4.13	17	11	1	1	0	69.2	71	38	32	3	1	33	6	53	5	0
Cox	0-0	3.86	3	0	0	0	0	2.1	4	1	1	0	0	0	3	0	0	
Doyle	3-1	5.14	40	0	0	0	5	42	43	25	24	7	1	21	3	34	2	2
Fisher	4-4	3.04	67	2	0	0	8	130.1	117	51	44	15	2	35	1	74	6	1
Garrett	5-6	2.65	32	7	0	0	0	74.2	48	23	22	6	1	44	9	53	2	3
Kealey	1-0	4.15	17	0	0	0	1	21.2	19	11	10	2	0	6	2	14	0	0
LaRoche	4-1	3.44	38	0	0	0	4	49.2	41	20	19	6	4	21	6	44	1	1
May	7-13	4.01	38	34	2	2	0	208.2	190	102	93	20	3	81	7	164	8	2
Messersmith	11-10	3.01	37	26	6	1	5	194.2	144	75	65	21	6	78	6	162	2	0
Murphy	16-13	4.24	39	38	5	2	0	227	223	114	107	32	7	81	10	99	8	1
Queen	3-6	4.20	34	3	0	0	9	60	58	28	28	5	5	28	6	44	0	0
Shank	0-0	0.00	1	0	0	0	0	3	2	0	0	0	0	2	0	1	0	0
Tatum, K.	7-4	2.94	62	0	0	0	17	88.2	68	35	29	12	5	26	5	50	6	0
Wolf	0-0	5.06	4	0	0	0	0	5.1	3	3	3	1	0	4	0	5	2	0
Wright	22-12	2.83	39	39	7	2	0	260.2	226	97	82	24	7	88	4	110	8	0
TOTALS	86-76	3.48	162	162	21	10	49	1462.1	1280	630	566	154	43	559	67	923	52	10

WIN STREAK: 5, April 7-12 & Sept. 27-Oct. 1

LOSING STREAK: 9, Sept. 4-12



YEAR-BY-YEAR STATISTICAL REVIEW

1971 ANGELS BATTING

PLAYER	AVG	G	AB	R	H	TB	2B	3B	HR	RBI	SH	SF	HP	BB	IBB	SO	SB	CS
Allen	.294	54	17	2	5	8	0	0	1	1	0	0	0	0	0	5	0	0
Alomar	.260	162★	689★	77	179	221	24	3	4	42	7	2	0	41	4	60	39	10
Berry	.221	111	298	29	66	92	17	0	3	22	3	4	3	18	0	33	3	2
Christensen	.270	29	63	4	17	18	1	0	0	3	2	0	0	6	1	5	0	1
Clark	.267	11	15	1	4	4	0	0	0	0	1	0	0	0	0	4	0	0
Conigliaro	.222	74	266	23	59	89	18	0	4	15	1	1	1	23	1	52	3	3
Cowan	.276	74	174	12	48	68	8	0	4	20	1	0	0	7	1	41	1	1
Fisher	.063	57	16	0	1	1	0	0	0	0	1	0	0	2	0	7	0	0
Fregosi	.233	107	347	31	81	113	15	1	5	33	5	3	5	39	6	61	2	1
Gonzalez	.245	111	314	32	77	99	9	2	3	38	2	3	3	28	5	28	0	1
Hassler	.000	6	5	0	0	0	0	0	0	0	1	0	0	0	0	1	0	0
Johnson	.260	65	242	19	63	77	8	0	2	21	1	1	2	15	3	34	5	2
Kusnyer	.154	6	13	0	2	2	0	0	0	0	0	0	0	0	0	3	0	0
LaRoche	.091	56	11	0	1	1	0	0	0	0	1	0	0	1	0	3	0	0
Lasher	.000	2	0	0	0	0	0	0	0	0	0	0	0	0	0	0	0	0
Maloney	.200	13	5	0	1	1	0	0	0	0	0	0	0	0	0	1	0	0
May	.147	32	68	2	10	11	1	0	0	4	2	0	0	4	0	40	0	0
McMullen	.250	160	593	63	148	234	19	2	21	68	4	4	3	53	10	74	1	1
Meoli	.000	7	3	0	0	0	0	0	0	0	0	0	0	0	0	1	0	0
Messersmith	.172	39	93	8	16	24	2	0	2	5	6	0	0	5	0	30	0	0
Moses	.227	69	181	12	41	65	8	2	4	15	1	1	0	10	4	34	0	0
Murphy	.173	37	75	5	13	16	3	0	0	6	6	0	0	2	0	19	0	0
O'Brien	.199	90	251	25	50	75	8	1	5	21	4	0	1	15	4	33	0	2
Parker	.229	20	70	4	16	21	0	1	1	6	0	0	0	2	0	20	1	1
Queen	.000	45	8	0	0	0	0	0	0	1	1	1	0	1	0	0	0	0
Repoz	.199	113	297	39	59	111	11	1	13	42	0	2	1	60	6	69	3	5
Reynolds, A.	.000	15	2	0	0	0	0	0	0	0	0	0	0	0	0	1	0	0
Reynolds, T.	.186	45	86	4	16	25	3	0	2	8	2	0	3	9	1	6	0	1
Rivers	.265	78	268	31	71	90	12	2	1	12	8	0	1	19	1	38	13	1
Ruiz	.263	31	19	4	5	5	0	0	0	0	3	0	0	2	0	7	1	0
Silverio	.333	3	3	0	1	1	0	0	0	0	0	0	0	0	0	0	0	0
Spencer	.237	148	510	50	121	200	21	2	18	59	6	5	3	48	7	63	0	1
Stephenson	.219	98	279	24	61	87	17	0	3	25	2	2	3	22	6	21	0	0
Torborg	.203	55	123	6	25	30	5	0	0	5	3	1	0	3	1	6	0	0
Wright	.154	40	91	4	14	19	3	1	0	5	9	1	0	6	0	27	0	1
Wynne	.000	3	0	0	0	0	0	0	0	0	0	0	0	0	0	0	0	0
TOTALS	.231	162	5495	511	1271	1808	213	18	96	477	83	31	29	441	61	827	72	34

1971 ANGELS PITCHING

PITCHER	W-L	ERA	G	GS	CG	SHO	SV	IP	H	R	ER	HR	HB	BB	IB	SO	WP	BK
Allen	4-6	2.49	54	1	0	0	15	94	75	29	26	4	0	40	8	72	5	2
Clark	2-1	2.86	11	7	1	1	1	44	36	15	14	6	2	28	2	28	4	0
Fisher	10-8	2.72	57	3	0	0	3	119	92	46	36	11	2	50	5	82	4	0
Hassler	0-3	3.86	6	4	0	0	0	18.2	25	10	8	0	1	15	2	13	2	0
LaRoche	5-1	2.50	56	0	0	0	9	72	55	21	20	3	1	27	10	63	2	0
Lasher	0-0	27.00	2	0	0	0	0	1.1	4	4	4	0	0	2	0	0	0	0
Maloney	0-3	5.04	13	4	0	0	0	30.1	35	18	17	3	1	24	2	13	3	0
May	11-12	3.02	32	31	7	2	0	208.1	160	74	70	12	2	87	6	156	0	0
Messersmith	20-13	2.99	38	38	14	4	0	276.2	224	112	92	16	7	121	6	179	9	0
Murphy	6-17	3.77	37	36	7	0	0	243.1	228	108	102	24	9	82	9	89	17★	1
Queen	2-2	1.78	44	0	0	0	4	65.2	49	17	13	3	8	29	6	53	6	1
Reynolds, A.	0-3	4.61	15	1	0	0	0	27.1	32	15	14	2	0	18	5	15	1	0
Wright	16-17	2.99	37	37	10	2	0	276.2	225	105	92	17	3	82	10	135	7	0
Wynne	0-0	4.91	3	0	0	0	0	3.2	6	2	2	0	0	2	0	6	0	0
TOTALS	76-86	3.10	162	162	39	11	32	1481	1246	576	510	101	36	607	71	904	60	4

WIN STREAK: 7, April 12-18

LOSING STREAK: 4, three times



YEAR-BY-YEAR STATISTICAL REVIEW

1972 ANGELS BATTING

PLAYER	AVG	G	AB	R	H	TB	2B	3B	HR	RBI	SH	SF	HP	BB	IBB	SO	SB	CS
Allen	.118	42	17	0	2	2	0	0	0	0	3	0	0	0	0	8	0	0
Alomar	.239	155	610	65	146	175	20	3	1	25	6	3	0	47	5	55	20	12
Azcue	.000	3	2	0	0	0	0	0	0	0	0	0	0	0	0	1	0	0
Barber	.143	34	7	0	1	1	0	0	0	0	2	0	0	3	0	4	0	0
Berry	.289	119	409	41	118	154	15	3	5	39	12	1	2	35	2	47	5	3
Cardenas	.223	150	551	25	123	156	11	2	6	42	13	1	2	35	4	73	1	2
Clark	.097	27	31	0	3	3	0	0	0	0	1	0	0	1	0	14	0	0
Coletta	.300	14	30	5	9	13	1	0	1	7	0	0	0	1	0	4	0	0
Cowan	.000	3	3	0	0	0	0	0	0	0	0	0	0	0	0	2	0	0
Doyle	.000	2	0	0	0	0	0	0	0	0	0	0	0	0	0	0	0	0
Dukes	.000	7	0	0	0	0	0	0	0	0	0	0	0	0	0	0	0	0
Fisher	.118	43	17	1	2	2	0	0	0	1	0	0	0	0	0	8	0	0
Foster	.000	8	0	0	0	0	0	0	0	0	0	0	0	0	0	0	0	0
Hiatt	.289	22	45	4	13	18	0	1	1	5	0	0	0	5	0	11	0	0
Howard	.263	11	38	4	10	11	1	0	0	2	0	0	1	1	0	3	0	0
Kosco	.213	49	142	15	34	60	4	2	6	13	1	2	1	5	1	23	1	0
Kusnyer	.207	64	179	13	37	47	2	1	2	13	1	0	1	16	3	33	0	0
Lange	.000	2	3	0	0	0	0	0	0	0	0	0	0	0	0	0	0	0
Llenas	.266	44	64	3	17	20	3	0	0	7	0	2	0	3	0	8	0	0
May	.113	35	62	3	7	8	1	0	0	1	2	0	0	3	0	29	0	0
McMullen	.269	137	472	36	127	174	18	1	9	34	1	2	0	48	2	59	1	2
Messersmith	.189	26	53	2	10	13	3	0	0	0	2	0	0	3	0	13	1	0
Motton	.154	42	39	6	6	7	1	0	0	1	0	0	0	5	0	12	0	0
Murphy	.000	6	1	0	0	0	0	0	0	0	0	0	0	0	0	1	0	0
O'Brien	.179	36	39	10	7	12	2	0	1	1	0	0	0	6	0	10	0	0
Oliver	.269	134	509	47	137	222	20	4	19	70	0	5	3	27	8	97	4	3
Parker	.213	36	80	11	17	25	2	0	2	8	0	2	0	9	0	17	0	2
Pinson	.275	136	484	56	133	182	24	2	7	49	4	4	5	30	12	54	17	6
Queen	.000	17	2	0	0	0	0	0	0	0	0	0	0	1	0	1	0	0
Repoz	.333	3	3	0	1	1	0	0	0	0	0	0	0	0	0	2	0	0
Rivers	.214	58	159	18	34	44	6	2	0	7	8	0	1	8	1	26	4	3
Rose	.200	16	10	1	2	5	0	0	1	1	1	0	0	1	0	3	0	0
Ryan	.135	39	96	4	13	20	5	1	0	3	1	0	0	2	0	48	1	0
Sells	.000	10	0	0	0	0	0	0	0	0	0	0	0	0	0	0	0	0
Silverio	.167	13	12	1	2	2	0	0	0	0	0	0	0	0	0	5	0	0
Spencer	.222	82	212	13	47	55	5	0	1	14	0	1	0	12	1	25	0	1
Stanton	.251	127	402	44	101	158	15	3	12	39	2	2	4	22	4	100	2	3
Stephenson	.274	66	146	14	40	51	3	1	2	17	0	0	4	11	5	8	0	0
Torborg	.209	59	153	5	32	35	3	0	0	8	0	0	1	14	4	21	0	0
Wright	.217	35	83	7	18	30	6	0	2	13	6	0	0	4	0	25	0	0
TOTALS	.242	155	5165	454	1249	1706	171	26	78	420	66	25	25	358	52	850	57	37

1972 ANGELS PITCHING

PITCHER	W-L	ERA	G	GS	CG	SHO	SV	IP	H	R	ER	HR	HB	BB	IB	SO	WP	BK
Allen	3-7	3.48	42	6	0	0	5	85.1	76	38	33	7	3	55	5	53	8	0
Barber	4-4	2.02	34	3	0	0	2	58	37	16	13	4	1	30	11	34	1	0
Clark	4-9	4.50	26	15	2	0	1	109.2	105	59	55	10	2	55	2	61	7	0
Doyle	0-0	0.00	2	0	0	0	0	2.1	2	0	0	0	0	3	0	4	0	1
Dukes	0-1	1.64	7	0	0	0	1	11	11	3	2	1	1	0	0	8	1	0
Fisher	4-5	3.76	43	1	0	0	4	81.1	73	35	34	6	0	31	3	32	0	0
Foster	0-1	4.97	8	0	0	0	0	12.2	12	8	7	3	2	6	0	11	1	0
Lange	0-0	3.65	2	1	0	0	0	7.2	7	4	4	0	0	2	0	8	1	0
May	12-11	2.94	35	30	10	3	1	205.1	162	79	67	15	0	82	6	169	3	0
Messersmith	8-11	2.81	25	21	10	3	2	169.2	125	56	53	5	2	68	8	142	2	1
Murphy	0-0	5.40	6	0	0	1	0	10	13	6	6	0	0	8	1	2	1	0
Queen	0-0	4.35	17	0	0	0	0	31	31	17	15	2	3	19	1	19	1	0
Rose	1-4	4.22	16	4	0	0	0	42.2	49	25	20	9	0	19	5	39	0	1
Ryan	19-16	2.28	39	39	20	9	1	284	166	80	72	14	10	157	4	329	18	0
Sells	2-0	2.81	10	0	0	0	0	16	11	6	5	0	0	5	1	2	1	0
Wright	18-11	2.98	35	35	15	2	0	251	229	101	83	14	4	80	6	87	4	0
TOTALS	75-80	3.06	155	155	57	18	16	1377.2	1109	533	469	90	28	620	53	1000	49	3

WIN STREAK: 6, Sept. 24-30

LOSING STREAK: 6, July 16-21

YEAR-BY-YEAR STATISTICAL REVIEW

1973 ANGELS BATTING

PLAYER	AVG	G	AB	R	H	TB	2B	3B	HR	RBI	SH	SF	HP	BB	IBB	SO	SB	CS
Alomar	.238	136	470	45	112	121	7	1	0	28	12	3	0	34	1	44	25	10
Berry	.284	136	415	48	118	142	11	2	3	36	8	2	1	26	0	50	1	6
Brooks	.143	4	7	0	1	1	0	0	0	0	0	0	0	0	0	3	0	0
Chalk	.232	24	69	14	16	18	2	0	0	6	0	0	1	9	0	13	0	0
DaVanon	.245	41	49	6	12	15	3	0	0	2	0	0	0	3	0	9	1	2
Estein	.215	91	312	30	67	103	8	2	8	32	0	2	5	34	2	54	0	0
Gallagher	.273	110	311	16	85	93	6	1	0	26	1	4	1	35	3	31	1	3
Grabarzewitz	.163	61	129	27	21	38	6	1	3	9	1	0	1	28	0	27	2	2
Howard	.095	8	21	2	2	2	0	0	0	1	0	1	0	1	0	6	0	0
Kusnyer	.125	41	64	5	8	10	2	0	0	3	0	1	0	2	0	12	0	1
Llenas	.269	78	130	16	35	39	1	0	1	25	2	4	1	10	0	16	0	0
McCraw	.265	99	264	25	70	86	7	0	3	24	0	1	2	30	1	42	3	2
Meoli	.223	120	305	36	68	88	12	1	2	23	3	5	0	31	1	38	2	4
Oliver	.265	151	544	51	144	224	24	1	18	89	0	4	5	33	7	100	1	1
Parker	.225	38	102	14	23	27	2	1	0	7	3	1	1	8	1	23	0	1
Pinson	.260	124	466	56	121	171	14	6	8	57	8	7	0	20	3	55	5	5
Rivers	.349	30	129	26	45	59	6	4	0	16	3	0	1	8	0	11	8	3
Robinson	.266	147	534	85	142	261	29	0	30	97	1	3	10	82	12	93	1	1
Sands	.273	17	33	5	9	16	2	1	1	5	0	0	0	5	1	10	0	0
Scheinblum	.328	77	229	28	75	98	10	2	3	21	2	1	1	35	6	27	0	0
Spencer	.241	29	87	10	21	35	4	2	2	11	1	1	1	9	1	9	0	0
Stanton	.235	119	306	41	72	109	9	2	8	34	2	2	2	27	2	88	3	3
Stelmazek	.154	22	26	2	4	5	1	0	0	3	1	0	0	6	0	7	0	0
Stephenson	.246	60	122	9	30	38	5	0	1	9	2	0	1	7	1	7	0	0
Torborg	.220	102	255	20	56	66	7	0	1	18	7	1	0	21	0	32	0	2
Valentine	.302	32	126	12	38	50	5	2	1	13	3	2	0	5	0	9	6	1
TOTALS	.253	162	5505	629	1395	1915	183	29	93	595	60	45	34	509	42	816	59	47

1973 ANGELS DESIGNATED HITTERS

PLAYER	AVG	G	AB	R	H	TB	2B	3B	HR	RBI	SH	SF	HP	BB	IBB	SO	SB	CS
Grabarzewitz	.091	5	22	2	2	5	0	0	1	1	1	0	0	2	0	5	0	1
Llenas	.125	3	8	2	1	1	0	0	0	0	0	0	0	2	0	2	0	0
McCraw	.297	9	37	2	11	17	0	0	2	4	0	0	0	2	0	4	0	0
Oliver	.200	11	40	3	8	13	0	1	1	8	0	0	2	2	1	5	0	0
Parker	.000	2	2	0	0	0	0	0	0	0	0	0	0	0	0	2	0	0
Robinson	.260	127	466	75	121	224	25	0	26	84	1	3	9	76	10	82	1	1
Scheinblum	.417	7	24	4	10	14	1	0	1	2	0	0	0	5	1	3	0	0
Spencer	.000	1	3	0	0	0	0	0	0	0	0	0	0	1	0	1	0	0
TOTALS	.254	162	602	88	153	274	26	1	31	99	2	3	11	90	12	104	1	2

1973 ANGELS PITCHING

PITCHER	W-L	ERA	G	GS	CG	SHO	SV	IP	H	R	ER	HR	HB	BB	IB	SO	WP	BK
Allen	0-0	10.38	5	0	0	0	1	8.2	15	10	10	0	0	5	0	4	2	0
Barber	3-2	3.53	50	1	0	0	4	89.1	90	40	35	5	3	32	3	58	4	0
Hand	4-3	3.62	16	6	0	0	0	54.2	58	29	22	5	1	21	0	19	2	0
Hassler	0-4	3.69	7	4	1	0	0	31.2	33	23	13	0	3	19	0	19	2	1
Lange	2-1	4.44	17	4	1	0	0	52.2	61	30	26	9	1	21	2	27	1	0
May	7-17	4.38	34	28	10	4	0	185	177	101	90	20	3	80	9	134	6	3
Monteagudo	2-1	4.20	15	0	0	0	3	30	23	18	14	2	4	16	3	8	2	0
Perranoski	0-2	4.09	8	0	0	0	0	11	11	5	5	0	1	7	0	5	1	0
Ryan	21-16	2.87	41	39	26	4	1	326	238	113	104	18	7	162*	2	383*	15	0
Sells	7-2	3.71	51	0	0	0	10	68	72	30	28	2	5	35	6	25	8	1
Singer	20-14	3.22	40	40	19	2	0	315.2	280	124	113	15	9	130	5	241	7	1
Tanana	2-2	3.08	4	4	2	1	0	26.1	20	11	9	2	0	8	0	22	2	0
Wilshusen	0-0	81.00	1	0	0	0	0	.1	0	3	3	0	1	2	0	0	0	0
Whiten	11-19	3.68	37	36	13	1	0	257	273	120	105	26	3	76	0	65	4	0
TOTALS	79-83	3.57	162	162	72	13	19	1456.1	1351	657	577	104	41	614	30	1010	56	6

WIN STREAK: 5, May 12-16

LOSING STREAK: 5, May 6-11 & June 21-27



YEAR-BY-YEAR STATISTICAL REVIEW

1974 ANGELS BATTING

PLAYER	AVG	G	AB	R	H	TB	2B	3B	HR	RBI	SH	SF	HP	BB	IBB	SO	SB	CS
Alomar	.222	46	54	12	12	14	0	1	0	1	1	0	0	2	0	8	2	0
Balaz	.238	14	42	4	10	13	0	0	1	5	1	0	1	2	0	10	0	0
Bochte	.270	57	196	24	53	74	4	1	5	26	4	2	1	18	0	23	6	3
Chalk	.252	133	465	44	117	147	9	3	5	31	9	4	7	30	1	57	10	10
Doherty	.256	74	223	20	57	82	14	1	3	15	4	1	0	8	1	13	2	1
Doyle	.260	147	511	47	133	159	19	2	1	34	9	2	1	25	2	49	6	7
Egan	.117	43	94	4	11	11	0	0	0	4	6	0	1	8	0	40	1	0
Epstein	.161	18	62	10	10	24	2	0	4	6	0	0	1	10	0	13	0	0
Heise	.267	29	75	7	20	27	7	0	0	6	3	0	0	5	0	10	0	1
Howard	.231	22	39	5	9	11	0	1	0	5	1	0	0	2	0	1	1	0
Lahoud	.271	127	325	46	88	149	16	3	13	44	1	1	3	47	3	57	4	5
Lenas	.261	72	138	16	36	48	6	0	2	17	1	7	0	11	1	19	0	0
McCraw	.286	56	119	21	34	51	8	0	3	17	0	1	0	12	2	13	2	1
Meoli	.244	36	90	9	22	24	2	0	0	3	2	0	0	8	0	10	2	4
Nettles	.274	56	175	27	48	52	4	0	0	8	2	0	0	16	0	38	20	11
Oliver	.248	110	359	22	89	124	9	1	8	55	0	6	1	16	2	51	2	1
Ramirez	.163	31	86	4	14	14	0	0	0	7	4	1	0	6	0	23	2	1
Rivers	.285	118	466	69	133	183	19	11*	3	31	11	1	1	39	0	47	30	13
Robinson	.251	129	427	75	107	197	26	2	20	63	1	5	10	75	14	85	5	1
Rodriguez	.253	140	395	68	100	141	20	0	7	36	8	4	9	69	6	56	4	5
Sands	.193	43	83	6	16	30	2	0	4	13	0	1	1	23	2	17	0	0
Schaal	.248	53	165	10	41	52	5	0	2	20	0	0	0	18	1	27	2	2
Scheinblum	.154	10	26	1	4	4	0	0	0	2	0	0	0	1	0	2	0	0
Stanton	.267	118	415	48	111	169	21	2	11	62	6	5	5	33	3	107	10	8
Valentine	.261	117	371	39	97	122	10	3	3	39	8	7	3	25	0	25	8	5
TOTALS	.254	162	5401	618	1372	1922	203	31	95	550	82	48	45	509	38	801	119	79

1974 ANGELS DESIGNATED HITTERS

PLAYER	AVG	G	AB	R	H	TB	2B	3B	HR	RBI	SH	SF	HP	BB	IBB	SO	SB	CS
Alomar	.000	1	1	0	0	0	0	0	0	0	0	0	0	0	0	1	0	0
Doherty	.000	2	3	0	0	0	0	0	0	0	0	0	0	0	0	1	0	0
Howard	.000	3	3	1	0	0	0	0	0	0	0	0	0	0	0	0	0	0
Lahoud	.214	10	28	1	6	8	2	0	0	0	0	0	0	6	0	7	2	1
Lenas	.160	10	25	2	4	5	1	0	0	2	0	2	0	4	0	3	0	0
McCraw	.200	2	5	1	1	1	0	0	0	0	0	0	0	0	0	0	0	0
Oliver	.667	1	3	0	2	2	0	0	0	2	0	0	1	0	0	0	0	0
Robinson	.252	119	424	75	107	197	26	2	20	63	1	5	10	73	10	84	5	1
Rodriguez	1.000	1	1	0	1	2	1	0	0	1	0	0	0	0	0	0	0	0
Sands	.185	21	65	4	12	22	1	0	3	9	0	1	0	15	1	14	0	0
Scheinblum	.000	1	1	0	0	0	0	0	0	0	0	0	0	0	0	0	0	0
Valentine	.308	4	13	1	4	5	1	0	0	1	0	0	0	3	0	1	0	0
TOTALS	.240	163	572	85	137	242	32	2	23	78	1	8	11	101	11	110	8	2

1974 ANGELS PITCHING

PITCHER	W-L	ERA	G	GS	CG	SHO	SV	IP	H	R	ER	HR	HB	BB	IB	SO	WP	BK	
Cumberland	0-1	3.74	17	0	0	0	0	21.2	24	9	9	2	0	10	2	12	0	0	
Dobson	2-3	5.70	5	5	2	0	0	30	39	19	19	3	0	13	1	16	3	0	
Figueroa	2-8	3.67	25	12	5	1	0	105.1	119	46	43	3	4	36	2	49	0	1	
Gilbreth	0-0	13.50	3	0	0	0	0	1.1	2	2	2	0	0	1	0	0	0	0	
Hassler	7-11	2.61	23	22	10	2	1	162	132	64	47	10	9	79	2	76	7	1	
Kirkwood	0-0	8.59	3	0	0	0	0	7.1	12	8	7	0	0	6	0	4	1	0	
Lange	3-8	3.80	21	18	1	0	0	113.2	111	63	48	10	4	47	0	57	3	1	
Lockwood	2-5	4.32	37	2	0	0	1	81.1	81	42	39	8	5	32	4	39	3	1	
May	0-1	7.00	18	3	0	0	0	2	27	29	24	21	2	1	10	0	12	4	0
Pena	0-0	0.00	4	0	0	0	3	8	6	0	0	0	0	1	0	5	0	0	
Pina	1-2	2.31	11	0	0	0	0	11.2	9	3	3	1	0	3	2	8	2	0	
Quintana	2-1	4.26	18	0	0	0	0	12.2	17	6	6	0	0	14	1	11	0	0	
Raziano	1-2	6.48	13	0	0	0	1	16.2	15	14	12	1	0	8	1	9	0	0	
Ryan	22-16	2.89	42	41	26	3	0	332.2*	221	127	107	18	9	202*	3	367*	9	0	
Sanders	0-0	2.79	9	0	0	0	1	9.2	10	5	3	0	0	3	0	4	1	0	
Sells	2-3	3.69	20	0	0	0	0	2	39	48	19	16	3	3	16	0	14	3	0
Selma	2-2	5.09	18	0	0	0	1	23	22	13	13	2	1	17	2	15	4	0	
Singer	7-4	2.98	14	14	8	0	0	108.2	102	48	36	3	1	43	0	77	4	1	
Stoneman	1-8	6.14	13	11	0	0	0	58.2	78	41	40	8	2	31	0	33	2	0	
Tanana	14-19	3.12	39	35	12	4	0	268.2	262	104	93	27	8	77	4	180	4	2	
TOTALS	68-94	3.52	162	162	64	13	12	1439	1339	657	564	101	47	649	24	986	50	7	

WIN STREAK: 6, April 29-May 5

LOSING STREAK: 11, June 30-July 10

YEAR-BY-YEAR STATISTICAL REVIEW

1975 ANGELS BATTING

PLAYER	AVG	1B	2B	3B	HR	RBI	SH	SF	HP	BB	1BB	50	SB	CS
Alivisatos	.178	21	45	4	8	8	12	1	0	1	2	1	0	0
Blaiz	.242	45	120	4	29	42	42	8	3	3	10	1	1	6
Borchert	.285	107	375	40	107	141	19	8	1	48	3	3	2	4
Briggs	.226	13	31	3	7	11	1	0	1	3	1	0	0	0
Chalk	.273	149	513	59	140	177	24	4	0	3	56	6	4	6
Cullins	.266	93	319	39	41	85	15	13	4	3	29	3	3	2
Dade	.200	11	30	5	6	10	5	6	0	1	0	0	7	0
Doherty	.202	30	94	7	19	25	3	0	0	1	12	2	0	0
Doyler	.067	8	15	0	1	1	0	0	0	0	0	0	1	0
Egan	.229	28	70	7	16	21	3	3	1	3	4	4	0	0
Eichbarren	.280	31	100	10	28	39	10	1	3	17	1	1	0	0
Garratt	.262	37	107	17	28	51	5	0	6	18	1	0	14	0
Gooden	.152	4	10	0	1	1	0	0	0	0	0	0	0	0
Hansen	.100	31	66	8	10	5	0	0	0	0	0	0	0	0
Hanzen	.152	80	285	40	68	80	10	2	0	3	4	3	0	0
Harper	.239	13	39	2	9	11	3	0	0	0	1	1	0	0
Jackson	.231	13	39	2	4	6	2	0	0	0	2	2	0	0
Labuhn	.214	76	187	21	47	65	6	6	3	3	4	3	0	0
Leach	.188	56	115	13	21	31	4	0	0	1	1	0	10	0
Meent	.114	70	126	12	21	25	4	0	0	1	1	0	10	0
Meyer	.174	70	224	12	39	56	3	2	4	26	2	1	10	0
Nettel	.251	112	294	50	88	79	11	1	1	46	3	2	1	15
Reamy	.250	44	100	8	24	30	4	0	0	4	2	0	2	0
Rivers	.284	147	569	82	147	177	17	5	1	46	12	3	0	0
Rodriguez	.235	99	226	20	53	68	6	0	1	3	7	4	2	4
South	.203	59	143	10	29	36	5	1	0	14	3	3	6	4
Stanton	.161	137	440	67	115	183	20	3	3	14	8	8	6	0
Studebaker	.121	30	58	4	4	7	12	2	0	1	1	0	2	1
Venture	.281	26	57	7	16	18	18	2	0	2	0	5	1	2
TOTALS	.246	161	5377	628	1324	1766	195	41	55	572	97	47	27	593
														35 811 220 108

1975 ANGELS DESIGNATED HITTERS

PLAYER	AVG	G	AB	R	H	HR	2B	3B	HR	RBI	SH	SF	HP	BB	1BB	50	SB	CS
Blaiz	.188	11	32	2	6	8	8	1	0	0	0	0	1	0	0	0	2	0
Borchert	.200	1	5	2	0	1	0	0	0	0	0	0	0	0	0	0	0	0
Briggs	.000	2	2	0	0	0	0	0	0	0	0	0	0	0	0	0	1	0
Cullins	.222	12	36	6	4	8	14	0	0	2	9	0	1	0	6	1	5	1
Dade	.100	7	20	2	2	3	1	0	0	0	0	0	0	4	0	6	0	0
Doherty	.000	1	3	0	0	0	0	0	0	0	0	0	0	0	0	2	0	0
Garratt	.265	23	68	10	18	33	3	0	4	10	0	1	0	0	9	0	14	3
Gooden	.111	9	18	1	1	1	0	0	0	0	0	0	0	0	0	4	0	0
Harper	.248	57	206	26	51	69	5	7	1	3	25	2	2	3	11	23	38	16
Labuhn	.232	35	103	16	23	39	7	1	0	19	1	0	0	30	2	15	1	0
Leach	.175	8	17	1	3	4	1	0	0	0	0	0	0	0	0	1	0	0
Meent	.000	1	1	1	1	0	0	0	0	0	0	0	0	0	0	1	0	0
Nettel	.375	3	8	0	3	3	0	0	0	0	0	0	0	2	0	1	1	0
Reamy	.000	1	1	0	0	0	0	0	0	0	0	0	0	0	0	0	1	0
Rivers	.000	1	1	1	1	0	0	0	0	0	0	0	0	0	0	0	0	0
South	.000	1	4	1	0	2	0	0	0	0	0	0	0	0	0	0	0	0
Stanton	.000	1	1	0	0	0	0	0	0	0	0	0	0	0	0	0	0	0
Studebaker	.118	13	34	3	3	4	8	1	1	4	4	0	2	1	1	3	3	1
Venture	.294	13	34	3	10	11	11	1	0	4	4	1	1	3	0	0	8	2
TOTALS	.261	161	498	74	130	196	22	2	13	80	6	13	3	90	9	102	24	9

1975 ANGELS PITCHING

PITCHER	W-L	ERA	G	GS	CG	SHO	SV	IP	H	R	ER	HR	HB	BB	IBB	SO	WP	BK
Blair	0-0	6.23	2	0	0	0	0	4.1	9	5	3	0	2	0	1	0	5	1
Brewer	1-0	1.82	21	0	0	0	5	34.2	38	7	7	2	0	11	1	22	2	0
Dobson	0-2	6.75	9	2	0	0	28	20	23	20	7	5	2	13	1	13	4	4
Figuroa	16-13	2.91	33	32	16	2	0	244.2	213	96	79	14	5	84	6	139	5	2
Hessler	3-12	5.92	30	18	6	1	0	133.1	158	94	88	12	6	53	0	82	10	0
Hockenberry	0-5	5.27	16	4	0	1	1	4.1	48	27	24	3	3	19	2	15	3	0
Hudson	0-1	9.53	3	1	0	0	0	5.2	7	6	6	0	0	0	0	0	0	0
Kirkwood	6-5	3.11	44	4	0	0	7	84	85	38	29	6	6	28	2	49	1	0
Lange	4-6	5.21	30	8	1	0	1	102	119	59	12	1	53	3	45	3	1	1
Monte	0-2	4.18	4	3	0	0	0	23.2	22	12	11	3	1	10	0	17	2	0
Pachua	1-0	1.86	7	4	3	0	0	16.1	23	7	7	0	0	10	0	3	1	0
Pena	0-2	2.13	7	0	0	0	0	12.2	13	3	3	0	0	8	1	4	1	0
Quintana	0-2	6.53	4	1	0	0	0	7	13	6	5	2	0	6	1	4	0	0
Ross	0-1	5.60	1	1	0	0	0	5	6	3	3	1	0	1	1	4	0	0
Ryan	14-12	3.65	28	28	10	5	0	198	152	90	76	13	7	132	0	186	12	0
Scott	4-2	1.29	50	0	0	1	1	68.1	59	34	25	8	1	16	5	31	7	0
Selig	0-0	8.66	4	0	0	0	0	8.1	9	10	8	8	1	5	1	7	4	0
Sivog	7-15	4.98	29	8	0	1	1	179	171	107	99	18	6	81	5	78	4	1
Tamura	16-9	2.62	34	33	16	5	0	257.1	211	80	75	21	7	73	6	269*	8	1
TOTALS	72-99	3.89	161	161	59	19	16	1453.1	1386	723	628	123	39	613	35	975	62	5

WIN STREAK: 4, May 16-19; June 4-7

LOSING STREAK: 7, June 23-29

YEAR-BY-YEAR STATISTICAL REVIEW

1976 ANGELS BATTING

PLAYER	AVG	G	AB	R	H	TB	2B	3B	HR	RBI	SH	SF	HP	BB	IBB	SO	SB	CS
Alvarez	.167	14	42	4	7	14	1	0	2	8	0	0	0	0	0	3	0	0
Bochte	.258	146	466	53	120	145	17	1	2	49	6	5	2	64	11	53	4	5
Bonds	.265	99	378	48	100	146	10	3	10	54	0	5	3	41	6	90	30	15
Briggs	.214	77	248	19	53	73	13	2	1	14	2	2	1	13	3	47	0	3
Chalk	.217	142	438	39	95	111	14	1	0	33	12	3	10	49	3	62	0	0
Collins	.263	99	365	45	96	122	12	1	4	28	7	1	0	40	2	55	32	19
Dade	.111	13	9	2	1	0	0	0	0	1	0	0	0	3	0	3	0	0
Davis	.265	72	219	16	58	72	5	0	3	26	0	2	1	15	3	18	0	1
Easter	.241	21	54	6	13	16	1	1	0	4	1	2	0	2	1	11	1	1
Etchebarren	.227	103	247	15	56	67	9	1	0	21	6	0	4	24	0	37	0	2
Garrett	.125	29	48	4	6	9	3	0	0	3	0	1	0	5	0	16	0	0
Guerrero	.284	83	268	24	76	91	12	0	1	18	5	5	3	7	2	12	0	0
Hampton	.000	3	2	0	0	0	0	0	0	0	0	0	0	0	0	0	0	0
Herrmann	.174	29	46	5	8	17	3	0	2	8	2	1	0	7	2	8	0	0
Humphrey	.245	71	196	17	48	61	10	0	1	19	4	2	5	13	0	30	0	1
Jackson	.227	127	410	44	93	141	18	3	8	40	4	3	7	30	1	58	5	4
Jones	.211	78	166	22	35	59	6	0	6	17	4	2	1	14	3	30	3	0
Lahoud	.177	42	96	8	17	21	4	0	0	4	0	0	2	18	1	16	0	0
Lopez	.000	9	10	1	0	0	0	0	0	0	0	0	0	2	0	3	2	0
Melton	.208	118	341	31	71	112	17	3	6	42	2	3	2	44	2	53	2	0
Miley	.184	14	38	4	7	9	2	0	0	4	1	1	0	4	1	8	1	0
Nordbrook	.000	5	8	1	0	0	0	0	0	0	0	1	0	1	0	3	1	0
Ramirez	.200	30	70	3	14	15	1	0	0	5	7	0	0	6	0	11	3	2
Remy	.263	143	502	64	132	152	14	3	0	28	13	4	0	38	1	43	35	16
Scott	.000	35	0	1	0	0	0	0	0	0	0	0	0	0	0	0	0	0
Smith	.375	13	8	0	3	3	0	0	0	0	1	0	0	0	0	2	0	0
Solaita	.270	63	215	25	58	94	9	0	9	33	1	2	0	34	3	44	1	1
Stanton	.190	93	231	12	44	65	13	1	2	25	5	3	1	24	1	57	2	6
Torres	.205	120	264	37	54	94	16	3	6	27	8	1	0	36	3	39	4	4
TOTALS	.235	162	5385	550	1265	1710	210	23	63	511	92	48	42	534	49	812	126	80

1976 ANGELS DESIGNATED HITTERS

PLAYER	AVG	G	AB	R	H	TB	2B	3B	HR	RBI	SH	SF	HP	BB	IBB	SO	SB	CS
Alvarez	.200	2	5	2	1	4	0	0	1	3	0	0	0	0	0	0	0	0
Bochte	.000	1	1	0	0	0	0	0	0	0	0	0	0	0	0	1	0	0
Bonds	.000	1	3	0	0	0	0	0	0	0	0	0	0	1	0	1	0	0
Briggs	.000	1	0	0	0	0	0	0	0	0	0	0	0	0	0	0	0	0
Collins	.290	22	93	11	27	36	6	0	1	5	1	0	0	3	0	20	8	4
Dade	.000	1	0	0	0	0	0	0	0	0	0	0	0	0	0	0	0	0
Davis	.250	54	200	16	50	64	5	0	3	19	0	1	0	15	3	17	1	1
Easter	.224	16	49	5	11	12	1	0	0	4	1	2	0	2	1	9	1	0
Garrett	.083	4	12	1	1	2	1	0	0	1	0	0	0	2	0	6	0	0
Guerrero	.182	7	22	0	4	5	1	0	0	2	0	1	1	1	0	1	0	0
Jackson	.391	6	23	3	9	12	3	0	0	3	1	0	0	0	0	2	0	1
Jones	.000	2	1	0	0	0	0	0	0	0	1	0	0	0	0	0	0	0
Lahoud	.444	3	9	1	4	6	2	0	0	2	0	0	0	3	0	1	0	0
Lopez	.000	1	0	0	0	0	0	0	0	0	0	0	0	1	0	0	0	0
Melton	.207	51	169	17	35	60	9	2	4	26	1	2	2	25	2	27	1	0
Nordbrook	.000	1	0	0	0	0	0	0	0	0	0	0	0	0	0	0	0	0
Remy	.000	5	0	0	0	0	0	0	0	0	0	0	0	0	0	0	0	1
Smith	.000	1	0	0	0	0	0	0	0	0	0	0	0	0	0	0	0	0
Solaita	.375	7	24	5	9	16	1	0	2	6	0	0	0	5	0	6	0	0
Stanton	.571	4	7	2	4	9	0	1	1	6	1	0	0	0	0	2	0	0
Tanana	.000	1	0	0	0	0	0	0	0	0	0	0	0	0	0	0	0	0
Torres	.000	6	0	3	0	0	0	0	0	0	0	0	0	0	0	0	0	0
TOTALS	.251	162	618	66	155	226	29	3	12	77	6	6	3	58	6	93	12	7

1976 ANGELS PITCHING

PITCHER	W-L	ERA	G	GS	CG	SHO	SV	IP	H	R	ER	HR	HB	BB	IB	SO	WP	BK
Brewer	3-1	2.70	13	0	0	0	2	20	20	7	6	0	0	6	0	16	0	0
Drago	7-8	4.42	43	0	0	0	6	79.1	80	42	39	7	5	31	8	43	3	0
Dunning	0-0	7.50	4	0	0	0	0	6	9	9	5	2	0	6	1	4	0	0
Hartzell	7-4	2.77	37	15	7	2	2	166	166	64	51	6	10	43	5	51	3	0
Hassler	0-6	5.13	14	4	0	0	0	47.1	50	31	27	3	0	17	2	16	1	0
Kirkwood	6-12	4.62	28	26	4	0	0	157.2	167	91	81	12	1	57	9	78	4	0
Monge	6-7	3.37	32	13	2	0	0	117.2	108	50	44	10	1	49	0	53	4	0
Overy	0-2	6.14	5	0	0	0	0	7.1	6	5	5	1	1	3	1	8	0	0
Ross	8-16	3.00	34	31	7	2	0	225	224	89	75	12	5	58	5	100	0	0
Ryan	17-18*	3.36	39	39	21	7*	0	284.1	193	117	106	13	5	183*	2	327*	5	2
Scott	3-0	3.23	33	0	0	0	3	39	47	17	14	3	0	12	4	10	1	0
Tanana	19-10	2.43	34	34	23	2	0	288.1	212	88	78	24	9	73	5	261	5	0
Verhoeven	0-2	3.38	21	0	0	0	4	37.1	35	15	14	2	0	14	8	23	1	0
Wheelock	0-0	27.00	2	0	0	0	0	2	6	6	6	0	1	1	0	2	0	0
TOTALS	76-86	3.36	162	162	64	15	17	1477.1	1323	631	551	95	38	553	50	992	27	2

WIN STREAK: 4, four times

LOSING STREAK: 6, April 21-30

YEAR-BY-YEAR STATISTICAL REVIEW

1977 ANGELS BATTING

PLAYER	AVG	G	AB	R	H	TB	2B	3B	HR	RBI	SH	SF	HP	BB	IBB	SO	SB	CS
Aikens	.198	42	91	5	18	22	4	0	0	6	0	0	0	10	2	23	1	2
Baylor	.251	154	561	87	141	243	27	0	25	75	2	8	12	62	7	76	26	12
Bochte	.290	25	100	12	29	39	4	0	2	8	1	0	0	7	0	4	3	2
Bonds	.264	158	592	103	156	308	23	9	37	115	1	10	2	74	5	141	41	18
Bosley	.297	58	212	19	63	77	10	2	0	19	4	2	1	16	0	32	5	4
Briggs	.162	59	74	6	12	17	2	0	1	4	0	1	0	8	1	14	0	0
Chalk	.277	149	519	58	144	184	27	2	3	45	9	6	5	52	2	69	12	8
Etchebarren	.254	80	114	11	29	35	2	2	0	14	3	2	0	12	0	19	3	1
Flores	.278	104	342	41	95	125	19	4	1	26	6	0	1	23	2	39	12	10
Goodwin	.209	35	91	5	19	30	6	1	1	8	0	0	0	5	1	19	0	0
Grich	.243	52	181	24	44	71	6	0	7	23	3	3	1	37	4	40	6	6
Guerrero	.283	86	244	17	69	84	8	2	1	28	2	2	0	4	1	16	0	0
Hampton	.295	52	44	5	13	23	1	0	3	9	0	0	1	2	0	10	0	0
Humphrey	.227	123	304	17	69	86	11	0	2	34	7	3	4	21	0	58	1	1
Jackson	.243	106	292	38	71	114	15	2	8	28	3	2	1	24	2	42	3	2
Jones	.176	14	17	3	3	6	0	0	1	3	0	1	0	4	0	5	0	0
Kingman	.194	10	36	4	7	15	2	0	2	4	1	0	1	1	0	16	0	0
Landreaux	.250	23	76	6	19	26	5	1	0	5	0	0	0	5	1	15	1	1
May	.333	11	18	0	6	6	0	0	0	1	0	0	0	5	0	1	0	0
Mulliniks	.269	78	271	36	73	99	13	2	3	21	8	0	1	23	2	36	1	1
Nolan	.000	6	0	1	0	0	0	0	0	0	0	0	0	0	0	0	0	0
Ramirez	.077	25	13	6	1	1	0	0	0	0	0	0	0	0	0	3	1	0
Remy	.252	154	575	74	145	196	19	10	4	44	19	4	2	59	2	59	41	17
Rudi	.264	64	242	48	64	120	13	2	13	53	2	2	4	22	4	48	1	0
Solaita	.241	116	324	40	78	135	15	0	14	53	2	4	0	56	6	77	1	3
Torres	.156	58	77	9	12	24	1	1	3	10	1	1	0	10	0	18	0	1
TOTALS	.255	162	5410	675	1380	2086	233	40	131	636	74	51	36	542	42	880	159	89

1977 ANGELS DESIGNATED HITTERS

PLAYER	AVG	G	AB	R	H	TB	2B	3B	HR	RBI	SH	SF	HP	BB	IBB	SO	SB	CS
Aikens	.222	13	36	5	8	9	1	0	0	1	0	0	0	5	1	11	1	0
Baylor	.259	61	220	42	57	108	15	0	12	34	1	3	3	36	3	31	12	7
Bochte	.800	1	5	0	4	5	1	0	0	0	0	0	0	0	0	0	0	1
Bonds	.217	18	69	10	15	31	2	1	4	11	0	0	0	8	0	19	5	2
Flores	.313	8	16	4	5	6	1	0	0	1	0	0	0	3	1	3	1	2
Goodwin	.228	23	79	5	18	29	6	1	1	8	0	0	0	5	1	14	0	0
Guerrero	.227	19	66	5	15	21	1	1	1	8	0	1	0	3	1	5	0	0
Hampton	.000	2	4	0	0	0	0	0	0	0	0	0	0	0	0	1	0	0
Jackson	.208	20	53	6	11	16	2	0	1	3	1	0	0	9	2	7	1	0
Jones	.167	6	12	3	2	5	0	0	1	2	0	0	0	3	0	3	0	0
May	.000	1	3	0	0	0	0	0	0	0	0	0	0	1	0	0	0	0
Ramirez	.000	1	0	0	0	0	0	0	0	0	0	0	0	0	0	0	0	0
Rudi	.222	3	9	1	2	6	1	0	1	1	0	0	0	0	0	5	0	0
Solaita	.300	6	20	2	6	9	0	0	1	4	1	0	0	0	0	5	0	0
TOTALS	.242	162	592	83	143	245	30	3	22	73	3	4	3	73	9	104	20	12

1977 ANGELS PITCHING

PITCHER	W-L	ERA	G	GS	CG	SHO	SV	IP	H	R	ER	HR	HB	BB	IB	SO	WP	BK
Barlow	4-2	4.58	20	1	0	0	1	59	53	33	30	3	4	27	6	25	1	1
Brett	7-10	4.25	21	21	5	0	0	142	157	73	67	15	3	38	0	41	4	1
Cneira	2-2	4.08	6	4	0	0	0	28.2	27	15	13	5	0	16	2	17	1	1
Cuellar	0-1	18.90	2	1	0	0	0	3.1	9	7	7	2	0	3	1	3	0	0
Drago	0-1	3.00	13	0	0	0	2	21	22	8	7	3	0	3	2	15	1	0
Hartzell	8-12	3.57	41	23	6	0	4	189.1	200	92	75	14	4	38	6	79	5	1
Kirkwood	1-0	5.09	13	0	0	0	1	17.2	20	12	10	3	0	9	3	10	1	0
Kuhaulua	0-0	15.63	3	1	0	0	0	6.1	15	11	11	1	0	7	0	3	2	0
LaRoche	6-5	3.10	46	0	0	0	13	81.1	64	31	28	8	2	37	8	61	0	0
Miller	4-4	3.02	41	0	0	0	4	92.1	81	35	31	10	0	30	7	49	2	0
Monge	0-1	2.92	4	0	0	0	1	12.1	14	6	4	2	0	6	0	4	0	0
Moore	0-2	3.97	7	3	0	0	0	22.2	28	19	10	7	3	10	1	14	0	0
Nolan	0-3	8.84	5	5	0	0	0	18.1	31	19	18	5	0	2	0	4	0	0
Ross	2-4	5.55	14	12	0	0	0	58.1	83	41	36	10	2	11	1	30	2	0
Ryan	19-16	2.77	37	37	22★	4	0	299	198	110	92	12	9	204★	7	341★	21★	3
Scott	0-2	5.63	12	0	0	0	0	16	19	16	10	1	0	4	2	5	0	0
Simpson	6-12	5.83	27	23	0	0	0	122	154	90	79	14	7	62	3	55	8	0
Tanana	15-9	2.54	31	31	20	7★	0	241.1	201	72	68	19	12	61	2	205	8	1
Verhoeven	0-2	3.86	3	0	0	0	0	4.2	4	3	2	0	1	4	1	3	0	0
Walker	0-0	9.00	1	0	0	0	0	2	3	2	2	2	0	0	1	0	0	0
TOTALS	74-88	3.76	162	162	53	13	26	1437.2	1383	695	600	136	47	572	52	965	56	8

WIN STREAK: 4, April 28-May 1

LOSING STREAK: 6, Sept. 21-27



YEAR-BY-YEAR STATISTICAL REVIEW

1978 ANGELS BATTING

PLAYER	AVG	G	AB	R	H	TB	2B	3B	HR	RBI	SH	SF	HP	BB	IBB	SO	SB	CS
Anderson	.194	48	108	6	21	28	7	0	0	7	7	1	0	11	1	16	0	0
Baylor	.255	158	591	103	151	279	26	0	34	99	0	12*	18*	56	9	71	22	9
Bostock	.296	147	568	74	168	215	24	4	5	71	4	4	2	59	8	36	15	12
Chalk	.253	135	470	42	119	134	12	0	1	34	11	1	7	38	0	34	5	8
Downing	.255	133	412	42	105	141	15	0	7	46	4	2	6	52	2	47	3	2
Fairly	.217	91	235	23	51	86	5	0	10	40	2	5	1	25	2	31	0	1
Goodwin	.276	24	58	9	16	27	5	0	2	10	0	1	0	10	0	13	0	0
Grich	.251	144	487	68	122	160	16	2	6	42	19	3	7	75	1	83	4	3
Hampton	.214	19	14	2	3	8	0	1	1	4	0	0	0	2	0	7	1	0
Humphrey	.219	53	114	11	25	34	4	1	1	9	2	3	2	6	0	12	0	1
Jackson	.297	105	387	49	115	163	18	6	6	57	2	4	9	16	1	31	2	3
Landreaux	.223	93	260	37	58	90	7	5	5	23	1	0	2	20	4	20	7	3
Lansford	.294	121	453	63	133	184	23	2	8	52	5	7	4	31	2	67	20	9
Machemer	.273	10	22	6	6	10	1	0	1	2	1	0	0	2	0	1	0	1
Miller	.263	132	475	66	125	161	25	4	1	37	10	4	4	54	1	70	3	13
Mulliniks	.185	50	119	6	22	30	3	1	1	6	0	2	1	8	0	23	2	0
Rettenmund	.269	50	108	16	29	39	5	1	1	14	1	1	2	30	0	13	0	3
Rudi	.256	133	497	58	127	207	27	1	17	79	3	6	2	28	4	82	2	1
Solaita	.223	60	94	10	21	27	3	0	1	14	0	0	0	16	3	25	0	0
TOTALS	.259	162	5472	691	1417	2023	226	28	108	646	72	56	67	539	38	682	86	69

1978 ANGELS DESIGNATED HITTERS

PLAYER	AVG	G	AB	R	H	TB	2B	3B	HR	RBI	SH	SF	HP	BB	IBB	SO	SB	CS
Baylor	.249	102	386	65	96	174	18	0	20	64	0	8	9	35	6	52	12	5
Bostock	.250	1	4	0	1	1	0	0	0	0	0	0	0	0	0	0	0	0
Chalk	.000	1	0	0	0	0	0	0	0	0	1	0	0	0	0	0	0	0
Downing	.167	2	6	1	1	4	0	0	1	1	0	0	0	2	0	2	0	0
Fairly	.231	5	13	2	3	9	0	0	2	5	0	0	0	1	0	2	0	0
Goodwin	.275	15	51	8	14	24	4	0	2	9	0	1	0	9	0	11	0	0
Hampton	.250	4	8	1	2	5	0	0	1	2	0	0	0	2	0	5	1	0
Jackson	.000	1	0	0	0	0	0	0	0	0	0	0	1	0	0	0	0	0
Landreaux	.000	1	0	0	0	0	0	0	0	0	0	0	0	0	0	0	0	0
Lansford	.400	1	5	1	2	5	0	0	1	1	0	0	0	0	0	0	0	0
Mulliniks	.000	2	0	2	0	0	0	0	0	0	0	0	0	0	0	0	0	0
Rettenmund	.255	18	47	8	12	15	1	1	0	4	1	0	1	12	0	5	0	1
Rudi	.095	11	42	0	4	4	0	0	0	0	0	0	0	3	0	14	0	0
Solaita	.238	18	42	8	10	15	2	0	1	6	0	0	0	7	2	12	0	0
TOTALS	.240	162	604	96	145	256	25	1	28	92	2	9	11	71	8	103	13	6

1978 ANGELS PITCHING

PITCHER	W-L	ERA	G	GS	CG	SHO	SV	IP	H	R	ER	HR	HB	BB	IB	SO	WP	BK
Aase	11-8	4.03	29	29	6	1	0	178.2	185	88	80	14	2	80	4	93	3	0
Barlow	0-0	4.50	1	0	0	0	0	2	3	1	1	0	0	0	0	1	0	0
Brett	3-5	4.95	31	10	1	1	1	100	100	60	55	12	1	42	5	43	1	2
Caneira	0-0	7.04	2	2	0	0	0	7.2	8	6	6	2	0	3	0	0	0	0
Fitzmorris	1-0	1.71	9	2	0	0	0	31.2	26	9	6	2	0	14	3	8	0	0
Frost	5-4	2.58	11	10	2	1	0	80.1	71	24	23	6	2	24	3	30	3	0
Griffin	3-4	4.02	24	4	0	0	0	56	63	39	25	8	1	31	2	35	2	0
Hartzell	6-10	3.44	54	12	5	0	6	157	168	67	60	8	5	41	9	55	5	1
Knapp	14-8	4.21	30	29	6	0	0	188.1	178	94	88	25	2	67	6	126	3	0
LaRoche	10-9	2.82	59	0	0	0	25	95.2	73	35	30	7	2	48	11	70	0	0
Miller	6-2	2.66	41	0	0	0	1	84.2	85	29	25	3	5	41	3	34	1	1
Ryan	10-13	3.72	31	31	14	3	0	234.2	183	106	97	12	3	148*	7	260*	13*	2
Tanana	18-12	3.65	33	33	10	4	0	239	239	108	97	26	9	60	7	137	5	8*
TOTALS	87-75	3.65	162	162	44	13	33	1455.2	1382	666	590	125	32	599	60	892	36	14

WIN STREAK: 4, seven times

LOSING STREAK: 7, May 27-June 3

YEAR-BY-YEAR STATISTICAL REVIEW

1979 ANGELS BATTING

PLAYER	AVG	G	AB	R	H	TB	2B	3B	HR	RBI	SH	SF	HP	BB	IBB	SO	SB	CS
Aikens	.280	116	379	59	106	187	18	0	21	81	0	6	1	61	8	79	1	3
Anderson	.248	96	234	33	58	82	13	1	3	23	9	3	1	17	0	31	3	2
Baylor	.296	162*	628	120*	186	333	33	3	36	139*	0	12	11	71	6	51	22	12
Campaneris	.234	85	239	27	56	68	4	4	0	15	11	2	1	19	0	32	12	4
Carew	.318	110	409	78	130	160	15	3	3	44	8	3	0	73	7	46	18	8
Clark	.296	19	54	8	16	25	2	2	1	5	1	0	0	5	0	11	1	1
Davis	.250	43	56	9	14	18	2	1	0	2	1	0	0	4	0	7	1	0
Donohue	.224	38	107	13	24	38	3	1	3	14	1	0	2	3	0	29	2	0
Downing	.326	148	509	87	166	235	27	3	12	75	3	2	5	77	4	57	3	3
Ford	.290	142	569	100	165	264	26	5	21	101	3	13*	3	40	0	86	8	5
Garr	.125	6	24	0	3	3	0	0	0	0	0	0	0	0	0	3	0	0
Grich	.294	153	534	78	157	287	30	5	30	101	12	2	2	59	10	84	1	0
Hampton	.400	4	5	0	2	2	0	0	0	0	0	0	0	0	0	1	0	0
Harlow	.233	62	159	22	37	49	8	2	0	14	1	0	2	25	0	34	1	3
Harper	.000	1	2	0	0	0	0	0	0	0	0	0	0	0	0	1	0	0
Harris	.000	1	2	0	0	0	0	0	0	0	0	0	0	0	0	0	0	0
Humphrey	.059	9	17	2	1	1	0	0	0	0	1	0	0	1	0	2	0	0
Lansford	.287	157	654	114	188	285	30	5	19	79	12	4	3	39	2	115	20	8
Miller	.293	120	427	60	125	156	15	5	2	28	9	1	1	50	1	69	5	4
Mulliniks	.147	22	68	7	10	13	0	0	1	8	0	5	1	4	0	14	0	0
Ramirez	.000	13	12	1	0	0	0	0	0	1	0	1	1	0	6	1	0	0
Rettenmund	.263	35	76	7	20	25	2	0	1	10	1	1	1	11	1	14	1	0
Rudi	.242	90	300	35	80	130	11	3	11	61	4	2	1	24	3	61	0	0
Thon	.339	35	56	6	19	22	3	0	0	8	1	0	0	5	0	10	0	0
TOTALS	.282	162	5550	866	1563	2383	242	43	164	808	79	56	37	589	42	843	100	53

1979 ANGELS DESIGNATED HITTERS

PLAYER	AVG	G	AB	R	H	TB	2B	3B	HR	RBI	SH	SF	HP	BB	IBB	SO	SB	CS
Aikens	.295	51	173	26	51	90	9	0	10	36	0	2	0	28	6	33	0	1
Baylor	.349	65	252	57	88	167	11	1	22	73	0	4	2	35	1	17	9	5
Campaneris	.000	1	0	0	0	0	0	0	0	0	0	0	0	0	0	0	1	0
Carew	.273	6	22	5	6	11	2	0	1	2	0	0	0	4	1	3	3	0
Davis	.400	6	20	6	8	10	2	0	0	1	1	0	0	0	0	4	0	0
Downing	.415	18	65	11	27	41	5	0	3	18	1	0	0	6	1	7	0	0
Garr	.125	6	24	0	3	3	0	0	0	0	0	0	0	0	0	3	0	0
Harper	.000	1	2	0	0	0	0	0	0	0	0	0	0	0	0	1	0	0
Miller	.000	2	1	0	0	0	0	0	0	0	0	0	0	0	0	1	0	0
Rettenmund	.283	17	46	5	13	18	2	0	1	4	0	1	1	7	0	10	1	0
Rudi	.000	3	11	0	0	0	0	0	0	0	0	0	0	0	0	3	0	0
TOTALS	.318	162	616	110	196	340	31	1	37	134	2	7	3	80	9	82	14	6

1979 ANGELS PITCHING

PITCHER	W-L	ERA	G	GS	CG	SHO	SV	IP	H	R	ER	HR	HB	BB	IB	SO	WP	BK
Aase	9-10	4.81	37	28	7	1	2	185.1	200	104	99	19	1	77	7	96	5	0
Barlow	1-1	5.13	35	0	0	0	0	86	106	54	49	8	4	30	2	33	6	0
Barr	10-12	4.20	36	25	5	0	0	197	217	100	92	22	3	55	5	69	2	1
Botting	2-0	8.80	12	1	0	0	0	29.2	46	30	29	6	1	15	1	22	4	1
Clear	11-5	3.63	52	0	0	0	14	109	87	48	44	6	3	68	5	98	9	1
Eddy	1-1	4.73	7	4	0	0	0	32.1	36	19	17	1	2	20	0	7	0	0
Ferris	0-0	1.50	2	0	0	0	0	6	5	2	1	1	0	3	1	2	1	0
Frost	16-10	3.57	36	33	12	2	1	239.1	226	108	95	17	5	77	4	107	5	0
Knapp	5-5	5.51	20	18	3	0	0	98	109	73	60	8	2	35	1	36	2	0
LaRoche	7-11	5.57	53	1	0	0	10	85.2	107	54	53	13	2	32	4	59	0	1
Miller	1-0	3.31	14	1	0	0	0	35.1	44	14	13	2	2	13	0	16	1	0
Montague	2-0	5.09	14	0	0	0	6	17.2	16	12	10	3	0	9	0	6	2	0
Ryan	16-14	3.60	34	34	17	5*	0	222.2	169	104	89	15	6	114	3	223*	9	0
Schuler	0-0	10.80	1	0	0	0	0	1.2	2	2	2	1	0	0	0	0	1	0
Tanana	7-5	3.89	18	17	2	1	0	90.1	93	44	39	9	2	25	0	46	6	1
TOTALS	88-74	4.34	162	162	46	9	33	1436	1463	768	692	131	33	573	33	820	53	5

WIN STREAK: 10, April 11-21

LOSING STREAK: 7, June 21-28



YEAR-BY-YEAR STATISTICAL REVIEW

1980 ANGELS BATTING

PLAYER	AVG	G	AB	R	H	TB	2B	3B	HR	RBI	SH	SF	HP	BB	IBB	SO	SB	CS
Baylor	.250	90	340	39	85	116	12	2	5	51	4	0	11	24	4	4	6	6
Campaneris	.252	77	210	32	53	69	8	1	2	18	7	2	1	14	0	33	10	5
Carew	.331	144	540	74	179	236	34	7	3	59	9	3	1	59	7	38	23	15
Clark	.230	78	261	26	60	87	10	1	5	23	1	0	2	11	0	42	0	1
Cliburn	.179	54	56	7	10	18	2	0	2	6	0	1	0	3	0	9	0	0
Cowens	.227	34	119	11	27	35	5	0	1	17	0	0	1	12	1	21	1	2
Cruz	.275	18	40	5	11	17	3	0	1	5	0	0	0	5	1	8	0	0
Donohue	.188	84	218	18	41	53	4	1	2	14	3	1	1	7	0	63	5	1
Downing	.290	30	93	5	27	39	6	0	2	25	1	2	0	12	1	12	0	2
Ford	.279	65	226	22	63	95	11	0	7	26	1	1	2	19	1	45	0	1
Garr	.190	21	42	5	8	9	1	0	0	3	0	0	0	4	2	6	0	0
Grich	.271	150	498	60	135	203	22	2	14	62	5	5	4	84	2	108	3	7
Harlow	.276	109	301	47	83	116	13	4	4	27	4	1	1	48	1	61	3	2
Harris	.293	19	41	8	12	23	5	0	2	7	0	1	0	7	0	4	0	1
Kubski	.254	22	63	11	16	19	3	0	0	6	0	0	0	6	0	10	1	1
Lansford	.261	151	602	87	157	235	27	3	15	80	7	11*	0	50	2	93	14	5
Miller	.274	129	412	52	113	139	14	3	2	38	6	3	1	48	4	71	7	3
Patek	.264	86	273	41	72	107	10	5	5	34	8	2	1	15	1	26	7	6
Rettenmund	.250	2	4	0	1	1	0	0	0	0	0	0	0	1	0	1	0	0
Rudi	.237	104	372	42	88	155	17	1	16	53	2	3	5	17	2	84	1	0
Skaggs	.197	24	66	7	13	16	0	0	1	9	1	1	0	9	0	13	0	0
Thompson	.317	102	312	59	99	164	14	0	17	70	2	3	0	70	9	60	2	0
Thon	.255	80	267	32	68	84	12	2	0	15	5	2	1	10	0	28	7	5
Whitmer	.241	48	87	8	21	24	3	0	0	7	9	2	0	4	0	21	1	0
TOTALS	.265	160	5443	698	1442	2060	236	32	106	655	75	44	32	539	38	889	91	63

1980 ANGELS DESIGNATED HITTERS

PLAYER	AVG	G	AB	R	H	TB	2B	3B	HR	RBI	SH	SF	HP	BB	IBB	SO	SB	CS
Baylor	.223	36	130	14	29	37	5	0	1	18	0	3	4	13	3	14	1	4
Campaneris	1.000	1	1	1	1	1	0	0	0	0	0	0	0	0	0	0	0	1
Carew	.362	32	127	20	46	59	8	1	1	16	1	2	1	13	0	5	4	2
Cowens	1.000	1	1	1	1	1	0	0	1	3	0	0	0	0	0	0	0	0
Downing	.357	13	42	2	15	21	3	0	1	14	0	2	0	5	0	3	0	1
Ford	.276	15	58	5	16	19	3	0	0	5	0	1	1	7	0	11	0	1
Garr	.241	8	29	4	7	8	1	0	0	2	0	0	0	2	2	4	0	0
Harlow	1.000	1	1	1	1	2	1	0	0	1	0	0	0	0	0	0	0	0
Rettenmund	.333	1	3	0	1	1	0	0	0	0	0	0	0	1	0	1	0	0
Rudi	.182	3	11	0	2	3	1	0	0	1	0	0	1	1	0	3	0	0
Thompson	.351	45	148	34	52	89	4	0	11	36	0	2	0	31	4	28	2	0
Thon	.310	15	58	6	18	23	3	1	0	5	0	1	0	1	0	5	1	2
TOTALS	.310	160	609	88	189	267	29	2	15	101	1	11	7	74	9	74	8	11

1980 ANGELS PITCHING

PITCHER	W-L	ERA	G	GS	CG	SHD	SV	IP	H	R	ER	HR	HB	BB	IB	SO	WP	BK
Aase	8-13	4.06	40	21	5	1	2	175	193	83	79	13	1	66	3	74	2	1
Barr	1-4	5.56	24	7	0	0	1	68	90	43	42	12	3	23	2	22	2	0
Botting	0-3	5.81	6	6	0	0	0	26.1	40	20	17	1	0	13	0	12	2	0
Clear	11-11	3.30	58	0	0	0	9	106.1	82	51	39	2	5	65	9	105	4	0
Dorsey	1-2	9.19	4	4	0	0	0	15.2	25	16	16	2	1	8	0	8	0	0
Ferris	0-2	5.87	5	3	0	0	0	15.1	23	13	10	2	0	9	0	4	1	0
Frost	4-8	5.29	15	15	2	0	0	78.1	97	53	46	8	2	21	1	28	3	0
Hallicki	3-1	4.84	10	6	0	0	0	35.1	39	22	19	5	0	11	0	16	1	0
Hassler	5-1	2.49	41	0	0	0	10	83	67	25	23	8	1	37	8	75	1	0
Kison	3-6	4.91	13	13	2	1	0	73.1	73	46	40	5	3	32	2	28	0	2
Knapp	2-11	6.14	32	20	1	0	1	117.1	133	83	80	18	8	51	1	46	4	1
LaRoche	3-5	4.08	52	9	1	0	4	128	122	62	58	14	3	39	3	89	0	1
Lemanczyk	2-4	4.32	21	2	0	0	0	66.2	81	40	32	8	2	27	2	19	2	2
Martinez	7-9	4.52	30	23	4	1	0	149.1	150	81	75	14	1	59	2	57	5	0
Montague	4-2	5.13	37	0	0	0	3	73.2	97	47	42	8	1	21	1	22	2	0
Schuler	0-1	3.55	8	0	0	0	0	12.2	13	5	5	3	0	2	1	7	0	0
Tanana	11-12	4.15	32	31	7	0	0	204	223	107	94	18	8	45	0	113	3	1
TOTALS	65-95	4.52	160	160	22	6	30	1428.1	1548	797	717	141	39	529	35	725	32	8

WIN STREAK: 6, Aug. 4-9

LOSING STREAK: 9, June 11-19

YEAR-BY-YEAR STATISTICAL REVIEW

1981 ANGELS BATTING

PLAYER	AVG	G	AB	R	H	TB	2B	3B	HR	RBI	SH	SF	HP	BB	IBB	SO	SB	CS
Baylor	.239	103	377	52	90	161	18	1	17	66	0	6	7	42	1	51	3	3
Beniquez	.181	58	166	18	30	44	5	0	3	13	4	1	1	15	0	16	2	1
Brunansky	.152	11	33	7	5	14	0	0	3	6	0	0	0	8	0	10	1	0
Burleson	.293	109★	430	53	126	160	17	1	5	33	11	4	3	42	2	38	4	6
Campaneris	.256	55	82	11	21	28	2	1	1	10	3	1	0	5	0	10	5	2
Carew	.305	93	364	57	111	136	17	1	2	21	10	2	0	45	7	45	16	9
Clark	.250	34	88	12	22	38	2	1	4	19	0	0	0	7	0	18	0	0
Davis	.000	1	2	0	0	0	0	0	0	0	0	0	0	0	0	0	0	0
Downing	.249	93	317	47	79	120	14	0	9	41	3	0	4	46	1	35	1	1
Ferguson	.233	12	30	5	7	11	1	0	1	5	1	1	0	9	0	8	0	0
Ford	.277	97	375	53	104	165	14	1	15	48	5	1	5	23	3	71	2	2
Grich	.304	100	352	56	107	191	14	2	22★	61	5	3	4	40	4	71	2	4
Harlow	.207	43	82	13	17	18	1	0	0	4	2	0	0	16	0	25	1	1
Harper	.273	4	11	1	3	3	0	0	0	1	0	1	0	0	0	1	0	0
Harris	.247	36	77	5	19	31	3	0	3	9	0	0	0	3	0	11	0	0
Hobson	.235	85	268	27	63	90	7	4	4	36	2	4	1	35	0	60	1	1
Lubratich	.143	7	21	2	3	4	1	0	0	1	0	0	0	0	0	2	1	0
Lynn	.219	76	256	28	56	81	8	1	5	31	1	4	3	38	4	42	1	2
Ott	.217	75	258	20	56	72	8	1	2	22	4	2	1	17	1	42	2	1
Patek	.234	27	47	3	11	14	1	1	0	5	0	0	0	1	0	6	1	0
Sconiers	.269	15	52	6	14	20	1	1	1	7	0	0	0	1	0	10	0	0
TOTALS	.256	110	3688	476	944	1401	134	16	97	439	51	30	29	393	23	571	44	33
OPP.	.261	110	3675	453	958	1394	157	18	81	426	36	34	21	323	—	—	73	—

1981 ANGELS DESIGNATED HITTERS

PLAYER	AVG	G	AB	R	H	TB	2B	3B	HR	RBI	SH	SF	HP	BB	IBB	SO	SB	CS
Baylor	.233	97	356	51	83	153	17	1	17	64	0	6	7	41	1	48	3	3
Beniquez	.000	1	3	0	0	0	0	0	0	0	0	0	0	0	0	0	0	0
Carew	.250	2	4	1	1	1	0	0	0	0	0	0	0	1	0	0	1	0
Downing	.222	5	18	1	4	4	0	0	0	2	0	0	0	3	0	0	0	0
Harper	.000	1	3	0	0	0	0	0	0	0	0	0	0	0	0	0	0	0
Harris	.000	1	3	0	0	0	0	0	0	0	0	0	0	0	0	0	0	0
Hobson	.143	2	7	0	1	1	0	0	0	1	0	0	0	2	0	1	0	0
Sconiers	.462	3	13	2	6	11	0	1	1	5	0	0	0	0	0	3	0	0
TOTALS	.233	110	407	55	95	170	17	2	18	72	0	6	7	47	1	52	4	3

1981 ANGELS PITCHING

PITCHER	W-L	ERA	G	GS	CG	SHO	SV	IP	H	R	ER	HR	HB	BB	IB	SO	WP	BK
Aase	4-4	2.34	39	0	0	0	11	65.1	56	17	17	4	0	24	2	38	2	0
D'Acquisto	0-0	10.71	6	0	0	0	0	19.1	26	24	23	2	1	12	0	8	1	0
Forsch	11-7	2.88	20	20	10	4★	0	153	143	54	49	7	4	27	2	55	0	0
Frost	1-8	5.51	12	9	0	0	0	47.1	44	30	29	3	1	19	0	16	1	0
Hassler	4-3	3.21	42	0	0	0	5	75.2	72	29	27	8	0	33	8	44	3	0
Jefferson	2-4	3.62	26	5	0	0	0	77	80	39	31	4	2	24	4	27	4	3
Kison	1-1	3.48	11	4	0	0	0	44	40	18	17	8	0	14	1	19	1	0
Mahler	0-0	0.00	6	0	0	0	0	6.1	1	0	0	0	0	2	0	5	0	0
Martinez	0-0	3.00	2	0	0	2	0	6	5	2	2	1	0	3	0	4	0	0
Moreno	1-3	2.87	8	4	1	0	0	31.1	27	10	10	2	0	14	0	12	1	0
Rau	1-2	8.71	3	3	0	0	0	10.1	14	10	10	2	0	4	0	3	0	0
Renko	8-4	3.44	22	15	0	0	1	102	93	40	39	7	1	42	1	50	0	0
Sanchez	0-2	2.94	17	0	0	0	2	33.2	39	16	11	4	1	11	0	13	1	0
Travers	0-1	8.38	4	4	0	0	0	9.2	14	11	9	2	0	4	0	5	0	0
Witt	8-9	3.21	22	21	7	1	0	129	123	60	47	9	11★	47	4	75	2	0
Zahn	10-11	4.41	25	25	9	0	0	161.1	181	93★	79★	18★	0	43	2	52	2	2
TOTALS	51-59	3.71	110	110	27	8	19	971.1	958	453	400	81	21	323	24	426	18	5
OPP.	59-51	3.83	110	110	33	4	22	976.2	944	476	416	97	29	393	—	571	31	6

WIN STREAK: 5, May 9-14

LOSING STREAK: 8, Sept. 5-12



YEAR-BY-YEAR STATISTICAL REVIEW

1982 ANGELS BATTING

PLAYER	AVG	G	AB	R	H	TB	2B	3B	HR	RBI	SH	SF	HP	BB	IBB	SO	SB	CS
Adams	.143	8	14	1	2	2	0	0	0	0	1	0	1	0	0	2	1	0
Baylor	.263	157	608	80	160	258	24	1	24	93	0	8	7	57	7	69	10	4
Beniquez	.265	112	196	25	52	76	11	2	3	24	16	0	1	15	1	21	3	0
Boone	.256	143	472	42	121	159	17	0	7	58	23	5	0	39	2	34	0	2
Burleson	.156	11	45	4	7	8	1	0	0	2	2	0	0	6	2	3	0	0
Carew	.319	138	523	88	167	211	25	5	3	44	16	4	2	67	5	49	10	17
Clark	.211	102	90	11	19	26	1	0	2	8	2	1	0	0	0	29	1	0
DeCinces	.301	153	575	94	173	315	42	5	30	97	4	9	1	66	7	80	7	5
Downing	.281	158	623	109	175	300	37	2	28	84	3	8	5	86	1	58	2	1
Ferguson	.226	36	84	10	19	30	2	0	3	8	1	0	0	12	0	19	0	0
Foli	.252	150	480	46	121	148	14	2	3	56	26*	6	2	14	1	22	2	4
Grich	.261	145	506	74	132	227	28	5	19	65	6	3	8	82	3	109	3	3
Jackson, Re.	.275	153	530	92	146	282	17	1	39*	101	0	4	2	85	12	156*	4	5
Jackson, Ro.	.331	53	142	15	47	59	6	0	2	19	4	1	2	10	0	12	0	1
Kelleher	.163	34	49	9	8	9	1	0	0	1	3	0	1	5	0	5	1	1
Lynn	.299	138	472	89	141	244	38	1	21	86	5	7	3	58	4	72	7	8
Moreno	.000	11	3	3	0	0	0	0	0	0	0	0	0	2	0	0	0	2
Pettis	.200	10	5	5	1	4	0	0	1	1	0	0	0	0	0	2	0	0
Scioniers	.154	12	13	0	2	2	0	0	0	2	0	0	0	2	0	1	0	0
Wilfong	.245	55	102	17	25	36	4	2	1	11	2	0	0	7	1	17	4	0
TOTALS	.274	162	5532	814	1518	2396	268	26	186	760	114	56	35	613	46	760	55	53
OPP.	.259	162	5555	670	1436	2148	250	45	124	640	47	32	42	482	—	—	66	—

1982 ANGELS DESIGNATED HITTERS

PLAYER	AVG	G	AB	R	H	TB	2B	3B	HR	RBI	SH	SF	HP	BB	IBB	SO	SB	CS
Baylor	.263	155	608	79	160	258	24	1	24	93	0	8	7	55	7	69	10	4
Grich	.000	1	4	0	0	0	0	0	0	0	0	0	0	0	0	1	0	0
Jackson, Re.	.238	5	21	5	5	15	1	0	3	10	0	0	0	3	0	5	0	0
Moreno	.000	1	0	0	0	0	0	0	0	0	0	0	0	1	0	0	0	0
Scioniers	.000	1	1	0	0	0	0	0	0	0	0	0	0	0	0	0	0	0
Wilfong	.333	1	3	1	1	1	0	0	0	0	0	0	0	2	0	0	0	0
TOTALS	.261	162	637	85	166	274	25	1	27	103	0	8	7	61	7	75	10	4

1982 ANGELS PITCHING

PITCHER	W-L	ERA	G	GS	CG	SHO	SV	IP	H	R	ER	HR	HB	BB	IBB	SO	WP	BK
Aase	3-3	3.46	24	0	0	0	4	52	45	20	20	5	0	23	2	40	2	0
Bahnsen	0-1	4.66	7	0	0	0	0	9.2	13	6	5	0	0	8	1	5	0	0
Corbett	1-7	5.05	33	0	0	0	8	57	46	32	32	8	0	25	5	37	2	1
Curtis	0-1	6.00	8	0	0	0	1	12	16	8	8	0	0	3	2	10	2	0
Forsch	13-11	3.87	37	35	12	4	0	228	225	108	98	25	11	57	2	73	1	0
Goltz	8-5	4.08	28	7	1	0	3	86	82	43	39	4	1	32	1	49	2	0
Hassler	2-1	2.78	54	0	0	0	4	71.1	58	24	22	5	4	40	5	38	4	1
John	4-2	3.86	7	7	1	0	0	35	49	18	15	4	0	5	0	14	2	0
Kison	10-5	3.17	33	16	3	1	1	142	120	54	50	15	5	44	3	86	5	0
Mahler	2-0	1.13	6	0	0	0	0	8	9	1	1	0	0	6	1	5	0	0
Moreno	3-7	4.74	13	8	2	0	1	49.1	55	31	26	7	1	23	0	22	2	0
Renko	11-6	4.44	31	23	4	0	0	156	163	78	77	17	1	51	0	81	3	0
Sanchez	7-4	3.21	46	0	0	0	5	92.2	89	36	33	3	7	34	4	58	1	1
Steiner	1-0	3.76	10	1	0	0	0	26.1	25	14	11	2	1	11	0	14	0	0
Tiant	2-2	5.76	6	5	0	0	0	29.2	39	20	19	3	0	8	0	30	0	0
Witt	8-6	3.51	33	26	5	1	0	179.2	177	77	70	8	7	47	2	85	8	1
Zahn	18-8	3.73	34	34	12	4	0	229.1	225	100	95	18	4	65	5	81	2	0
TOTALS	93-69	3.82	162	162	40	10	27	1464	1436	670	621	124	42	482	33	728	36	4
OPP.	69-93	4.58	162	162	24	3	34	1452	1518	814	739	186	35	613	—	760	42	8

WIN STREAK: 7, April 13-19

LOSING STREAK: 8, June 30-July 7

YEAR-BY-YEAR STATISTICAL REVIEW

1983 ANGELS BATTING

PLAYER	AVG	G	AB	R	H	TB	2B	3B	HR	RBI	SH	SF	HP	BB	IBB	SO	SB	CS
Adams	.250	58	112	22	28	36	2	0	2	6	3	0	3	5	0	12	1	1
Benitez	.305	92	315	44	96	120	15	0	3	34	6	1	4	15	0	29	4	2
Boone	.256	142	468	46	120	165	18	0	9	52	10	7	0	24	1	42	4	3
Brown, M.	.231	31	104	12	24	40	5	1	3	9	0	0	0	7	0	20	1	0
Burleson	.286	33	119	22	34	41	7	0	0	11	2	1	0	12	0	12	0	2
Carew	.339	129	472	66	160	194	24	2	2	44	3	3	1	57	9	48	6	7
Clark	.231	76	212	17	49	75	9	1	5	21	3	1	0	9	0	45	0	0
DeCinces	.281	95	370	49	104	183	19	3	18	65	1	8	0	32	2	56	2	0
Downing	.246	113	403	68	99	173	15	1	19	53	1	2	5	62	4	59	1	2
Ferguson	.074	12	27	3	2	2	0	0	0	2	1	0	0	5	0	8	0	0
Foli	.252	88	330	29	83	99	10	0	2	29	11	2	1	5	1	18	2	3
Grich	.292	120	387	65	113	178	17	0	16	62	4	3	7	76	2	62	2	4
Jackson, Re.	.194	116	397	43	77	135	14	1	14	49	0	5	4	52	5	140	0	2
Jackson, Ro.	.230	102	348	41	80	122	16	1	8	39	1	0	3	27	2	33	2	2
Lubratich	.218	57	156	12	34	43	9	0	0	7	13	1	0	4	0	17	0	1
Lynn	.272	117	437	56	119	211	20	3	22	74	0	6	2	55	10	83	2	2
Narron	.135	10	22	1	3	6	0	0	1	4	0	0	0	1	0	3	0	0
O'Berry	.167	26	60	7	10	14	1	0	1	5	2	0	0	3	0	11	0	0
Pettis	.294	22	85	19	25	42	2	3	3	6	1	0	0	7	0	15	8	3
Schofield	.204	21	54	4	11	22	2	0	3	4	1	0	1	6	0	8	0	0
Sconiers	.274	106	314	49	86	135	19	3	8	46	2	1	0	17	2	41	4	2
Valentine	.240	86	271	30	65	118	10	2	13	43	1	4	0	18	0	48	2	1
Wilfong	.254	65	177	17	45	60	7	1	2	17	2	1	0	10	1	25	0	2
TOTALS	.260	162	5640	722	1467	2214	241	22	154	682	68	46	31	509	39	835	41	39
OPP.	.284	162	5760	779	1636	2393	297	35	130	725	57	50	30	496	71	668	83	61

1983 ANGELS DESIGNATED HITTERS

PLAYER	AVG	G	AB	R	H	TB	2B	3B	HR	RBI	SH	SF	HP	BB	IBB	SO	SB	CS
Benitez	.300	6	20	6	6	6	0	0	0	2	2	0	0	0	0	3	0	0
Carew	.370	24	100	10	37	42	2	0	1	12	0	1	0	14	3	11	1	3
Clark	.333	2	6	1	2	5	0	0	1	2	0	0	0	1	0	1	0	0
DeCinces	.225	10	40	1	9	9	0	0	0	1	0	0	0	2	0	4	0	0
Downing	.255	26	98	18	25	42	2	0	5	10	0	1	1	14	2	11	0	1
Jackson, Re.	.176	62	227	23	40	64	9	0	5	23	0	3	2	34	3	85	0	1
Jackson, Ro.	.289	16	38	6	11	21	1	0	3	11	0	0	0	5	0	8	0	0
Lynn	.375	2	8	2	3	9	0	0	2	2	0	0	0	1	0	2	0	0
Narron	.250	1	4	0	1	1	0	0	0	2	0	0	0	0	0	0	0	0
Sconiers	.309	27	94	17	29	48	7	0	4	17	0	0	0	5	1	13	1	1
TOTALS	.257	162	635	84	163	247	21	0	21	82	2	5	3	76	9	138	2	6

1983 ANGELS PITCHING

PITCHER	W-L	ERA	G	GS	CG	SHO	SV	IP	H	R	ER	HR	HB	BB	IB	SO	WP	BK
Brown, C.	1-1	7.31	10	0	0	0	0	16	25	13	13	1	0	4	1	7	1	0
Brown, S.	2-3	3.52	12	4	2	1	0	46	45	19	18	4	0	16	1	23	0	0
Corbett	1-1	3.63	11	0	0	0	0	17.1	26	10	7	1	1	4	2	18	0	0
Curtis	1-2	3.80	37	3	0	0	5	90	89	44	38	5	2	40	11	36	8	0
Forsch	11-12	4.06	31	31	11	1	0	219.1	226	107	99	21	4	61	6	81	6	0
Goltz	0-6	6.22	15	6	0	0	0	63.2	81	48	44	10	1	37	2	27	1	1
Hassler	0-5	5.45	42	0	0	0	4	36.1	42	22	22	2	0	17	8	20	5	0
John	11-13	4.33	34	34	9	0	0	234.2	287	126	113	20	2	49	5	65	11	0
Kison	11-5	4.05	26	17	4	1	2	126.2	128	59	57	13	4	43	4	83	0	0
Lacey	1-2	5.19	8	0	0	0	0	8.2	12	5	5	1	0	0	7	0	0	0
McLaughlin	2-4	5.17	16	7	0	0	0	55.2	63	32	32	3	2	22	3	45	0	0
Sanchez	10-8	3.66	56	1	0	0	7	98.1	92	42	40	6	3	40	14	49	2	0
Steiner	3-2	4.82	19	5	0	0	0	61.2	77	40	33	3	3	18	4	25	1	0
Travers	0-3	5.91	10	7	0	0	0	42.2	58	32	28	4	2	19	1	24	4	0
Witt	7-14	4.91	43	19	2	0	5	154	173	90	84	14	6	75	7	77	8	0
Zahn	9-11	3.33	29	28	11	3	0	203	212	90	75	22	0	51	2	81	4	0
TOTALS	70-92	4.32	162	162	39	7	23	1474	1636	779	708	130	30	496	72	668	51	1
OPP.	92-70	3.93	162	162	35	11	37	1483.1	1467	722	648	154	31	509	—	835	35	5

WIN STREAK: 7, May 22-29

LOSING STREAK: 6, Sept. 8-14

YEAR-BY-YEAR STATISTICAL REVIEW

1984 ANGELS BATTING

PLAYER	AVG	G	AB	R	H	TB	2B	3B	HR	RBI	SH	SF	HP	BB	IBB	SO	SB	CS
Beriquez	.336	110	354	60	119	160	17	0	8	39	4	3	3	18	0	43	0	3
Boone	.202	139	450	33	91	118	16	1	3	32	6	5	0	25	1	45	3	3
Brown	.284	62	148	19	42	77	8	3	7	22	2	0	0	13	1	23	0	2
Burleson	.000	7	4	2	0	0	0	0	0	0	1	0	0	0	0	2	0	0
Carew	.295	93	329	42	97	116	8	1	3	31	5	4	0	40	1	39	4	3
DeCinces	.269	146	547	77	147	236	23	3	20	82	0	12	0	53	4	79	4	1
Downing	.275	156	539	65	148	249	28	2	23	91	3	9	7	70	3	66	0	4
Grich	.256	116	363	60	93	164	15	1	18	58	6	4	2	57	3	70	2	5
Jackson, Re.	.223	143	525	67	117	213	17	2	25	81	1	0	3	55	7	141	8	4
Jackson, Ro.	.165	33	91	5	15	19	2	1	0	5	1	1	0	7	0	13	0	0
Lynn	.271	142	517	84	140	245	28	4	23	79	2	2	2	77	8	97	2	2
Miller	.171	17	41	5	7	7	0	0	0	1	0	0	0	4	0	9	0	0
Narron	.247	69	150	9	37	51	5	0	3	17	1	2	1	8	1	12	0	0
Pettis	.227	140	397	63	90	119	11	6	2	29	5	1	3	60	1	115	48	17
Picciole	.202	87	119	18	24	33	6	0	1	9	8	1	0	0	0	21	0	1
Schofield	.193	140	400	39	77	105	10	3	4	21	13	0	6	33	0	79	5	2
Scniefers	.244	57	160	14	39	55	4	0	4	17	0	0	0	13	2	17	1	2
Thomas	.138	14	29	3	4	6	0	1	0	2	1	0	0	3	0	4	0	0
Wilfong	.248	108	307	31	76	111	13	2	6	33	6	2	2	20	0	53	3	2
TOTALS	.249	162	5470	696	1363	2084	211	30	150	649	65	46	29	556	32	928	80	51
OPP.	.271	162	5631	697	1526	2273	256	31	143	655	48	54	27	474	59	754	71	50

1984 ANGELS DESIGNATED HITTERS

PLAYER	AVG	G	AB	R	H	TB	2B	3B	HR	RBI	SH	SF	HP	BB	IBB	SO	SB	CS
Brown	.222	3	9	1	2	3	1	0	0	0	0	0	0	1	0	2	0	0
Carew	.500	1	4	0	2	2	0	0	0	0	0	0	0	1	0	0	0	0
DeCinces	.353	5	17	1	6	7	1	0	0	1	0	0	0	5	0	5	0	0
Downing	.222	21	72	8	16	32	4	0	4	15	1	1	0	7	0	9	0	0
Jackson, Re.	.225	134	507	66	114	208	15	2	25	80	1	0	3	55	6	136	8	4
Scniefers	.250	1	4	0	1	1	0	0	0	0	0	0	0	0	0	0	0	0
Wilfong	.000	1	0	0	0	0	0	0	0	0	0	0	0	0	0	0	0	0
TOTALS	.230	162	613	76	141	253	21	2	29	96	2	1	3	69	6	152	8	4

1984 ANGELS PITCHING

PITCHER	W-L	ERA	G	GS	CG	SHO	SV	IP	H	R	ER	HR	HB	BB	IB	SO	WP	BK
Aase	4-1	1.62	23	0	0	0	8	39	30	7	7	1	0	19	5	28	0	0
Brown	0-1	9.00	3	3	0	0	0	11	16	13	11	0	0	9	1	5	1	0
Cliburn	0-0	13.50	1	0	0	0	0	2	3	3	3	0	0	1	1	1	0	0
Corbett	5-1	2.12	45	1	0	0	4	85	76	22	20	2	2	30	12	48	2	0
Curtis	1-2	4.40	17	0	0	0	0	28	30	16	14	4	0	11	1	18	3	0
Forsch	1-1	2.20	2	2	1	0	0	16	14	4	4	2	0	3	0	10	0	0
John	7-13	4.52	32	29	4	1	0	181.1	223	97	91	15	4	56	3	47	11	0
Kaufman	2-3	4.57	29	1	0	0	1	69	68	37	35	13	0	20	4	41	1	1
Kison	4-5	5.37	20	7	0	0	2	65.1	72	42	39	10	6	28	3	66	4	0
LaCorte	1-2	7.06	13	1	0	0	0	29.1	33	26	23	9	0	13	4	13	2	0
Romanick	12-12	3.76	33	33	8	2	0	229.2	240	107	96	23	4	61	3	87	3	0
Sanchez	9-7	3.33	49	0	0	0	11	83.2	84	34	31	10	3	33	9	62	1	1
Slaton	7-10	4.97	32	22	5	1	0	163.2	192	95	90	22	2	56	5	67	6	0
Smith	0-0	18.00	1	0	0	0	0	1	4	2	2	1	0	0	0	0	0	0
Steiner	0-1	16.88	1	1	0	0	0	2.2	6	5	5	0	0	2	1	2	0	0
Swan	0-1	10.80	2	1	0	0	0	5	8	6	6	3	0	0	0	2	0	0
Witt	15-11	3.47	34	34	9	2	0	246.2	227	103	95	17	5	84	3	196	7	1
Zahn	13-10	3.12	28	28	9	5	0	199.1	200	78	69	11	1	48	4	61	3	0
TOTALS	81-81	3.96	162	162	36	12	26	1458	1526	697	641	143	27	474	59	754	44	3
OPP.	81-81	3.78	162	162	31	12	27	1457.1	1363	696	612	150	29	556	—	928	48	12

WIN STREAK: 5, April 17-22

LOSING STREAK: 7, Aug. 15-21

YEAR-BY-YEAR STATISTICAL REVIEW

1985 ANGELS BATTING

PLAYER	AVG	G	AB	R	H	TB	2B	3B	HR	RBI	SH	SF	HP	BB	IBB	SO	SB	CS
Beniquez	.304	132	411	54	125	172	13	5	8	42	9	1	5	34	3	48	4	3
Boone	.248	150	460	37	114	146	17	0	5	55	16	4	3	37	2	35	1	2
Brown	.268	60	153	23	41	64	9	1	4	20	3	0	1	7	0	21	0	1
Carew	.280	127	443	69	124	153	17	3	2	39	9	1	1	64	9	47	5	5
DeCinces	.244	120	427	50	104	188	22	1	20	78	5	7	2	47	11	71	1	4
Downing	.263	150	520	80	137	222	23	1	20	85	5	4	13	78	3	61	5	3
Gerber	.264	65	91	8	24	29	1	2	0	6	3	1	0	2	0	3	0	3
Grich	.242	144	479	74	116	178	17	3	13	53	8	0	3	81	3	77	3	5
Hendrick	.122	16	41	5	5	12	1	0	2	6	0	1	0	4	1	8	0	0
Howell	.197	43	137	19	27	46	4	0	5	18	4	1	0	16	2	33	1	1
Jackson	.252	143	460	64	116	224	27	0	27	85	0	2	1	78	12	138	1	2
Jones	.231	125	389	66	90	174	17	2	21	67	8	2	0	57	2	82	7	4
Keedy	.500	3	4	1	2	6	1	0	1	1	0	0	0	0	0	0	0	1
Linares	.258	18	43	7	11	22	2	0	3	11	0	1	0	2	0	5	2	0
Miller	.375	51	48	8	18	28	2	1	2	7	0	0	1	1	0	10	0	1
Narron	.220	67	132	12	29	48	4	0	5	14	0	0	0	11	2	17	0	0
Pettis	.257	125	443	67	114	143	10	8	1	32	9	2	0	62	0	125	56	9
Palidor	1.000	2	1	1	1	1	0	0	0	0	0	0	0	0	0	0	0	0
Schofield	.219	147	438	50	96	145	19	3	8	41	12	3	8	35	0	70	11	4
Sconiers	.286	44	98	14	28	42	6	1	2	12	0	3	0	15	0	18	2	1
White	.143	21	7	7	1	1	0	0	0	0	0	1	1	0	3	3	1	1
Wilfong	.189	83	217	16	41	56	3	0	4	13	8	2	0	16	1	32	4	1
TOTALS	.251	162	5442	732	1364	2100	215	31	153	685	99	35	39	648	51	902	106	51
OPP.	.263	162	5531	703	1453	2290	252	36	171	674	48	44	27	514	30	767	79	56

1985 ANGELS DESIGNATED HITTERS

PLAYER	AVG	G	AB	R	H	TB	2B	3B	HR	RBI	SH	SF	HP	BB	IBB	SO	SB	CS
Beniquez	.281	14	32	4	9	16	1	0	2	6	0	0	1	2	0	7	0	0
Brown	.100	7	10	1	1	1	0	0	0	0	0	0	1	1	0	3	0	0
DeCinces	.071	3	14	1	1	1	0	0	0	0	0	0	0	0	0	2	0	0
Downing	.217	25	83	12	18	30	3	0	3	15	0	1	2	13	0	9	1	0
Gerber	.000	1	0	1	0	0	0	0	0	0	0	0	0	0	0	0	0	0
Grich	.238	6	21	0	5	7	2	0	0	1	1	0	0	1	0	3	1	0
Hendrick	.000	1	3	0	0	0	0	0	0	0	0	0	0	0	0	1	0	0
Jackson	.196	52	168	25	33	65	8	0	8	26	0	2	1	35	9	65	0	2
Jones	.262	43	130	27	34	64	8	2	6	30	1	1	0	19	0	30	1	1
Linares	.250	14	40	6	10	21	2	0	3	10	0	1	0	1	0	4	1	0
Miller	.400	4	10	0	4	4	0	0	0	0	0	0	0	0	0	2	0	1
Narron	.182	7	22	1	4	8	1	0	1	1	0	0	0	1	1	2	0	0
Sconiers	.250	20	68	10	17	27	2	1	2	8	0	2	0	11	0	15	2	1
Wilfong	.000	2	4	0	0	0	0	0	0	0	0	0	0	0	0	0	0	0
TOTALS	.225	162	605	88	136	244	27	3	25	97	2	7	5	84	10	143	6	5

1985 ANGELS PITCHING

PITCHER	W-L	ERA	G	GS	CG	SHO	SV	IP	H	R	ER	HR	HB	BB	IB	SO	WP	BK
Candelaria	7-3	3.80	13	13	1	1	0	71	70	33	30	7	3	24	1	53	2	0
Clements	5-0	3.34	41	0	0	0	1	62	47	23	23	4	2	25	2	19	1	0
Cliburn	9-3	2.09	44	0	0	0	6	99	87	25	23	5	1	26	6	48	2	0
Corbett	3-3	4.89	30	0	0	0	0	46	49	33	25	7	1	20	3	24	0	0
Fowlkes	0-0	9.00	2	0	0	0	0	7	8	7	7	4	0	4	0	5	1	0
Holland	0-1	1.48	15	0	0	0	0	24.1	17	4	4	4	0	10	1	14	1	0
John	2-4	4.70	12	6	0	0	0	38.1	51	22	20	3	1	15	1	17	5	0
Kipper	0-1	21.60	2	1	0	0	0	3.1	7	8	8	1	0	3	0	0	0	0
Lugo	3-4	3.69	20	10	1	0	0	83	86	36	34	10	4	29	1	42	2	0
Mack	0-1	15.43	1	1	0	0	0	2.1	8	4	4	0	0	0	0	0	0	0
McCaskill	12-12	4.70	30	29	6	1	0	189.2	189	105	99	23	4	64	1	102	5	0
Moore	8-8	1.92	65	0	0	0	31	103	91	28	22	9	0	21	3	72	2	0
Romanick	14-9	4.11	31	31	6	1	0	195	210	101	89	29	4	62	1	64	2	3
Sanchez	2-0	5.72	26	0	0	0	2	61.1	67	41	39	9	1	27	3	34	2	0
Slaton	6-10	4.37	29	24	1	0	1	148.1	162	82	72	22	2	63	1	60	8	0
Smith	0-0	7.20	4	0	0	0	0	5	5	4	4	1	0	1	0	3	0	0
Sutton	2-2	3.69	5	5	0	0	0	31.2	27	13	13	6	0	8	0	16	0	0
Witt	15-9	3.56	35	35	6	1	0	250	228	115	99	22	4	98	6	180	11	1
Zahn	2-2	4.38	7	7	1	1	0	37	44	19	18	5	0	14	0	14	1	0
TOTALS	90-72	3.91	162	162	22	8	41	1457.1	1453	703	633	171	27	514	30	767	45	4
OPP.	72-90	4.04	162	162	25	10	34	1455.1	1364	732	653	153	39	648	—	902	28	13

WIN STREAK: 6, April 25-30

LOSING STREAK: 5, July 25-30



YEAR-BY-YEAR STATISTICAL REVIEW

1986 ANGELS BATTING

PLAYER	AVG	G	AB	R	H	TB	2B	3B	HR	RBI	SH	SF	HP	BB	IBB	SO	SB	CS
Boone	.222	144	442	48	98	135	12	2	7	49	12	6	0	43	1	30	1	0
Burleson	.284	93	271	35	77	106	14	0	5	29	6	1	1	33	1	32	1	3
DeCinces	.256	140	512	69	131	235	20	3	26	96	2	4	2	52	4	74	2	2
Downing	.267	152	513	90	137	232	27	4	20	95	3	8	17	90	2	84	4	4
Grieh	.268	98	313	42	84	129	18	0	9	30	10	1	3	39	1	54	1	3
Hendrick	.272	102	283	45	77	134	13	1	14	47	4	3	1	26	5	41	1	1
Howell	.272	63	151	26	41	71	14	2	4	21	3	2	0	19	0	28	2	0
Jackson	.241	132	419	65	101	171	12	2	18	58	0	3	3	92	11	115	1	1
Jones	.229	126	393	73	90	168	21	3	17	49	7	3	3	64	5	87	10	3
Joyner	.290	154	593	82	172	271	27	3	22	100	10	12	2	57	8	58	5	2
McLemore	.000	5	4	0	0	0	0	0	0	0	1	0	0	1	0	2	0	1
Miller	.228	33	57	6	13	17	2	1	0	4	0	1	0	4	0	8	0	0
Narron	.221	57	95	5	21	29	3	1	1	8	1	1	1	9	0	14	0	0
Pettis	.258	154	539	93	139	185	23	4	5	58	15	5	0	69	2	132	50	13
Polidor	.263	6	19	1	5	6	1	0	0	1	0	0	0	1	0	0	0	0
Ryal	.375	13	32	6	12	18	0	0	2	5	0	0	0	2	1	4	1	0
Schofield	.249	139	458	67	114	182	17	6	13	57	9	9	5	48	2	55	23	5
White	.235	29	51	8	12	18	1	1	1	3	0	0	0	6	0	8	6	0
Wilfong	.219	92	288	25	63	89	11	3	3	33	8	2	2	16	2	34	1	4
TOTALS	.255	162	5433	786	1387	2196	236	36	167	743	91	61	40	671	45	860	109	42
OPP.	.248	162	5476	684	1356	2107	228	32	153	652	41	44	27	478	19	955	61	55

1986 ANGELS DESIGNATED HITTERS

PLAYER	AVG	G	AB	R	H	TB	2B	3B	HR	RBI	SH	SF	HP	BB	IBB	SO	SB	CS
Burleson	.275	38	131	18	36	49	4	0	3	12	1	0	0	10	0	18	0	2
DeCinces	.250	3	12	2	3	5	2	0	0	0	0	0	0	0	0	2	0	0
Downing	.243	10	37	6	9	20	3	1	2	5	0	1	1	6	0	8	0	0
Hendrick	.250	4	8	1	2	2	0	0	0	1	0	0	0	1	0	1	0	0
Howell	.000	2	3	1	0	0	0	0	0	0	0	0	0	1	0	0	0	0
Jackson	.236	121	403	63	95	164	11	2	18	54	0	3	3	89	11	113	1	1
Miller	.667	2	3	1	2	3	1	0	0	0	0	0	0	1	0	0	0	0
Narron	.667	2	3	0	2	2	0	0	0	2	0	1	0	1	0	0	0	0
Pettis	.000	1	0	1	0	0	0	0	0	0	0	0	0	0	0	0	0	0
Ryal	.500	2	2	1	1	4	0	0	1	2	0	0	0	0	0	0	0	0
TOTALS	.249	162	602	94	150	249	21	3	24	76	1	5	4	109	11	142	1	3

1986 ANGELS PITCHING

PITCHER	W-L	ERA	G	GS	CG	SHO	SV	IP	H	R	ER	HR	HB	BB	IB	SO	WP	BK
Bryden	2-1	6.55	16	0	0	0	0	34.1	38	25	25	4	2	21	0	25	2	0
Candelaria	10-2	2.55	16	16	1	1	0	91.2	68	30	26	4	3	26	2	81	2	1
Chadwick	0-5	7.24	7	7	0	0	0	27.1	39	26	22	5	1	15	0	9	1	0
Cook	0-2	9.00	5	1	0	0	0	9	13	12	9	3	0	7	1	6	0	0
Corbett	4-2	3.66	46	0	0	0	10	78.2	66	36	32	11	1	22	2	36	2	0
Finley	3-1	3.30	25	0	0	0	0	46.1	40	17	17	2	1	23	1	37	2	0
Fischer	0-0	4.24	9	0	0	0	0	17	18	8	8	4	0	8	2	7	0	1
Forsch	0-1	9.53	10	0	0	0	1	17	24	21	18	4	2	10	0	13	0	0
Forster	4-1	3.51	41	0	0	0	5	41	47	18	16	2	3	17	1	28	0	0
Fraser	0-0	8.31	1	1	0	0	0	4	6	4	4	0	0	1	0	2	0	0
Lucas	4-1	3.15	27	0	0	0	2	45.2	45	19	16	1	0	6	0	31	5	0
Lugo	1-1	3.80	6	3	0	0	0	21.1	21	9	9	4	0	6	0	9	0	0
McCaskill	17-10	3.36	34	33	10	2	0	246.1	207	98	92	19	5	92	1	202	10	2
Moore	4-5	2.97	49	0	0	0	21	72.2	60	28	24	10	0	22	4	53	4	1
Romanick	5-8	5.50	18	18	1	1	0	106.1	124	68	65	13	0	44	0	38	4	0
Ruhle	1-3	4.15	16	3	0	0	1	47.2	46	25	22	5	1	7	0	23	1	0
Slaton	4-6	5.65	14	12	0	0	0	73.1	84	52	46	9	2	29	4	31	1	0
Sutton	15-11	3.74	34	34	3	1	0	207	192	93	85	31	3	49	2	116	4	1
Witt	18-10	2.84	34	34	14	3	0	269	218	95	85	22	3	73	2	208	6	0
TOTALS	92-70	3.84	408	162	29	12	40	1456	1356	684	621	153	27	478	19	955	44	6
OPP.	70-92	4.38	162	162	27	10	30	1443	1387	786	702	167	40	671	—	860	48	11

WIN STREAK: 7, Aug. 24-31

LOSING STREAK: 5, May 21-25

YEAR-BY-YEAR STATISTICAL REVIEW

1987 ANGELS BATTING

PLAYER	AVG	G	AB	R	H	TB	2B	3B	HR	RBI	SH	SF	HP	BB	IBB	SO	SB	CS
Armas	.198	28	81	8	16	30	3	1	3	9	1	1	0	1	0	11	1	0
Boone	.242	128	389	42	94	121	18	0	3	33	14	3	1	35	0	36	0	2
Buckner	.306	57	183	16	56	79	12	1	3	32	1	1	0	9	1	7	1	0
DeCinces	.234	133	453	65	106	177	23	0	16	63	2	3	2	70	6	87	3	4
Downing	.272	155	567	110	154	276	29	3	29	77	2	3	17	106	6	85	5	5
Eppard	.333	8	9	2	3	3	0	0	0	0	0	0	0	2	0	0	0	0
Fimple	.200	13	10	1	2	2	0	0	0	1	0	0	0	1	0	2	0	0
Hendrick	.241	65	162	14	39	64	10	0	5	25	0	0	0	14	1	18	0	0
Howell	.245	138	449	64	110	207	18	5	23	64	1	2	2	57	4	118	4	3
Jones	.245	85	192	25	47	83	8	2	8	28	1	0	0	20	2	38	2	1
Joyner	.285	149	564	100	161	298	33	1	34	117	2	10	5	72	12	64	8	2
McLemore	.236	138	433	61	102	130	13	3	3	41	15	3	0	48	0	72	25	8
Miller	.241	53	108	14	26	43	5	0	4	16	2	3	2	9	0	13	1	0
Pettis	.208	133	394	49	82	102	13	2	1	17	1	0	1	52	0	124	24	5
Polidor	.263	63	137	12	36	45	3	0	2	15	0	1	1	2	0	15	0	0
Ray	.346	30	127	16	44	55	11	0	0	15	1	1	0	3	0	10	0	0
Ryal	.200	58	100	7	20	41	6	0	5	18	1	0	0	3	1	15	0	0
Schofield	.251	134	479	52	120	170	17	3	9	46	10	3	2	37	0	63	19	3
White	.263	159	639	103	168	283	33	5	24	87	14	2	2	39	2	135	32	11
Wilson	.500	7	2	5	1	1	0	0	0	0	1	0	0	1	0	0	0	0
Wynegar	.207	31	92	4	19	21	2	0	0	5	1	0	0	9	0	13	0	0
TOTALS	.252	162	5570	770	1406	2231	257	26	172	709	70	36	35	590	35	926	125	44
OPP.	.264	162	5600	803	1481	2408	243	24	212	755	50	34	32	504	30	941	72	58

1987 ANGELS DESIGNATED HITTERS

PLAYER	AVG	G	AB	R	H	TB	2B	3B	HR	RBI	SH	SF	HP	BB	IBB	SO	SB	CS
Boone	1.000	1	1	0	1	1	0	0	0	0	0	0	0	0	0	0	0	0
Buckner	.275	39	149	14	41	60	10	0	3	23	1	1	0	9	1	5	1	0
DeCinces	.000	1	1	0	0	0	0	0	0	0	0	0	0	0	0	1	0	0
Downing	.273	118	444	85	121	221	22	3	24	63	2	2	12	84	4	63	2	4
Hendrick	.000	5	4	0	0	0	0	0	0	0	0	0	0	0	0	0	0	0
Jones	.667	3	3	0	2	2	0	0	0	0	0	0	0	2	0	0	0	0
McLemore	.000	3	1	1	0	0	0	0	0	0	0	0	0	0	0	1	0	1
Miller	—	1	—	1	0	0	0	0	0	0	0	0	0	0	0	0	0	0
Ray	.500	1	4	1	2	2	0	0	0	0	0	0	0	0	0	0	0	0
Ryal	.235	5	17	2	4	8	1	0	1	2	0	0	0	0	0	3	0	0
Schofield	.750	1	4	0	3	5	2	0	0	1	0	0	0	0	0	1	0	0
Wilson	1.000	2	1	2	1	1	0	0	0	0	0	0	0	0	0	0	0	0
Wynegar	.000	1	1	0	0	0	0	0	0	0	0	0	0	0	0	0	0	0
TOTALS	.278	162	630	106	175	300	35	3	28	89	3	3	12	95	5	74	3	5

1987 ANGELS PITCHING

PITCHER	W-L	ERA	G	GS	CG	SHO	SV	IP	H	R	ER	HR	HB	BB	IB	SO	WP	BK
Buice	6-7	3.39	57	0	0	0	17	114	87	45	43	12	2	40	3	109	3	0
Candelaria	8-6	4.71	20	20	0	0	0	116.2	127	70	61	17	1	20	0	74	0	0
Cook	1-2	5.50	16	1	0	0	0	34.1	34	21	21	7	0	18	0	27	3	1
Finley	2-7	4.67	35	3	0	0	0	90.2	102	54	47	7	3	43	3	63	4	3
Fraser	10-10	3.92	36	23	5	1	1	176.2	160	85	77	26	6	63	3	106	12	1
Garcia	0-0	16.20	1	0	0	0	0	1.2	3	4	3	0	0	3	0	0	1	0
Harvey	0-0	0.00	3	0	0	0	0	5	6	0	0	0	0	2	0	3	3	0
Lazorko	5-6	4.59	26	11	2	0	0	117.2	108	68	60	20	2	44	5	55	3	1
Lucas	1-5	3.63	48	0	0	0	3	74.1	66	41	30	7	2	35	5	44	3	1
Lugo	0-2	9.32	7	5	0	0	0	28	42	34	29	8	0	18	0	24	3	0
McCaskill	4-6	5.67	14	13	1	1	0	74.2	84	52	47	14	2	34	0	56	1	0
Minton	5-4	3.08	41	0	0	0	10	76	71	28	26	4	1	29	4	35	2	0
Moore	2-2	2.70	14	0	0	0	5	26.2	28	12	8	2	0	13	2	17	0	0
Reuss	4-5	5.25	17	16	1	1	0	82.1	112	60	48	16	2	17	1	37	3	0
Sutton	11-11	4.70	35	34	1	0	0	191.2	199	101	100	38	7	41	0	99	7	0
Witt	16-14	4.01	36	36	10	0	0	247	252	128	110	34	4	84	4	192	6	0
TOTALS	75-87	4.38	162	162	20	7	36	1457.1	1481	803	709	212	32	504	30	941	54	7
OPP.	87-75	4.19	162	162	25	11	36	1462	1406	770	681	172	35	590	35	926	58	15

WIN STREAK: 8, June 21-29

LOSING STREAK: 9, May 22-31



YEAR-BY-YEAR STATISTICAL REVIEW

1988 ANGELS BATTING

PLAYER	AVG	G	AB	R	H	TB	2B	3B	HR	RBI	SH	SF	HP	BB	IBB	SO	SB	CS
Armas	.272	120	368	42	100	163	20	2	13	49	1	2	0	22	0	87	1	3
Bichette	.261	21	46	1	12	14	2	0	0	8	0	4	0	0	0	7	0	0
Boone	.295	122	352	38	104	136	17	0	5	39	9	0	2	29	2	26	2	2
Bosley	.280	35	75	9	21	26	5	0	0	7	1	3	0	6	0	12	1	1
Brown	.220	18	50	4	11	13	2	0	0	3	1	0	0	1	0	12	0	0
Buckner	.209	19	43	1	9	9	0	0	0	9	0	1	0	4	0	0	2	0
Davis, C.	.268	158	600	81	161	259	29	3	21	93	1	10	0	56	14	118	9	10
Davis, D.	.000	6	12	1	0	0	0	0	0	0	0	0	1	0	0	3	0	0
Dorsett	.091	7	11	0	1	1	0	0	0	2	0	0	0	1	0	5	0	0
Downing	.242	135	484	80	117	214	18	2	25	64	5	6	14	81	5	63	3	4
Eppard	.283	56	113	7	32	37	3	1	0	14	2	0	0	11	0	15	0	0
Hendrick	.244	69	127	12	31	41	1	0	3	19	1	3	1	7	1	20	0	1
Howell	.254	154	500	59	127	211	32	2	16	63	4	2	6	46	8	130	2	6
Joyner	.295	158	597	81	176	250	31	2	13	85	0	6	5	55	14	51	8	2
McLemore	.240	77	233	38	56	77	11	2	2	16	5	2	0	25	0	28	13	7
Miller	.221	70	140	21	31	43	4	1	2	7	3	0	5	9	0	29	2	1
Noboa	.063	21	16	4	1	1	0	0	0	0	0	0	0	0	0	1	0	0
Polidor	.148	54	81	4	12	15	3	0	0	4	3	0	0	3	0	11	0	0
Ramos	.133	10	15	3	2	2	0	0	0	0	0	0	0	0	0	0	0	0
Ray	.306	153	602	75	184	258	42	7	6	83	9	8	4	36	2	38	4	1
Redfield	.000	1	2	0	0	0	0	0	0	0	0	0	0	0	0	0	0	0
Schofield	.239	155	527	61	126	167	11	6	6	34	11	2	9	40	0	57	20	5
Walker	.154	33	78	8	12	13	1	0	0	2	2	0	0	6	0	15	2	1
White	.259	122	455	76	118	177	22	2	11	51	5	1	2	23	1	84	17	8
Wynegar	.255	27	55	8	14	23	4	1	1	8	0	2	0	8	1	7	0	0
TOTALS	.261	162	5582	714	1458	2150	258	31	124	660	63	52	49	469	48	819	86	52
OPP.	.270	162	5568	771	1503	2235	253	37	135	711	52	67	42	568	67	817	98	64

1988 ANGELS DESIGNATED HITTERS

PLAYER	AVG	G	AB	R	H	TB	2B	3B	HR	RBI	SH	SF	HP	BB	IBB	SO	SB	CS
Armas	.091	5	11	1	1	4	0	0	1	1	0	0	0	2	0	2	0	0
Bosley	.250	2	4	1	1	1	0	0	0	0	0	0	0	1	0	1	0	0
Buckner	.184	11	38	1	7	7	0	0	0	3	0	0	0	2	0	0	2	0
Davis, C.	.154	3	13	2	2	5	0	0	1	2	0	0	0	0	0	4	0	0
Downing	.241	132	481	80	116	213	18	2	25	64	5	6	14	81	5	63	3	4
Eppard	.310	10	29	3	9	9	0	0	0	4	1	0	0	2	0	4	0	0
Hendrick	.143	3	7	1	1	1	0	0	0	1	0	0	0	1	1	2	0	0
McLemore	.000	1	1	1	0	0	0	0	0	0	0	0	0	0	0	0	0	0
Miller	.000	1	1	0	0	0	0	0	0	0	0	0	0	0	0	0	0	0
Polidor	.000	1	0	0	0	0	0	0	0	0	0	0	0	0	0	0	0	0
Ray	.304	6	23	1	7	9	2	0	0	5	0	0	0	2	0	2	0	0
TOTALS	.237	162	608	91	144	249	20	2	27	80	6	6	14	91	6	78	5	4

1988 ANGELS PITCHING

PITCHER	W-L	ERA	G	GS	CG	SHO	SV	IP	H	R	ER	HR	HB	BB	IB	SO	WP	BK
Buice	2-4	5.88	32	0	0	0	3	41.1	45	29	27	5	0	19	3	38	3	2
Clark	6-6	5.07	15	15	2	1	0	94	120	54	53	8	0	31	6	39	5	2
Cliburn	4-2	4.07	40	1	0	0	0	84	83	45	38	11	6	32	6	42	1	4
Cook	0-1	4.91	3	0	0	0	0	3.2	4	2	2	0	1	1	0	2	1	0
Corbett	2-1	4.14	34	0	0	0	1	45.2	47	23	21	2	0	23	3	28	2	0
DiMichele	0-0	9.64	4	0	0	0	0	4.2	5	5	5	2	0	2	0	1	0	1
Finley	9-15	4.17	31	31	2	0	0	194.1	191	95	90	15	6	82	7	111	5	8
Fraser	12-13	5.41	34	32	2	0	0	194.2	203	129	117	33	9	80	7	86	12	6
Harvey	7-5	2.13	50	0	0	0	17	76	59	22	18	4	1	20	6	67	4	1
Krawczyk	0-1	4.81	14	1	0	0	1	24.1	29	13	13	2	2	8	1	17	2	0
Lazorko	0-1	3.35	10	3	0	0	0	37.2	37	15	14	5	1	16	0	19	0	1
Lovelace	0-0	13.50	3	0	0	0	0	1.1	2	2	2	1	0	3	0	0	0	0
Lugo	0-0	9.00	1	0	0	0	0	2	2	2	2	1	0	1	0	1	0	0
McCaskill	8-6	4.31	23	23	4	2	0	146.1	155	78	70	9	1	61	3	98	13	2
Minton	4-5	2.85	44	0	0	0	7	79	67	37	25	1	3	34	10	46	4	1
Monteleone	0-0	0.00	3	0	0	0	0	4.1	4	0	0	0	1	1	1	3	0	1
Moore	5-2	4.91	27	0	0	0	4	33	48	20	18	4	0	8	2	22	2	4
Petry	3-9	4.38	22	22	4	1	0	139.2	139	70	68	18	6	59	5	64	5	2
Witt	13-16	4.15	34	34	12	2	0	249.2	263	130	115	14	5	87	7	133	9	2
TOTALS	75-87	4.32	162	162	26	9	33	1455.2	1503	771	698	135	42	568	67	817	68	37
OPP.	87-75	3.89	162	162	26	7	48	1460.2	1458	714	632	124	49	469	48	819	35	43

WIN STREAK: 7, July 6-15 & July 27-Aug. 2

LOSING STREAK: 12, Sept. 19-Oct. 2



YEAR-BY-YEAR STATISTICAL REVIEW

1989 ANGELS BATTING

PLAYER	AVG	G	AB	R	H	TB	2B	3B	HR	RBI	SH	SF	HP	BB	IBB	SO	SB	CS
Anderson	.229	86	223	27	51	59	6	1	0	17	6	1	1	17	0	42	1	2
Armas	.257	60	202	22	52	94	7	1	11	30	0	2	0	7	2	48	0	0
Bichette	.210	48	138	13	29	45	7	0	3	15	0	2	0	6	0	24	3	0
Bridy	.500	2	2	0	1	2	1	0	0	1	0	0	0	0	0	1	0	0
Davis	.271	154	560	81	152	244	24	1	22	90	3	6	0	61	12	109	3	0
DiSarcina	.000	2	0	0	0	0	0	0	0	0	0	0	0	0	0	0	0	0
Downing	.283	142	544	59	154	225	25	2	14	59	0	4	6	56	3	87	0	2
Eppard	.250	12	12	0	3	3	0	0	0	2	0	0	0	1	0	4	0	0
Hoffman	.212	48	104	9	22	28	3	0	1	3	4	0	1	3	0	13	0	2
Howell	.228	144	474	56	108	195	19	4	20	52	3	1	3	52	9	125	0	3
Joyner	.282	159	593	78	167	249	30	2	16	79	1	8	6	46	7	58	3	2
McLemore	.243	32	103	12	25	30	3	1	0	14	3	1	1	7	0	19	6	1
Orton	.179	16	39	4	7	8	1	0	0	4	1	0	0	2	0	17	0	0
Parrish	.238	124	433	48	103	168	12	1	17	50	1	4	2	42	6	104	1	1
Ray	.289	134	530	52	153	190	16	3	5	62	4	12	0	36	3	30	6	3
Rose	.211	14	38	4	8	16	1	2	1	3	1	0	1	2	0	10	0	0
Schofield	.228	91	302	42	69	96	11	2	4	26	11	2	3	28	0	47	9	3
Schroeder	.203	41	138	16	28	48	2	0	6	15	3	0	0	3	0	44	0	0
Tingley	.333	4	3	0	1	1	0	0	0	0	0	0	0	1	0	0	0	0
Venables	.358	20	53	7	19	23	4	0	0	4	3	0	0	1	0	16	0	0
Washington	.273	110	418	53	114	179	18	4	13	42	3	1	2	27	3	84	13	5
White	.245	156	636	86	156	236	18	13	12	56	7	2	2	31	3	129	44	16
TOTALS	.256	162	5545	669	1422	2139	208	37	145	624	54	46	28	429	48	1011	89	40
OPP.	.253	162	5470	578	1384	1968	201	22	113	551	54	50	29	465	19	897	111	42

1989 ANGELS DESIGNATED HITTERS

PLAYER	AVG	G	AB	R	H	TB	2B	3B	HR	RBI	SH	SF	HP	BB	IBB	SO	SB	CS
Anderson	.333	1	3	0	1	1	0	0	0	1	1	0	0	0	0	0	0	0
Armas	.278	6	18	4	5	13	2	0	2	4	0	1	0	1	1	4	0	0
Davis	.227	6	22	1	5	8	3	0	0	2	0	0	0	2	0	7	0	0
Downing	.284	141	543	59	154	225	25	2	14	59	0	4	6	56	3	87	0	2
Hoffman	.000	1	4	0	0	0	0	0	0	0	0	0	0	0	0	0	0	0
Parrish	.250	2	8	0	2	4	2	0	0	2	0	0	0	0	0	1	0	0
Washington	.214	7	28	2	6	8	0	1	0	3	0	0	0	2	0	5	0	0
White	.000	1	0	1	0	0	0	0	0	0	0	0	0	0	0	0	0	0
TOTALS	.277	162	629	67	174	260	32	3	16	72	1	5	6	61	4	105	0	2

1989 ANGELS PITCHING

PITCHER	W-L	ERA	G	GS	CG	SHO	SV	IP	H	R	ER	HR	HB	BB	IB	SO	WP	BK	
Abbott	12-12	3.92	29	29	4	2	0	181.1	190	95	79	13	4	74	3	115	8	2	
Blyleven	17-5	2.73	33	33	8	5	0	241	225	76	73	14	8	44	2	131	2	0	
Clark	0-2	4.91	4	2	0	0	0	11	13	8	6	0	0	3	0	7	2	1	
Corbett	0-0	3.38	4	0	0	0	0	5.1	3	2	2	1	0	1	0	3	0	0	
Fetters	0-0	8.10	1	0	0	0	0	3.1	5	4	3	1	0	1	0	4	2	0	
Finley	16-9	2.57	29	29	9	1	0	199.2	171	64	57	13	2	82	0	156	4	2	
Fraser	4-7	3.24	44	0	0	0	2	91.2	80	33	33	6	5	23	4	46	5	0	
Harvey	3-3	3.44	51	0	0	0	0	25	55	36	21	21	6	0	41	1	78	5	0
McCaskill	15-10	2.93	32	32	6	4	0	212	202	73	69	16	3	59	1	107	7	2	
McClure	6-1	1.55	48	0	0	0	3	52.1	39	14	9	2	1	15	1	36	2	2	
Minton	4-3	2.20	62	0	0	0	8	90	76	22	22	4	2	37	4	42	3	0	
Monteleone	2-2	3.18	24	0	0	0	0	39.2	39	15	14	3	1	13	1	27	2	0	
Petry	3-2	5.47	19	4	0	0	0	51	53	32	31	8	1	23	0	21	2	0	
Witt	9-15	4.54	33	33	5	0	0	220	252	119	111	26	2	48	1	123	7	0	
TOTALS	91-71	3.28	162	162	32	20	38	1454.1	1384	578	530	113	29	465	19	897	51	9	
OPP.	71-91	3.67	162	162	32	9	35	1447.2	1422	669	591	145	28	429	48	1011	47	11	

WIN STREAK: 7, July 18-25

LOSING STREAK: 7, June 7-14



YEAR-BY-YEAR STATISTICAL REVIEW

1990 ANGELS BATTING

PLAYER	AVG	G	AB	R	H	HR	2B	3B	HR	RBI	SH	SF	HP	BB	IBB	SO	SB	CS
Anderson	.229	86	223	27	51	59	6	1	0	17	6	1	1	17	0	42	1	2
Bichette	.255	109	349	40	89	151	15	1	15	53	1	2	3	16	1	79	5	2
Coachman	.311	16	45	3	14	17	3	0	0	5	1	0	2	1	0	7	0	1
Davis	.265	113	412	58	109	164	17	1	12	58	0	3	0	61	4	89	1	2
DiSarcina	.140	18	57	8	8	11	1	1	0	0	1	0	0	3	0	10	1	0
Downing	.273	96	330	47	90	154	18	2	14	51	0	4	6	50	2	45	0	0
Hill	.264	103	352	36	93	124	18	2	3	32	6	4	1	29	1	27	1	2
Howell	.228	105	316	35	72	117	19	1	8	33	1	2	1	46	5	61	3	0
Joyner	.268	83	310	35	83	122	15	0	8	41	1	5	1	41	4	34	2	1
McLemore	.146	20	48	4	7	9	2	0	0	2	1	0	0	4	0	9	1	0
Orton	.190	31	84	8	16	24	5	0	1	6	2	0	1	5	0	31	0	1
Parrish	.268	133	470	54	126	212	14	0	24	70	0	2	5	46	4	107	2	2
Polonia	.336	109	381	50	128	159	7	9	2	32	3	3	1	25	1	42	20	14
Ray	.277	105	404	47	112	150	23	0	5	43	3	3	0	19	2	44	2	3
Rose	.385	7	13	5	5	8	0	0	1	2	1	0	0	2	0	1	0	0
Schofield	.255	99	310	41	79	92	8	1	1	18	13	2	2	52	3	61	3	4
Schroeder	.224	18	58	7	13	28	3	0	4	9	0	0	0	1	0	10	0	0
Schu	.268	61	157	19	42	68	8	0	6	14	0	1	0	11	0	25	0	0
Stevens	.214	67	248	28	53	84	10	0	7	32	2	3	0	22	3	75	1	1
Tingley	.000	5	3	0	0	0	0	0	0	0	0	0	0	1	0	0	0	0
Venable	.259	93	189	26	49	76	9	3	4	21	7	2	0	24	2	31	5	1
Washington	.176	12	34	3	6	10	1	0	1	3	0	0	0	2	0	8	1	0
White	.217	125	443	57	96	152	17	3	11	44	10	3	3	44	5	116	21	6
Winfield	.275	112	414	63	114	193	18	2	19	72	1	6	1	48	3	68	0	15
TOTALS	.260	162	5570	690	1448	2180	237	27	147	646	58	45	28	566	41	1000	69	43
OPP.	.267	162	5548	706	1482	2103	235	34	106	660	47	46	38	544	25	944	91	69

1990 ANGELS DESIGNATED HITTERS

PLAYER	AVG	G	AB	R	H	TB	2B	3B	HR	RBI	SH	SF	HP	BB	IBB	SO	SB	CS
Coachman	.000	2	5	0	0	0	0	0	0	0	0	0	0	0	0	1	0	0
Davis	.284	60	225	35	64	97	13	1	6	30	0	2	0	34	3	43	0	2
Downing	.280	87	322	47	90	154	18	2	14	51	0	4	6	49	2	44	0	0
Hill	.000	1	1	0	0	0	0	0	0	0	0	0	0	0	0	0	0	0
Parrish	.500	1	4	1	2	4	1	0	0	1	0	0	0	0	0	0	0	0
Polonia	.333	11	45	3	15	16	1	0	0	3	0	0	0	1	0	5	2	3
Ray	.250	1	4	0	1	1	0	0	0	0	0	0	0	0	0	0	0	0
Winfield	.364	3	11	3	4	8	1	0	1	2	0	0	0	4	0	3	0	0
TOTALS	.285	162	617	89	176	280	35	3	21	87	0	7	6	88	5	96	2	5

1990 ANGELS PITCHING

PITCHER	W-L	ERA	G	GS	CG	SHO	SV	IP	H	R	ER	HR	HB	BB	IB	SO	WP	BK
Abbott	10-14	4.51	33	33	4	1	0	211.2	246	116	106	16	5	72	6	105	4	3
Bailes	2-0	6.37	27	0	0	0	0	35.1	46	30	25	8	1	20	0	16	0	0
Blyleven	8-7	5.24	23	23	2	0	0	134	163	85	78	15	7	25	0	69	6	0
Clear	0-0	5.87	4	0	0	0	0	7.2	5	7	5	0	2	9	0	6	1	0
Corbett	0-0	9.00	4	0	0	0	0	5	8	5	5	0	0	3	0	2	0	0
Eichhorn	2-5	3.08	60	0	0	0	13	84.2	98	36	29	2	6	23	0	69	2	0
Fetters	1-1	4.12	26	2	0	0	0	67.2	77	33	31	9	2	20	0	35	3	0
Finley	18-9	2.40	32	32	7	2	0	236	210	77	63	17	2	81	3	177	9	0
Fraser	5-4	3.08	45	0	0	0	2	76	69	29	26	4	0	24	3	32	1	0
Grahe	3-4	4.98	8	8	0	0	0	43.1	51	30	24	3	3	23	1	25	1	0
Harvey	4-4	3.22	54	0	0	0	25	64.1	45	24	23	4	0	35	6	82	7	1
Hill	0-0	0.00	1	0	0	0	0	1	0	0	0	0	0	1	0	1	0	0
Langston	10-17	4.40	33	33	5	1	0	223	215	120	109	13	5	104	1	195	8	0
Lewis	1-1	2.20	2	2	1	0	0	16.1	10	4	4	2	0	2	0	9	0	0
McCaskill	12-11	3.25	29	29	2	1	0	174.1	161	77	63	9	2	72	1	78	6	1
McClure	2-0	6.43	11	0	0	0	0	7	7	6	5	0	0	3	0	6	0	1
Minton	1-1	2.35	11	0	0	0	0	15.1	11	4	4	1	1	7	1	4	0	0
Richardson	0-0	0.00	1	0	0	0	0	.1	1	0	0	0	0	0	0	0	0	0
Witt	0-3	1.77	10	0	0	0	1	20.1	19	9	4	1	1	13	2	14	1	0
Young	1-1	3.52	17	0	0	0	0	30.2	40	14	12	2	1	7	1	19	1	0
TOTALS	80-82	3.79	162	162	21	13	42	1454	1482	706	613	106	8	544	25	944	50	6
OPP.	82-80	3.72	162	162	12	6	55	1458.1	1448	690	602	147	28	566	41	1000	41	5

WIN STREAK: 7, May 21-27

LOSING STREAK: 5, May 3-7

YEAR-BY-YEAR STATISTICAL REVIEW

1991 ANGELS BATTING

PLAYER	AVG	G	AB	R	H	TB	2B	3B	HR	RBI	SH	SF	HP	BB	IBB	SO	SB	CS
Abner	.228	41	101	12	23	37	6	1	2	9	0	0	0	4	0	18	1	2
Amaro	.217	10	23	0	5	6	1	0	0	2	0	0	0	3	1	3	0	0
Cron	.133	6	15	0	2	2	0	0	0	0	0	0	0	2	0	5	0	0
Davis	.000	3	2	0	0	0	0	0	0	0	0	0	0	0	0	0	0	0
DiSarcina	.211	18	57	5	12	14	2	0	0	3	2	0	2	3	0	4	0	0
Felix	.283	66	230	32	65	85	10	2	2	26	0	2	3	11	0	55	7	5
Flora	.125	3	8	1	1	1	0	0	0	0	1	0	0	1	0	5	1	0
Gaetti	.246	152	586	58	144	222	22	1	18	66	2	5	8	33	3	104	5	5
Gallagher	.293	90	270	32	79	99	17	0	1	30	10	0	2	24	0	43	2	4
Hill	.239	77	209	36	50	63	8	1	1	20	3	0	0	30	1	21	1	0
Howell	.210	32	81	11	17	25	2	0	2	7	0	0	0	11	0	11	1	1
Joyner	.301	143	551	79	166	269	34	3	21	96	2	5	1	52	4	66	2	0
Lyons	.200	2	5	0	1	1	0	0	0	0	0	0	0	0	0	0	0	0
Marshall	.000	2	7	0	0	0	0	0	0	0	0	0	0	0	0	1	0	0
Orton	.203	29	69	7	14	18	4	0	0	3	4	0	1	10	0	17	0	1
Parker	.232	119	466	45	108	167	22	2	11	56	0	3	3	29	3	91	3	2
Parrish	.216	119	402	38	87	156	12	0	19	51	0	3	5	35	2	117	0	1
Polonia	.296	150	604	92	179	229	28	8	2	50	2	3	1	52	4	74	48	23
Rose	.277	22	65	5	18	28	5	1	1	8	0	1	0	3	0	13	0	0
Schofield	.225	134	427	44	96	111	9	3	0	31	7	0	3	50	2	69	8	4
Sojo	.258	113	364	38	94	119	14	1	3	20	19	0	5	14	0	26	5	2
Stevens	.293	18	58	8	17	24	7	0	0	9	1	1	0	6	2	12	1	2
Tingley	.200	45	115	11	23	33	7	0	1	13	4	0	1	8	0	34	1	1
Venable	.246	82	187	24	46	67	8	2	3	21	4	2	2	11	2	30	2	1
Winfield	.262	150	568	75	149	268	27	4	28	86	2	6	1	56	4	109	7	2
TOTALS	.255	162	5470	653	1396	2044	245	29	115	607	63	31	38	448	28	928	94	56
OPP.	.250	162	5399	649	1351	2066	250	21	141	609	43	35	38	543	29	990	89	72

1991 ANGELS DESIGNATED HITTERS

PLAYER	AVG	G	AB	R	H	TB	2B	3B	HR	RBI	SH	SF	HP	BB	IBB	SO	SB	CS
Abner	.000	3	0	1	0	0	0	0	0	0	0	0	0	0	0	0	0	0
Amaro	.000	1	0	0	0	0	0	0	0	0	0	0	0	0	0	0	0	0
Cron	.000	1	1	0	0	0	0	0	0	0	0	0	0	0	0	0	0	0
Gallagher	1.000	2	2	0	2	3	1	0	0	0	0	0	0	0	0	0	0	0
Howell	.000	1	1	0	0	0	0	0	0	0	0	0	0	0	0	0	0	0
Marshall	.000	1	3	0	0	0	0	0	0	0	0	0	0	0	0	0	0	0
Orton	.000	1	0	0	0	0	0	0	0	0	0	0	0	0	0	0	0	0
Parker	.232	119	466	45	108	167	22	2	11	56	0	3	3	29	3	91	3	2
Parrish	.143	5	2	2	3	6	0	0	1	1	0	0	0	3	0	5	0	0
Polonia	.313	4	16	3	5	5	0	0	0	0	0	0	0	0	0	3	2	1
Sojo	.000	1	0	1	0	0	0	0	0	0	0	0	0	0	0	0	0	0
Venable	.000	3	1	1	0	0	0	0	0	0	0	0	0	0	0	0	0	1
Winfield	.256	34	125	14	32	52	5	0	5	16	1	1	0	16	2	31	3	1
TOTALS	.236	162	636	67	150	223	28	2	17	73	1	4	3	48	5	130	8	5

1991 ANGELS PITCHING

PITCHER	W-L	ERA	G	GS	CG	SHO	SV	IP	H	R	ER	HR	HB	BB	IB	SO	WP	BK
Abbott, J.	18-11	2.89	34	34	5	1	0	243	222	85	78	14	5	73	6	158	1	4
Abbott, K.	1-2	4.58	5	3	0	0	0	19.2	22	11	10	2	1	13	0	12	1	1
Bailes	1-2	4.18	42	0	0	0	0	51.2	41	26	24	5	4	22	5	41	2	0
Bannister	0-0	3.96	16	0	0	0	0	25	25	12	11	5	0	10	1	16	1	0
Beasley	0-1	3.38	22	0	0	0	0	26.2	26	14	10	2	1	10	1	14	2	0
Eichhorn	3-3	1.98	70	0	0	0	1	81.2	63	21	18	2	2	13	1	49	0	0
Fetters	2-5	4.84	19	4	0	0	0	44.2	53	29	24	4	3	28	2	24	4	0
Finley	18-9	3.80	34	34	4	2	0	227.1	205	102	96	23	8	101	1	171	6	3
Grahe	3-7	4.81	18	10	1	0	0	73	84	43	39	2	3	33	0	40	2	0
Harvey	2-4	1.60	67	0	0	0	46*	78.2	51	20	14	6	1	17	3	101	2	2
Langston	19-8	3.00	34	34	7	0	0	246.1	190	89	82	30	2	96	3	183	6	0
Lewis	3-5	6.27	16	11	0	0	0	60.1	81	43	42	9	2	21	0	37	3	0
McSkill	10-19*	4.26	30	30	1	0	0	177.2	193	93	84	19	3	66	1	71	6	0
McClure	0-0	9.31	13	0	0	0	0	9.2	13	11	10	3	1	5	0	5	2	1
Robinson	0-3	5.37	39	0	0	0	3	57	56	34	34	9	2	29	4	57	10	0
Valenzuela	0-2	12.15	2	2	0	0	0	6.2	14	10	9	3	0	3	0	5	1	0
Young	1-0	4.26	11	0	0	0	0	12.2	12	6	6	3	0	3	1	6	0	0
TOTALS	81-81	3.69	162	162	18	10	50	1441.2	1351	649	591	141	38	543	29	990	49	11
OPP.	81-81	3.58	162	162	20	15	42	1441.1	1396	653	573	115	38	448	28	928	61	6

WIN STREAK: 5, June 1-6

LOSING STREAK: 7, July 4-13 & July 31-Aug. 6



YEAR-BY-YEAR STATISTICAL REVIEW

1992 ANGELS BATTING

PLAYER	AVG	G	AB	R	H	TB	2B	3B	HR	RBI	SH	SF	HP	BB	IBB	SO	SB	CS
Brooks	.216	82	306	28	66	103	13	0	8	36	0	1	1	12	3	46	3	3
Curtis	.259	139	441	59	114	164	16	2	10	46	5	4	6	51	2	71	43	18
Davis	.250	40	104	5	26	34	8	0	0	16	0	1	0	13	2	9	0	0
DiSarcina	.247	157	518	48	128	156	19	0	3	42	5	3	7	20	0	50	9	7
Ducey	.237	31	59	4	14	17	3	0	0	2	0	1	0	5	0	12	2	3
Eastley	.258	47	151	14	39	47	5	0	1	12	2	1	3	8	0	26	9	5
Felix	.246	139	509	63	125	184	22	5	9	72	5	9	2	33	5	128	8	8
Fitzgerald	.212	95	189	19	40	60	2	0	6	17	3	0	0	22	0	34	2	2
Gaetti	.226	130	456	41	103	156	13	2	12	48	0	3	6	21	4	79	3	1
Gonzales	.277	104	329	47	91	131	17	1	7	38	5	1	4	41	1	46	7	4
Gonzalez	.182	33	55	4	10	12	2	0	0	2	1	1	0	7	1	20	0	1
Hayes	.225	94	307	35	69	100	17	1	4	29	3	3	0	37	4	54	11	6
Langston	.000	33	2	1	0	0	0	0	0	0	0	0	0	0	0	2	0	0
Morris	.193	43	57	4	11	15	1	0	1	3	1	0	1	4	1	11	1	0
Myers	.235	8	17	0	4	5	1	0	0	0	1	0	0	0	0	6	0	0
Oberkfell	.264	41	91	6	24	25	1	0	0	10	0	2	0	8	2	5	0	1
Orton	.219	43	114	11	25	34	3	0	2	12	2	0	2	7	0	32	1	1
Parrish	.229	24	83	7	19	33	2	0	4	11	1	1	0	5	1	22	0	0
Polonia	.286	149	577	83	165	190	17	4	0	35	8	4	1	45	6	64	51	21★
Rose	.214	30	84	10	18	29	5	0	2	10	1	1	2	8	1	9	1	1
Salmon	.177	23	79	8	14	21	1	0	2	6	0	1	1	11	1	23	1	1
Schofield	.333	1	3	0	1	1	0	0	0	0	0	0	0	1	0	0	0	0
Sojo	.272	106	368	37	100	139	12	3	7	43	7	1	1	14	0	24	7	11
Stevens	.221	106	312	25	69	109	19	0	7	37	1	2	1	29	6	64	1	4
Tingley	.197	71	127	15	25	38	2	1	3	8	5	0	2	13	0	35	0	1
Williams	.231	14	26	5	6	9	1	1	0	2	0	0	0	1	0	10	0	2
TOTALS	.243	162	5364	579	1306	1812	202	20	88	537	56	40	40	416	40	882	160	101
OPP.	.264	162	5484	671	1449	2094	221	17	130	626	47	50	39	532	40	888	120	70

1992 ANGELS DESIGNATED HITTERS

PLAYER	AVG	G	AB	R	H	TB	2B	3B	HR	RBI	SH	SF	HP	BB	IBB	SO	SB	CS
Brooks	.218	70	275	28	60	97	13	0	8	34	0	1	1	10	2	43	3	3
Curtis	.000	1	0	1	0	0	0	0	0	0	0	0	0	0	0	0	0	0
Davis	.208	9	24	0	5	6	1	0	0	1	0	0	0	0	0	2	0	0
Ducey	.000	1	3	0	0	0	0	0	0	0	0	0	0	0	0	1	0	1
Felix	.267	8	30	4	8	11	1	1	0	6	0	1	0	2	1	8	0	0
Fitzgerald	.500	1	2	0	1	1	0	0	0	0	0	0	0	0	0	0	0	0
Gaetti	.230	17	61	6	14	24	1	0	3	4	0	0	1	3	0	15	0	1
Gonzalez	.000	1	0	0	0	0	0	0	0	0	0	0	0	0	0	0	0	0
Hayes	.412	5	17	5	7	10	3	0	0	1	0	0	0	0	0	3	0	0
Langston	.000	1	2	1	0	0	0	0	0	0	0	0	0	0	0	2	0	0
Morris	.000	6	11	0	0	0	0	0	0	0	0	1	0	1	1	2	0	0
Oberkfell	.200	5	20	1	4	4	0	0	0	2	0	0	0	0	0	2	0	0
Parrish	.125	2	8	0	1	1	0	0	0	1	0	0	0	0	0	3	0	0
Polonia	.314	47	188	30	59	71	8	2	0	12	3	1	1	12	2	20	15	9
Stevens	.167	2	6	1	1	1	0	0	0	1	0	0	0	1	0	1	0	0
Williams	.000	2	0	0	0	0	0	0	0	0	0	0	0	0	0	0	0	1
TOTALS	.247	162	647	77	160	226	27	3	11	62	4	3	4	34	6	102	18	15

1992 ANGELS PITCHING

PITCHER	W-L	ERA	G	GS	CG	SHO	SV	IP	H	R	ER	HR	HB	BB	IB	SO	WP	BK
Abbott	7-15	2.77	29	29	7	0	0	211	208	73	65	12	4	68	3	130	2	0
Bailes	3-1	7.45	32	0	0	0	0	38.2	59	34	32	7	1	28	4	25	2	1
Blyleven	8-12	4.74	25	24	1	0	0	133	150	76	70	17	5	29	2	70	3	1
Butcher	2-2	3.25	19	0	0	0	0	27.2	29	11	10	3	2	13	1	24	0	0
Crim	7-6	5.17	57	0	0	0	1	87	100	56	50	11	6	29	6	30	4	0
Eichhorn	2-4	2.38	42	0	0	0	2	56.2	51	19	15	2	0	18	8	42	3	1
Finley	7-12	3.96	31	31	4	1	0	204.1	212	99	90	24	3	98	2	124	6	0
Fortugno	1-1	5.18	14	5	1	1	1	41.2	37	24	24	5	0	19	0	31	2	1
Frey	4-2	3.57	51	0	0	0	4	45.1	39	18	18	6	2	22	3	24	1	0
Grahe	5-6	3.52	46	7	0	0	21	94.2	85	37	37	5	6	39	2	39	3	0
Harvey	0-4	2.83	25	0	0	0	13	28.2	22	12	9	4	0	11	1	34	4	0
Hathaway	0-0	7.94	2	1	0	0	0	5.2	8	5	5	1	0	3	0	1	0	0
Langston	13-14	3.66	32	32	9	2	0	229	206	103	93	14	6	74	2	174	5	0
Lewis	4-0	3.99	21	2	0	0	0	38.1	36	18	17	3	2	14	1	18	1	1
Robinson	1-0	2.20	3	3	0	0	0	16.1	19	4	4	1	0	3	0	9	1	0
Valera	8-11	3.73	30	28	4	2	0	188	188	82	78	15	2	64	5	113	5	0
TOTALS	72-90	3.84	162	162	26	13	42	1446	1449	671	617	130	39	532	40	888	42	5
OPP.	90-72	3.14	162	162	27	15	45	1454	1306	579	507	88	40	416	40	882	33	12

WIN STREAK: 6, July 10-18

LOSING STREAK: 11, June 28-July 9

YEAR-BY-YEAR STATISTICAL REVIEW

1993 ANGELS BATTING

PLAYER	AVG	G	AB	R	H	TB	2B	3B	HR	RBI	SH	SF	HP	BB	IBB	SO	SB	CS
Correia	.266	64	128	12	34	39	5	0	0	9	5	0	4	6	0	20	2	4
Curtis	.285	152	583	94	166	215	25	3	6	59	7	7	4	70	2	89	48	24★
Davis	.243	153	573	74	139	252	32	0	27	112	0	0	1	71	12	135	4	1
DiSarcina	.238	126	416	44	99	130	20	1	3	45	5	3	6	15	0	38	5	7
Easley	.313	73	230	33	72	95	13	2	22	1	2	3	28	2	35	6	6	
Edmonds	.246	18	61	5	15	21	4	1	0	4	0	0	0	2	1	16	0	2
Gaetti	.180	20	50	3	9	11	2	0	0	4	0	1	0	5	0	12	1	0
Gonzales, L	.500	2	2	0	1	1	0	0	0	1	0	0	0	1	0	0	0	0
Gonzales, R	.251	118	335	34	84	107	17	0	2	31	2	2	1	49	2	45	5	5
Gruber	.277	18	65	10	18	30	3	0	3	9	2	0	1	2	0	11	0	0
Javier	.291	92	237	33	69	96	10	4	3	28	1	3	1	27	1	33	12	2
Lovullo	.251	116	367	42	92	130	20	0	6	30	3	2	1	36	1	49	7	6
Myers	.255	108	290	27	74	105	10	0	7	40	3	3	2	17	2	47	3	3
Orton	.189	37	95	5	18	26	5	0	1	4	2	0	1	7	0	24	1	2
Perez	.250	52	180	16	45	67	6	2	4	30	0	1	2	9	0	39	5	4
Polonia	.271	152	576	75	156	188	17	6	1	32	8	3	2	48	7	53	55	24★
Salmon	.283	142	515	93	146	276	35	1	31	95	0	8	5	82	5	135	5	6
Snow	.241	129	419	60	101	171	18	2	16	57	7	6	2	55	4	88	3	0
Stillwell	.262	22	61	2	16	22	2	2	0	3	1	2	0	4	0	11	2	0
Tingley	.200	58	90	7	18	25	7	0	0	12	3	1	1	9	0	22	1	2
Turner	.280	25	75	9	21	29	5	0	1	13	0	1	1	9	0	16	1	1
Van Burkleo	.152	12	33	2	5	11	3	0	1	1	0	0	0	6	0	9	1	0
Walewander	.125	12	8	2	1	1	0	0	0	3	0	1	0	5	0	1	1	1
TOTALS	.260	162	5391	684	1399	2048	259	24	114	644	50	46	38	564	39	930	169	100
OPP.	.270	162	5488	770	1482	2239	268	15	153	732	53	61	51	550	35	843	122	52

1993 ANGELS DESIGNATED HITTERS

PLAYER	AVG	G	AB	R	H	TB	2B	3B	HR	RBI	SH	SF	HP	BB	IBB	SO	SB	CS
Correia	.000	6	0	1	0	0	0	0	0	0	0	0	0	0	0	0	0	0
Davis	.243	150	572	74	139	252	32	0	27	112	0	0	1	70	12	135	4	1
Easley	1.000	1	1	0	1	2	1	0	0	0	0	0	0	0	0	0	0	0
Gaetti	.176	5	17	2	3	3	0	0	0	3	0	1	0	2	0	4	0	0
Gruber	.000	1	4	0	0	0	0	0	0	1	0	0	0	0	0	2	0	0
Javier	.500	1	2	0	1	1	0	0	0	0	0	0	0	0	0	1	0	0
Myers	.429	2	7	0	3	3	0	0	0	2	0	0	0	0	0	0	0	0
Perez	.000	3	1	1	0	0	0	0	0	0	0	0	0	0	0	0	0	0
Polonia	.188	4	16	2	3	3	0	0	0	0	0	0	0	1	0	3	1	3
Salmon	.750	1	4	2	3	5	2	0	0	1	0	0	0	1	0	1	0	0
Walewander	.000	3	0	0	0	0	0	0	0	0	0	0	0	0	0	0	0	1
Walton	.000	4	0	1	0	0	0	0	0	0	0	0	0	0	0	0	0	0
TOTALS	.245		624	83	153	269	35	0	27	119	0	1	1	74	12	146	5	5

1993 ANGELS PITCHING

PITCHER	W-L	ERA	G	GS	CG	SHO	SV	IP	H	R	ER	HR	HB	BB	IB	SO	WP	BK
Anderson	0-0	3.97	4	1	0	0	0	11.1	11	5	5	1	0	2	0	4	0	0
Butcher	1-0	2.86	23	0	0	0	8	28.1	21	12	9	2	2	15	1	24	0	0
Crim	2-2	5.87	11	0	0	0	0	15.1	17	11	10	2	2	5	1	10	0	0
Davis	0-0	0.00	1	0	0	0	0	2	0	0	0	0	1	0	0	0	0	0
Farell	3-12	7.35	21	17	0	0	0	90.2	110	74	74	22	7	44	3	45	3	0
Finley	16-14	3.15	35	35	13★	2	0	251.1	243	108	88	22	6	82	1	187	8	1
Frey	2-3	2.98	55	0	0	0	13	48.1	41	20	16	1	3	26	1	22	3	0
Gonzales	0-0	0.00	1	0	0	0	0	1	0	0	0	0	0	0	0	0	0	0
Grahe	4-1	2.86	45	0	0	0	11	56.2	54	22	18	5	2	25	4	31	3	0
Hathaway	4-3	5.02	11	11	0	0	0	57.1	71	35	32	6	5	26	1	11	5	1
Holzemer	0-3	8.87	5	4	0	0	0	23.1	34	24	23	2	3	13	0	10	1	0
Langston	16-11	3.20	35	35	7	0	0	256.1	220	100	91	22	1	85	2	196	10	2
Leftwich	4-6	3.79	12	12	1	0	0	80.2	81	35	34	5	3	27	1	31	1	0
Lewis	1-2	4.22	15	4	0	0	0	32	37	16	15	3	2	12	1	10	1	0
Linton	2-0	7.71	19	0	0	0	0	25.2	35	22	22	8	0	14	1	19	2	0
Magrane	3-2	3.94	8	8	0	0	0	48	48	27	21	4	0	21	0	24	4	0
Nelson	0-5	3.08	46	0	0	0	4	52.2	50	25	18	3	2	23	4	31	1	0
Nielsen	0-0	8.03	10	0	0	0	0	12.1	18	13	11	1	1	4	0	8	0	1
Patterson	1-1	4.58	46	0	0	0	1	59	54	30	30	7	0	35	5	36	2	0
Sanderson	7-1	4.46	21	21	4	1	0	135.1	153	77	67	15	5	27	5	66	1	2
Scott	1-2	5.85	16	0	0	0	0	20	19	13	13	1	1	11	1	13	2	0
Springer	1-6	7.20	14	9	1	0	0	60	73	48	48	11	3	32	1	31	6	0
Swingle	0-1	8.38	9	0	0	0	0	9.2	15	9	9	2	0	6	0	6	0	0
Valera	3-6	6.62	19	5	0	0	4	53	77	44	39	8	2	15	2	28	2	0
TOTALS	71-91	4.34	162	162	26	3	41	1430.1	1482	770	690	153	51	550	35	843	55	7
OPP.	91-71	3.92	162	162	17	8	47	1438.2	1399	684	627	114	38	564	39	930	47	6

WIN STREAK: 6, April 20-25

LOSING STREAK: 10, July 17-26



YEAR-BY-YEAR STATISTICAL REVIEW

1994 ANGELS BATTING

PLAYER	AVG	G	AB	R	H	TB	2B	3B	HR	RBI	SH	SF	HP	BB	IBB	SO	SB	CS
Anderson,G	.385	5	13	0	5	5	0	0	0	1	0	0	0	0	0	2	0	0
Correia	.235	6	17	4	4	5	1	0	0	0	0	0	2	0	0	0	0	0
Curtis	.256	114	453	67	116	180	23	4	11	50	7	4	5	37	0	69	25	11
Dalesandro	.200	19	25	5	5	9	1	0	1	2	0	0	0	2	0	4	0	0
Davis	.311	108	392	72	122	220	18	1	26	84	0	6	1	69	11	84	3	2
DiSarcina	.260	112	389	53	101	128	14	2	3	33	10	2	2	18	0	28	3	7
Easley	.215	88	316	41	68	104	16	1	6	30	4	2	4	29	0	48	4	5
Edmonds	.273	94	289	35	79	109	13	1	5	37	1	1	1	30	3	72	4	2
Fabregas	.283	43	127	12	36	39	3	0	0	16	1	0	0	7	1	18	2	1
Hudler	.298	56	124	17	37	69	8	0	8	20	4	2	0	6	0	28	2	2
Jackson	.279	75	201	23	56	102	7	0	13	43	0	2	1	20	2	72	1	0
Myers	.246	45	126	10	31	43	6	0	2	8	5	1	0	10	3	27	0	2
Owen	.310	82	268	30	83	113	17	2	3	37	3	0	1	49	0	17	2	8
Perez	.209	38	129	10	27	49	7	0	5	16	1	1	0	12	1	29	3	0
Reynolds	.232	74	207	33	48	60	10	1	0	11	3	1	1	23	0	18	10	7
Salmon	.287	100	373	67	107	198	18	2	23	70	0	3	5	54	2	102	1	3
Smith	.262	45	122	19	32	54	5	1	5	18	0	1	0	7	0	20	2	3
Snow	.220	61	223	22	49	77	4	0	8	30	2	1	3	19	1	48	0	1
Turner	.242	58	149	23	36	48	7	1	1	12	1	2	1	10	0	29	3	0
TOTALS	.264	115	3943	543	1042	1612	178	16	120	518	42	29	27	402	24	715	65	54
OPP.	.287	115	4009	660	1149	1873	236	19	150	624	35	41	45	436	28	682	83	38

1994 ANGELS DESIGNATED HITTERS

PLAYER	AVG	G	AB	R	H	TB	2B	3B	HR	RBI	SH	SF	HP	BB	IBB	SO	SB	CS
Davis	.314	106	385	71	121	219	18	1	26	84	0	6	1	69	11	81	3	2
Hudler	.000	4	3	0	0	0	0	0	0	0	1	0	0	0	0	1	0	0
Jackson	.333	9	30	2	10	10	0	0	0	0	0	0	0	2	0	11	0	0
Myers	.000	1	1	0	0	0	0	0	0	0	0	0	0	0	0	1	0	0
Owen	.000	2	1	0	0	0	0	0	0	0	0	0	0	0	0	0	0	0
Reynolds	.000	3	0	1	0	0	0	0	0	0	0	0	0	0	0	0	0	0
Smith	.000	2	4	0	0	0	0	0	0	0	0	0	0	1	0	2	0	0
TOTALS	.309		424	74	131	229	18	1	26	84	1	6	0	72	0	96	3	2

1994 ANGELS PITCHING

PITCHER	W-L	ERA	G	GS	CG	SHO	SV	IP	H	R	ER	HR	HB	BB	IB	SO	WP	BK
Anderson,B	7-5	5.22	18	18	0	0	0	101.2	120	63	59	13	5	27	0	47	5	5
Butcher	2-1	6.67	33	0	0	0	0	29.2	31	24	22	2	2	23	5	19	2	0
Dopson	1-4	6.14	21	5	0	0	0	58.2	67	41	40	6	3	26	3	33	4	1
Farrell	1-2	9.00	3	3	0	0	0	13	16	14	13	2	1	8	0	10	0	0
Finley	10-10	4.32	25	25	7	2	0	183.1*	178	95	88	21	3	71	0	148	10	0
Grahe	2-5	6.65	40	0	0	0	13	43.1	68	33	32	5	6	18	4	26	4	1
Langston	7-8	4.68	18	18	2	1	0	119.1	121	67	62	19	0	54	1	109	6	0
Lefferts	1-1	4.67	30	0	0	0	1	34.2	50	20	18	7	0	12	3	27	1	0
Leftwich	5-10	5.68	20	20	1	0	0	114	127	75	72	16	3	42	2	67	3	1
Leiter	4-7	4.72	40	7	0	0	2	95.1	99	56	50	13	9	35	6	71	2	0
Lewis	0-1	6.10	20	0	0	0	0	31	46	23	21	5	2	10	2	10	0	0
Lorraine	0-2	10.61	4	3	0	0	0	18.2	30	23	22	7	0	11	0	10	0	0
Magrane	2-6	7.30	20	11	1	0	0	74	89	63	60	18	6	51	0	33	7	0
Patterson,B	2-3	4.07	47	0	0	0	1	42	35	21	19	6	2	15	2	30	1	0
Patterson,K	0-0	0.00	1	0	0	0	0	.2	0	0	0	0	0	0	0	1	0	0
Sampen	1-1	6.46	10	0	0	0	0	15.1	14	11	11	1	3	13	0	9	0	0
Schwarz	0-0	4.05	4	0	0	0	0	6.2	5	3	3	0	0	6	0	4	1	0
Springer	2-2	5.52	18	5	0	0	2	45.2	53	28	28	9	0	14	0	28	2	0
TOTALS	47-68	5.42	115	115	11	4	21	1027	1149	660	618	150	45	436	28	682	48	8
OPP.	68-47	4.38	115	115	11	7	26	1032.2	1042	543	503	120	27	402	24	715	33	4

WIN STREAK: 8, July 25-Aug. 2

LOSING STREAK: 9, Aug. 25-Sept. 3, Sept. 13-23

YEAR-BY-YEAR STATISTICAL REVIEW

1995 ANGELS BATTING

PLAYER	AVG	G	AB	R	H	TB	2B	3B	HR	RBI	SH	SF	HP	BB	IBB	SO	SB	CS
Aldrete	.250	18	24	1	6	6	0	0	0	3	0	1	0	0	0	8	0	0
Allanson	.171	35	82	5	14	26	3	0	3	10	1	0	1	7	0	12	0	1
Anderson,G	.321	106	374	50	120	189	19	1	16	69	2	4	1	19	4	65	6	2
Correia	.238	14	21	3	5	8	1	1	0	3	1	0	0	0	0	5	0	0
Dalesandro	.100	11	10	1	1	2	1	0	0	0	0	0	0	0	0	2	0	0
Davis	.318	119	424	81	135	218	23	0	20	86	0	9	0	89	12	79	3	3
DiSarcina	.307	99	362	61	111	166	28	6	5	41	7	3	2	20	0	25	7	4
Easley	.216	114	357	35	77	107	14	2	4	35	6	4	6	32	1	47	5	2
Edmonds	.290	141	558	120	162	299	30	4	33	107	1	5	5	51	4	130	1	4
Fabregas	.247	73	227	24	56	89	10	0	1	22	3	1	0	17	0	28	0	2
Flora	.000	2	1	1	0	0	0	0	0	0	0	0	0	0	0	1	0	0
Gallagher	.188	11	16	1	3	4	1	0	0	0	0	0	0	2	0	1	0	0
Gonzales	.333	30	18	1	6	10	1	0	1	3	0	0	0	0	0	4	0	0
Hudler	.265	84	223	30	59	93	16	0	6	27	2	1	5	10	1	48	13	0
Lind	.163	15	43	5	7	11	1	0	2	0	0	1	0	0	3	0	4	0
Martinez	.180	26	61	7	11	15	1	0	1	9	0	0	1	6	2	7	0	0
Myers	.260	85	273	35	71	114	12	2	9	38	1	2	1	17	3	49	0	1
Owen	.229	82	218	17	50	88	9	3	1	28	1	0	0	18	1	22	3	2
Palmeiro	.350	15	20	3	7	7	0	0	0	1	0	0	0	1	0	1	0	0
Perez	.169	29	71	9	12	21	4	1	1	7	0	1	2	12	0	9	0	2
Phillips	.261	139	525	119	137	241	21	1	27	61	1	1	3	113	6	135	13	10
Salmon	.330	143	537	111	177	319	34	3	34	105	0	4	6	91	2	111	5	5
Schofield	.250	12	20	1	5	5	0	0	0	2	2	0	0	4	0	2	0	0
Snow	.289	143	544	80	157	253	22	1	24	102	5	2	3	52	4	91	2	1
Turner	.100	5	10	0	1	1	0	0	0	1	0	0	0	0	0	3	0	0
TOTALS	.277	145	5019	801	1390	2250	252	25	186	761	33	38	36	564	40	889	57	39
OPP.	.265	145	4949	697	1310	2097	260	19	163	662	48	45	43	486	23	901	88	46

1995 ANGELS DESIGNATED HITTERS

PLAYER	AVG	G	AB	R	H	TB	2B	3B	HR	RBI	SH	SF	HP	BB	IBB	SO	SB	CS
Aldrete	.143	2	7	0	1	1	0	0	0	0	0	0	0	0	0	2	0	0
Anderson,G	.000	1	4	0	0	0	0	0	0	0	0	0	0	0	0	1	0	0
Correia	.000	1	0	1	0	0	0	0	0	0	0	0	0	0	0	0	0	0
Dalesandro	.000	1	1	0	0	0	0	0	0	0	0	0	0	0	0	0	0	0
Davis	.318	119	424	81	135	218	23	0	20	86	0	9	0	89	12	79	3	3
Flora	.000	1	1	0	0	0	0	0	0	0	0	0	0	0	0	1	0	0
Gallagher	.000	1	0	0	0	0	0	0	0	0	0	0	0	1	0	0	0	0
Hudler	.250	3	12	3	3	6	0	0	1	1	0	0	1	2	0	1	2	0
Martinez	.167	2	6	0	1	1	0	0	0	0	0	0	0	0	0	2	0	1
Myers	.266	16	64	13	17	22	2	0	1	10	0	1	1	8	1	9	0	1
Perez	.000	1	1	0	0	0	0	0	0	0	0	0	0	0	0	0	0	0
Phillips	.429	2	7	2	3	4	1	0	0	2	0	0	0	2	0	2	0	0
Salmon	.000	1	3	1	0	0	0	0	0	0	0	0	0	1	0	0	0	0
TOTALS	.302		530	101	160	252	26	0	22	99	0	10	2	103	13	97	5	4

1995 ANGELS PITCHING

PITCHER	W-L	ERA	G	GS	CG	SHO	SV	IP	H	R	ER	HR	HB	BB	IB	SO	WP	BK
Abbott	5-4	4.15	13	13	1	1	0	84.2	93	43	39	4	1	29	0	41	1	0
Anderson,B	6-8	5.87	18	17	1	0	0	99.2	110	66	65	24	3	30	2	45	1	3*
Bennett	0-0	0.00	1	0	0	0	0	0.1	0	0	0	0	0	0	0	0	0	0
Bielecki	4-6	5.97	22	11	0	0	0	75.1	80	56	50	15	3	31	1	45	3	0
Boskie	7-7	5.64	20	20	1	0	0	111.2	127	73	70	16	7	25	0	51	4	0
Butcher	6-1	4.73	40	0	0	0	0	51.1	49	28	27	7	1	31	2	29	3	0
Edenfield	0-0	4.26	7	0	0	0	0	12.2	15	7	6	1	0	5	0	6	3	0
Finley	15-12	4.21	32	32	2	1	0	203	192	106	95	20	7	93	1	195	13	1
Habyan	1-2	4.13	28	0	0	0	0	32.2	36	16	15	2	1	12	0	25	2	0
Harkey	4-3	4.55	12	8	1	0	0	61.1	80	32	31	12	1	16	2	28	0	0
Holzemer	0-1	5.40	12	0	0	0	0	8.1	11	6	5	1	1	7	1	5	0	0
James	3-0	3.88	46	0	0	0	1	55.2	49	27	24	6	3	26	2	36	1	0
Langston	15-7	4.63	31	31	2	1	0	200.1	212	109	103	21	3	64	1	142	5	1
Monteleone	1-0	2.00	9	0	0	0	0	9	8	2	2	1	0	3	0	5	0	0
Patterson	5-2	3.04	62	0	0	0	0	53.1	48	18	18	6	1	13	3	41	0	1
Perical	3-2	1.95	62	0	0	0	3	74	37	19	16	6	1	26	2	94	2	2
Sanderson	1-3	4.12	7	7	0	0	0	39.1	48	23	18	6	2	4	1	23	0	1
Smith	0-5	3.47	52	0	0	0	37	49.1	42	19	19	3	1	25	4	43	1	0
Springer	1-2	6.10	19	6	0	0	1	51.2	60	37	35	11	5	25	1	38	1	0
Williams	1-2	6.75	20	0	0	0	0	10.2	13	10	8	1	2	21	0	9	2	1
TOTALS	78-67	4.52	145	145	8	9	42	1284.1	1310	697	645	163	43	486	23	901	42	10
OPP.	67-78	5.18	145	145	15	7	33	1277.2	1390	801	736	186	36	564	40	889	47	7

WIN STREAK: 8, July 25-Aug. 2

LOSING STREAK: 9, Aug. 25-Sept. 3, Sept. 13-23



YEAR-BY-YEAR STATISTICAL REVIEW

1996 ANGELS BATTING

PLAYER	AVG	G	AB	R	H	TB	2B	3B	HR	RBI	SH	SF	HP	BB	IBB	SO	SB	CS
Aldrete	.213	63	108	16	23	47	6	0	6	20	0	1	0	14	0	19	0	1
Anderson	.285	150	607	79	173	246	33	2	12	72	5	3	0	27	5	84	7	9
Arias	.238	84	252	19	60	88	8	1	6	28	6	0	0	16	2	50	2	0
Borders	.228	19	57	6	13	22	3	0	2	8	1	0	0	3	0	11	0	1
Davis	.292	145	530	73	155	263	24	0	28	95	1	6	0	86	11	99	5	2
DiSarcina	.256	150	536	62	137	186	26	4	5	48	16	1	2	21	0	36	2	1
Easley	.156	28	45	4	7	14	1	0	2	7	3	0	0	6	0	12	0	0
Edmonds	.304	114	431	73	131	246	28	3	27	66	0	2	4	46	2	101	4	0
Eenhoorn	.267	6	15	1	4	4	0	0	0	0	0	0	0	0	0	2	0	0
Erstad	.284	57	208	34	59	78	5	1	4	20	1	3	0	17	1	29	3	3
Fabregas	.287	90	254	18	73	85	6	0	2	26	3	5	0	17	3	27	0	1
Greene	.190	29	79	9	15	22	1	0	2	9	0	0	1	4	0	11	2	0
Hancock	1.000	11	1	1	1	1	0	0	0	0	0	0	0	0	0	0	0	0
Howell	.270	66	126	20	34	64	4	1	8	21	0	0	0	10	0	30	0	1
Hudler	.311	92	302	60	94	168	20	3	16	40	2	1	3	9	0	54	14	5
Palmeiro	.287	50	87	6	25	33	6	1	0	6	1	0	2	8	1	13	0	1
Perceval	.000	62	1	0	0	0	0	0	0	0	0	0	0	0	0	1	0	0
Pritchett	.154	5	13	1	2	2	0	0	0	1	0	0	0	0	0	3	0	0
Salmon	.286	156	581	90	166	291	27	4	30	98	0	3	4	93	7	125	4	2
Schofield	.250	13	16	3	4	4	0	0	0	0	0	0	0	1	0	1	1	0
Slaughter	.324	62	207	23	67	94	9	0	6	32	0	2	2	13	0	20	0	0
Snow	.257	155	575	69	148	221	20	1	17	67	2	3	5	56	6	96	1	6
Turner	.333	4	3	1	1	1	0	0	0	1	0	1	0	1	0	0	0	0
Velarde	.285	136	530	82	151	226	27	3	14	54	4	2	5	70	0	118	7	7
Wallach	.237	57	190	23	45	76	7	0	8	20	0	0	1	18	2	47	1	0
TOTALS	.276	161	5686	762	1571	2451	256	24	192	727	45	33	29	527	40	974	53	39
OPP.	.275	161	5617	943	1546	2521	282	18	219	886	41	56	84	662	47	1052	146	54

1996 ANGELS DESIGNATED HITTERS

PLAYER	AVG	G	AB	R	H	TB	2B	3B	HR	RBI	SH	SF	HP	BB	IBB	SO	SB	CS
Aldrete	.167	6	12	3	2	6	1	0	1	5	0	0	0	2	0	1	0	0
Anderson	.000	1	2	0	0	0	0	0	0	0	0	0	0	1	0	0	0	0
Arias	1.000	1	1	0	1	1	0	0	0	0	0	0	0	0	0	0	0	0
Boskie	.000	1	0	0	0	0	0	0	0	0	0	0	0	0	0	0	0	0
Davis	.294	143	528	73	155	263	24	0	28	95	1	6	0	86	11	98	5	2
Easley	.000	2	0	0	0	0	0	0	0	0	1	0	0	0	0	0	0	0
Edmonds	.000	1	4	0	0	0	0	0	0	0	0	0	0	1	0	1	0	0
Fabregas	.000	1	1	0	0	0	0	0	0	0	0	0	0	0	0	0	0	0
Greene	.000	1	4	0	0	0	0	0	0	0	0	0	0	0	0	1	0	0
Howell	.375	4	8	0	3	3	0	0	0	2	0	0	0	0	0	2	0	0
Hudler	.095	8	21	2	2	3	1	0	0	0	0	0	0	1	0	5	0	0
Palmeiro	.000	4	4	0	0	0	0	0	0	0	0	0	0	1	1	0	0	0
Salmon	.500	3	8	0	4	6	0	1	0	2	0	0	0	1	0	1	0	0
Schofield	.000	1	0	1	0	0	0	0	0	0	0	0	0	0	0	0	0	0
Slaughter	.000	1	1	0	0	0	0	0	0	0	0	0	0	0	0	0	0	0
Wallach	.167	8	18	1	3	6	0	0	1	2	0	0	0	1	0	5	0	0
TOTALS	.278	161	612	80	170	288	26	1	30	106	2	7	0	94	12	115	5	2

1996 ANGELS PITCHING

PITCHER	W-L	ERA	G	GS	CG	SHO	SV	IP	H	R	ER	HR	HB	BB	IB	SO	WP	BK	
Abbott, J	2-18	7.48	27	23	1	0	0	142	171	128	118	23	4	78	3	58	13	1	
Abbott, K	0-1	20.25	3	0	0	0	0	4	15	9	9	1	0	5	0	3	1	0	
Boskie	12-11	5.32	37	28	1	0	0	189.1	226	126	112	40	13	67	7	133	10	0	
Dickson	0-4	4.57	7	7	0	0	0	43.1	52	22	22	6	1	18	1	20	1	1	
Edenfield	0-0	10.38	2	0	0	0	0	4.1	10	5	5	2	1	2	0	4	0	0	
Eichhorn	1-2	5.04	24	0	0	0	0	30.1	36	17	17	3	2	11	3	24	0	1	
Ellis	0-0	0.00	3	0	0	0	0	5	0	0	0	0	0	4	0	5	1	0	
Finley	15-16	4.16	35	35	4	1	0	238	241	124	110	27	11	94	5	215	17	2	
Frohwrith	0-0	11.12	4	0	0	0	0	5.2	10	11	7	1	1	4	0	1	1	0	
Gohr	1-1	7.50	15	0	0	0	1	24	34	20	20	7	0	10	0	15	0	0	
Grimsley	5-7	6.84	35	20	2	1	0	130.1	150	110	99	14	13	74	5	82	11	0	
Hancock	4-1	7.48	11	4	0	0	0	27.2	34	23	23	2	2	17	1	19	2	0	
Harris	2-0	3.90	11	3	0	0	0	32.1	31	16	14	4	3	17	2	20	4	0	
Holtz	3-3	2.45	30	0	0	0	0	29.1	21	11	8	1	3	19	2	31	1	0	
Holzemer	1-0	8.76	25	0	0	0	0	24.2	35	28	24	7	3	8	1	20	0	0	
James	5-5	2.67	69	0	0	0	1	81	62	27	24	7	10	42	7	65	5	0	
Langston	6-5	4.82	18	18	2	0	0	123.1	116	68	65	18	2	45	0	83	4	0	
Leftwich	0-1	7.36	2	2	0	0	0	7.1	12	9	6	1	0	3	0	4	0	0	
May	0-0	10.13	5	0	0	0	0	2.2	3	3	3	1	0	2	0	1	0	0	
McElroy	5-1	2.95	40	0	0	0	0	36.2	32	12	12	2	2	13	2	32	1	0	
Monteleone	0-3	5.87	12	0	0	0	0	15.1	23	11	10	5	1	2	0	5	0	1	
Pennington	0-0	12.27	8	0	0	0	0	7.1	5	10	10	1	0	16	2	5	1	0	
Perceval	0-2	2.31	62	0	0	0	0	36	74	38	20	19	8	2	31	4	100	2	0
Sanderson	0-2	7.50	5	4	0	0	0	18	39	21	15	5	2	4	0	7	0	2	
Schmidt	2-0	7.88	9	0	0	0	0	8	13	9	7	2	0	8	0	2	1	0	
Smith	0-0	2.45	11	0	0	0	0	11	8	4	3	0	0	3	0	6	1	0	
Springer	5-6	5.51	20	15	2	1	0	94.2	91	65	58	24	6	43	0	64	1	0	
Vanyn	0-0	0.00	1	0	0	0	0	1	1	0	0	0	0	1	0	0	0	0	
Williams	0-2	8.89	13	2	0	0	0	28.1	42	34	28	7	2	21	4	26	2	0	
TOTALS	70-91	5.30	161	161	12	8	38	1439	1546	943	847	219	84	662	47	1052	80	8	
OPP.	91-70	4.37	161	161	17	6	31	1449.2	1571	762	704	192	29	527	40	974	40	7	

WIN STREAK: 7, Apr.17-24; June 9-15

LOSING STREAK: 10, Apr. 7-May 5

YEAR-BY-YEAR STATISTICAL REVIEW

1997 ANGELS BATTING

PLAYER	AVG	G	AB	R	H	TB	2B	3B	HR	RBI	SH	SF	HP	BB	IBB	SO	SB	CS
Alicea	.253	128	388	59	98	143	16	7	5	37	4	2	8	69	3	65	22	8
Anderson	.303	154	624	76	189	255	36	3	8	92	1	5	2	30	6	70	10	4
Arias	.333	3	6	1	2	2	0	0	0	1	0	0	0	0	0	0	0	0
Dickson	.000	33	2	0	0	0	0	0	0	0	0	0	0	0	0	0	0	0
Disarcina	.246	154	549	52	135	179	28	2	4	47	8	5	4	17	0	29	7	8
Edmonds	.291	133	502	82	146	251	27	0	26	80	0	5	4	60	5	80	5	7
Eenhoorn	.350	11	20	2	7	11	1	0	1	6	0	1	0	0	0	2	0	0
Encarnacion	.412	11	17	2	7	11	1	0	1	4	0	0	0	0	0	1	2	0
Erstad	.299	139	539	99	161	251	34	4	16	77	5	6	4	51	4	86	23	8
Fabregas	.079	21	38	2	3	4	1	0	0	3	2	0	0	3	0	3	0	0
Finley	.000	25	6	1	0	0	0	0	0	0	0	0	0	0	0	2	0	0
Grebeck	.270	63	126	12	34	46	9	0	1	6	5	1	0	18	1	11	0	1
Greene	.290	34	124	24	36	69	6	0	9	24	0	0	0	7	1	25	2	0
Gross	.000	12	1	0	0	0	0	0	0	0	0	0	0	0	0	1	0	0
Henderson	.183	32	115	21	21	30	3	0	2	7	1	0	2	26	0	23	16	4
Hill	.500	31	2	0	1	2	1	0	0	2	1	0	0	0	0	1	0	0
Hollins	.288	149	572	101	165	246	29	2	16	85	1	5	8	62	2	124	16	6
Holtz	.000	66	1	0	0	0	0	0	0	0	0	0	0	0	0	1	0	0
Howell	.259	77	174	25	45	94	7	0	14	34	1	3	0	13	2	36	1	0
Kreuter	.234	70	218	19	51	72	7	1	4	18	1	0	0	21	0	57	0	2
Leyritz	.276	84	294	47	81	121	7	0	11	50	3	5	3	37	2	56	1	1
May	.000	29	2	0	0	0	0	0	0	0	0	0	0	0	0	2	0	0
McElroy	.000	62	0	1	0	0	0	0	0	0	0	0	0	0	0	0	0	0
Murray	.219	46	160	13	35	51	7	0	3	15	0	3	0	13	0	24	1	0
Palmeiro	.216	74	134	19	29	35	2	2	0	8	3	1	1	17	1	11	2	2
Perisho	.000	11	1	0	0	0	0	0	0	0	0	0	0	0	0	1	0	0
Phillips	.264	105	405	73	107	157	28	2	6	48	3	4	2	73	5	89	9	9
Salmon	.296	157	582	95	172	301	28	1	33	129	0	11	7	95	5	142	9	12
Springer	.000	32	3	0	0	0	0	0	0	0	0	0	0	0	0	3	0	0
Turner	.261	13	23	4	6	12	1	1	1	2	1	0	0	5	0	8	0	0
Velarde	.000	1	0	0	0	0	0	0	0	0	0	0	0	0	0	0	0	0
TOTALS	.272	162	5628	829	1531	2343	279	25	161	775	40	57	45	617	37	953	126	72
OPP.	.269	162	5604	794	1506	2451	287	26	202	758	46	56	54	605	34	1050	101	64

1997 ANGELS DESIGNATED HITTERS

PLAYER	AVG	G	AB	R	H	TB	2B	3B	HR	RBI	SH	SF	HP	BB	IBB	SO	SB	CS
Alicea	.000	6	8	0	0	0	0	0	0	1	0	1	0	0	0	1	0	0
Anderson	.385	4	13	3	5	8	3	0	0	1	0	0	0	2	0	3	0	0
Arias	.000	1	1	0	0	0	0	0	0	0	0	0	0	0	0	0	0	0
Edmonds	.250	8	28	1	7	8	1	0	0	2	0	0	1	7	0	7	0	0
Erstad	.323	9	31	2	10	10	0	0	0	0	0	0	0	2	0	5	0	0
Grebeck	.000	2	0	0	0	0	0	0	0	0	0	0	0	0	0	0	0	0
Greene	.308	8	26	5	8	10	2	0	0	4	0	0	0	3	1	5	1	0
Henderson	.181	19	72	14	13	18	2	0	1	5	1	0	2	15	0	18	10	3
Howell	.264	22	72	12	19	45	2	0	8	15	1	1	0	6	1	11	0	0
Kreuter	1.000	2	1	1	1	2	1	0	0	0	0	0	0	1	0	0	0	0
Leyritz	.186	13	43	3	8	11	0	0	1	3	0	1	0	5	0	11	0	0
Murray	.220	45	159	13	35	51	7	0	3	15	0	3	0	13	0	24	1	0
Palmeiro	.313	11	16	4	5	7	0	1	0	1	0	1	0	1	1	1	0	0
Phillips	.245	26	110	17	27	36	6	0	1	14	1	2	0	13	1	19	1	3
Salmon	.214	4	14	3	3	7	1	0	1	1	0	0	0	4	0	2	0	0
Turner	.000	1	1	0	0	0	0	0	0	0	0	0	0	0	0	0	0	0
TOTALS	.237	162	595	78	141	213	25	1	15	62	3	9	3	72	4	107	13	6

1997 ANGELS PITCHING

PITCHER	W-L	ERA	G	GS	CG	SHO	SV	IP	H	R	ER	HR	HB	BB	IB	SO	WP	BK	
Boeve	0-0	5.40	3	0	0	0	0	3.1	3	2	2	1	0	1	0	5	0	0	
Cadaret	0-0	3.29	15	0	0	0	0	13.2	11	5	5	1	2	8	2	11	3	0	
Chavez	0-0	0.93	7	0	0	0	0	9.2	7	1	1	1	0	5	1	10	0	0	
Delucia	6-4	3.61	33	0	0	0	3	42.1	29	18	17	5	1	27	2	42	1	0	
Dickson	13-9	4.29	33	32	2	1	0	203.2	236	111	97	32	7	56	3	115	4	1	
Finley	13-6	4.23	25	25	3	1	0	164	152	79	77	20	5	65	0	155	10	2	
Gross	2-1	6.75	12	3	0	0	0	25.1	30	20	19	4	1	20	1	20	2	1	
Gubicza	0-1	25.07	2	2	0	0	0	4.2	13	13	13	2	0	3	0	5	0	0	
Harris	5-4	3.62	61	0	0	0	0	79.2	82	33	32	7	2	38	6	56	3	0	
Hasegawa	3-7	3.93	50	7	0	0	0	116.2	118	60	51	14	3	46	6	83	2	1	
Hill	4-4	3.65	12	12	1	0	0	79	65	34	32	8	1	39	3	38	2	0	
Holtz	3-4	3.32	66	0	0	0	2	43.1	38	21	16	7	5	15	4	40	1	0	
James	5-5	4.31	58	0	0	0	0	7	62.2	69	32	30	3	5	28	4	57	1	0
Langston	2-4	5.85	9	9	0	0	0	47.2	61	34	31	8	0	29	1	30	1	0	
May	2-1	5.23	29	2	0	0	0	51.2	56	31	30	6	0	25	2	42	2	0	
McElroy	0-0	3.45	13	0	0	0	0	15.2	17	7	6	2	0	3	1	18	0	0	
Pericval	5-5	3.46	55	0	0	0	27	52	40	20	20	6	4	22	2	72	5	0	
Perisho	0-2	6.00	11	8	0	0	0	4.5	59	34	30	6	3	28	0	35	5	2	
Springer	9-9	5.18	32	28	3	1	0	194.2	199	118	112	32	10	73	0	75	7	0	
Watson	12-12	4.93	35	34	0	0	0	199	220	121	109	37	8	73	0	141	8	2	
Williams	0-0	0.00	1	0	0	0	0	1	1	0	0	0	0	0	0	0	0	0	
TOTALS	84-78	4.52	162	162	9	5	39	1454.2	1506	794	730	202	54	605	34	1050	57	9	
OPP.	78-84	4.62	162	162	10	5	42	1451.2	1531	829	745	161	45	617	37	953	70	11	

WIN STREAK: 10, July 5-17

LOSING STREAK: 5, May 6-11; June 13-18; Sept. 1-6



YEAR-BY-YEAR STATISTICAL REVIEW

1998 ANGELS BATTING

PLAYER	AVG	G	AB	R	H	TB	2B	3B	HR	RBI	SH	SF	HP	BB	IBB	SO	SB	CS
Anderson	.294	156	622	62	183	283	41	7	15	79	3	3	1	29	8	80	8	3
Baughman	.255	63	196	24	50	64	9	1	1	20	5	3	1	6	0	36	10	4
Bolick	.156	21	45	3	7	12	2	0	1	2	0	0	0	11	0	8	0	0
Dickson	.000	27	4	1	0	0	0	0	0	0	0	0	0	1	0	3	0	0
Disarcina	.287	157	551	73	158	212	39	3	3	56	12	3	8	21	0	51	11	7
Edmonds	.307	154	599	115	184	303	42	1	25	91	1	1	1	57	7	114	7	5
Erstad	.296	133	537	84	159	261	39	3	19	82	1	3	6	43	7	77	20	6
Fielder	.241	103	381	48	92	161	16	1	17	68	0	3	3	52	1	98	0	1
Finley	.000	34	4	0	0	0	0	0	0	0	0	0	0	0	0	3	0	0
Garcia	.143	19	35	4	5	6	1	0	0	0	1	0	1	3	0	11	2	0
Glaus	.218	48	165	19	36	48	9	0	1	23	0	2	0	15	0	51	1	0
Greene	.254	29	71	3	18	25	4	0	1	7	0	0	0	2	0	20	0	0
Hill	.000	19	1	0	0	0	0	0	0	0	0	0	0	0	0	0	0	0
Hollins	.242	101	363	60	88	141	16	2	11	39	2	2	7	44	2	69	11	3
Jefferies	.347	19	72	7	25	34	6	0	1	10	0	0	0	0	0	5	1	0
Johnson	.071	10	14	1	1	1	0	0	0	0	0	0	0	0	0	6	0	0
Kreuter	.143	3	7	1	1	2	1	0	0	0	0	0	0	1	0	4	0	0
Martin	.215	79	195	20	42	47	2	0	1	13	3	2	0	6	0	29	3	1
Mashore	.235	43	98	13	23	35	6	0	2	11	1	0	3	9	0	22	1	0
Molina	.000	2	1	0	0	0	0	0	0	0	0	0	0	0	0	0	0	0
Nevin	.228	75	237	27	54	88	8	1	8	27	0	2	5	17	0	67	0	0
O'Brien	.182	5	11	1	2	2	0	0	0	0	0	0	0	1	0	2	0	0
Olivares	.000	40	2	1	0	0	0	0	0	0	0	0	0	1	0	1	0	0
Palmeiro	.321	75	165	28	53	64	7	2	0	21	7	0	0	20	1	11	5	4
Pritchett	.288	31	80	12	23	33	2	1	2	8	0	0	0	4	0	16	2	0
Salmon	.300	136	463	84	139	247	28	1	26	88	0	10	3	90	5	100	0	1
Shipley	.259	77	147	18	38	53	7	1	2	17	4	1	5	5	0	22	0	4
Sparks	.000	22	1	1	0	0	0	0	0	0	1	0	0	1	0	0	0	0
Velarde	.261	51	188	29	49	76	13	1	4	26	0	1	1	34	0	42	7	2
Walbeck	.257	108	338	41	87	124	15	2	6	46	5	5	2	30	0	68	1	1
Washburn	.000	15	1	0	0	0	0	0	0	0	2	0	0	0	0	1	0	0
Williams	.361	29	36	7	13	17	1	0	1	5	1	0	1	7	0	11	3	3
TOTALS	.272	162	5630	787	1530	2339	314	27	147	739	49	41	48	510	31	1028	93	45
OPP.	.267	162	5548	783	1481	2346	327	23	164	734	44	57	47	630	23	1091	156	65

1998 ANGELS DESIGNATED HITTERS

PLAYER	AVG	G	AB	R	H	TB	2B	3B	HR	RBI	SH	SF	HP	BB	IBB	SO	SB	CS
Baughman	.000	1	0	0	0	0	0	0	0	0	1	0	0	0	0	0	0	1
Bolick	.167	9	18	2	3	5	2	0	0	1	0	0	0	5	0	3	0	0
Erstad	.556	2	9	2	5	11	0	0	2	2	0	0	0	0	0	1	0	0
Fielder	.248	31	109	15	27	47	6	1	4	20	0	0	1	20	0	35	0	0
Garcia	.000	3	0	1	0	0	0	0	0	0	0	0	0	0	0	0	0	0
Greene	.000	4	9	0	0	0	0	0	0	0	0	0	0	2	0	0	0	0
Hollins	.333	2	6	1	2	2	0	0	0	0	0	0	0	0	0	1	0	0
Johnson	.000	2	4	0	0	0	0	0	0	0	0	0	0	0	0	1	0	0
Martin	.333	10	3	2	1	1	0	0	0	1	0	0	0	0	0	0	0	0
Mashore	.000	7	0	2	0	0	0	0	0	0	0	0	0	0	0	0	0	0
Nevin	.333	3	3	0	1	1	0	0	0	0	0	0	2	0	0	1	0	0
Palmeiro	.500	3	2	1	1	2	1	0	0	1	0	0	0	0	0	0	0	0
Salmon	.304	111	398	69	121	207	27	1	19	75	0	10	2	73	5	82	0	1
Shipley	.000	1	0	0	0	0	0	0	0	0	0	0	0	0	0	0	0	0
Walbeck	.500	2	2	0	1	1	0	0	0	0	0	0	0	0	0	1	0	0
Williams	.500	2	2	0	1	1	0	0	0	0	0	0	0	1	0	0	1	0
TOTALS	.288	162	565	95	163	278	36	2	25	100	1	10	5	101	5	128	2	2

1998 ANGELS PITCHING

PITCHER	W-L	ERA	G	GS	CG	SHO	SV	IP	H	R	ER	HR	HB	BB	IB	SO	WP	BK	
Cadaret	1-2	4.14	39	0	0	0	0	1	37	38	17	17	6	3	15	0	37	5	0
Delucia	2-6	4.27	61	0	0	0	3	71.2	56	36	34	10	3	46	5	73	8	1	1
Dickson	10-10	6.05	27	18	0	0	0	122	147	89	82	17	6	41	1	61	6	0	0
Fetters	1-2	5.56	12	0	0	0	0	11.1	14	8	7	2	0	4	0	9	3	0	0
Finley	11-9	3.39	34	34	1	1	0	223.1	210	97	84	20	6	109	1	212	8	0	0
Harris	3-1	4.35	49	0	0	0	0	60	55	32	29	7	2	23	4	34	2	0	0
Hasegawa	8-3	3.14	61	0	0	0	5	97.1	86	37	34	14	2	32	2	73	5	2	0
Hill	9-6	4.98	19	19	0	0	0	103	123	60	57	6	3	47	0	57	3	0	0
Holtz	2-2	4.75	53	0	0	0	1	30.1	33	16	16	0	1	15	1	29	4	0	0
James	0-0	1.93	11	0	0	0	0	14	10	3	3	0	0	7	0	12	0	0	0
Juden	1-3	6.75	8	6	0	0	0	40	33	32	30	7	2	18	0	39	4	0	0
McDowell	5-3	5.09	14	14	0	0	0	76	96	45	43	11	1	19	1	45	2	0	0
Olivares	9-9	4.03	37	26	1	0	0	183	189	92	82	19	5	91	1	112	5	0	0
Percival	2-7	3.65	67	0	0	0	42	66.2	45	31	27	5	3	37	4	87	3	0	0
Robertson	0-0	15.88	0	0	0	0	0	5.2	11	11	10	3	0	2	0	3	0	0	0
Sparks	9-4	4.34	25	20	0	0	0	128.2	130	66	62	14	5	58	0	90	6	0	0
Washburn	6-3	4.62	15	11	0	0	0	74	70	40	38	11	3	27	1	48	0	0	0
Watson	6-7	6.04	28	14	1	0	0	92.1	122	67	62	12	3	34	0	64	6	1	0
Wilson	0-0	3.52	15	0	0	0	0	7.2	4	3	0	0	1	5	2	6	0	0	0
TOTALS	85-77	4.49	162	162	3	5	52	1444	1481	783	720	164	47	630	23	1	91	70	4
OPP.	77-85	4.48	162	162	9	6	31	1437.2	1530	787	716	147	48	510	31	1	28	55	3

WIN STREAK: 9, May 31-June 9

LOSING STREAK: 6, July 1-9

CLUB HISTORY



YEAR-BY-YEAR STATISTICAL REVIEW

1999 ANGELS BATTING

PLAYER	AVG	G	AB	R	H	TB	2B	3B	HR	RBI	SH	SF	HP	BB	IBB	SO	SB	CS
Anderson,G	.303	157	620	88	188	291	36	2	21	80	0	6	0	34	8	81	3	4
Belcher,T	.200	24	5	0	1	2	1	0	0	0	0	0	0	0	0	2	0	0
Colangelo,M	.500	1	2	0	1	1	0	0	0	0	0	0	0	1	0	0	0	0
Davanon,J	.200	7	20	4	4	9	0	1	1	4	0	0	0	2	0	7	0	1
Decker,S	.238	28	63	5	15	21	6	0	0	5	1	1	1	13	0	9	0	0
Disarcina,G	.229	81	271	32	62	74	7	1	1	29	9	1	2	15	0	32	2	2
Durrington,T	.180	43	122	14	22	24	2	0	0	2	5	0	0	9	0	28	4	3
Edmonds,J	.250	55	204	34	51	87	17	2	5	23	0	1	0	28	0	45	5	4
Erstad,D	.253	142	585	84	148	219	22	5	13	53	2	3	1	47	3	101	13	7
Finley,C	.000	33	4	0	0	0	0	0	0	0	1	0	0	0	0	3	0	0
Glaus,T	.240	154	551	85	132	248	29	0	29	79	0	3	6	71	1	143	5	1
Greene,T	.243	97	321	36	78	140	20	0	14	42	0	2	3	12	0	63	1	4
Hemphill,B	.143	12	21	3	3	3	0	0	0	2	1	0	4	0	4	0	0	0
Hill,K	.000	26	3	0	0	0	0	0	0	0	0	0	0	0	0	0	0	0
Huson,J	.262	97	225	21	59	68	7	1	0	18	1	3	0	16	0	27	10	1
Luke,M	.300	18	30	4	9	18	0	0	3	6	0	0	0	2	0	10	0	0
Malina,B	.257	31	101	8	26	34	5	0	1	10	0	0	2	6	0	6	0	1
O'Brien,C	.097	27	62	3	6	9	0	0	0	1	4	1	2	1	0	12	0	0
Olivero,O	.333	20	6	0	2	3	1	0	0	1	0	0	0	0	0	1	0	0
Palmeiro,O	.278	109	317	46	88	105	12	1	1	23	6	3	6	39	1	30	5	5
Pritchett,C	.156	20	45	3	7	11	1	0	1	2	1	1	0	2	0	9	1	1
Salmon,T	.266	98	353	60	94	173	24	2	17	69	0	6	0	63	2	82	4	1
Sheets,A	.197	87	244	22	48	67	10	0	3	29	6	5	0	14	0	59	1	2
Shivestri,D	.091	3	11	0	1	2	1	0	0	1	0	0	0	0	0	1	0	0
Sparks,S	.333	29	3	0	1	2	1	0	0	2	0	0	0	0	0	1	0	0
Unroe,T	.241	27	54	5	13	18	2	0	1	6	0	0	1	4	0	16	0	0
Vaughn,M	.281	139	524	63	147	266	20	0	33	108	0	3	11	54	7	127	0	0
Velarde,R	.306	95	376	57	115	165	15	4	9	48	2	0	4	43	1	56	13	4
Walbeck,M	.240	107	288	26	69	88	8	1	3	22	3	1	3	26	1	46	2	3
Williams,R	.222	30	63	8	14	22	1	2	1	6	1	1	1	5	0	21	2	1
TOTALS	.256	162	5494	711	1404	2170	248	22	158	673	41	42	43	511	24	1022	71	45
OPP.	.269	162	5477	826	1472	2338	285	25	177	787	36	65	56	624	17	1477	103	62

1999 ANGELS DESIGNATED HITTERS

PLAYER	AVG	G	AB	R	H	TB	2B	3B	HR	RBI	SH	SF	HP	BB	IBB	SO	SB	CS
Anderson,G	.500	4	16	1	8	10	2	0	0	1	0	0	0	2	0	1	0	0
Davanon,J	.000	2	3	1	0	0	0	0	0	0	0	0	0	0	0	3	0	0
Decker,S	.143	3	7	0	1	1	0	0	0	0	0	0	0	1	0	2	0	0
Durrington,T	.000	1	0	0	0	0	0	0	0	0	0	0	0	0	0	0	0	0
Edmonds,J	.250	9	36	6	9	13	4	0	0	3	0	0	0	2	0	8	3	0
Erstad,D	.000	2	8	0	0	0	0	0	0	0	0	0	0	1	0	2	1	0
Glaus,T	.000	1	4	1	0	0	0	0	0	0	0	0	0	1	0	0	0	0
Greene,T	.236	44	161	18	38	69	10	0	7	25	0	1	1	6	0	33	0	0
Huson,J	.273	7	11	2	3	4	1	0	0	4	0	0	0	0	0	4	0	0
Palmeiro,O	.303	10	33	1	10	11	1	0	0	2	1	0	1	5	0	1	1	1
Pritchett,C	.167	5	12	0	2	2	0	0	0	0	0	0	0	1	0	1	0	0
Salmon,T	.042	7	24	3	1	4	0	0	1	5	0	0	0	7	0	6	0	0
Unroe,T	.222	8	9	1	2	2	0	0	0	1	0	0	1	0	0	2	0	0
Vaughn,M	.292	67	260	31	76	150	11	0	21	64	0	1	4	24	4	53	0	0
Walbeck,M	.500	1	2	1	1	0	0	0	0	0	0	0	0	1	0	0	0	0
Williams,R	.250	3	4	0	1	1	0	0	0	1	0	0	0	0	0	2	0	0
TOTALS	.258	162	590	66	152	268	29	0	29	106	1	2	7	51	4	118	5	1

1999 ANGELS PITCHING

PITCHER	W-L	ERA	G	GS	CG	SHO	SV	IP	H	R	ER	HR	HB	BB	IBB	SO	WP	BK
Alvarez,J	0-1	3.00	8	0	0	0	0	3	1	1	0	0	4	0	4	1	0	
Belcher,T	6-8	6.73	24	24	0	0	0	132.1	168	104	99	27	5	46	0	52	7	1
Cooper,B	1-1	4.88	5	5	0	0	0	27.2	23	15	15	3	4	18	0	15	0	0
Finley,C	12-11	4.43	33	33	1	0	0	213.1	197	117	105	23	8	94	2	200	15	0
Fyhrle,M	0-4	5.05	16	7	0	0	0	51.2	61	32	29	8	0	21	1	26	0	0
Hasegawa,S	4-6	4.91	64	1	0	0	2	77	80	45	42	14	2	34	2	76	4	0
Hill,K	4-11	4.77	26	22	0	0	0	128.1	129	72	68	14	4	76	1	76	5	0
Holtz,M	2-3	8.06	28	0	0	0	0	22.1	26	20	20	3	2	15	1	17	3	0
Levine,A	1-1	3.39	50	1	0	0	0	85	76	40	32	13	3	29	2	37	3	0
Magnante,M	5-2	3.38	53	0	0	0	0	69.1	68	30	26	2	3	29	4	44	3	1
McDowell,J	0-4	8.05	4	4	0	0	0	19	31	17	17	4	2	5	0	12	0	0
Mintz,S	0-0	3.60	3	0	0	0	0	5	8	2	2	1	0	2	0	2	0	0
Olivero,O	8-9	4.05	20	20	3	0	0	131	135	62	59	11	6	49	0	49	4	0
Ortiz,R	2-3	6.52	9	9	0	0	0	48.1	50	35	35	7	2	25	0	44	2	2
Percival,T	4-6	3.79	60	0	0	0	1	57	38	24	24	9	3	22	0	58	3	0
Petkovsek,M	10-4	3.47	64	0	0	0	1	83	85	37	32	6	2	21	2	43	3	1
Pote,L	1-1	2.15	20	0	0	0	0	29.1	23	9	7	1	0	12	1	20	1	0
Schoeneweis,S	1-1	5.49	31	0	0	0	0	39.1	47	27	24	4	0	14	1	22	1	0
Sparks,S	5-11	5.42	28	26	0	0	0	147.2	165	101	89	21	9	82	0	73	8	0
Washburn,J	4-5	5.25	16	10	0	0	0	61.2	61	36	36	6	1	26	0	39	2	0
TOTALS	70-92	4.79	162	162	4	7	37	1431.1	1472	826	762	177	56	624	17	877	65	5
OPP.	92-70	4.06	162	162	14	11	50	1441.1	1404	711	650	158	43	511	24	1022	41	5

WIN STREAK: 5, Sept. 12-15; Sept. 29-Oct. 3

LOSING STREAK: 11, July 16-26

YEAR-BY-YEAR STATISTICAL REVIEW

2000 ANGELS BATTING

PLAYER	AVG	G	AB	R	H	TB	2B	3B	HR	RBI	SH	SF	HP	BB	IBB	SO	SB	CS
Anderson,G	.286	159	647	92	185	336	40	3	35	117	1	9	0	24	5	87	7	6
Baughman,J	.227	16	22	4	5	7	2	0	0	0	0	0	0	1	0	2	3	0
Bottenfield,K	.667	21	3	1	2	2	0	0	0	0	0	0	0	0	0	1	0	0
Clemente,E	.218	46	78	4	17	19	2	0	0	5	1	0	1	0	0	27	0	1
Cooper,B	.000	15	4	0	0	0	0	0	0	0	0	0	0	0	0	3	0	0
Disarcina,G	.395	12	38	6	15	20	2	0	1	11	2	0	1	1	0	3	0	1
Durrington,T	.000	4	3	0	0	0	0	0	0	0	0	0	0	0	0	0	0	0
Erstad,D	.355	157	676★	121	240★	366	39	6	25	100	2	4	1	64	9	82	28	8
Etherton,S	.000	11	2	1	0	0	0	0	0	0	0	0	0	1	0	0	0	0
Gant,R	.232	34	82	15	19	42	3	1	6	16	0	1	0	20	0	18	1	2
Gil,B	.239	110	301	28	72	106	14	1	6	23	5	2	5	30	0	59	10	6
Glaus,T	.284	159	563	120	160	340	37	1	47★	102	0	1	2	112	6	163	14	11
Hasegawa,S	.000	66	1	0	0	0	0	0	0	0	0	0	0	0	0	0	0	0
Hill,K	.333	16	3	0	1	1	0	0	0	0	1	0	0	0	0	0	0	0
Johnson,K	.500	6	4	2	2	2	0	0	0	0	1	0	0	2	0	0	0	0
Kennedy,A	.266	156	598	82	159	241	33	11	9	72	8	4	3	28	5	73	22	8
Luolo,K	.333	6	18	3	6	6	0	0	0	0	0	0	0	1	0	1	0	0
Molina,B	.281	130	473	59	133	199	20	2	14	71	4	7	6	23	0	33	1	0
Palmeiro,D	.300	108	243	38	73	97	20	2	0	25	10	3	2	38	0	20	4	1
Salmon,T	.290	158	568	108	165	307	36	2	34	97	0	2	6	104	5	139	0	2
Schoeneweis,S	.333	27	3	0	1	1	0	0	0	3	1	0	0	0	0	0	0	0
Spiezo,S	.242	123	297	47	72	138	11	2	17	49	1	4	3	40	2	56	1	2
Stocker,K	.197	70	229	21	45	64	13	3	0	16	8	1	2	32	0	54	0	3
Vaughn,M	.272	161	614	93	167	306	31	0	36	117	0	5	14	79	11	181★	2	0
Walbeck,M	.199	47	146	17	29	52	5	0	6	12	1	0	1	7	0	22	0	1
Washburn,J	.333	14	3	0	1	1	0	0	0	2	2	0	0	1	0	0	0	0
Wooten,S	.556	7	9	2	5	6	1	0	0	1	0	0	0	0	0	0	0	0
TOTALS	.280	162	5628	864	1574	2659	309	34	236	837	47	43	47	608	43	1024	93	52
OPP.	.273	162	5609	869	1534	2540	276	23	228	831	40	53	36	662	44	846	101	56

2000 ANGELS DESIGNATED HITTERS

PLAYER	AVG	G	AB	R	H	TB	2B	3B	HR	RBI	SH	SF	HP	BB	IBB	SO	SB	CS
Anderson,G	.300	10	40	4	12	20	2	0	2	10	0	0	0	1	0	5	0	0
Baughman,J	.000	4	2	1	0	0	0	0	0	0	0	0	0	0	0	0	1	0
Erstad,D	.407	20	91	19	37	56	4	0	5	18	0	0	0	6	1	8	5	2
Palmeiro,D	.180	19	50	4	9	9	0	0	0	4	1	0	1	5	0	3	0	0
Salmon,T	.287	33	115	23	33	55	7	0	5	15	0	0	2	28	0	18	0	0
Spiezo,S	.224	50	161	19	36	61	7	0	6	16	0	1	3	27	2	27	1	1
Vaughn,M	.260	14	50	9	13	23	4	0	2	9	0	0	1	7	0	17	0	0
Walbeck,M	.000	1	2	0	0	0	0	0	0	0	0	0	0	0	0	1	0	0
TOTALS	.275	144	578	93	159	264	27	0	26	81	1	1	7	86	3	96	8	5

2000 ANGELS PITCHING

PITCHER	W	L	ERA	G	GS	CG	SHO	GF	SV	IP	H	R	ER	HR	HB	BB	IBB	SO	WP	BK	AVG
Alvarez,J	0	0	13.50	11	0	0	0	3	0	6	14	9	9	3	0	7	1	2	1	0	.467
Belcher,T	4	5	6.86	9	9	1	0	0	0	40.2	45	31	31	8	2	22	1	22	1	1	.281
Bottenfield,K	7	8	5.71	21	21	0	0	0	0	127.2	144	82	81	25	3	56	4	75	1	0	.285
Cooper,B	4	8	5.90	15	15	1	1	0	0	87	105	66	57	18	2	35	1	36	1	0	.300
Dickson,J	2	2	6.11	6	6	0	0	0	0	28	39	20	19	5	1	7	0	18	0	0	.336
Etherton,S	5	1	5.52	11	11	0	0	0	0	60.1	68	38	37	16	1	22	0	32	2	0	.278
Fyhrie,M	0	0	2.39	32	0	0	0	7	0	52.2	54	14	14	4	0	15	4	43	0	0	.269
Hasegawa,S	10	6	3.57	66	0	0	0	26	9	95.2	100	43	38	11	2	38	6	59	2	1	.270
Hill,K	5	7	6.52	16	16	0	0	0	0	78.2	102	59	57	16	2	53	1	50	6	0	.323
Hinchliffe,B	0	0	5.40	2	0	0	0	0	0	1.2	1	1	1	0	0	1	0	0	0	0	.167
Holtz,M	3	3	5.05	61	0	0	0	6	0	41	37	26	23	4	2	18	2	40	1	0	.248
Karl,S	2	2	6.65	6	4	0	0	0	0	21.2	31	21	16	2	0	12	0	9	2	0	.337
Levine,A	3	4	3.87	51	5	0	0	12	2	95.1	98	44	41	10	2	49	5	42	1	0	.266
Mercker,K	1	3	6.52	21	7	0	0	2	0	48.1	57	35	35	12	2	29	3	30	2	0	.300
Ortiz,R	8	6	5.09	18	2	0	0	0	0	111.1	96	69	63	18	2	55	0	73	7	4	.236
Percival,T	5	5	4.50	54	0	0	0	45	32	50	42	27	25	7	2	30	4	49	1	0	.228
Petkovsek,M	4	2	4.22	64	1	0	0	21	2	81	86	39	38	8	3	23	6	31	3	0	.277
Pote,L	1	1	3.40	32	1	0	0	12	1	50.1	52	23	19	4	0	17	1	44	3	0	.267
Schoeneweis,S	7	10	5.45	27	27	1	1	0	0	170	183	112	103	21	6	67	2	78	4	3	.276
Turnbow,T	0	0	4.74	24	1	0	0	16	0	38	36	21	20	7	2	36	0	25	3	1	.254
Ward,B	0	0	5.63	7	0	0	0	2	0	8	8	6	5	1	0	2	0	3	2	0	.235
Washburn,J	7	2	3.74	14	14	0	0	0	0	84.1	64	38	35	16	1	37	0	49	1	0	.215
Weaver,E	0	2	6.87	17	0	0	0	4	0	18.1	20	16	14	5	0	16	1	8	1	0	.267
Weber,B	1	0	1.84	10	0	0	0	1	0	14.2	12	6	3	0	0	2	1	8	1	0	.214
Wise,M	3	3	5.54	8	8	0	0	0	0	37.1	40	23	23	7	1	13	1	20	1	0	.272
TOTALS	82	80	5.00	162	162	5	3	157	46	1448.0	1534	869	805	228	36	662	44	846	47	10	.273
OPP.	80	82	5.11	162	162	10	5	152	33	1445.1	1574	864	820	236	47	608	43	1024	45	2	.280

WIN STREAK: 4, July 6-9; Sept. 12-16

LOSING STREAK: 6, Aug. 30-Sept. 5

YEAR-BY-YEAR STATISTICAL REVIEW

2001 ANGELS BATTING

PLAYER	AVG	G	AB	R	H	TB	2B	3B	HR	RBI	SH	SF	HP	BB	IBB	SO	SB	CS
Anderson, G	.289	161	672	83	194	321	39	2	28	123	0	5	0	27	4	100	13	6
Barnes, L	.100	14	40	2	4	7	0	0	1	2	0	0	0	1	0	9	0	0
Burke, J	.200	5	5	1	1	1	0	0	0	0	0	0	0	0	0	2	0	0
Davanon, J	.193	34	88	7	17	36	2	1	5	9	0	1	0	11	0	29	1	3
RIGHT	.280	25	75	7	13	0	0	2	2	2	0	0	0	4	0	9		
LEFT	.159	63	10	23	2	1	3	7	0	1	0	1	0	7	0	20		
Eckstein, D	.285	148	582	82	166	208	26	2	4	41	16*	2	21*	43	0	60	29	4
Erstad, D	.258	157	631	89	163	227	35	1	9	63	1	7	10	62	7	113	24	10
Fabregas, J	.223	47	148	9	33	47	4	2	2	16	4	2	0	3	0	15	0	0
Fernandez, J	.080	11	25	1	2	3	1	0	0	0	0	0	0	2	0	10	0	1
Gil, B	.296	92	260	33	77	124	15	4	8	39	2	2	0	14	0	57	3	4
Glaus, T	.250	161	588	100	147	312	38	2	41	108	0	7	6	107	7	158	10	3
Hill, G	.136	16	66	4	9	12	0	0	1	2	0	0	0	0	0	20	0	0
Holtz, M	.000	1	0	0	0	0	0	0	0	0	0	0	0	0	0	0	0	0
Joyner, W	.243	51	148	14	36	52	5	1	3	14	0	0	0	13	0	18	1	1
Kennedy, A	.270	136	478	48	129	178	25	3	6	40	7	9	11	27	3	71	12	7
Molina, B	.262	96	325	31	85	114	11	0	6	40	2	4	8	16	3	51	0	1
Molina, J	.270	13	37	8	10	19	3	0	2	4	2	0	0	3	0	8	0	0
Nieves, J	.245	23	53	5	13	24	3	1	2	3	2	0	2	2	0	20	0	1
Ortiz, R	.000	2	7	0	0	0	0	0	0	0	0	0	0	0	0	2	0	0
Palmeiro, O	.243	95	230	29	56	74	10	1	2	23	7	5	3	25	2	24	6	6
Rapp, P	.000	2	5	0	0	0	0	0	0	0	0	0	0	0	0	2	0	0
Salmon, T	.227	137	475	63	108	182	21	1	17	49	0	2	8	96	4	121	9	3
Schoeneweis, S	.000	1	0	0	0	0	0	0	0	0	0	0	0	2	0	0	0	0
Spiezio, S	.271	137	457	57	124	200	29	4	13	54	3	4	5	34	4	65	5	2
RIGHT	.239	109	26	34	8	0	0	0	6	2	0	2	11	0	22			
LEFT	.282	348	98	166	21	4	13	48	1	4	3	23	4	43				
Valdes, I	.200	2	5	0	1	1	0	0	0	0	0	0	0	0	0	2	1	0
Washburn, J	.600	2	5	1	3	3	0	0	0	0	0	0	0	1	0	2	0	0
Weber, B	.000	1	0	0	0	0	0	0	0	0	0	0	0	0	0	0	0	0
Wooten, W	.312	73	221	24	69	103	8	1	8	32	0	3	3	5	0	42	2	0
PITCHERS	.182	162	22	1	4	4	0	0	0	0	0	0	0	3	0	8	1	0
TOTALS	.261	162	5551	691	1447	2248	275	26	158	662	46	53	77	494	34	1001	116	52
OPP.	.263	162	5529	730	1452	2279	285	19	168	697	37	39	64	525	47	947	109	59

2001 ANGELS DESIGNATED HITTERS

PLAYER	AVG	G	AB	R	H	TB	2B	3B	HR	RBI	SH	SF	HP	BB	IBB	SO	SB	CS
Anderson, G	.300	10	40	4	12	20	2	0	2	10	0	0	0	1	0	5	0	0
Baughman, J	.000	4	2	1	0	0	0	0	0	0	0	0	0	0	0	1	0	0
Erstad, D	.407	20	91	19	37	56	4	0	5	18	0	0	0	6	1	8	5	2
Palmeiro, O	.180	19	50	4	9	9	0	0	4	1	0	1	0	1	5	0	3	0
Salmon, T	.287	33	115	23	33	55	7	0	5	15	0	0	2	28	0	18	0	0
Spiezio, S	.224	50	161	19	36	61	7	0	6	16	0	1	3	27	2	27	1	1
Vaughn, M	.260	14	50	9	13	23	4	0	2	9	0	0	1	7	0	17	0	0
Walbeck, M	.000	1	2	0	0	0	0	0	0	0	0	0	0	0	0	1	0	0
TOTALS	.275	144	578	93	159	264	27	0	26	81	1	1	7	86	3	96	8	5

2001 ANGELS PITCHING

PITCHER	W	L	ERA	G	GS	CG	SHO	GF	SV	IP	H	R	ER	HR	HB	BB	IB	SO	WP	BK	AVG	OPP
Borland, T	0	1	10.80	2	0	0	0	1	0	3.1	8	5	4	1	0	1	0	0	0	0	.471	
Cooper, B	0	1	2.63	7	1	0	0	5	0	13.2	10	5	4	2	0	4	0	7	0	0	.200	
Green, S	0	0	3.00	1	1	0	0	0	0	6	4	2	2	0	0	6	0	4	2	0	.190	
Hasegawa, S	5	6	4.04	46	0	0	0	10	0	55.2	52	28	25	5	2	20	5	41	2	0	.248	
Holtz, M	1	2	4.86	63	0	0	0	11	0	37	40	24	20	5	2	15	4	38	5	0	.274	
Levine, A	8	10	2.38	64	1	0	0	21	2	75.2	71	25	20	7	2	28	4	40	6	0	.257	
Lukasiewicz, M	0	2	6.04	24	0	0	0	11	0	22.1	21	17	15	6	2	9	2	25	2	0	.247	
Mladich, J	0	0	4.50	11	0	0	0	4	0	10	6	5	5	2	0	8	0	11	1	0	.182	
Ortiz, R	13	11	4.36	32	32	2	0	0	0	208.2	223	114	101	25	12	76	6	135	7	0	.274	
Percival, T	4	2	2.65	57	0	0	0	50	39	57.2	39	19	17	3	2	18	1	71	2	0	.187	
Pote, L	2	0	4.15	44	1	0	0	15	2	86.2	88	41	40	11	3	32	5	66	3	0	.258	
Rapp, P	5	12	4.76	31	28	1	0	1	0	170	169	96	90	20	2	71	2	82	4	0	.261	
Schoeneweis, S	10	11	5.08	32	32	1	0	0	0	205.1	227	122	116	21	14	77	2	104	4	1	.281	
Shields, R	0	0	0.00	8	0	0	0	6	0	11	8	1	0	0	1	7	0	7	2	0	.200	
Valdes, I	9	13	4.45	27	27	1	0	0	0	163.2	177	82	81	20	8	50	3	100	3	0	.277	
Washburn, J	11	10	3.77	30	30	1	0	0	0	193.1	196	89	81	25	7	54	4	126	3	0	.263	
Weber, B	6	2	3.42	56	0	0	0	19	0	68.1	66	28	26	4	5	31	8	40	0	0	.251	
Wise, M	1	4	4.38	11	9	0	0	2	0	49.1	47	27	24	11	2	18	1	50	0	0	.250	
TOTALS	75	87	4.20	162	162	6	11	156	43	1437.2	1452	730	671	168	64	525	47	947	46	2	.263	
OPP.	87	75	3.96	162	162	9	12	153	46	1444	1447	691	636	158	77	494	34	1001	58	4	.261	

WIN STREAK: 6, July 16-22

LOSING STREAK: 7, June 28-July 4; Sept. 21-28; Sept. 30-Oct. 7



YEAR-BY-YEAR STATISTICAL REVIEW

2002 ANGELS BATTING

PLAYER	AVG	G	AB	R	H	TB	2B	3B	HR	RBI	SH	SF	HP	BB	IBB	SO	SB	CS
Amezaga, A	.538	12	13	3	7	9	2	0	0	2	0	0	0	0	0	1	1	0
Anderson, G	.306	158	638	93	195	344	56★	3	29	123	0	10	0	30	11	80	6	4
Appier, K	.000	32	2	0	0	0	0	0	0	0	2	0	0	0	0	2	0	0
Bellinger, C	.000	2	1	0	0	0	0	0	0	0	0	0	0	0	0	1	0	0
Davanon, J	.167	16	30	3	5	11	3	0	1	4	1	0	0	2	0	6	1	0
RIGHT	.091		11		1	2		1	0	0		0	0	1		0		4
LEFT	.211		19		4	9		2	0	1		4	1	0		0		2
Eckstein, D	.293	152	608	107	178	236	22	6	8	63	14★	8	27★	45	0	44	21	13
Erstad, D	.283	150	625	99	177	243	28	4	10	73	5	4	2	27	4	67	23	3
Fabregas, J	.193	35	88	8	17	18	1	0	0	8	2	0	0	6	1	6	0	0
Fasano, S	.000	2	1	0	0	0	0	0	0	0	0	0	0	0	0	1	0	0
Figgins, C	.167	15	12	6	2	3	1	0	0	1	0	0	0	0	0	5	2	1
RIGHT	.125		8		1	2		1	0	0		0	0	0		0		4
LEFT	.250		4		1	1		0	0	1		0	0	0		0		1
Fullmer, B	.289	130	429	75	124	228	35	6	19	59	0	3	15	32	6	44	10	3
Gil, B	.285	61	130	11	37	56	8	1	3	20	2	2	0	5	0	33	2	1
Glaus, T	.250	156	569	99	142	258	24	1	30	111	0	8	6	88	4	144	10	3
Kennedy, A	.312	144	474	65	148	213	32	6	7	52	5	4	7	19	1	80	17	4
Molina, B	.245	122	428	34	105	138	18	0	5	47	6	6	4	15	3	34	0	0
Molina, J	.271	29	70	5	19	22	3	0	0	5	4	2	0	5	0	15	0	2
Nieves, J	.289	45	97	17	28	30	2	0	0	6	1	0	0	2	0	14	1	1
Ochoa, A	.277	37	65	8	18	31	7	0	2	10	0	0	0	10	0	5	2	2
Ortiz, R	.000	32	7	0	0	0	0	0	0	0	0	0	0	0	0	3	0	0
Palmeiro, O	.300	110	263	35	79	93	12	1	0	31	4	3	0	30	1	22	7	2
Ramirez, J	.281	29	32	6	9	14	0	1	1	7	0	0	1	2	0	14	0	2
Salmon, T	.286	138	463	84	138	243	37	1	22	88	0	7	7	71	3	102	6	3
Schoeneweis, S	.000	54	2	0	0	0	0	0	0	0	0	0	0	0	0	2	0	0
Sete, A	.500	26	2	0	1	1	0	0	0	0	0	0	0	0	0	1	0	0
Spiezio, S	.285	153	491	80	140	214	34	2	12	82	3	6	4	67	7	52	6	7
RIGHT	.368		152		56	82		8	0	6		35	2	4		24		0
LEFT	.248		339		84	132		26	2	6		47	1	2		3		16
Washburn, J	.200	32	5	0	1	1	0	0	0	0	0	0	0	0	0	3	0	0
Wooten, W	.292	49	113	13	33	50	8	0	3	19	0	1	1	6	1	24	2	0
PITCHERS	.111	162	18	0	2	2	0	0	0	2	0	0	0	0	0	11	0	0
TOTALS	.282	162	5678	851	1603	2456	333	32	152	811	49	64	74	462	42	805	117	51
OPP.	.247	162	5453	644	1345	2138	248	19	169	609	27	59	49	509	24	999	78	51

2002 ANGELS DESIGNATED HITTERS

PLAYER	AVG	G	AB	R	H	TB	2B	3B	HR	RBI	SH	SF	HP	BB	IBB	SO	SB	CS
Anderson, G	.317	10	41	2	13	19	3	0	1	6	0	0	0	2	0	1	0	0
DaVanzo, J	.250	4	4	1	1	2	1	0	0	0	1	0	0	0	0	0	1	0
Eckstein, D	.308	3	13	3	4	5	1	0	0	2	0	0	0	1	0	1	1	0
Erstad, D	.188	4	16	0	3	4	1	0	0	1	1	0	0	1	0	2	1	0
Fullmer, B	.277	93	328	54	91	166	27	6	12	48	0	3	11	22	2	34	7	2
Gil, B	.438	10	16	3	7	16	1	1	2	6	0	0	0	1	0	4	0	0
Kennedy, A	.200	1	5	1	1	1	0	0	0	0	0	0	0	0	0	0	0	0
Palmeiro, O	.625	6	8	1	5	5	0	0	0	2	0	0	0	1	0	1	0	0
Salmon, T	.256	25	82	18	21	43	7	0	5	11	0	0	2	14	0	20	1	1
Wooten, S	.236	26	72	8	17	28	2	0	3	9	0	1	1	4	1	15	1	0
TOTALS	.279		585	91	163	289	43	7	23	85	2	4	14	66	3	78	12	3

2002 ANGELS PITCHING

PITCHER	W	L	ERA	G	GS	CG	GF	SV	SHO	IP	H	R	ER	HR	HB	BB	IB	SO	WP	BK	AVG	OPP
Appier, K	14	12	3.92	32	32	0	0	0	0	188.1	191	89	82	23	7	64	2	132	7	0	.267	
Callaway, M	2	1	4.19	6	6	0	0	0	0	34.1	31	20	16	4	3	11	0	23	2	0	.235	
Cook, D	1	1	3.38	37	0	0	5	0	0	24	21	9	9	2	1	10	0	13	0	0	.241	
Donnelly, B	1	1	2.17	46	0	0	11	1	0	49.2	32	13	12	2	2	19	3	54	1	0	.184	
Lackey, J	9	4	3.66	18	18	1	0	0	0	108.1	113	52	44	10	4	33	0	69	7	2	.267	
Levine, A	4	4	4.24	52	0	0	21	5	0	63.2	61	35	30	8	2	34	3	40	2	0	.253	
Lukasiewicz, M	2	0	3.86	17	0	0	4	0	0	14	17	6	6	0	0	0	15	0	0	0	.298	
Ortiz, R	15	9	3.77	32	32	4	0	0	1	217.1	188	97	91	40★	5	68	0	162	7	3	.230	
Percival, T	4	1	1.92	58	0	0	50	40	0	56.1	38	12	12	5	0	25	1	68	5	0	.188	
Pote, L	0	2	3.22	31	0	0	13	0	0	50.1	33	20	18	7	3	26	2	32	3	0	.194	
Rodriguez, F	0	0	0.00	5	0	0	4	0	0	5.2	3	0	0	0	0	1	2	1	3	0	.167	
Schoeneweis, S	9	8	4.88	54	15	0	4	1	0	118	119	68	64	17	5	49	4	65	1	1	.264	
Sete, A	8	9	4.89	26	26	1	0	0	1	160	190	92	87	21	7	49	2	82	5	0	.299	
Shields, S	5	3	2.20	29	1	0	13	0	0	49	31	13	12	4	1	21	1	30	3	0	.188	
Wall, D	0	0	6.43	17	0	0	8	0	0	21	17	15	15	3	1	7	1	13	2	0	.221	
Washburn, J	18	6	3.15	32	32	1	0	0	0	206	183	75	72	19	3	59	1	139	5	1	.235	
Weber, B	7	2	2.54	63	0	0	16	7	0	78	70	25	22	4	3	22	3	43	2	0	.249	
Wise, M	0	0	3.24	7	0	0	6	0	0	8.1	7	3	3	0	1	1	0	0	0	0	.233	
TOTALS	99	63	3.69	162	162	0	7	155	54	14	1452.1	1345	644	595	169	49	509	24	999	52	7	.247
OPP.	63	99	4.77	162	162	0	8	154	36	8	1437	1603	851	762	152	74	462	42	805	55	11	.282

WIN STREAK: 10, Aug. 29-Sept. 8

LOSING STREAK: 6, April 8-13

CLUB HISTORY



YEAR-BY-YEAR STATISTICAL REVIEW

2003 ANGELS BATTING

PLAYER	AVG	G	AB	R	H	TB	2B	3B	HR	RBI	SH	SF	HP	BB	IBB	SO	SB	CS
Amezaga,A	.210	37	105	15	22	35	3	2	2	7	5	0	1	9	0	23	2	2
Anderson,G	.315	159	638	80	201	345	49*	4	29	116	0	4	0	31	10	83	6	3
Davanon,J	.282	123	330	56	93	147	16	1	12	43	4	5	1	42	0	59	17	5
RIGHT	.342		38		13	22	3	0	2	7	0	0	0	8	0	12		
LEFT	.274		292		80	125	13	1	10	36	4	5	1	34	0	47		
Delgado,W	.320	19	50	4	16	16	0	0	0	4	0	0	0	8	0	8	0	0
RIGHT	.182		11		2	2	0	0	0	0	0	0	0	2	0	2		
LEFT	.359		39		14	14	0	0	0	4	0	0	0	6	0	6		
Durrington,T	.143	12	14	5	2	2	0	0	0	1	0	0	0	3	0	0	1	1
Eckstein,D	.252	120	452	59	114	147	22	1	3	31	10	4	15	36	0	45	16	5
Erstad,D	.252	67	258	35	65	86	7	1	4	17	2	2	4	18	1	40	9	1
Figgins,C	.296	71	240	34	71	88	9	4	0	27	6	4	0	20	0	38	13	7
RIGHT	.281		89		25	33	4	2	0	13	1	1	0	8	0	9		
LEFT	.305		151		46	55	5	2	0	14	5	3	0	12	0	29		
Fullmer,B	.306	63	206	32	63	103	9	2	9	35	0	1	2	26	4	31	5	4
Gil,B	.192	62	125	12	24	34	5	1	1	9	4	2	0	4	1	33	5	1
Glaus,T	.248	91	319	53	79	148	17	2	16	50	0	1	1	46	4	73	7	2
Glorio,T	.158	12	19	1	3	3	0	0	0	2	0	0	1	1	0	8	0	0
Johnson,G	.375	5	8	1	3	4	1	0	0	0	0	0	1	0	1	0	1	0
Kennedy,A	.269	143	449	71	121	179	17	1	13	49	2	5	9	45	4	73	22	9
Molina,B	.281	119	409	37	115	181	24	0	14	71	2	4	2	13	2	31	1	1
Molina,J	.184	53	114	12	21	25	4	0	0	6	4	1	3	1	0	26	0	0
Owens,E	.270	111	241	29	65	74	6	0	1	20	4	1	1	10	0	24	11	8
Quinlan,R	.287	38	94	13	27	35	4	2	0	4	1	0	0	6	0	16	1	2
Ramirez,J	.000	6	2	1	0	0	0	0	0	0	0	0	0	0	0	0	0	0
Riggs,A	.246	24	61	11	15	30	4	1	3	5	2	0	0	9	0	9	3	1
Salmon,T	.275	148	528	78	145	245	35	4	19	72	0	6	10	77	3	93	3	1
Spiezo,S	.265	158	521	69	138	236	36	7	16	83	2	7	5	46	8	66	6	3
RIGHT	.223		148		33	50	6	1	3	22	2	2	2	11	2	22		
LEFT	.282		373		105	186	30	6	13	61	0	5	3	35	6	44		
PITCHERS	.095	162	21	1	2	2	0	0	0	0	1	0	0	0	0	9	0	0
TOTALS	.268	162	5487	736	1473	2265	276	33	150	687	50	50	56	476	42	838	129	61
OPP.	.261	162	5532	743	1444	2328	260	27	190	716	25	42	76	486	38	980	80	48

2003 ANGELS DESIGNATED HITTERS

BATTER	AVG	G	AB	R	H	TB	2B	3B	HR	RBI	SH	SF	HP	BB	IBB	SO	SB	CS
Amezaga,A	.000	1	0	0	0	0	0	0	0	0	0	0	0	0	0	0	0	0
Anderson,G	.361	15	61	7	22	37	3	0	4	17	0	0	0	4	1	7	2	0
Davanon,J	.000	1	0	0	0	0	0	0	0	0	0	0	0	1	0	0	0	0
Durrington,T	.000	2	0	0	0	0	0	0	0	0	0	0	0	0	0	0	0	1
Eckstein,D	.182	3	11	0	2	2	0	0	0	0	0	0	0	1	0	1	2	0
Figgins,C	.000	3	4	0	0	0	0	0	0	0	0	0	0	0	0	1	0	1
Fullmer,B	.277	41	141	19	39	63	6	0	6	26	0	1	1	16	1	24	2	3
Gil,B	.000	2	1	1	0	0	0	0	0	0	0	0	0	0	0	0	0	0
Glaus,T	.286	4	14	3	4	8	1	0	1	4	0	0	0	2	0	3	0	0
Kennedy,A	.000	1	0	0	0	0	0	0	0	0	0	0	0	1	0	0	0	0
Owens,E	.500	3	2	1	1	1	0	0	0	0	0	0	0	0	0	1	0	0
Quinlan,R	.333	3	12	1	4	5	1	0	0	1	0	0	0	0	0	3	0	0
Ramirez,J	.000	1	0	1	0	0	0	0	0	0	1	0	0	0	0	0	0	0
Riggs,A	.000	3	4	0	0	0	0	0	0	0	0	0	0	2	0	0	0	0
Salmon,T	.250	68	248	26	62	102	17	1	7	30	0	3	3	37	2	48	0	0
Wesson,B	.000	1	0	1	0	0	0	0	0	0	0	0	0	0	0	0	0	0
Wooten,W	.171	28	76	5	13	21	2	0	2	8	0	0	0	2	1	11	0	1
TOTALS	.256		574	65	147	239	30	1	20	86	1	4	4	66	5	99	6	6

2003 ANGELS PITCHING

PITCHER	W	L	ERA	G	GS	CG	GF	SHO	SV	IP	H	R	ER	HR	HB	BB	IBB	SO	WP	BK	AVG
Appier,K	7	7	5.63	19	19	0	0	0	0	92.2	105	60	58	17	8	36	4	50	4	1	.279
Bootcheck,C	0	1	9.58	4	1	0	2	0	0	10.1	16	13	11	5	0	6	0	7	0	0	.340
Callaway,M	1	4	6.81	17	4	0	8	0	0	38.1	57	32	29	7	1	16	1	22	0	0	.345
Donnelly,B	2	2	1.58	63	0	0	15	0	3	74.0	55	14	13	2	4	24	1	79	1	0	.200
Glover,G	1	0	5.00	18	0	0	7	0	0	27.0	34	15	15	3	1	8	1	14	1	0	.315
Gregg,K	2	0	3.28	5	3	0	0	0	0	24.2	18	9	9	3	1	8	0	14	0	0	.205
Jones,G	0	0	4.88	18	0	0	7	0	0	27.2	29	15	15	3	2	14	0	28	5	0	.261
Lackey,J	10	16	4.63	33	33	2	0	2	0	204.0	223	117	105	31	10	66	4	151	11	1	.278
Madich,J	0	0	18.00	1	0	0	0	0	0	2.0	5	4	4	0	1	1	0	3	1	0	.500
Ortiz,R	16	13	5.20	32	32	1	0	0	0	180.0	209	121	104	28	12	63	0	94	4	0	.287
Percival,T	0	5	3.47	52	0	0	49	0	33	49.1	33	22	19	7	3	23	1	48	1	0	.184
Rodriguez,F	8	3	3.03	59	0	0	23	0	2	86.0	50	30	29	12	2	35	5	95	7	0	.172
Rodriguez,R	0	0	2.45	3	0	0	2	0	0	3.2	4	1	1	0	0	1	0	3	0	0	.308
Schoenebeil,S	1	1	3.96	39	0	0	12	0	0	38.2	37	19	17	2	3	10	3	29	1	0	.250
Sete,A	7	11	5.77	25	25	0	0	0	0	121.2	135	82	78	17	12	58	1	53	5	0	.284
Shields,S	5	6	2.85	44	13	0	5	0	1	148.1	138	56	47	12	5	38	6	111	4	0	.247
Tumbow,T	2	0	0.59	11	0	0	7	0	0	15.1	7	1	1	0	0	3	0	15	0	0	.140
Washburn,J	10	15	4.43	32	32	2	0	0	0	207.1	205	106	102	34*	11	54	4	118	4	1	.256
Weber,B	5	1	2.69	62	0	0	20	0	0	80.1	84	26	24	7	0	22	7	46	4	0	.275
TOTALS	77	85	4.28	162	162	5	157	9	39	1432.1	1444	743	680	190	76	486	38	980	53	3	.261
OPP.	85	77	4.28	162	162	12	150	12	46	1432.1	1473	736	681	150	56	476	42	838	47	7	.268

WIN STREAK: 5; three times; last, Aug. 13-17

LOSING STREAK: 5; three times; last, Sept. 9-13



YEAR-BY-YEAR STATISTICAL REVIEW

2004 ANGELS BATTING

PLAYER	AVG	G	AB	R	H	TB	2B	3B	HR	RBI	SH	SF	HP	BB	IBB	SO	SB	CS
Amezaga,A	.161	73	93	12	15	23	2	0	2	11	6	0	3	3	0	24	3	2
RIGHT	.200		35		7	10	0	0	1	6	2	0	0	0	0	8		
LEFT	.138		58		8	13	2	0	1	5	4	0	3	3	0	16		
Anderson,G	.301	112	442	57	133	197	20	1	14	75	0	3	1	29	6	75	2	1
Davanon,J	.277	108	285	41	79	119	11	4	7	34	1	5	0	46	2	54	18	3
RIGHT	.136		22		3	3	0	0	0	1	0	0	0	3	0	8		
LEFT	.289		263		76	116	11	4	7	34	0	5	0	43	2	46		
Eckstein,D	.276	142	566	92	156	188	24	1	2	35	14	2	13	42	1	49	16	5
Erstad,D	.295	125	495	79	146	198	29	1	7	69	3	4	4	37	1	74	16	1
Figgins,C	.296	148	577	83	171	242	22	17	5	60	10	2	0	49	0	94	34	13
RIGHT	.314		169		53	71	5	5	1	18	3	0	0	22	0	38		
LEFT	.289		408		118	171	17	12	4	42	7	2	0	27	0	56		
Galarraga,A	.300	7	10	1	3	6	0	0	1	2	0	0	1	0	0	3	0	0
Glaus,T	.251	58	207	47	52	119	11	1	18	42	0	1	3	31	3	52	2	3
Guerrero,V	.337	156	612	124*	206	366*	39	2	39	126	0	8	8	52	14	74	15	3
Guillen,J	.294	148	565	88	166	281	28	3	27	104	0	3	15	37	5	92	5	4
Halter,S	.202	46	114	10	23	40	5	0	4	13	0	0	0	7	0	30	1	1
Kennedy,A	.278	144	468	70	130	190	20	5	10	48	9	2	13	41	7	92	15	5
Kotchman,C	.224	38	116	7	26	32	6	0	0	15	0	1	4	7	3	11	3	0
McPherson,D	.225	16	40	5	9	19	1	0	3	6	0	0	0	3	0	17	1	0
Molina,B	.276	97	337	36	93	136	13	0	10	54	2	4	2	18	1	35	0	1
Molina,J	.261	73	203	26	53	76	10	2	3	25	5	0	0	10	0	52	4	1
Paul,J	.243	46	70	11	17	26	3	0	2	10	3	1	0	7	0	17	2	1
Pride,C	.250	35	40	5	10	13	3	0	0	3	1	0	1	0	0	11	1	0
Quinlan,R	.344	56	160	23	55	84	14	0	5	23	0	1	2	14	0	26	3	1
Riggs,A	.194	16	36	2	7	10	3	0	0	3	0	0	0	1	0	10	1	0
Salmon,T	.253	60	186	15	47	60	7	0	2	23	0	4	2	14	0	41	1	0
Colon,B	.000	34	3	0	0	0	0	0	0	0	0	0	0	0	0	1	0	0
Escobar,K	.000	33	2	0	0	0	0	0	0	0	0	0	0	0	0	0	0	0
Hensley,M	.000	16	1	0	0	0	0	0	0	0	0	0	0	0	0	1	0	0
Lackey,J	.000	33	2	0	0	0	0	0	0	0	0	0	0	0	0	1	0	0
Ortiz,R	.000	34	3	0	0	0	0	0	0	0	0	0	0	0	0	0	0	0
Sele,A	.000	28	1	0	0	0	0	0	0	0	0	0	0	0	0	1	0	0
Shields,S	.000	60	1	0	0	0	0	0	0	0	0	0	0	0	0	1	0	0
Washburn,J	.400	25	5	0	2	2	0	0	0	1	2	0	0	0	0	0	0	0
PITCHERS	.111	162	18	0	2	2	0	0	0	1	2	0	0	0	0	5	0	0
TOTALS	.282	162	5675	836	1603	2435	272	37	162	783	56	41	73	450	43	942	143	46
OPP.	.263	162	5617	734	1476	2330	298	23	170	706	35	47	44	502	27	1164	87	44

2004 ANGELS DESIGNATED HITTERS

BATTER	AVG	G	AB	R	H	TB	2B	3B	HR	RBI	SH	SF	HP	BB	IBB	SO	SB	CS
Salmon,T	.221	39	149	11	33	39	3	0	1	15	0	4	1	12	0	33	1	0
Glaus,T	.241	39	133	31	32	70	5	0	11	22	0	1	2	24	3	34	1	2
Anderson,G	.275	18	69	5	19	27	5	0	1	7	0	0	0	5	3	14	0	0
Davanon,J	.273	19	66	9	18	32	4	2	2	11	0	0	0	8	1	11	2	1
Guerrero,V	.265	13	49	9	13	22	3	0	2	6	0	0	1	4	1	3	1	0
Guillen,J	.270	10	37	7	10	17	1	0	2	7	0	0	2	5	1	5	0	0
Riggs,A	.133	4	15	1	2	3	1	0	0	1	0	0	0	1	0	6	0	0
Quinlan,R	.154	4	13	2	2	2	0	0	0	0	0	0	1	1	0	4	1	0
Molina,B	.167	5	12	1	2	6	1	0	1	1	0	0	0	1	0	7	0	0
Halter,S	.182	3	11	0	2	3	1	0	0	0	0	0	0	0	0	2	0	0
Galarraga,A	.167	4	6	1	1	4	0	0	1	1	0	0	1	0	0	1	0	0
Eckstein,D	.200	1	5	0	1	1	0	0	0	0	0	0	0	0	0	0	0	0
Paul,J	.250	2	4	2	1	4	0	0	1	2	0	0	0	2	0	1	0	0
Ortiz,R	.333	2	3	0	1	2	1	0	0	0	0	0	0	0	0	0	0	0
Mondesi,R	.000	1	2	0	0	0	0	0	0	0	0	0	0	1	0	0	0	0
Kotchman,C	1.000	2	1	0	1	1	0	0	0	1	0	0	0	1	0	0	1	0
Figgins,D	.000	1	0	1	0	0	0	0	0	0	0	0	0	0	0	0	2	0
TOTALS	.240	167	575	80	138	233	25	2	22	74	0	5	8	65	9	121	9	3

2004 ANGELS PITCHING

PITCHER	W	L	ERA	G	GS	CG	GF	SHO	SV	IP	H	R	ER	HR	HB	BB	IBB	SO	WP	BK	OPP AVG
Colon,B	18	12	5.01	34	34	0	0	0	0	208.1	215	122	116	38	3	71	1	158	1	0	.265
Donnelly,B	5	2	3.00	40	0	0	10	0	0	42.0	34	14	14	5	1	15	0	56	0	0	.224
Dunn,S	0	0	9.00	3	0	0	1	0	0	3.0	7	3	3	0	0	1	0	2	1	0	.438
Escobar,K	11	12	3.93	33	33	0	0	0	0	208.1	192	91	91	21	7	76	2	191	9	0	.244
Gregg,K	5	2	4.21	55	0	0	23	0	1	87.2	86	43	41	6	3	28	3	84	13	1	.255
Hensley,M	0	2	4.88	16	0	0	13	0	0	27.2	32	15	15	5	2	7	1	30	0	0	.294
Lackey,J	14	13	4.67	33	32	1	0	1	0	198.1	215	108	103	22	8	60	4	144	11	1	.278
Ortiz,R	5	7	4.43	34	14	0	13	0	0	128.0	139	64	63	18	4	38	4	83	5	3	.280
Percival,T	2	3	2.90	52	0	0	48	0	33	49.2	43	19	16	7	3	19	3	33	2	0	.230
Rodriguez,F	4	1	1.82	69	0	0	29	0	12	84.0	51	21	17	2	1	33	1	123	5	0	.172
Sele,A	9	4	5.05	28	24	0	1	0	0	132.0	163	84	74	16	5	51	2	51	4	2	.310
Shields,S	8	2	3.33	60	0	0	12	0	4	105.1	97	42	39	6	3	40	5	109	4	0	.238
Washburn,J	11	8	4.64	25	25	1	0	1	0	149.1	159	81	77	20	4	40	1	86	5	0	.269
TOTALS	92	70	4.28	162	162	2	160	11	50	1454.1	1476	734	692	170	44	502	27	1164	61	7	.263
OPP.	70	92	4.75	162	162	6	156	10	33	1442.1	1603	836	762	162	73	450	43	942	35	8	.282

WIN STREAK: 9; Aug. 18-27 & May 1-9

LOSING STREAK: 5; June 4-9

YEAR-BY-YEAR STATISTICAL REVIEW

2005 ANGELS BATTING

PLAYER	AVG	G	AB	R	H	TB	2B	3B	HR	RBI	SH	SF	HP	BB	IBB	SO	SB	CS
Anderson,G	.283	142	575	68	163	250	34	1	17	96	0	5	0	23	8	84	1	1
Cabrera,O	.257	141	540	70	139	197	28	3	8	57	4	2	3	38	4	50	21	2
DaVanon,J	.231	108	225	42	52	70	10	1	2	15	3	2	2	39	1	44	11	6
RIGHT	.393	28	11	15	1	0	1	3	0	0	1	6	0	7	0	0	0	0
LEFT	.208	197	41	55	9	1	1	12	3	2	1	33	1	37	10	3	0	0
Erstad,D	.273	153	609	86	166	226	33	3	7	66	4	2	1	47	3	109	10	3
Figgins,C	.290	158	642	113	186	255	25	10	8	57	9	5	0	64	1	101	62*	17
RIGHT	.243	222	54	71	7	2	2	17	8	0	0	28	1	40	0	0	0	0
LEFT	.314	420	132	184	18	8	6	4	0	1	5	0	36	0	61	8	4	
Finley,S	.222	112	406	41	90	152	20	3	12	54	1	4	3	26	3	71	8	4
Guerrero,V	.317	141	520	95	165	294	29	2	32	108	0	5	8	61	26*	48	13	1
Izturis,M	.246	77	191	18	47	66	8	4	1	15	1	1	0	17	2	21	9	3
RIGHT	.191	47	9	13	1	0	1	5	0	1	0	6	1	6	1	6	0	0
LEFT	.264	144	38	53	7	4	0	10	1	0	1	0	11	15	15	1	1	0
Kennedy,A	.300	129	416	49	125	154	23	0	2	37	5	3	7	29	1	64	19	4
Kotchman,C	.278	47	126	16	35	61	5	0	7	22	1	1	0	15	0	18	1	1
Mathis,J	.333	5	3	1	1	0	0	0	0	0	0	0	0	0	1	0	0	0
McPherson,D	.244	61	205	29	50	92	14	2	8	26	0	1	14	0	64	3	3	
Merloni,L	.000	5	1	0	0	0	0	0	0	1	0	1	0	2	0	0	0	0
Molina,B	.295	119	410	45	121	183	17	0	15	69	5	6	1	27	2	41	0	2
Molina,J	.228	75	184	14	42	64	4	0	6	25	4	0	2	13	0	41	2	0
Paul,J	.189	34	37	4	7	14	1	0	2	4	1	0	0	2	0	9	0	0
Pride,C	.091	11	11	2	1	2	1	0	0	0	0	0	0	0	4	0	0	0
Quintan,R	.231	54	134	17	31	54	8	0	5	14	0	1	1	7	0	26	0	1
Rivera,J	.271	106	350	46	95	159	17	1	15	59	2	1	0	23	0	44	1	9
Salmon,T	.000	0	0	0	0	0	0	0	0	0	0	0	0	0	0	0	0	0
Sorensen,Z	.167	12	12	3	2	3	1	0	0	1	0	0	0	0	2	0	0	0
RIGHT	.167	6	1	2	1	2	1	0	0	0	1	0	0	0	1	0	0	0
LEFT	.167	6	1	0	1	0	0	0	0	0	0	0	0	0	1	0	0	0
Byrd,P	.250	31	4	0	1	1	0	0	0	0	0	0	0	0	0	0	0	0
Colon,B	.333	33	3	0	1	1	0	0	0	1	0	0	0	0	2	0	0	0
Donnelly,B	.000	66	1	0	0	0	0	0	0	0	0	0	0	0	0	0	0	0
Escobar,K	.000	16	1	0	0	0	0	0	0	1	0	0	0	0	0	0	0	0
Lackey,J	.000	33	6	0	0	0	0	0	0	0	0	0	0	0	1	0	0	0
Shields,R	.000	78	1	0	0	0	0	0	0	0	0	0	0	0	1	0	0	0
Washburn,J	.000	29	4	1	0	0	0	0	0	0	0	0	1	0	0	0	0	0
PITCHERS	.100	162	20	1	2	2	0	0	0	1	1	0	0	1	0	4	0	0
TOTALS	.270	162	5624	761	1520	2299	278	30	147	726	43	39	29	447	51	848	161	57
OPPONENTS	.254	162	5593	643	1419	2240	285	31	158	607	39	35	48	443	24	1126	68	42

2005 ANGELS DESIGNATED HITTERS

BATTER	AVG	G	AB	R	H	TB	2B	3B	HR	RBI	SF	HP	BB	IBB	SO	SB	CS	
Anderson,G	.199	36	151	13	30	41	8	0	1	15	0	1	0	2	27	0	0	
Rivera,J	.242	28	99	10	24	47	4	0	3	10	1	0	0	8	12	1	0	
DaVanon,J	.267	30	86	21	23	26	3	0	0	7	2	1	0	13	0	18	7	
Guerrero,V	.282	19	71	11	20	36	1	0	5	13	0	2	1	8	2	10	2	
Kotchman,C	.239	20	67	7	16	28	3	0	3	6	1	0	0	7	0	12	1	
Molina,B	.433	11	30	3	13	19	3	0	1	7	0	3	0	5	1	2	0	
Figgins,C	.308	7	26	5	8	11	1	1	0	2	0	0	4	0	6	4	1	
Erstad,D	.300	5	20	3	6	11	2	0	1	3	0	0	1	0	6	0	1	
Finley,S	.222	5	18	2	4	6	0	1	0	4	0	0	1	0	6	0	0	
Molina,J	.375	5	8	0	3	3	0	0	0	2	0	0	1	0	0	0	0	
Pride,C	.167	3	6	2	1	2	1	0	0	0	0	0	1	0	0	0	0	
Mathis,J	.500	2	2	1	1	1	0	0	0	0	0	0	0	0	1	0	0	
Paul,J	.000	1	0	0	0	0	0	0	0	0	0	0	0	0	0	0	0	
Sorensen,Z	.000	1	0	0	0	0	0	0	0	0	0	0	0	0	0	0	0	0
TOTALS	.255	162	584	78	149	221	26	2	14	69	4	7	1	54	5	102	15	5

2005 ANGELS PITCHING

PITCHER	W	L	ERA	G	GS	CG	GF	SHO	SV	IP	H	R	ER	HR	HB	BB	IBB	SO	WP	BK	OPP AVG
Byrd,P	12	11	3.74	31	31	2	0	1	0	204.1	216	95	85	22	7	28	1	102	1	0	.272
Christiansen,J	0	0	2.45	12	0	0	1	0	0	3.2	7	1	1	0	0	2	0	4	0	0	.389
Colon,B	*21	8	3.48	33	33	2	0	0	0	222.2	215	93	86	26	3	43	0	157	2	1	.254
Donnelly,B	9	3	3.72	65	0	0	14	0	0	65.1	60	30	27	9	2	19	3	53	3	0	.244
Escobar,K	3	2	3.02	16	7	0	2	0	1	59.2	45	21	20	4	2	21	1	63	4	0	.207
Gregg,K	1	2	5.04	33	2	0	9	0	0	64.1	70	37	36	8	3	29	2	52	5	0	.273
Hensley,M	0	0	---	0	0	0	0	0	0	0.0	0	0	0	0	0	0	0	0	0	0	.000
Jones,G	0	0	6.75	6	0	0	6	0	0	5.1	7	4	4	2	0	2	0	6	0	0	.318
Lackey,J	14	5	3.44	33	33	1	0	0	0	209.0	208	85	80	13	11	71	3	199	18	0	.258
Peralta,J	1	0	3.89	28	0	0	10	0	0	34.2	28	15	15	6	0	14	2	30	2	0	.219
Rodriguez,F	2	5	2.67	66	0	0	58	0	45*	67.1	45	20	20	7	0	32	3	91	8	0	.184
Santana,E	12	8	4.65	23	23	1	0	1	0	133.2	139	73	69	17	8	47	2	99	4	0	.266
Saunders,J	0	0	7.71	2	2	0	0	0	0	9.1	10	8	8	3	0	4	0	4	1	0	.270
Shields,S	10	11	2.75	78	0	0	21	0	7	91.2	66	33	28	5	2	37	2	98	12	0	.201
Washburn,J	8	8	3.20	29	29	1	0	1	0	177.1	184	66	63	19	8	51	0	94	2	0	.274
Van,E	1	1	4.59	49	0	0	21	0	0	66.2	66	36	34	8	0	30	4	45	5	0	.258
TOTALS	95	67	3.68	162	162	7	155	11	54	1464.1	1419	643	598	158	48	443	24	1126	70	1	.254
OPPONENTS	67	95	4.35	162	162	7	155	6	33	1466.1	1520	761	699	147	29	447	51	848	34	7	.270

WIN STREAK: 9; Sept. 16-24 & June 20-28

LOSING STREAK: 5; August 25-30



CAREER BATTING LEADERS

AVERAGE ★

1. VLADIMIR GUERRERO	.328
2. Rod Carew	.314
3. GARRET ANDERSON	.297
4. Johnny Ray	.296
5. Luis Polonia	.294
6. Juan Beniquez	.293
7. Jim Edmonds	.290
8. Darin Erstad	.286
9. Wally Joyner	.286
10. CHONE FIGGINS	.285

GAMES

1. GARRET ANDERSON	1,760
2. Tim Salmon	1,672
3. Brian Downing	1,661
4. Jim Fregosi	1,429
5. Darin Erstad	1,320
6. Bobby Grich	1,222
7. Gary DiSarcina	1,086
8. Dick Schofield	1,086
9. Adam Kennedy	992
10. Bob Boone	968

AT-BATS

1. GARRET ANDERSON	7,015
2. Tim Salmon	5,934
3. Brian Downing	5,854
4. Darin Erstad	5,258
5. Jim Fregosi	5,244
6. Bobby Grich	4,100
7. Gary DiSarcina	3,744
8. Chili Davis	3,491
9. Dick Schofield	3,434
10. Wally Joyner	3,356

RUNS

1. Tim Salmon	986
2. GARRET ANDERSON	891
3. Brian Downing	889
4. Darin Erstad	818
5. Jim Fregosi	691
6. Bobby Grich	601
7. Chili Davis	520
8. Troy Glaus	507
9. Don Baylor	481
10. Rod Carew	474

HITS

1. GARRET ANDERSON	2,081
2. Tim Salmon	1,674
3. Brian Downing	1,588
4. Darin Erstad	1,505
5. Jim Fregosi	1,408
6. Bobby Grich	1,103
7. Chili Davis	973
8. Rod Carew	968
9. Gary DiSarcina	966
10. Wally Joyner	961

TOTAL BASES

1. GARRET ANDERSON	3,297
2. Tim Salmon	2,863
3. Brian Downing	2,580
4. Darin Erstad	2,186
5. Jim Fregosi	2,112
6. Bobby Grich	1,788
7. Chili Davis	1,620
8. Wally Joyner	1,511
9. Troy Glaus	1,473
10. Don Baylor	1,390

EXTRA-BASE HITS

1. GARRET ANDERSON	703
2. Tim Salmon	662
3. Brian Downing	526
4. Darin Erstad	423
5. Jim Fregosi	404
6. Bobby Grich	357
7. Troy Glaus	354
8. Chili Davis	329
9. Wally Joyner	304
10. Jim Edmonds	294
Doug DeCinces	294

DOUBLES

1. GARRET ANDERSON	431
2. Tim Salmon	339
3. Brian Downing	282
4. Darin Erstad	279
5. Jim Fregosi	219
6. Gary DiSarcina	186
7. Bobby Grich	183
8. Adam Kennedy	176
9. Wally Joyner	175
10. Chili Davis	167

TRIPLES

1. Jim Fregosi	70
2. CHONE FIGGINS	39
3. Adam Kennedy	32
Mickey Rivers	32
5. GARRET ANDERSON	31
6. Darin Erstad	30
7. Luis Polonia	27
8. Dick Schofield	27
9. Bobby Knoop	25
10. Tim Salmon	24
Devon White	24

HOME RUNS

1. Tim Salmon	299
2. GARRET ANDERSON	241
3. Brian Downing	222
4. Troy Glaus	182
5. Chili Davis	156
6. Bobby Grich	154
7. Don Baylor	141
8. Doug DeCinces	130
9. Reggie Jackson	123
10. Jim Edmonds	121

RUNS BATTED IN

1. GARRET ANDERSON	1,128
2. Tim Salmon	1,016
3. Brian Downing	846
4. Darin Erstad	625
5. Chili Davis	618
6. Bobby Grich	557
7. Jim Fregosi	546
8. Wally Joyner	532
9. Don Baylor	523
10. Troy Glaus	515

BASE ON BALLS

1. Tim Salmon	970
2. Brian Downing	866
3. Bobby Grich	630
4. Jim Fregosi	558
5. Chili Davis	493
6. Troy Glaus	470
7. Darin Erstad	419
8. Rod Carew	405
9. Albie Pearson	369
10. Reggie Jackson	362

STRIKEOUTS

1. Tim Salmon	1,360
2. GARRET ANDERSON	986
3. Jim Fregosi	835
4. Darin Erstad	796
5. Troy Glaus	784
6. Brian Downing	759
7. Bobby Grich	758
8. Chili Davis	713
9. Reggie Jackson	690
10. Bobby Knoop	634

STOLEN BASES

1. Gary Pettis	186
2. Luis Polonia	174
3. Darin Erstad	170
4. CHONE FIGGINS	163
5. Sandy Alomar	139
6. Mickey Rivers	126
7. Adam Kennedy	123
8. Devon White	123
9. Chad Curtis	116
10. Jerry Remy	110

ON-BASE PCT. ★

1. Rod Carew	.393
2. VLADIMIR GUERRERO	.389
3. Tim Salmon	.385
4. Albie Pearson	.379
5. Brian Downing	.372
6. Bobby Grich	.370
7. Chili Davis	.365
8. Orlando Palmeiro	.361
9. Jim Edmonds	.359
10. Fred Lynn	.358

SLUGGING PCT. ★

1. VLADIMIR GUERRERO	.572
2. Jim Edmonds	.498
3. Tim Salmon	.498
4. Troy Glaus	.497
5. Leon Wagner	.490
6. GARRET ANDERSON	.470
7. Fred Lynn	.464
8. Chili Davis	.464
9. Doug DeCinces	.463
10. Wally Joyner	.450

OPS ★

(on-base + slugging)

1. VLADIMIR GUERRERO	.961
2. Tim Salmon	.883
3. Jim Edmonds	.856
4. Troy Glaus	.854
5. Leon Wagner	.831
6. Chili Davis	.829
7. Fred Lynn	.822
8. Brian Downing	.813
9. Bobby Grich	.806
10. Wally Joyner	.801

All Caps/**BOLD** — Active

★Based on 1,500-or-more PA

SINGLE SEASON BATTING

HIGHEST AVERAGE

(Based on 502 plate appearances)

1. Darin Erstad	.355	2000
2. Rod Carew	.339	1983
3. VLADIMIR GUERRERO	.337	2004
4. Rod Carew	.331	1980
5. Tim Salmon	.330	1995
6. VLADIMIR GUERRERO	.329	2006
7. Alex Johnson	.329	1970★
8. Brian Downing	.326	1979
9. Rod Carew	.319	1982
10. Chili Davis	.318	1995

GAMES

1. Don Baylor	162	1979★
Sandy Alomar	162	1971★
Sandy Alomar	162	1970
Jim Fregosi	162	1966
Bobby Knoop	162	1964
6. GARRET ANDERSON	161	2001
Troy Glaus	161	2001
Mo Vaughn	161	2000
Jim Fregosi	161	1969
Bobby Knoop	161	1966
Jim Fregosi	161	1965

AT-BATS

1. Sandy Alomar	689	1971★
2. Darin Erstad	676	2000★
3. GARRET ANDERSON	672	2001
Sandy Alomar	672	1970
5. Billy Moran	659	1962
6. Carney Lansford	654	1979
7. GARRET ANDERSON	647	2000
8. CHONE FIGGINS	642	2005
9. Devon White	639	1987
10. GARRET ANDERSON	638	2003
GARRET ANDERSON	638	2002

RUNS

1. VLADIMIR GUERRERO	124	2004★
2. Darin Erstad	121	2000
3. Troy Glaus	120	2000
Jim Edmonds	120	1995
Don Baylor	120	1979★
6. Tony Phillips	119	1995
7. Jim Edmonds	115	1998
Albie Pearson	115	1962★
9. Carney Lansford	114	1979
10. CHONE FIGGINS	113	2005

HITS

1. Darin Erstad	240	2000★
2. VLADIMIR GUERRERO	206	2004
3. Alex Johnson	202	1970
4. VLADIMIR GUERRERO	200	2006
5. GARRET ANDERSON	201	2003
6. GARRET ANDERSON	195	2002
7. GARRET ANDERSON	194	2001
8. GARRET ANDERSON	189	1997
9. GARRET ANDERSON	188	1999
Carney Lansford	188	1979

TOTAL BASES

1. VLADIMIR GUERRERO	366	2004★
Darin Erstad	366	2000
3. GARRET ANDERSON	345	2003
4. GARRET ANDERSON	344	2002
5. Troy Glaus	340	2000
6. GARRET ANDERSON	336	2000
7. VLADIMIR GUERRERO	335	2006
8. Don Baylor	333	1979
9. GARRET ANDERSON	321	2001
10. Tim Salmon	319	1995

EXTRA-BASE HITS

1. GARRET ANDERSON	88	2002
2. Troy Glaus	85	2000
3. GARRET ANDERSON	82	2003
4. Troy Glaus	81	2001
5. VLADIMIR GUERRERO	80	2004
6. GARRET ANDERSON	78	2000
7. Doug DeCinces	77	1982
8. Tim Salmon	72	2000
Don Baylor	72	1979
10. Tim Salmon	71	1995

DOUBLES

1. GARRET ANDERSON	56	2002★
2. GARRET ANDERSON	49	2003★
3. ORLANDO CABRERA	45	2006
4. Jim Edmonds	42	1998
Johnny Ray	42	1988
Doug DeCinces	42	1982
7. GARRET ANDERSON	41	1998
8. GARRET ANDERSON	40	2000
9. VLADIMIR GUERRERO	39	2004
GARRET ANDERSON	39	2001
Darin Erstad	39	2000
Gary DiSarcina	39	1998
Darin Erstad	39	1998

TRIPLES

1. CHONE FIGGINS	17	2004
2. Devon White	13	1989
Mickey Rivers	13	1975★
Jim Fregosi	13	1968★
5. Jim Fregosi	12	1963
6. Adam Kennedy	11	2000
Mickey Rivers	11	1974★
Bobby Knoop	11	1966★
9. CHONE FIGGINS	10	2005
Jerry Remy	10	1977

HOME RUNS

1. Troy Glaus	47	2000★
2. Troy Glaus	41	2001
3. VLADIMIR GUERRERO	39	2004
Reggie Jackson	39	1982★
5. Bobby Bonds	37	1977
Leon Wagner	37	1962
7. Mo Vaughn	36	2000
Don Baylor	36	1979
9. GARRET ANDERSON	35	2000
10. Tim Salmon	34	2000
Tim Salmon	34	1995
Wally Joyner	34	1987
Don Baylor	34	1978



SINGLE SEASON BATTING

RUNS BATTED IN

1. Don Baylor	139	1979★
2. Tim Salmon	129	1997
3. VLADIMIR GUERRERO	126	2004
4. GARRET ANDERSON	123	2002
GARRET ANDERSON	123	2001
6. GARRET ANDERSON	117	2000
Mo Vaughn	117	2000
Wally Joyner	117	1987
9. VLADIMIR GUERRERO	116	2006
GARRET ANDERSON	116	2003

BASE ON BALLS

1. Tony Phillips	113	1995
2. Troy Glaus	112	2000
3. Troy Glaus	107	2001
4. Brian Downing	106	1987
5. Tim Salmon	104	2000
6. Tim Salmon	96	2001
Albie Pearson	96	1961
8. Tim Salmon	95	1997
Albie Pearson	95	1962
10. Tim Salmon	93	1996
Jim Fregosi	93	1969

STRIKEOUTS

1. Mo Vaughn	181	2000★
2. Troy Glaus	163	2000
3. Troy Glaus	158	2001
4. Reggie Jackson	156	1982★
5. Troy Glaus	144	2002
Bobby Knoop	144	1966
7. Troy Glaus	143	1999
8. Tim Salmon	142	1997
9. Reggie Jackson	141	1984
Bobby Bonds	141	1977

STOLEN BASES

1. Mickey Rivers	70	1975★
2. CHONE FIGGINS	62	2005★
3. Gary Pettis	56	1985
4. Luis Polonia	55	1993
5. CHONE FIGGINS	52	2006
6. Luis Polonia	51	1992
7. Gary Pettis	50	1986
8. Chad Curtis	48	1993
Luis Polonia	48	1991
Gary Pettis	48	1984

SACRIFICE HITS

1. Tim Foli	26	1982★
2. Bob Boone	23	1982
3. Luis Sojo	19	1991★
Bobby Grich	19	1978
Jerry Remy	19	1977
6. David Eckstein	16	2001★
Gary DiSarcina	16	1996
Bob Boone	16	1985
Juan Beniquez	16	1982
Rod Carew	16	1982

SACRIFICE FLIES

1. Dan Ford	13	1979★
2. Johnny Ray	12	1989
Wally Joyner	12	1986
Doug DeCinces	12	1984
Don Baylor	12	1979★
Don Baylor	12	1978★
7. ORLANDO CABRERA	11	2006
Tim Salmon	11	1997
Carney Lansford	11	1980
10. GARRET ANDERSON	10	2002
Tim Salmon	10	1998
Chili Davis	10	1988
Wally Joyner	10	1987
Juan Beniquez	10	1982
Bobby Bonds	10	1977

HIT BY PITCH

1. David Eckstein	27	2002★
2. David Eckstein	21	2001★
3. Don Baylor	18	1978★
Rick Reichardt	18	1968
5. Brian Downing	17	1987
Brian Downing	17	1986
7. Jose Guillen	15	2004
David Eckstein	15	2003
Brad Fullmer	15	2002
10. Mo Vaughn	14	2000
Brian Downing	14	1988

ON-BASE PCT.

(Based on 502 plate appearances)

1. Tim Salmon	.429	1995
Chili Davis	.429	1995
3. Albie Pearson	.420	1961
4. Rod Carew	.419	1979
5. Brian Downing	.418	1979
6. Chili Davis	.410	1994
Tim Salmon	.410	1998
8. Darin Erstad	.409	2000
Rod Carew	.409	1983
10. Tim Salmon	.404	2000

SLUGGING PCT. ★★

1. Troy Glaus	.604	2000
2. VLADIMIR GUERRERO	.598	2004
3. Tim Salmon	.594	1995
4. Jim Edmonds	.571	1996
5. VLADIMIR GUERRERO	.565	2005
6. Chili Davis	.561	1994
7. VLADIMIR GUERRERO	.552	2006
9. Doug DeCinces	.548	1982
9. Bobby Grich	.543	1981
10. Darin Erstad	.541	2000
GARRET ANDERSON	.541	2003

OPS ★★

(on-base + slugging)

1. Tim Salmon	1.024	1995
2. Troy Glaus	1.008	2000
3. VLADIMIR GUERRERO	.989	2004
4. Chili Davis	.971	1994
5. VLADIMIR GUERRERO	.959	2005
6. Darin Erstad	.951	2000
7. Tim Salmon	.945	2000
8. Tim Salmon	.943	1998
Chili Davis	.943	1995
10. VLADIMIR GUERRERO	.934	2006

All CAPS/BOLD — Active

★ Led or tied for league lead

★★ Based on 3.1 plate appearances multiplied by games played by Angels

ROOKIE SINGLE SEASON BATTING

HIGHEST AVERAGE

(Based on 502 plate appearances)

1. Wally Joyner	.290	1986
2. David Eckstein	.287	2001
3. Lee Thomas	.284	1961
4. Tim Salmon	.283	1993
5. Bengie Molina	.281	2000

GAMES

1. Bobby Knoop	162	1964
2. Devon White	159	1987
3. Gary DiSarcina	157	1992
4. Adam Kennedy	156	2000
5. Paul Schaal	155	1965
Bob Rodgers	155	1962

AT-BATS

1. Devon White	639	1987
2. Adam Kennedy	598	2000
3. Wally Joyner	593	1986
4. David Eckstein	579	2001
5. Jerry Remy	569	1975

RUNS

1. Devon White	103	1987
2. Tim Salmon	93	1993
3. David Eckstein	82	2001
Adam Kennedy	82	2000
Wally Joyner	82	1986
Jerry Remy	82	1975

HITS

1. Wally Joyner	172	1986
2. Devon White	168	1987
3. David Eckstein	166	2001
4. Adam Kennedy	159	2000
5. Jerry Remy	147	1975

TOTAL BASES

1. Devon White	283	1987
2. Tim Salmon	276	1993
3. Wally Joyner	271	1986
4. Adam Kennedy	241	2000
5. Ken Hunt	232	1961

EXTRA BASE HITS

1. Tim Salmon	67	1993
2. Devon White	62	1987
3. Ken Hunt	57	1961
4. Adam Kennedy	53	2000
5. Wally Joyner	52	1986

DOUBLES

1. Tim Salmon	35	1993
2. Bob Rodgers	34	1962
3. Adam Kennedy	33	2000
Devon White	33	1987
5. Ken Hunt	29	1961

TRIPLES

1. Adam Kennedy	11	2000
2. Gary Pettis	6	1984
Bob Rodgers	6	1962
4. Devon White	5	1987
Ken Landreaux	5	1978
Jerry Remy	5	1975
Lee Thomas	5	1961

HOME RUNS

1. Tim Salmon	31	1993
2. Ken Hunt	25	1961
3. Devon White	24	1987
Lee Thomas	24	1961
5. Wally Joyner	22	1986

RUNS BATTED IN

1. Wally Joyner	100	1986
2. Tim Salmon	95	1993
3. Devon White	87	1987
4. Ken Hunt	84	1961
5. Willie Aikens	81	1979

BASE ON BALLS

1. Tim Salmon	82	1993
2. Willie Aikens	61	1979
Paul Schaal	61	1965
4. Gary Pettis	60	1984
5. Wally Joyner	57	1986

STRIKEOUTS

1. Tim Salmon	135	1993
Devon White	135	1987
3. Ken Hunt	120	1961
4. Gary Pettis	115	1984
5. Bobby Knoop	109	1964

STOLEN BASES

1. Gary Pettis	48	1984
2. Chad Curtis	43	1992
3. Jose Cardenal	37	1965
4. Jerry Remy	34	1975
5. Devon White	32	1987

SACRIFICE HITS

1. David Eckstein	16	2001
2. Mark McLemore	15	1987
3. Devon White	14	1987
4. Steve Lubratich	13	1983
5. Jerry Remy	12	1975

SACRIFICE FLIES

1. Wally Joyner	12	1986
2. Tim Salmon	8	1993
Bob Rodgers	8	1962
4. Bengie Molina	7	2000
Carney Lansford	7	1978

HIT BY PITCH

1. David Eckstein	21	2001
2. Rick Reichardt	13	1966
3. Gary DiSarcina	7	1992
Ron Jackson	7	1976
Dave Chalk	7	1974

GAMES BY POSITION

1B Wally Joyner	152	1986
2B Bobby Knoop	161	1964
SS Gary DiSarcina	157	1992
3B Paul Schaal	153	1965
OF Devon White	159	1987
OF Tim Salmon	140	1993
OF Chad Curtis	135	1992
C Bob Rodgers	150	1962
DH Willie Aikens	51	1979

ROOKIE ALL-STARS

1B Wally Joyner	1986★
SS Dave Chalk	1974

ALL CAPS/BOLD — Active

★ Indicates starter



WALLY JOYNER



YEARLY LEADERS BATTING

★ Based on 502 plate appearances

★★ Based on 3.1 plate appearances multiplied by games played by Angels

Year	Average★	Games	At Bats	Runs	Hits	Total Bases
1961	Pearson (.288)	Hunt (149)	Hunt (479)	Pearson (92)	L. Thomas (129)	Wagner (232)
1962	L. Thomas (.290)	4 with (160)	Moran (659)	Pearson# (115)	Moran (186)	Wagner (306)
1963	Pearson (.304)	Fregosi Pearson (154)	Moran (597)	Pearson (92)	Pearson (176)	Wagner (251)
1964	Rodgers (.243)	Knoop (162)	Rodgers (514)	Fregosi (86)	Fregosi (140)	Fregosi (234)
1965	Fregosi (.277)	Fregosi (161)	Fregosi (602)	Fregosi (66)	Fregosi (167)	Fregosi (245)
1966	Cardenal (.276)	Fregosi (162)	Fregosi (611)	Fregosi (78)	Cardenal (155)	Fregosi (239)
1967	Fregosi (.290)	Knoop (159)	Fregosi (590)	Mincher (81)	Fregosi (171)	Mincher (237)
1968	Reichardt (.255)	Fregosi (159)	Fregosi (614)	Fregosi (77)	Fregosi (150)	Reichardt (225)
1969	Johnstone (.270)	Fregosi (161)	Fregosi (580)	Fregosi (78)	Alomar (153)	Fregosi (221)
1970	Johnson# (.329)	Alomar# (162)	Alomar (672)	Fregosi (95)	Johnson (202)	Johnson (282)
1971	Alomar (.260)	Alomar# (162)	Alomar# (689)	Alomar (77)	Alomar (179)	McMullen (234)
1972	Pinson (.275)	Alomar (155)	Alomar (610)	Alomar (65)	Oliver (154)	Oliver (222)
1973	Robinson (.266)	Oliver (151)	Oliver (544)	Robinson (85)	Oliver (144)	Robinson (261)
1974	Rivers (.285)	Doyle (147)	Doyle (511)	Robinson (75)	Rivers Doyle (133)	Robinson (197)
1975	Rivers (.284)	Rivers (155)	Rivers (616)	Remy (82)	Rivers (175)	Rivers (221)
1976	Remy (.263)	Bochte (146)	Remy (502)	Remy (64)	Remy (132)	Remy (152)
1977	Chalk (.277)	Bonds (158)	Bonds (592)	Bonds (103)	Bonds (156)	Bonds (308)
1978	Bostock (.296)	Baylor (158)	Baylor (591)	Baylor (103)	Bostock (168)	Baylor (279)
1979	Downing (.326)	Baylor# (162)	Lansford (654)	Baylor# (120)	Lansford (188)	Baylor (333)
1980	Carew (.331)	Lansford (151)	Lansford (602)	Lansford (87)	Carew (79)	Carew (236)
1981	Carew★★ (.305)	Burleson# (109)	Burleson (430)	Carew (57)	Burleson (126)	Grich (191)
1982	Carew (.319)	Downing (158)	Downing (623)	Downing (109)	Downing (175)	DeCinces (315)
1983	Carew (.339)	Boone (142)	Carew (472)	Downing (68)	Carew (160)	Lynn (211)
1984	Downing (.275)	Downing (156)	DeCinces (547)	Lynn (84)	Downing (148)	Downing (249)
1985	Carew (.280)	Boone Downing (150)	Downing (520)	Downing (80)	Downing (137)	Jackson (224)
1986	Joyner (.290)	Joyner Pettis (154)	Joyner (593)	Pettis (93)	Joyner (172)	Joyner (271)
1987	Joyner (.285)	White (159)	White (639)	Downing (110)	White (168)	Joyner (298)
1988	Ray (.306)	C. Davis Joyner (158)	Ray (602)	C. Davis Joyner (81)	Ray (184)	C. Davis (259)
1989	Ray (.289)	Joyner (159)	White (636)	White (86)	Joyner (167)	Joyner (249)
1990	Parrish (.268)	Parrish (133)	Parrish (470)	Winfield (70)	Polonia (135)	Winfield (215)
1991	Joyner (.301)	Gaetti (152)	Polonia (604)	Polonia (92)	Polonia (179)	Joyner (269)
1992	Polonia (.286)	DiSarcina (157)	Polonia (577)	Polonia (83)	Polonia (165)	Polonia (190)
1993	Curtis (.285)	Davis (153)	Curtis (583)	Curtis (94)	Curtis (166)	Salmon (276)
1994	Davis★★ (.311)	Curtis (114)	Curtis (453)	Davis (72)	Davis (122)	Davis (220)

YEARLY LEADERS BATTING

Year	Average ★	Games	At Bats	Runs	Hits	Total Bases
1995	Salmon (.330)	Salmon Snow (143)	Edmonds (558)	Edmonds (120)	Salmon (177)	Salmon (319)
1996	Davis (.292)	Salmon (156)	Anderson (607)	Salmon (90)	Anderson (173)	Salmon (291)
1997	Anderson (.303)	Salmon (157)	Anderson (624)	Hollins (101)	Anderson (189)	Salmon (301)
1998	Edmonds (.307)	DiSarcina (157)	Anderson (622)	Edmonds (115)	Edmonds (184)	Edmonds (303)
1999	Anderson (.303)	Anderson (157)	Anderson (620)	Anderson (88)	Anderson (188)	Anderson (291)
2000	Erstad (.355)	Vaughn (161)	Erstad# (676)	Erstad (121)	Erstad# (240)	Erstad (366)
2001	Anderson (.289)	Anderson Glaus (161)	Anderson (672)	Glaus (100)	Anderson (194)	Anderson (321)
2002	Kennedy (.312)	Anderson (158)	Anderson (638)	Eckstein (107)	Anderson (195)	Anderson (344)
2003	Anderson (.315)	Anderson (159)	Anderson (638)	Anderson (80)	Anderson (201)	Anderson (345)
2004	Guerrero (.337)	Guerrero (156)	Guerrero (612)	Guerrero# (124)	Guerrero (206)	Guerrero# (366)
2005	Guerrero (.317)	Figgins (158)	Figgins (642)	Figgins (113)	Figgins (186)	Guerrero (294)
2006	Guerrero (.329)	Guerrero (156)	Figgins Cabrera (607)	Cabrera (95)	Guerrero (200)	Guerrero (335)

Year	Doubles	Triples	Home Runs	RBI	SB	SF
1961	Hunt (29)	L. Thomas (5)	Wagner (28)	Hunt (84)	Pearson (11)	Wagner (7)
1962	Rodgers (34)	Pearson Rodgers (6)	Wagner (37)	Wagner (107)	Pearson (15)	Rodgers (8)
1963	Torres (32)	Fregosi (12)	Wagner (26)	Wagner (90)	Pearson (17)	Moran Wagner (7)
1964	Fregosi Clinton (22)	Fregosi (9)	Adcock (21)	Fregosi (72)	Fregosi (8)	Rodgers (7)
1965	Knoop (24)	W. Smith (9)	Fregosi (15)	Fregosi (64)	Cardenal (37)	Fregosi Rodgers (8)
1966	Fregosi (32)	Knoop# (11)	Adcock (18)	Knoop (72)	Cardenal (24)	Knoop# (7)
1967	Fregosi Mincher (23)	Fregosi (6)	Mincher (25)	Mincher (76)	Cardenal (10)	Rodgers Schaal (4)
1968	Fregosi (21)	Fregosi# (13)	Reichardt (21)	Reichardt (73)	Davallillo (17)	Repoz# (8)
1969	Fregosi (22)	Fregosi (6)	Reichardt (13)	Reichardt (68)	Alomar (18)	Reichardt Rodriguez (7)
1970	Fregosi (33)	Johnson Repoz (6)	Fregosi (22)	Johnson (86)	Alomar (35)	Voss (5)
1971	Alomar (24)	Alomar (3)	McMullen (21)	McMullen (68)	Alomar (39)	Spencer (5)
1972	Pinson (24)	Oliver (5)	Oliver (20)	Oliver (76)	Alomar (20)	Oliver (5)
1973	Robinson (29)	Pinson (6)	Robinson (30)	Robinson (97)	Alomar (25)	Pinson (7)
1974	Robinson (26)	Rivers# (11)	Robinson (20)	Robinson (63)	Rivers (30)	Valentine Llenas (7)
1975	Chalk (24)	Rivers# (13)	Stanton (14)	Stanton (82)	Rivers# (70)	Chalk (9)
1976	Jackson (18)	5 with (3)	Bonds (10)	Bonds (54)	Remy (35)	Bochte Bonds Guerrero (5)
1977	Bonds Chalk (27)	Remy (10)	Bonds (37)	Bonds (115)	Bonds Remy (41)	Bonds (10)
1978	Rudi (17)	Jackson (6)	Baylor (34)	Baylor (99)	Baylor (22)	Baylor# (12)



YEARLY LEADERS BATTING

Year	Doubles	Triples	Home Runs	RBI	SB	SF
1979	Baylor (33)	Ford Grich Lansford Miller (5)	Baylor (36)	Baylor# (139)	Baylor (22)	Ford# (13)
1980	Carew (34)	Carew (7)	Thompson (17)	Lansford (80)	Carew (23)	Lansford# (11)
1981	Baylor (18)	Hobson (4)	Grich# (22)	Baylor (66)	Carew (16)	Baylor (6)
1982	DeCinces (42)	Carew DeCinces Grich (5)	Jackson# (39)	Jackson (101)	Baylor Carew (10)	DeCinces (9)
1983	Carew (24)	DeCinces Lynn Pettis Sconiers (3)	Lynn (22)	Lynn (74)	Pettis (8)	DeCinces (8)
1984	Downing Lynn (28)	Pettis (6)	Jackson (25)	Downing (91)	Pettis (48)	DeCinces (12)
1985	Jackson (27)	Pettis (8)	Jackson (27)	Downing Jackson (85)	Pettis (56)	DeCinces (7)
1986	Downing Joyner (27)	Schofield (6)	DeCinces (26)	Joyner (100)	Pettis (50)	Joyner (12)
1987	Joyner White (33)	Howell White (5)	Joyner (34)	Joyner (117)	White (32)	Joyner (10)
1988	Ray (42)	Ray (7)	Downing (25)	C. Davis (93)	Schofield (20)	C. Davis (10)
1989	Joyner (30)	White (13)	Davis (22)	Davis (90)	White (44)	Ray (12)
1990	Ray (23)	Polonia (9)	Parrish (24)	Winfield (78)	White (21)	Winfield (7)
1991	Joyner (34)	Polonia (8)	Winfield (28)	Joyner (96)	Polonia (48)	Winfield (6)
1992	Felix (22)	Felix (5)	Gaetti (12)	Felix (72)	Polonia (51)	Felix (9)
1993	Salmon (35)	Polonia (6)	Salmon (31)	Davis (112)	Polonia (55)	Salmon (8)
1994	Curtis (23)	Curtis (4)	Davis (26)	Davis (84)	Curtis (25)	Davis (6)
1995	Salmon (34)	DiSarcina (6)	Salmon (34)	Edmonds (107)	Phillips Hudler (13)	Davis (9)
1996	Anderson (33)	DiSarcina Salmon (4)	Salmon (30)	Salmon (98)	Hudler (14)	Davis (6)
1997	Anderson (36)	Alicea (7)	Salmon (33)	Salmon (129)	Erstad (23)	Salmon (11)
1998	Edmonds (42)	Anderson (7)	Salmon (26)	Edmonds (91)	Erstad (20)	Salmon (10)
1999	Anderson (36)	Erstad (5)	Vaughn (33)	Vaughn (108)	Erstad Velarde (13)	Anderson Salmon (6)
2000	Anderson (40)	Kennedy (11)	Glaus# (47)	Anderson Vaughn (117)	Erstad (28)	Anderson (9)
2001	Anderson (39)	Gil Spiezio (4)	Glaus (41)	Anderson (123)	Eckstein (29)	Kennedy (9)
2002	Anderson# (56)	Eckstein Fullmer Kennedy (6)	Glaus (30)	Anderson (123)	Erstad (23)	Anderson (10)
2003	Anderson# (49)	Spiezio (7)	Anderson (29)	Anderson (116)	Kennedy (22)	Spiezio (7)
2004	Guerrero (39)	Figgins (17)	Guerrero (39)	Guerrero (126)	Figgins (34)	Guerrero (8)
2005	Anderson (34)	Figgins (10)	Guerrero (32)	Guerrero (108)	Figgins# (62)	B. Molina (6)
2006	Cabrera (45)	Figgins (8)	Guerrero (33)	Guerrero (116)	Figgins (52)	Cabrera# (11)

Led or tied for league

Bold face indicates club record

CLUB BATTING STATS (YEAR-BY-YEAR)

	AVG	AB	R	H	2B	3B	HR	RBI	SH	SF	SB	CS
1961	.245	5424	744	1331	218	22	189	700	80	37	37	28
1962	.250	5499	718	1377	232	35	137	667	82	43	46	27
1963	.250	5506	597	1378	208	38	95	551	84	46	43	30
1964	.243	5332	544	1297	186	27	102	508	78	37	49	39
1965	.239	5354	527	1279	200	36	97	486	93	44	107	57
1966	.232	5360	604	1244	179	54	122	562	69	46	80	54
1967	.238	5307	567	1265	170	37	114	524	88	23	40	36
1968	.227	5331	498	1209	170	33	83	453	75	37	62	50
1969	.225	5416	528	1221	151	29	88	480	75	41	54	39
1970	.251	5532	631	1391	197	40	114	597	69	37	69	27
1971	.231	5495	511	1271	213	18	96	477	83	31	72	34
1972	.242	5165	454	1249	171	26	78	420	66	25	57	37
1973	.253	5505	629	1395	183	29	93	595	60	45	59	47
1974	.254	5401	618	1372	203	31	95	550	82	48	119	79
1975	.246	5377	628	1324	195	41	55	572	97	47	220★	108
1976	.235	5385	550	1265	210	23	63	511	92	48	126	80
1977	.255	5410	675	1380	233	40	131	636	74	51	159	89
1978	.259	5472	691	1417	226	28	108	646	72	56	86	69
1979	.282	5550	866★	1563	242	43	164	808★	79	56	100	62
1980	.265	5443	698	1442	236	32	106	655	75	44	91	63
1981	.256	3688	476	944	134	16	97	439	51	30	44	33
1982	.274	5532	814	1518	268	26	186	760	114★	56★	55	53
1983	.260	5640	722	1467	241	22	154	682	68	46	41	39
1984	.249	5470	696	1363	211	30	150	649	65	46	80	51
1985	.251	5442	732	1364	215	31	153	685	99	35	106	51
1986	.255	5433	786	1387	236	36	167	743	91★	61★	109	42
1987	.252	5570	770	1406	257	26	172	709	70	36	125	44
1988	.261	5582	714	1458	258	31	124	660	63	52	86	52
1989	.256	5543	669	1421	207	37	145★	623	54	46	89	40
1990	.260	5570	690	1448	237	27	147	646	58	45	68	43★
1991	.255	5470	653	1396	245	29	115	607	63	31	94	56
1992	.243	5364	579	1306	202	20	88	537	56	40	160	101
1993	.260	5391	684	1399	259	24	114	644	50	46	169	100★
1994	.264	3943	543	1042	178	16	120	518	42	29	65	54
1995	.277	5019	801	1390	252	25	186	761	33	38	57	39
1996	.276	5686	762	1571	256	24	192	727	45	33	53	39
1997	.272	5628	829	1531	279	25	161	775	40	57	126	72
1998	.272	5630	787	1530	314	27	147	739	49	41	93	45
1999	.256	5494	711	1404	248	22	158	673	41	42	71	45
2000	.280	5628	864	1574	309	34	236	837	47	43	93	52
2001	.261	5551	691	1447	275	26	158	662	46	53	116	52
2002	.282★	5678★	851	1603★	333	32	152	811	49★	64	117	51
2003	.268	5487	736	1473	276	33	150	687	50	50	129	61
2004	.282★	5675	836	1603	272	37	162	783	56	41	143★	46
2005	.270	5624	761	1520	278	30	147	726	43	39	161★	57
2006	.274	5609	766	1539	309	29	159	737	31	53	148★	57

★Led or tied for League lead

CLUB DESIGNATED HITTERS

	AVG	AB	R	H	TB	2B	3B	HR	RBI	SH	SF	BB	SO	SB	CS
1973	.255	604	88	154	276	27	1	31	100	2	3	90	105	1	2
1974	.240	572	85	137	242	32	2	23	78	1	8	101	110	8	2
1975	.225	579	75	130	195	22	2	13	80	6	13	90	102	24	9
1976	.251	618	66	155	226	29	3	12	77	6	6	58	93	11	7
1977	.242	592	83	143	245	30	3	22	73	3	4	73	104	20	12
1978	.240	604	96	145	256	25	1	28	92	2	9	71	103	13	6
1979	.318	616	110	196	340	31	1	37	134	2	7	80	82	14	6
1980	.310	609	88	189	267	29	2	15	101	1	11	74	74	8	11
1981	.233	407	55	95	170	17	2	18	72	0	6	47	52	4	3
1982	.261	637	85	166	274	25	1	27	103	0	8	61	75	10	4
1983	.257	635	84	163	247	21	0	21	82	2	5	76	138	2	6
1984	.230	613	76	141	253	21	2	29	96	2	1	69	152	8	4
1985	.225	605	88	136	244	27	3	25	97	2	7	84	143	6	5
1986	.249	602	94	150	249	21	3	24	76	1	5	109	142	1	3
1987	.278	630	106	175	300	35	3	28	89	3	3	95	74	3	5
1988	.237	608	91	144	249	20	2	27	80	6	6	91	78	5	4
1989	.277	629	67	174	260	32	3	16	72	1	5	61	105	0	2
1990	.285	617	89	176	280	35	3	21	87	0	7	88	96	2	5
1991	.236	636	67	150	233	28	2	17	73	1	4	48	130	8	5
1992	.247	647	77	160	226	27	3	11	62	4	3	34	102	18	15
1993	.245	624	83	153	269	35	0	27	119	0	1	74	146	5	5
1994	.309	424	74	131	229	18	1	26	84	1	6	72	96	3	2
1995	.302	530	101	160	252	26	0	22	99	0	10	103	97	5	4
1996	.278	612	80	170	288	26	1	30	106	2	7	94	115	5	2
1997	.237	595	78	141	213	25	1	15	62	3	9	72	107	13	6
1998	.288	565	95	163	278	36	2	25	100	1	10	101	128	2	2
1999	.258	590	66	152	268	29	0	29	106	1	2	51	118	5	1
2000	.275	578	93	159	264	27	0	26	81	1	1	86	96	8	5
2001	.212	572	40	121	163	18	0	8	56	5	6	48	132	8	7
2002	.280	589	93	165	294	43	7	24	86	2	4	46	78	12	3
2003	.256	574	65	147	239	30	1	20	86	1	4	66	99	6	6
2004	.240	575	80	138	233	25	2	22	74	0	5	65	121	9	3
2005	.255	584	78	149	221	26	2	14	69	4	7	54	102	15	5
2006	.294	586	92	172	290	27	2	29	97	0	4	52	98	9	3



CLUB PINCH HITTING

	AVG	AB	R	H	2B	3B	HR	RBI	SF	BB	SO	SB
1961	.239	247	21	59	8	0	7	30	2	34	50	0
1962	.166	187	18	31	4	1	5	33	4	32	59	0
1963	.207	193	13	40	4	0	2	21	3	22	49	1
1964	.267	191	19	51	7	1	2	25	2	23	39	0
1965	.202	208	14	42	3	1	1	17	1	25	41	3
1966	.217	203	21	44	5	0	4	23	3	32	52	0
1967	.204	216	23	44	4	0	3	25	1	29	49	0
1968	.215	242	11	52	1	0	2	32	6	30	55	0
1969	.214	201	12	43	5	0	1	25	3	32	41	0
1970	.203	236	13	48	4	0	2	28	7	11	60	0
1971	.231	216	16	50	6	0	4	31	4	27	40	0
1972	.250	172	25	43	5	0	3	38	3	25	38	0
1973	.247	174	23	43	5	0	3	38	4	25	40	1
1974	.214	154	11	33	8	0	1	33	7	25	25	2
1975	.224	107	8	24	7	1	0	27	2	16	30	1
1976	.223	148	13	33	3	1	1	22	1	21	43	0
1977	.248	137	10	34	6	0	3	22	1	18	30	0
1978	.202	99	5	20	1	0	2	22	0	13	23	2
1979	.262	65	6	17	3	1	0	13	1	11	12	1
1980	.282	117	10	33	7	0	2	27	0	14	25	0
1981	.148	54	0	8	1	0	0	5	1	2	10	1
1982	.338	65	9	22	8	0	1	17	1	13	17	1
1983	.277	101	12	28	5	0	4	22	0	7	23	0
1984	.271	129	12	35	6	0	3	17	2	12	26	0
1985	.188	149	13	28	4	1	2	22	0	30	36	1
1986	.256	125	22	32	5	0	4	22	2	27	26	1
1987	.327	147	22	48	7	2	9	35	0	13	32	0
1988	.286	140	20	40	4	2	3	31	4	19	27	0
1989	.206	63	2	13	2	3	1	9	0	3	26	0
1990	.184	98	4	18	0	1	2	10	1	10	21	1
1991	.230	74	7	17	3	0	2	10	0	3	9	1
1992	.233	133	11	31	4	0	3	22	3	17	31	1
1993	.272	103	11	28	2	2	3	15	1	15	24	0
1994	.262	84	11	22	2	0	2	11	0	14	25	0
1995	.252	127	6	32	6	0	1	22	1	7	22	1
1996	.252	127	10	32	4	0	7	20	0	12	21	0
1997	.211	71	9	15	5	0	0	8	1	9	19	0
1998	.200	100	5	20	7	0	0	9	0	12	23	0
1999	.234	111	15	26	6	0	2	11	2	20	35	0
2000	.231	82	12	19	3	0	2	11	2	22	19	1
2001	.245	102	16	25	3	1	4	15	2	7	28	1
2002	.288	118	12	34	6	1	2	20	0	7	27	5
2003	.313	99	14	31	9	0	1	18	0	12	25	2
2004	.260	77	13	20	4	0	2	11	1	7	26	4
2005	.234	77	10	18	6	0	1	12	1	10	16	1
2006	.171	82	13	14	2	3	4	8	1	16	28	2



BOB BOONE

ANGELS GRAND SLAMS (139)

- 1961 - Lee Thomas at Baltimore, June 6 (Milt Pappas)
Joe Koppe at Cleveland, Aug. 13 (Frank Funk)
Lee Thomas at Kansas City, Sept. 5 (Ed Rakow)
George Thomas vs. Chicago, Sept. 9 (Frank Baumann) ★
Leon Wagner vs. Washington, Sept. 28 (Johnny Klippstein)
Bob Rodgers vs. Cleveland, Sept. 29 (Barry Lattman)
- 1963 - George Thomas vs. New York, May 1 (Ralph Terry)★★★
Felix Torres at Cleveland, July 29 (Jerry Walker)
- 1964 - Bobby Knoop at New York, May 23 (Bill Stafford)
Willie Smith at Baltimore, July 2 (Stu Miller)
- 1965 - Costen Shockley vs. Boston, May 4 (Dave Morehead)
- 1966 - Jim Fregosi at Baltimore, Sept. 12 (Wally Bunker)
- 1967 - Rick Reichardt at Kansas City, June 25 (John Odum)
Rick Reichardt at Cleveland, Aug. 23 (Ed Connolly)
- 1969 - Jay Johnstone at Chicago, July 4 (Gary Bell)
- 1970 - Bill Voss vs. Kansas City, April 18 (Wally Bunker) ★★★
Jay Johnstone at Detroit, Aug. 25 (Lerrin LaGrow)
- 1971 - Roger Repoz vs. Baltimore, April 24 (Dick Hall)
- 1975 - Lee Stanton at Detroit, June 11 (Bob Reynolds)
Lee Stanton at Milwaukee, June 15 (Ed Rodriguez)
- 1976 - Bobby Bonds vs. Minnesota, May 15, 2nd game (Pete Redfern)
Ron Jackson at Minnesota, July 4, 2nd game (Bill Campbell)
Lee Stanton vs. Texas, July 25 (Steve Foucault)
- 1977 - Joe Rudi at Seattle, April 10 (Glenn Abbott)
Don Baylor at Oakland, July 27 (Paul Mitchell)
- 1978 - Rick Miller vs. Minnesota, April 12 (Gary Serum)
Merv Rettenmund vs. Cleveland, May 6 (Dennis Kinney)
Don Baylor at Chicago, May 18 (Ron Schueler)
Joe Rudi vs. Kansas City, June 27 (Steve Mingori)
Joe Rudi at Kansas City, July 6 (Marty Pattin)
Joe Rudi at Milwaukee, July 26 (Bill Travers)
Don Baylor vs. Kansas City, Sept. 10 (Paul Splittorff)
- 1979 - Don Baylor vs. Oakland, April 21 (Bob Lacey)
Joe Rudi at Boston, May 8 (Chuck Rainey)
Dan Ford vs. Detroit, June 8 (John Hiller)
Willie Aikens at Toronto, June 13 (Dyar Miller)
Willie Aikens at Toronto, June 14 (Phil Huffman)
Joe Rudi vs. Baltimore, July 7 (Don Stanhouse)
Joe Rudi at Boston, July 23 (Dick Drago)
Don Baylor at Toronto, Aug. 25 (Balor Moore)
- 1980 - Bobby Grich at Detroit, July 29 (Roger Weaver)
- 1981 - Brian Downing at Seattle, April 9 (Glenn Abbott)
- 1982 - Fred Lynn at Cleveland, July 15 (Rick Waits)
Reggie Jackson at Seattle, Aug. 6 (Ed Vande Berg)
Don Baylor at Minnesota, Aug. 11 (Ron Davis)
Brian Downing at Detroit, Aug. 31 (Larry Pashnick)
Brian Downing vs. Chicago, Sept. 6 (Jerry Kosman)
- 1983 - Rod Carew at Oakland, April 21 (Matt Keough)
Fred Lynn vs. Detroit, April 27 (Milt Wilcox)
Daryl Sconiers vs. Detroit, April 27 (Bob James)
Daryl Sconiers at Cleveland, May 28 (Len Barker)
Ellis Valentine at New York, June 2 (Dale Murray)
Ron Jackson at Milwaukee, June 6 (Bob McClure)
Bobby Grich vs. Detroit, July 22 (Doug Bair)
Juan Beniquez at Oakland, Aug. 17 (Mike Warren)
- 1984 - Brian Downing at Oakland, April 15 (Chris Codiroli)
Gary Pettis vs. Seattle, April 28 (Dave Beard)
Reggie Jackson vs. New York, May 28 (Dennis Rasmussen)
- 1985 - Dick Schofield at Oakland, April 12 (Keith Atherton)
Jerry Narron at Toronto, May 15 (Bill Caudill)
Ruppert Jones vs. Cleveland, June 25 (Neal Heaton)
Reggie Jackson vs. Cleveland, June 26 (Bryan Clark)
Jack Howell vs. Baltimore, Aug. 27 (Scott McGregor)
Bobby Grich vs. Cleveland, Sept. 22 (Jamie Easterly)
- 1986 - Brian Downing at Oakland, April 11 (Tim Birtsas)
Wally Joyner vs. Toronto, May 8 (Jim Acker)
Dick Schofield vs. Detroit, May 29 (Dave LaPoint)
George Hendrick at Milwaukee, July 8 (Juan Nieves)
Brian Downing at Oakland, July 31 (Eric Plunk)
Bob Boone at Oakland, July 31 (Eric Plunk)
Dick Schofield vs. Detroit, Aug. 29 (Willie Hernandez)
- 1987 - Doug DeCinces vs. Boston, May 3 (Wes Gardner)
Dick Schofield at Kansas City, June 14 (Bob Shirley)
Devon White vs. Oakland, Aug. 17 (Dave Leiper)
Mark Ryal vs. Texas, Sept. 10 (Dale Mohorovic)
- 1988 - Devon White vs. Chicago, April 12 (Jack McDowell)
- 1989 - Bill Schroeder vs. Milwaukee, May 21 (Bill Wegman)
- 1990 - Wally Joyner vs. Milwaukee, May 27 (Tony Fossas)
Lance Parrish at Detroit, June 17 (Lance McCullers)
Luis Polonia vs. New York, Aug. 14 (Tim Leary)
- 1991 - Wally Joyner at Cleveland, May 10 (Eric King)
Dave Winfield at Toronto, June 1 (Willie Fraser)
Max Venable vs. Kansas City, July 2 (Mark Gubicza)
- 1992 - Lee Stevens vs. Baltimore, Sept. 4 (Rick Sutcliffe)
- 1993 - Chili Davis at Minnesota, June 26 (Willie Banks)
Tim Lincecum vs. Seattle, Sept. 15 (Tim Leary)
- 1994 - Chili Davis vs. New York, May 3 (Terry Mulholland)
J.L. Snow vs. Boston, July 18 (Tim Vanogmon)
Chili Davis at Texas, July 30 (Brian Bohannon)
- 1995 - J.T. Snow vs. New York, May 25 (Melido Perez)
Tim Lincecum vs. Baltimore, May 29 (Mike Mussina)
Chili Davis vs. Cleveland, July 26 (Dennis Martinez)
- 1996 - Jim Edmonds vs. Milwaukee, April 2 (Ricky Bones)
Mike Aldrete at Seattle, April 15 (Edwin Hurtado)
J.T. Snow vs. Milwaukee, July 27 (Ben McDonald)
Randy Velarde at Baltimore, Aug. 25 (Scott Erickson)
Garret Anderson vs. New York, Aug. 29 (Wally Whitehurst)
- 1997 - Tim Lincecum vs. Cleveland, April 4 (Paul Shuey)
Dave Hollins vs. Seattle, July 6 (Josias Manzanillo)
Garret Anderson at Cleveland, July 28 (Orrel Hershiser)
- 1998 - Darin Erstad vs. Chicago, May 1 (Tony Castillo)★★★★
Garret Anderson vs. Kansas City, May 25 (Tim Belcher)
Cecil Fielder at Arizona, June 9 (Willie Blair)
- 1999 - Tim Lincecum at Oakland, April 15 (Kevin Jarvis)
Todd Greene vs. Seattle, April 16 (Jamie Moyer)
Andy Sheets vs. Toronto, April 29 (Roy Halladay)
Mo Vaughn vs. Tampa Bay, May 14 (Bobby Witt)
Matt Walbeck at Los Angeles, June 5 (Chan Ho Park)
- 2000 - Adam Kennedy at Toronto, April 18 (Frank Castillo)
Garret Anderson vs. Kansas City, May 21 (Jeff Fussell)
Tim Lincecum vs. Kansas City, June 20 (Jeff Suppan)
Bengie Molina vs. Colorado, July 7 (Scott Karl)
Troy Glaus vs. New York, Aug. 12 (Denny Neagle)
Mo Vaughn at Chicago, Sept. 1 (Lorenzo Barcelo)
Mo Vaughn at Texas, Sept. 24 (Mike Venafro)
- 2001 - Garret Anderson at Colorado, July 8 (Shawn Chacon)
- 2002 - David Eckstein vs. Toronto, April 27 (Scott Cassidy)
David Eckstein vs. Toronto, April 28 (Pedro Borbon)
David Eckstein vs. Cincinnati, June 9 (Joey Hamilton)
Tim Lincecum at White Sox, Aug. 6 (Matt Ginter)
Troy Glaus vs. Seattle, Sept. 29 (Ismael Valdes)
- 2003 - Garret Anderson vs. Cleveland, May 8 (Jason Davis)
Scott Spiezo at New York, May 13 (Juan Acevedo)
Brad Fullmer vs. New York Mets, June 24 (Jose Roach)
Scott Spiezo at Minnesota, Sept. 1 (Kenny Rogers)
- 2004 - Shane Halter vs. Tampa Bay, May 8 (Trevor Miller)
Chone Figgins at Baltimore, May 14 (Kurt Ainsworth)
B. Molina at Toronto, July 10 (Kerry Litgenberg)
Josh Paul at Tampa Bay, Aug. 19 (Travis Harper)
J. Molina vs. Kansas City, Aug. 25 (Scott Sullivan)
Alfredo Amezaga at Boston, Aug. 31 (Mike Myers)
Alfredo Amezaga at Oakland, Oct. 1 (Joe Blanton)
- 2005 - Juan Rivera at Dodgers, May 20 (Yhency Brazoban)
Garret Anderson at Texas, June 28 (Brian Shouse)
Vladimir Guerrero vs. New York, July 21 (Tom Gordon)
Casey Kotchman vs. Tampa Bay, Aug. 7 (Seth McClung)
Vladimir Guerrero at Oakland, Aug. 9 (Rich Harden)
- 2006 - Juan Rivera vs. Seattle, May 12 (Bobby Livingston)
Vladimir Guerrero vs. Tampa Bay, July 15 (Chad Harville)

First grand slam at Anaheim Stadium by Curt Blefary, Baltimore, June 6, 1967.

First grand slam by an Angel player :

★ at Wrigley Field; ★★ at Dodger Stadium;

★★★ at Anaheim Stadium.



OPPONENTS GRAND SLAMS (151)

- 1961** - Al Smith at Chicago, June 13 (Ron Kline)
Carroll Hardy (BOS) at Wrigley Field, Aug. 25 (Johnny James)
Wayne Causey (KC) at Wrigley Field, Aug. 31 (Jim Donohue)
Al Smith at Chicago, Sept. 17 (Johnny James)
Walt Bond (CLE) at Wrigley Field, Oct. 1 (Ryne Duren)
- 1962** - Brooks Robinson (BAL) at Chavez Ravine, May 6 (Ken McBride)
Ed Charles at Kansas City, May 26 (Dean Chance)
Roger Maris (NY) at Chavez Ravine, Aug. 21 (Jack Spring)
- 1963** - Joe Pepitone (NY) at Chavez Ravine, May 2 (Dean Chance)
Dick Stuart at Boston, May 15 (Bo Beltrami)
Don Zimmer at Washington, July 7 (Paul Foytack)
Lou Clinton (BOS) at Chavez Ravine, July 14 (Paul Foytack)
Fred Whitfield at Cleveland, July 31 (Eli Grba)
- 1964** - Tony Oliva at Minnesota, May 7 (Jack Spring)
Tony Conigliaro (BOS) at Chavez Ravine, June 3 (Dan Osinski)
Lee Thomas at Boston, July 4 (Ken McBride)
Rich Rollins at Minnesota, July 19 (Don Lee)
- 1966** - Mickey Mantle at New York, July 23 (Marcelino Lopez)
Elston Howard at New York, July 24 (Lou Burdette)
Fred Valentine at Washington, July 27 (Clyde Wright)
- 1967** - Curt Blefary (BAL) at Anaheim, June 6 (Lou Burdette)
Paul Casanova at Washington, July 30 (Jim Coates)
- 1968** - Tom McCraw (CHI) at Anaheim, May 7 (Sammy Ellis)
Davey Johnson at Baltimore, June 5 (Clyde Wright)
Ken Harrelson at Boston, June 13 (Andy Messersmith)
- 1969** - Sal Bando at Oakland, April 16 (George Brunet)
Rick Monday (OAK) at Anaheim, April 30 (George Brunet)
Mickey Stanley at Detroit, May 23 (Andy Messersmith)
Fred Talbot at Seattle, July 9 (Eddie Fisher)
- 1970** - Brant Aleya (MIN) at Anaheim, April 15 (Andy Messersmith)
Lou Cardenas at Minnesota, Sept. 15 (Tom Bradley)
- 1971** - Carlos May at Chicago, Sept. 18 (Tom Murphy)
- 1972** - Eric Soderholm at Minnesota, June 26 (Eddie Fisher)
John Briggs at Milwaukee, July 14 (Nolan Ryan)
John Mayberry (KC) at Anaheim, Sept. 20 (Rudy May)
- 1973** - Danny Walton at Minnesota, April 17 (Steve Barber)
Bob Darwin (MIN) at Anaheim, June 29 (Nolan Ryan)
Jeff Burroughs at Texas, July 26 (Bill Singer)
Dick Green (OAK) at Anaheim, Aug. 5 (Steve Barber)
Joe Lahoud (MIL) at Anaheim, Aug. 22 (Aurelio Monteagudo)
- 1974** - Jeff Burroughs (TEX) at Anaheim, April 9 (Skip Lockwood)
George Hendrick at Cleveland, April 28 (Dick Selma)
Bill Sudakis at New York, June 11 (Dick Lange)
Sal Bando at Oakland, June 24 (Barry Rizzano)
Hal McRae at Kansas City, Sept. 26 (Chuck Dobson)
- 1975** - Sal Bando at Oakland, May 7 (Chuck Dobson)
Mike Cubbage (TEX) at Anaheim, June 20 (Bill Singer)
Frank White (KC) at Anaheim, June 25 (Luis Quintana)
- 1976** - Rod Carew at Minnesota, July 4 (Sid Monge)
Charlie Spikes at Cleveland, July 22 (Frank Tanana)
- 1977** - Bucky Dent at New York, May 3 (Mike Cuellar)
Mike Jorgensen (OAK) at Anaheim, July 2 (Dave LaRoche)
Ken Singleton (BAL) at Anaheim, Aug. 6 (Ken Brett)
Pat Kelly at Baltimore, Aug. 29 (Nolan Ryan)
- 1978** - Leon Roberts at Seattle, Aug. 12 (Chris Knapp)
- 1979** - Lee May at Baltimore, May 5 (Don Aase)
Andre Thornton at Cleveland, Sept. 1 (Jim Barr)
- 1981** - Roy Smalley (MIN) at Anaheim, April 18 (Bill Travers)
Doug DeCinces at Baltimore, Aug. 27 (Don Aase)
- 1982** - Steve Kemp (CHI) at Anaheim, June 19 (Luis Sanchez)
- 1983** - Tony Bernazard (SEA) at Anaheim, Aug. 13 (Ken Forsch)
- 1984** - Kent Hrbek at Minnesota, April 16 (John Curtis)
Lloyd Moseby at Toronto, April 20 (Mike Witt)
Wayne Gross (BAL) at Anaheim, May 27 (Mike Witt)
Dwight Evans at Boston, July 15 (Bruce Kison)
Bill Buckner (BOS) at Anaheim, July 21 (Frank Kaufman)
Randy Bush at Minnesota, July 28 (Jim Slaton)
Chet Lemon (DET) at Anaheim, Aug. 26 (Frank Kaufman)
Darryl Motley at Kansas City, Sept. 24 (Frank LaCorte)
- 1985** - Dave Collins (OAK) at Anaheim, Aug. 17 (Mike Witt)
Eddie Murray (BAL) at Anaheim, Aug. 26 (Alan Fowlkes)
- 1986** - Jim Presley at Seattle, April 8 (Ken Forsch)
Danny Tartabull (SEA) at Anaheim, April 15 (Don Sutton)
Rich Gedman (BOS) at Anaheim, July 25 (Vern Ruhle)
Pete Incaviglia (TEX) at Anaheim, Sept. 28 (Mike Witt)
- 1987** - Tony Phillips (OAK) at Anaheim, April 20 (Gary Lucas)
Matt Nokes (DET) at Anaheim, April 30 (Mike Cook)
Tony Bernazard (CLE) at Anaheim, June 10 (John Candelaria)
Mike Kingery (SEA) at Anaheim, Aug. 2 (Kirk McCaskill)
Mike Pagliarulo at New York, Sept. 4 (Kirk McCaskill)
- 1988** - Mark McGwire at Oakland, Aug. 11 (DeWayne Buse)
Pete O'Brien (TEX) at Anaheim, Sept. 18 (Bryan Harvey)
- 1989** - Jeffrey Leonard at Seattle, April 14 (Mike Witt)
Bo Jackson (KC) at Anaheim, Sept. 27 (Willie Fraser)
- 1990** - Darryl Hamilton at Milwaukee, July 8 (Mark Eichhorn)
- 1991** - Randy Milligan at Baltimore, Aug. 11 (Bryan Harvey)
Craig Grebeck (CHI) at Anaheim, Sept. 15 (Kyle Abbott)
Tim Spehr at Kansas City, Sept. 29 (Jim Abbott)
- 1992** - Tino Martinez (SEA) at Anaheim, April 25 (Joe Grahe)
Albert Belle at Cleveland, July 8 (Joe Grahe)
- 1993** - Kirk Gibson (DET) at Anaheim, April 9 (Scott Sanderson)
Joe Carter at Toronto, June 8 (Darryl Scott)
Juan Gonzalez (TEX) at Anaheim, June 17 (Ken Patterson)
George Bell (CHI) at Anaheim, June 20 (Russ Springer)
Julio Franco at Texas, Aug. 10 (Phil Leftwich)
Dave Henderson at Oakland, Oct. 1 (Mark Holzemmer)
- 1994** - Matt Nokes at New York, April 25 (Mark Leiter)
Dick Schofield at Toronto, May 28 (Mark Langston)
Kirk Gibson (DET) at Anaheim, June 11 (Mike Butcher)
Hobie Brooks at Kansas City, June 13 (Bob Patterson)
Cal Ripken Jr. at Baltimore, July 3 (Brian Anderson)
- 1995** - Reggie Jefferson (BOS) at Anaheim, May 26 (Mike Butcher)
Mark McGwire at Oakland, June 30 (Lee Smith)
Mike Mieske (MIL) at Anaheim, July 9 (Chuck Finley)
Albert Belle at Cleveland, July 18 (Lee Smith)
Mike Blowers (SEA) at Anaheim, Aug. 3 (Mike Butcher)
- 1996** - Dan Wilson at Seattle, April 16 (Jim Abbott)
Mark McGwire at Oakland, May 1 (Phil Leftwich)
Chuck Knoblauch at Minnesota, June 5 (Mark Eichhorn)
Geromino Berroa (OAK) at Anaheim, June 27 (Shad Williams)
Matt Stairs at Oakland, July 5 (Ryan Hancock)
Tony Clark at Detroit, Aug. 1 (Greg Gohr)
Johnny Damon (KC) at Anaheim, Aug. 10 (Jim Abbott)
- 1997** - Cal Ripken (BAL) at Anaheim, May 6 (Pep Harris)
Rich Aurilia (SF) at Anaheim, June 14 (Allen Watson)
Marquis Grissom (CLE) at Anaheim, July 27 (Allen Watson)
Bobby Higginson at Detroit, Sept. 6 (Allen Watson)
Lee Stevens (TEX) at Anaheim, Sept. 26 (Mike Holtz)
- 1998** - Yamil Benitez at Arizona, June 9 (Chuck Finley)
- 1999** - Brady Anderson (BAL) at Anaheim, May 27 (Mike Magnante)
Devon White at Los Angeles, June 5 (Tim Lincecum)
Rafael Palmeiro at Texas, July 22 (Steve Sparks)
- 2000** - Brad Fullmer at Toronto, April 18 (Lou Pote)
Darrin Fletcher at Toronto, April 20 (Tom Mercker)
Royce Clayton at Texas May 12 (Scott Schoeneweis)
Ben Grieve at Oakland, July 22 (Brian Cooper)
Roberto Alomar (CLE) at Anaheim, Aug. 27 (Mark Petkovsek)
- 2001** - John Olerud at Seattle, April 21 (Jarrod Washburn)
Doug Mirabeli (SF) at Anaheim, Aug. 21 (Scott Schoeneweis)
Corey Koskie at Minnesota, Sept. 8 (Pat Rapp)
- 2002** - Mark McLemore at Seattle, April 22 (Scott Schoeneweis)
Raul Ibanez at Kansas City, July 14 (Ramon Ortiz)
- 2003** - Vernon Wells at Toronto, May 3 (Ben Weber)
Brian Roberts (BAL) at Anaheim, May 22 (Troy Percival)
Brian Roberts at Baltimore, May 28 (Ramon Ortiz)
Jose Reyes (NYM) at Anaheim, June 15 (Jarrod Washburn)
Bret Boone at Seattle, June 17 (Kevin Appier)
Tony Batista at Baltimore, July 18 (Jarrod Washburn)
David Segui at Baltimore, July 20 (Francisco Rodriguez)
Randy Winn at Seattle, Sept. 13 (Francisco Rodriguez)
Miguel Tejada (OAK) at Anaheim, Sept. 15 (Ramon Ortiz)
Hank Blalock at Texas, Sept. 20 (Aaron Sele)
- 2004** - Brandon Inge at Detroit, April 27 (Scott Shields)
- 2005** - Alex Rodriguez at New York, April 26 (Bartolo Colon)
Randy Winn (SEA) at Anaheim, July 8 (Joel Peralta)
Miguel Tejada at Baltimore, Aug. 23 (Francisco Rodriguez)
- 2006** - Nick Swisher at Oakland, April 22 (Jeff Weaver)
Travis Hafner at Cleveland, June 3 (Brendan Donnelly)
Richie Sexson (SEA) at Anaheim, June 10 (John Lackey)
Mark DeRosa (TEX) at Anaheim, Aug. 4 (John Lackey)
Nelson Cruz at Texas, Aug. 16 (Kevin Gregg)



ANGELS PINCH HIT HOME RUNS (111)

- 1961 — (7) ..Steve Bilko, Ken Hunt, Ted Kluszewski, Albie Pearson, Del Rice, Lee Thomas and Leon Wagner
 1962 — (5) ..Earl Averill, Tom Burgess, Ed Sadowski, Tom Satriano and Leon Wagner
 1963 — (2) ..Hank Foiles and Frank Kostro
 1964 — (2) ..Jim Fregosi and Tom Satriano
 1965 — (1) ..Julio Gotay
 1966 — (4) ..Joe Adcock (3) and Jose Cardenal
 1967 — (3) ..Jimmie Hall, Jay Johnstone and John Werhas
 1968 — (2) ..Ed Kirkpatrick and Roger Repoz
 1969 — (1) ..Billy Cowan
 1970 — (2) ..Billy Cowan and Jay Johnstone
 1971 — (3) ..Jim Fregosi, Syd O'Brien and Tom Reynolds
 1972 — (3) ..Jack Hiatt, Syd O'Brien and John Stephenson
 1973 — (3) ..Mike Epstein, Winston Llenas and Frank Robinson
 1974 — (1) ..Charlie Sands
 1976 — (1) ..Ron Jackson
 1977 — (3) ..Ike Hampton and Tony Solaita (2)
 1978 — (2) ..Merv Rettenmund (Grand Slam), vs. Cleveland, May 6
 Joe Rudi (Grand Slam), vs. Kansas City, June 27
 1980 — (2) ..Al Cowens and Jason Thompson
 1982 — (1) ..Rod Carew
 1983 — (4) ..Daryl Sconiers (2), Rob Wilfong and Reggie Jackson

- 1984 — (3) ..Jerry Narron (2) and Daryl Sconiers
 1985 — (2) ..Juan Beniquez and Jerry Narron
 1986 — (4) ..Ruppert Jones (2), Bobby Grich and Mark Ryal
 1987 — (9) ..George Hendrick (3), Jack Howell (2), Ruppert Jones (2) and Mark Ryal (2)
 1988 — (3) ..Tony Armas, George Hendrick and Johnny Ray
 1989 — (1) ..Claudell Washington
 1990 — (2) ..Jack Howell, Dave Winfield
 1991 — (2) ..Bobby Rose, Max Venable
 1992 — (3) ..Bobby Rose, Gary Gaetti, Damion Easley
 1993 — (3) ..Torey Lovullo, Greg Myers (2)
 1994 — (2) ..Dwight Smith, Bo Jackson
 1995 — (1) ..Eduardo Perez
 1996 — (7) ..Jack Howell (4), Mike Aldrete (2) and Jim Edmonds
 1999 — (2) ..Todd Greene, Matt Luke
 2000 — (2) ..Scott Spiezio (2)
 2001 — (4) ..Shawn Wooten (2), Orlando Palmeiro, Bengie Molina
 2002 — (2) ..Jeff DaVanon, Julio Ramirez
 2003 — (1) ..Adam Kennedy
 2004 — (2) ..Shane Halter (Grand Slam), Andres Galarraga
 2005 — (1) ..Dallas McPherson
 2006 — (4) ..Tim Salmon (2), Robb Quinlan, Dallas McPherson

INSIDE-THE-PARK HOME RUNS (24)

- 1962 — Jim Fregosi, September 19 vs. Baltimore (Steve Barber)★
 1963 — Jim Fregosi, September 6 vs. Kansas City (Dave Wickersham)
 1964 — Bob Rodgers, September 7 vs. Boston (Dick Radatz)
 1966 — Paul Schaal, August 2 vs. New York (Hal Reniff)★★
 Jose Cardenal, August 30 vs. Boston (Roland Sheldon)
 1967 — Rick Reichardt, June 25 at Kansas City (John Odom)★★★
 Jose Cardenal, August 13 at Boston (Jim Lonborg)
 1969 — Sandy Alomar, June 23 vs. Minnesota (Dick Woodson)
 Rick Reichardt, September 24 vs. Seattle (Gene Brabender)
 1971 — Ken McMullen, September 5 at Milwaukee (Skip Lockwood)
 1972 — Leo Cadenas, July 15 at Milwaukee (Gary Ryerson)

- 1973 — Rudy Meoli, July 28 at Kansas City (Gene Garber)
 1976 — Dave Collins, September 23 vs. Texas (Tommy Boggs)
 1977 — Bobby Bonds, August 3 vs. New York (Ron Guidry)
 1983 — Gary Pettis, September 27 vs. Toronto (Luis Leal)
 1984 — Rob Picciolo, July 4 at Toronto (Dave Stieb)
 1987 — Gary Pettis, April 22 vs. Oakland (Curt Young)
 1990 — Luis Polonia, August 14 vs. New York (Tim Leary)★★★
 1991 — Luis Polonia, August 9 vs. Oakland (Dave Stewart)
 1996 — Darin Erstad, September 6 at Minnesota (Brad Radke)
 1997 — Darin Erstad, May 24 at Toronto (Woody Williams)
 2006 — Vladimir Guerrero, May 26 vs. Baltimore (Todd Williams)
 Dallas McPherson, June 17 vs. San Diego (Jake Peavy)
 Chone Figgins, Sept. 29 vs. Oakland (Kiko Calero)

- ★ First inside-the-park home run at Dodger Stadium
 ★★ First inside-the-park home run at Anaheim Stadium
 ★★★ Inside-the-park grand slam

HOME RUN IN FIRST AT-BAT AS ANGEL (10)

- Ted Kluszewski, April 11, 1961
 Bob Cerv, April 11, 1961
 Don Rose, May 24, 1972 (1st Major League at-bat)
 Frank Robinson, April 6, 1973
 Dave Machermer, June 21, 1978 (1st Major League at-bat)
 Mark Ryal, Sept. 2, 1986
 Claudell Washington, April 4, 1989
 Dave Parker, April 9, 1991
 Von Hayes, April 7, 1992
 Mike Napoli, May 4, 2006 (1st Major League at-bat)

HOME RUN IN FIRST GAME AS ANGEL (24)

- Ted Kluszewski, April 11, 1961
 Bob Cerv, April 11, 1961
 Lou Clinton, June 5, 1964
 Vic Power, June 14, 1964
 Don Mincher, April 11, 1967
 Woodie Held, June 16, 1967
 Ken McMullen, April 28, 1970
 Billy Parker, Sept. 9, 1971
 Bob Oliver, May 7, 1972
 Frank Robinson, April 6, 1973
 Richie Scheinblum, June 16, 1973
 Orlando Alvarez, May 13, 1976
 Joe Rudi, April 6, 1977
 Dave Machermer, June 21, 1978
 Mark Ryal, Sept. 2, 1986
 Claudell Washington, April 4, 1989
 Dave Parker, April 9, 1991
 Von Hayes, April 7, 1992
 Rene Gonzales, April 12, 1992
 J.T. Snow, April 6, 1993
 Eduardo Perez, July 27, 1993
 Andy Allanson, April 26, 1995
 Mike Napoli, May 4, 2006
 Kendry Morales, May 23, 2006



JIM FREGOSI



THREE HOME RUNS - INNING

6/30/06 - at Boston (3rd inning)
HR: Cabrera, Guerrero, Rivera

9/11/05 - at Chicago (1st inning)
HR: Figgins, Anderson, Erstad

5/24/04 - at Toronto (3rd inning - **consecutive**)
HR: Guerrero, Guillen, DaVanon

6/03/03 - vs. Montreal in Puerto Rico (1st inning)
HR: DaVanon, Salmon, Glaus

7/26/01 - vs. Tampa Bay (1st inning - **consecutive**)
HR: Glaus, Erstad, Anderson

6/30/00 - at Oakland (6th inning)
HR: Anderson, Molina, Gil

6/24/00 - at Minnesota (2nd inning - **consecutive**)
HR: Anderson, Glaus, Spiezio

5/28/00 - at Kansas City (5th inning)
HR: Erstad; (Vaughn, Salmon, Anderson -**consecutive**)

4/21/00 - at Tampa Bay (4th inning)
HR: Vaughn, Salmon, Glaus

4/21/00 - at Tampa Bay (9th inning)
HR: Vaughn, Salmon, Glaus

7/11/97 - at Oakland (5th inning)
HR: Edmonds, Salmon, Phillips

8/11/96 - vs. Kansas City (6th inning)
HR: Arias, Velarde, Davis

7/14/90 - vs. Toronto (7th inning)
HR: Winfield, Downing, Bichette

10/3/87 - vs. Cleveland (1st inning)
HR: Downing, Joyner, Howell

8/16/87 - vs. Oakland (2nd inning)
HR: D. Miller, McLemore, Howell

6/29/87 - at Cleveland (7th inning)
HR: Schofield, DeCinces, Joyner

9/26/86 - vs. Texas (6th inning)
HR: Pettis, Downing, Hendrick

4/26/86 - vs. Minnesota (9th inning)
HR: Hendrick, R. Jones, Joyner

4/24/84 - at Boston (4th inning-**consecutive**)
HR: Re. Jackson, Downing, Grich

6/7/83 - vs. Chicago (3rd inning)
HR: Sconiers, Re. Jackson, Lynn

6/20/80 - at Boston (3rd inning)
HR: Patek, R. Miller, Thompson

8/31/79 - at Cleveland (8th inning)
HR: Aikens, Grich, J. Anderson

5/11/77 - vs. Baltimore (2nd inning-**consecutive**)
HR: Bonds, Baylor, Ro. Jackson

6/19/76 - vs. Boston (5th inning)
HR: Ro. Jackson, B. Jones, Guerrero

4/30/66 - at Boston (8th inning)
HR: Reichardt 2, Knoop

7/25/64 - at Kansas City (6th inning)
HR: W. Smith, Rodgers, Perry

8/28/62 - at Kansas City (4th inning-**consecutive**)
HR: L. Thomas, Wagner, Rodgers

6/20/61 - vs. Boston (5th inning)
HR: Wagner, Averill, Bilko



FRED LYNN

FIVE & SIX-HIT GAMES IN CLUB ANNALS (45)

Lee Thomas Sept. 5, 1961 at K.C.
Lee Thomas May 6, 1962 vs. Bal.
Leon Wagner April 26, 1963 at Bal.
Willie Smith July 25, 1964 at K.C.
Jose Cardenal May 31, 1966 vs. Cle.
Vic Davalillo Aug. 4, 1968 at Bos.
Tom Satriano Aug. 11, 1968 at Bal.
Vada Pinson Aug. 4, 1972 at K.C.
Richie Scheinblum July 28, 1973 at K.C.
Denny Doyle April 30, 1974 at Bos.
Dave Collins June 20, 1975 vs. Tex.
Mario Guerrero June 14, 1977 at Min.
Brian Downing April 15, 1979 at Oak.
Dan Ford Aug. 10, 1979 vs. Sea.
Dickie Thon May 28, 1980 vs. Tex.
Bobby Grich July 13, 1980 at Det.
Rick Burleson June 3, 1981 at Tor.
Rod Carew Aug. 21, 1981 vs. Cle.
Don Baylor April 13, 1982 vs. Sea.
Rod Carew April 22, 1983 vs. Bal.
Juan Beniquez May 29, 1984 at N.Y.
Bob Boone June 17, 1988 at K.C.
Dave Winfield April 13, 1991 at Min.

Luis Polonia May 13, 1991 at Cle.
Dave Gallagher May 19, 1991 at Bal.
Luis Polonia June 1, 1991 at Tor.
Dave Winfield June 24, 1991 at K.C.
Tim Salmon May 13, 1994 at Sea.
Chris Turner July 5, 1994 at Bos.
Chili Davis May 10, 1995 vs. Tex.
Tony Phillips June 14, 1995 vs. Min.
Rex Hudler May 26, 1996 vs. Bos.
Garret Anderson Sept. 27, 1996 at Tex. (6)
Darin Erstad June 9, 1998 at Ari.
Gary DiSarcina June 13, 1998 at Tex.
Gary DiSarcina Sept. 24, 1998 at Oak.
Randy Velarde June 24, 1999 at Sea.
Mo Vaughn June 24, 1999 at Sea.
Mo Vaughn May 24, 2000 at Min.
Tim Salmon July 19, 2002 vs. Sea.
Darin Erstad Aug. 27, 2002 vs. T.B.
Eric Owens Aug. 23, 2003 at Det.
Chone Figgins May 14, 2004 at Bal.
David Eckstein June 2, 2004 vs. Bos.
Jose Guillen July 31, 2004 vs. Sea.

CAREER LEADERS PITCHING

ERA ★

1. Bob Lee	1.99
2. Ken Tatum	2.16
3. FRANCISCO RODRIGUEZ	2.29
4. Bryan Harvey	2.49
5. Greg Minton	2.66
6. Donnie Moore	2.75
7. Andy Messersmith	2.78
8. Mark Eichhorn	2.81
9. SCOT SHIELDS	2.81
10. Dean Chance	2.83

WINS

1. Chuck Finley	165
2. Nolan Ryan	138
3. Mike Witt	109
4. Frank Tanana	102
5. Mark Langston	88
6. Clyde Wright	87
7. Kirk McCaskill	78
8. Jarrod Washburn	75
9. Dean Chance	74
10. JOHN LACKEY	60

LOSSES

1. Chuck Finley	140
2. Nolan Ryan	121
3. Mike Witt	107
4. Clyde Wright	85
5. Frank Tanana	78
6. Rudy May	76
7. Mark Langston	74
8. Kirk McCaskill	74
9. Jim Abbott	74
10. George Brunet	69

GAMES

1. Troy Percival	579
2. Chuck Finley	436
3. Mike Witt	314
4. Dave LaRoche	304
5. Mike Holtz	301
6. SCOT SHIELDS	293
7. Nolan Ryan	291
8. Shigetoshi Hasegawa	287
9. Brendan Donnelly	276
10. FRANCISCO RODRIGUEZ	268

STARTS

1. Chuck Finley	379
2. Nolan Ryan	288
3. Mike Witt	272
4. Frank Tanana	218
5. Mark Langston	210
6. Kirk McCaskill	189
7. Clyde Wright	189
8. Jarrod Washburn	183
9. Rudy May	170
10. Dean Chance	168

COMPLETE GAMES

1. Nolan Ryan	156
2. Frank Tanana	92
3. Mike Witt	70
4. Chuck Finley	57
5. Clyde Wright	51
6. Dean Chance	48
7. Andy Messersmith	42
8. Geoff Zahn	42
9. Rudy May	35
10. Bill Singer	35

SHUTOUTS

1. Nolan Ryan	40
2. Frank Tanana	24
3. Dean Chance	21
4. George Brunet	14
5. Chuck Finley	14
6. Geoff Zahn	13
7. Rudy May	12
8. Kirk McCaskill	11
9. Andy Messersmith	11
10. Mike Witt	10

SAVES

1. Troy Percival	316
2. Bryan Harvey	126
3. FRANCISCO RODRIGUEZ	106
4. Dave LaRoche	65
5. Donnie Moore	61
6. Bob Lee	58
7. Joe Grahe	45
8. Minnie Rojas	45
9. Ken Tatum	39
10. Lee Smith	37

INNINGS PITCHED

1. Chuck Finley	2,675
2. Nolan Ryan	2,181.1
3. Mike Witt	1,965.1
4. Frank Tanana	1,614
5. Mark Langston	1,445.1
6. Clyde Wright	1,404
7. Dean Chance	1,237
8. Kirk McCaskill	1,221
9. Jarrod Washburn	1,153.1
10. Rudy May	1,138.2

HITS

1. Chuck Finley	2,544
2. Mike Witt	1,932
3. Nolan Ryan	1,520
4. Frank Tanana	1,461
5. Mark Langston	1,341
6. Clyde Wright	1,310
7. Kirk McCaskill	1,191
8. Jim Abbott	1,130
9. Jarrod Washburn	1,122
10. Dean Chance	1,054

HOME RUNS

1. Chuck Finley	254
2. Mike Witt	167
3. Jarrod Washburn	150
4. Frank Tanana	146
5. Mark Langston	145
6. Ramon Ortiz	136
7. Nolan Ryan	115
8. Clyde Wright	114
9. Kirk McCaskill	109
10. Rudy May	96

BASE ON BALLS

1. Nolan Ryan	1,302
2. Chuck Finley	1,118
3. Mike Witt	656
4. Mark Langston	551
5. Rudy May	484
6. Dean Chance	462
7. Clyde Wright	449
8. Kirk McCaskill	448
9. Frank Tanana	422
10. Andy Messersmith	402

STRIKEOUTS

1. Nolan Ryan	2,416
2. Chuck Finley	2,151
3. Mike Witt	1,283
4. Frank Tanana	1,233
5. Mark Langston	1,112
6. Dean Chance	857
7. Rudy May	844
8. Andy Messersmith	768
9. JOHN LACKEY	753
10. Kirk McCaskill	714

MOST SO/9 IP ★

1. FRANCISCO RODRIGUEZ	11.96
2. Bryan Harvey	10.68
3. Troy Percival	10.43
4. Nolan Ryan	9.97
5. Brendan Donnelly	9.00
6. Mike Holtz	8.63
7. Mark Clear	8.43
8. SCOT SHIELDS	8.01
9. Kevin Gregg	7.80
10. Chuck Finley	7.24

FEWEST HITS/9 IP ★

1. FRANCISCO RODRIGUEZ	5.72
2. Troy Percival	6.03
3. Ken Tatum	6.12
4. Nolan Ryan	6.27
5. Bryan Harvey	6.41
6. Andy Messersmith	6.53
7. Bob Lee	6.62
8. Mark Clear	7.02
9. Brendan Donnelly	7.29
10. Art Fowler	7.31

FEWEST BB/9 IP ★

1. Paul Hartzell	2.14
2. Ken Forsch	2.24
3. Tom Morgan	2.27
4. Fred Newman	2.27
5. Mark Eichhorn	2.31
6. Minnie Rojas	2.34
7. Frank Tanana	2.35
8. Geoff Zahn	2.40
9. Mark Petkovsek	2.41
10. Donnie Moore	2.45

FEWEST

BASERUNNERS/9 IP ★

1. FRANCISCO RODRIGUEZ	9.43
2. Ken Tatum	9.46
3. Bob Lee	9.80
4. Troy Percival	9.91
5. Art Fowler	9.98
6. Bryan Harvey	10.09
7. Tom Morgan	10.21
8. Andy Messersmith	10.26
9. Bob Patterson	10.48
10. Frank Tanana	10.49

FEWEST HR/9 IP ★

1. Mark Eichhorn	0.32
2. Mark Clear	0.32
3. Greg Minton	0.35
4. Dean Chance	0.44
5. Nolan Ryan	0.47
6. Lloyd Allen	0.49
7. Paul Hartzell	0.49
8. Fred Newman	0.56
9. Andy Messersmith	0.57
10. Joe Grahe	0.58

RELIEF WINS

1. Dave LaRoche	34
2. SCOT SHIELDS	31
3. Shigetoshi Hasegawa	30
4. Troy Percival	29
5. Luis Sanchez	28
6. Brendan Donnelly	23
7. Mark Clear	22
8. Minnie Rojas	21
9. Eddie Fisher	19
10. Bob Lee	19
11. Donnie Moore	19
12. Ben Weber	19

RELIEF LOSSES

1. Troy Percival	38
2. Dave LaRoche	27
3. Shigetoshi Hasegawa	24
4. SCOT SHIELDS	23
5. Bryan Harvey	20
6. Luis Sanchez	20
7. Al Levine	19
8. Eddie Fisher	17
9. Mike Holtz	17
10. Donnie Moore	17

SAVES-BLOWN SAVES PCT.

1. Troy Percival	316-50	86.3
2. Lee Smith	37-6	86.0
3. F. RODRIGUEZ	106-20	84.1
4. Bryan Harvey	126-28	81.8
5. Ken Tatum	39-9	81.3
6. Joe Grahe	45-11	80.4
7. Dave LaRoche	65-22	74.7
8. Donnie Moore	61-21	74.4
9. Bob Lee	58-20	74.4
10. Minnie Rojas	43-16	72.9



SINGLE SEASON PITCHING

ERA

(based on min. of 162 IP)

1.	Dean Chance	1.65	1964★
2.	Nolan Ryan	2.28	1972
3.	Chuck Finley	2.40	1990
4.	Frank Tanana	2.43	1976
5.	Andy Messersmith	2.52	1969
6.	Frank Tanana	2.54	1977★
7.	George Brunet	2.56	1965
8.	Chuck Finley	2.57	1989
9.	Rickey Clark	2.59	1967
10.	Andy Hassler	2.61	1974

WINS

1.	Nolan Ryan	22	1974
	Clyde Wright	22	1970
3.	BARTOLO COLON	21	2005★
	Nolan Ryan	21	1973
5.	Bill Singer	20	1973
	Andy Messersmith	20	1971
	Dean Chance	20	1964★
8.	Mark Langston	19	1991
	Nolan Ryan	19	1977
	Frank Tanana	19	1976
	Nolan Ryan	19	1972

LOSSES

1.	Kirk McCaskill	19	1991★
	Frank Tanana	19	1974
	Clyde Wright	19	1973
	George Brunet	19	1967★
5.	Jim Abbott	18	1996★
	Nolan Ryan	18	1976
	Dean Chance	18	1963
8.	Mark Langston	17	1990
	Rudy May	17	1973
	Tom Murphy	17	1971
	Clyde Wright	17	1971
	George Brunet	17	1968★
	Dean Chance	17	1966

GAMES

1.	SCOT SHIELDS	78	2005
2.	SCOT SHIELDS	74	2006
3.	Minnie Rojas	72	1967
4.	Mark Eichhorn	70	1991
5.	F. RODRIGUEZ	69	2006
	F. RODRIGUEZ	69	2004
	Mike James	69	1996
	Bill Kelson	69	1967
	Bob Lee	69	1965
10.	Troy Percival	67	1998
	Bryan Harvey	67	1991
	Eddie Fisher	67	1970

STARTS

1.	Nolan Ryan	41	1974
2.	Bill Singer	40	1973
3.	Nolan Ryan	39	1976
	Nolan Ryan	39	1973
	Nolan Ryan	39	1972
	Clyde Wright	39	1970
7.	Andy Messersmith	38	1971
	Tom Murphy	38	1970
9.	Nolan Ryan	37	1977
	Clyde Wright	37	1971
	George Brunet	37	1967
	Dean Chance	37	1966

COMPLETE GAMES

1.	Nolan Ryan	26	1974
	Nolan Ryan	26	1973
3.	Frank Tanana	23	1976
4.	Nolan Ryan	22	1977★
5.	Nolan Ryan	21	1976
6.	Frank Tanana	20	1977
	Nolan Ryan	20	1972
8.	Bill Singer	19	1973
9.	Ed Figueroa	17	1975
10.	Frank Tanana	16	1975

SHUTOUTS

1.	Dean Chance	11	1964★
2.	Nolan Ryan	9	1972★
3.	Frank Tanana	7	1977★
	Nolan Ryan	7	1976★
5.	Jim McGlothlin	6	1967
6.	Six players tied at	5	

SAVES

1.	F. RODRIGUEZ	47	2006★
2.	Bryan Harvey	46	1991★
3.	F. RODRIGUEZ	45	2005★
4.	Troy Percival	42	1998
5.	Troy Percival	40	2002
6.	Troy Percival	39	2001
7.	Lee Smith	37	1995
8.	Troy Percival	36	1996
9.	Troy Percival	33	2004
	Troy Percival	33	2003

INNINGS PITCHED

1.	Nolan Ryan	332.2	1974★
2.	Nolan Ryan	326	1973
3.	Bill Singer	315.2	1973
4.	Nolan Ryan	299	1977
5.	Frank Tanana	288.1	1976
6.	Nolan Ryan	284.1	1976
7.	Nolan Ryan	284	1972★
8.	Dean Chance	278.1	1964★
9.	Andy Messersmith	276.2	1971
	Clyde Wright	276.2	1971

HOME RUNS

1.	Ramon Ortiz	40	2002★
	Shawn Boskie	40	1996★
3.	BARTOLO COLON	38	2004
	Don Sutton	38	1987
5.	Allen Watson	37	1997★
6.	Jarrod Washburn	34	2003★
	Mike Witt	34	1987
8.	Willie Fraser	33	1988
9.	Jason Dickson	32	1997
	Dennis Springer	32	1997
	Tom Murphy	32	1970

BASE ON BALLS

1.	Nolan Ryan	204	1977★
2.	Nolan Ryan	202	1974★
3.	Nolan Ryan	183	1976★
4.	Nolan Ryan	162	1973★
5.	Nolan Ryan	157	1972★
6.	Nolan Ryan	148	1978★
7.	Nolan Ryan	132	1975
8.	Bill Singer	130	1973
9.	Bo Belinsky	122	1962★
10.	Andy Messersmith	121	1971

STRIKEOUTS

1.	Nolan Ryan	383	1973★
2.	Nolan Ryan	367	1974★
3.	Nolan Ryan	341	1977★
4.	Nolan Ryan	329	1972★
5.	Nolan Ryan	327	1976★
6.	Frank Tanana	269	1975★
7.	Frank Tanana	261	1976
8.	Nolan Ryan	260	1978★
9.	Bill Singer	241	1973
10.	Nolan Ryan	223	1979★

MOST SO/9 IP

(min. of 162 IP)			
1.	Nolan Ryan	10.57	1973★
2.	Nolan Ryan	10.43	1972★
3.	Nolan Ryan	10.35	1976★
4.	Nolan Ryan	10.26	1977★
5.	Nolan Ryan	9.97	1978★
6.	Nolan Ryan	9.93	1974★
7.	Frank Tanana	9.41	1975★
8.	Nolan Ryan	9.01	1979★
9.	Chuck Finley	8.65	1995
10.	JOHN LACKEY	8.57	2005

FEWEST HITS/9 IP

(min. of 162 IP)			
1.	Nolan Ryan	5.26	1972★
2.	Nolan Ryan	5.96	1977★
3.	Nolan Ryan	5.98	1974★
4.	Andy Messersmith	6.08	1969★
5.	Nolan Ryan	6.11	1976★
6.	Dean Chance	6.27	1964
7.	Nolan Ryan	6.57	1973
8.	Frank Tanana	6.62	1976
9.	Andy Messersmith	6.63	1972
10.	Andy Messersmith	6.66	1970

FEWEST BB/9 IP

(min. of 162 IP)			
1.	Paul Byrd	1.23	2005
2.	Ken Forsch	1.59	1981★
3.	Bert Blyleven	1.64	1989
4.	BARTOLO COLON	1.74	2005
5.	Paul Hartzell	1.81	1977
6.	Fred Newman	1.85	1964
7.	Tommy John	1.88	1983
8.	Don Sutton	1.93	1987
9.	Mike Witt	1.96	1989
10.	Frank Tanana	1.99	1980

FEWEST

BASERUNNERS/9 IP

(min. of 162 IP)			
1.	Frank Tanana	8.90	1976★
2.	Dean Chance	9.05	1964
3.	George Brunet	9.50	1968
4.	Andy Messersmith	9.68	1969
5.	Mike Witt	9.74	1986
6.	Frank Tanana	9.77	1977
7.	Frank Tanana	9.93	1975
8.	George Brunet	9.96	1965
9.	Fred Newman	9.98	1965
10.	Clyde Wright	9.99	1971

FEWEST HR/9 IP

(min. of 162 IP)			
1.	Dean Chance	0.23	1964★
2.	Andy Messersmith	0.27	1972
3.	Paul Hartzell	0.33	1976
4.	Nolan Ryan	0.36	1977★
	Dean Chance	0.36	1963
6.	Mike Witt	0.40	1982★
7.	George Brunet	0.41	1965
	Nolan Ryan	0.41	1976
	Ken Forsch	0.41	1981★
10.	Fred Newman	0.43	1964

RELIEF WINS

1.	Minnie Rojas	12	1967
	Jack Sanford	12	1966
3.	Mark Clear	11	1980
	Mark Clear	11	1979
5.	SCOT SHIELDS	10	2005
	Shigetoshi Hasegawa	10	2000
	Dave LaRoche	10	1978
	Mark Petkovsek	10	1999
	Luis Sanchez	10	1983
10.	Brendan Donnelly	9	2005
	Stewart Cliburn	9	1985
	Luis Sanchez	9	1984
	Eddie Fisher	9	1971
	Bob Lee	9	1965

RELIEF LOSSES

1.	SCOT SHIELDS	11	2005
	Mark Clear	11	1980
3.	Al Levine	10	2001
	Dave LaRoche	10	1979
5.	Dave LaRoche	9	1978
	Minnie Rojas	9	1967
7.	Donnie Moore	8	1985
	Dick Drago	8	1976
	Ryne Duran	8	1962
10.	10 players tied	7	

RELIEF APPEARANCES

1.	SCOT SHIELDS	78	2005
2.	SCOT SHIELDS	74	2006
3.	Minnie Rojas	72	1967
4.	Mark Eichhorn	70	1991
5.	F. RODRIGUEZ	69	2006
	F. RODRIGUEZ	69	2004
	Mike James	69	1996
	Bob Lee	69	1965
9.	Bill Kelson	68	1967
10.	Troy Percival	67	1998
	Bryan Harvey	67	1991

SAVES-BLOWN SAVES PCT.

1.	Troy Percival	39.3	92.9	2001
2.	Troy Percival	36.3	92.3	1996
3.	F. RODRIGUEZ	47.4	92.2	2006
4.	Troy Percival	40.4	90.9	2002
5.	Lee Smith	37.4	90.2	1995
6.	F. RODRIGUEZ	45.5	90.0	2005
7.	Troy Percival	33.4	89.2	2003
8.	Bryan Harvey	46.6	88.5	1991
9.	Troy Percival	42.6	87.5	1998
10.	Troy Percival	33.5	86.8	2004

All CAPS/**BOLD** — Active
★Led or tied for league lead
Italics — min. of 110 IP for strike-shortened season

ROOKIE SEASON PITCHING

WINS

1. Frank Tanana	14	1974
Marcelino Lopez	14	1965
Dean Chance	14	1962
4. Jason Dickson	13	1997
5. ERVIN SANTANA	12	2005
Jim Abbott	12	1989
Kirk McCaskill	12	1985
Ron Romanick	12	1984
Ricky Clark	12	1967
Ken McBride	12	1961

GAMES

1. Bill Kelso	69	1967
2. Bob Lee	64	1964
3. Troy Percival	62	1995
4. Pep Harris	61	1997
5. FRANCISCO RODRIGUEZ	59	2003

STARTS

1. Ken McBride	36	1961
2. Frank Tanana	35	1974
3. Ron Romanick	33	1984
4. Jason Dickson	32	1997
Marcelino Lopez	32	1965

RELIEF APPEARANCES

1. Bill Kelso	68	1967
2. Troy Percival	62	1995
3. Pep Harris	61	1997
4. FRANCISCO RODRIGUEZ	59	2003
Bob Lee	59	1964

COMPLETE GAMES

1. Frank Tanana	12	1974
2. Ken McBride	11	1961
3. Ron Romanick	8	1984
Marcelino Lopez	8	1965
5. Mike Witt	7	1981
Paul Hartzell	7	1976

SHUTOUTS

1. Frank Tanana	4	1974
2. Bo Belinsky	3	1962
3. Julio Valera	2	1992
Jim Abbott	2	1989
Ron Romanick	2	1984
Paul Hartzell	2	1976
Dean Chance	2	1962

SAVES

1. Ken Tatum	22	1969
2. DeWayne Buice	17	1987
Bob Lee	17	1964
4. Lloyd Allen	15	1971
5. Mark Clear	14	1979

INNINGS PITCHED

1. Frank Tanana	268.2	1974
2. Ken McBride	242	1961
3. Ron Romanick	229.2	1984
4. Marcelino Lopez	215.1	1965
5. Dean Chance	207	1962

BASE ON BALLS

1. Bo Belinsky	122	1962
2. Ken McBride	102	1961
3. Ron Moeller	83	1961
4. Marcelino Lopez	82	1965
5. Rudy May	78	1965

STRIKEOUTS

1. Frank Tanana	180	1974
Ken McBride	180	1961
3. Bo Belinsky	145	1962
4. Dean Chance	127	1962
5. Marcelino Lopez	122	1965

STRIKEOUT AVG. — PER 9 IP

(minimum 50 innings pitched)

1. Troy Percival	11.4	1995
2. FRANCISCO RODRIGUEZ	9.9	2003
3. Kevin Gregg	8.6	2004
DeWayne Buice	8.6	1987
5. Andy Messersmith	8.2	1968


BEST WIN-SAVE TOTAL

1. Ken Tatum	29 (7/22)	1969
2. Mark Clear	25 (11/14)	1979
3. DeWayne Buice	23 (6/17)	1987
Bob Lee	23 (6/17)	1964
5. Dean Chance	21 (14/7)	1962

ROOKIE ALL-STAR SELECTIONS

RHP Jason Dickson	1997
RHP Mark Clear	1979
RHP Ken McBride	1961

AllCAPS/Bold — Active



DEAN CHANCE

YEARLY LEADERS PITCHING

Led or tied for league lead Bold face indicates club record

Year	Wins	Losses	ERA (Starter)	ERA (Reliever)	Shutouts	Saves
1961	McBride (12)	McBride (15)	Bowsfield (3.78)	Morgan (2.35)	Four with 1	Fowler Morgan (8)
1962	Chance (14)	Belinsky D. Lee (11)	Chance (2.96)	Fowler (2.81)	McBride (4)	Duren (9)
1963	Chance McBride (13)	Chance (18)	Chance (3.19)	Fowler (2.43)	Four with 2	Fowler Navarro (8)
1964	Chance# (20)	McBride (13)	Chance# (1.65)	B. Lee (1.51)	Chance# (11)	B. Lee (17)
1965	Chance (15)	Newman (16)	Brunet (2.56)	B. Lee (1.92)	Chance (4)	B. Lee (21)
1966	Brunet Sanford (13)	Chance (17)	Chance (3.08)	B. Lee (2.74)	Brunet Chance Lopez (2)	B. Lee (12)
1967	Clark McGlothlin Rojas (12)	Brunet# (19)	Clark (2.59)	Rojas (2.51)	McGlothlin (6)	Rojas (22)
1968	Brunet (13)	Brunet# (17)	Brunet (2.86)	Messersmith (2.21)	Brunet (5)	Rojas (5)
1969	Messersmith (16)	McGlothlin Murphy (16)	Messersmith (2.52)	Tatum (1.36)	Brunet Messersmith (2)	Tatum (22)
1970	Wright (22)	May Murphy (13)	Wright (2.83)	Garrett (2.65)	May Murphy (2)	Tatum (17)
1971	Messersmith (20)	Murphy Wright (17)	Messersmith Wright (2.99)	Queen (1.78)	Messersmith (4)	Allen (15)
1972	Ryan (19)	Ryan (16)	Ryan (2.28)	Barber (2.08)	Ryan# (9)	Allen (5)
1973	Ryan (21)	Wright (19)	Ryan (2.87)	Barber (3.53)	May Ryan (4)	Sells (10)
1974	Ryan (22)	Tanana (19)	Hassler (2.61)	Sells (3.69)	Tanana (4)	Pena (3)
1975	Tanana Figueroa (16)	Singer (15)	Tanana (2.62)	Kirkwood (3.11)	Ryan Tanana (5)	Kirkwood (7)
1976	Tanana (19)	Ryan# (18)	Tanana (2.43)	Scott (3.23)	Ryan# (7)	Drago (6)
1977	Ryan (19)	Ryan (16)	Tanana (2.54)	Miller (3.02)	Tanana# (7)	LaRoche (13)
1978	Tanana (18)	Ryan (13)	Tanana (3.65)	Miller (2.66)	Tanana (4)	LaRoche (25)
1979	Frost Ryan (16)	Ryan (14)	Frost (3.57)	Clear (3.63)	Ryan (5)	Clear (14)
1980	Tanana Clear (11)	Aase (13)	Aase (4.06)	Hassler (2.49)	Aase Kison Martinez (1)	Hassler (10)
1981	Forsch (11)	Zahn (11)	Forsch (2.88)	Aase (2.34)	Forsch (4)	Aase (11)
1982	Zahn (18)	Forsch (11)	Witt (3.51)	Hassler (2.78)	Forsch Zahn (4)	Corbett (8)
1983	Forsch John Kison (11)	Witt (14)	Zahn (3.33)	Sanchez (3.66)	Zahn (3)	Sanchez (7)
1984	Witt (15)	John (13)	Zahn (3.12)	Corbett (2.12)	Zahn# (5)	Sanchez (11)
1985	Witt (15)	McCaskill (12)	Witt (3.56)	Moore (1.92)	Four with 2	Moore (31)
1986	Witt (18)	Sutton (11)	Witt (2.84)	Moore (2.97)	Witt (3)	Moore (21)
1987	Witt (16)	Witt (14)	Witt (4.01)	Minton (3.08)	Fraser McCaskill Reuss (1)	Buice (17)
1988	Witt (13)	Witt (16)	Witt (4.15)	Harvey (2.13)	McCaskill Witt (2)	Harvey (17)
1989	Blyleven (17)	Witt (15)	Finley (2.57)	McClure (1.55)	Blyleven# (5)	Harvey (25)



YEARLY LEADERS PITCHING

Year	Wins	Losses	ERA (Starter)	ERA (Reliever)	Shutouts	Saves
1990	Finley (18)	Langston (17)	Finley (2.40)	Fraser (3.08)	Finley (2)	Harvey (25)
1991	Langston (19)	McCaskill# (19)	J. Abbott (2.89)	Harvey (1.60)	Finley (2)	Harvey# (46)
1992	Langston (13)	Abbott (15)	Abbott (2.77)	Eichhorn (2.38)	Langston Valera (2)	Grahe (21)
1993	Finley Langston (16)	Finley (14)	Finley (3.15)	Butcher Grahe (2.86)	Finley (2)	Frey (13)
1994	Finley (10)	Finley Leftwich (10)	Finley (4.32)	B. Patterson (4.07)	Finley (2)	Grahe (13)
1995	Finley Langston (15)	Finley (12)	Finley (4.21)	Percival (1.95)	Abbott Finley Langston (1)	Smith (37)
1996	Finley (15)	Abbott# (18)	Finley (4.16)	Percival (2.31)	Finley Grimsley Springer (1)	Percival (36)
1997	Dickson Finley (13)	Watson (12)	Finley (4.23)	Holtz (3.32)	Dickson Finley Springer (1)	Percival (27)
1998	Finley (11)	Dickson (10)	Finley (3.39)	Hasegawa (3.14)	Finley (1)	Percival (42)
1999	Finley (12)	Finley Hill Sparks (11)	Finley (4.43)	Petkovsek (3.47)	None	Percival (31)
2000	Hasegawa (10)	Schoeneweis (10)	Schoeneweis (5.45)	Hasegawa (3.57)	Cooper Schoeneweis (1)	Percival (32)
2001	Ortiz (13)	Valdes (13)	Washburn (3.77)	Levine (2.38)	None	Percival (39)
2002	Washburn (18)	Appier (12)	Washburn (3.15)	Percival (1.92)	Ortiz Sele (1)	Percival (40)
2003	Ortiz (16)	Lackey (16)	Washburn (4.43)	Donnelly (1.58)	Lackey (2)	Percival (33)
2004	Colon (18)	Lackey (13)	Escobar (3.93)	Rodriguez (1.82)	Lackey Washburn (1)	Percival (33)
2005	Colon# (21)	Byrd Shields (11)	Washburn (3.20)	Rodriguez (2.67)	Byrd Santana Washburn (1)	Rodriguez# (45)
2006	Santana (16)	Escobar (14)	Lackey (3.56)	Rodriguez (1.73)	Lackey# (2)	Rodriguez# (47)

Year	Games	Starts	Complete	Innings	Strikeouts	Walks
1961	Morgan (59)	McBride (36)	McBride (11)	McBride (242)	McBride (180)	Grba (115)
1962	Spring (57)	Belinsky D. Lee (31)	Chance McBride (6)	Chance (207)	Belinsky (145)	Belinsky# (122)
1963	Fowler Navarro (57)	McBride (36)	McBride (11)	McBride (251)	Chance (168)	Chance (90)
1964	B. Lee (64)	Chance (35)	Chance# (15)	Chance# (278.1)	Chance (207)	Chance (86)
1965	B. Lee (69)	Newman (36)	Chance Newman (10)	Newman (260.2)	Chance (164)	Chance (101)
1966	B. Lee (61)	Chance (37)	Chance (11)	Chance (259.2)	Chance (180)	Chance# (114)
1967	Rojas (72)	Brunet (37)	McGlothlin (9)	Brunet (250)	Brunet (165)	Brunet (90)
1968	Burgmeier (56)	Brunet (36)	Brunet McGlothlin (8)	Brunet (245.1)	McGlothlin (135)	Brunet (68)
1969	Fisher (52)	McGlothlin Murphy (35)	Messersmith (10)	Messersmith (250)	Messersmith (211)	Messersmith (100)
1970	Fisher (67)	Wright (39)	Wright (7)	Wright (260.2)	May (164)	Wright (88)
1971	Fisher (43)	Messersmith (38)	Messersmith (14)	Messersmith Wright (276.2)	Messersmith (179)	Messersmith (121)
1972	Fisher (43)	Ryan (39)	Ryan (20)	Ryan (284)	Ryan# (329)	Ryan# (157)
1973	Sells (51)	Singer (40)	Ryan (26)	Ryan (326)	Ryan# (383)	Ryan# (162)
1974	Ryan (42)	Ryan (41)	Ryan (26)	Ryan# (332.2)	Ryan# (367)	Ryan# (202)



YEARLY LEADERS PITCHING

Year	Games	Starts	Complete	Innings	Strikeouts	Walks
1975	Scott (50)	Tanana (33)	Tanana Figueroa (16)	Tanana (257.1)	Tanana# (269)	Ryan (132)
1977	LaRoche (46)	Ryan (37)	Ryan# (22)	Ryan (299)	Ryan# (341)	Ryan# (204)
1978	LaRoche (59)	Tanana (33)	Ryan (14)	Tanana (239.1)	Ryan# (260)	Ryan# (148)
1979	LaRoche (53)	Ryan (34)	Ryan (17)	Frost (239)	Ryan# (223)	Ryan (114)
1980	Clear (58)	Tanana (31)	Tanana (7)	Tanana (204)	Tanana (113)	Aase (66)
1981	Hassler (42)	Zahn (25)	Forsch (10)	Zahn (161.1)	Witt (75)	Witt (47)
1982	Hassler (54)	Forsch (35)	Forsch Zahn (12)	Zahn (229.1)	Kison (86)	Zahn (65)
1983	Sanchez (56)	John (34)	Forsch Zahn (11)	John (234.2)	Kison (83)	Witt (75)
1984	Sanchez (49)	Witt (34)	Witt Zahn (9)	Witt (246.2)	Witt (196)	Witt (84)
1985	Moore (65)	Witt (35)	McCaskill Romanick Witt (6)	Witt (250)	Witt (180)	Witt (98)
1986	Moore (49)	Witt Sutton (34)	Witt (14)	Witt (269)	Witt (208)	McCaskill (92)
1987	Buice (57)	Witt (36)	Witt (10)	Witt (247)	Witt (192)	Witt (84)
1988	Harvey (50)	Witt (34)	Witt (12)	Witt (249.2)	Witt (133)	Witt (87)
1989	Minton (62)	Blyleven Witt (33)	Finley (9)	Blyleven (241)	Finley (156)	Finley (82)
1990	Eichhorn (60)	Abbott Langston (33)	Finley (7)	Finley (236)	Langston (195)	Langston (104)
1991	Eichhorn (70)	J. Abbott Finley Langston (34)	Langston (7)	Langston (246.1)	Langston (183)	Finley (101)
1992	Crim (57)	Langston (32)	Langston (9)	Langston (229)	Langston (174)	Finley (98)
1993	Frey (55)	Finley Langston (35)	Finley# (13)	Langston (256.1)	Langston (196)	Langston (85)
1994	B. Patterson (47)	Finley (25)	Finley (7)	Finley# (183.1)	Finley (148)	Finley (71)
1995	Patterson Percival (62)	Finley (32)	Finley Langston (2)	Finley (203)	Finley (195)	Finley (93)
1996	James (69)	Finley (35)	Finley (4)	Finley (238)	Finley (215)	Finley (94)
1997	Holtz (66)	Watson (34)	Finley Springer (3)	Finley Dickson (203.2)	Finley (155)	Springer Watson (73)
1998	Percival (67)	Finley (34)	Finley Watson Olivares (1)	Finley (223.1)	Finley (212)	Finley (109)
1999	Hasegawa Petkovsek (64)	Finley (33)	Olivares (3)	Finley (213.1)	Finley (200)	Finley (94)
2000	Hasegawa (66)	Schoeneweis (27)	Ortiz (2)	Schoeneweis (170)	Schoeneweis (78)	Schoeneweis (67)
2001	Levine (64)	Ortiz Schoeneweis (32)	Ortiz (2)	Ortiz (208.2)	Ortiz (135)	Schoeneweis (77)
2002	Weber (63)	Appier Ortiz Washburn (32)	Ortiz (4)	Ortiz (217.1)	Ortiz (162)	Ortiz (68)
2003	Donnelly (63)	Lackey (33)	Lackey Washburn (2)	Washburn (207.1)	Lackey (151)	Lackey (66)
2004	Rodriguez (69)	Colon (34)	Lackey Washburn (1)	Colon Escobar (208.1)	Escobar (191)	Escobar (76)
2005	Shields (78)	Colon Lackey (33)	Byrd Colon (2)	Colon (222.2)	Lackey (199)	Lackey (71)
2006	Shields (74)	Lackey Santana (33)	Lackey (3)	Lackey (217.2)	Lackey (190)	Lackey (72)

Led or tied for League lead

Bold face indicates club record

CLUB PITCHING (YEAR-BY-YEAR)

	ERA	CG	SHO	SV	IP	H	R	ER	HR	HB	BB	SO	WP
1961	4.31	25	5	28	1438	1391	784	689	180	34	713	973	53
1962	3.70	23	15	46	1466	1412	706	602	118	49	616	858	39
1963	3.52	30	13	21	1455.1	1317	660	570	120	52	578	889	48
1964	2.91	30	28	41	1450.2	1273	551	469	100	50	530	965	42
1965	3.17	39	14	33	1441.2	1259	569	508	91	27	563	847	52
1966	3.56	31	12	40	1457.1	1364	643	577	136	38	511	836	49
1967	3.19	19	14	44	1430.1	1246	587	507	118	40	525	892	61
1968	3.43	29	11	31	1437	1234	615	548	131	33	519	869	68
1969	3.54	25	9	39	1438.1	1294	652	566	126	51	517	885	64
1970	3.48	21	10	49	1462.1	1280	630	566	154	43	559	922	52
1971	3.10	39	11	32	1481	1246	576	510	101	36	607	904	60
1972	3.06	57	18	16	1377.2	1109	533	469	90	28	620	1000	49
1973	3.57	72★	13	19	1456.1	1351	657	577	104	41	614	1010★	56
1974	3.52	64	13	12	1439	1339	657	563	101	47	649	986★	50
1975	3.89	59	19	16	1453.1	1366	723	628	123	39	643	975★	62
1976	3.36	64	15	17	1477.1	1323	631	551	95	38	553	992★	57
1977	3.76	53	13	26	1437.2	1383	695	600	136	47	572	965★	26
1978	3.65	44	13	33	1455.2	1382	666	590	125	32	599	892★	36
1979	4.34	46	9	33	1436	1463	768	692	131	33	573	820★	53
1980	4.52	22	6	30	1428.1	1548	797	717	141	39	529	725	32
1981	3.71	27	8	19	971.1	958	453	400	81	21	323	426	18
1982	3.82	40	10	27	1464	1436	670	621	124	42	482	728	36
1983	4.32	39	7	23	1474★	1636	779	708	130	30	496	668	51
1984	3.96	36	12	26	1458	1526	697	641	143	27	474	754	44
1985	3.91	22	8	41	1457.1	1453	703	633	171	27	514	767	45
1986	3.85	29	12	40	1455.2	1356	684	622	153	27	478	955	44
1987	4.38	20	7	36	1457.1	1481	803	709	212	32	504	941	54
1988	4.32	26	9	33	1455.2	1530	771	698	135	42	568	817	68
1989	3.28	32★	20	38	1454.1	1384	578	530	113	29	465	896	51
1990	3.79	21	13	42	1454	1482	706	613	106	38	544	944	50
1991	3.69	18	10	50	1441.2	1351	749	591	141	38	543	990	49
1992	3.84	26★	13	42	1446	1449	671	617	130	39	532	888	42
1993	4.34	26★	6	41	1430.1	1482	770	690	153	51	550	843	55
1994	5.42	11	4	21	1027	1149	660	618	150	45★	436	682	48
1995	4.52	8	9	42	1284.1	1310	697	645	163	43	486	901	42
1996	5.30	12	8	38	1439	1546	943	847	219	84★	662	1052	80
1997	4.52	9	5	39	1454.2	1506	794	730	202★	54	605	1050	57
1998	4.49	3	5	52	1444	1481	783	720	164	47	630	1091	70
1999	4.79	4	7	37	1431.1	1472	826	762	177	56	624	877	65★
2000	5.00	5	3	46★	1448	1534	869	805	228	36	662	846	47
2001	4.20	6	1	43	1437.2	1452	730	671	168	64	525	947	46
2002	3.69	7	14	54★	1452.1★	1345	644	595	169	49	509	999	52
2003	4.28	5	9	39	1431.1	1444	743	680	190	76	486	980	53
2004	4.28	2	11	50	1454.1	1476	734	692	170	44	502	1164★	61
2005	3.68	7	11	54★	1464.1	1419	643	598	158	48	443	1126★	70
2006	4.04	5	12	50	1452.2★	1410★	732	652	158	50	471	1164★	85★

★ Led or tied for league lead



MARK LANGSTON, JIM ABBOTT AND CHUCK FINLEY

LOW HIT GAMES BY ANGELS

NO-HITTERS (7)

1. Bo Belinsky, vs. Baltimore, May 5, 1962 (2-0)
2. Clyde Wright, vs. Oakland, July 3, 1970 (4-0)
3. Nolan Ryan, at Kansas City, May 15, 1973 (3-0)
4. Nolan Ryan, at Detroit, July 15, 1973 (6-0)
5. Nolan Ryan, vs. Minnesota, Sept. 28, 1974 (4-0)
6. Nolan Ryan, vs. Baltimore, June 1, 1975 (1-0)
7. Mike Witt, at Texas, Sept. 30, 1984 (1-0, perfect game)

COMBINED NO-HITTERS (1)

1. Mark Langston-Mike Witt, vs. Seattle, April 11, 1990 (1-0)

ONE-HITTERS (16)

1. Dean Chance, at Minnesota, Sept. 10, 1962 (5-0)
2. Bob Turley, at Chicago, June 12, 1963 (5-0)
3. Nolan Ryan, vs. Boston, July 9, 1972 (3-0)
4. Nolan Ryan, vs. New York, Aug. 29, 1973 (5-0)
5. Nolan Ryan, vs. Texas, June 27, 1974 (5-0)
6. Andy Hassler, vs. Chicago, Sept. 8, 1974 (0-1)
7. Nolan Ryan, vs. Seattle, April 15, 1977 (7-0)
8. Nolan Ryan, vs. Cleveland, May 5, 1978 (5-0)
9. Chris Knapp, at Toronto, Sept. 3, 1978 (3-1)
10. Nolan Ryan, vs. New York, July 13, 1979 (6-1)
11. Bruce Kison, at Minnesota, April 23, 1980 (17-0)
12. Kirk McCaskill, at Texas, June 25, 1986 (7-1)
13. Willie Fraser, vs. Seattle, Aug. 10, 1988 (2-1)
14. Kirk McCaskill, vs. Toronto, April 28, 1989 (9-0)
15. Chuck Finley, at Boston, May 26, 1989 (5-0)
16. John Lackey, at Oakland, July 7, 2006 (3-0)



ELLIE RODRIGUEZ AND NOLAN RYAN

COMBINED ONE-HITTERS (5)

1. Ken McBride-Julio Navarro, at Washington, April 13, 1964 (4-0, Opening Day)
2. Rick Clark-Clyde Wright, vs. Baltimore, Aug. 20, 1968 (7-2)
3. Bill Harrelson-Andy Messersmith, at New York, Aug. 27, 1968 (2-0)
4. Frank Tanana-Don Kirkwood, vs. Oakland, April 26, 1975 (1-0)
5. Bartolo Colon-Francisco Rodriguez-Troy Percival, vs. Texas, July 27, 2004 (2-0)

LOW HIT GAMES VS. ANGELS

NO-HITTERS (6)

1. Earl Wilson, at Boston, June 26, 1962 (2-0)
2. Dennis Eckersley, at Cleveland, May 30, 1977 (1-0)
3. Bert Blyleven, Texas, at Anaheim, Sept. 22, 1977 (6-0)
4. Joe Cowley, Chicago, at Anaheim, Sept. 19, 1986 (7-1)
5. Kenny Rogers, at Texas, July 28, 1994 (4-0, perfect game)
6. Eric Milton, at Minnesota, Sept. 11, 1999 (7-0)

COMBINED NO-HITTERS (1)

1. Vida Blue-Glenn Abbott-Paul Lindblad-Rollie Fingers, at Oakland, Sept. 28, 1975 (5-0)

ONE-HITTERS (17)

1. Wally Bunker, Kansas City, at Anaheim, Sept. 11, 1969 (3-0)
2. Sonny Siebert, Boston, at Anaheim, July 31, 1970 (2-0)
3. Rich Hand, at Cleveland, Aug. 28, 1970 (5-1)
4. Bill Gogolewski, Texas, at Anaheim, Sept. 12, 1972 (3-0)
5. Jim Kaat, Minnesota, at Anaheim, July 1, 1973 (2-1)
6. Mike Cuellar, Baltimore, at Anaheim, May 31, 1975 (1-0)
7. Rick Langford, Oakland, at Anaheim, July 5, 1979 (3-0)
8. Russ Baumgarten, at Chicago, July 2, 1980 (1-0)
9. Britt Burns, at Chicago, Sept. 9, 1983 (11-0)
10. Dennis Martinez, at Baltimore, June 5, 1985 (4-0)

(more)

11. Charlie Hough, Texas, at Anaheim, June 16, 1986 (1-2)
12. Walt Terrell, at Detroit, Aug. 20, 1986 (3-0)
13. Scott Sanderson, New York, at Anaheim, July 11, 1991 (2-0)
14. Dennis Rasmussen, Kansas City, at Anaheim, Sept. 29, 1992 (2-0)
15. Jimmy Key, New York, at Anaheim, April 27, 1993 (5-0)
16. David Cone, Kansas City, at Anaheim, May 22, 1994 (4-0)
17. Steve Trachsel, New York Mets, at Anaheim, June 15, 2003, (8-0)

COMBINED ONE-HITTERS (8)

1. Whitey Ford-Jim Coates-Buddy Daley-Bob Turley, at New York, May 22, 1962 (2-1, 12 inn.)
2. Mike Paul-Gary Kroll-Jack Hamilton-Stan Williams, at Cleveland, June 8, 1969 (3-2)
3. Marty Pattin-Steve Mingori, at Kansas City, June 26, 1976 (3-0)
4. Gary Beare-Sam Hinds-Bill Castro, at Milwaukee, June 18, 1977 (4-2)
5. Ross Baumgarten-Randy Scarbery, at Chicago, May 25, 1979 (6-1)
6. Joe Niekro-Al Holland, New York, at Anaheim, June 4, 1986 (11-0)
7. John Burkett-Jeff Zimmerman-John Wetteland, vs. Texas, June 29, 1999 (5-0)
8. Freddy Garcia-Neal Cotts, vs. Chicago (AL), Sept. 13, 2006 (9-0)

CLUB FIELDING

	PCT.	PO	A	E	TC	DP	TP	PB
1961	.969	4314	1756	192	6262	154	0	24
1962	.972	4393	1791	175	6364	153	0	16
1963	.974	4366	1837	163	6366	155	0	18
1964	.978	4352	1851	138	6341	168	0	8
1965	.981	4325	1874	123	6322	149	0	20
1966	.979	4372	1861	136	6369	186	0	16
1967	.982★	4291	1711	111	6113	135	0	13
1968	.977	4311	1712	140	6163	156	0	18
1969	.978	4315	1760	136	6211	164	0	30
1970	.980	4387	1775	127	6289	169	1	27
1971	.980	4443	1891	131	6465	159	0	25
1972	.981	4133	1607	114	5854	135	1	21
1973	.975	4369	1689	156	6214	153	0	16
1974	.976	4317	1721	147	6185	150	0	23
1975	.975	4360	1705	184	6249	164	0	12
1976	.977	4432	1840	150	6422	139	0	15
1977	.978	4313	1693	147	6153	137	2★	5
1978	.978	4367	1624	136	6127	136	0	5
1979	.978	4308	1602	135	6045	172	0	12
1980	.978	4285	1576	134	5995	144	0	10
1981	.977	2914	1286	101	4301	120	0	6
1982	.983	4392	1984★	108	6484★	171	0	4
1983	.977	4422★	2077★	154	6653★	190★	0	6
1984	.980	4374	1803	128	6305	170	0	4
1985	.982★	4372	1841	112	6325	202★	0	8
1986	.983	4368	1718	107	6193	156	0	12
1987	.981	4372	1640	117	6129	162	0	11
1988	.979	4367	1825	135	6327	175	0	9
1989	.985	4363	1887★	96	6346	173	0	14
1990	.978	4362	1871★	142	6375★	186★	0	15
1991	.984	4325	1858★	102	6285	156	0	23
1992	.979	4338	1810	134	6282	172	0	5
1993	.980	4291	1694	120	6105	161	0	10
1994	.983	3081	1196	76	4353	110	0	11
1995	.982	3853	1416	95	5364	120	0	13
1996	.979	4317	1702	128	6147	156	1★	12
1997	.980	4364	1592	123	6079	140	1★	19
1998	.983	4332	1646	106	6084	146	0	28
1999	.983	4294	1723	106	6123	156	0	20
2000	.978	4344	1746	134	6224	182	0	6
2001	.983	4313	1690	103	6106	142	0	16
2002	.986	4357★	1575	87	6019	151	0	7
2003	.982	4294	1517	105	5916	138	0	11
2004	.985	4363	1511	90	5964	126	0	11
2005	.986★	4393	1670	94	6191	154	0	6
2006	.979	4358★	1545	124	6027	154	0	8

★ Led League

GAMES PLAYED BY POSITION

CATCHER

1. Bob Boone 961
2. Bob Rodgers 895
3. Bengie Molina 685
4. Jorge Fabregas 401
5. Lance Parrish 386
6. Brian Downing 309
7. JOSE MOLINA 308
8. Terry Humphrey 255
9. Tom Egan 231
10. Ellie Rodriguez 227

SHORTSTOP

1. Jim Fregosi 1,367
2. Dick Schofield 1,073
3. Gary DiSarcina 1,069
4. David Eckstein 527
5. Dave Chalk 324
6. ORLANDO CABRERA 293
7. Joe Koppe 260
8. Tim Loll 213
9. Rick Burleson 188
10. Leo Cardenas 150

LEFT FIELD

1. G. ANDERSON 1,069
2. Brian Downing 722
3. Rick Reichardt 516
4. Luis Polonia 456
5. Leon Wagner 342
6. Joe Rudi 330
7. Darin Erstad 260
8. Orlando Palmeiro 219
9. Alex Johnson 216
10. Willie Smith 213

FIRST BASE

1. Wally Joyner 879
2. Rod Carew 720
3. Darin Erstad 578
4. Jim Spencer 474
5. Scott Spiezio 391
6. J.T. Snow 333
7. Lee Thomas 290
8. Joe Adcock 273
9. Don Mincher 255
10. Mo Vaughn 219

DESIGNATED HITTER

1. Brian Downing 598
2. Chili Davis 587
3. Don Baylor 516
4. Reggie Jackson 374
5. Tim Salmon 358
6. Frank Robinson 250
7. G. ANDERSON 156
8. Brad Fullmer 135
9. Dave Parker 119
10. Orlando Palmeiro 86

CENTER FIELD

1. Gary Pettis 567
2. Jim Edmonds 566
3. Devon White 464
4. Darin Erstad 454
5. G. ANDERSON 404
6. Albie Pearson 388
7. Fred Lynn 377
8. Mickey Rivers 369
9. Jose Cardenal 339
10. Jay Johnstone 327

SECOND BASE

1. Bobby Grich 1,098
2. Adam Kennedy 969
3. Bobby Knoop 801
4. Sandy Alomar 703
5. Jerry Remy 432
6. Bill Moran 365
7. Johnny Ray 363
8. Rob Wilfong 323
9. Mark McLemore 235
10. Luis Sojo 203

OUTFIELD

1. G. ANDERSON 1,588
2. Tim Salmon 1,266
3. Brian Downing 722
4. Darin Erstad 708
5. Jim Edmonds 654
6. Devon White 595
7. Albie Pearson 589
8. Gary Pettis 569
9. Leroy Stanton 555
10. Rick Reichardt 541

RIGHT FIELD

1. Tim Salmon 1,263
2. Leroy Stanton 463
3. V. GUERRERO 389
4. Reggie Jackson 274
5. Dan Ford 266
6. Bobby Bonds 238
7. Dave Winfield 223
8. Roger Repoz 212
9. Albie Pearson 202
10. Lee Thomas 194

THIRD BASE

1. Troy Glaus 778
2. Doug DeCinces 749
3. Jack Howell 600
4. Paul Schaal 431
5. Carney Lansford 424
6. Ken McMullen 417
7. Dave Chalk 399
8. Felix Torres 317
9. Aurelio Rodriguez 275
10. Ron Jackson 234

All CAPS/BOLD — Active



HIGHEST FIELDING PCT. BY POSITION

(100-OR-MORE GAMES)

Position	PLAYER	PCT	YEAR	G	PO	A	E	TC
Catcher	Bengie Molina	.999	2002	121	707	60	1	768
	Jim Spencer	.999	1973	125	994	74	1	1069
First Base	Scott Spiezio	.999	2001	105	819	74	1	894
	Bobby Grich	.997	1985	116	224	380	2	606
Second Base	David Eckstein	.988	2004	138	198	309	6	513
Shortstop	Orlando Cabrera	.988	2005	141	229	347	7	583
Third Base	Carney Lansford	.983	1979	157	135	263	7	405
	Brian Downing	1.000	1984	131	272	5	0	277
Outfield		1.000	1982	158	321	9	0	330
	Tommy John	1.000	1983	34	16	39	0	55
Pitcher#	Bert Blyleven	1.000	1989	33	14	38	0	52

50-or-more Total Chances

Bold - current Angel

ANGELS TRIPLE PLAYS

- June 26, 1970 at Kansas City...“around the horn” on a ground ball hit by Amos Otis; Chico Ruiz (3b) to Sandy Alomar (2b) to Billy Cowan (1b).
- June 27, 1972 at Minnesota...fly ball hit by Jim Nettles and ensuing rundown of runners originally at second (Steve Braun) and third (Harmon Killebrew), Jim Spencer (lf) to Ken McMullen (3b) to Sandy Alomar (2b) to Leo Cardenas (ss).
- July 14, 1977 vs. Seattle...“around the horn” on a ground ball hit by Lee Stanton; Ron Jackson (3b) to Jerry Remy (2b) to Tony Solaita (1b).
- July 23, 1977 at Minnesota...line drive hit by Lyman Bostock with runners being doubled off second (Jerry Terrell) and first (Mike Cubbage) bases; Rance Mulliniks (ss) to Jerry Remy (2b) to Tony Solaita (1b).
- Sept. 8, 1996 at Minnesota...“around the horn” on a ground ball hit by Ron Coomer; Jack Howell (3b) to Rex Hudler (2b) to J.T. Snow (1b).
- July 5, 1997 vs. Seattle...deep fly hit by Rich Amaral with runners being doubled off second (Russ Davis) and first (Dan Wilson) bases; Garret Anderson (cf) to Gary DiSarcina (ss) to Darin Erstad (1b).

OPPONENTS TRIPLE PLAYS

- Sept. 28, 1963 at Boston...Felix Torres hit comebacker to Bob Heffner who started unique triple play; Heffner (p) to Frank Malzone (3b) to Ed Bressoud (ss) to Felix Mantilla (2b), who was covering first base.
- Aug. 18, 1966 at Minnesota...“around the horn” on ground ball hit by Frank Malzone; Rich Rollins (3b) to Cesar Tovar (2b) to Harmon Killebrew (1b).
- May 10, 1979 at Boston...line drive hit by Joe Rudi with runners being doubled off second (Rod Carew) and first (Don Baylor) bases; Jerry Remy (2b) to Rick Burleson (ss) to George Scott (1b).
- May 16, 1979 vs. Milwaukee...“around the horn” on a ground ball hit by Bobby Grich; Sal Bando (3b) to Paul Molitor (2b) to Cecil Cooper (1b).
- July 23, 1979 at Boston...line drive hit by Willie Aikens with runners being doubled off second (Dan Ford) and first (Don Baylor) bases; Rick Burleson (ss) to Carl Yastrzemski (1b).
- April 27, 1981 at Oakland...line drive hit by Don Baylor with runners being doubled off second (John Harris) and first (Ed Ott) bases; Rob Picciolo (ss) to Dave Revering (1b).
- Aug. 8, 1983 vs. Minnesota...line drive hit by Ron Jackson with runners doubled off second (Bobby Grich) and first (Reggie Jackson) bases; Gary Gaetti (3b) to John Castino (2b) to Kent Hrbek (1b).
- Aug. 25, 1992 at Baltimore...line drive hit by Gary Gaetti with runners being doubled off third (Tim Salmon) and first (Chad Curtis) bases; Leo Gomez (3b) to Randy Milligan (1b).
- July 7, 2004 at White Sox...“around the horn” on ground ball hit by Bengie Molina; Joe Crede (3b) to Juan Uribe(2b) to Paul Konerko (1b).



DON BAYLOR

DAY-BY-DAY BEST/WORST RECORDS

GAME NO.	BEST RECORD	(# - Last Time)	WORST RECORD	(# - Last Time)	GAME NO.	BEST RECORD	(# - Last Time)	WORST RECORD	(# - Last Time)
1.	1-0	(24-'06)	0-1	(22-'03)	82.	50-32	('05)	30-52	('69)
2.	2-0	(9-'04)	0-2	(6-'01)	83.	51-32	('05)	31-52	('69,'80)
3.	3-0	(70, '91, '04)	0-3	(76, '92)	84.	52-32	('05)	31-53	('69)
4.	4-0	(70)	0-4	(76, '92)	85.	52-33	('89, '95, '05)	31-54	('69)
5.	5-0	(70)	1-4	(6-'92)	86.	53-33	('89, '95)	32-54	('69)
6.	5-1	(70)	1-5	('61)	87.	54-33	('95)	32-55	('69)
7.	5-2	(5-'93)	1-6	('61)	88.	55-33	('95)	33-55	('69, '80)
8.	6-2	(70)	1-7	('61)	89.	56-33	('95)	33-56	('80)
9.	6-2-1	(74)	1-8	('61)	90.	56-34	('95)	33-57	('80)
10.	7-2-1	(74)	2-8	('61)	91.	56-35	('95)	34-57	('80)
11.	8-3	('79, '82, '87)	3-8	('61, '02)	92.	57-35	('95)	34-58	('80)
12.	9-3	('79, '82)	4-8	(5-'02)	93.	57-36	('95)	34-59	('80)
13.	10-3	('79, '82)	4-9	('61)	94.	58-36	('95)	34-60	('80)
14.	11-3	('79)	4-10	('61)	95.	59-36	('95)	34-61	('80)
15.	12-3	('79)	5-10	(4-'02)	96.	60-36	('95)	35-61	('80)
16.	12-4	('79, '93)	5-11	('61, '76)	97.	60-37	('95)	36-61	('80)
17.	12-5	('79, '82, '93)	5-12	('61, '76)	98.	61-37	('95)	37-61	('80)
18.	13-5	('82, '93)	6-12	('61, '76, '02)	99.	61-38	('95)	37-62	('80)
19.	14-5	('82)	6-13	(76, '02)	100.	62-38	('95)	37-63	('80)
20.	14-6	('78, '82)	6-14	('02)	101.	63-38	('95)	38-63	('80)
21.	15-6	('82)	7-14	(76, '02)	102.	64-38	('95)	38-64	('80)
22.	15-7	('82)	7-15	(76)	103.	64-39	('95)	39-64	('80)
23.	16-7	('82)	7-16	(76)	104.	64-40	('95)	40-64	('80)
24.	16-8	('82)	8-16	(76)	105.	64-41	('95)	40-64-1	(74)
25.	17-8	('82)	9-16	(4-'94)	106.	65-41	('95)	41-65	('69)
26.	17-9	(4-'95)	9-17	('61, '69, '94)	107.	66-41	('95)	41-65-1	(74)
27.	18-9	(70, '78, '95)	9-18	('61, '94)	108.	66-42	('89, '95)	42-66	('69)
28.	18-10	(4-'04)	9-19	('61)	109.	66-43	('89, '95)	43-66	('69)
29.	19-10	(70, '04)	10-19	(61, '76)	110.	67-43	('89)	43-66-1	(74)
30.	20-10	(70, '04)	11-19	(6-'90)	111.	67-44	('89, '95)	43-67-1	(74)
31.	21-10	(70, '04)	11-20	(5-'90)	112.	68-44	('89)	43-68-1	(74)
32.	22-10	(70, '04)	11-21	(4-'76)	113.	68-45	('89)	43-69-1	(74)
33.	22-11	(70, '04)	11-22	(69, '76)	114.	68-46	('89)	44-69-1	(74)
34.	23-11	(70, '04)	11-23	('69)	115.	68-47	('89)	45-69-1	(74)
35.	23-12	(70, '04)	11-24	('69)	116.	69-47	('89)	45-70-1	(74)
36.	24-12	(70, '04)	11-25	('69)	117.	69-48	('89, '02)	45-71-1	(74)
37.	25-12	(70, '04)	11-26	('69)	118.	70-48	('89, '02)	46-71-1	(74)
38.	25-13	(4-'04)	11-27	('69)	119.	71-48	('89, '02)	46-72-1	(74)
39.	26-13	(4-'04)	11-28	('69)	120.	72-48	('89, '02)	47-72-1	(74)
40.	26-14	(4-'04)	12-28	('69)	121.	73-48	('89, '02)	48-72-1	(74)
41.	27-14	(70, '82, '89)	13-28	('69)	122.	74-48	('89)	48-73-1	(74)
42.	28-14	(70)	13-29	('69)	123.	74-49	('89, '02)	48-74-1	(74)
43.	28-15	(4-'04)	14-29	('69)	124.	74-50	('89, '02)	49-75	('80)
44.	29-15	('82, '89, '04)	14-30	('69)	125.	75-50	('89, '02)	49-76	('80)
45.	29-16	('82, '89, '04)	15-30	('69)	126.	75-51	('89, '02)	50-76	('69)
46.	30-16	('82, '89)	16-30	('61, '64, '69)	127.	76-51	('89)	50-76-1	(74)
47.	31-16	('82, '89)	16-31	('69)	128.	76-52	('89, '02)	50-77-1	(74)
48.	32-16	('89)	16-32	('69)	129.	77-52	('89, '02)	50-78-1	(74)
49.	33-16	('89)	16-33	('69)	130.	77-53	('89, '02)	50-79-1	(74)
50.	33-17	('89)	16-34	('69)	131.	78-53	('02)	51-80	('99)
51.	33-18	('89)	17-34	('69)	132.	78-54	('89, '02)	51-81	('99)
52.	34-18	('89)	17-35	('69)	133.	79-54	('02)	51-82	('99)
53.	35-18	('89)	18-35	('69)	134.	80-54	('02)	52-82	('80, '99)
54.	35-19	('89)	18-36	('69)	135.	81-54	('02)	52-83	('80, '99)
55.	36-19	('89)	19-36	('69)	136.	82-54	('02)	52-84	('99)
56.	36-20	('89)	19-37	('69)	137.	83-54	('02)	52-84-1	(74)
57.	36-21	('89)	20-37	('69)	138.	84-54	('02)	53-84-1	(74)
58.	36-22	('89)	20-38	('69)	139.	85-54	('02)	53-85-1	(74)
59.	36-23	('89)	20-39	('69)	140.	86-54	('02)	54-85-1	(74)
60.	36-24	('79, '89, '02)	21-39	('61, '69, '80)	141.	87-54	('02)	55-85-1	(74)
61.	37-24	('02)	21-40	('61, '69, '80)	142.	88-54	('02)	55-86-1	(74)
62.	37-25	('02)	21-41	('61)	143.	88-55	('02)	56-86-1	(74)
63.	38-25	('02)	22-41	('61)	144.	89-55	('02)	56-87-1	(74)
64.	39-25	('02)	23-41	('61, '69, '80)	145.	90-55	('02)	57-87-1	(74)
65.	39-26	('79, '89, '02)	23-42	('61, '69, '80)	146.	91-55	('02)	58-87-1	(74)
66.	40-26	('79)	23-43	('69, '80)	147.	92-55	('02)	58-88-1	(74)
67.	40-27	('79, '82)	23-44	('69, '80)	148.	93-55	('02)	58-89-1	(74)
68.	41-27	('79)	24-44	('61, '69, '80)	149.	94-55	('02)	59-89-1	(74)
69.	41-28	(4-'98)	24-45	('61, '69, '80)	150.	94-56	('02)	60-89-1	(74)
70.	42-28	('79, '82, '98')	24-46	('69, '80)	151.	95-56	('02)	61-89-1	(74)
71.	42-29	(6-'05)	25-46	('61, '69, '80)	152.	95-57	('02)	61-90-1	(74)
72.	43-29	(4-'05)	25-47	('61, '69)	153.	95-58	('02)	61-91-1	(74)
73.	44-29	('82, '98, '05)	26-47	('61, '69, '80)	154.	96-58	('02)	61-92-1	(74)
74.	45-29	('82, '98, '05)	26-48	('69)	155.	96-59	('02)	61-93-1	(74)
75.	46-29	('98, '05)	27-48	('69)	156.	96-60	('02)	62-93-1	(74)
76.	47-29	('05)	28-48	('61, '69, '80)	157.	96-61	('02)	63-93-1	(74)
77.	47-30	('98, '05)	28-49	('69)	158.	96-62	('02)	63-94-1	(74)
78.	47-31	('98, '05)	28-50	('69)	159.	97-62	('02)	64-94-1	(74)
79.	48-31	('05)	29-50	('69)	160.	97-63	('02)	65-95	('80)
80.	49-31	('05)	30-50	('69, '80)	161.	98-63	('02)	66-94-1	(74)
81.	50-31	('05)	30-51	('69, '80)	162.	99-63	('02)	67-95	('68)
					163.	—		68-94-1	(74)



DAY-BY-DAY TOTALS

YEAR	MON.	TUE.	WED.	THU.	FRI.	SAT.	SUN.	RECORD
1961	6-9	12-14	8-13	4-16	14-14	17-6	9-19	70-91
1962	7-2	9-16	19-6	10-7	12-14	12-14	17-17	86-76
1963	7-7	9-9	15-19	5-11	8-16	14-11	12-18	70-91
1964	5-9	14-11	18-9	7-5	10-17	12-13	16-16	82-80
1965	8-8	14-8	13-18	4-8	14-12	14-11	8-22	75-87
1966	8-9	11-9	12-12	7-10	14-10	15-11	13-21	80-82
1967	11-8	11-19	13-7	2-5	18-8	11-16	18-14	84-77
1968	9-12	9-13	7-18	5-9	13-13	10-14	14-16	67-95
1969	10-5	9-16	13-13	5-8	11-19	10-14	13-16	71-91
1970	9-4	13-14	14-12	9-8	13-13	9-16	19-9	86-76
1971	6-9	11-11	11-13	8-15	14-11	12-12	14-15	76-86
1972	5-10	11-12	13-10	8-6	10-16	14-12	14-14	75-80
1973	9-4	11-13	17-8	7-13	11-14	14-12	10-19	79-83
1974	7-10	8-15	14-12	4-8	14-14	12-15	9-20	68-94
1975	7-9	9-15	11-13	9-5	8-18	14-15	14-14	72-89
1976	10-7	12-11	11-12	9-9	8-16	14-14	12-17	76-86
1977	9-10	11-11	10-12	7-9	12-14	10-16	15-16	74-88
1978	5-12	9-14	11-11	15-2	16-12	15-14	16-10	87-75
1979	11-5	10-14	11-15	8-9	13-12	20-6	15-13	88-74
1980	8-10	12-10	12-12	5-13	14-13	8-17	6-20	65-95
1981	9-6	9-8	7-9	6-4	6-10	6-12	8-10	51-59
1982	11-4	12-13	10-13	11-10	17-9	16-10	16-10	93-69
1983	8-15	11-11	12-12	6-9	11-15	12-15	10-15	70-92
1984	8-13	15-10	11-14	7-8	13-12	15-10	12-14	81-81
1985	11-9	10-12	12-12	10-8	14-12	15-11	18-8	90-72
1986	12-8	17-8	15-8	8-10	11-15	17-8	12-13	92-70
1987	9-12	13-11	15-8	6-10	9-17	11-15	12-14	75-87
1988	8-11	7-16	11-13	9-8	16-11	10-16	14-12	75-87
1989	8-10	13-10	14-11	9-10	16-10	13-13	18-7	91-71
1990	11-9	15-9	11-15	8-9	12-13	11-14	12-13	80-82
1991	10-9	15-10	11-12	10-7	7-19	15-11	13-13	81-81
1992	7-10	8-18	9-16	8-9	14-12	16-10	10-15	72-90
1993	4-12	9-15	13-12	7-11	12-15	13-13	13-13	71-91
1994	2-10	8-9	9-9	5-8	8-11	8-10	7-11	47-68
1995	9-8	12-9	8-14	11-6	11-11	11-11	16-8	78-67
1996	7-13	9-15	11-12	7-11	14-11	9-17	13-12	70-91
1997	10-8	13-11	10-14	9-10	14-11	14-12	14-12	84-78
1998	12-5	11-11	15-11	10-9	11-14	11-15	15-12	85-77
1999	6-11	11-15	12-13	9-8	12-13	9-18	11-14	70-92
2000	9-9	13-12	11-14	8-8	18-8	13-13	10-16	82-80
2001	5-4	8-16	11-14	16-10	12-13	10-16	13-14	75-87
2002	6-8	13-12	16-9	11-8	19-8	15-11	19-7	99-63
2003	4-8	11-14	14-10	9-12	12-14	15-12	12-15	77-85
2004	7-4	13-11	11-14	11-13	17-9	19-7	14-12	92-70
2005	12-4	12-13	12-13	11-7	18-7	16-11	14-12	95-67
2006	12-10	16-9	11-14	6-6	14-12	16-10	14-12	89-73
Totals	374-389	519-563	555-561	366-405	585-588	593-580	604-640	3596-3726

NOTE: **Bold** denotes best record.

ANGELS BY THE DECADE

YEARS	RECORD/PCT.	.500 -or-BETTER SEASONS
1961-1969	685-770 (.471)	3
1970-1979	781-831 (.484)	3
1980-1989	783-783 (.500)	5
1990-1999	738-817 (.475)	4
2000-2006	609-525 (.537)	4

ANGELS MONTH-BY-MONTH TOTALS

YEAR	MARCH	APRIL	MAY	JUNE	JULY	AUG.	SEPT.	OCT.
1961	(—)	4-9	12-16	12-22	17-10	13-19	12-14	0-1
1962	(—)	7-9	17-11	17-13	16-13	18-14	11-16	(—)
1963	(—)	11-10	11-17	19-12	12-19	8-18	9-15	(—)
1964	(—)	6-7	10-22	19-12	19-12	14-15	12-11	2-1
1965	(—)	6-7	18-17	9-17	14-14	14-17	13-14	1-1
1966	(—)	7-6	16-14	16-15	15-14	13-17	12-15	1-1
1967	(—)	8-9	10-18	20-11	17-11	11-16	17-11	1-1
1968	(—)	8-10	14-15	15-12	11-18	13-22	6-18	(—)
1969	(—)	6-10	8-19	11-18	15-14	15-12	16-16	0-2
1970	(—)	13-7	17-10	13-14	15-14	16-13	11-18	1-0
1971	(—)	12-11	11-16	12-18	17-11	11-16	13-14	(—)
1972	(—)	5-8	13-15	13-16	13-16	13-14	17-11	1-2
1973	(—)	9-8	15-12	15-15	10-19	12-14	14-15	0-2
1974	(—)	11-11	12-15	9-20	9-18	11-17	14-13	2-0
1975	(—)	12-8	10-18	13-17	12-16	15-14	10-16	(—)
1976	(—)	5-12	14-18	12-15	14-14	13-15	16-11	2-1
1977	(—)	9-13	15-10	12-12	11-18	14-15	12-19	1-1
1978	(—)	14-7	11-14	15-15	16-14	14-13	16-12	1-0
1979	(—)	15-8	15-12	14-15	17-11	11-17	16-11	(—)
1980	(—)	8-10	11-15	6-21	12-16	14-15	14-14	0-4
1981	(—)	10-11	13-16	8-2	(—)	9-10	10-18	1-2
1982	(—)	15-7	16-11	14-12	13-14	17-12	15-13	3-0
1983	(—)	13-9	14-12	13-14	9-20	12-18	7-19	2-0
1984	(—)	15-11	11-14	15-12	12-14	13-16	15-14	(—)
1985	(—)	14-7	12-13	15-12	16-11	16-13	14-13	3-3
1986	(—)	13-8	10-17	17-10	15-11	19-10	17-10	1-4
1987	(—)	12-11	9-17	17-11	15-11	13-16	7-19	2-2
1988	(—)	10-13	9-19	15-11	19-8	15-14	7-20	0-2
1989	(—)	15-10	18-7	12-14	12-14	15-14	12-16	1-0
1990	(—)	8-11	15-14	15-13	12-16	16-12	12-15	2-1
1991	(—)	10-10	16-11	15-12	11-15	11-18	15-13	3-2
1992	(—)	11-10	10-17	11-17	14-13	13-16	10-16	3-1
1993	(—)	13-6	14-15	10-17	11-17	11-17	10-18	2-1
1994	(—)	9-16	14-13	10-17	11-16	3-6	(—)	(—)
1995	(—)	2-2	18-11	14-13	20-7	13-17	10-16	1-1
1996	(—)	13-12	13-14	15-14	10-16	11-18	8-17	(—)
1997	(—)	12-12	23-12	13-15	19-9	14-15	10-15	(—)
1998	(—)	15-11	12-15	22-6	9-18	18-12	9-15	(—)
1999	(—)	11-12	13-15	11-15	8-17	8-21	16-12	3-0
2000	(—)	13-13	14-13	14-12	16-12	11-15	14-14	0-1
2001	(—)	10-15	14-13	14-13	16-11	15-14	6-15	0-6
2002	0-1	11-13	19-7	17-12	16-10	18-11	18-9	(—)
2003	0-1	13-13	13-13	14-13	12-15	14-15	11-15	0-0
2004	(—)	13-10	17-10	11-16	15-12	19-8	15-13	2-1
2005	(—)	17-11	44-11	17-9	13-14	14-13	19-9	2-0
2006	(—)	12-13	11-17	12-14	19-7	16-13	19-8	0-1
TOTALS	0-2	482-457	618-651	633-634	631-616	617-677	571-646	44-43

NOTE: Bold denotes best record.

ANGELS VS. DIVISIONS

YEAR	VS. EAST			VS. CENTRAL			VS. WEST		
	HOME	ROAD	TOTAL	HOME	ROAD	TOTAL	HOME	ROAD	TOTAL
1969	22-17	13-26	35-43	(—)	(—)	(—)	21-21	15-27	36-48
1970	21-18	20-19	41-37	(—)	(—)	(—)	22-20	23-19	45-39
1971	22-17	15-24	37-41	(—)	(—)	(—)	13-29	26-16	39-45
1972	19-17	15-21	34-38	(—)	(—)	(—)	25-19	16-23	41-42
1973	18-18	16-20	34-38	(—)	(—)	(—)	25-20	20-25	45-45
1974	19-23	14-22	33-45	(—)	(—)	(—)	23-22	18-27	41-49
1975	17-19	18-17	35-36	(—)	(—)	(—)	18-27	19-26	37-53
1976	17-19	14-22	31-41	(—)	(—)	(—)	21-24	24-21	45-45
1977	17-19	17-19	34-38	(—)	(—)	(—)	22-23	18-27	40-50
1978	20-16	15-21	35-37	(—)	(—)	(—)	30-15	22-23	52-38
1979	25-17	16-26	41-43	(—)	(—)	(—)	24-15	23-16	47-31
1980	9-33	16-24	25-57	(—)	(—)	(—)	21-18	19-20	40-38
1981	19-13	13-14	32-27	(—)	(—)	(—)	7-15	12-17	29-32
1982	21-19	21-21	42-40	(—)	(—)	(—)	29-10	20-19	49-29
1983	20-22	18-24	38-46	(—)	(—)	(—)	15-24	17-22	32-46
1984	19-23	23-19	42-42	(—)	(—)	(—)	18-21	21-18	39-39
1985	28-14	17-25	45-39	(—)	(—)	(—)	21-16	24-17	45-33
1986	23-20	21-20	44-40	(—)	(—)	(—)	27-12	21-18	48-30
1987	20-22	16-26	36-48	(—)	(—)	(—)	18-21	21-18	39-39
1988	19-23	20-22	39-45	(—)	(—)	(—)	16-23	20-19	36-42
1989	30-12	20-22	50-34	(—)	(—)	(—)	22-17	19-20	41-37
1990	23-19	19-23	42-42	(—)	(—)	(—)	19-20	19-20	38-40
1991	23-19	21-21	44-40	(—)	(—)	(—)	17-22	20-19	37-41
1992	24-18	14-28	38-46	(—)	(—)	(—)	17-22	17-22	34-44
1993	24-18	12-20	36-48	(—)	(—)	(—)	20-19	15-24	35-43
1994	8-18	11-13	19-31	9-13	8-7	17-20	6-9	5-8	11-17
1995	13-15	15-14	28-29	13-11	18-7	31-18	8-7	6-13	19-20
1996	19-12	11-19	30-31	16-16	9-21	25-36	8-11	7-13	21-24
1997	16-12	9-18	25-30	17-11	13-14	30-25	12-5	13-3	25-11
1998	13-15	14-13	27-28	13-14	16-12	29-26	10-8	9-9	19-17
1999	11-15	9-21	20-36	13-15	11-13	24-28	11-7	9-9	20-16
2000	17-13	11-14	28-27	13-10	12-16	25-26	9-10	8-11	17-21
2001	10-9	14-8	24-17	15-9	9-12	24-21	9-20	8-21	17-41
2002	15-7	13-6	28-13	15-6	15-9	30-15	18-11	12-17	30-28
2003	7-14	8-16	15-30	17-6	9-9	26-15	15-14	10-19	25-33
2004	13-10	14-14	27-24	13-8	15-7	28-15	15-14	17-12	32-26
2005	12-8	7-14	19-22	15-10	15-7	30-17	16-11	18-11	34-22
2006	16-8	11-11	26-19	10-9	14-9	24-18	15-14	17-11	32-25
TOTALS	686-629	567-733	1253-1362	179-137	164-143	343-280	668-637	628-682	1286-1319

- ** 1997 Interleague Play vs. NL West: 4-12 (0-4 vs. LA, 1-3 vs. SF, 2-2 vs. SD, 1-3 vs. COL)
- ** 1998 Interleague Play vs. NL West: 10-6 (3-1 vs. LA, 1-2 vs. SF, 1-2 vs. SD, 3-0 vs. COL, 2-1 vs. ARI)
- ** 1999 Interleague Play vs. NL West: 6-12 (2-4 vs. LA, 1-2 vs. SF, 0-3 vs. SD, 2-1 vs. COL, 1-2 vs. ARI)
- ** 2000 Interleague Play vs. NL West: 12-6 (4-2 vs. LA, 2-1 vs. SF, 2-1 vs. SD, 3-0 vs. COL, 1-2 vs. ARI)
- ** 2001 Interleague Play vs. NL West: 10-8 (4-2 vs. LA, 0-3 vs. SF, 2-1 vs. SD, 3-0 vs. COL, 1-2 vs. ARI)
- ** 2002 Interleague Play vs. NL West/Central: 11-7 (3-3 vs. LA, 2-1 vs. CIN, 3-0 vs. MIL, 2-1 vs. PIT, 1-2 vs. STL)
- ** 2003 Interleague Play vs. NL West/East: 11-7 (4-2 vs. LA, 2-1 vs. FLA, 2-1 vs. MON, 1-2 vs. NYM, 2-1 vs. PHI)
- ** 2004 Interleague Play vs. NL West/Central: 7-11 (3-3 vs. LA, 1-2 vs. CHI, 1-2 vs. HOU, 1-2 vs. MIL, 1-2 vs. PIT)
- ** 2005 Interleague Play vs. NL West/East: 12-6 (5-1 vs. LA, 2-1 vs. ATL, 2-1 vs. FLA, 2-1 vs. NYM, 1-2 vs. WAS)
- ** 2006 Interleague Play vs. NL West: 7-11 (2-4 vs. LA, 1-2 vs. SF, 1-2 vs. SD, 1-2 vs. COL, 2-1 vs. ARI)

CLUB HISTORY



SERIES SWEEPS

3-GAME

TEAM	TOT.	W/L	H/R	LAST TIME
BALTIMORE	9	W	H	Sept. 4-6, 2006
	10	L	H	Sept. 17-19, 1999
	1	W	R	Sept. 6-8, 2002
	9	L	R	July 23-25, 1999
BOSTON	TOT.	W/L	H/R	LAST TIME
	11	W	H	April 6-8, 1998
	10	L	H	July 31-Aug. 2, 1998
	2	W	R	July 31-Aug. 2, 2001
CHICAGO (AL)	TOT.	W/L	H/R	LAST TIME
	8	W	H	May 10-12, 2002
	8	L	H	April 28-30, 2006
	5	W	R	Sept. 9-11, 2005
CLEVELAND	TOT.	W/L	H/R	LAST TIME
	11	W	H	May 6-8, 2003
	9	L	H	Aug. 9-11, 1999
	4	W	R	Sept. 3-5, 2004
COLORADO	TOT.	W/L	H/R	LAST TIME
	2	W	H	July 7-9, 2000
	0	L	H	—
	0	W	R	July 6-8, 2001
DETROIT	TOT.	W/L	H/R	LAST TIME
	8	W	H	May 3-5, 2004
	8	L	H	Aug. 16-18, 1993
	3	W	R	June 16-18, 1989
KANSAS CITY	TOT.	W/L	H/R	LAST TIME
	9	W	H	May 27-29, 2005
	7	L	H	Sept. 15-17, 1995
	7	W	R	July 1-3, 2005
LOS ANGELES	TOT.	W/L	H/R	LAST TIME
	2	W	H	June 24-26, 2005
	0	L	H	—
	0	W	R	—
MILWAUKEE	TOT.	W/L	H/R	LAST TIME
	9	W	H	May 19-21, 2006
	4	L	H	May 16-18, 1997
	3	W	R	Sept. 19-21, 1988
MINNESOTA	TOT.	W/L	H/R	LAST TIME
	11	W	H	July 11-13, 2003
	6	L	H	Aug. 6-8, 1996
	9	W	R	May 23-25, 2000
NEW YORK (AL)	TOT.	W/L	H/R	LAST TIME
	7	L	R	June 3-5, 1996
	7	W	H	May 23-25, 1995
	7	L	H	July 29-31, 2003
OAKLAND	TOT.	W/L	H/R	LAST TIME
	6	L	R	Aug. 20-22, 2004
	8	W	H	Aug. 29-31, 1995
	8	W	H	April 11-13, 2003
SAN DIEGO	TOT.	W/L	H/R	LAST TIME
	9	W	H	July 3-5, 1998
	6	L	R	April 23-25, 2004
	12	L	R	June 29-July 1, 2004
SAN FRANCISCO	TOT.	W/L	H/R	LAST TIME
	0	W	H	—
	0	L	H	—
	0	W	R	—
SEATTLE	TOT.	W/L	H/R	LAST TIME
	4	W	H	July 12-14, 2001
	5	L	H	July 19-21, 2002
	8	W	R	June 9-11, 2006
TAMPA BAY	TOT.	W/L	H/R	LAST TIME
	3	W	R	July 5-7, 2002
	0	L	H	—
	3	W	R	July 14-16, 2006
TEXAS	TOT.	W/L	H/R	LAST TIME
	14	W	H	Sept. 20-22, 2005
	3	L	H	June 28-30, 1999
	7	W	R	Sept. 30-Oct. 2, 2005
TORONTO	TOT.	W/L	H/R	LAST TIME
	4	W	H	Sept. 21-23, 2001
	2	L	H	April 26-28, 2002
	5	W	R	May 31-June 2, 1993

4-GAME

TEAM	TOT.	W/L <th>H/R <th>LAST TIME</th> </th>	H/R <th>LAST TIME</th>	LAST TIME
BALTIMORE	0	W	H	—
	0	L	H	—
	0	W	R	—
	2	L	R	July 17-20, 2003
BOSTON	TOT.	W/L	H/R	LAST TIME
	0	W	H	—
	1	L	H	June 12-15, 1980
	1	W	R	May 18-20, 1962
CHICAGO (AL)	TOT.	W/L	H/R	LAST TIME
	1	L	R	Aug. 19-20, 1967
	1	W	H	—
	1	L	H	Sept. 28-Oct. 1, 1970
CLEVELAND	TOT.	W/L	H/R	LAST TIME
	2	W	H	Sept. 23-25, 1983
	0	L	H	—
	2	W	R	July 28-30, 1997
COLORADO	TOT.	W/L	H/R	LAST TIME
	0	W	H	—
	0	L	H	—
	0	W	R	Aug. 30-Sept. 2, 1999
DETROIT	TOT.	W/L	H/R	LAST TIME
	3	W	H	April 19-22, 1996
	0	L	H	—
	1	W	R	July 13-16, 1995
KANSAS CITY	TOT.	W/L	H/R	LAST TIME
	0	W	H	—
	3	L	H	May 6-9, 1996
	1	W	R	Aug. 6-9, 2004
LOS ANGELES	TOT.	W/L	H/R	LAST TIME
	0	W	H	—
	0	L	H	—
	0	W	R	—
MILWAUKEE	TOT.	W/L	H/R	LAST TIME
	0	W	H	—
	0	L	H	—
	1	W	R	July 27-30, 1995
MINNESOTA	TOT.	W/L	H/R	LAST TIME
	0	W	H	—
	0	L	H	Sept. 22-25, 1988
	1	W	R	July 17-19, 1964
NEW YORK (AL)	TOT.	W/L	H/R	LAST TIME
	2	L	R	Sept. 27-30, 1993
	0	W	H	—
	2	L	H	July 21-24, 1994
OAKLAND	TOT.	W/L	H/R	LAST TIME
	4	W	H	June 19-22, 1997
	3	L	H	Oct. 4-7, 2001
	1	W	R	July 10-13, 1997
SAN DIEGO	TOT.	W/L	H/R	LAST TIME
	2	L	R	April 18-20, 1980
	0	W	H	—
	0	L	H	—
SAN FRANCISCO	TOT.	W/L	H/R	LAST TIME
	0	W	H	—
	0	L	H	—
	0	W	R	—
SEATTLE	TOT.	W/L	H/R	LAST TIME
	2	W	H	Aug. 17-20
	2	L	H	July 7-10, 2005
	1	W	R	Apr. 25-28, 1985
TAMPA BAY	TOT.	W/L	H/R	LAST TIME
	1	L	R	April 19-22, 2001
	0	W	R	—
	0	L	R	—
TEXAS	TOT.	W/L	H/R	LAST TIME
	0	W	H	—
	0	L	H	—
	0	W	R	—
TORONTO	TOT.	W/L	H/R	LAST TIME
	0	W	H	—
	0	L	H	—
	2	L	R	July 3-6, 1992

CLUB HISTORY

MARATHONS IN ANGELS HISTORY

(14 INNINGS-OR-MORE)

DATE	OPPONENT	H/A	INNINGS	SCORE	WINNER	LOSER
4/13/82	Seattle	H	20	4-3	Sanchez	Nelson
7/ 9/71	Oakland	A	20	0-1	Knowles	Queen
7/28/05	Toronto	A	18	1-2	Walker	Shields
6/ 8/04	Milwaukee	H	17	0-1	Kinney	Ortiz
9/21/89	Cleveland	A	17	4-5	Bailes	Monteleone
9/10/88	Texas	A	17	2-3	VandeBerg	Cook
5/31/66	Cleveland	H	17	5-7	Hargan	Chance
7/ 6/90	Milwaukee	A	16	9-8	Minton	Edens
7/22/89	Detroit	H	16	5-4	Petry	Hudson
7/ 7/86	Milwaukee	A	16	3-1	Forster	Plesac
4/ 8/82	Oakland	A	16	8-6	Sanchez	Jones
7/24/78	Cleveland	A	16	5-4	Griffin	Kern
9/22/75	Chicago	H	16	3-0	Kirkwood	Gossage
7/ 8/72	Boston	H	16	4-3	Barber	Lee
8/ 1/71	Detroit	A	16	3-4	Niekro	Allen
5/11/70	Boston	H	16	2-1	LaRoche	Brett
4/24/64	Cleveland	H	16	2-5	McMahon	Fowler
8/ 3/63	Chicago	H	16	6-5	Foytack	Fisher
6/13/04	Chicago	H	15	5-6	Leicester	Hensley
9/ 7/97	Detroit	A	15	5-4	Hasegawa	Dishman
9/27/96	Texas	A	15	4-3	Harris	Whiteside
9/ 2/92	Cleveland	H	15	3-2	Lewis	Lilliquist
9/13/86	Chicago	A	15	3-2	Lucas	Dawley
6/ 4/85	Baltimore	A	15	6-5	Cliburn	Dixon
4/30/85	Boston	H	15	3-2	Cliburn	Ojeda
6/12/83	Toronto	H	15	5-6	Clarke	C. Brown
8/ 7/80	Minnesota	H	15	4-2	Hassler	Williams
8/27/76	New York	H	15	0-5	Jackson	Monge
7/28/76	Kansas City	H	15	2-3	Gura	Kirkwood
8/19/75	Milwaukee	H	15	5-4	Scott	Austin
6/14/74	Boston	H	15	4-3	Raziano	Tiant
6/14/71	Boston	H	15	3-4	Lyle	Fisher
8/21/68	Baltimore	H	15	3-4	Brabender	Pattin
6/ 6/64	New York	H	15	0-2	Stafford	Smith
4/24/63	Detroit	A	15	3-4	Anderson	Grba
4/13/63	Chicago	H	15	1-0	Navarro	Peters
6/ 5/03	Montreal	R	14	7-8	Eischen	Callaway
4/27/03	Boston	H	14	4-6	Mendoza	Callaway
4/28/02	Toronto	H	14	8-5	Lukasiewicz	Borbon
6/13/97	San Diego	A	14	7-8	Bochtler	Hasegawa
5/ 8/96	Kansas City	H	14	1-3	Pichardo	Eichhorn
7/11/93	New York	H	14	3-2	Linton	Monteleone
5/24/93	Seattle	A	14	3-4	Henry	Crim
8/ 9/92	Chicago	H	14	8-12	Pall	Bailes
9/10/89	Boston	H	14	2-1	McClure	Lamp
6/21/89	Toronto	H	14	1-6	Minton	Henke
9/10/86	Cleveland	A	14	7-6	Finley	Yett
6/28/85	Kansas City	A	14	4-5	Quisenberry	Corbett
6/26/84	Texas	A	14	3-2	Kison	Jones
9/14/83	Kansas City	H	14	0-1	Armstrong	Steiner
8/24/83	Milwaukee	A	14	0-1	Slaton	Hassler
7/12/83	Detroit	A	14	4-5	Bailey	Witt
7/13/80	Oakland	H	14	5-4	Montague	Hamilton
8/10/79	Seattle	H	14	6-8	Stein	LaRoche
8/20/78	Baltimore	H	14	1-0	Griffin	Stanhouse
10/2/76	Oakland	A	14	8-9	Fingers	Verhoeven
9/13/76	Texas	A	14	6-2	Drago	Bacsik
5/30/76	Kansas City	H	14	2-3	Mingori	Drago
8/ 6/70	Minnesota	A	14	1-2	Williams	Doyle
6/11/69	Baltimore	A	14	7-5	Borbon	Richert
6/24/66	Baltimore	H	14	5-4	Sanford	Fisher
6/11/66	Kansas City	H	14	4-3	Sanford	Krausse
4/12/66	Chicago	A	14	2-3	Pizarro	Brunet
9/15/65	Chicago	H	14	2-1	Sukla	Fisher
9/ 6/63	Kansas City	H	14	4-3	Osinski	Bowsfield
9/ 9/62	Baltimore	A	14	3-4	Wilhelm	Navarro
7/23/62	Baltimore	H	14	6-5	Chance	Hall
6/25/61	Baltimore	H	14	8-9	Hall	Klin



ANGELS IN EXTRA INNINGS

Overall Record: 339-328 Home Record: 184-179 Road Record: 159-152

YEAR	HOME	ROAD	TOTAL	YEAR	HOME	ROAD	TOTAL
1961	2-5	3-4	5-9	1984	4-5	6-5	10-10
1962	6-5	4-4	10-9	1985	7-1	4-2	11-3
1963	5-3	6-4	11-7	1986	4-1	3-4	7-5
1964	2-4	8-1	10-5	1987	7-5	2-8	9-13
1965	5-3	2-4	7-7	1988	3-6	7-2	10-8
1966	6-6	3-2	9-8	1989	4-3	4-2	8-5
1967	3-2	2-5	5-7	1990	6-2	4-3	10-5
1968	5-4	4-0	9-4	1991	2-7	0-2	2-9
1969	4-5	3-1	7-6	1992	4-3	4-5	8-8
1970	6-4	3-3	9-7	1993	4-3	0-5	4-8
1971	2-4	7-6	9-10	1994	2-6	2-1	4-7
1972	8-2	1-1	9-3	1995	2-4	4-1	6-5
1973	4-7	7-4	11-11	1996	4-2	4-5	8-7
1974	2-3	1-3	3-6	1997	4-3	1-5	5-8
1975	4-7	3-3	7-10	1998	2-3	4-3	6-6
1976	6-7	7-5	13-12	1999	3-4	1-4	4-8
1977	3-3	5-3	8-6	2000	2-2	7-5	9-7
1978	5-3	5-2	10-5	2001	4-5	3-3	7-8
1979	2-3	2-1	4-4	2002	7-3	3-2	10-5
1980	4-6	2-4	6-10	2003	1-2	1-2	2-4
1981	3-0	1-4	4-4	2004	2-4	2-2	4-6
1982	6-2	2-3	8-5	2005	6-4	3-6	9-10
1983	3-9	5-5	8-14	2006	4-4	4-3	8-7

ANGELS LONGEST WINNING STREAKS

#G	Year	Opponents	Dates		
11	1964	(Wash. 5, Cle. 3, K.C. 3)	June 16	—	June 26
10	1979	(Min. 5, Oak. 5)	April 11	—	April 21
10	1997	(Sea. 2, Oak. 4, Tex. 2, Det. 2)	July 5	—	July 17
10	2002	(T.B. 1, Bal. 3, T.B. 3, Bal. 3)	Aug. 29	—	Sept. 8
9	1998	(Min. 1, K.C. 2, Sea. 2, Col. 3, Ari. 1)	May 31	—	June 9
9	2004	(Min. 2, Det. 3, T.B. 4)	May 1	—	May 9
9	2004	(T.B. 2, N.Y. 3, K.C. 3, Min. 1)	Aug. 18	—	Aug. 27
8	1987	(K.C. 1, Tex. 3, Chi. 3, Cle. 1)	June 21	—	June 29
8	1995	(Cle. 2, Mil. 4, Sea. 2)	July 25	—	Aug. 2
8	2002	(Sea. 1, Tor. 3, Cle. 3, Tor. 1)	April 24	—	May 3
8	2002	(Det. 2, Chi. 3, Det. 2, Chi. 1)	May 8	—	May 17
8	2005	(Tex. 3, L.A. 3, Tex. 2)	June 20	—	June 28
8	2005	(Det. 3, Tex. 3, T.B. 2)	Sept. 16	—	Sept. 24
8	2006	(Oak. 3, TB. 3, Cle. 2)	July 7	—	July 18
7	1961	(Chi. 1, K.C. 3, Min. 2, Det. 1)	July 2	—	July 7
7	1966	(Chi. 2, Min. 3, K.C. 2)	June 13	—	June 18
7	1967	(Chi. 2, Min. 4, Bos. 1)	July 17	—	July 25
7	1971	(Chi. 2, K.C. 2, Min. 3)	April 12	—	April 18
7	1982	(Sea. 4, Min. 3)	April 13	—	April 19
7	1983	(Cle. 4, N.Y. 3)	May 22	—	May 29
7	1986	(Bal. 1, N.Y. 2, Det. 4)	Aug. 24	—	Aug. 31
7	1988	(Tor. 1, Cle. 4, Det. 2)	July 6	—	July 15
7	1988	(Oak. 1, Chi. 4, Sea. 2)	July 27	—	Aug. 2
7	1989	(Tor. 1, Det. 4, Oak. 2)	July 18	—	July 25
7	1990	(Cle. 2, Tor. 2, Mil. 3)	May 21	—	May 27
7	1995	(Min. 1, Chi. 3, N.Y. 3)	May 18	—	May 25
7	1996	(Tor. 2, Det. 4, Mil. 1)	April 17	—	April 24
7	1996	(Cle. 1, K.C. 3, Tor. 3)	June 9	—	June 15
7	1997	(Chi. 2, Bal. 2, Mil. 3)	June 12	—	June 18

ANGELS LONGEST LOSING STREAKS

#G	Year	Opponents	Dates		
13	1988-89	(Mil. 5, Min. 7, Tex. 1)	Sept. 19	—	April 4
11	1974	(Tex. 1, Oak. 4, Cle. 3, Bal. 3)	June 30	—	July 10
11	1992	(Sea. 1, Min. 3, Tor. 4, Cle. 2, Det. 1)	June 28	—	July 9
11	1999	(L.A. 2, S.D. 3, Tex. 2, Bal. 3, T.B. 1)	July 16	—	July 26
10	1963	(Det. 1, Bal. 3, Wash. 4, N.Y. 2)	June 30	—	July 12
10	1969	(N.Y. 4, Bos. 3, Det. 3)	May 16	—	May 25
10	1993	(Cle. 2, Bos. 3, N.Y. 4, Oak. 1)	July 17	—	July 26
9	1961	(N.Y. 3, Chi. 5, K.C. 1)	June 11	—	June 16
9	1987	(N.Y. 4, Bal. 2, Tor. 3)	May 22	—	May 31
9	1995	(Bal. 3, N.Y. 3, Bos. 3)	Aug. 25	—	Sept. 3
9	1995	(Chi. 1, K.C. 3, Oak. 3, Tex. 2)	Sept. 13	—	Sept. 23
9	1999	(Tor. 2, Bos. 3, Cle. 4)	Aug. 24	—	Sept. 2
8	1961	(Chi. 2, Det. 5, Wash. 1)	April 15	—	April 27
8	1982	(Tex. 2, K.C. 3, Bal. 2, Cle. 1)	June 30	—	July 7
8	1994	(N.Y. 4, Oak. 2, Tex. 2)	July 21	—	July 29



ANGELS STEALING HOME

- 1963 — Albie Pearson vs. Detroit (July 20, at Dodger Stadium)
- 1964 — Ed Kirkpatrick at Kansas City (May 5)
- 1965 — Jose Cardenal vs. Kansas City (May 9, at Dodger Stadium)
Jose Cardenal at Boston (June 1)
Jose Cardenal at Boston (July 25)
- 1966 — Jim Fregosi vs. Washington (Sept. 3)
Paul Schaal vs. Washington (Sept. 3)
- 1967 — Jose Cardenal vs. Minnesota (July 23)
- 1972 — Mickey Rivers at Oakland (May 22)
- 1974 — Dave Chalk vs. Kansas City (May 12)
Lee Stanton vs. Minnesota (July 28, 2nd game)
Bruce Bochte at Chicago (Sept. 15)
John Doherty at Minnesota (Sept. 20)
Morris Nettles at Kansas City (Sept. 25)
Denny Doyle vs. Oakland (Oct. 1)

- 1976 — Dave Collins vs. Detroit (Aug. 30)
- 1977 — Bobby Bonds at Toronto (Aug. 15)
- 1979 — Bob Clark at Toronto (Aug. 24)
- 1981 — Rod Carew at Seattle (April 12)
- 1985 — Gary Pettis at Seattle (April 28)
Gary Pettis vs. Texas (June 11)
- 1989 — Devon White vs. Boston (Sept. 9)★
- 1992 — Luis Polonia at Seattle (June 26)
Luis Polonia at New York (Aug. 21)
- 1994 — Chris Turner at Boston (July 5)
- 1995 — Rex Hudler vs. Detroit (July 21)
- 1997 — Tony Phillips at Seattle (June 28)
- 2006 — Orlando Cabrera vs. Dodgers (July 2)

★ Stole for cycle

ANGELS HOME RAINOUTS

DODGER STADIUM

- 1— April 14, 1963, vs. Chicago (Easter Sunday)
- 2— September 17, 1963, vs. Baltimore (Tuesday Night)
- 3— April 12, 1965, vs. Cleveland (Monday -Opening Night)
- 4— September 18, 1965, vs. Baltimore (Saturday -Day)
- 5— September 19, 1965, vs. Baltimore (Sunday)

ANAHEIM STADIUM

- 6— April 4, 1967, vs. Chicago Cubs (Pre-Season -Tuesday Night)
- 7— April 8, 1975, vs. Kansas City (Tuesday Night)
- 8— September 5, 1978, vs. Texas (Tuesday Night)
- 9— April 19, 1981, vs. Minnesota (Easter Sunday)
- 10— April 19, 1983, vs. Oakland (Tuesday Night)
- 11— April 20, 1983, vs. Oakland (Wednesday Night)
- 12— April 28, 1983, vs. Detroit (Thursday Night)
- 13— September 24, 1986, vs. Cleveland (Wednesday Night)
- 14— April 14, 1988, vs. Chicago (Thursday Day)
- 15— June 16, 1995, vs. Chicago (Friday Night)

Also had power blackout April 21, 1977, vs Chicago (Thursday Night)



DEVON WHITE

ANGELS AT THE ALL-STAR BREAK

YEAR	W-L	POS	GB	YEAR	W-L	POS	GB
1961	35-51	78th	-20 1/2	1984	44-42	3rd	- 1
1962	45-37	3rd	- 2 1/2	1985	52-35	1st	+ 6
1963	41-46	7th	-12	1986	48-39	1st	+ 1 1/2
1964	37-44	7th	-13 1/2	1987	46-43	4th	- 3
1965	41-44	6th	-13 1/2	1988	41-46	T4th	-12 1/2
1966	46-39	4th	-11	1989	52-33	1st	+ 1 1/2
1967	45-40	4th	- 4 1/2	1990	41-43	4th	-11
1968	39-43	6th	-15 1/2	1991	44-37	3rd	- 2
1969	36-58	6th	- 22	1992	35-52	7th	-18
1970	51-35	2nd	- 5	1993	43-43	T4th	-2
1971	42-50	4th	-16 1/2	1994★	38-51	3rd	-5
1972★	40-52	5th	-16 1/2	1995★	39-30	T1st	—
1973	48-48	T4th	- 7	1996	43-45	T3rd	-8 1/2
1974	39-59	6th	-17	1997	44-42	2nd	-4 1/2
1975	40-51	6th	-17	1998	49-37	1st	+1 1/2
1976	35-52	6th	-18 1/2	1999	41-45	4th	-6 1/2
1977	42-46	5th	-11	2000	47-41	3rd	-5
1978	46-40	1st	+ 1	2001	42-45	3rd	-21
1979	55-38	1st	+ 2	2002	51-35	2nd	-3
1980	29-48	7th	-16 1/2	2003	49-43	3rd	-8 1/2
1981★	31-29	4th	- 6	2004	47-40	3rd	-2 1/2
1982	49-37	1st	+ 1	2005	52-36	1st	+5
1983	42-36	2nd	- 2	2006	43-45	3rd	-2

★ Players Strikes from April 5 - 14, 1972, June 12 - July 31, 1981, Aug. 12, 1994 through remainder of season and April 2 - 24, 1995.



THE LAST TIME...

- NO-HITTER by ANGELS – Mark Langston & Mike Witt, April 11, 1990 vs. Seattle (1-0 score)
- NO-HITTER vs. ANGELS – Eric Milton, September 11, 1999 at Minnesota (7-0 score)
- NO-HITTER by ANGELS – John Lackey, July 7, 2006 at Oakland (3-0 score)
- ONE-HITTER vs. ANGELS – Freddy Garcia (8 IP, 1 H) and Neal Cotts (1 IP, 0 H), Sept. 13, 2006 vs. Chicago (9-0 score)
- 10-OR-MORE STRIKEOUTS, GAME by ANGELS STARTER – John Lackey (11), September 28, 2006 vs. Oakland
- 10-OR-MORE STRIKEOUTS, GAME vs. ANGELS – Matt Cain (10), June 19, 2006 at San Francisco
- SHUTOUT by ANGELS – John Lackey (8 IP) and Francisco Rodriguez (1 IP) September 28, 2006 vs. Oakland (2-0 score)
- SHUTOUT vs. ANGELS – Freddy Garcia (8 IP) and Neal Cotts (1 IP), Sept. 13, 2006 vs. Chicago (0-9 score)
- CONSECUTIVE SHUTOUTS by ANGELS – John Lackey (8 IP) and Francisco Rodriguez (1 IP), September 28, 2006 vs. Oakland (2-0 score) & Ervin Santana (7 IP), Brendan Donnelly (1 IP) and JC Romero (1 IP), September 29, 2006 vs. Oakland (6-0 score)
- CONSECUTIVE SHUTOUTS vs. ANGELS – Joaquin Benoit (4+ IP), Erasmo Ramirez (1.1 IP), Jeff Nelson (1 IP), Ron Mahay (.1 IP), Doug Brocail (0+ IP), Brian Shouse (.1 IP), Francisco Cordero (2 IP), Sept. 18, 2004 vs. Texas (2-0 score) & Chris Young (6+ IP), Carlos Almanzar (1.2 IP), Brian Shouse (.1 IP), Francisco Cordero (1 IP), Sept. 19, 2004 vs. Texas (1-0 score)
- CONSECUTIVE SHUTOUTS, INDIVIDUAL, by ANGELS – John Lackey, July 7, 2006 at Oakland (3-0 score) & July 14, 2006 vs. Tampa Bay (3-0 score)
- CONSECUTIVE COMPLETE GAMES by ANGELS – Russ Springer, July 17, 1993 at Cleveland (3-0 loss); Mark Langston, July 18, 1993 at Cleveland (2-1 loss)
- CONSECUTIVE COMPLETE GAMES vs. ANGELS – Mike Mussina, September 10, 2000 vs. Baltimore (3-1 Angels' win); Sidney Ponson, September 11, 2000 vs. Baltimore (3-1 Angels' loss)
- CONSECUTIVE COMPLETE GAME VICTORIES by ANGELS – Chuck Finley, April 22, 1993 vs. Cleveland (8-0 score) & Mark Langston, April 23, 1993 vs. Boston (4-1 score)
- CONSECUTIVE COMPLETE GAME DEFEATS vs. ANGELS – Albie Lopez, June 14, 2000 at Tampa Bay (3-2 loss) & Steve Trachsel, June 15, 2000 at Tampa Bay (2-1 loss)
- 1-0 GAME, VICTORY – September 4, 2006 vs. Baltimore (JD Weaver, Shields and Rodriguez)
- 1-0 GAME, DEFEAT – May 1, 2006 vs. Oakland (Zito, Calero and Duchscherer)
- LAST ANGELS PLAYER TO PITCH – Chili Davis, June 17, 1993 vs. Texas (2 IP, 1 HB)
- TRIPLE PLAY by ANGELS – July 5, 1997 vs. Seattle
- TRIPLE PLAY vs. ANGELS – July 7, 2004 at Chicago (AL)
- INSIDE-THE-PARK HOME RUN by ANGELS – Chone Figgins, September 29, 2006 vs. Oakland (8th inn. off Kiko Calero)
- INSIDE-THE PARK HOME RUN vs. ANGELS – Curtis Granderson, September 15, 2005 vs. Detroit (4th inning off Bartolo Colon)
- PINCH HIT HOME RUN by ANGELS – Tim Salmon, Sept. 17, 2006 at Texas (8th inning, solo off Ron Mahay)
- PINCH-HIT HOME RUN vs. ANGELS – Michael Cuddyer, April 19, 2006 at Minnesota (10th inning, two-run off JC Romero)
- GRAND SLAM by ANGELS – Vladimir Guerrero, July 15, 2006 vs. Tampa Bay (7th inning off Chad Harville)
- GRAND SLAM vs. ANGELS – Nelson Cruz, August 16, 2006 at Texas (3rd inning off Kevin Gregg)
- WALK OFF HR by ANGELS – Adam Kennedy, September 5, 2006 vs. Baltimore (3-run in 10th inning off Julio Manon)
- WALK OFF HR vs. ANGELS – Frank Thomas, July 6, 2006 at Oakland (two-run of Scot Shields in 9th inning)
- PINCH-HIT GRAND SLAM by ANGELS – Shane Halter, May 8, 2004 vs. Tampa Bay (7th inning, off Trevor Miller)
- PINCH-HIT GRAND SLAM vs. ANGELS – Hubie Brooks, June 13, 1994 at Kansas City (8th inning off Bob Patterson)
- TWO-HOME RUN GAME by ANGELS – Vladimir Guerrero, September 26, 2006 vs. Texas
- TWO-HOME RUN GAME vs. ANGELS – Mark Teixeira, September 27, 2006 vs. Texas
- THREE-HOME RUN GAME by ANGELS – Garret Anderson, June 4, 2003 at Montreal (Puerto Rico)
- THREE-HOME RUN GAME vs. ANGELS – Kevin Mench, June 30, 2005 at Texas
- BACK-TO-BACK HOME RUNS by ANGELS – Garret Anderson and Robb Quinlan, August 29, 2006 at Seattle (7th inning – 3rd time in 2006)
- BACK-TO-BACK HOME RUNS vs. ANGELS – Ichiro Suzuki and Chris Snelling, August 29, 2006 at Seattle (1st inning)
- BACK-TO-BACK-TO-BACK HOME RUNS by ANGELS – Vladimir Guerrero, Jose Guillen, Jeff DaVanon, May 24, 2004 at Toronto (3rd inning)
- BACK-TO-BACK-TO-BACK HOME RUNS vs. ANGELS – Craig Grebeck, Raul Mondesi & Carlos Delgado, April 18, 2000 at Toronto (6th inning)
- THREE HOME RUNS, ONE INNING, by ANGELS – Orlando Cabrera, Vladimir Guerrero and Juan Rivera, July 30, 2006 at Boston (3rd inning)
- THREE HOME RUNS, ONE INNING, vs. ANGELS – Jorge Cantu, Travis Lee and Jonny Gomes, Aug. 26, 2005 at Tampa Bay (4th inning)
- FIVE-HIT GAME by ANGELS – Jose Guillen, July 31, 2004 vs. Seattle
- FIVE-HIT GAME vs. ANGELS – Andre Ethier, May 19, 2006 at Los Angeles
- FIVE-RBI GAME or more by ANGELS – Vladimir Guerrero, July 15, 2006 vs. Tampa Bay (5 RBI)
- FIVE-RBI GAME or more vs. ANGELS – Mark Teixeira, September 27, 2006 vs. Texas (5 RBI)
- THREE STEALS, INDIVIDUAL, by ANGELS – Chone Figgins, June 2, 2006 at Cleveland
- THREE STEALS, INDIVIDUAL, vs. ANGELS – Tony Womack, July 30, 2005 at New York Yankees
- BATTING FOR THE CYCLE by ANGELS – Chone Figgins, Sept. 16, 2006 at Texas (5th Angel player/6th time club history)
- STRAIGHT STEAL OF HOME by ANGELS – Orlando Cabrera, July 2, 2006 vs. Los Angeles
- TWO HITS SAME INNING, INDIVIDUAL, by ANGELS – Garret Anderson, July 28, 2006 at Boston (7th inning)



ANGEL STADIUM OF ANAHEIM



ANGEL STADIUM ANAHEIM

The club renamed its ballpark **Angel Stadium of Anaheim** prior to the 2004 season, following a decision by Edison International to exercise its option to exit its 1998 naming rights agreement.

Renovations to Anaheim Stadium began Oct. 1, 1996, reverting the 30-year old structure back to a baseball-only facility and renamed Edison International Field. The total cost for the stadium renovation was estimated at \$100 million and the project was completed in time for the Angels Opening Day, April 1, 1998.

Anaheim Stadium had been the home of the Angels since their move from Los Angeles following the 1965 season. The stadium opened April 9, 1966, as the California Angels hosted the San Francisco Giants in an exhibition game. The franchise's first American League game was April 19, 1966 vs. the Chicago White Sox. The Los Angeles Angels played at Wrigley Field in 1961 and Chavez Ravine from 1962-65.

The original Anaheim Stadium seated 43,204 (later 43,250). The stadium underwent construction in 1979-80 for additional seating to accommodate the Los Angeles Rams of the NFL. Upon completion in 1981, the stadium seated 65,158 (later 64,593) for baseball. The Rams left Anaheim for St. Louis, MO in 1995. Angel Stadium of Anaheim has a seating capacity of approximately 45,037 for Angels regular season games.

FACTS AND FIGURES

Location Site: 2000 Gene Autry Way, Anaheim, CA (off State College Blvd., between Orangewood Blvd. & Katella Ave., west of 57 freeway)
Design: Three-level structure
Seating Capacity: 45,257
Parking Capacity: Approximately 15,000 automobiles
Construction: Started Aug. 31, 1964. Completed April 8, 1966
Renovations: Started Oct. 1, 1996. Completed March 27, 1998
First Event: Anaheim Angels/Los Angeles Dodgers exhibition baseball game, March 27, 1998.

Stadium Area: 140 acres
Foul Lines: 330 feet
Left Field: 365 feet
Left Field Power Alley: 387 feet
Center Field: 400 feet
Right Field Power Alley: 370 feet*
Right Field: 365 feet*
Outfield Fence Height: Left field to right-center: 8 feet
Right-center to right field: 18 feet
*Right Field and Right Field Power Alley fence raised from 8' to 18' in 1998.

ANGELS' SUPER SYSTEM BY DAKTRONICS, INC.

Prior to the 2004 season, Angel Stadium received a new \$6.5 million integrated video, scoring and advertising display system throughout the ballpark. The system, by Daktronics, Inc., provides entertaining video images on two large outfield displays with additional stats and information presented on six other full-color light emitting diode (LED) displays. The new displays are: **Main Scoreboard - Right Field...**The right field scoreboard is upgraded with three new electronic displays and new rotating and static advertising panels. The large ProStar® display in the center measures approximately 42 feet high by 67 feet wide (528 pixels by 880 pixels). Two auxiliary LED displays are located on each side of the large video display and measure approximately 12 feet high by 50 feet wide (144 pixels by 656 pixels)...**Auxiliary Video Display - Left Field...**A new structure in left field includes a second large ProStar® video display. Dubbed "Angel Vision", the display has rotating and static advertising panels with a large illuminated Angels logo...**Outfield Wall Display - Right Field...**A large full-color LED display incorporated into the right field fence used for presenting out-of-town game scores, stats and other information...**Fascia Displays - First Base Line, Third Base Line and Home Plate...**Three fascia-mounted ProAd® displays provide additional information for fans, including statistical information, exciting and colorful graphics and animation and advertising messages.



ANGEL STADIUM OF ANAHEIM



Other unique features of Angel Stadium include terraced bullpens in the outfield, widened concourses, new restroom and concession areas, a spacious and modernized press box and broadcast booths, family-oriented seating sections, state-of-the-art club-level and dugout-level suites, the Pepsi Perfect Game Pavilion (a youth-oriented interactive game area) and landscaped courtyards (with statues in remembrance of Gene Autry and Michelle Carew).

In addition, Angel Stadium includes three full-service restaurants: The Knothole Club (a sports bar located at the club level down the right field line); The Diamond Club (an upscale restaurant with outdoor seating on the field level behind home plate); and the Home Plate Club (an indoor restaurant on the club level overlooking the main entrance to the ballpark).

The following organizations were involved in implementing the transition of Anaheim Stadium into Angel Stadium: **Walt Disney Imagineering**, which served as the manager of the design and construction; **HOK Sports Facilities Group** and **Robert A.M. Stern Architects**, which were responsible for the architectural planning, design and renovation; and **Turner Construction**, which directed and provided construction services.

STADIUM POLICIES

In order to provide a safe and enjoyable atmosphere for our guests, the following will be enforced at all Angels baseball games:

INSIDE ANGEL STADIUM:

- Guests are prohibited from bringing any alcoholic beverages into the ballpark.
- Guests are prohibited from carrying cans, bottles, thermoses, ice chests, glass containers, or any other container or object that is deemed to be unsafe, hazardous, or posing a threat of injury to guests, participants, officials, or individuals employed at the ballpark.
- Guests are prohibited from bringing bulk quantities of food into the ballpark, as determined by Angel staff in its sole discretion.
- Guests are prohibited from selling food or beverages of any kind.
- Guests are prohibited from preparing food or beverages of any kind where such preparation necessitates the use of an object or practice deemed to be unsafe, hazardous, or posing a threat of injury to guests, participants, officials, or individuals employed at the ballpark.

OUTSIDE ANGEL STADIUM:

- Guests are prohibited from selling food or beverages of any kind.
- Guests are prohibited from preparing food or beverages of any kind where such preparation necessitates the use of an object or practice deemed to be unsafe, hazardous, or posing a threat of injury to guests, participants, officials, or individuals employed at the ballpark.
- Tailgating is only permitted within the designated areas (as depicted by orange lines).
- On-site catering is prohibited.
- Only approved gas/propane barbeques units with fuel valve turn-off may be used. AMC 11.04.095
- No vehicle may occupy more than one parking space. AMC 14.32.140
- Consumption of alcohol is strictly prohibited.

ANAHEIM STADIUM - A LOOK BACK



Anaheim Stadium was home to the Angels for 32 years, beginning with an April 9, 1966, exhibition contest vs. the San Francisco Giants and concluding with the final game of the 1997 season, a 4-0 loss to the Texas Rangers, Sept. 28.

After an Aug. 31, 1964 groundbreaking ceremony, Anaheim Stadium was completed in 1966 at a cost of \$24 million. The facility's centerpiece was a giant A-frame scoreboard standing 230 feet high and was the source of the stadium's nickname, "The Big A."

With a seating capacity of 43,250, Anaheim Stadium was built with "Convenience, Comfort and Courtesy" in mind. Narrow foul territory areas and quickly-rising decks gave fans an up-close view of the action. Gradually-inclined ramps, escalators, wide aisles and helpful ushers as well as three surrounding freeways, 26 entrance lanes and 28 exit lanes added to the Big A's accessibility.

Anaheim Stadium underwent construction to enclose the stadium in 1979 for additional seating to accommodate the football Rams. Seating capacity was increased to 64,593 for baseball and more than 70,000 for football. A total of 108 executive style boxes were added to surround the rear of the Club Level. In addition to the Stadium Club, there were two other private dining areas designed for groups — the Stadium Pavilion and the Football Press Box.

At that time, the Big A board was preserved and moved to the edge of the parking lot adjacent to the Orange Freeway behind the right field area.

When the Rams left for St. Louis, Anaheim Stadium's primary tenant remained the Angels, who originally signed a 35-year contract (through 2001). Renovations began Oct. 1, 1996, to revert the 30-year old structure back to a baseball only facility. Total cost for the renovation was estimated at \$100 million.

April 10, 1964 — Anaheim City Council accepts letter of intent in special joint session of Council of Orange County Board of Supervisors, but Supervisors decline to join Anaheim in financing and constructing stadium. City Council unanimously votes to "Go it Alone." Contractor Del Webb pledges to complete stadium before April, 1966 and proceeds with plans, at his own risk, pending final decision of Council. Council authorizes City Manager and City Attorney to draw up lease agreement with Angels and contract for construction of stadium.

Aug. 8, 1964 — Anaheim and Angels sign 35-year lease for stadium.

Aug. 25, 1964 — Purchase of 150 acres completed. By resolution, City Council officially names stadium "Anaheim Stadium."

Aug. 26, 1964 — Anaheim and Del Webb Construction sign contract for construction of stadium to seat about 50,000 at maximum cost of \$16 million.

Aug. 31, 1964 — Groundbreaking for construction of stadium. Angels owner Gene Autry, Del Webb and Anaheim Mayor Odra Chandler shoveled soil in a clearing surrounded by orange groves and corn fields.

Aug. 26, 1965 — Structural steel construction of stadium completed.

Sept. 2, 1965 — Decision made to open with 43,204 seating capacity.

Oct. 1, 1965 — Stadium grass planted.

Oct. 15, 1965 — Last concrete poured.

Nov. 15, 1965 — Installation of seats begins.

Nov. 23, 1965 — Compaction and grading of parking lot begins.

Dec. 8, 1965 — Model of scoreboard is unveiled; Standard Oil Company to finance \$1 million, 230-foot, A-frame scoreboard structure in left field.

Dec. 29, 1965 — Placement of light towers; work on scoreboard begins.

April 9, 1966 — Anaheim Stadium opens in Angels' exhibition vs. San Francisco Giants.



ATTENDANCE

In 2006, the Angels finished with a **home attendance club record of 3,406,790**, the second highest mark in the AL and third highest in the Major Leagues...The record surpassed the 2005 mark of 3,404,686, previously a club record...The Angels road attendance was 2,242,532, lowest in the circuit...Home attendance marked the fourth consecutive season over 3 million fans, ninth straight season above the two million mark, 23rd time in club history, while road attendance figures marked the 14th time over two million fans...The club set home attendance game highs against 12 opponents, and records for season opener, single game, night game, day game, three-game series at home and three and four-game series on road...Angels season-high attendance at home was 44,253, Aug. 25 vs. New York (AL), a club record...**The club enjoyed 44 sellouts at Angel Stadium of Anaheim in 2006 (one shy of club mark 45 in 2004) and own 187 in the history of the renovated ballpark...**Angels reached 3 million fans in 71 home games, fastest to mark in club history (previously 72 games in 2005).

The Angels established their single-game home attendance figure when 64,406 witnessed Game 1 of the 1982 ALCS against Milwaukee, Oct. 5 at Anaheim Stadium. During the ensuing 1983 campaign, the top two regular season crowds in club history were set when 63,132 watched the Angels host Kansas City, July 4, and 63,073 viewed the April 23 game against Baltimore.

	HOME	AWAY	TOTAL
1961 (Wrigley Field)	603,510	712,510	1,316,020
1962 (Chavez Ravine)	1,144,063	861,699	2,005,762
1963	821,015	657,245	1,478,260
1964	760,439	719,631	1,480,070
1965	566,727	756,000	1,322,727
1966 (Anaheim Stadium)	1,400,321	884,181	2,284,502
1967	1,317,713	971,836	2,289,549
1968	1,025,956	912,803	1,938,759
1969	758,388	805,415	1,563,803
1970	1,077,741	976,786	2,054,527
1971	926,373	851,525	1,777,898
1972	744,190	814,630	1,558,820
1973	1,058,206	964,831	2,023,037
1974	917,269	860,552	1,777,821
1975	1,058,163	975,645	2,033,808
1976	1,006,774	1,094,333	2,101,107
1977	1,432,633	1,345,027	2,777,660
1978	1,755,366	1,366,915	3,122,281
1979	2,523,575	1,728,537	4,252,112
1980	2,297,327	1,399,754	3,697,081
1981	1,441,545	831,550	2,273,095
1982	2,807,360	1,897,660	4,705,020
1983	2,555,016	1,882,234	4,437,250
1984	2,402,997	1,723,251	4,126,248
1985	2,567,427	1,793,715	4,361,142
1986	2,655,892	1,685,439	4,341,331
1987	2,696,299	1,877,624	4,573,923
1988	2,340,925	1,894,314	4,235,239
1989	2,647,291	1,970,796	4,618,087
1990	2,555,688	2,042,315	4,598,003
1991	2,416,236	2,336,106	4,752,342
1992	2,065,444	2,117,538	4,182,982
1993	2,057,460	2,286,553	4,344,013
1994	1,512,622	1,577,606	3,090,228
1995	1,748,680	1,871,338	3,620,018
1996	1,820,333	2,105,769	3,926,102
1997	1,767,324	1,820,521	3,587,845
1998 (Edison International Field)	2,519,063	2,234,389	4,753,452
1999	2,253,123	2,203,406	4,464,004
2000	2,066,977	2,272,015	4,338,992
2001	2,000,917	2,499,385	4,500,304
2002	2,305,557	2,143,937	4,449,494
2003	3,061,094	2,177,087	5,238,181
2004 (Angel Stadium of Anaheim)	3,375,677	2,391,458	5,767,135
2005	3,404,686	2,462,630	5,867,078
2006	3,406,790	2,242,532	5,649,322
TOTALS	85,648,171	72,001,023	157,649,194

ANGELS HOME ATTENDANCE GROWTH

Year	Avg.	Total
2001	24,703	2,000,917
2002	28,464	2,305,557
2003	37,791	3,061,094
2004	41,675	3,375,677
2005	42,033	3,404,606
2006	42,059	3,406,790*

* club record

ATTENDANCE

TOP 10 REGULAR SEASON SELLOUT CROWDS AT ANGEL STADIUM

DATE	ATTENDANCE	OPP. / SCORE	DATE	ATTENDANCE	OPP. / SCORE
8/25/06★	44,253	New York/6-5 win	8/26/06	44,185	New York/12-7 win
6/30/06	44,233	Dodgers/ 1-6 loss	6/18/06	44,159	San Diego/3-7 loss
8/27/06	44,225	New York/8-11 loss	8/2/06	44,149	Oakland/2-3 loss
7/2/06	44,223	Dodgers/4-0 win	4/30/06	44,135	Chicago/5-6 loss
4/7/06	44,221	New York/4-1 win	6/10/06	44,129	Seattle/1-4 loss

★ Largest crowd at Angel Stadium of Anaheim during regular season
 The club enjoyed 44 sellouts at Angel Stadium in 2006 and own 187 in the history of the renovated ballpark (1998-2006).

OPPONENT RECORDS, GAME AT ANGEL STADIUM

CLUB	ATTENDANCE	DATE	CLUB	ATTENDANCE	DATE
Arizona	37,916	June 12, 1999	Minnesota	44,008	July 4, 2005
Baltimore	43,877	August 4, 2005	New York (AL)	44,253	August 25, 2006
Boston	44,109	August 24, 2006	New York (NL)	43,721	June 15, 2003
Chicago (AL)	44,135	April 30, 2006	Oakland	44,149	August 2, 2006
Chicago (NL)	43,812	June 13, 2004	Philadelphia	34,037	June 10, 2003
Cincinnati	35,501	June 9, 2002	Pittsburgh	17,755	June 11, 2002
Cleveland	44,020	July 18, 2006	San Diego	44,159	June 18, 2006
Colorado	43,781	June 26, 2006	San Francisco	33,272	July 2, 1998
Detroit	44,022	May 6, 2005	Seattle	44,129	June 10, 2006
Florida	43,883	June 18, 2005	Tampa Bay	44,125	July 15, 2006
Kansas City	43,929	May 28, 2005	Texas	44,074	August 4, 2006
Los Angeles	44,233	June 30, 2006	Toronto	44,007	September 9, 2006
Milwaukee	41,423	Aug. 13, 2004			

ALL-TIME REGULAR SEASON ATTENDANCE

Season:	Total	5,867,078 (2005)
	Anaheim Stadium	2,807,360 (1982)
	Angel Stadium	3,406,790 (2006)
	Road	2,499,385 (2001)
Single Game:	Wrigley Field	19,930 (Aug. 22, 1961, New York-N)
	Dodger Stadium	53,591 (July 13, 1962, New York-N)
	Anaheim Stadium	63,132 (July 4, 1983, Kansas City-D)
	Angel Stadium	44,253 (Aug. 25, 2006, New York-AL-N)
	Road	60,108 (June 3, 1973, New York-D)
Night Game:	Wrigley Field	19,930 (Aug. 22, 1961, New York)
	Dodger Stadium	53,591 (July 13, 1962, New York)
	Anaheim Stadium	63,073 (April 23, 1983, Baltimore)
	Angel Stadium	44,253 (Aug. 25, 2006, New York-AL)
	Road	57,762 (April 6, 1977, Seattle)
Day Game:	Wrigley Field	19,722 (May 7, 1961, New York)
	Dodger Stadium	44,912 (June 3, 1962, New York)
	Anaheim Stadium	63,132 (July 4, 1983, Kansas City)
	Angel Stadium	44,225 (Aug. 27, 2006, New York-AL)
	Road	60,108 (June 3, 1973, New York)
Doubleheader:	Wrigley Field	16,297 (April 30, 1961, Kansas City)
	Dodger Stadium	18,902 (May 19, 1965, Minnesota)
	Anaheim Stadium	43,461 (Aug. 5, 1988, Chicago)
	Angel Stadium	43,044 (Sept. 6, 2003, Kansas City)
	Road	58,556 (June 9, 1968, New York)
Season Opener:	Wrigley Field	11,931 (April 27, 1961, Minnesota-D)
	Dodger Stadium	21,864 (April 9, 1963, Boston-N)
	Anaheim Stadium	51,145 (April 26, 1995, Detroit-N)
	Angel Stadium	43,590 (April 5, 2005, Texas-N)
	Road	57,762 (April 6, 1977, Seattle-N)
Three-Game Series:	Wrigley Field	59,522 (Aug. 22-24, 1961, New York)
	Dodger Stadium	146,623 (June 1-3, 1962, New York)
	Anaheim Stadium	175,058 (Aug. 11-13, 1989, Oakland)
	Angel Stadium	132,663 (Aug. 25-27, 2006, New York-AL)
	Road	166,904 (May 19-21, 2006, Los Angeles)
Four-Game Series:	Wrigley Field	15,247 (Aug. 28-30, 1961, Baltimore)
	Dodger Stadium	36,792 (Aug. 30-Sept. 2, 1965, New York)
	Anaheim Stadium	173,347 (July 1-4, 1983, Kansas City)
	Angel Stadium	176,219 (July 21-24, 2005, New York-AL)
	Road	215,016 (Aug. 11-14, 2006, New York-AL)

POST-SEASON ATTENDANCE AT ANGEL STADIUM

2002 ALDS	45,072	(Oct. 19, 2002-N)	2004 ALDS	44,608	(Oct. 5, 2004-D)
	45,067	(Oct. 5, 2002-D)		45,118	(Oct. 6, 2004-N)
2002 ALCS	44,234	(Oct. 11, 2002-N)	2005 ALDS	45,142	(Oct. 4, 2005-N)
	44,830	(Oct. 12, 2002-N)		45,150	(Oct. 5, 2005-N)
	44,835	(Oct. 13, 2002-D)		45,133	(Oct. 10, 2005-N)
2002 World Series	44,603	(Oct. 19, 2002-N)	2005 ALCS	44,725	(Oct. 14, 2005-N)
	44,584	(Oct. 20, 2002-N)		44,857	(Oct. 15, 2005-N)
	44,506	(Oct. 26, 2002-N)		44,712	(Oct. 16, 2005-N)
	44,598	(Oct. 27, 2002-N)			



ANGELS NOTABLE TRADES

DATE	CLUB	ACQUIRED	TRADED	DATE	CLUB	ACQUIRED	TRADED
4/ 1/61	Chicago (NL)	Lou Johnson, of	Jim McAnany, of	1/28/71	Milwaukee	Gene Brabender, p	Bill Voss, of
4/ 4/61	New York (AL)	Fritz Brickell, inf	Duke Maas, p	10/ 5/71	Cleveland	Vada Pinson, of	Alex Johnson, of
5/ 8/61	New York (AL)	Lee Thomas, of	Tex Clevenger, p			Frank Baker, of	Gene Moses, c
		Johnny Duren, p	Bob Cerv, of			Alan Foster, p	
		Johnny James, p		11/30/71	Minnesota	Leo Cardenas, inf	Dave LaRoche, p
6/ 7/61	Detroit	Jim Donohue, p	Jerry Casale, p	12/10/71	New York (NL)	Nolan Ryan, p	Jim Fregosi, inf
						Don Rose, p	
5/15/62	Kansas City	Gordy Windhorn, of	Marlan Caughtry, inf			Leroy Stanton, of	
5/20/62	Minnesota	Don Lee, p	Jim Donohue, p			Francisco Estrada, c	
7/21/62	Kansas City	Dan Osinski, p	★Ted Bowfield, p	1/26/72	Milwaukee	Andy Kosco, of/inf	Tommy Reynolds, of
12/11/62	Philadelphia	Jacke Davis, of	Earl Averill, c/of	5/ 5/72	Kansas City	Bob Oliver, of/inf	Tom Murphy, p
				8/10/72	Baltimore	Jerry Datanon, inf	Roger Repoz, of
				7/28/72	Milwaukee	Paul Rattiiff, c	Syd O'Brien, inf
6/15/63	Detroit	Frank Kostro, inf	George Thomas, of			Ron Clark, inf	Joe Arzue, c
		Paul Foytack, p		7/29/72	Houston	Jack Hlatt, c	CASH
12/ 2/63	Cleveland	Barry Latman, p	Leon Wagner, of	8/15/72	Boston	Chris Coletta, of	Andy Kosco, of
			★Joe Adcock, inf	8/17/72	Chicago (AL)	Bruce Miller, inf	Eddie Fisher, p
						Bruce Kimm, c	
4/28/64	Detroit	Willie Smith, p/of	Julio Navarro, p	11/28/72	Los Angeles	Frank Robinson, of	Andy Messersmith, p
6/ 4/64	Boston	Lou Clinton, of	Lee Thomas, of			Bill Singer, p	Ken McMullen, inf
6/11/64	Cleveland		Billy Moran, inf			Mike Strahler, p	
	Minnesota	Vic Power, inf	Frank Kostro, inf			Bill Grabarkewitz, inf	
		Lennie Green, of				Bobby Valentine, inf	
10/14/64	Milwaukee	Phil Roof, c	★Dan Osinski, p				
		Ron Piche, p					
11/21/64	San Francisco	Jose Cardenas, of	Jack Hiatt, c	4/ 2/73	Cleveland	Tom McCraw, inf/of	Leo Cardenas, inf
12/ 3/64	Philadelphia	Costen Shockley, inf	Bo Belinsky, p			Bob Marcano, inf	
		Rudy May, p		4/14/73	San Francisco	Al Gallagher, inf	Bruce Miller, inf
				5/20/73	Texas	Mike Epstein, inf	Jim Spencer, inf
						Rich Hand, p	Lloyd Allen, p
6/ 1/65	Houston	Al Spangler, of	Don Lee, p	6/15/73	Cincinnati	Rick Stelmazek, c	★Thor Skogan, p
6/15/65	Cleveland	★Bubba Morton, of	Phil Roof, c			Richte Scheinblum, of	★Terry Wilshusen, p
12/ 2/65	Baltimore	Norm Siebern, inf	Dick Simpson, of	8/14/73	Philadelphia	★Denny Doyle, inf	★Billy Grabarkewitz, inf
12/15/65	Houston	Ed Pacheco, c	Barry Latman, p				★Aurelio Monteagudo, p
							★Chris Coletta, of
5/27/66	Los Angeles	Howie Reed, p	Dick Egan, p				Chloe Wright, p
			★John Butler, inf	10/22/73	Milwaukee	Elie Rodriguez, c	Steve Barber, p
			Dean Chance, p			Skip Lockwood, p	Gary Ryerson, p
			★Jackie Hernandez, inf			Gary Ryerson, p	Ken Berry, of
						Ollie Brown, of	Art Kusnyer, c
12/14/66	San Francisco	Len Gabrielson, of	Norm Siebern, inf	12/ 6/73	St. Louis	Joe Lahoud, of	Jeff Torborg, c
12/15/66	Los Angeles	Nick Willhite, p	Bob Lee, p			John Andrews, p	
				2/23/74	Kansas City	Barry Raziano, p	Vada Pinson, of
5/ 6/67	Chicago (AL)	Bill Skowron, inf	Charles Nash, inf	4/30/74	Kansas City	Paul Schaaf, inf	Richie Scheinblum, of
5/10/67	Los Angeles	John Werhas, inf	Len Gabrielson, of	7/28/74	Chicago (NL)	Horatio Pina, p	Rick Stelmazek, c
6/10/67	New York (NL)	Jack Hamilton, p	Nick Willhite, p	7/31/74	St. Louis	Bob Helse, inf	★Doug Howard, of
6/15/67	Baltimore	Woody Held, inf/of	Marcelino Lopez, p	12/ 2/74	Boston	Tommy Harper, of	Bob Helse, inf
			Tom Arruda, p	12/ 3/74	New York (AL)	Bill Sudakis, inf	Skip Lockwood, p
6/15/67	Kansas City	Roger Repoz, inf/of	Jack Sanford, p				
			Jack Warner, of				
			Jose Cardenas, of				
11/29/67	Cleveland	Chuck Hinton, inf	Jim Kalso, p	3/22/75	New York (NL)	Ike Hampton, c	Ken Sanders, p
11/30/67	Cincinnati	Sammy Ellis, p	Jorge Rubio, p	6/14/75	Boston	★Chuck Ross, p	Denny Doyle, inf
				9/17/75	San Diego	Gary Ross, p	Bobby Valentine, of
							★Rudy Meoli, inf
6/15/68	Cleveland	Vic Davallilo, of	Jimmie Hall, of	12/10/75	Texas	Jim Spencer, inf	Bill Singer, p
7/20/68	Chicago (AL)	Wayne Causey, inf	Woody Held, inf/of	12/11/75	New York (AL)	Bobby Bonds, of	Hickey Rivers, of
10/ 8/68	Cleveland	Eddie Fisher, p	Jack Hamilton, p				Ed Figueroa, of
12/12/68	Kansas City	Hoyt Wilhelm, p	Ed Kirkpatrick, c/of	12/11/75	Chicago (AL)	Bill Melton, inf	Jim Spencer, inf
			Dennis Paepke, c			Steve Dunning, p	Morris Nettles, of
1/20/69	Chicago (AL)	Bill Voss, of	Sammy Ellis, p	1/12/76	St. Louis	Dick Sharon, of	Bill Rothan, p
		Andy Rubliotta, p		3/ 3/76	Boston	Dick Droag, p	John Balaz, of
4/ 4/69	Cleveland	Lou Johnson, of	Chuck Hinton, inf/of				Dick Sharon, of
5/14/69	Chicago (AL)	Sandy Alomar, inf	Bobby Knoop, inf				Dave Machechem, inf
		Bob Priddy, p		3/21/76	Los Angeles	Orlando Alvarez, of	Elie Rodriguez, c
5/30/69	St. Louis	Jim Hicks, of	Vic Davallilo, of	5/29/76	St. Louis	Mario Guerrero, inf	Ed Jordan, c
6/15/69	Boston	Joe Arzue, c	★Jim McGlothlin, p	6/ 6/76	Houston	Terry Humphrey, c	Ed Herrmann, c
10/24/69	Cincinnati	Mel Queen, p	★Verr Getshert, p			Mike Barlow, p	
		★Atex Johnson, of	★Pedro Borbon, p	9/ 3/76	St. Louis	Mike Eastler, of	Ron Farkas, inf
		★Chico Ruiz, inf		12/ 3/76	Cleveland	★Stan Perzanowski, p	Bill Melton, inf
1/14/70	Cincinnati	Jack Fisher, p	Bill Harrison, p	4/ 4/77	Pittsburgh	Randy Sealy, p	Mike Eastler, of
			Dan Loomer, inf	5/11/77	Cleveland	Dave LaRoche, p	Bruce Bochte, inf
4/27/70	Washington	Ken McMullen, inf	Aurelio Rodriguez, inf			Dave Schuler, p	Sid Monge, p
			Rick Reichardt, of	6/13/77	Baltimore	Dyar Miller, p	Dick Droag, p
7/ 9/70	Chicago (NL)	Achie Reynolds, p	Juan Pizarro, p	6/15/77	Chicago (AL)	Ken Brett, p	Don Kirkwood, p
10/11/70	Boston	Tom Conigliano, of	Ken Tatum, p				John Verhoeven, p
		Ray Jarvis, p	Jarvis Tatum, of				John Flannery, inf
		Gerry Moses, c	Doug Griffin, inf				Craig Hendrickson, inf
10/21/70	Atlanta	John Burns, c	Marty Perez, inf	6/15/77	Cincinnati	Gary Nolan, p	Bobby Bonds, of
11/30/70	Chicago (AL)	Ken Berry, of	Jay Johnstone, of	12/ 5/77	Chicago (AL)	Brian Downing, c	Thad Bosley, of
		Syd O'Brien, inf	Tom Egan, c			Chris Knapp, p	Dick Dotson, p
		Billy Wynne, p	Tom Bradley, p			Don Aase, p	Jerry Remy, inf
12/15/70	Cincinnati	Jim Maloney, p	Greg Garrett, p	12/ 8/77	Boston	Ron Fairly, inf	Dale Kelly, c
				12/ 8/77	Toronto	Butch Alberts, inf	

ANGELS NOTABLE TRADES

DATE	CLUB	ACQUIRED	TRADED	DATE	CLUB	ACQUIRED	TRADED
12/ 4/78	Minnesota	Dan Ford, of	Ron Jackson, inf Danny Goodwin, c Tony Solata, inf	3/25/94	San Francisco	Steve Hoxey, of	Bob Gamez, p Hilly Hathaway, p Dwight Smith, of Bob Melvin, c
12/ 5/78	Montreal	CASH		3/29/94	San Diego	Harold Reynolds, 2b	
2/ 3/79	Minnesota	Rod Carew, inf	Ken Landreaux, of Dave Engle, inf Paul Hartzell, p Brad Havens, p Dave Chalk, inf Floyd Rayford, inf ★Jim Anderson, inf Willie Aikens, inf Rance Mulliniks, inf	6/24/94	Baltimore	★Bo Ortiz, of Jeff Schwarz, p	
5/ 4/79	Texas	Bert Campaneris, inf		4/13/95	Detroit	Tony Phillips, of	Chad Curtis, of Mark Sweeney, of Andrew Lorraine, p Bill Simas, p John Snyder, of McKay Christensen, of Kevin Flora, of ★Russ Springer, p Demond Smith, of
6/ 5/79	Baltimore	Larry Harlow, of		7/ 8/95	St. Louis	John Habyan, p	
8/29/79	Seattle	John Montague, p		7/27/95	Chicago (AL)	Jim Abbott, p Tim Fortugno, p	
12/ 6/79	Kansas City	Al Cowens, of Todd Cruz, inf ★Craig Eaton, p		8/ 9/95	Philadelphia	Dave Gallagher, of	
5/27/80	Detroit	Jason Thompson, inf	Al Cowens, of Todd Cruz, inf Rick Miller, of Mark Clear, p Carney Lansford, inf	8/24/95	Oakland	Mike Aldrete, of	
6/12/80	Chicago (AL)	Randy Scarberry, p Rick Burleson, inf Butch Hobson, inf		1/18/96	New York (NL)	Aaron Ledesma, inf	Kevin Flora, of Brian Anderson, p
12/10/80	Boston			2/15/96	Cleveland	Jason Grimsley, p Pep Harris, p Don Slaught, c Chuck McLee, p Rich Monteleone, p	CASH Lee Smith, p Mike Aldrete, of Ben VanNoy, p Pat Borders, c Robert Ellis, p Damion Easterly, inf Don Slaught, c Chili Davis, dh
1/23/81	Boston	Fred Lynn, of Steve Renko, p	Joe Rudi, of Frank Tanana, p Jim Dorsey, p Dickie Thon, inf Jason Thompson, inf	2/29/96	Cincinnati	Pat Borders, c Greg Gohr, p ★Scott Vollmer, c Mark Gubicza, p Mike Rovee, p Allen Watson, p Fausto Macey, p Jim Leyritz, c/inf	
4/ 1/81	Houston	Ken Forsch, p		5/27/96	Cincinnati	Chuck McLee, p	
4/ 1/81	Pittsburgh	Ed Ott, c Mickey Mahler, p Tim Foli, inf		6/12/96	New York (AL)	Rich Monteleone, p	
12/11/81	Pittsburgh		Brian Harper, c	6/15/96	St. Louis	Pat Borders, c	
1/28/82	Baltimore	Doug DeCinces, inf Jeff Schneider, p	Dan Ford, of	7/27/96	Chicago (AL)	Rich Ellis, p	
5/11/82	Minnesota	Doug Corbett, p Rob Wilfong, inf Tommy John, p Curt Kaufman, p Jim Staton, p	Tom Brunansky, of Mike Walters, p ★Dennis Rasmussen, p Tim Foli, inf Bobby Clark, of	7/31/96	Detroit	Mark Gohr, p	
8/31/82	New York (AL)	John Candelaria, p	Mike Brown, of Pat Clements, of Bob Kipper, p Luis Sanchez, p Tim Arnold, c Jerome Nelson, of Robert Sharpnack, p	8/31/96	Chicago (AL)	★Scott Vollmer, c Mark Gubicza, p Mike Rovee, p Allen Watson, p Fausto Macey, p Jim Leyritz, c/inf	
12/ 8/83	New York (AL)	George Hendrick, of		11/27/96	San Francisco	Allen Watson, p Fausto Macey, p Jim Leyritz, c/inf	J.T. Snow, 1b ★Jeremy Blevins, p Ryan Kane, inf
12/20/83	Milwaukee	Gary Lucas, p		12/ 5/96	New York (AL)	Jim Leyritz, c/inf	
8/ 2/85	Pittsburgh	John Candelaria, p Al Holland, p George Hendrick, of Gary Lucas, p		4/14/97	San Francisco	Rich DeLucia, p	★Travis Thurmond, p Jorge Fabregas, p Chuck McLee, p Jim Leyritz, c ★Robert Sasser, inf Ryan Hancock, p ★George Arias, inf Aaron Gulel, inf/of Matt Perito, p Nick Skuse, p
12/27/85	Montreal	Don Sutton, p		5/18/97	Chicago (AL)	Tony Phillips, of Chad Kreuter, c Ken Hill, p	
9/10/85	Oakland			7/29/97	Texas	Rickey Henderson, of Stevenson Agosto, p Aron Encarnacion, c Mike Bell, inf Phil Nevin, inf/of Matt Walbeck, c	
12/19/86	New York (AL)	Butch Wynegar, c	Ron Romanick, p ★Alan Mills, p Bill Merrifield, inf ★Miguel Garcia, p John Candelaria, p Gary Pettis, of	8/13/97	San Diego	Rickey Henderson, of Stevenson Agosto, p Aron Encarnacion, c Mike Bell, inf Phil Nevin, inf/of Matt Walbeck, c	
8/29/87	Pittsburgh	Johnny Ray, inf		8/23/97	San Diego	Angelo Encarnacion, c Mike Bell, inf Phil Nevin, inf/of Matt Walbeck, c	
9/16/87	New York (NL)	Shane Young, p Jeff Richardson, p Dan Petry, p		10/31/97	Texas	Phil Nevin, inf/of Matt Walbeck, c	
12/ 5/87	Detroit			11/20/97	Detroit	Phil Nevin, inf/of Matt Walbeck, c	
6/ 7/88	Cleveland	Brian Dorsett, c	★Colby Ward, p David Holdridge, p Mike Cook, c Rob Wassenaar, p Paul Sorrento, inf Brian Dorsett, c Gus Polidor, inf ★Mark McLemore Collin Charland, p Jeff Manto, inf Claudell Washington, of Rich Monteleone, p Mike Witt, p Devon White, of Willie Fraser, p David Martinez, p	3/30/98	St. Louis	Craig Shipley, inf Charlie O'Brien, c	Chip Hale, inf Jason Stockstill, p Brian Tokare, p CASH CASH ★Doug Nickle, c CASH ★Matt Garrick, c
10/ 3/88	Philadelphia	Lance Parrish, c		7/30/98	Chicago (AL)	Craig Shipley, inf Charlie O'Brien, c	
11/ 3/88	Minnesota	Bert Blyleven, p Kevin Trudeau, p		8/7/98	Milwaukee	Jeff Juden, p	
11/17/88	New York (AL)	Eric Schmidt, p		8/20/98	Oakland	Mike Fetters, p	
12/ 7/88	Milwaukee	Bill Schroeder, c		8/28/98	Philadelphia	Gregg Jefferies, inf	
9/ 6/89	Cleveland	Ron Tingley, c		9/18/98	Chicago (AL)	Chad Kreuter, c	
1/ 9/90	Cleveland	Scott Bailes, p		12/14/98	St. Louis	Mike Petkovsek, p	
4/29/90	New York (AL)	Luis Polonia, of		3/29/99	San Diego	Andy Sheets, inf Gus Kennedy, of Tomas Perez, inf Nathan Haynes, of Jeff DaVanon, of Elvin Nino, p	Phil Nevin, inf Keith Volkman, p Dave Hollins, inf Omar Olivares, p Randy Velarde, inf
5/11/90	New York (AL)	Dave Winfield, of		3/30/99	Toronto	Gus Kennedy, of Tomas Perez, inf Nathan Haynes, of Jeff DaVanon, of Elvin Nino, p	
12/ 2/90	Toronto	Junior Felix, of Luis Sojo, inf		7/29/99	Oakland	Nathan Haynes, of Jeff DaVanon, of Elvin Nino, p	
12/ 4/90	Baltimore	Dave Gallagher, of Mike Hook, p		3/23/00	St. Louis	Kevin Bottenfield, p Adam Kennedy, inf Ron Gant, of Scott Karl, p Wilmy Caceres, inf	Jim Edmonds, of Kent Bottenfield, p CASH Seth Etherton, p
3/14/91	Milwaukee	Dave Parker, 1b/DH	Dante Bichette, of ★Brandy Vann, p Jack Howell, inf Kyle Abbott, inf Ruben Amaro, Jr., of Mike Fetters, p ★Marcus Moore, p Dave Gallagher, of Dick Schofield, inf	3/25/01	Chicago (NL)	Jose Nieves, inf	
7/30/91	San Diego	Shawn Abner, of		3/28/01	New York (AL)	Glenallen Hill, of	Mike Fyhrie, p Darren Blakely, of Mickey Callaway, rhp Kevin Appier, rhp
12/ 8/91	Philadelphia	Von Hayes, of		12/17/01	Tampa Bay	Mickey Callaway, rhp	
12/10/91	Milwaukee	Chuck Crim, p		12/27/01	New York (NL)	Kevin Appier, rhp	
12/10/91	New York (NL)	★Kenie Brooks, c		1/17/02	Toronto	Brad Fuller, 1b/DH	Brian Cooper, rhp
4/12/92	New York (NL)	Julio Valera, p ★Julian Vasquez, p		7/29/03	Chicago (AL)	Gary Glover, rhp Tim Lincecum, rhp Scott Dunn, rhp Maicer Izturis, inf Juan Rivera, of Dustin Moseley, rhp Bret Prinz, rhp Jason Christiansen, inf	Scott Schoeneweis, lhp Doug Nickle, rhp
7/30/92	Toronto	Rob Ducey, of Greg Myers, c	Mark Eichhorn, p	11/19/04	Washington	Maicer Izturis, inf Juan Rivera, of Dustin Moseley, rhp Bret Prinz, rhp Jason Christiansen, inf	Jose Guillen, of
12/ 6/92	New York (AL)	J.T. Snow, inf Russ Springer, p Jerry Nielsen, p Kelly Gruber, inf CASH	Jim Abbott, p	12/14/04	Cincinnati	Dustin Moseley, rhp	Ramon Ortiz, rhp
12/ 8/92	Toronto		Luis Sojo, inf	3/29/05	New York (AL)	Bret Prinz, rhp	Wiley Cayer, c
1/15/93	Montreal	Jeff Tuss, p ★Keith Morrison, p	Lee Stevens, inf	8/30/05	San Francisco	Jason Christiansen, inf	Dusty Bergman, lhp Ronnie Ray, rhp Steve Finley, of
12/ 9/93	New York (AL)	Spike Owen, inf	Jose Musset, p	12/21/05	San Francisco	Edgardo Alfonzo, inf	
				2/28/06	Arizona	Jason Bulger, rhp	Alberto Callaspo, inf
				5/30/06	Cincinnati	Kyle Edens, rhp	Esteban Yan, rhp
				7/5/06	St. Louis	Terry Evans, of	Jeff Weaver, rhp
				11/20/06	Florida	Chris Resop, rhp	Kevin Gregg, rhp
				12/15/06	Boston	Phil Seibel, lhp	Brendan Donnelly, rhp

†Compensation for player who retired
★Designates player to be named later



#1 DRAFT SELECTIONS IN ANGELS HISTORY


YEAR	PLAYER	POSITION	MONTH	SIGNED
1965	★ Jim Spencer	First Base	June	Yes
1966	Ronald Cherry	Catcher	January	No
1966	James Vopicka	Shortstop	January (SP)	Yes
1966	James Deneff	Shortstop	June	Yes
1966	★ Andy Messersmith	Pitcher	June (SP)	Yes
1967	David McCormick	Pitcher	January	Yes
1967	★ Tom Murphy	Pitcher	January (SP)	Yes
1967	William Nunn	Catcher	June	Yes
1967	★ Greg Washburn	Pitcher	June (SP)	Yes
1968	Robert Johnson	Pitcher	January	No
1968	Dayle Campbell	First Base	January (SP)	Yes
1968	Lloyd Allen	Pitcher	June	Yes
1968	Larry Hanson	Shortstop	June (SP)	Yes
1969	Randall Bayer	First Base	January	No
1969	Sherwood Hahn	Pitcher	January (SP)	No
1969	★ Alan Bannister	Shortstop	June	No
1969	Robert Beach	Pitcher	June (SP)	No
1970	Paul Sands	Pitcher	January	No
1970	★ John Doherty	Outfielder	January	Yes
1970	★ Paul Dade	3B/OF	June	Yes
1970	Richard Soriano	Outfielder	June (SP)	No
1971	Earl Austin	Third Base	January	Yes
1971	★ Robert Allietta	Catcher	January (SP)	Yes
1971	★ Frank Tanana	Pitcher	June	Yes
1971	John Donovan	Pitcher	June (SPD)	Yes
1971	James Officer	Pitcher	June (SPA)	Yes
1972	★ Thomas Donohue	Catcher	January	Yes
1972	★ Craig Caskey	Pitcher	January (SP)	No
1972	★ Dave Chalk	Third Base	June	Yes
1972	★ Dave Collins	1B/OF	June (SP)	Yes
1973	Randy Smith	Pitcher	January	Yes
1973	Jeff Fera misco	INF/OF	January (SP)	No
1973	Billy Taylor	Outfielder	June	Yes
1973	David Bedrosian	Second Base	June (SP)	No
1974	Lawrence Howser	Shortstop	January	No
1974	David Bedrosian	Second Base	January (SP)	No
1974	★ Mike Miley	Shortstop	June	Yes
1974	★ John Caneira	Pitcher	June (SP)	Yes
1975	★ Willie Aikens	First Base	January	Yes
1975	★ Gil Kubski	Third Base	January (SP)	Yes
1975	★ Danny Goodwin	Catcher	June	Yes
1975	★ Garry Hancock	Outfielder	June (SP)	No
1976	Stephen Tebbetts	Outfielder	January	Yes
1976	Greg Johnson	Pitcher	January (SP)	Yes
1976	★ Ken Landreaux	Outfielder	June	Yes
1976	John Racanelli	Pitcher	June (SP)	Yes
1977	★ Alan Wiggins	Infielder	January	Yes
1977	Robert Healy	Pitcher	January (SP)	Yes
1977	★ Richard Dotson	Pitcher	June	Yes
1977	★ Mike Walters	Pitcher	June (SP)	Yes
1978	Rick Evans	Pitcher	January	No
1978	James Glenn	Outfielder	January (SP)	No
1978	★ Tom Brunansky	Outfielder	June	Yes
1978	Paul Homrig	First Base	June (SP)	No
1979	Dennis Ivy	OF/1B	January	No
1979	★ Otis Nixon	Third Base	January (SP)	No
1979	Choice to San Francisco as compensation for Jim Barr			
1979	Mark Pedersen	Pitcher	June (SP)	Yes
1980	Christopher Ray	Pitcher	January	Yes
1980	Thomas McLaughlin	Pitcher	January (SP)	No
1980	★ Dennis Rasmussen	Pitcher	June	Yes
1980	★ Bill Mooneyham	Pitcher	June (SP)	Yes
1981	Kevin Price	Pitcher	January	Yes
1981	★ Ron Romanick	Pitcher	January (SP)	Yes
1981	★ Dick Schofield	Shortstop	June	Yes
1981	Reggie Montgomery	Outfielder	June (SP)	Yes
1982	Jay Lewis	Pitcher	January	Yes
1982	Kendall Walling	Shortstop	January (SP)	No
1982	★ Bob Kipper	Pitcher	June	Yes
1982	Mark Bauer	Pitcher	June (SP)	No
1983	Steve Lee	Outfielder	January	Yes
1983	★ Brad Arnsberg	Pitcher	January (SP)	No
1983	Mark Doran	Outfielder	June	Yes
1983	Byron Kemmerling	Pitcher	June (SP)	Yes

#1 DRAFT SELECTIONS IN ANGELS HISTORY

YEAR	PLAYER	POSITION	MONTH	SIGNED
1984	David Martinez	Pitcher	January	Yes
1984	Robert Auth	Pitcher	January (SP)	No
1984	★ Erik Pappas	Catcher	June	Yes
1984	Erik Tutt	Outfielder	June (SP)	No
1985	John Wilder	Pitcher	January	No
1985	★ Chuck Finley	Pitcher	January (SP)	Yes
1985	★ Willie Fraser	Pitcher	June	Yes
1985#	★ Mike Cook	Pitcher	June	Yes
1985	Gary Nalls	Shortstop	June (SP)	Yes
1986	Brandy Vann	Pitcher	January	Yes
1986	Jeffrey Marr	Pitcher	January (SP)	No
1986	★ Roberto Hernandez	Pitcher	June	Yes
1986	★ Mike Fetters	Pitcher	June	Yes
1986	★ Lee Stevens	First Base	June	Yes
1986	Daryl Green	Pitcher	June	Yes
1987	★ John Orton	Catcher	June	Yes
1987#	★ David Holdridge	Pitcher	June	Yes
1988	★ Jim Abbott	Pitcher	June	Yes
1989	★ Kyle Abbott	Pitcher	June	Yes
1990	Choice to Montreal as compensation for Mark Langston			
1990	★ Phillip Leftwich	Pitcher	June	Yes
1991	★ Eduardo Perez	Outfielder	June	Yes
1991#	★ Jorge Fabregas	Catcher	June	Yes
1992	Pete Janicki	Pitcher	June	Yes
1992#	★ Jeff Schmidt	Pitcher	June	Yes
1993	★ Brian Anderson	Pitcher	June	Yes
1994	★ McKay Christensen	Outfielder	June	Yes
1995	★ Darin Erstad	Outfielder	June	Yes
1996	Chuck Abbott	Infielder	June	Yes
1997	★ Troy Glas	Infielder	June	Yes
1998	★ Seth Etherton	Pitcher	June	Yes
1999	★ John Lackey	Pitcher	June	Yes
2000	Joe Torres	Pitcher	June	Yes
2000#	★ Chris Bootcheck	Pitcher	June	Yes
2001	★ Casey Kotchman	Infielder	June	Yes
2002	★ Joe Saunders	Pitcher	June	Yes
2003	Brandon Wood	Infielder	June	Yes
2004	★ Jered Weaver	Pitcher	June	Yes
2005	Trevor Bell	Pitcher	June	Yes
2006	Hank Conger	Catcher	June	Yes

SP - Secondary Phase
 SPA - Secondary Phase Active
 SPD - Secondary Phase Delayed

- Compensation Selection
 ★ - Played in Major Leagues



JERED WEAVER... ANGELS FIRST PICK IN 2004 FREE AGENT DRAFT



ANGELS AWARD WINNERS

A.L. ROOKIE OF THE YEAR

1993—Tim Salmon

A.L. MOST VALUABLE PLAYER

1979—Don Baylor
2004—Vladimir Guerrero

M.L. CY YOUNG

1964—Dean Chance
2005—Bartolo Colon

A.L. BATTING CHAMPION

1970—Alex Johnson

A.L. COMEBACK PLAYER OF THE YEAR

1970—Clyde Wright (The Sporting News)
1986—John Candelaria (The Sporting News)
1986—Rick Burleson (UPI)
1989—Bert Blyleven (The Sporting News & UPI)
1990—Dave Winfield (The Sporting News)
2002—Tim Salmon (The Sporting News)

A.L. ROLAIDS RELIEF PITCHER OF THE YEAR

1967—Minnie Rojas (Fireman of the Year)
1991—Bryan Harvey
2006—Francisco Rodríguez

EXECUTIVE OF THE YEAR

1962—Fred Haney (UPI)

MANAGER OF THE YEAR

1962—Bill Rigney (AP & UPI)
2002—Mike Scioscia (BBWAA & Sporting News)

RAWLINGS GOLD GLOVE WINNER

1964—Vic Power, 1b
1966—Bobby Knoop, 2b
1967—Bobby Knoop, 2b &
Jim Fregosi, ss
1968—Bobby Knoop, 2b
1970—Jim Spencer, 1b
1972—Ken Berry, of
1978—Rick Miller, of
1982—Bob Boone, c
1985—Gary Pettis, of
1986—Gary Pettis, of &
Bob Boone, c
1987—Bob Boone, c
1988—Bob Boone, c &
Devon White, of

1989—Devon White, of
1991—Mark Langston, lhp
1992—Mark Langston, lhp
1993—Mark Langston, lhp
1994—Mark Langston, lhp
1995—Mark Langston, lhp &
J.T. Snow, 1b
1996—J.T. Snow, 1b
1997—Jim Edmonds, of
1998—Jim Edmonds, of
2000—Darin Erstad, of
2002—Darin Erstad, of &
Bengie Molina, c
2003—Bengie Molina, c
2004—Darin Erstad, 1b

LOUISVILLE SILVER SLUGGER AWARD

1981—Rick Burleson, ss &
Bobby Grich, 2b
1982—Doug DeCinces, 3b &
Reggie Jackson, of
1990—Lance Parrish, c

1995—Tim Salmon, of
2000—Darin Erstad, of &
Troy Glaus, inf
2001—Troy Glaus, inf
2002—Garret Anderson, of

2003—Garret Anderson, of
2004—Vladimir Guerrero, of
2005—Vladimir Guerrero, of
2006—Vladimir Guerrero, of

TOPPS ROOKIE ALL-STAR SELECTIONS

YEAR	PLAYER	POSITION	YEAR	PLAYER	POSITION	YEAR	PLAYER	POSITION
1961	Lee Thomas	Outfield	1975	Jerry Remy	Second Base	1993	J.T. Snow	First Base
1962	Bob Rodgers	Catcher	1979	Mark Clear	Pitcher	1994	Brian Anderson	Outfield
1962	Dean Chance	Pitcher	1986	Wally Joyner	First Base	1995	Garret Anderson	Outfield
1965	Paul Schaal	Third Base	1987	Devon White	Outfield	1997	Jason Dickson	Pitcher
1965	Jose Cardenal	Outfield	1988	Bryan Harvey	Pitcher	2000	Adam Kennedy	Second Base
1965	Marcelino Lopez	Pitcher	1989	Jim Abbott	Pitcher	2000	Bengie Molina	Catcher
1974	Frank Tanana	Pitcher	1993	Tim Salmon	Outfield	2001	Shawn Wooten	Catcher



1970 AL BATTING CHAMP - ALEX JOHNSON



ANGELS' MVPs, DON BAYLOR AND VLADIMIR GUERRERO



2002 GOLD GLOVE WINNERS - DARIN ERSTAD AND BENGIE MOLINA

BBWAA AWARD WINNERS TO ANGELS

YEAR	MVP	ROOKIE	YEAR	MVP	ROOKIE
1961	Ken McBride	Lee Thomas	1983	Bob Boone	Daryl Scioniers
1962	Leon Wagner	Bob Rodgers	1984	Brian Downing	Ron Romanick
1963	Albie Pearson	Charlie Dees	1985	Donnie Moore	Stewart Cliburn
1964	Dean Chance	Bobby Knoop	1986	Mike Witt	Wally Joyner
1965	Jim Fregosi	Marcelino Lopez	1987	Wally Joyner	Devon White
1966	Bobby Knoop	Jay Johnstone	1988	Chili Davis	Bryan Harvey
1967	Jim Fregosi	Rick Clark	1989	Bert Blyleven	Jim Abbott
1968	Tom Satriano	Andy Messersmith	1990	Lance Parrish	Lee Stevens
1969	Jim Fregosi	Ken Tatum	1991	Bryan Harvey	Ron Tingley
1970	Jim Fregosi & Alex Johnson	Dave LaRoche	1992	Luis Polonia	Gary DiSarcina
1971	Sandy Alomar	Lloyd Allen	1993	Chili Davis	Tim Salmon
1972	Bob Oliver	Lee Stanton	1994	Chili Davis	Brian Anderson
1973	Frank Robinson	Rudy Meoli	1995	Tim Salmon	Garret Anderson
1974	Nolan Ryan	Frank Tanana	1996	Chili Davis	Darin Erstad
1975	Lee Stanton & Frank Tanana	Jerry Remy	1997	Tim Salmon	Jason Eckstad
1976	Frank Tanana	Paul Hartzell	1998	Gary DiSarcina	Jarrod Washburn
1977	Bobby Bonds	Rance Mulliniks	1999	Garret Anderson	Lou Pote
1978	Don Baylor	Carney Lansford	2000	Darin Erstad	Bengie Molina
1979	Don Baylor	Mark Clear	2001	Garret Anderson	David Eckstein
1980	Jason Thompson	Fred Martinez	2002	Garret Anderson	John Lackey
1981	Bobby Grich	Mike Witt	2003	Garret Anderson	Francisco Rodríguez
1982	Doug DeCinces	Rick Steirer	2004	Vladimir Guerrero	Robb Quinlan
			2005	Bartolo Colon	Ervin Santana
			2006	Vladimir Guerrero	Jered Weaver

ANGELS MOST VALUABLE PLAYER AWARD

Awarded by vote of the players to the Angel(s) who most truly exemplifies the qualities of inspirational leadership, sportsmanship and professional ability.

1962 — Billy Moran	1979 — Don Baylor	1992 — Luis Polonia
1963 — Jim Fregosi	1980 — Bobby Grich & Jason Thompson	1993 — Mark Langston & Tim Salmon
1964 — Bobby Knoop	1981 — Rick Burleson	1994 — Chili Davis
1965 — Bobby Knoop	1982 — Doug DeCinces	1995 — Tim Salmon
1966 — Bobby Knoop	1983 — Bob Boone	1996 — Troy Percival
1967 — Don Mincher	1984 — Juan Beniquez & Brian Downing	1997 — Tim Salmon
1968 — Bobby Knoop	1985 — Donnie Moore	1998 — Gary DiSarcina
1969 — Jim Fregosi	1986 — Mike Witt	1999 — Garret Anderson
1970 — Jim Fregosi	1987 — Wally Joyner	2000 — Darin Erstad
1971 — Ken McMullen	1988 — Bob Boone & Johnny Ray	2001 — Garret Anderson
1972 — Bob Oliver & Vada Pinson	1989 — Bert Blyleven & Chili Davis	2002 — Garret Anderson
1973 — Nolan Ryan	1990 — Chuck Finley	2003 — Garret Anderson
1974 — Nolan Ryan	1991 — Jim Abbott & Bryan Harvey	2004 — Vladimir Guerrero
1975 — Mickey Rivers		2005 — Bartolo Colon & Chone Figgins
1976 — Jerry Remy		2006 — Vladimir Guerrero
1977 — Bobby Bonds		
1978 — Don Baylor		



JIM ABBOTT AND JIMMIE REESE



AL PLAYER OF THE WEEK WINNERS (49)

- 2005 — VLADIMIR GUERRERO** (Aug. 9-15): Batted .500 (11/22) and lead the league in all offensive categories: home runs (five), RBI (13), runs (nine), slugging percentage (1.182), on-base percentage (.593) and total bases (26)... Connected for his third career grand slam.
- 2004 — JOSE GUILLEN** (May 3-9): Hit .583 (14-24) with 1.125 slugging percentage, .643 on-base pct., eight runs, one double, four home runs and 11 RBI... Led or shared the ML lead in seven categories and posted three straight games with a HR and 3 RBI.
- ADAM KENNEDY** (Aug. 23-29): Led AL with a .619 (13/21) average, a .952 slugging percentage and a .640 on-base percentage for the week... Scored nine runs and posted seven RBI.
- VLADIMIR GUERRERO** (Sept. 27-Oct. 3): Led AL in seven categories: batting average (.560), runs (nine), home runs (six), slugging pct. (1.360), hits (14), on-base pct. (.607) and total bases (34).
- 2003 — SCOTT SPIEZO** (May 12-18): Batted .476 (10/21) with four runs scored, four doubles, a triple, two home runs, seven RBI.
- TROY GLAUS** (May 19-25): Named AL Co-Player of the Week for May 19-25... Shared honor with Baltimore's Melvin Mora... Batted .550 (11/20) with four doubles, four home runs and eight RBI.
- GARRET ANDERSON** (July 7-12): Hit safely in all six games of the week, batting .435 (10/23) with six runs scored, three home runs and six RBI.
- 2001 — TROY GLAUS** (Sept. 21-30): Completed week with a .500 (11/22) average with four runs scored, two doubles, one triple, two home runs, 10 RBI, one stolen base and league leading .593 on base percentage and .955 slugging percentage.
- 2000 — MO VAUGHN** (May 8-14): Completed week with a .393 (11/28) average, including seven runs scored, three doubles, six home runs, and 11 RBI.
- DARIN ERSTAD** (May 22-28): Completed week with a .481 (13/27) average with eight runs scored, one triple, four home runs, nine RBI and .517 on-base percentage in six games... Led league in home runs, slugging percentage (1.000) and total bases (27).
- DARIN ERSTAD** (July 3-9): Named AL Co-Player of the Week, with Carlos Delgado of Toronto... Batted .560 (14/25) with one home run and seven RBI in seven games... Led league in doubles (7) and owned .607 on-base percentage while slugging .960.
- TIM SALMON** (July 31-Aug. 6): Completed week with a .583 (14/24) average, including five runs scored, four doubles, one triple, two home runs and seven RBI.
- TIM SALMON** (Aug. 21-27): Completed week with a .500 (11/22) average, including six runs scored, two doubles, two home runs and nine RBI.
- 1999 — TIM SALMON** (April 12-18): Completed week with a .481 (13/27) average, including eight runs scored, four doubles, two home runs, 12 RBI and a .852 slugging percentage.
- MO VAUGHN** (May 10-16): Completed week with a .455 (10/22) average, including five runs, one double, four home runs, 14 RBI and a 1.045 slugging percentage.
- TROY GLAUS** (May 31-June 6): Completed week with a .550 (11/20) average, including six runs scored, two doubles, three home runs, six RBI and a .571 on-base percentage.
- 1998 — DARIN ERSTAD** (June 8-14): Completed week with a .448 (13/29) average, including seven runs scored, two doubles, one triple, two home runs, four RBI, a .793 slugging percentage and a .467 on-base percentage.
- TIM SALMON** (Aug. 3-9): Completed week with a .480 (12/25) average, including seven runs scored, a double, triple, four home runs, nine RBI and a 1.080 slugging percentage.
- 1997 — JIM EDMONDS** (May 12-18): Completed week with a .481 (13/27) average, including a double, five home runs, 10 RBI, 11 runs scored, a 1.074 slugging percentage and a .516 on-base percentage.
- CHUCK FINLEY** (July 28-Aug. 3): Completed week with 2-0 record and 1.59 ERA (17 IP - 3 ER) in two starts. Allowed eight hits, walked five and struck out 13 in that span.
- 1996 — CHUCK FINLEY** (July 22-28): Completed week with 2-0 record and 0.00 ERA (16.2 IP) in two starts. Walked two and struck out 16 in that span. Became sixth Angels pitcher and first left-handed pitcher to win award.
- 1995 — JIM EDMONDS** (June 12-18): Completed week with a .500 (12/24) average, including a double, two home runs, nine RBI, five runs scored, a .792 slugging percentage and .519 on-base percentage.
- JIM EDMONDS** (July 17-23): Completed week with a .483 (14/29) average, including four home runs, 11 RBI, 13 runs scored, a 1.000 slugging percentage and .529 on-base percentage.
- 1994 — TIM SALMON** (May 15-21): Completed week with a .593 (16/27) average, including 13 RBI, five home runs, 12 runs scored, a 1.296 slugging percentage and .645 on-base percentage. He also totaled a pair of doubles, a triple and three walks.
- 1993 — J.T. SNOW** (April 19-25): Co-Player of the Week with Seattle's Chris Bosio. Finished with a .455 (10/24) average, eight runs, four home runs, eight RBI, 24 total bases and a slugging percentage of 1.091.
- J.T. SNOW** (Sept. 27-Oct. 3): Completed week with .444 (12/27) average, three home runs, seven runs scored, six RBI, 23 total bases, in addition to a .852 slugging percentage and a .516 on-base percentage.
- 1992 — JUNIOR FELIX** (April 27-May 3): Finished with a .375 (9/24) average, six runs scored, a double, home run and 12 RBI.
- 1991 — DAVE WINFIELD** (April 8-14): Finished with a .409 average (9/22) with four runs scored, three home runs and 12 RBI in addition to a .955 slugging percentage and .391 on base percentage. Recorded five-hit, three HR contest, April 13 vs. Minnesota, establishing a club record for total bases in a game (15).
- WALLY JOYNER** (May 13-19): Completed week with .519 average (14/27) with two doubles, three home runs and 13 RBI in addition to .926 slugging percentage and .589 on-base percentage.
- DAVE WINFIELD** (May 27-June 2): Finished with a .458 average (11/24) with a double, four home runs and 12 RBI. He also recorded a 1.000 slugging percentage and .536 on base percentage.
- 1990 — BRIAN DOWNING** (Aug. 6-12): Led A.L. with a .688 (11/16) average, including seven runs, three doubles, three home runs and eight RBI. Posted 1.438 slugging percentage and .750 on-base percentage.
- 1989 — BERT BLYEVEN** (April 10-16): Posted two complete game wins, one shutout and a 0.50 ERA while limiting Oakland and Seattle to eight hits.
- CHILI DAVIS** (July 31-Aug. 6): Completed week with .448 average (13/29), and three doubles, three home runs and nine RBI. Collected 25 total bases while compiling a .448 on-base percentage and .862 slugging mark.
- 1988 — JOHNNY RAY** (April 18-24): Totaled 16 hits in 27 at-bats (.593 average), including five runs scored, five doubles, three sacrifice flies and 13 RBI.
- MIKE WITT** (June 13-19): Completed week with 2-0 record in two starts, while not allowing an earned run in 17.2 innings. He also totaled six strikeouts, six walks and 12 hits.
- CHILI DAVIS** (July 4-10): Completed week with a .600 average (15/25), .920 slugging percentage and .645 on-base percentage. In seven games, Davis scored 10 runs, two doubles, two home runs and eight RBI, three of which were game winners.
- WALLY JOYNER** (July 25-31): Co-Player of the Week along with Boston's Roger Clemens. Finished week with 14 hits in 27 at-bats (.519 average), including seven runs scored, three doubles, three home runs and 11 RBI.
- 1987 — WALLY JOYNER** (April 20-26): Completed week with a .480 average (12/25), five home runs and 13 RBI in seven games. Also recorded 10 runs scored, three sacrifice flies, a .500 on-base percentage and 1.120 slugging mark.
- MIKE WITT** (June 1-7): Was 2-0 in two starts with an 0.95 ERA (19 IP - 2 ER). He also fanned 19, allowed three walks, 12 hits and limited opponents to a .176 overall average.
- 1986 — DON SUTTON** (June 16-22): Became the 19th player in major league history to join the "300 Win" club as he posted a 5-1 complete-game victory over Texas at Anaheim Stadium, June 18 (Sutton shared laurels with Minnesota's Kent Hrbek).
- DOUG DECINCES** (Aug. 4-10): Finished with a .421 average (8/19), 21 total bases, a double, four home runs, seven runs scored, seven RBI, a .520 on-base percentage and a 1.105 slugging percentage.
- 1985 — ROD CAREW** (July 29-Aug. 4): Became 16th player in major league history to record 3,000 hits with his third inning single against Minnesota's Frank Viola.
- 1984 — BOBBY GRICH** (Sept. 10-16): Finished with a .444 average (8/18), reached base 11 consecutive times and tied club record with eight straight hits.
- MIKE WITT** (Sept. 23-30): Became the 13th player in major league history to toss a perfect game as he shut down Texas, 1-0 on the 30th, while striking out 10.
- 1983 — ROD CAREW** (May 2-8): Hit .474 (9/19) including third four-hit game of season and 48th of his career.
- 1982 — DOUG DECINCES** (Aug. 2-8): Hit .500 (12/24) with eight home runs including three in one game twice. He scored 10 runs and drove in 12. He finished with a slugging percentage of 1.542.
- 1980 — MARK CLEAR** (June 30-July 6): 1-0 with four saves in five games without allowing a hit.
- JASON THOMPSON** (July 21-27): Hit .560, slugged 1.040.
- 1979 — NOLAN RYAN** (April 16-22): Total complete game wins with an ERA of 0.54 for week.
- DON BAYLOR** (July 2-8): Had five HRs and 13 RBI while slugging 1.038. Hit nine HRs in last 11 games.
- DAN FORD** (Aug. 6-12): Tied three Angels records in a single game with eighth consecutive hit, five hits in a game and hit for cycle.
- 1977 — JOE RUDI** (April 7-11): Hit two HRs, a grand slam, plus three triples for nine RBI and a .333 average.



AL PLAYER OF THE MONTH WINNERS (23)

- 2006 — **JOHN LACKEY** (July): Posted a 5-1 record and a 2.08 ERA (43.1 IP - 10 ER) in 6 starts. Struck out 50 batters. Month was highlighted by July 7 start at Oakland. He allowed leadoff double and then retired final 27 batters in a row.
- 2005 — **BARTOLO COLON** (August): Posted a 5-0 record in 6 games and a 1.72 ERA (47.0 IP - 9 ER)... Struck out 28 batters.
- 2004 — **VLADIMIR GUERRERO** (September): Batted .371 (39/105) with 24 runs scored, six doubles, a triple, 10 home runs and 23 RBI... Also stole five bases and posted a .733 slugging percentage and a .431 on-base percentage for the month.
- 1998 — **CHUCK FINLEY** (April): Posted 4-0 record with one complete game, one shutout and a 1.54 ERA (46.2 IP - 8 ER) in six starts. Allowed 35 hits (two HR), walked 18 and struck out 44, limiting opponents to a .208 average against (35/168). Led league in ERA for month.
- 1997 — **TIM SALMON** (July): Batted .390 (39/100) with 19 runs scored, six doubles, seven home runs, 32 RBI and 17 walks in 27 games. Led league in RBI and on-base percentage (.483)... Finished second in slugging percentage (.660) and hits (tied).
- CHUCK FINLEY** (July): Co-winner along with Brad Radke of Minnesota. Finished with a 7-0 record, two complete games, one shutout and a 2.26 ERA (51.2 IP - 13 ER) in seven starts. During that span, allowed 42 hits and struck out 58 batters.
- 1995 — **GARRET ANDERSON** (July): Batted .410 (43/105) with 22 runs scored, eight doubles, seven home runs and 35 RBI in 25 games. Average was highest of any player in A.L. Posted .422 on-base percentage and .686 slugging percentage. Marked first rookie to be honored since inception of award.
- 1990 — **CHUCK FINLEY** (July): Co-winner along with Bobby Witt of Texas. Finished with 4-0 record in six games (three complete) and a 1.69 ERA (53.1 IP - 10 ER). During that span, allowed 49 hits and struck out 39 batters.
- 1989 — **CHUCK FINLEY** (May): Posted a 4-0 record and 1.37 ERA with three complete games and one shutout.
- 1988 — **CHILI DAVIS** (July): Finished with a .376 average (35/93), including 19 runs scored, seven doubles, seven home runs and 25 RBI.
- 1987 — **BRIAN DOWNING** (April): Finished with a .352 average (31/88), nine home runs and 22 RBI. Also recorded a .472 on-base percentage, scored 19 runs, had seven doubles and walked 18 times. His nine home runs established a personal-best for a month, while the 22 RBI were the most since recording a career-high 25 in Aug., 1985.
- 1986 — **MIKE WITT** (August): Posted a 5-0 record and 0.21 ERA (43 IP - 1 ER). Struck out 23 while allowing only 17 hits. Opponents hit just .110 (17/155) against him.
- DOUG DECINCES** (August): Hit .337 (32/95) with nine home runs and 25 RBI. He scored 16 runs and added 12 base on balls while recording a .684 slugging percentage and .407 on base percentage.
- 1983 — **ROD CAREW** (May): Hit .438 (39/89) with 14 runs and 12 multiple-hit games, including two four-hit and six three-hit efforts.
- 1982 — **GEOFF ZAHN** (April): Finished 4-0 with three complete games, two shutouts and a 1.05 ERA (42.2 IP-5 ER) in five starts.
- DOUG DECINCES** (August): Hit .392 (38/97) with 11 home runs and 28 RBI. He scored 21 runs, had an on-base percentage of .459 and an .825 slugging percentage.
- 1980 — **ROD CAREW** (June): Batted .389 with 13 doubles and 16 RBI.
- 1979 — **DON BAYLOR** (May): Drove in 23 runs and scored 21. Hit .354 with seven HRs.
- DON BAYLOR** (July): Set club record for month with 34 runs batted in. Hit .349 with 11 HRs for 79 total bases.
- 1978 — **FRANK TANANA** (April): First major league hurler to win five games in 1978. Was 5-0 with a 2.45 ERA and 17 strikeouts for the month.
- 1977 — **FRANK TANANA** (May): Season's first major league to win eight. Completed all six May starts with 50 strikeouts in 52 innings.
- 1976 — **NOLAN RYAN** (September): Had 6-1 record with six complete games. He fanned 75 for the month including 18 in one game. Had a 1.33 ERA with three shutouts.
- FRANK TANANA** (September): Had a 5-1 record with a 1.27 ERA with 62 strikeouts. Allowed one run in 21 innings pitched against Oakland.

ANGELS ALL-STAR GAME SELECTIONS

- 1961 — Ryne Duren, first game; Ken McBride, both games.
- 1962 — Leon Wagner*, Billy Moran*, Lee Thomas, both games; Bill Rigney (coach), Ken McBride, second game.
- 1963 — Ken McBride*, Leon Wagner*, Albie Pearson*.
- 1964 — Dean Chance*, Jim Fregosi*
- 1965 — Bob Lee.
- 1966 — Bobby Knoop*, Jim Fregosi.
- 1967 — Jim McGlothlin, Don Mincher, Jim Fregosi, Bill Rigney (coach).
- 1968 — Jim Fregosi*.
- 1969 — Jim Fregosi*.
- 1970 — Sandy Alomar, Jim Fregosi, Alex Johnson, Clyde Wright, Lefty Phillips (coach).
- 1971 — Andy Messersmith.
- 1972 — Nolan Ryan.
- 1973 — Nolan Ryan, Bill Singer.
- 1974 — Dave Chalk, Frank Robinson, Dick Williams (manager), Whitey Herzog (coach), Freddie Frederico (trainer).
- 1975 — Dave Chalk, Nolan Ryan.
- 1976 — Frank Tanana.
- 1977 — Frank Tanana (replaced Dave LaRoche, who replaced Nolan Ryan).
- 1978 — Frank Tanana.
- 1979 — Rod Carew, Bobby Grich, Brian Downing, Don Baylor*, Nolan Ryan*, Mark Clear.
- 1980 — Rod Carew*, Bobby Grich, Bob Clear (coach).
- 1981 — Rod Carew*, Fred Lynn, Rick Burleson, Ken Forsch, Jimmie Reese (coach).
- 1982 — Rod Carew*, Reggie Jackson* Fred Lynn*, Bobby Grich*.
- 1983 — Rod Carew*, Reggie Jackson*, Fred Lynn*, Doug DeCinces, Bob Boone.
- 1984 — Rod Carew*, Reggie Jackson*, Rick Smith (trainer).
- 1985 — Donnie Moore.
- 1986 — Wally Joyner*, Mike Witt.
- 1987 — Mike Witt.
- 1988 — Johnny Ray.
- 1989 — Chuck Finley, Devon White, Doug Rader (coach), Marcel Lachemann (coach), Rick Smith (trainer).
- 1990 — Chuck Finley, Lance Parrish.
- 1991 — Bryan Harvey, Mark Langston.
- 1992 — Mark Langston, Jimmie Reese (honorary captain), Rick Turner (bullpen catcher), Ned Bergert (trainer).
- 1993 — Mark Langston*.
- 1994 — Chili Davis.
- 1995 — Gary DiSarcina, Jim Edmonds, Chuck Finley, Lee Smith.
- 1996 — Chuck Finley, Troy Percival.
- 1997 — Jason Dickson, Rick Smith (trainer).
- 1998 — Darin Erstad, Troy Percival.
- 1999 — Troy Percival.
- 2000 — Darin Erstad, Troy Glau.
- 2001 — Troy Glau, Troy Percival.
- 2002 — Garret Anderson, Mike Scioscia (coach), Ned Bergert (trainer).
- 2003 — Garret Anderson*, Troy Glau*, Brendan Donnelly, Mike Scioscia (manager), Joe Maddon (coach), Buddy Black (coach), Mickey Hatcher (coach), Ron Roenicke (coach), Alfredo Griffin (coach), Orlando Mercado (coach)
- 2004 — Vladimir Guerrero*, Francisco Rodriguez, Ned Bergert (trainer).
- 2005 — Garret Anderson, Bartolo Colon, Vladimir Guerrero*.
- 2006 — Vladimir Guerrero*.

* Started game.



2003 ALL STARS IN CHICAGO.



ANGELS IN THE POST-SEASON (1979)

1979 CALIFORNIA ANGELS

Following its entry into the American League as an expansion club in 1961, the first post-season berth for the Angels franchise would not occur until 1979. The Angels featured an offense that led the American League in runs scored with 866 and registered a .282 team average, both marks establishing club records.

The magical season, considered by Owner Gene Autry as one of his proudest memories, was led by the MVP season of Don Baylor who recorded a .296 average with 36 home runs, and a league-leading 162 games played, 120 runs scored and 139 RBI. His 28 RBI in April set a league record, while his 34 RBI in July established a club record. Baylor's accomplishments led to his selection as A.L. "Player of the Month" twice in '79.

Baylor, Dan Ford (101) and Bobby Grich (101) paced the club in RBI, while Baylor, Ford (100) and Carney Lansford (114) led the club in runs scored. The season would mark the first in an Angels' uniform for future Hall of Famer Rod Carew and the last for another headed to the Hall in Nolan Ryan.

The season featured countless memorable moments, both from an individual and team perspective. During an impressive three-game series prior to the All-Star break, the Angels swept the defending World Champion New York Yankees. Ryan would be denied his fifth no-hitter with the Angels in the ninth inning of a 6-1 win, July 13. Three home runs and a five-run eighth against Cleveland, Aug. 31 aided a 9-8 win that would put the club into first to stay. Frank Tanana was on the mound Sept. 25, collecting a 4-1 division-clinching victory against Kansas City, solidifying the Angels' first trip to the American League Championship Series.

Despite leading in each of the first three games of the ALCS against Baltimore, the Angels were defeated by the Orioles, three games to one. Their performance against a club that finished regular season play with a 102-57 record was more than most expected.

In Game One at Baltimore, pinch-hitter John Lowenstein's three-run homer in the bottom of the 10th was the decisive blow in a 6-3 Baltimore win. California battled back from a 9-1 deficit in Game Two, scoring six runs in the final three innings during a 9-8 loss in Memorial Stadium.

Larry Harlow's dramatic run-scoring double in the bottom of the ninth in Anaheim in Game Three accounted for the only California win as the Orioles, behind Scott McGregor's six-hitter, won Game Four, 8-0.



A SLOGAN OFTEN SEEN AND HEARD DURING THE 1979 CAMPAIGN.

ANGELS IN THE POST-SEASON (1979)

1979 BALTIMORE VS. CALIFORNIA

(BEST-OF-FIVE)

Wednesday, October 3 at Baltimore (N)

California	1	0	1	0	0	1	0	0	0	0	—	3	7	1
Baltimore	0	0	2	1	0	0	0	0	0	3	—	6	6	0

Ryan, Montague (8), and Downing; Palmer, Stanhouse (10) and Dempsey. WP—Stanhouse. LP—Montague. GWRBI—Lowenstein. HR—Ford, Lowenstein.
Time—3:10 Attendance—52,787

Thursday, October 4 at Baltimore (D)

California	1	0	0	0	0	1	1	3	2	—	8	10	1
Baltimore	4	4	1	0	0	0	0	0	x	—	9	11	1

Frost, Clear (2), Aase (8) and Downing; Flanagan, Stanhouse (8) and Dempsey. WP—Flanagan. LP—Frost. SV—Stanhouse. GWRBI—Kelly. HR—Ford, Murray.
Time—2:51 Attendance—52,108

Friday, October 5 at California (N)

Baltimore	0	0	0	1	0	1	1	0	0	—	3	8	3
California	1	0	0	1	0	0	0	0	2	—	4	9	0

D.Martinez, Stanhouse (9) and Skaggs; Tanana, Aase (6) and Downing. WP—Aase. LP—Stanhouse. GWRBI—Harlow. HR—Baylor.
Time—2:59 Attendance—43,199

Saturday, October 6 at California (D)

Baltimore	0	0	2	1	0	0	5	0	0	—	8	12	1
California	0	0	0	0	0	0	0	0	0	—	0	6	0

McGregor and Dempsey; Knapp, LaRoche (3), Frost (4), Montague (7), Barlow (9) and Downing. WP—McGregor. LP—Knapp. GWRBI—Singleton. HR—Kelly.
Time—2:56 Attendance—43,199

ANGELS

Player-Position	G	AB	R	H	2B	3B	HR	RBI	AVG
Davis, ph	2	2	1	1	1	0	0	0	.500
Carew, 1b	4	17	4	7	3	0	0	1	.412
Ford, rf	4	17	2	5	1	0	2	4	.294
Lansford, 3b	4	17	2	5	0	0	0	3	.294
Miller, cf	4	16	2	4	0	0	0	0	.250
Downing, c	4	15	1	3	0	0	0	1	.200
Baylor, dh-lf	4	16	2	3	0	0	1	2	.188
Grich, 2b	4	13	0	2	1	0	0	2	.154
Harlow, lf-ph	3	8	0	1	1	0	0	1	.125
Anderson, ss	4	11	0	1	0	0	0	0	.091
Thon, pr-ss	1	0	1	0	0	0	0	0	.000
Campaneris, ss	1	0	0	0	0	0	0	0	.000
Rettenmund, ph-dh	2	2	0	0	0	0	0	0	.000
Clark, lf	1	3	0	0	0	0	0	0	.000
Totals	4	137	15	32	7	0	3	14	.234

Pitcher	G	IP	H	R	ER	BB	SO	W	L	ERA
Barlow	1	1	0	0	0	0	0	0	0	0.00
Ryan	1	7	4	3	1	3	8	0	0	1.29
Aase	2	5	4	1	1	2	6	1	0	1.80
Tanana	1	5	6	2	2	2	3	0	0	3.60
Clear	1	5.2	4	3	3	2	3	0	0	4.76
LaRoche	1	1.1	2	1	1	1	1	0	0	6.75
Knapp	1	2.1	5	2	2	1	0	0	1	7.71
Montague	2	4	4	4	4	2	2	0	1	9.00
Frost	2	4.1	8	10	9	5	1	0	1	18.69
Totals	4	35.2	37	26	23	18	24	1	3	5.80

No shutouts or saves.



ANGELS IN THE POST-SEASON (1982)

1982 CALIFORNIA ANGELS

Considered by many as the best team in club history, the 1982 Angels were a solid group of established veterans and stars. In fact, the club boasted four former American League Most Valuable Players in the lineup (Don Baylor, Rod Carew, Reggie Jackson and Fred Lynn).

The '82 version of the Angels featured a punishing offense that saw nine players register at least 100 hits. Victory was especially satisfying for manager Gene Mauch, who last tasted success with the Philadelphia Phillies in 1964. Despite winning 93 games, the race for post-season play with Kansas City came down to the second to final game of the season when the Angels defeated Texas at home, 6-4.

It was the 1982 Angels, led by Baylor, who asked to have uniform No. 26 retired in order to honor Owner Gene Autry as the 26th player on the club. The gesture came on the final day of the season.

Each of California's nine starting position players registered at least 138 games played while five of them played 150-or-more games (Brian Downing - 158, Baylor - 157, Doug DeCinces & Reggie Jackson - 153 and Tim Foli - 150).

Outfielder Reggie Jackson, who ended his five tumultuous years with the Yankees by signing a four-year contract with the Angels, tied for the American League lead in home runs and set an Angels' record with 39. His 101 RBI also led the club.

Mauch's Angels used power and also created the phrase "little ball" as his offense led the A.L. with 114 sacrifice bunts. While Foli (26) and Boone (23) combined for 49 sacrifices, 13 other Angels totaled at least one sacrifice, including Carew and Juan Beniquez, each with 16.

Two crowds of over 64,000 per game watched the Angels jump out to a 2-0 series lead against the Milwaukee Brewers. Baylor's five RBI in Game One led to an 8-3 triumph as left-hander Tommy John tossed a complete-game seven-hitter.

The following night, right-hander Bruce Kison limited Milwaukee to five hits during a 4-2 win in a game played in two hours and six minutes. The Angels had a commanding 2-0 series lead heading to Milwaukee.

With the series seemingly under control, the LCS shifted to County Stadium where the Brewers won Game Three, 5-3, behind a solid outing from Don Sutton. A pair of three-run innings and three California errors resulted in a 9-5 setback in Game Four, setting the stage for a dramatic and decisive Game Five. Cecil Cooper's two-run single in the seventh off Luis Sanchez was the difference in a 4-3 Brewers' series clinching win.

Despite not moving on to the World Series, outfielder Fred Lynn was honored as the series Most Valuable Player with his .611 average (11/18).



BOBBY GRICH

ANGELS IN THE POST-SEASON (1982)

1982 MILWAUKEE VS. CALIFORNIA

(BEST-OF-FIVE)

Tuesday, October 5 at California (D)

Milwaukee	0	2	1	0	0	0	0	0	0	0	—	3	7	2
California	1	0	4	2	1	0	0	0	0	x	—	8	10	0

Caldwell, Slaton (4), Ladd (7), Bernard (8) and Simmons; John and Boone. WP—John. LP—Caldwell. GWRBI—Baylor. HR—Thomas, Lynn.
Time—2:31 Attendance—64,406

Wednesday, October 6 at California (D)

Milwaukee	0	0	0	0	2	0	0	0	0	0	—	2	5	0
California	0	2	1	1	0	0	0	0	0	x	—	4	6	0

Vuckovich and Simmons; Kison and Boone. WP—Kison. LP—Vuckovich. GWRBI—Foli. HR—Re. Jackson, Molitor.
Time—2:06 Attendance—64,179

Friday, October 8 at Milwaukee (D)

California	0	0	0	0	0	0	0	3	0	0	—	3	8	0
Milwaukee	0	0	0	3	0	0	2	0	x	0	—	5	6	0

Zahn, Witt (4), Hassler (7), and Boone; Sutton, Ladd (8) and Simmons. WP—Sutton. LP—Zahn. SV—Ladd. GWRBI—Cooper. HR—Molitor, Boone.
Time—2:41 Attendance—51,003

Saturday, October 9 at Milwaukee (D)

California	0	0	0	0	0	1	0	4	0	0	—	5	5	3
Milwaukee	0	3	0	3	0	1	0	2	x	0	—	9	9	2

John, Goltz (4), Sanchez (8), and Boone; Haas, Slaton (8) and Simmons. WP—Haas. LP—John. SV—Slaton. GWRBI—Brouhard. HR—Baylor, Brouhard.
Time—3:10 Attendance—51,003

Sunday, October 10 at Milwaukee (D)

California	1	0	1	1	0	0	0	0	0	0	—	3	11	1
Milwaukee	1	0	0	1	0	0	2	0	x	0	—	4	6	4

Kison, Sanchez (6), Hassler (7) and Boone; Vuckovich, McClure (7), Ladd (9) and Simmons. WP—McClure. LP—Sanchez. SV—Ladd. GWRBI—Cooper. HR—Oglivie.
Time—3:01 Attendance—54,968

ANGELS

Player-Position	G	AB	R	H	2B	3B	HR	RBI	AVG
Ro. Jackson, ph	1	1	0	1	0	0	0	0	1.000
Lynn, cf	5	18	5	11	2	0	1	5	.611
DeCinces, 3b	5	19	5	6	2	0	0	0	.316
Baylor, dh	5	17	2	5	1	1	1	10	.294
Boone, c	5	16	3	4	0	0	1	4	.250
Grich, 2b	5	15	1	3	1	0	0	1	.200
Carew, 1b	5	17	2	3	1	0	0	0	.176
Downing, lf	5	19	3	3	1	0	0	0	.158
Foli, ss	5	16	0	2	0	0	0	1	.125
Re. Jackson, rf	5	18	2	2	0	0	1	2	.111
Beniquez, lf	2	0	0	0	0	0	0	0	.000
Clark, rf	2	0	0	0	0	0	0	0	.000
Totals	5	157	23	40	8	1	4	23	.255

Pitcher	G	IP	H	R	ER	BB	SO	W	L	ERA
Hassler	2	2.2	0	0	0	0	2	0	0	0.00
Kison	2	14	8	4	3	3	12	1	0	1.93
John	2	12.1	11	9	7	6	6	1	1	5.11
Witt	1	3	2	2	2	2	3	0	0	6.00
Sanchez	2	2.2	4	2	2	1	1	0	1	6.75
Goltz	1	3.2	4	3	3	2	2	0	0	7.36
Zahn	1	3.2	4	3	3	1	2	0	1	7.36
Totals	5	42	33	23	20	15	28	2	3	4.29

No shutouts or saves.



ANGELS IN THE POST-SEASON (1986)

1986 CALIFORNIA ANGELS

The 1986 campaign was an exciting season featuring some of the most memorable performances in club history. A dramatic American League Championship Series also resulted in one of the most memorable post-seasons in baseball history.

Bolstered by several veterans such as Bob Boone, Rick Burleson, Doug DeCinces, Brian Downing, Bobby Grich and Reggie Jackson, '86 saw the emergence of a young first baseman named Wally Joyner who captivated the baseball world with his solid first-half performance after replacing the legendary Rod Carew.

An eventual runner-up in Rookie of the Year voting behind Jose Canseco, Joyner recorded a .290 average with 22 home runs and 100 RBI. His clutch hitting and spectacular defense made him a favorite among Angels' fans immediately. Fans around the country eventually showed much of the same fondness.

After finishing in second place, one game back, in 1985, the Angels vowed in spring training to make up that one game in '86. Combined with a solid offense, California's starting rotation of Kirk Caskill (17-10), Mike Witt (18-10), Don Sutton (15-11) and John Candelaria (10-2 in 16 starts) enabled the ballclub to finish with a 92-70 record.

Defense also contributed as the Angels sported two Gold Glove winners in Bob Boone and Gary Pettis, while Dick Schofield played an equally solid shortstop.

On April 26, a game between California and Minnesota was delayed for nine minutes in the Metrodome when strong winds tore a hole in the Metrodome roof, causing suspended lights and speakers to sag toward the field. When the game resumed in the top of the ninth, California struck for a trio of two-run homers and a 7-6 win. On May 14, Jackson homered off Boston's Roger Clemens to move past Mickey Mantle on the all-time list with 537. Wally Joyner broke up Walt Terrell's bid for a no-hitter with two out in the ninth during a 3-0 loss. For the second time in his career, Jackson hit three home runs in a game, Sept. 18 vs. Kansas City. At the age of 40 years and four months, he joined Stan Musial and Babe Ruth as the only 40-plus players to accomplish the feat.

The excitement of the regular season spilled into the ALCS as the Angels jumped out to a 3-1 series lead over Boston. An incredible come-from-behind win in Game 4 by California after trailing 3-0 in the bottom of the ninth enabled the Angels to find themselves one game away from the World Series.

With the Angels leading 5-2 in the ninth inning of Game 5, the Red Sox staged one of the most improbable comebacks in post-season history, winning 7-6 in 11 innings. After Don Baylor's ninth-inning home run pulled Boston to 5-4, Dave Henderson slammed a two-run homer off reliever Donnie Moore for a 6-5 lead. The Angels were within one strike of victory.

Despite having the score tied in the bottom of the ninth, the Red Sox were able to squeeze out of a bases-loaded, one-out situation and send the game into extra-innings. The Angels were unable to regain their magic in Games 6 & 7 in Boston as the Red Sox advanced to the World Series where they would later experience some of the same heartbreak that befell the Angels.



1986 CALIFORNIA ANGELS

ANGELS WESTERN DIVISION CLINCHING DATES

Year	No.	Date	Details
1979	158	Sept. 25	Angels defeat Kansas City, 4-1, at Anaheim Stadium (Tanana over Chamberlain).
1982	161	Oct. 2	Angels defeat Texas, 6-4, at Anaheim Stadium (Goltz over Hough).
1986	153	Sept. 26	Angels defeat Texas, 8-3, at Anaheim Stadium (Candelaria over Mohorcic).
2004	161	Oct. 2	Angels defeat Oakland, 5-4 at Network Associates Coliseum (Donnelly over Rincon).
2005	157	Sept. 27	Angels defeat Oakland, 4-3 at McAfee Coliseum (Santana over Kennedy).

ANGELS IN THE POST-SEASON (1986)

1986 ALCS BOSTON VS. CALIFORNIA

(BEST-OF-SEVEN)

Tuesday, October 7 at Boston (N)

California	0	4	1	0	0	0	0	0	3	0	—	8	11	0
Boston	0	0	0	0	0	1	0	0	0	0	—	1	5	1

Witt and Boone; Clemens, Sambito (8), Stanley (8) and Gedman. WP—Witt. LP—Clemens. GWRBI—Jones.
Time—2:52 Attendance—32,993

Wednesday, October 8 at Boston (D)

California	0	0	0	1	1	0	0	0	0	0	—	2	11	3
Boston	1	1	0	0	1	0	3	3	x	—	—	9	13	2

McCaskill, Lucas (8), Corbett (8) and Boone; Hurst and Gedman. WP—Hurst. LP—McCaskill. GWRBI—Dw. Evans. HRs—Joyner, Rice.
Time—2:47 Attendance—32,786

Friday, October 10 at California (D)

Boston	0	1	0	0	0	0	0	2	0	—	—	3	9	1
California	0	0	0	0	0	1	3	1	x	—	—	5	8	0

Boyd, Sambito (7), Schiraldi (8) and Gedman; Candelaria, Moore (8) and Boone. WP—Candelaria. LP—Boyd. SV—Moore. GWRBI—Schofield.
HRs—Schofield, Pettis.
Time—2:48 Attendance—64,206

Saturday, October 11 at California (D)

Boston	0	0	0	0	0	1	0	2	0	0	0	—	3	6	1
California	0	0	0	0	0	0	0	0	3	0	1	—	4	11	2

Clemens, Schiraldi (9) and Gedman; Sutton, Lucas (7), Finley (8), Corbett (8), Boone and Narron (11).
WP—Corbett. LP—Schiraldi. GWRBI—Grich. HR—DeCinces.
Time—3:50 Attendance—64,223

Sunday, October 12 at California (D)

Boston	0	2	0	0	0	0	0	0	4	0	1	—	7	12	0
California	0	0	1	0	0	2	2	0	1	0	0	—	6	13	0

Hurst, Stanley (7), Sambito (9), Schiraldi (11) and Gedman; Witt, Lucas (9), Moore (9),
Finley (11), Boone and Narron (10). WP—Crawford. LP—Moore. S—Schiraldi. GWRBI—D. Henderson.
HRs—Gedman, Baylor, D. Henderson, Boone, Grich.
Time—3:54 Attendance—64,223

Tuesday, October 14 at Boston (D)

California	2	0	0	0	0	0	1	1	0	—	—	4	11	1
Boston	2	0	5	0	1	0	2	0	x	—	—	10	16	1

McCaskill, Lucas (3), Corbett (4), Finley (7), Boone and Narron (8); Boyd, Stanley (8) and Gedman. WP—Boyd. LP—McCaskill. GWRBI—Barrett.
HR—Downing.
Time—3:23 Attendance—32,998

Wednesday, October 15 at Boston (D)

California	0	0	0	0	0	0	0	1	0	—	—	1	6	2
Boston	0	3	0	4	0	0	1	0	x	—	—	8	8	1

Candelaria, Sutton (4), Moore (8) and Boone; Clemens, Schiraldi (8) and Gedman. WP—Clemens.
LP—Candelaria. GWRBI—Gedman. HRs—Rice, Dw. Evans.
Time—2:39 Attendance—33,001

ANGELS

Player-Position	G	AB	R	H	2B	3B	HR	RBI	AVG
Boone, c	7	22	4	10	0	0	1	2	.455
Burleson, ph-dh-2b	4	11	0	3	0	0	0	0	.273
DeCinces, 3b	7	32	2	9	3	0	1	3	.281
Downing, lf	7	27	2	6	0	0	1	7	.222
Grich, 2b-1b	6	24	1	5	0	0	1	3	.208
Hendrick, rf-1b	3	12	0	1	0	0	0	0	.083
Howell, ph	2	1	0	0	0	0	0	0	.000
Re, Jackson, dh	6	26	2	5	2	0	0	2	.192
Jones, rf-pr	6	17	4	3	1	0	0	2	.176
Joyner, 1b	3	11	3	5	2	0	1	2	.455
Narron, c-ph	4	2	1	1	0	0	0	0	.500
Pettis, cf	7	26	4	9	1	0	1	4	.346
Schofield, ss	7	30	4	9	1	0	1	2	.300
White, rf-pr	4	2	2	1	0	0	0	0	.500
Wilfong, 2b-ph	4	13	1	4	1	0	0	2	.308
Totals	7	256	30	71	11	0	7	29	.277

Pitcher	G	IP	H	R	ER	BB	SO	W	L	ERA
Candelaria	2	10.2	11	8	1	6	7	1	1	0.84
Corbett	3	6.2	9	4	4	2	2	1	0	5.40
Finley	3	2	1	0	0	0	1	0	0	0.00
Lucas	4	2.1	3	3	3	1	2	0	0	11.57
McCaskill	2	9.1	16	13	8	5	7	0	2	7.71
Moore	3	5	8	4	4	2	0	0	1	7.20
Ruhle	1	.2	2	2	1	0	0	0	0	13.50
Sutton	2	9.2	6	2	2	1	4	0	0	1.86
Witt	2	17.2	13	5	5	2	8	1	0	2.55
Totals	7	64	69	41	28	19	31	3	4	3.94

No shutouts. Saves—Moore.



ANGELS IN THE POST-SEASON (2002)

2002 SEASON:

The Angels finished the 2002 campaign with a 99-63 record, claiming the AL Wild Card, finishing four games behind Oakland in the AL West...99 wins marked the most victories in a season in club history (surpassing 93 in 1982)...On April 23, Angels sat at 6-14 (worst start in club history after 20 games), 10.5 games behind Seattle...After that, Angels were 44 games above .500 (93-49) over their last 142 games...Angels tallied 43 comeback wins, 12 when trailing after six innings...Club posted three win streaks of eight-or-more games marking first time in club history...Halos finished first in the American League with a club record .282 batting average (also 1979)...Angels finished with a 3.69 ERA, ranking second in the AL (Oakland, 3.68), and ranked first in the AL in saves with a club record 54...Troy Percival led the way with 40 saves...Relievers posted a 27-16 mark and 2.98 ERA, the best ERA in the AL and second in the majors (Atlanta)...Jarrod Washburn set a club record for road wins (13) and the longest win streak in a season (12, April 19-July 21)...Garret Anderson finished with a .306 average (194/638), 93 runs scored, 56 doubles, three triples, 29 home runs, 123 RBI, 30 walks and six stolen bases in 158 games to be named as team MVP, finishing fourth in AL MVP voting.


POST-SEASON:

ALDS - In their first post-season appearance in 16 years, the Angels defeated the New York Yankees in the Division Series (three games to one) to claim the first post-season series victory in club history...Angels dropped Game 1 in New York before rolling off three consecutive wins to move to the ALCS...The Halos' offense scored 31 runs in four games and hit .376 (56-for-149), a record for a team in any post-season series...In Game 1, Troy Glaus became the first Angel to collect two home runs in a post-season game and seventh player in major league history to accomplish the feat in his first career playoff game...Francisco Rodriguez became the second pitcher in major league history to win two playoff games before the age of 21 (also Fernando Valenzuela in 1981)...Rodriguez also became the first pitcher in ML history to win two post-season games without owning a regular season victory...In Game 4, the club set a Division Series single-inning record with eight runs on a major league post-season record 10 hits (also set by Philadelphia A's in Game 4 of 1929 World Series) during the fifth frame.

ALCS - The Angels defeated the Minnesota Twins (four games to one) to claim their first ever AL Pennant and earn a spot in the Fall Classic...The franchise, which was established in 1961, had been tied with the Senators/Rangers franchise for longest tenure by an expansion team without reaching the World Series...It marked the first time in the history of the best-of-seven format that a team won four straight games after losing the opener in a LCS...Francisco Rodriguez became the first pitcher in major league history to win his first three games in post-season play...In Game 5, the Angels scored 10 runs on 10 hits in the 7th inning establishing or tying several post-season records during the frame, including post-season marks for runs in an inning, singles in an inning and plate appearances in an inning...Adam Kennedy was named Most Valuable Player of the ALCS, the second Angel to be named ALCS MVP (also Fred Lynn in 1982 ALCS, the only MVP in ALCS history from the losing team)...Kennedy became the third player in history to hit three home runs in an LCS contest in Game 5, the sixth time in post-season history that a player homered three times in a contest...The Angels' bullpen combined to allow four runs 14.1 innings in the series, fanning 18 batters...Minnesota's bullpen gave up 10 runs in Game 5 and allowed 16 runs in the last seven innings of work...Angels' pitchers did not allow a HR in the series.

World Series - The All-California Series matched the Angels with the San Francisco Giants in the 99th edition of the Fall Classic...42 years of waiting for a World Series crown came to a close for Angels fans in Game 7 when Darin Erstad caught Kenny Lofton's fly ball with two on and two out in the top of the ninth inning to preserve the Angels 4-1 series clinching victory in front of 44,598 raucous fans...Game 7 win was keyed by Garret Anderson's three-run double in the third inning...John Lackey received the win in the final game, becoming just the second rookie pitcher since to win Game 7 of the World Series (also accomplished by Babe Adams with Pittsburgh in 1909)...At 20 years, 286 days, Francisco Rodriguez became the youngest pitcher ever to win a World Series contest in Game 2...The win was his fifth of the post-season, tying Randy Johnson (2001) for the most ever in a single post-season...In Game 6, the Angels' 6-5 comeback win was the biggest ever by a team facing Series elimination...It marked the second time in the '02 post-season the club overcame a five-run deficit to win (also trailed 6-1 in Game 3 of ALDS to NYY and won 9-6), the first team ever to rally from two five-run deficits in a single post-season...With his three-run HR in the seventh inning of Game 6, Scott Spiezo tied Cleveland's Sandy Alomar Jr. (1997) for the most RBI (19) in a single post-season...Angels' manager Mike Scioscia became the 28th individual to play for and manage a World Series Championship team...The Angels became the first team since the 1912 Boston Red Sox to win the World Series with no players on the roster with previous World Series experience...Angels third baseman Troy Glaus was named MVP of the 2002 Fall Classic after hitting .385 (10/26) with seven runs, three doubles, three home runs and eight RBI in seven games...He was the sixth player to hit a pair of home runs in his first World Series game.

Did You Know? The Angels finished with an 8-1 record at home during post-season play in 2002.



A JUBILANT TROY PERCIVAL AND BENGIE MOLINA COMMENCE CELEBRATION OF THE ANGELS' FIRST WORLD TITLE.

ANGELS IN THE POST-SEASON (2002)



2002 ALDS RECAP ANAHEIM ANGELS VS. NEW YORK YANKEES Oct. 1-5, 2002 Best of Five



GAME 1 - Tuesday, October 1 at Bronx (N)

ANAHEIM	0	0	1	0	2	1	0	1	0	—	5	12	0
NEW YORK	1	0	0	2	1	0	0	4	X	—	8	8	1

E: Posada. DP: Anaheim 4; New York 2. LOB: Anaheim 8; New York 0. HR: Jeter (off Washburn), Giambi (off Washburn), White (off Washburn), Glaus 2 (off Clemens, off Mendoza), Williams (off Donnelly). SB: Erstad, Eckstein; Soriano. S: Erstad. GDP: Anderson, Fullmer; Williams, Soriano, Posada, Giambi. WP - Karsay, LP - Weber, S - Rivera.

T—3:27 A—56,710

GAME 2 - Wednesday, October 2 at Bronx (N)

ANAHEIM	1	2	1	0	0	0	0	3	1	—	8	17	1
NEW YORK	0	0	1	2	0	2	0	0	1	—	6	12	1

E: Gil; Jeter. DP: New York 1. LOB: Anaheim 8; New York 11. HR: Salmon (off Pettitte), Spiezio (off Pettitte), Jeter (off Appier), Soriano (off Rodriguez), Anderson (off Hernandez), Glaus (off Hernandez). SB: Figgins. SF: Kennedy. HB: by Appier (Mondesi), by Percival (Soriano). WP - Rodriguez,

LP - Hernandez, S - Percival.

T—4:11 A—56,695

GAME 3 - Friday, October 4 at Anaheim (N)

NEW YORK	3	0	3	0	0	0	0	0	0	—	6	6	0
ANAHEIM	0	1	2	1	0	1	1	3	X	—	9	12	0

LOB: New York 6; Anaheim 8. HR: Kennedy (off Mussina), Salmon (off Karsay). SB: Kennedy. S: BMolina, Eckstein. SF: Posada, Ventura; Kennedy. HB: by Mussina (Glaus), by Weaver (Eckstein); by Ortiz (Mondesi). WP: Ortiz. WP - Rodriguez, LP - Stanton, S - Percival.

T—3:52 A—45,072

GAME 4 - Saturday, October 5 at Anaheim (D)

NEW YORK	0	1	0	0	1	1	1	0	1	—	5	12	2
ANAHEIM	0	0	1	0	8	0	0	0	X	—	9	15	1

E: Soriano, Wells; Glaus. DP: New York 2; Anaheim 2. LOB: New York 11; Anaheim 6. HR: Wooten (off Wells), Posada (off Donnelly). S: BMolina. SF: Jeter. GDP: Williams, Ventura; Erstad 2. HB: by Washburn (Giambi). WP: Rodriguez. WP - Washburn, LP - Wells.

T—3:37 A—45,067

ANGELS 2002 DIVISION SERIES STATISTICS

PLAYER	AVG	G	AB	R	H	TB	2B	3B	HR	RBI	SH	SF	HP	BB	IBB	SO	SB	CS	GI	
																			DP	E
Anderson,G	.389	4	18	5	7	12	2	0	1	4	0	0	0	1	0	3	0	0	1	0
Eckstein,D	.278	4	18	2	5	5	0	0	0	1	1	0	1	0	0	0	1	0	0	0
Erstad,D	.421	4	19	4	8	10	2	0	0	2	1	0	0	0	0	1	1	0	2	0
Figgins,D	.000	1	0	1	0	0	0	0	0	0	0	0	0	0	0	0	1	0	0	0
Fullmer,B	.286	3	7	1	2	3	1	0	0	0	0	0	0	1	1	1	0	0	1	0
Gil,B	.800	2	5	1	4	4	0	0	0	1	0	0	0	0	0	0	0	0	0	1
Glaus,T	.313	4	16	4	5	14	0	0	3	3	0	0	1	1	1	3	0	0	0	1
Kennedy,A	.500	4	8	4	4	8	1	0	1	3	0	2	0	1	0	2	1	0	0	0
Molina,B	.267	4	15	0	4	6	2	0	0	2	2	0	0	0	0	1	0	0	1	0
Molina,J	.000	0	0	0	0	0	0	0	0	0	0	0	0	0	0	0	0	0	0	0
Ochoa,A	.000	3	0	0	0	0	0	0	0	0	0	0	0	0	0	0	0	0	0	0
Palmeiro,O	.000	0	0	0	0	0	0	0	0	0	0	0	0	0	0	0	0	0	0	0
Salmon,T	.263	4	19	3	5	12	1	0	2	7	0	0	0	1	0	5	0	0	0	0
Spiezio,S	.400	4	15	2	6	10	1	0	1	6	0	0	2	0	1	0	0	0	0	0
Wooten,W	.667	3	9	4	6	9	0	0	1	2	0	0	0	0	0	1	0	0	0	0
TOTALS	.376	4	149	31	56	93	10	0	9	31	4	2	2	7	2	18	4	0	5	2

PITCHER	W	L	ERA	G	GS	CG	GF	SHO	SV	IP	H	R	ER	HR	HB	BB	IBB	SO	WP	BK	OPP
																					AVG
Appier,K	0	0	5.40	1	1	0	0	0	0	5.0	5	3	3	1	1	3	0	3	0	0	.250
Donnelly,B	0	0	13.50	3	0	0	1	0	0	2.0	3	3	2	0	1	0	2	0	0	0	.333
Lackey,J	0	0	0.00	1	0	0	0	0	0	3.0	3	0	0	0	0	1	0	3	0	0	.250
Ortiz,R	0	0	20.25	1	1	0	0	0	0	2.2	3	6	6	0	1	4	0	1	1	0	.333
Percival,T	0	0	5.40	3	0	0	3	0	2	3.1	6	2	2	0	1	0	0	4	0	0	.375
Rodriguez,F	2	0	3.18	3	0	0	0	0	0	5.2	2	2	2	1	0	2	0	8	1	0	.105
Schoeneweis,S	0	0	27.00	3	0	0	0	0	0	0.1	2	1	1	0	0	0	0	0	0	0	.667
Shields,R	0	0	---	0	0	0	0	0	0	0.0	0	0	0	0	0	0	0	0	0	0	.000
Washburn,J	1	0	3.75	2	2	0	0	0	0	12.0	12	6	5	3	1	3	0	4	0	0	.286
Weber,B	0	1	18.00	2	0	0	0	0	0	1.0	2	2	2	0	0	2	0	0	0	0	.400
TOTALS	3	1	6.17	4	4	0	4	0	2	35.0	38	25	24	7	4	16	0	25	2	0	.281



ANGELS IN THE POST-SEASON (2002)



2002 WORLD SERIES RECAP SAN FRANCISCO GIANTS VS. ANAHEIM ANGELS



Oct. 19-27, 2002
Best of Seven

GAME 1 - Saturday, October 19 at Anaheim (N)

SAN FRANCISCO	0	2	0	0	0	2	0	0	0	—	4	6	0
ANAHEIM	0	1	0	0	0	2	0	0	0	—	3	9	0

LOB: San Francisco 5; Anaheim 8. HR: Bonds (off Washburn), Sanders (off Washburn), Snow (off Washburn); Glaus 2 (off Schmidt). SB: Fullmer. SH: Lofton. WP - Schmidt, LP - Washburn, S - Nen.
T—3:44 A—44,603

GAME 2 - Sunday, October 20 at Anaheim (N)

SAN FRANCISCO	0	4	1	0	4	0	0	0	1	—	10	12	1
ANAHEIM	5	2	0	0	1	1	0	2	X	—	11	16	1

E: Lofton; Anderson. DP: San Francisco 1; Anaheim 1. LOB: San Francisco 4; Anaheim 5. HR: Kent (off Appier), Sanders (off Appier), Bell (off Appier), Salmon 2 (off Ortiz, FeRodriguez), Bonds (off FrRodriguez). SB: Sanders; Fullmer, Spiezio. SF: Spiezio. GDP: BMolina. PB: Santiago. WP - FrRodriguez, LP - FeRodriguez, S - Percival.
T—3:57 A—44,584

GAME 3 - Tuesday, October 22 at San Francisco (N)

ANAHEIM	0	0	4	4	0	1	0	1	0	—	10	16	0
SAN FRANCISCO	1	0	0	0	3	0	0	0	0	—	4	6	2

E: Bell, Santiago. DP: Anaheim 1; San Francisco 1. LOB: Anaheim 15; San Francisco 7. HR: Aurilia (off RaOrtiz), Bonds (off RaOrtiz). SB: Erstad, Salmon; Lofton. S: Hernandez. GDP: Spiezio; Bell. HB: by Fultz (Kennedy). WP - RaOrtiz, LP - Hernandez.
T—3:37 A—42,707

GAME 4 - Wednesday, October 23 at San Francisco (N)

ANAHEIM	0	1	2	0	0	0	0	0	0	—	3	10	1
SAN FRANCISCO	0	0	0	0	3	0	0	1	X	—	4	12	1

E: Salmon; Bell. DP: Anaheim 3; San Francisco 3. LOB: Anaheim 5; San Francisco 8. HR: Glaus (off Rueter). SB: Goodwin. CS: Bell. SF: Eckstein; Kent. PB: BMolina. WP - Worrell, LP - FrRodriguez, S - Nen.
T—3:02 A—42,703

GAME 5 - Thursday, October 24 at San Francisco (N)

ANAHEIM	0	0	0	0	3	1	0	0	0	—	4	10	2
SAN FRANCISCO	3	3	0	0	0	2	4	4	X	—	16	16	0

E: Erstad, Glaus. LOB: Anaheim 9; San Francisco 8. HR: Kent 2 (off Weber, off Shields), Aurilia (off Shields). SB: Eckstein. S: Schmidt, Shinjo. SF: Erstad; Santiago, Sanders. HB: by Weber (Bell). WP: Schmidt. WP - Zerbe, LP - Washburn.
T—3:53 A—42,713

GAME 6 - Saturday, October 26 at Anaheim (N)

SAN FRANCISCO	0	0	0	0	3	1	1	0	0	—	5	8	1
ANAHEIM	0	0	0	0	0	0	3	3	X	—	6	10	1

E: Bonds; BMolina. DP: San Francisco 1; Anaheim 1. LOB: San Francisco 6; Anaheim 6. HR: Dunston (off Appier), Bonds (off FrRodriguez), Spiezio (off FeRodriguez), Erstad (off Worrell). SB: Lofton 2. S: JMolina. GDP: Santiago; Anderson. WP: FrRodriguez. WP - Donnelly, LP - Worrell, S - Percival.
T—3:48 A—44,506

GAME 7 - Sunday, October 27 at Anaheim (N)

SAN FRANCISCO	0	1	0	0	0	0	0	0	0	—	1	6	0
ANAHEIM	0	1	3	0	0	0	0	0	X	—	4	5	0

DP: San Francisco 1. LOB: San Francisco 9; Anaheim 6. S: Erstad. SF: Sanders. HB: by Hernandez (Salmon). WP - Lackey, LP - Hernandez, S - Percival.
T—3:16 A—44,598

LONGEST HIT STREAK VS. ANY TEAM - SINCE 1969

Player	Opp.	Dates	Games
Vladimir Guerrero	vs Tex	APR-09-2004 - AUG-05-2006	44
Ken Griffey Jr.	vs Cle	MAY-24-1992 - AUG-06-1996	35
George Bell	vs Cle	JUN-01-1985 - AUG-08-1987	34
Paul Molitor	vs CWS	MAY-01-1993 - SEP-20-1996	32
Dave Parker	vs Cin	JUL-09-1976 - MAY-13-1979	32

Courtesy of Stats Inc.



ANGELS IN THE POST-SEASON (2002)

ANGELS 2002 WORLD SERIES STATISTICS

PLAYER	AVG	G	AB	R	H	TB	2B	3B	HR	RBI	SH	SF	HP	BB	IBB	SO	SB	CS	GI	
																			DP	E
Anderson,G	.281	7	32	3	9	10	1	0	0	6	0	0	0	0	0	3	0	0	1	1
Eckstein,D	.310	7	29	6	9	9	0	0	0	3	0	1	0	3	0	2	1	0	0	0
Erstad,D	.300	7	30	6	9	15	3	0	1	3	1	1	0	1	0	4	1	0	0	1
Figgins,D	.000	2	0	1	0	0	0	0	0	0	0	0	0	0	0	0	0	0	0	0
RIGHT	.000	0	0	0	0	0	0	0	0	0	0	0	0	0	0	0	0	0	0	0
LEFT	.000	0	0	0	0	0	0	0	0	0	0	0	0	0	0	0	0	0	0	0
Fullmer,B	.267	5	15	3	4	4	0	0	0	1	0	0	0	2	0	2	2	0	1	0
Gil,B	.800	3	5	1	4	5	1	0	0	0	0	0	0	0	0	1	0	0	0	0
Glaus,T	.385	7	26	7	10	22	3	0	3	8	0	0	0	4	1	6	0	0	1	1
Kennedy,A	.280	7	25	1	7	9	2	0	0	2	0	0	1	0	0	7	0	0	0	0
Molina,B	.286	7	21	2	6	8	2	0	0	2	0	0	0	3	2	1	0	0	2	1
Molina,J	.000	3	0	0	0	0	0	0	0	0	1	0	0	0	0	0	0	0	0	0
Ochoa,A	.000	5	1	0	0	0	0	0	0	0	0	0	0	0	0	0	0	0	0	0
Palmeiro,D	.250	4	4	1	1	2	1	0	0	0	0	0	0	0	0	2	0	0	0	0
Salmon,T	.346	7	26	7	9	16	1	0	2	5	0	0	1	4	1	7	1	0	0	1
Spiezio,S	.261	7	23	3	6	12	1	1	1	8	0	1	0	6	1	1	1	0	1	0
RIGHT	.125	8	1	1	0	0	0	0	1	0	1	0	0	0	0	0	0	0	1	0
LEFT	.333	15	5	11	1	1	1	1	7	0	0	0	6	1	1	1	0	0	0	0
Wooten,W	.500	3	2	0	1	1	0	0	0	0	0	0	0	0	0	0	0	0	0	0
Lackey,J	.500	3	2	0	1	1	0	0	0	0	0	0	0	0	0	0	0	0	0	0
Ortiz,R	.000	1	3	0	0	0	0	0	0	0	0	0	0	0	0	2	0	0	0	0
Washburn,J	.000	2	1	0	0	0	0	0	0	0	0	0	0	0	0	0	0	0	0	0
PITCHERS	.167	7	6	0	1	1	0	0	0	0	0	0	0	0	2	0	0	0	0	0
TOTALS	.310	7	245	41	76	114	15	1	7	38	2	3	2	23	5	38	6	0	6	5

PITCHER	W	L	ERA	G	GS	CG	GF	SHO	SV	IP	H	R	ER	HR	HB	BB	IBB	SO	WP	BK	OPP
																					AVG
Appier,K	0	0	11.37	2	2	0	0	0	0	6.1	9	8	8	4	0	5	1	4	0	0	.333
Donnelly,B	1	0	0.00	5	0	0	0	0	0	7.2	1	0	0	0	0	4	0	6	0	0	.042
Lackey,J	1	0	4.38	3	2	0	0	0	0	12.1	15	6	6	0	0	5	4	7	0	0	.319
Ortiz,R	1	0	7.20	1	1	0	0	0	0	5.0	5	4	4	2	0	4	1	3	0	0	.263
Percival,T	0	0	3.00	3	0	0	3	0	3	3.0	2	1	1	1	0	1	0	3	0	0	.182
Rodriguez,F	1	1	2.08	4	0	0	1	0	0	8.2	6	3	2	1	0	1	0	13	1	0	.194
Schoeneweis,S	0	0	0.00	2	0	0	1	0	0	2.0	1	0	0	0	0	1	0	2	0	0	.167
Shields,R	0	0	5.40	1	0	0	1	0	0	1.2	5	5	1	2	0	0	0	1	0	0	.455
Washburn,J	0	2	9.31	2	2	0	0	0	0	9.2	12	10	10	3	0	7	2	6	0	0	.324
Weber,B	0	0	13.50	4	0	0	1	0	0	4.2	10	7	7	1	1	2	1	5	0	0	.455
TOTALS	4	3	5.75	7	7	0	7	0	3	61.0	66	44	39	14	1	30	9	50	1	0	.281



ANGELS IN THE POST-SEASON (2002)

2002 CUMULATIVE POST-SEASON STATISTICS

PLAYER	GI																PINCH HIT										
	AVG	G	AB	R	H	TB	2B	3B	HR	RBI	SH	SF	HP	BB	IBB	SO	SB	CS	DP	E	SLG	OBP	AB	H	HR	RBI	
Anderson,G	.300	16	70	11	21	31	4	0	2	13	0	0	0	2	0	6	0	1	2	1	.443	.319	0	0	0	0	0
Eckstein,D	.294	16	68	9	20	20	0	0	0	6	1	1	2	3	0	4	2	0	0	1	.294	.338	0	0	0	0	0
Erstad,D	.352	16	71	14	25	36	5	0	2	7	2	1	0	1	0	8	3	0	2	1	.507	.356	0	0	0	0	0
Figgins,D	1.000	6	1	4	1	1	0	0	0	0	0	0	0	0	0	0	1	0	0	0	1.000	1.000	0	0	0	0	0
RIGHT	.000	0	0	0	0	0	0	0	0	0	0	0	0	0	0	0	0	0	0	0	.000	.000	0	0	0	0	0
LEFT	1.000	1	1	1	1	1	0	0	0	0	0	0	0	0	0	0	0	0	0	0	1.000	1.000	0	0	0	0	0
Fullmer,B	.294	12	34	6	10	16	3	0	1	5	0	0	0	3	1	5	2	0	3	0	.471	.351	1	0	0	0	0
Gil,B	.667	6	12	2	8	9	1	0	0	1	1	0	0	0	0	2	0	0	0	2	.750	.667	2	2	0	0	0
Glaus,T	.344	16	61	15	21	47	3	1	7	13	0	0	1	7	2	14	0	0	1	2	.770	.420	0	0	0	0	0
Kennedy,A	.340	15	47	10	16	31	3	0	4	10	1	2	1	1	0	11	2	0	0	0	.660	.353	3	1	0	0	0
Molina,B	.260	16	50	2	13	19	4	1	0	6	2	0	1	4	2	4	0	0	3	1	.380	.327	0	0	0	0	0
Molina,J	.000	6	1	0	0	0	0	0	0	0	0	0	0	0	0	0	0	0	0	0	.000	.000	0	0	0	0	0
Ochoa,A	.000	12	5	2	0	0	0	0	0	0	0	0	0	0	0	3	0	0	0	0	.000	.000	1	0	0	0	0
Palmeiro,O	.167	6	6	1	1	2	1	0	0	0	0	0	0	0	0	3	0	0	0	0	.333	.167	5	1	0	0	0
Salmon,T	.288	16	59	10	17	31	2	0	4	12	0	0	1	8	1	13	1	0	1	1	.525	.382	0	0	0	0	0
Spiezio,S	.327	16	55	10	18	33	4	1	3	19	0	1	0	10	2	3	2	0	1	0	.600	.424	0	0	0	0	0
RIGHT	.350	20	7	10	0	0	1	7	0	1	0	1	0	1	0	1	0	0	0	0	.500	.364	0	0	0	0	0
LEFT	.314	35	11	23	4	1	2	12	0	0	0	0	9	2	2	0	0	0	0	0	.657	.455	0	0	0	0	0
Wooten,W	.474	9	19	5	9	12	0	1	3	0	0	0	0	0	0	4	0	0	0	0	.632	.474	4	0	0	0	0
Lackey,J	.500	5	2	0	1	1	0	0	0	0	0	0	0	0	0	0	0	0	0	0	.500	.500	0	0	0	0	0
Ortiz,R	.000	3	3	0	0	0	0	0	0	0	0	0	0	0	0	2	0	0	0	0	.000	.000	0	0	0	0	0
Washburn,J	.000	5	1	0	0	0	0	0	0	0	0	0	0	0	0	0	0	0	0	0	.000	.000	0	0	0	0	0
ANGELS	.320	16	565	101	181	289	30	3	24	95	8	5	6	39	8	82	13	1	13	9	.512	.367	16	4	0	0	0
OPPONENTS	.266	16	530	81	141	226	20	1	21	77	6	9	6	53	9	113	7	2	14	13	.426	.334	18	0	0	0	1
DH	.360	7	50	12	18	27	3	0	2	8	0	0	0	3	1	9	3	0	2	0	.540	.396	3	0	0	0	0

PITCHER	OPP																AVG				
	W	L	ERA	G	GS	CG	GF	SHO	SV	IP	H	R	ER	HR	HB	BB		IBB	SO	WP	BK
Appier,K	0	1	6.23	5	5	0	0	0	0	21.2	24	15	15	5	1	12	1	10	2	0	.289
Donnelly,B	1	0	4.15	11	0	0	1	0	0	13.0	7	6	6	2	1	5	0	13	1	0	.152
Lackey,J	2	0	2.42	5	3	0	0	0	0	22.1	21	6	6	0	0	6	4	17	0	0	.256
Ortiz,R	2	0	9.00	3	3	0	0	0	0	13.0	18	13	13	2	1	9	1	7	1	0	.353
Percival,T	0	0	2.79	9	0	0	9	0	7	9.2	8	3	3	1	1	1	0	10	0	0	.216
Rodriguez,F	5	1	1.93	11	0	0	1	0	0	18.2	10	5	4	2	0	5	0	28	3	0	.156
Schoeneweis,S	0	0	3.00	6	0	0	1	0	0	3.0	3	1	1	0	0	1	0	2	0	0	.273
Shields,R	0	0	5.40	1	0	0	1	0	0	1.2	5	5	1	2	0	0	0	1	0	0	.455
Washburn,J	1	2	5.02	5	5	0	0	0	0	28.2	30	17	16	6	1	10	2	17	0	0	.278
Weber,B	0	1	10.80	9	0	0	3	0	0	8.1	15	10	10	1	1	4	1	8	0	0	.405
ANGELS	11	5	4.82	16	16	0	16	0	7	140.0	141	81	75	21	6	53	9	113	7	0	.266
OPPONENTS	5	11	6.35	16	16	0	16	0	4	136.0	181	101	96	24	6	39	8	82	4	0	.320



ANGELS IN THE POST-SEASON (2004)

2004 SEASON:

The Angels clinched the AL West title with a 5-4 victory, Oct. 2 at Oakland, despite numerous injuries to key players throughout the season (14 players went on DL)...Marked organization's first division crown in 18 seasons (1986)...Represented club's fourth division crown (1979, 1982 & 1986) and fifth trip to post-season (2002 Wild Card entrant)...The clincher came 22 years to the day that Angels won West in 1982 (6-5 vs. Texas)...Angels' 92 wins on season marked third most (tied w/1986) in club history...Each season Angels have won 92 games-or-more they have made post-season (1982-93, 1986-92 & 2002-99)...Angels were six games back on June 21 (49-45), marking largest deficit overcome to win division title in club history...The final weekend series against Athletics marked first time since 1980 two teams entered such weekend tied for division title and playing each other to close regular season (Philadelphia at Montreal; 2-1 Phillies)...Angels finished with a home attendance club record of 3,375,677, the second highest mark in the AL and third highest in the major leagues...Club finished in a virtual tie for first place in the American League in batting average (.2824) with Boston (.2819), after posting a .268 mark in 2003...The mark tied the club record (.282) also set in 2002 and 1979...The Angels ranked first in the AL for fewest strikeouts (942) for the third straight season (838 in 2003 & 805 in 2002)...The club led the league with 143 stolen bases, marking the second time in club history (220 in 1975)...Vladimir Guerrero set or tied Angels' season records in average by a right-handed hitter (.337), runs scored (124, led league), hits by right-hander (206) and total bases (366-tied club record and led league)...He would become the second player in club history bestowed with AL MVP honors (Baylor, 1979)...The Angels finished with a 4.28 ERA, ranking fourth in AL (4.28 in 2003, 6th)...Bartolo Colon posted 18 wins, the most by a first-year Angel since Bill Singer with 20 in 1973...The bullpen finished 25-16 with a 3.47 ERA (590.1 IP - 189 ER) with 50 saves (3rd in AL) in 67 chances (75%)...The bullpen ERA led the AL for the third straight season...The Angels ranked first in the AL in strikeouts with a club record 1,164, led by Kelvim Escobar (191)...Angels ranked tied for second in league with club record .985 fielding percentage...The Angels committed 90 errors in 162 games, and tied club record for errorless games with 93...Darin Erstad earned Gold Glove honors at first base.

POST-SEASON:

2004 DIVISION SERIES

After a post-season absence in 2003, the Angels returned to the playoffs in 2004 to face the Boston Red Sox, who claimed the AL Wild Card, in the American League Division Series...2004 was the Angels' second Division Series appearance (2002 vs. New York) and second post-season matchup against Boston (lost in '86 ALCS, 4-3)...On Angels' Division Series roster, 10 of 25 players had yet to appear in post-season in their careers, including Alfredo Amézaga, Jeff DaVanon, Kelvim Escobar, Kevin Gregg, Vladimir Guerrero, Casey Kotchman, Dallas McPherson, Josh Paul, Curtis Pride and Adam Riggs...In Game 1 at Angel Stadium, the Angels fell to Boston, 9-3, after a seven-run fourth inning put the Sox up 8-0...Five of the runs in the inning were unearned, after the Angels led the Major Leagues by allowing just 36 unearned runs during the season...Troy Glaus and Darin Erstad homered off Curt Schilling to account for two of the three Angel runs...In Game 2, the Angels took a 3-1 lead against Pedro Martínez, courtesy of a two-run Vladimir Guerrero single in the fifth, into the sixth inning before the Red Sox posted seven unanswered runs over the final four frames...The torrid Red Sox offense put Boston up 6-1 after six innings in Game 3 at Fenway Park...A dramatic grand slam from Guerrero in the seventh frame tied the game at 6-6 but a 10th inning, walk-off home run off the bat of David Ortiz sealed the Angels' fate as Boston was on their way to the ALCS and eventual World Series title...The Angels were swept for the first time in post-season play...The game would mark the Angel farewells to Troy Percival, David Eckstein, Troy Glaus and Ramon Ortiz.



GUERRERO'S GRAND SLAM IN GAME 3

ANGELS IN THE POST-SEASON (2004)



2004 ALDS RECAP BOSTON RED SOX VS. ANAHEIM ANGELS Oct. 5-8, 2004 Best of Five



GAME 1 - Tuesday, October 5 at Anaheim (D)

BOSTON	1	0	0	7	0	0	0	1	0	—	9	11	1
ANAHEIM	0	0	0	1	0	0	2	0	0	—	3	9	1

E: Figgins, Schilling. LOB: Boston 9; Anaheim 9. HR: Millar (off Washburn), Ramirez (off Shields), Glaus (off Schilling), Erstad (off Schilling) SB: Damon, Figgins. WP: Gregg, WP- Schilling, LP - Washburn
T: 3:04. A: 44,608.

GAME 2 - Wednesday, October 6 at Anaheim (N)

BOSTON	0	1	0	0	0	2	1	0	4	—	8	12	0
ANAHEIM	0	1	0	0	2	0	0	0	0	—	3	7	0

DP: Boston 2; Anaheim 1. GDP: Nixon. LOB: Boston 10; Anaheim 5. HR: Varitek (off Colon), SB: Damon. CS: DaVanon. PO: Bellhorn. SF: Ramirez. HB: by Martinez (Erstad); by Rodriguez (Varitek). WP: Rodriguez 2, Donnelly.
WP - Martinez, LP - Rodriguez. T: 3:48. A: 45,118.

GAME 3 - Friday, October 8 at Boston (D)

ANAHEIM	0	0	0	1	0	0	5	0	0	0	—	6	8	2
BOSTON	0	0	2	3	1	0	0	0	2	—	8	12	0	

E: Figgins, Eckstein. DP: Anaheim 1. GDP: Varitek. LOB: Anaheim 10; Boston 12. HR: Glaus (off Arroyo), Guerrero (off Timlin), Ortiz (off Washburn). SB: Kennedy. S: Damon. SF: Ramirez. SH: Amezaga. HB: by Arroyo (Figgins).
WP - Lowe, LP - Rodriguez. T: 4:11. A: 35,547.

ANGELS 2004 DIVISION SERIES STATISTICS

PLAYER	AVG	G	AB	R	H	TB	2B	3B	HR	RBI	SH	SF	HP	BB	IBB	SO	SB	CS	GI	
																			DP	E
Amezaga, A	.000	2	2	0	0	0	0	0	0	0	1	0	0	0	0	2	0	0	0	0
Anderson, G	.154	3	13	1	2	2	0	0	0	0	0	0	0	0	0	3	0	0	0	0
DaVanon, J	.200	3	10	1	2	2	0	0	0	0	0	0	0	2	0	1	0	1	0	0
Eckstein, D	.333	3	12	2	4	4	0	0	0	0	0	0	0	0	0	1	0	0	0	1
Erstad, D	.500	3	10	2	5	9	1	0	1	2	0	0	1	3	0	1	0	0	0	0
Figgins, C	.143	3	14	0	2	2	0	0	0	0	0	0	1	0	0	5	1	0	0	2
Glaus, T	.364	3	11	3	4	12	2	0	2	3	0	0	0	2	0	4	0	0	0	0
Guerrero, V	.167	3	12	1	2	5	0	0	1	6	0	0	0	2	1	4	0	0	0	0
Kotchman, C	.000	2	1	0	0	0	0	0	0	0	0	0	0	0	0	0	0	0	0	0
McPherson, D	.111	3	9	0	1	1	0	0	0	1	0	0	0	0	0	4	0	0	0	0
Molina, B	.167	3	6	0	1	1	0	0	0	0	0	0	0	0	0	2	0	0	0	0
Molina, J	.333	2	3	2	1	1	0	0	0	0	0	0	0	2	0	0	0	0	0	0
Pride, C	.000	2	2	0	0	0	0	0	0	0	0	0	0	0	0	1	0	0	0	0
Riggs, A	.000	2	1	0	0	0	0	0	0	0	0	0	0	0	0	0	0	0	0	0
TOTALS	.226	3	106	12	24	39	3	0	4	12	1	0	2	11	1	28	1	1	0	3

PITCHER	W	L	ERA	G	GS	CG	GF	SHO	SV	IP	H	R	ER	HR	HB	BB	IBB	SO	WP	BK	OPP
																					AVG
Colon, B	0	0	4.50	1	1	0	0	0	0	6.0	7	3	3	1	0	3	0	3	0	0	.304
Donnelly, B	0	0	10.80	2	0	0	1	0	0	3.1	3	4	4	0	0	2	5	1	0	0	.231
Escobar, K	0	0	8.10	1	1	0	0	0	0	3.1	5	5	3	0	0	5	1	4	0	0	.333
Gregg, K	0	0	0.00	1	0	0	0	0	0	2.0	3	0	0	0	0	1	0	0	1	0	.333
Ortiz, R	0	0	4.50	1	0	0	1	0	0	2.0	2	1	1	0	0	1	1	0	0	0	.250
Rodriguez, F	0	2	3.86	1	0	0	0	0	0	4.2	4	2	2	0	1	3	1	5	2	0	.235
Shields, R	0	0	6.00	2	0	0	0	0	0	3.0	5	2	2	1	0	2	1	3	0	0	.257
Washburn, J	0	1	10.80	2	1	0	1	0	0	3.1	6	8	4	2	0	3	0	3	0	0	.353
TOTALS	0	3	5.86	3	3	0	3	0	0	27.2	35	25	18	4	1	20	6	23	4	0	.302



ANGELS IN THE POST-SEASON (2005)

2005 SEASON:

The Angels clinched its second straight AL West title with a 4-3 victory Sept. 27 at Oakland, marking the club's fifth Western Division crown and sixth overall trip to the post-season (2002 Wild Card entrant)...Angels finished with a 95-67 record, seven games ahead of Oakland in the AL West...The 95 wins marked second most in club history (99 in 2002) as the 7.0 division lead was the biggest game differential in a division title season...The club was in first place 171 of 183 days...Halos went 22-9 to finish regular season (14-2 over final 16 games)...44 of 95 wins were in comeback fashion, including 16 when trailing after 6 innings (most in ML)...Halos led Majors batting .296 with RISP and .279 with RISP and 2 outs...The club also led the Majors with 161 stolen bases...Garret Anderson set or extended the Angels' all-time records in hits (1,929), total bases (3,062), extra-base hits (565), doubles (403) and RBI (1,043)...Chone Figgins set the club record for base hits by a switch-hitter (186) and led the Majors with 62 stolen bases...Despite missed time with a shoulder separation, Vlad Guerrero finished 3rd in AL in average (.317), tied for 10th in home runs (32) and tied for 9th in RBI (108)...Figgins and Bartolo Colon shared team MVP honors.



The Angels finished with a 3.68 ERA, ranking third in AL, and ranked first in strikeouts with 1,126...Francisco Rodriguez led the bullpen with 45 saves (11st in AL) in 50 chances and converted his last 18 opportunities...Scot Shields set a club record with 78 appearances...Seven Angel pitchers finished with a record above .500, led by Colon's 21-8 mark, the most wins in the AL which paved the way to his first Cy Young Award...Three Angels ranked in the top 10 in ERA in the AL, including Jarrod Washburn (4th, 3.20), Lackey (6th, 3.44) and Colon (8th, 3.48)...The Angels ranked tied for first in league with club record tying .986 fielding percentage...Orlando Cabrera tied the club mark for fielding percentage by shortstop (.988, also David Eckstein in 2004), which also tied for the ML lead in 2005...Angels finished with a home attendance club record of 3,404,686, the second highest mark in the AL and third highest in the major leagues...The record surpasses the 2004 mark of 3,375,667.

POST-SEASON:

2005 DIVISION SERIES RECAP

The first round of the Division Series matched the Angels against the New York Yankees, a team they defeated in the first round of the 2002 playoffs...The Halos' win on the last day of the regular season was crucial as it gave the club home field advantage over New York for the Division Series.

Game 1 matched Mike Mussina vs. Bartolo Colon at Angel Stadium...A first inning, bases-clearing double by Robinson Cano proved to be too much for the Angels to overcome as it lifted the Yankees to a 4-2 win and a 1-0 series lead...It marked the fifth consecutive post-season series the Angels dropped Game 1.

In Game 2, the Angels defeated the Yankees 5-3 rallying from 2-0 deficit...Bengie Molina's solo HR in the 8th inning marked his second post-season HR in as many games...His 2-out RBI single in 6th inning tied the score at 2-2 and Orlando Cabrera's two-run single in the 8th frame proved to be the game-winner.

As the series shifted to the Bronx for Game 3, a three-run home run by Garret Anderson off Randy Johnson in the first inning sparked the Halos' offense to 11 runs on 19 hits...The 19 hits established a new playoff high for the Angels...Anderson finished with four hits and five RBI and Bengie Molina homered for the third straight game.

The Halos would have to wait out a day of rain before Game 4...John Lackey, pitching on three days rest for Jarrod Washburn (scratched due to throat infection), limited the Yankees to one run on two hits in 5.2 innings of work...New York rallied from a 2-0 deficit, scoring one run in the sixth inning and two runs in the seventh frame for a 4-3 win...Both clubs totaled just four hits in the game, with Chone Figgins and Orlando Cabrera each collecting RBI doubles in the sixth inning for the Angels...The series was tied at 2-2 with Game 5 being played the next night, over 3,000 miles across the country in Anaheim.

The deciding game of the series was a rematch of Game 1 starters in Mussina and Colon...Colon would leave after just 1+ IP due to a strained right shoulder...The season came down to 22 year-old Ervin Santana, who was summoned from the bullpen...After an early 2-0 lead taken by the Yankees in the top of the second inning, the Halos put up three runs in the bottom half of the frame with Adam Kennedy's two-run triple serving as the key blow...Santana would settle in and work 5.1 innings, allowing just three runs...A solo HR by Derek Jeter in the 7th inning brought the score to 5-3 but Francisco Rodriguez closed the door with the tying runs on base in the 9th...For the second time in four seasons the Angels bounced the Yankees from the first round of the playoffs.



Santana became the sixth rookie winning pitcher in a winner-take-all postseason game and third to do it in last 20 years, along with John Lackey (2002 World Series vs. Giants) and Jaret Wright (1997 ALDS vs. Yankees).

CLUB HISTORY

ANGELS IN THE POST-SEASON (2005)

2005 LEAGUE CHAMPIONSHIP SERIES RECAP

The Angels matched up with the Chicago White Sox in the ALCS with hopes of advancing to the World Series for the second time in four seasons...A well-rested Chicago team awaited the Angels, who were playing three games in three cities (New York, Anaheim & Chicago) in consecutive days - the first time it occurred in Major League post-season history...The Angels would also be without Bartolo Colon for the remainder of the post-season.

In Game 1, Paul Byrd gave the club 6+ innings, allowing just two earned runs in lifting the club to a 3-2 win...Garret Anderson opened the scoring with a solo home run in the second inning and the Angels received RBI's from Vladimir Guerrero and Orlando Cabrera in the third frame...Neither team would score a run after the fourth inning as Scot Shields and Francisco Rodriguez combined on three scoreless frames to close out the victory.

Game 2 was shrouded with controversy as an apparent third strike call by umpire Doug Eddings to end the 9th inning resulted in AJ Pierzynski reaching first base amidst mass confusion on the field...Pinch-runner Pablo Ozuna promptly stole second base and scored the game-winning run on Joe Crede's double...Mark Buehrle went the distance for Chicago to earn the win as the Halos were held to one run on five hits...The series was tied at 1-1 and shifting to Anaheim.

In Game 3, another strong pitching performance did in the Angels as Jon Garland tossed a complete game en route to a 5-2 White Sox win...Paul Konerko's three-run home run in the first inning was all the offense needed on this night as the Angels' were limited to two runs (a 2-run HR by O. Cabrera) on four hits.

More of the same for the Halos in Game 4 as the offense posted just two runs on six hits off Freddy Garcia, the third straight White Sox starter to hurl a complete game...Konerko struck again in the first inning with another three-run shot off Ervin Santana as the Sox cruised to an 8-2 victory.

Game 5 saw the Angels take their first lead since Game 1, a 3-2 cushion entering the seventh inning...The White Sox seemed destined for the World Series as they scored four unanswered runs from the 7th frame on and Jose Contreras silenced the Angel bats, tossing the fourth straight complete game for Chicago...The Angels managed just 11 runs in the five-game series, the fewest by an ALCS team since Boston in 1990...For the second straight season, the Angels were eliminated from the playoffs by the eventual World Champion.



2005 ALCS RECAP WHITE SOX VS. ANGELS Oct. 11-16, 2005 Best of Seven



GAME 1 - Tuesday, October 11 at Chicago (N)

LAA	0	1	2	0	0	0	0	0	0	0	0	0	0	—	3	7	1
CWS	0	0	1	1	0	0	0	0	0	0	0	0	0	—	2	7	0

E: Figgins. LOB: CWS 6, LAA 4. HR: Anderson (off Contreras), Crede (off Byrd). SB: Figgins, Erstad. CS: Podsednik, Pierzynski. SH: Figgins.
HB: Rowand (Byrd).

WP - Byrd, LP - Contreras, S - Rodriguez. T: 2:47. A: 40,659.

GAME 2 - Wednesday, October 12 at Chicago (N)

LAA	0	0	0	0	1	0	0	0	0	0	0	0	0	—	1	5	3
CWS	1	0	0	0	0	0	0	0	0	0	0	1	0	—	2	7	1

E: Washburn, Guerrero, Paul, Uribe. DP: CWS 2; LAA 1. GDP: Kennedy, Guerrero. LOB: CWS 4, LAA 7. HR: Quinlan (off Buehrle). SB: Ozuna.
SH: Iguchi, Kennedy. HB: Iguchi (Washburn), B. Molina (Buehrle).

WP - Buehrle, LP - Escobar. T: 2:34. A: 41,013.

GAME 3 - Friday, October 14 at Anaheim (N)

CWS	3	0	1	0	1	0	0	0	0	0	0	0	0	—	5	11	0
LAA	0	0	0	0	0	0	2	0	0	0	0	0	0	—	2	4	0

DP: CWS 1, LAA 2. GDP: Guerrero, Rowand. LOB: CWS 6, LAA 1. HR: Konerko (off Lackey), Cabrera (off Garland). SH: Iguchi.

WP - Garland, LP - Lackey. T: 2:42. A: 44,725.

GAME 4 - Saturday, October 15 at Anaheim (N)

CWS	3	0	1	1	1	0	0	2	0	0	0	0	0	—	8	8	1
LAA	0	1	0	1	0	0	0	0	0	0	0	0	0	—	2	6	1

E: Garcia, Cabrera. DP: LAA 1. GDP: Uribe. LOB: CWS 5, LAA. HR: Konerko (off Santana), Pierzynski (off Santana). SB: Podsednik 2, Dye. CS: Crede, HB: Iguchi (Santana).

WP - Garcia, LP - Santana. T: 2:46. A: 44,857.

GAME 5 - Sunday, October 16 at Anaheim (N)

CWS	0	1	0	0	1	0	1	1	2	0	0	0	0	—	6	8	1
LAA	0	0	1	0	2	0	0	0	0	0	0	0	0	—	3	5	2

E: Kennedy, Contreras, Escobar. DP: LAA 1. LOB: CWS 9, LAA 4. HR: Crede (off Escobar). SB: Podsednik. CS: Iguchi SF: Crede, Rowand, Anderson.
SH: Figgins, Pierzynski. HB: Iguchi (Byrd). PB: Pierzynski.

WP - Contreras, LP - Escobar. T: 3:11. A: 44,712.



ANGELS IN THE POST-SEASON (2005)

ANGELS 2005 LEAGUE CHAMPIONSHIP SERIES STATISTICS

PLAYER	AVG	G	AB	R	H	TB	2B	3B	HR	RBI	SH	SF	HP	BB	IBB	SO	SB	CS	GI	
																			DP	E
Anderson,G	.176	5	17	2	3	6	0	0	1	2	0	1	0	1	0	5	0	0	0	0
Cabrera,O	.200	5	20	1	4	8	1	0	1	3	0	0	0	0	0	2	0	0	0	1
DaVanon,J	.000	3	1	0	0	0	0	0	0	0	0	0	0	0	0	0	0	0	0	0
Erstad,D	.235	5	17	1	4	5	1	0	0	0	0	0	0	1	0	2	1	0	0	0
Figgins,D	.118	5	17	1	2	3	1	0	0	1	2	0	0	1	0	3	1	0	0	1
Finley,S	.222	3	9	1	2	2	0	0	0	0	0	0	0	0	0	2	0	0	1	0
Guerrero,V	.050	5	20	0	1	1	0	0	0	1	0	0	0	0	0	1	0	0	2	1
Izturis,M	.000	1	0	0	0	0	0	0	0	0	0	0	0	0	0	0	0	0	0	0
Kennedy,A	.286	5	14	3	4	4	0	0	0	1	1	0	0	0	0	1	0	0	1	1
Kotchman,C	.286	2	7	0	2	3	1	0	0	1	0	0	0	1	0	1	0	0	0	0
Molina,B	.118	5	17	0	2	2	0	0	0	1	0	0	1	0	0	2	0	0	0	0
Molina,J	.333	1	3	0	1	1	0	0	0	0	0	0	0	0	0	0	0	0	0	0
Paul,J	.000	1	0	0	0	0	0	0	0	0	0	0	0	0	0	0	0	0	0	1
Quinlan,R	.333	1	3	1	1	4	0	0	1	1	0	0	0	0	0	2	0	0	0	0
Rivera,J	.111	3	9	1	1	2	1	0	0	0	0	0	0	0	0	1	0	0	0	0
TOTALS	.175	5	154	11	27	41	5	0	3	11	3	1	1	4	0	22	2	0	4	7

PITCHER	W	L	ERA	G	GS	CG	GF	SHO	SV	IP	H	R	ER	HR	HB	BB	IBB	SO	WP	BK	AVG
Byrd,P	1	0	3.38	2	2	0	0	0	0	10.2	10	4	4	1	2	2	0	2	0	0	.256
Donnelly,B	0	0	0.00	3	0	0	1	0	0	3.1	2	0	0	0	0	1	0	5	0	0	.182
Escobar,K	0	2	2.08	2	0	0	1	0	0	4.1	4	3	1	1	0	2	0	10	0	0	.222
Gregg,K	0	0	0.00	1	0	0	0	0	0	2.0	1	0	0	0	0	1	0	3	0	0	.143
Lackey,J	0	1	9.00	1	1	0	0	0	0	5.0	8	5	5	1	0	1	0	3	0	0	.381
Rodriguez,F	0	0	0.00	2	0	0	2	0	1	2.1	2	2	0	0	0	3	0	3	0	0	.250
Santana,E	0	1	10.38	1	1	0	0	0	0	4.1	3	6	5	2	1	3	0	2	0	0	.188
Shields,R	0	0	0.00	4	0	0	0	0	0	6.0	4	0	0	0	0	1	1	5	0	0	.200
Washburn,J	0	0	0.00	1	1	0	0	0	0	4.2	4	1	0	0	1	1	0	1	0	0	.235
Yan,E	0	0	9.00	1	0	0	1	0	0	2.0	3	2	2	0	0	1	0	2	0	0	.375
TOTALS	1	4	3.43	5	5	0	5	0	1	44.2	41	23	17	5	4	16	1	36	0	0	.248

ANGELS 2005 CUMULATIVE POST-SEASON STATISTICS

PLAYER	AVG	G	AB	R	H	TB	2B	3B	HR	RBI	SH	SF	HP	BB	IBB	SO	SB	CS	GI	
																			DP	E
Anderson,G	.222	10	36	4	8	19	0	1	3	9	0	2	0	1	0	5	0	0	0	0
Cabrera,O	.220	10	41	4	9	15	3	0	1	6	0	0	0	0	0	3	0	0	0	2
DaVanon,J	.000	4	1	1	0	0	0	0	0	0	0	0	0	0	0	0	0	0	0	0
Erstad,D	.270	10	37	2	10	13	3	0	0	3	0	0	0	1	0	8	1	0	1	0
Figgins,D	.132	10	38	3	5	9	2	1	0	3	2	0	0	2	0	11	1	1	1	1
Finley,S	.150	8	20	3	3	4	1	0	0	1	4	0	0	1	0	6	0	0	1	0
Guerrero,V	.184	10	38	5	7	7	0	0	0	1	0	0	1	2	1	3	1	1	2	1
Izturis,M	.000	1	0	0	0	0	0	0	0	0	0	0	0	0	0	0	0	0	0	0
Kennedy,A	.258	10	31	3	8	10	0	1	0	3	2	0	0	0	0	4	0	2	1	1
Kotchman,C	.222	4	9	0	2	3	1	0	0	1	0	0	0	1	0	1	0	0	0	0
Molina,B	.286	10	35	5	10	19	0	0	3	6	0	0	2	0	0	2	0	0	0	0
Molina,J	.500	2	4	1	2	2	0	0	0	1	0	0	0	0	0	0	0	0	0	0
Paul,J	.000	2	0	0	0	0	0	0	0	0	0	0	0	0	0	0	0	0	0	1
Quinlan,R	.400	3	5	1	2	5	0	0	1	1	0	0	0	0	0	2	0	0	0	0
Rivera,J	.269	8	26	4	7	12	2	0	1	1	0	0	0	1	0	3	0	0	0	0
TOTALS	.227	10	321	36	73	118	12	3	9	36	8	2	3	9	1	48	3	4	6	8

PITCHER	W	L	ERA	G	GS	CG	GF	SHO	SV	IP	H	R	ER	HR	HB	BB	IBB	SO	WP	BK	AVG
Byrd,P	1	0	5.02	3	3	0	0	0	0	14.1	17	8	8	2	2	4	0	4	0	0	.298
Colon,B	0	1	4.50	2	2	0	0	0	0	8.0	10	4	4	0	1	2	0	7	0	0	.313
Donnelly,B	0	0	2.45	4	0	0	1	0	0	3.2	4	2	1	0	0	2	0	5	0	0	.286
Escobar,K	1	2	1.59	6	0	0	2	0	0	11.1	6	4	2	2	0	7	0	15	2	0	.150
Gregg,K	0	0	0.00	1	0	0	0	0	0	2.0	1	0	0	0	0	1	0	3	0	0	.143
Lackey,J	0	1	4.41	3	3	0	0	0	0	16.1	15	8	8	1	0	10	0	12	2	0	.250
Rodriguez,F	0	0	1.59	5	0	0	5	0	3	5.2	7	3	1	1	0	3	0	5	0	0	.318
Santana,E	1	1	7.45	2	1	0	0	0	0	9.2	8	9	8	3	2	5	0	4	0	0	.229
Shields,R	1	1	1.64	8	0	0	1	0	0	11.0	8	2	2	0	0	4	1	10	0	0	.205
Washburn,J	0	0	0.00	1	1	0	0	0	0	4.2	4	1	0	0	1	1	0	1	0	0	.235
Yan,E	0	0	9.00	1	0	0	1	0	0	2.0	3	2	2	0	0	1	0	2	0	0	.375
TOTALS	4	6	3.65	10	10	0	10	0	3	88.2	83	43	36	9	6	40	1	68	4	0	.251

CLUB HISTORY



ANGELS CAREER POST-SEASON LEADERS

BATTING (MINIMUM OF 25 AT-BATS)

BATTING AVERAGE

.368 (14/38)	Bob Boone	1982, 1986
.347 (25/72)	Troy Glaus	2002, 2004
.346 (9/26)	Gary Pettis	1986
.339 (40/118)	Darin Erstad	2002, 2004, 2005
.327 (18/55)	Scott Spiezio	2002
.308 (24/78)	Adam Kennedy	2002, 2005
.300 (24/80)	David Eckstein	2002, 2004

AT-BATS

119	Garret Anderson	2002, 2004, 2005
118	Darin Erstad	2002, 2004, 2005
91	Bengie Molina	2002, 2004, 2005
80	David Eckstein	2002, 2004
72	Troy Glaus	2002, 2004
61	Adam Kennedy	2002, 2005
61	Brian Downing	1979, 1982, 1986

HITS

40	Darin Erstad	2002, 2004, 2005
31	Garret Anderson	2002, 2004, 2005
25	Troy Glaus	2002, 2004
24	Bengie Molina	2002, 2004, 2005
24	Adam Kennedy	2002, 2005
24	David Eckstein	2002, 2004
18	Scott Spiezio	2002

PITCHING (MINIMUM OF 10 IP)

WINS

5	Francisco Rodriguez	2002, 2004, 2005
2	John Lackey	2002, 2004, 2005
2	Ramon Ortiz	2002, 2004
1	12 players tied	

LOSSES

3	Jarrod Washburn	2002, 2004
3	Francisco Rodriguez	2002, 2004
2	Kelvim Escobar	2004, 2005
2	Kirk McCaskill	1986

INNINGS PITCHED

38.2	John Lackey	2002, 2004, 2005
36.2	Jarrod Washburn	2002, 2004, 2005
29	Francisco Rodriguez	2002, 2004, 2005
21.2	Kevin Appier	2002
20.2	Mike Witt	1982, 1986
20	Brendan Donnelly	2002, 2004, 2005

GAMES

18	Francisco Rodriguez	2002, 2004, 2005
17	Brendan Donnelly	2002, 2004, 2005
11	Scot Shields	2002, 2004, 2005
9	Troy Percival	2002, 2004
9	Ben Weber	2002

HOME RUNS

9	Troy Glaus	2002, 2004
5	Garret Anderson	2002, 2004, 2005
4	Adam Kennedy	2002, 2005
4	Tim Salmon	2002
3	Bengie Molina	2002, 2004, 2005
3	Darin Erstad	2002, 2004, 2005
3	Scott Spiezio	2002

RUNS

18	Darin Erstad	2002, 2004, 2005
18	Troy Glaus	2002, 2004
16	Garret Anderson	2002, 2004, 2005
13	Adam Kennedy	2002, 2005
11	David Eckstein	2002, 2004

DOUBLES

9	Darin Erstad	2002, 2004, 2005
5	Troy Glaus	2002, 2004
5	Doug DeCinces	1982, 1986
4	3 players tied	

RUNS BATTED IN

22	Garret Anderson	2002, 2004, 2005
19	Scott Spiezio	2002
16	Troy Glaus	2002, 2004
13	Adam Kennedy	2002, 2005
12	4 players tied	

ERA

0.84 (10.2 IP/1 ER)	John Candelaria	1986
1.93 (14 IP/3 ER)	Bruce Kison	1982
2.17 (29 IP/7 ER)	Francisco Rodriguez	2002, 2004, 2005
2.87 (15.2 IP/5 ER)	Scot Shields	2002, 2004, 2005
3.05 (20.2 IP/7 ER)	Mike Witt	1982, 1986
3.07 (14.2 IP/5 ER)	Kelvim Escobar	2004, 2005

STRIKEOUTS

38	Francisco Rodriguez	2002, 2004, 2005
29	John Lackey	2002, 2004, 2005
23	Brendan Donnelly	2002, 2004, 2005
21	Jarrod Washburn	2002, 2004, 2005
19	Kelvim Escobar	2004, 2005

SAVES

7	Troy Percival	2002, 2004
3	Francisco Rodriguez	2002, 2004, 2005
1	Donnie Moore	1986

ANGELS RETIRED UNIFORM NUMBERS

No.	Individual	Year
11	Jim Fregosi	1998
26	Gene Autry	1982
29	Rod Carew	1986
30	Nolan Ryan	1992
50	Jimmie Reese	1995

Note: The Angels and Major League Baseball retired number 42 on Jackie Robinson's behalf in 1997.

ANGELS HALL OF FAME

Bobby Grich, Jim Fregosi, Don Baylor, Rod Carew, Nolan Ryan and Jimmie Reese were the first six inductees into the Angels' Hall of Fame.

Grich, who retired following the American League Championship Series against Boston in 1986, was inducted Feb. 3, 1988. He is one of only two Angels (Brian Downing being the other) to participate in each of the club's three Western Division titles.

Grich officially became an Angel Nov. 24, 1976. The native of Muskegon, MI concluded his Angels career with a .269 average in 1,222 games including 154 home runs and 557 RBI. During his career, Grich compiled the following overall numbers: .266 average, 2,008 games, 6,890 at-bats, 1,033 runs, 1,833 hits, 224 home runs and 864 RBI.

One of California's most popular players, Grich became only the second player in club history to play 1,000 games-or-more (1,098) at one position, joining Fregosi who totaled 1,367 appearances at shortstop. Grich's .997 fielding percentage in 1985 established a major league record for second basemen.

On the date of his induction, Grich ranked among the top three on several Angels all-time lists, including games (third), at-bats (third - 4,100), runs (third - 601), home runs (second), runs batted in (second), extra-base hits (third - 357), hits (third - 1,103), doubles (third - 183) and total bases (third - 1,788).

In 1981, Grich recorded a career-high .304 average and tied Dwight Evans, Tony Armas and Eddie Murray for the A.L. home run derby (22 each). The feat made him the first second baseman to lead the league in home runs since Nap Lajoie of Philadelphia totaled 14 in 1901. He also became the first A.L. second baseman to lead in slugging since George Stirnweiss with the Yankees in 1945 (.476). During the '81 campaign, Grich compiled a career-best 21-game hitting streak (May 21-Aug. 19), the third longest in club annals.

In 1980, Grich was co-winner of the Owner's Trophy, symbolic of the club's Most Valuable Player as selected by the players.



Fregosi, a six-time Angels All-Star, was inducted May 17, 1989. He appeared with the Angels from 1961-71 as a player and then managed the club from June 1, 1978 through May 28, 1981. Fregosi guided the club to an 87-75 finish in 1978 and a second place tie prior to the memorable 1979 season when the Angels captured their first-ever Western Division title at 88-74. For his efforts, Fregosi was runner-up in balloting by the Associated Press for A.L. Manager of the Year. He finished with a 237-248 record managing the Angels (.489).

As a player, Fregosi's career spanned 18 major league seasons during which he registered a .265 lifetime average. He was originally acquired by the Angels Dec. 14, 1960 in the expansion draft from the Boston Red Sox.



ANGELS HALL OF FAME

Fregosi was voted the Angels Owner's Trophy three times and was a Gold Glove recipient in 1964.

At the time of his induction, Fregosi led on California's all-time lists in the following categories: games (1,429), at-bats (5,244), hits (1,408) and triples (70). In addition, he also ranked second in runs (691), doubles (219), extra-base hits (404) and total bases (2,112).

Baylor, the first Angel to win the American League Most Valuable Player Award in 1979, was inducted on May 26, 1990. He appeared with the Angels from 1977-82. He was a member of the Angels first two Western Division Championships in 1979 and 1982. During his '79 MVP season, Baylor compiled a .296 average with 36 home runs and a league-leading 139 RBI. He also led the league in games played (162) and runs scored (120). His marks in games played, runs scored, RBI and total bases that season set club single-season records. In the '82 American League Championship Series, he hit .294 with a grand slam and series-high 10 RBI.

Baylor's career spanned 19 major league seasons during which he registered a .260 lifetime average and 338 home runs. He was originally acquired by the Angels Nov. 16, 1976 as a free agent. With the Angels, he averaged 23 home runs and 87 RBI, while batting .262 in six seasons.

Baylor was voted the Owner's Trophy twice (1978 & 1979) and earned All-Star recognition as an outfielder in '79.

Upon his induction, Baylor ranked on California's All-Time list in the following categories: third in home runs (141), fourth in at-bats (3,105), runs (481), RBI (523) and total bases (1,390). In addition, he also ranked fifth in extra base hits (288), hits (813), doubles (140, tied with Carew) and stolen bases (89).

Carew was the 16th player in major league history to collect 3,000 hits (Aug. 4, 1985 vs. Minnesota). He was inducted into the Angels Hall of Fame, Aug. 6, 1991 and the Baseball Hall of Fame in Cooperstown, NY, July 21, 1991.

Carew appeared with the Angels from 1979-85. He was a member of California's first two Western Division Championship teams in 1979 and 1982. His finest season was 1983, when he established a then club record for batting average at .339.



ANGELS HALL OF FAME

Carew's career spanned 19 major league seasons, the first 12 with Minnesota. He won seven batting titles (1969, 1972-75, 1977-78) and the American League Most Valuable Player Award in 1977 when he hit .388 with 239 hits and 128 runs scored.

Carew was named "Rookie of the Year" by the BBWAA in 1967 and selected to the A.L. All-Star team 18 times (1967-84). He is the only Angel to start in five Mid-Summer Classics.


Originally acquired by the Angels from Minnesota, Feb. 3, 1979, Carew ranked 38th on baseball's All-Time lists in average (.328), tied for 35th in games (2,469), 31st in at-bats (9,315), 13th in hits (3,053) and sixth in singles (2,404) at the time of his induction. On the Angels' All-Time lists, he still ranks first in career average (.314).

Ryan, who became the 20th pitcher in major league history to win 300 games (July 31, 1990 at Milwaukee) and owns a major league record seven no-hitters and 5,714 strikeouts was inducted and had his uniform No. 30 retired, June 16, 1992.

Ryan appeared with the Angels from 1972-79, compiling a 138-121 record and 3.06 ERA in 291 games. Ryan tossed four of his no-hitters with the Angels and holds or shares several club records, including complete games (156), shutouts (40) and strikeouts (2,416). In 1977, he was selected "A.L. Pitcher of the Year" by *The Sporting News* and named to its All-Star team. In 1973, Ryan established a major league record for strikeouts in a single season with 383. He was originally acquired by California, Dec. 10, 1971, along with pitcher Don Rose, outfielder Leroy Stanton and catcher Francisco Estrada in exchange for Jim Fregosi.

Ryan's career spanned 27 seasons, the most in major league history. He began his career with the New York Mets, posting a 29-38 record and 3.58 ERA in 105 games (74 starts) from 1966-71. Following eight seasons with California, he appeared with the Houston Astros from 1980-88, compiling a 106-94 mark and 3.13 ERA in 282 starts. He joined the Texas Rangers in 1989 and finished 51-39 with a 3.43 ERA in five seasons.

Did You Know? Nolan Ryan appeared in 291 career games with the Angels. Of those 291 games, 156 (54%) were complete game efforts.



Ryan was named to eight All-Star teams (five with California) and appeared in five games, including as starting pitcher for the American League in 1979 in Seattle. He pitched two scoreless relief innings to win the 1989 game in Anaheim, becoming the oldest pitcher to win an All-Star game. Ryan was inducted into the Baseball Hall of Fame, July 25, 1999.



ANGELS HALL OF FAME



Reese, whose 23 years in an Angels uniform is second longest in club history (Bobby Knoop - 24), was inducted on Aug. 2, 1995.

A former roommate of Babe Ruth, Reese began his career as a batboy for the Los Angeles Angels of the Pacific Coast League in 1917. He broke into baseball seven years later as a second baseman for the minor league Oakland Oaks.

Reese played one more year in the majors (1932 with St. Louis) before returning to the Pacific Coast League in 1933. In three major league seasons, he hit .278, including a .345 mark in a reserve role for the Yankees in 1930.

Reese played 12 seasons in the PCL (Oakland, 1924-29; Los Angeles, 1933-36 and San Diego, 1937-38) and was honored as all-time second baseman of the league. He set a career fielding record for total chances with 9,890 and led the PCL in fielding three times (1927, 1929 & 1934).

On March 30, 1972, Reese joined the California Angels coaching staff. During his 23 years, he built a reputation for being the most prolific fungo hitter in baseball. In 1989, Reese was selected by the late Commissioner Bart Giamatti

to throw out the ceremonial first pitch for the 60th All-Star Game at Anaheim Stadium. In 1992, he was named honorary captain of the American League All-Stars at the contest in San Diego. Jimmie Reese passed away on July 13, 1994 at the age of 92.



ANGELS WILL HOST 2006 AL CY YOUNG AWARD
WINNER JOHAN SANTANA AND THE TWINS
JUNE 4-6 AND AUG. 10-12 AT ANGEL STADIUM



MAJOR LEAGUE
BASEBALL



NATIONAL BASEBALL HALL OF FAME & MUSEUM

25 Main Street, Cooperstown, New York 13326

Phone: (607) 547-7200 Fax: (607) 547-2044 Public Relations: (607) 547-0215

e-mail address: info@baseballhalloffame.org

Web site: baseballhalloffame.org

Summer Hours: Memorial Day Weekend - Labor Day Weekend: 9 a.m. to 9 p.m.

Off-Season Hours: 9 a.m. to 5 p.m.

Holiday Closings: Thanksgiving Day, Christmas Day, and New Year's Day.

DIRECTORY: DIRECTORY: Jane Forbes Clark (Chairman), Joe Morgan (Vice Chairman), Dale Petroskey (President), Bill Haase (Senior Vice President), Sean Gahagan (Vice President, Marketing), Greg Harris (Vice President, Development), Jeff Idelson (Vice President, Communications & Education), Ted Spencer (Vice President, Chief Curator), Jim Gates (Librarian), Tim Wiles (Research Director) **COMMUNICATIONS CONTACTS:** Brad Horn (Communications Director), Adam Jordan (Publications & PR Manager), Jackie Brown (Communications Associate), Ben Couch (Public Relations Assistant).

HALL OF FAME WEEKEND 2007: July 27-30

61st ANNUAL HALL OF FAME GAME:

Induction Ceremony: Sunday, July 29, 1:30 p.m. EDT, Clark Sports Center Doubleday Field; Sunday, May 21, 2:00 p.m. EDT, Blue Jays vs. Orioles

ANGELS IN THE HALL OF FAME

Eight members of the National Baseball Hall of Fame have worn an Angels uniform including Rod Carew (1979-1985), Reggie Jackson (1982-1986), Eddie Murray (1997), Frank Robinson (1973-1974), Nolan Ryan (1972-1979), Don Sutton (1985-1987), Hoyt Wilhelm (1969) and Dave Winfield (1990-1991). Only Nolan Ryan spent the majority of his career with the Angels organization. For more information on Los Angeles/California/Anaheim Angels in the Hall of Fame, visit the "Hall of Famers" team pages at www.baseballhalloffame.org.

2002 ANGELS POST-SEASON ARTIFACTS IN THE HALL OF FAME'S COLLECTION

- Cap worn by 20-year old rookie Francisco Rodriguez, during his Game Two victory of the 2002 World Series.
- Home jersey worn by 2002 World Series MVP Troy Glaus.
- Cap worn by John Lackey during the 2002 World Series becoming the first rookie pitcher to win a Game Seven since 1909.
- Bat used by Scott Spiezio to hit a three-run home run in Game Six of the 2002 World Series.
- Spikes worn by David Eckstein during the 2002 World Series.
- Bat used by Adam Kennedy to hit three home runs in the clinching Game Five of the 2002 ALCS against Minnesota.

NOTABLE ANGELS ARTIFACTS IN COOPERSTOWN

- Baseball from pitcher-batter matchup of Emiliano Fruto and Orlando Cabrera on May 14, 2006; the first time two Colombians faced each other in a major league game.
- Ball hit by Jeff DaVanon for a home run and to complete the cycle on August 25, 2004.
- Cap, ball and lineup cards from Troy Percival's 300th career save on July 28, 2004.
- Batting helmet worn by 2003 All-Star Game MVP Garret Anderson during the Midsummer Classic.
- Jim Edmonds bat used by all nine batters in the starting lineup on August 4, 1999.
- Cap worn by Angels' Shigetoshi Hasegawa in 1997, when he earned the 1st win by a Japanese pitcher in A.L. history.
- Bat and ball used by Garret Anderson to hit the 124th grand slam in 1996, a single-season ML record.
- Entire uniform worn by Rod Carew on August 4, 1985, when he achieved his 3,000th career hit.
- Baseball from Mike Witt's perfect game thrown on September 30, 1984.
- Helmet worn by Reggie Jackson when he hit his 500th career home run on September 17, 1984.
- Baseballs and caps from all four of the no-hit games Nolan Ryan threw for the Angels: (1973 (2), 1974, 1975).

A LOOK AHEAD TO 2008

Ballots for the 2008 Hall of Fame/BBWAA election will be distributed in early December with results from the voting scheduled to be announced in January 2008. A partial list of first-year candidates for election include: Shawn Dunston, David Justice, Mike Morgan and Tim Lincecum. Historical voting data from all past BBWAA elections can be accessed exclusively at www.baseballhalloffame.org, under the "Hall of Famers" section.

THE INSIDE NEWS FROM COOPERSTOWN

- If you have an interest in receiving *Around The Horn*, the monthly media newsletter of the Hall of Fame, please send an e-mail to info@baseballhalloffame.org. Be sure to include your name, name of organization and e-mail address.
- If you would like to receive interesting stories and timely news items direct from the Hall of Fame and get the inside track on the latest happenings in Cooperstown, sign up for *Inside Pitch*. There's no cost to receive our weekly electronic newsletter in your e-mail box at home or work and it's easy to enroll: Just log on to www.baseballhalloffame.org.
- Media members are invited to visit the Digital News Room of the National Baseball Hall of Fame and Museum for up-to-the-minute news from Cooperstown, by visiting www.baseballhalloffame.org/news/index.htm.

RESEARCH ASSISTANCE

The Hall of Fame is pleased to provide assistance in baseball research and members of the media are encouraged to utilize this valuable baseball resource when ever necessary, by calling the Public Relations department at (607) 547-0215, or the Library Reference desk at (607) 547-0330.

MAJOR LEAGUE BASEBALL DIRECTORY



BUD SELIG

MAJOR LEAGUE BASEBALL

245 PARK AVENUE
NEW YORK, NY 10167
(212) 931-7800
FAX: (212) 949-5654
WWW.MLB.COM



OFFICE OF THE COMMISSIONER

- Allan H. (Bud) Selig Commissioner of Baseball
- Kathy Dubinski Senior Executive Assistant to Commissioner
- Sandy Ronback Administrative Assistant to Commissioner
- Bob DuPuy President & Chief Operating Officer
- Tim Brosnan Executive Vice President, Business
- Rob Manfred Executive Vice President, Labor Relations & Human Resources
- Jonathan Mariner Executive Vice President, Finance
- John McHale, Jr. Executive Vice President, Administration
- Jimmie Lee Solomon Executive Vice President, Baseball Operations

BROADCASTING

- Chris Tully Senior Vice President, Broadcasting
- Bernadette McDonald Vice President, Broadcasting Operations

CLUB RELATIONS

- Katy Feeney Senior Vice President, Scheduling & Club Relations
- Phyllis Merhige Senior Vice President, Club Relations

PUBLIC RELATIONS

(212) 931-7878; FAX (212) 949-5654

- Richard Levin Senior Vice President, Public Relations
- Patrick Courtney Vice President, Public Relations Operations
- Susan Goodenow Vice President, Business Public Relations
- Silvia Alvarez Director, Multicultural & Charitable Communications
- Rob Doelger Senior Manager, Baseball Information
- Kerry Kielar Manager, Business Public Relations
- John Blundell Supervisor, Media Relations
- Daniel Queen Senior Specialist, Business Public Relations
- Mike Teevan Specialist, Media Relations
- Paige Novack Specialist, Business Public Relations
- Chris Tropeano Specialist, Business Public Relations
- Eric Schuster Coordinator, Media Relations
- Heather Flock Senior Administrative Assistant
- Vincent Accardi Administrative Assistant
- Jerome Holtzman Official Baseball Historian

BASEBALL OPERATIONS

- Joe Garagiola, Jr. Senior Vice President, Baseball Operations
- Ed Burns Vice President, Baseball Operations & Administration
- Lou Melendez Vice President, International Baseball Operations
- Mike Port Vice President, Umpiring
- Bob Watson Vice President, On-Field Operations
- Roy Krasik Senior Director, Major League Operations
- Tom Lepperd Director, Umpire Administration
- Sylvia Lind Senior Manager, Minor League Operations
- Brian Small Manager, Waivers and Major League Records
- Jeff Pfeifer Manager, Baseball Operations



BALTIMORE ORIOLES



CLUB DIRECTORY

Baltimore Orioles
 Oriole Park at Camden Yards
 333 West Camden St.
 Baltimore, MD 21201
 (410) 685-9800
 Seating Capacity: 48,190
 2006 Record:
 70-92 - 4th in East



SAM PERLOZZO

Chairman of the Board/CEO Peter Angelos
 Executive Vice President, Baseball Operations Mike Flanagan
 Vice President, Baseball Operations Jim Duquette
 Director of Public Relations Bill Stetka
 Traveling Secretary Phil Itzoe
 Field Manager Sam Perlozzo
 Named: October 12, 2005, replacing Lee Mazzilli
 Equipment Manager Jim Tyler
 Visiting Clubhouse Manager Fred Tyler

2006 RECAP

DATE	SITE	SCORE	WP	LP
4/14	Baltimore	5-6	Byrdak	Shields
4/15	Baltimore	2-3	Bedard	Colon
4/16	Baltimore	9-3	Lackey	Benson
4/17	Baltimore	2-4	Cabrera	JF Weaver
5/26	Anaheim	5-2	Shields	Williams
5/27	Anaheim	10-1	JD Weaver	Bedard
5/28	Anaheim	6-7	Birkins	Escobar
9/4	Anaheim	1-0	JD Weaver	Lopez
9/5	Anaheim	5-2 (10)	Donnelly	Manon
9/6	Anaheim	8-4	Santana	Britton

2007 SCHEDULE

DAY	DATE	SITE	TIME	DAY	DATE	SITE	TIME
Thurs.	5/31	Anaheim	7:05 p.m.	Tues.	9/11	Baltimore	4:05 p.m.
Fri.	6/1	Anaheim	7:05 p.m.	Wed.	9/12	Baltimore	4:05 p.m.
Sat.	6/2	Anaheim	6:05 p.m.	Thurs.	9/13	Baltimore	4:05 p.m.
Sun.	6/3	Anaheim	12:35 p.m.	(All Times PST)			
Fri.	6/29	Baltimore	4:05 p.m.				
Sat.	6/30	Baltimore	4:05 p.m.				
Sun.	7/1	Baltimore	10:35 a.m.				

ALL-TIME SERIES RESULTS

(Angels Listed First)

Year	Home	Road	Totals	Year	Home	Road	Totals	Year	Home	Road	Totals
1961	4-6	6-2	10-8	1976	2-4	2-4	6-6	1991	3-3	3-3	6-6
1962	7-2	3-6	10-8	1977	5-0	1-5	6-5	1992	2-4	2-4	4-8
1963	6-3	3-6	9-9	1978	3-2	3-2	6-4	1993	3-3	2-4	5-7
1964	4-5	3-6	7-11	1979	2-4	1-5	3-9	1994	1-5	3-3	4-8
1965	3-5	2-8	5-13	1980	0-6	2-4	2-10	1995	2-5	2-4	4-9
1966	3-6	3-6	6-12	1981	3-3	3-3	6-6	1996	3-3	3-3	6-6
1967	7-4	4-2	11-6	1982	2-4	3-3	5-7	1997	3-2	1-5	4-7
1968	4-5	4-5	8-10	1983	3-3	2-4	6-6	1998	3-3	2-3	5-6
1969	3-3	3-3	6-6	1984	3-3	1-5	4-8	1999	1-5	2-4	3-9
1970	3-3	2-4	5-7	1985	3-3	2-4	5-7	2000	3-3	4-2	7-5
1971	3-3	2-4	5-7	1986	4-2	2-4	6-6	2001	1-2	3-3	4-5
1972	4-2	2-4	6-6	1987	1-5	2-4	3-9	2002	4-2	3-0	7-2
1973	3-3	3-3	6-6	1988	4-2	3-3	7-5	2003	1-2	0-6	1-8
1974	3-3	2-4	5-7	1989	4-2	2-4	6-6	2004	4-2	2-1	6-3
1975	2-4	4-2	6-6	1990	3-3	2-4	5-7	2005	2-1	2-1	4-2
								2006	5-1	1-3	6-4
								Totals	142-149		254-321
											112-172

BALTIMORE ORIOLES

WON-LOST RECORDS AT STADIUMS

Wrigley Field:	4-6	.400	Memorial Stadium:	80-126	.388
Dodger Stadium:	20-15	.571	Camden Yards:	32-46	.410
Anaheim Stadium:	94-107	.468			
Angel Stadium:	24- 22	.522			

Most Runs, Game: By Angels — 16 (16-8, May 4, 1983 at Memorial Stadium)
By Baltimore — 17 (17-3, Aug. 26, 1985 at Anaheim Stadium)

Widest Margin Victory: By Angels — 13 Runs (13-0, Aug. 25, 1996 at Camden Yards)
By Baltimore — 14 Runs (17-3, Aug. 26, 1985 at Anaheim Stadium)

Longest Winning Streak: By Angels — 6 (Sept. 2, 1972 to May 5, 1973)
By Baltimore — 12 (July 19, 1979★ to Aug. 28, 1980)
★Second game of twi-night doubleheader

Attendance High: At Angel Stadium: 43,877, August 4, 2005
At Anaheim Stadium: 63,073, April 23, 1983
At Camden Yards: 48,544, July 24, 1999

ANGELS VS. BALTIMORE IN 2006

BATTER	AVG	G	AB	R	H	2B	3B	HR	RBI	SH	SF	HP	BB	SO	SB	CS	GI	
																	DP	E
Alfonzo,E	.000	2	4	0	0	0	0	0	0	0	0	0	0	0	0	0	0	0
Anderson,G	.366	10	41	3	15	2	0	1	6	0	0	0	1	6	0	0	1	0
Aybar,E	1.000	3	1	1	1	0	1	0	0	0	0	0	0	0	0	0	0	0
Cabrera,O	.205	9	39	6	8	4	0	0	3	0	1	0	0	6	1	0	0	1
Erstad,D	.300	5	10	1	3	2	0	0	0	0	0	0	1	2	0	0	1	0
Figgins,D	.182	9	33	3	6	3	0	1	5	2	1	0	3	8	1	0	1	1
Guerrero,V	.400	10	40	6	16	0	0	3	9	0	1	1	2	4	2	0	0	0
Izturis,M	.444	6	18	6	8	2	1	0	3	1	0	0	3	2	1	0	0	0
Kendrick,H	.375	3	8	2	3	0	0	1	2	0	0	0	2	1	0	0	0	0
Kennedy,A	.314	9	35	6	11	2	1	2	7	1	0	0	1	5	1	1	1	0
Kotchman,C	.000	4	11	0	0	0	0	0	0	1	0	0	1	2	0	0	0	0
Mathis,J	.143	2	7	2	1	0	0	1	1	0	0	0	1	1	0	0	0	0
McPherson,D	.111	3	9	1	1	0	0	1	1	0	0	0	0	2	0	0	0	2
Molina,J	.273	4	11	2	3	0	0	0	1	1	1	0	1	2	0	0	0	2
Morales,K	.417	3	12	2	5	1	0	1	4	0	0	0	1	2	0	0	0	0
Murphy,T	1.000	2	1	2	1	0	0	1	1	0	0	0	0	0	0	0	0	0
Napoli,M	.200	4	15	2	3	1	0	0	2	0	0	0	1	10	0	0	0	0
Pride,C	.000	1	2	1	0	0	0	0	0	0	0	0	1	1	0	0	0	0
Quinlan,R	.333	3	6	1	2	0	0	0	0	0	0	1	0	1	0	0	0	0
Rivera,J	.313	5	16	3	5	1	0	1	1	0	0	0	3	2	0	0	0	0
Salmon,T	.474	6	19	2	9	2	1	1	4	0	1	0	3	2	0	1	0	0
Willits,R	.500	2	6	1	3	0	0	0	1	0	0	0	0	1	0	0	0	0
TOTALS	.302	10	344	53	104	20	4	14	51	6	5	2	25	60	6	2	6	6

PITCHER	ERA	W	L	G	GS	CG	SHO	SV	IP	AB	H	R	ER	HR	HB	BB	SO	WP	OPP
																			AVG
Carrasco,H	0.00	0	0	2	0	0	0	0	2.0	7	1	0	0	0	1	0	1	0	.143
Colon,B	1.29	0	1	1	1	0	0	0	7.0	28	8	3	1	0	0	1	4	0	.286
Donnelly,B	0.00	1	0	5	0	0	0	0	4.2	16	3	0	0	0	1	1	6	0	.188
Escobar,K	7.11	0	1	1	1	0	0	0	6.1	27	8	5	5	0	1	0	4	0	.296
Gregg,K	4.50	0	0	1	0	0	0	0	2.0	9	3	1	1	0	0	2	1	1	.333
Lackey,J	1.80	1	0	2	2	0	0	0	15.0	57	15	3	3	1	1	1	10	0	.263
Rodriguez,F	2.70	0	0	4	0	0	0	2	3.1	14	4	1	1	0	0	3	3	2	.286
Romero,J	0.00	0	0	3	0	0	0	0	1.0	5	2	1	0	0	0	0	0	0	.400
Santana,E	4.29	1	0	3	3	0	0	0	21.0	80	19	10	10	6	1	3	8	1	.238
Shields,R	7.20	1	1	5	0	0	0	0	5.0	21	8	4	4	1	0	1	3	0	.381
Weaver,Jef	2.57	0	1	1	1	0	0	0	7.0	27	5	4	2	1	0	1	4	0	.185
Weaver,Jer	0.00	2	0	2	2	0	0	0	14.0	48	9	0	0	0	0	2	10	0	.188
TOTALS	2.75	6	4	10	10	0	1	2	88.1	339	85	32	27	9	5	15	54	4	.251



BOSTON RED SOX



CLUB DIRECTORY

Boston Red Sox

Fenway Park
4 Yawkey Way
Boston, MA 02215
(617) 226-6000

Seating Capacity: 36,108
2006 Record:
86-76 - 3rd in East



TERRY FRANCONA

Principal Owner	John Henry
President & CEO	Larry Lucchino
Chairman	Tom Werner
Vice Chairmen	David Ginsberg, Les Otten, Phillip Morse
General Manager	Theo Epstein
Vice President, Media Relations	John Blake
Traveling Secretary	Jack McCormick
Field Manager	Terry Francona
	Named: Dec. 4, 2003, replacing Grady Little
Equipment Manager	Joe Cochran
Visiting Clubhouse Manager	Tom McLaughlin

2006 RECAP

DATE	SITE	SCORE	WP	LP
7/28	Boston	8-3	Escobar	Lester
7/29	Boston	6-7 (11)	Tavarez	Carrasco
7/30	Boston	10-4	Lackey	Schilling
8/22	Anaheim	4-3	Shields	Gabbard
8/23	Anaheim	4-5	Lester	Escobar
8/24	Anaheim	1-2	Beckett	JD Weaver

2007 SCHEDULE

DAY	DATE	SITE	TIME	DAY	DATE	SITE	TIME
Fri.	4/13	Boston	4:05 p.m.	Mon.	8/6	Anaheim	7:05 p.m.
Sat.	4/14	Boston	12:55 p.m.	Tues.	8/7	Anaheim	7:05 p.m.
Sun.	4/15	Boston	10:05 a.m.	Wed.	8/8	Anaheim	7:05 p.m.
Mon.	4/16	Boston	7:05 a.m.				

(All Times PST)

ALL-TIME SERIES RESULTS

(Angels Listed First)

Year	Home	Road	Totals	Year	Home	Road	Totals	Year	Home	Road	Totals
1961	5-4	2-7	7-11	1976	3-3	2-4	5-7	1991	6-0	2-4	8-4
1962	4-5	8-1	12-6	1977	1-4	2-3	3-7	1992	1-5	3-3	4-8
1963	5-4	3-5	8-9	1978	2-4	0-5	2-9	1993	5-1	0-6	5-7
1964	7-2	2-7	9-9	1979	4-2	3-3	7-5	1994	3-3	2-4	5-7
1965	8-1	5-4	13-5	1980	0-6	3-3	3-9	1995	1-6	2-5	3-11
1966	5-4	4-5	9-9	1981	3-0	1-2	4-2	1996	2-4	2-4	4-8
1967	7-2	1-8	8-10	1982	2-4	3-3	5-7	1997	3-2	3-3	6-5
1968	5-4	4-5	9-9	1983	2-4	4-2	6-6	1998	3-3	3-2	6-5
1969	2-4	2-4	4-8	1984	1-5	2-4	3-9	1999	1-3	0-6	1-9
1970	4-2	3-3	7-5	1985	5-1	2-4	7-5	2000	4-2	1-2	5-4
1971	3-3	3-3	6-6	1986	4-2	3-3	7-5	2001	1-3	3-0	4-3
1972	3-3	1-5	4-8	1987	5-1	3-3	8-4	2002	1-2	2-2	3-4
1973	3-3	2-4	5-7	1988	2-4	2-4	4-8	2003	1-2	2-4	3-6
1974	3-3	5-1	8-4	1989	5-1	3-3	8-4	2004	4-2	0-3	4-5
1975	3-3	3-3	6-6	1990	2-4	3-3	5-7	2005	2-2	2-4	4-6
								2006	1-2	2-1	3-3
								Totals	147-134		260-301

113-167

BOSTON RED SOX

WON-LOST RECORDS AT STADIUMS

Wrigley Field	5-4	.556	Fenway Park	113-167	.404
Dodger Stadium	24-12	.667			
Anaheim Stadium	100-97	.508			
Angel Stadium	18-21	.462			

Most Runs, Game
By Angels - 20 (20-2, June 20, 1980 at Fenway Park)
By Boston - 17 (17-6, May 15, 1996 at Anaheim Stadium)

Widest Margin Victory
By Angels - 18 Runs (20-2, June 20, 1980 at Fenway Park)
By Boston - 12 Runs (16-4, July 21, 1984 at Anaheim Stadium)

Longest Winning Streak
By Angels - 8 (Aug. 26, 1961 to May 30, 1962)
By Boston - 10 (July 19, 1993 to July 4, 1994)

Attendance High
At Angel Stadium: 44,109, August 24, 2006
At Anaheim Stadium: 64,223, Oct. 11 & 12, 1986 (ALCS games 4 & 5)
At Fenway Park: 35,691, Aug. 11, 1977

ANGELS VS. BOSTON IN 2006

BATTER	AVG	G	AB	R	H	2B	3B	HR	RBI	SH	SF	HP	BB	SO	SB	CS	GI		
																	DP	E	
Anderson,G	.333	6	21	2	7	2	0	0	4	0	0	0	2	4	0	0	0	0	0
Cabrera,O	.346	6	26	4	9	4	0	1	4	0	2	0	1	4	2	0	1	0	0
Figgins,D	.273	6	22	4	6	1	0	0	4	1	0	0	2	5	3	0	0	0	1
Guerrero,V	.333	6	21	3	7	3	0	1	3	0	0	1	3	3	2	2	2	2	0
Izturis,M	.320	6	25	3	8	4	0	0	3	1	0	0	3	0	1	0	1	0	1
Kendrick,H	.476	5	21	3	10	2	0	0	4	0	0	0	0	2	1	0	0	0	1
Kennedy,A	.188	4	16	1	3	0	1	0	1	0	0	0	0	3	0	0	0	0	0
Molina,J	.333	2	6	1	2	0	0	0	1	0	0	0	0	2	0	0	0	0	0
Napoli,M	.133	6	15	3	2	0	0	0	0	0	0	1	1	5	0	0	0	0	0
Pride,C	.333	2	3	1	1	0	0	1	2	0	0	0	0	1	0	0	0	0	0
Quinlan,R	.286	4	14	2	4	0	0	0	1	0	0	0	0	1	1	0	0	0	0
Rivera,J	.348	6	23	5	8	2	0	2	5	0	0	0	4	4	0	0	0	0	0
Salmon,T	.286	2	7	1	2	0	0	0	1	0	0	0	0	1	0	0	0	0	0
Willits,R	.000	1	1	0	0	0	0	0	0	0	0	0	0	0	0	0	0	0	0
TOTALS	.312	6	221	33	69	18	1	5	33	2	2	2	16	35	10	2	4	2	2

PITCHER	ERA	W	L	G	GS	CG	SHO	SV	IP	AB	H	R	ER	HR	HB	BB	SO	WP	OPP
																			AVG
Carrasco,H	1.80	0	1	4	0	0	0	0	5.0	17	3	1	1	0	0	2	2	0	.176
Donnelly,B	3.60	0	0	4	0	0	0	0	5.0	21	6	2	2	0	0	3	5	1	.286
Escobar,K	4.50	1	1	2	2	0	0	0	14.0	51	12	7	7	2	0	3	14	1	.235
Gregg,K	0.00	0	0	1	0	0	0	0	1.0	3	0	0	0	0	0	0	2	0	.000
Lackey,J	4.50	1	0	1	1	0	0	0	6.0	27	9	4	3	0	0	2	6	0	.333
Rodriguez,F	0.00	0	0	2	0	0	0	1	2.2	10	3	0	0	0	0	2	0	0	.300
Romero,J	0.00	0	0	3	0	0	0	0	1.2	5	1	0	0	0	0	1	0	0	.200
Saunders,J	0.00	0	0	1	1	0	0	0	5.2	22	6	2	0	0	0	3	4	0	.273
Shields,R	18.00	1	0	2	0	0	0	0	2.0	10	4	4	4	1	0	1	3	1	.400
Weaver,JD	2.84	0	1	2	2	0	0	0	12.2	46	11	4	4	1	0	3	10	1	.239
TOTALS	3.40	3	3	6	6	0	0	1	55.2	212	55	24	21	4	0	20	46	4	.259

CHICAGO WHITE SOX



CLUB DIRECTORY

Chicago White Sox
 U.S. Cellular Field
 333 W. 35th Street
 Chicago, IL 60616
 (312) 674-1000
 Seating Capacity: 40,615
 2006 Record:
 90-72 - 3rd in Central



OZZIE GUILLEN

Chairman, Board of Directors Jerry M. Reinsdorf
 Senior Vice President/General Manager Ken Williams
 Assistant General Manager Rick Hahn
 Vice President, Communications Scott Reifert
 Director, Media Relations Bob Beghtol
 Director, Public Relations Lou Hernandez
 Manager, Team Travel Ed Cassin
 Field Manager Ozzie Guillen
 Named: Nov. 3, 2003, replacing Jerry Manuel
 Equipment Manager Vince Fresso
 Visiting Clubhouse Manager Gabe Morell

2006 RECAP

DATE	SITE	SCORE	WP	LP
4/28	Anaheim	5-8	Garcia	JF Weaver
4/29	Anaheim	1-2	Contreras	Escobar
4/30	Anaheim	5-6	Poillitte	Shields
5/9	Chicago	1-9	Garcia	Gregg
5/10	Chicago	12-5	Santana	Haeger
8/7	Chicago	6-3	Escobar	Buehrle
9/11	Anaheim	2-3	Contreras	Lackey
9/12	Anaheim	4-3 (11)	Carrasco	Jenks
9/13	Anaheim	0-9	Garcia	Saunders

2007 SCHEDULE

DAY	DATE	SITE	TIME	DAY	DATE	SITE	TIME
Fri.	4/27	Chicago	5:11 p.m.	Fri.	9/14	Chicago	5:11 p.m.
Sat.	4/28	Chicago	4:05 p.m.	Sat.	9/15	Chicago	4:05 p.m.
Sun.	4/29	Chicago	11:05 a.m.	Sun.	9/16	Chicago	11:05 a.m.
Fri.	5/4	Anaheim	7:05 p.m.	(All Times PST)			
Sat.	5/5	Anaheim	12:55 p.m.				
Sun.	5/6	Anaheim	12:35 p.m.				

ALL-TIME SERIES RESULTS

(Angels Listed First)

Year	Home	Road	Totals	Year	Home	Road	Totals	Year	Home	Road	Totals
1961	6-3	2-7	8-10	1976	5-4	6-3	11-7	1991	4-3	4-2	8-5
1962	3-6	5-4	8-10	1977	5-3	3-4	8-7	1992	1-5	2-5	3-10
1963	4-5	4-5	8-10	1978	5-2	3-5	8-7	1993	3-4	4-2	7-6
1964	4-5	4-5	8-10	1979	6-1	3-3	9-4	1994	2-4	3-1	5-5
1965	6-3	0-9	6-12	1980	0-6	3-4	3-10	1995	5-1	5-1	10-2
1966	3-6	5-4	8-10	1981	3-4	3-3	6-7	1996	5-1	1-5	6-6
1967	5-4	2-7	7-11	1982	3-3	5-2	8-5	1997	5-1	1-4	6-5
1968	2-7	6-3	8-10	1983	2-5	1-5	3-10	1998	3-3	2-3	5-6
1969	5-4	4-5	9-9	1984	5-1	3-4	8-5	1999	4-2	1-3	5-5
1970	7-2	5-4	12-6	1985	3-4	5-1	8-5	2000	2-2	2-4	4-6
1971	3-6	5-4	8-10	1986	3-3	4-3	7-6	2001	5-1	1-2	6-3
1972	5-4	2-7	7-11	1987	5-2	3-3	8-5	2002	3-0	3-3	6-3
1973	6-3	2-7	8-10	1988	4-2	5-2	9-4	2003	3-1	0-3	3-4
1974	5-4	5-4	10-8	1989	4-3	4-2	8-5	2004	2-1	3-3	5-4
1975	4-5	5-4	9-9	1990	4-3	1-5	5-8	2005	2-2	4-2	6-4
								2006	1-5	2-1	3-6
						Totals			175-149	321-321	
146-172											

CHICAGO WHITE SOX

WON-LOST RECORDS AT STADIUMS

Wrigley Field:	6-3	.667	★County Stadium	1-1	.500
Dodger Stadium	17-19	.472	Old Comiskey Park	107-127	.457
Anaheim Stadium	127-110	.536	New Comiskey Park	38-44	.463
Angel Stadium 25-17	.595	(U.S. Cellular Field)			

★Angels defeated White Sox, 4-2, May 15, 1968 and lost, 7-1, April 23, 1969

Most Runs, Game
By Angels — 19 (19-0, May 10, 2002 at Angel Stadium)
By Chicago — 17 (17-2, May 31, 1978 at Comiskey Park)

Widest Margin Victory
By Angels — 19 Runs (19-0, May 10, 2002 at Angel Stadium)
By Chicago — 15 runs (17-2, May 31, 1978 at Comiskey Park)

Longest Winning Streak
By Angels — 8 (May 19-Aug. 15, 1995)
By Chicago — 10 (Sept. 26, 1980-May 30, 1981)

Attendance High
At Angel Stadium: 44,135, April 30, 2006
At Anaheim Stadium: 49,567, June 20, 1982
At New Comiskey Park: 42,535, Aug. 7, 1993
At U.S. Cellular Field: 38,685, May 30, 2005

ANGELS VS. CHICAGO IN 2006

BATTER	AVG	G	AB	R	H	2B	3B	HR	RBI	SH	SF	HP	BB	SO	SB	CS	GI	
																	DP	E
Alfonzo,E	.000	2	5	0	0	0	0	0	0	0	0	0	0	0	0	0	0	0
Anderson,G	.265	9	34	0	9	3	1	0	6	0	0	0	2	5	0	0	0	0
Aybar,E	.000	2	0	0	0	0	0	0	0	0	0	0	0	0	0	0	0	1
Cabrera,O	.294	9	34	6	10	4	1	1	4	0	0	0	4	2	1	1	0	0
Erstad,D	.091	3	11	0	1	1	0	0	0	0	0	0	1	5	0	0	0	0
Figgins,D	.133	9	30	7	4	0	1	0	4	0	1	0	7	8	4	0	0	1
Guerrero,V	.333	9	33	8	11	2	0	2	7	0	0	0	4	3	1	0	1	0
Izturis,M	.182	3	11	0	2	0	0	0	1	0	0	0	1	0	1	1	0	0
Kendrick,H	.143	4	14	0	2	1	0	0	0	0	0	0	0	4	0	0	0	0
Kennedy,A	.130	8	23	3	3	0	0	0	0	0	0	0	2	5	1	0	0	0
Kotchman,C	.286	3	7	1	2	1	0	0	0	0	0	0	2	1	0	1	0	0
Mathis,J	.000	2	4	0	0	0	0	0	0	0	0	0	0	0	0	0	0	0
McPherson,D	.000	2	3	0	0	0	0	0	0	0	0	0	0	3	0	0	0	0
Molina,J	.273	7	22	3	6	2	0	2	3	0	0	0	1	3	0	0	1	0
Morales,K	.000	1	3	0	0	0	0	0	0	0	0	0	0	0	0	0	0	1
Murphy,T	.000	5	0	2	0	0	0	0	0	0	0	0	0	0	0	0	0	0
Napoli,M	.000	3	5	0	0	0	0	0	0	0	0	0	0	3	0	0	0	0
Pride,C	.000	1	0	0	0	0	0	0	0	0	0	0	0	0	0	0	0	0
Quinlan,R	.286	5	14	3	4	1	0	1	2	0	0	0	0	2	0	0	1	0
Rivera,J	.250	6	24	1	6	1	0	1	5	0	0	0	0	1	0	1	3	0
Salmon,T	.200	6	20	2	4	0	0	0	2	0	0	0	1	1	0	0	1	0
Willits,R	.000	3	1	0	0	0	0	0	0	1	0	0	0	1	0	1	0	0
TOTALS	.215	9	298	36	64	16	3	7	34	1	1	0	25	47	8	5	7	3

PITCHER	ERA	W	L	G	GS	CG	SHO	SV	IP	AB	H	R	ER	HR	HB	BB	SO	WP	AVG
Bootcheck,C	9.00	0	0	1	0	0	0	0	1.0	5	2	1	1	0	0	0	0	0	.400
Carrasco,H	2.08	1	0	3	0	0	0	0	4.1	14	2	1	1	1	0	2	2	0	.143
Donnelly,B	7.36	0	0	3	0	0	0	0	3.2	14	4	3	3	1	0	1	2	0	.286
Escobar,K	2.45	1	1	2	2	0	0	0	11.0	41	9	3	3	0	1	2	10	0	.220
Gregg,K	7.27	0	1	3	1	0	0	0	8.2	39	15	7	7	2	1	3	6	0	.385
Jones,G	0.00	0	0	1	0	0	0	0	2.0	9	3	1	0	0	0	0	0	0	.333
Lackey,J	3.38	0	1	1	1	0	0	0	8.0	25	4	3	3	0	0	2	8	0	.160
Rodriguez,F	0.00	0	0	4	0	0	2	4.1	14	1	0	0	0	0	0	1	5	0	.071
Romero,J	3.00	0	0	4	0	0	0	0	3.0	10	3	1	1	1	0	3	2	0	.300
Santana,E	4.95	1	0	3	3	0	0	0	20.0	72	18	11	11	1	2	3	16	0	.250
Saunders,J	18.90	0	1	1	1	0	0	0	3.1	17	8	7	7	0	0	3	5	0	.471
Shields,R	1.93	0	1	4	0	0	0	0	4.2	16	3	1	1	0	0	1	3	1	.188
Weaver,Jef	30.86	0	1	1	1	0	0	0	2.1	14	8	8	8	1	1	2	4	0	.571
Yan,E	1.59	0	0	2	0	0	0	0	5.2	17	2	1	1	0	0	4	5	2	.118
TOTALS	5.16	3	6	9	9	0	0	2	82.0	307	82	48	47	7	5	27	68	3	.267



CLEVELAND INDIANS



CLUB DIRECTORY

Cleveland Indians

Jacobs Field
2401 Ontario Street
Cleveland, OH 44115
(216) 420-4200
Seating Capacity: 43,415
2006 Record:
78-84 -4th in AL Central



ERIC WEDGE

President and C.E.O.	Lawrence J. Dolan
President	Paul J. Dolan
Executive Vice President, General Manager	Mark Shapiro
Assistant General Manager, Scouting Operations	John Mirabelli
Assistant General Manager	Chris Antonetti
Vice President Public Relations	Bob DiBasio
Director, Media Relations	Bart Swain
Director of Team Travel	Mike Seghi
Field Manager	Eric Wedge
	Named: Oct. 29, 2002, replacing Joel Skinner
Clubhouse Manager	Tony Amato
Visiting Clubhouse Manager	William Jenks

2006 RECAP

DATE	SITE	SCORE	WP	LP
6/2	Cleveland	10-3	JD Weaver	Johnson
6/3	Cleveland	2-14	Lee	Escobar
6/4	Cleveland	14-2	Lackey	Sabathia
7/17	Anaheim	10-5	Moseley	Westbrook
7/18	Anaheim	7-5	Saunders	Lee
7/19	Anaheim	4-6	Byrd	Lackey
8/8	Cleveland	5-4	Donnelly	Betancourt
8/9	Cleveland	0-4	WESTBROOK	Lackey
8/10	Cleveland	2-14	Lee	Santana

2007 SCHEDULE

DAY	DATE	SITE	TIME	DAY	DATE	SITE	TIME
Tues.	4/10	Cleveland	4:05 p.m.	Thurs.	9/6	Anaheim	7:05 p.m.
Wed.	4/11	Cleveland	4:05 p.m.	Fri.	9/7	Anaheim	7:05 p.m.
Thurs.	4/12	Cleveland	9:05 a.m.	Sat.	9/8	Anaheim	6:05 p.m.
Tues.	5/8	Anaheim	7:05 p.m.	Sun.	9/9	Anaheim	12:35 p.m.
Wed.	5/9	Anaheim	7:05 p.m.	(All Times PST)			
Thurs.	5/10	Anaheim	12:35 p.m.				

ALL-TIME SERIES RESULTS

(Angels Listed First)

Year	Home	Road	Totals	Year	Home	Road	Totals	Year	Home	Road	Totals
1961	5-4	3-6	8-10	1976	5-1	2-4	7-5	1991	2-4	5-1	7-5
1962	4-5	5-4	9-9	1977	3-2	3-2	6-4	1992	3-3	3-3	6-6
1963	4-5	4-5	8-10	1978	4-1	2-3	6-4	1993	4-2	1-5	5-7
1964	5-4	4-5	9-9	1979	2-4	4-2	6-6	1994	0-3	0-2	0-5
1965	6-3	3-6	9-9	1980	3-3	1-3	4-6	1995	2-1	1-1	3-2
1966	6-3	4-5	10-8	1981	5-1	2-4	7-5	1996	3-3	1-6	4-9
1967	7-2	7-2	14-4	1982	5-1	3-3	8-4	1997	2-3	5-1	7-4
1968	2-7	5-4	7-11	1983	3-3	5-1	8-4	1998	2-4	2-3	4-7
1969	5-1	3-3	8-4	1984	3-3	5-1	8-4	1999	1-5	0-4	1-9
1970	4-2	2-4	6-6	1985	5-1	3-3	8-4	2000	2-1	1-5	3-6
1971	4-2	4-2	8-4	1986	3-4	3-2	6-6	2001	1-2	4-2	5-4
1972	4-2	4-2	8-4	1987	4-2	3-3	7-5	2002	3-3	3-0	6-3
1973	2-4	3-3	5-7	1988	3-3	5-1	8-4	2003	3-0	3-3	6-3
1974	0-6	3-3	3-9	1989	4-2	1-5	5-7	2004	1-5	3-0	4-5
1975	0-6	3-3	3-9	1990	3-3	4-2	7-5	2005	3-2	2-1	5-3
								2006	2-1	3-3	5-4
Totals	147-132	140-136	287-268								

CLEVELAND INDIANS

WON-LOST RECORDS AT STADIUMS

Wrigley Field:	5-4	.556	Cleveland Stadium	112-105	.516
Dodger Stadium	19-17	.528	Jacobs Field	28-31	.475
Anaheim Stadium	105-88	.544			
Angel Stadium	18-23	.439			

Most Runs, Game	By Angels — 21 (21-2, April 30, 2002 at Jacobs Field) By Cleveland — 15 (15-3, April 11, 1997 at Jacobs Field)
Widest Margin Victory	By Angels — 19 Runs (21-2, April 30, 2002 at Jacobs Field) By Cleveland— 13 runs (14-1, Aug. 29, 1970 at Cleveland Stadium)
Longest Winning Streak	By Angels — 7 (June 9-21, 1964 & Aug. 16, 1969 - June 6, 1970) By Cleveland — 10 (Aug. 22, 1964-June 20, 1965 & July 18 - July 7, 1974)
Attendance High	At Angel Stadium: 44,020, July 18, 2006 At Anaheim Stadium: 52,329, July 4, 1993 At Jacobs Field: 43,399, Sept. 1, 1999

ANGELS VS. CLEVELAND IN 2006

BATTER	AVG	G	AB	R	H	2B	3B	HR	RBI	SH	SF	HP	BB	SO	SB	CS	GI		
																	DP	E	
Anderson,G	.241	8	29	3	7	1	0	3	9	0	1	0	2	2	1	0	2	0	
Aybar,E	.500	3	2	0	1	1	0	0	1	0	0	0	0	0	0	0	0	0	
Cabrera,O	.250	9	36	7	9	2	0	1	3	0	0	0	3	6	1	0	1	2	
Figgins,D	.406	8	32	3	13	0	0	1	2	0	1	0	5	6	6	2	0	0	
Guerrero,V	.457	9	35	9	16	0	0	3	9	0	0	0	2	5	1	1	2	2	
Izturis,M	.400	6	25	6	10	1	0	0	1	0	0	0	0	2	1	1	2	1	
Kendrick,H	.294	4	17	0	5	0	0	0	2	0	0	0	0	5	0	0	0	0	
Kennedy,A	.250	7	24	2	6	1	0	0	4	0	0	0	0	4	2	0	2	1	
McPherson,D	.333	3	6	3	2	0	0	2	3	0	0	0	1	1	1	0	0	1	
Molina,J	.250	4	12	0	3	1	0	0	0	0	0	1	0	4	0	0	0	0	
Morales,K	.409	5	22	3	9	3	0	0	4	0	0	0	0	1	1	0	1	0	
Murphy,T	.000	5	2	0	0	0	0	0	1	0	1	0	0	1	0	0	0	0	
Napoli,M	.125	7	16	6	2	0	0	1	2	0	0	0	7	5	0	1	0	1	
Pride,C	1.000	1	1	0	1	1	0	0	0	0	0	0	0	0	0	0	0	0	
Quinlan,R	.313	6	16	1	5	2	0	0	0	0	0	0	0	1	0	0	1	0	
Rivera,J	.375	8	32	7	12	2	0	4	10	0	1	0	0	4	0	0	0	0	
Salmon,T	.235	5	17	4	4	1	0	0	2	0	0	2	1	3	0	0	0	0	
TOTALS	.324	9	324	54	105	16	0	15	53	0	4	3	21	50	14	5	11	9	

PITCHER	ERA	W	L	G	GS	CG	SHO	SV	IP	AB	H	R	ER	HR	HB	BB	SO	WP	OPP
																			AVG
Carrasco,H	7.11	0	0	3	0	0	0	0	6.1	29	9	5	5	2	1	0	5	1	.310
Donnelly,B	1.35	1	0	5	0	0	0	0	6.2	25	5	3	1	2	0	2	6	1	.200
Escobar,K	3.18	0	1	1	1	0	0	0	5.2	23	6	8	2	1	1	5	6	2	.261
Gregg,K	7.56	0	0	6	0	0	0	0	8.1	40	15	7	7	1	0	4	9	0	.375
Lackey,J	4.08	1	2	3	3	0	0	0	17.2	68	21	9	8	1	1	12	17	1	.309
Mosley,D	7.20	1	0	1	1	0	0	0	5.0	24	10	4	4	2	0	0	2	0	.417
Rodriguez,F	7.71	0	0	3	0	0	0	2	2.1	11	4	2	2	2	0	0	2	0	.364
Romero,J	20.25	0	0	4	0	0	0	0	4.0	18	8	10	9	0	0	4	2	0	.444
Santana,E	27.00	0	1	1	1	0	0	0	0.1	2	1	1	1	0	0	0	1	0	.500
Saunders,J	1.29	1	0	1	1	0	0	0	7.0	23	4	2	1	0	0	4	5	0	.174
Shields,R	0.00	0	0	3	0	0	0	0	2.2	9	1	0	0	0	0	0	2	0	.111
Weaver,JD	4.50	1	0	2	2	0	0	0	12.0	44	10	4	4	1	0	4	11	0	.227
TOTALS	5.31	5	4	9	9	0	0	2	78.0	316	94	57	46	12	3	35	68	5	.297

DETROIT TIGERS



CLUB DIRECTORY

Detroit Tigers
 Comerica Park
 2100 Woodward Avenue
 Detroit, MI 48201
 (313) 962-4000
 Seating Capacity: 41,070
 2006 Record:
 95-67 – 2nd in AL Central



JIM LEYLAND

Owner Michael Ilitch
 President/General Manager/C.E.O. David Dombroski
 Vice President/Asst. General Manager Al Avila
 Manager Baseball Media Relations Brian Britten
 Traveling Secretary Bill Brown
 Field Manager Jim Leyland
 Named: Oct. 4, 2005, replacing Alan Trammell
 Clubhouse Manager Jim Schmakel
 Assistant Manager, Visiting Clubhouse John Nelson

2006 RECAP

DATE	SITE	SCORE	WP	LP
4/24	Anaheim	3-0	Santana	Rogers
4/25	Anaheim	2-5	Bonderman	Carrasco
4/26	Anaheim	4-0	Lackey	Maroth
5/3	Detroit	1-2	Zumaya	JF Weaver
5/4	Detroit	7-2	Gregg	Verlander
9/1	Detroit	0-9	Rogers	Santana
9/2	Detroit	7-2 (10)	Rodriguez	Jones
9/3	Detroit	2-1	Escobar	Ledezma

2007 SCHEDULE

DAY	DATE	SITE	TIME	DAY	DATE	SITE	TIME
Mon.	4/23	Anaheim	7:05 p.m.	Fri.	7/27	Anaheim	7:05 p.m.
Tues.	4/24	Anaheim	12:35 p.m.	Sat.	7/28	Anaheim	12:55 p.m.
Tues.	5/22	Detroit	4:05 p.m.	Sun.	7/29	Anaheim	12:35 p.m.
Wed.	5/23	Detroit	4:05 p.m.				
Thurs.	5/24	Detroit	10:05 a.m.				

(All Times PST)

ALL-TIME SERIES RESULTS

(Angels Listed First)

Year	Home	Road	Totals	Year	Home	Road	Totals	Year	Home	Road	Totals
1961	3-6	1-8	4-14	1976	4-2	2-4	6-6	1991	3-3	2-4	5-7
1962	4-5	3-6	7-11	1977	1-4	3-2	4-6	1992	4-2	3-3	7-5
1963	3-6	3-6	6-12	1978	1-4	3-3	4-7	1993	2-4	2-4	4-8
1964	5-4	3-6	8-10	1979	2-4	2-4	4-8	1994	1-3	2-1	3-4
1965	5-4	3-6	8-10	1980	1-5	4-2	5-7	1995	2-2	4-0	6-2
1966	3-6	6-3	9-9	1981	2-1	1-2	3-3	1996	5-1	1-5	6-6
1967	5-4	3-6	8-10	1982	2-4	3-3	5-7	1997	4-1	1-5	5-6
1968	3-6	2-7	5-13	1983	2-4	2-4	4-8	1998	4-1	4-2	8-3
1969	4-2	1-5	5-7	1984	1-5	3-3	4-8	1999	2-2	3-3	5-5
1970	2-4	4-2	6-6	1985	4-2	4-2	8-4	2000	3-3	2-2	5-5
1971	4-2	2-4	6-6	1986	4-2	3-3	7-5	2001	2-1	3-3	5-4
1972	3-3	2-4	5-7	1987	2-4	1-5	3-9	2002	5-1	3-0	8-1
1973	4-2	3-3	7-5	1988	3-3	2-4	5-7	2003	3-0	3-1	6-1
1974	4-2	1-5	5-7	1989	6-0	5-1	11-1	2004	5-1	2-1	7-2
1975	3-3	3-2	6-5	1990	3-3	* 2-4	5-7	2005	4-3	2-1	6-4
								2006	2-1	3-2	5-3
								Totals	144-135		264-291

120-156

DETROIT TIGERS

WON-LOST RECORDS AT STADIUMS

Wrigley Field	3-6	.333	Tiger Stadium	102-146	.411
Dodger Stadium	17-19	.472	Comerica Park	18-10	.643
Anaheim Stadium	94-97	.492			
Angel Stadium 30-13	.675				

Most Runs, Game: By Angels - 15 (15-1, May 9, 1981 at Anaheim Stadium)
By Detroit - 15 (15-1, June 28, 1966 at Anaheim Stadium & 15-6, July 31, 1980 at Tiger Stadium)

Widest Margin Victory: By Angels - 14 Runs (15-1, May 9, 1981 at Anaheim Stadium)
By Detroit - 14 Runs (15-1, June 28, 1966 at Anaheim Stadium)

Longest Winning Streak: By Angels - 14 (May 8, 2002-Aug. 23, 2003)
By Detroit - 11 (June 17, 1979-May 30, 1980)

Attendance High: At Angel Stadium: 44,022, May 6, 2005
At Anaheim Stadium: 59,502, June 8, 1991
At Tiger Stadium: 52,682, June 14, 1970
At Comerica Park: 38,688, Sept. 3, 2006

ANGELS VS. DETROIT IN 2006

BATTER	AVG	G	AB	R	H	2B	3B	HR	RBI	SH	SF	HP	BB	SO	SB	CS	GI		
																	DP	E	
Alfonzo,E	.000	2	7	0	0	0	0	0	0	0	0	0	1	0	0	0	0	0	0
Anderson,G	.250	7	28	3	7	3	0	0	2	0	0	0	3	3	0	0	0	0	0
Aybar,E	.000	1	1	0	0	0	0	0	0	0	0	0	0	1	0	0	0	0	0
Cabrera,O	.250	8	32	5	8	1	0	1	5	0	1	0	2	4	2	0	2	1	1
Erstad,D	.200	4	5	0	1	0	0	0	0	1	0	0	1	2	0	0	0	0	0
Figgins,D	.276	8	29	4	8	2	1	0	3	0	0	0	6	6	2	3	0	2	2
Guerrero,V	.387	8	31	3	12	1	0	3	8	0	1	0	3	4	0	0	0	0	0
Izturis,M	.125	2	8	2	1	0	0	0	0	0	0	0	2	1	0	0	0	0	1
Kendrick,H	.043	6	23	1	1	0	0	0	1	0	0	1	0	6	0	0	0	0	0
Kennedy,A	.176	5	17	1	3	1	0	0	0	0	0	0	2	2	0	0	0	0	0
Kotchman,C	.143	4	7	1	1	0	0	1	1	1	0	0	0	1	0	0	1	0	0
Mathis,J	.250	3	4	1	1	0	0	0	0	0	0	0	0	0	0	0	0	0	0
Molina,J	.000	6	15	0	0	0	0	0	0	0	0	0	0	3	0	0	0	0	0
Murphy,T	.500	1	4	1	2	0	0	0	1	0	0	0	0	0	0	0	0	0	0
Napoli,M	.200	2	5	1	1	0	0	1	1	0	0	0	1	0	0	0	0	0	0
Pride,C	.000	2	1	0	0	0	0	0	0	0	0	0	1	1	0	0	0	0	0
Quinlan,R	.154	5	13	0	2	0	0	0	0	0	0	0	0	1	0	0	0	0	0
Rivera,J	.250	3	12	1	3	0	0	0	1	0	0	0	1	0	0	0	0	0	0
Salmon,T	.286	5	14	2	4	0	0	1	2	0	0	1	2	2	0	0	2	0	2
Willits,R	.000	4	3	0	0	0	0	0	0	0	0	0	2	0	0	0	0	0	0
TOTALS	.212	8	259	26	55	8	1	7	25	2	2	2	27	37	4	3	5	4	4
PITCHER	ERA	W	L	G	GS	CG	SHO	SV	IP	AB	H	R	ER	HR	HB	BB	SO	WP	AVG
Bootcheck,C	18.00	0	0	1	0	0	0	0	2.0	9	4	4	4	2	0	3	1	0	.444
Carrasco,H	9.00	0	1	1	1	0	0	0	5.0	21	7	5	5	1	0	1	3	1	.333
Donnelly,B	4.50	0	0	2	0	0	0	0	2.0	6	1	1	1	0	0	1	1	0	.167
Escobar,K	0.00	1	0	1	1	0	0	0	8.0	27	2	1	0	0	0	2	7	0	.074
Gregg,K	0.75	1	0	3	1	0	0	0	12.0	40	6	1	1	0	0	2	6	0	.150
Lackey,J	0.00	1	0	1	1	0	0	0	8.0	23	1	0	0	0	0	5	8	0	.043
Rodriguez,F	0.00	1	0	4	0	0	0	2	4.2	16	2	0	0	0	0	0	9	1	.125
Santana,E	4.50	1	1	2	2	0	0	0	10.0	41	12	5	5	1	1	3	17	1	.293
Saunders,J	1.23	0	0	1	1	0	0	0	7.1	26	5	1	1	0	0	0	5	0	.192
Shields,S	2.45	0	0	4	0	0	0	0	3.2	16	6	1	1	0	0	2	3	1	.375
Weaver,Jef	2.45	0	1	1	1	0	0	0	7.1	25	5	2	2	1	0	2	4	0	.200
Yan,E	0.00	0	0	1	0	0	0	0	1.0	3	0	0	0	0	0	0	0	0	.000
TOTALS	2.54	5	3	8	8	0	2	2	71.0	253	51	21	20	5	1	21	64	4	.202

KANSAS CITY ROYALS



CLUB DIRECTORY

Kansas City Royals
 Kauffman Stadium
 PO Box 419969-64129
 Kansas City, MO 64129
 (816) 921-8000
 Seating Capacity: 40,785
 2006 Record:
 62-100 – 5th in AL Central



BUDDY BELL

Chairman/Owner David E. Glass
 President Dan Glass
 Senior Vice President and General Manager Dayton Moore
 Vice President – Baseball Operations, Assistant GM Dean Taylor
 Vice President, Communications and Broadcasting Mike Swanson
 Vice President, Public Relations Toby Cook
 Manager of Media Relations David Holtzman
 Senior Director, Team Travel/Clubhouse Operations Jeff Davenport
 Field Manager Buddy Bell
 Named: May 21, 2005, Replacing Tony Pena
 Visiting Clubhouse Manager Chuck Hawke

2006 RECAP

DATE	SITE	SCORE	WP	LP
6/12	Anaheim	4-3	Santana	Keppel
6/13	Anaheim	4-1	JD Weaver	Duckworth
6/14	Anaheim	3-4	Redman	Shields
6/15	Anaheim	3-2 (10)	Carrasco	Dessens
7/20	Kansas City	4-9	Dessens	Gregg
7/21	Kansas City	3-8	Hernandez	Colon
7/22	Kansas City	4-3 (10)	Shields	Wellemeyer
7/23	Kansas City	3-1	JD Weaver	Duckworth
9/19	Kansas City	5-2	Saunders	De La Rosa
9/20	Kansas City	3-0	Escobar	Perez

2007 SCHEDULE

DAY	DATE	SITE	TIME	DAY	DATE	SITE	TIME
Mon.	4/30	Kansas City	5:10 p.m.	Mon.	6/25	Anaheim	7:05 p.m.
Tues.	5/1	Kansas City	5:10 p.m.	Tues.	6/26	Anaheim	7:05 p.m.
Wed.	5/2	Kansas City	5:10 p.m.	Wed.	6/27	Anaheim	12:35 p.m.
Thurs.	5/3	Kansas City	11:10 a.m.				

(All Times PST)

ALL-TIME SERIES RESULTS

(Angels Listed First)

Year	Home	Road	Totals	Year	Home	Road	Totals	Year	Home	Road	Totals
1969	5-4	4-5	9-9	1982	6-1	1-5	7-6	1994	5-2	1-2	6-4
1970	5-4	5-4	10-8	1983	2-4	4-3	6-7	1995	1-5	4-2	5-7
1971	2-7	6-3	8-10	1984	3-4	3-3	6-7	1996	1-6	3-2	4-8
1972	5-4	4-2	9-6	1985	2-4	2-5	4-9	1997	3-3	3-2	6-5
1973	5-4	5-4	10-8	1986	5-2	3-3	8-5	1998	2-3	4-2	6-5
1974	3-6	5-4	8-10	1987	1-5	4-3	5-8	1999	3-3	4-2	7-5
1975	1-8	3-6	4-14	1988	1-6	4-2	5-8	2000	4-2	2-4	6-6
1976	4-5	4-5	8-10	1989	3-3	1-6	4-9	2001	5-1	0-3	5-4
1977	1-6	5-3	6-9	1990	3-4	4-2	7-6	2002	3-0	3-3	6-3
1978	6-2	3-4	9-6	1991	5-1	4-3	9-4	2003	4-3	2-0	6-3
1979	2-4	5-2	7-6	1992	5-2	3-3	8-5	2004	3-0	4-0	7-0
1980	3-4	2-4	5-8	1992	5-2	3-3	8-5	2005	4-2	3-0	7-2
1981	0-3	0-3	0-6	1993	3-3	3-4	6-7	2006	3-1	4-2	7-3
								Totals	122-131	124-115	246-246

KANSAS CITY ROYALS

WON-LOST RECORDS AT STADIUMS

Anaheim Stadium	91-116	.440	Municipal Stadium:	19-14	.576
Angel Stadium	31-15	.674	Kauffman Stadium	105-101	.510

Most Runs, Game
By Angels — 21 (21-6, Aug. 25, 2004 at Angel Stadium)
By Kansas City — 18 (18-3, Aug. 10, 1996 at Anaheim Stadium)

Widest Margin Victory
By Angels — 15 Runs (18-3, Sept. 18, 1986 at Anaheim Stadium & 21-6, Aug. 25, 2004 at Angel Stadium)
By Kansas City — 15 Runs (18-3, Aug. 10, 1996 at Anaheim Stadium)

Longest Winning Streak
By Angels — 9 (Oct. 4, 1991-Aug. 4, 1992; 1st game)
By Kansas City — 12 (May 1-Sept. 12, 2nd Game, 1975)

Attendance High
At Angel Stadium: 43,929, May 28, 2005
At Anaheim Stadium: 63,132, July 4, 1983
At Kauffman Stadium: 41,451, June 30, 1979

ANGELS VS. KANSAS CITY IN 2006

BATTER	AVG	G	AB	R	H	2B	3B	HR	RBI	SH	SF	HP	BB	SO	SB	CS	GI		
																	DP	E	
Anderson,G	.158	10	38	2	6	1	0	0	2	0	1	0	1	8	0	0	0	0	
Cabrera,O	.289	10	38	3	11	2	0	0	6	0	1	1	3	4	1	0	1	1	
Erstad,D	.083	6	12	0	1	0	0	0	1	0	0	0	2	3	0	0	1	0	
Figgins,D	.172	10	29	6	5	0	0	0	1	1	0	0	6	3	3	2	0	1	
Guerrero,V	.231	10	39	3	9	2	0	2	8	0	0	0	1	4	0	0	5	0	
Izturis,M	.200	8	20	4	4	1	1	1	3	0	0	0	2	1	0	0	0	0	
Kendrick,H	.200	4	15	1	3	3	0	0	2	0	0	0	1	2	0	0	0	0	
Kennedy,A	.182	8	22	1	4	3	0	0	1	2	0	0	3	2	0	0	2	1	
McPherson,D	.429	3	7	2	3	1	0	0	2	0	0	0	3	3	0	0	0	0	
Molina,J	.400	3	10	0	4	1	0	0	0	0	0	0	1	0	0	0	0	2	
Morales,K	.150	6	20	2	3	1	0	0	0	0	0	0	2	4	0	0	0	2	
Murphy,T	.000	1	0	1	0	0	0	0	0	0	0	0	0	0	1	0	0	0	
Napoli,M	.136	9	22	5	3	1	0	0	1	0	0	0	7	10	0	0	0	1	
Quinlan,R	.333	5	12	2	4	1	0	2	6	0	0	0	2	1	0	0	0	1	
Rivera,J	.208	7	24	2	5	3	0	0	0	0	0	1	2	1	0	0	1	0	
Salmon,T	.400	3	5	1	2	1	0	0	0	0	0	0	2	1	0	0	0	0	
Willits,R	.500	2	4	1	2	0	0	0	1	0	0	0	1	1	1	1	0	0	
PITCHERS	.000	10	0	0	0	0	0	0	0	0	0	0	0	0	0	0	0	2	
TOTALS	.218	10	317	36	69	21	1	5	34	3	2	2	38	49	6	3	10	11	
PITCHER	ERA	W	L	G	GS	CG	SHO	SV	IP	AB	H	R	ER	HR	HB	BB	SO	WP	AVG
Bootcheck,C	0.00	0	0	1	0	0	0	0	1.2	5	0	0	0	0	0	0	2	0	.000
Carrasco,H	4.50	1	0	3	0	0	0	0	4.0	15	5	3	2	0	0	0	1	1	.333
Colon,B	4.50	0	1	1	1	0	0	0	6.0	23	4	4	3	1	0	2	1	0	.174
Donnelly,B	54.00	0	0	2	0	0	0	0	0.2	4	3	5	4	1	1	3	1	0	.750
Escobar,K	2.14	1	0	3	3	0	0	0	21.0	79	18	6	5	1	0	4	13	0	.228
Gregg,K	0.00	0	1	1	0	0	0	0	1.1	5	1	1	0	0	0	0	1	0	.200
Lackey,J	0.00	0	0	1	1	0	0	0	7.0	26	4	1	0	0	0	1	8	0	.154
Rodriguez,F	0.00	0	0	7	0	0	0	6	7.2	25	2	0	0	0	0	7	15	4	.080
Romero,J	13.50	0	0	2	0	0	0	0	0.2	3	1	1	1	0	0	0	0	0	.333
Santana,E	5.73	1	0	2	0	0	0	0	11.0	41	11	7	7	1	0	9	8	2	.268
Saunders,J	1.29	1	0	1	1	0	0	0	7.0	27	7	1	1	0	0	3	8	0	.259
Shields,R	2.16	1	1	7	0	0	0	0	8.1	30	6	2	2	0	0	2	8	1	.200
Weaver,Jef	0.00	1	0	1	1	0	0	0	7.0	26	5	1	0	0	0	1	5	0	.192
TOTALS	2.60	7	3	10	10	0	1	6	90.0	331	70	33	26	4	2	36	75	8	.211



MINNESOTA TWINS



CLUB DIRECTORY

Minnesota Twins
 Hubert H. Humphrey Metrodome
 34 Kirby Puckett Place
 Minneapolis, MN 55415
 (612) 375-1366
 www.twinsbaseball.com
 Seating Capacity: 46,632
 2006 Record:
 96-66 - 1st in Central



RON GARDENHIRE

Owner Carl R. Pohlad
 President, Twins Sports, Inc. Jerry Bell
 President, Minnesota Twins Dave St. Peter
 Vice President/General Manager Terry Ryan
 Vice President/Assistant General Manager Bill Smith
 Manager, Baseball Communications Mike Herman
 Manager, Media and Player Relations Dustin Morse
 Manager, Publications and Media Services Molly Gallatin
 Director of Team Travel and Baseball Communications Remzi Kiratti
 Field Manager Ron Gardenhire
 Named: Jan. 4, 2002, replacing Tom Kelly
 Equipment Manager Brock Simon
 Visiting Clubhouse Manager Troy Matchan

2006 RECAP

DATE	SITE	SCORE	WP	LP
4/18	Minnesota	8-2	Escobar	Silva
4/19	Minnesota	10-12 (10)	Nathan	Romero
4/20	Minnesota	6-4	Gregg	Crain
5/29	Anaheim	4-3 (11)	Shields	Crain
5/30	Anaheim	6-3	JF Weaver	Baker
5/31	Anaheim	1-7	Liriano	Santana

2007 SCHEDULE

DAY	DATE	SITE	TIME	DAY	DATE	SITE	TIME
Mon.	6/4	Anaheim	7:05 p.m.	Fri.	8/10	Anaheim	7:05 p.m.
Tues.	6/5	Anaheim	7:05 p.m.	Sat.	8/11	Anaheim	6:05 p.m.
Wed.	6/6	Anaheim	12:35 p.m.	Sun.	8/12	Anaheim	12:35 p.m.
Fri.	7/20	Minnesota	5:10 p.m.				
Sat.	7/21	Minnesota	4:10 p.m.				
Sun.	7/22	Minnesota	11:10 a.m.				

(All Times PST)

ALL-TIME SERIES RESULTS

(Angels Listed First)

Year	Home	Road	Totals	Year	Home	Road	Totals	Year	Home	Road	Totals
1961	5-4	3-5	8-9	1976	3-6	5-4	8-10	1991	3-3	5-2	8-5
1962	3-6	6-3	9-9	1977	5-2	2-6	7-8	1992	1-6	1-5	2-11
1963	4-5	5-4	9-9	1978	6-2	6-1	12-3	1993	3-3	1-6	4-9
1964	5-4	7-2	12-6	1979	4-2	5-2	9-4	1994	1-2	2-1	3-3
1965	5-4	4-5	9-9	1980	5-2	2-4	7-6	1995	4-2	4-3	8-5
1966	6-3	5-4	11-7	1981	1-1	2-2	3-3	1996	3-3	1-5	4-8
1967	3-6	4-5	7-11	1982	4-3	3-3	7-6	1997	2-3	2-4	4-7
1968	3-6	4-5	7-11	1983	1-5	5-2	6-7	1998	2-3	4-2	6-5
1969	4-5	3-6	7-11	1984	2-5	2-4	4-9	1999	3-3	3-1	6-4
1970	3-6	5-4	8-10	1985	4-2	5-2	9-4	2000	2-2	5-1	7-3
1971	4-5	8-1	12-6	1986	4-3	3-3	7-6	2001	2-4	1-2	3-6
1972	5-4	2-4	7-8	1987	4-2	4-3	8-5	2002	1-2	3-3	4-5
1973	5-4	5-4	10-8	1988	2-5	2-4	4-9	2003	4-2	1-2	5-4
1974	6-3	2-7	8-10	1989	5-1	6-1	11-2	2004	2-1	3-3	5-4
1975	4-5	4-5	8-10	1990	6-1	3-3	9-4	2005	2-1	4-3	6-4
								2006	2-1	2-1	4-2
Totals	158-153	164-152	322-305								

MINNESOTA TWINS

WON-LOST RECORDS AT STADIUMS

Wrigley Field	5-4	.556	Metropolitan Stadium	93-86	.520
Dodger Stadium	17-19	.472	The Metrodome	71-66	.518
Anaheim Stadium	116-111	.511			
Angel Stadium	20-19	.513			

Most Runs, Game
By Angels — 17 (17-0, April 23, 1980 at Metropolitan Stadium)
By Minnesota — 15 (15-5, May 15, 1976 at Anaheim Stadium)

Widest Margin Victory
By Angels — 17 Runs (17-0, April 23, 1980 at Metropolitan Stadium)
By Minnesota — 12 Runs (13-1, April 20, 1990 at The Metrodome)

Longest Winning Streak
By Angels — 8 (July 12-Sept. 26, 1964 and April 12-Aug. 4, 1978)
By Minnesota — 9 (Aug. 10, 1966-May 21, 1967)

Attendance High
At Angel Stadium: 44,008, July 4, 2005
At Anaheim Stadium: 61,640, April 17, 1982
At The Metrodome: 52,625, Oct. 1, 1988

ANGELS VS. MINNESOTA IN 2006

BATTER	AVG	G	AB	R	H	2B	3B	HR	RBI	SH	SF	HP	BB	SO	SB	CS	DP	E	GI
Alfonzo,E	.500	1	4	1	2	0	0	0	0	0	0	0	0	0	0	0	0	0	0
Anderson,G	.318	6	22	1	7	1	0	0	5	0	1	0	4	3	0	0	2	0	0
Aybar,E	.000	1	1	0	0	0	0	0	0	0	0	0	0	1	0	0	0	0	0
Cabrera,O	.423	6	26	6	11	4	0	1	6	0	0	0	3	2	0	0	0	1	0
Erstad,D	.429	3	14	3	6	2	0	0	1	0	0	0	0	0	0	0	0	0	0
Figgins,D	.259	6	27	6	7	1	0	1	4	0	0	0	3	2	1	0	1	0	0
Guerrero,V	.148	6	27	2	4	0	0	0	3	0	1	0	0	2	0	0	1	1	1
Izturis,M	.333	3	6	3	2	0	0	0	1	1	0	1	1	1	2	0	0	1	0
Kennedy,A	.429	6	21	4	9	2	0	0	5	0	1	0	0	1	0	0	0	0	0
Kotchman,C	.214	3	14	3	3	0	0	0	3	0	0	0	0	1	0	0	0	0	0
Mathis,J	.143	2	7	2	1	1	0	0	1	0	0	0	2	2	0	0	0	0	0
McPherson,D	.200	3	10	0	2	0	0	0	0	0	0	0	0	5	0	0	0	0	0
Molina,J	.400	4	10	1	4	1	0	0	2	0	0	1	3	3	0	0	0	1	0
Morales,K	.000	3	13	0	0	0	0	0	0	0	0	0	0	2	0	0	1	0	0
Murphy,T	.000	1	0	1	0	0	0	0	0	0	0	0	0	0	0	0	0	0	0
Napoli,M	1.000	2	1	0	1	0	0	0	0	0	0	0	0	0	0	0	0	0	0
Quinlan,R	.000	1	2	0	0	0	0	0	0	0	0	0	0	1	0	0	0	1	0
Rivera,J	.333	2	6	2	2	1	0	1	2	0	0	0	1	1	0	0	0	1	0
Salmon,T	.000	2	6	0	0	0	0	0	0	0	0	0	2	2	0	0	0	0	0
TOTALS	.281	6	217	35	61	13	0	3	33	1	3	2	19	29	3	0	5	6	

PITCHER	ERA	W	L	G	GS	CG	SHO	SV	IP	AB	H	R	ER	HR	HB	BB	SO	WP	AVG
Bootcheck,C	---	0	0	0	0	0	0	0	0.0	0	0	0	0	0	0	0	0	0	.000
Carrasco,H	13.50	0	0	2	1	0	0	0	4.0	20	9	6	6	0	0	3	4	0	.450
Donnelly,B	3.86	0	0	3	0	0	0	0	2.1	12	4	2	1	1	0	3	3	0	.333
Escobar,K	2.70	1	0	1	1	0	0	0	6.2	26	7	2	2	0	0	2	10	0	.269
Gregg,K	2.25	1	0	1	0	0	0	0	4.0	14	3	1	1	0	0	2	3	0	.214
Lackey,J	2.25	0	0	1	1	0	0	0	8.0	29	7	3	2	1	0	1	7	1	.241
Rodriguez,F	1.69	0	0	4	0	0	0	2	5.1	19	4	1	1	0	0	2	4	0	.211
Romero,J	9.00	0	1	3	0	0	0	0	2.0	7	1	2	2	1	0	2	1	0	.143
Santana,E	4.26	0	1	2	2	0	0	0	12.2	51	16	11	6	0	1	3	8	1	.314
Shields,R	0.00	1	0	3	0	0	0	1	4.2	14	0	0	0	0	0	1	5	0	.000
Weaver,Jef	3.86	1	0	1	1	0	0	0	7.0	27	6	3	3	2	0	0	4	1	.222
TOTALS	3.81	4	2	6	6	0	0	3	56.2	219	57	31	24	5	1	19	49	3	.260



NEW YORK YANKEES



CLUB DIRECTORY

New York Yankees
 Yankee Stadium
 Bronx, NY 10451
 (718) 293-4300
 Seating Capacity: 56,937
 2006 Record:
 97-65 – 1st in AL East



JOE TORRE

Principal Owner George M. Steinbrenner III
 General Partners Harold Z. Steinbrenner and Stephen W. Swindal
 President Randy Levine
 Senior Vice President & General Manager Brian Cashman
 Senior Advisor, Media Relations & Publicity Arthur Richman
 Associate Director of Media Relations Jason Zillo
 Traveling Secretary David Szen
 Field Manager Joe Torre
 Named: Nov. 2, 1995, replacing Buck Showalter
 Equipment Manager Rob Cuccuza
 Assistant Equipment Manager Lou Cuccuza

2006 RECAP

DATE	SITE	SCORE	WP	LP
4/7	Anaheim	4-1	Escobar	Chacon
4/8	Anaheim	3-2	Santana	JOHNSON
4/9	Anaheim	1-10	Mussina	Colon
8/11	New York	7-4	Saunders	Lidle
8/12	New York	2-5	Wright	Escobar
8/13	New York	5-3	JD Weaver	Wang
8/14	New York	2-7	Johnson	Lackey
8/25	Anaheim	6-5	Rodriguez	Myers
8/26	Anaheim	12-7	Santana	Bruney
8/27	Anaheim	8-11	Karstens	Saunders

2007 SCHEDULE

DAY	DATE	SITE	TIME	DAY	DATE	SITE	TIME
Fri.	5/25	New York	4:05 p.m.	Mon.	8/20	Anaheim	7:05 p.m.
Sat.	5/26	New York	10:05 a.m.	Tues.	8/21	Anaheim	7:05 p.m.
Sun.	5/27	New York	10:05 a.m.	Wed.	8/22	Anaheim	7:05 p.m.
Fri.	7/6	New York	4:05 p.m.	(All Times PST)			
Sat.	7/7	New York	12:55 p.m.				
Sun.	7/8	New York	10:05 a.m.				

ALL-TIME SERIES RESULTS

(Angels Listed First)

Year	Home	Road	Totals	Year	Home	Road	Totals	Year	Home	Road	Totals
1961	6-3	0-9	6-12	1976	1-5	4-2	5-7	1991	2-4	4-2	6-6
1962	4-5	4-5	8-10	1977	3-3	1-4	4-7	1992	5-1	2-4	7-5
1963	3-6	2-7	5-13	1978	3-2	2-3	5-5	1993	4-2	2-4	6-6
1964	4-5	3-6	7-11	1979	5-1	2-4	7-5	1994	1-5	3-3	4-8
1965	4-5	2-7	6-12	1980	2-4	0-6	2-10	1995	5-1	2-4	7-5
1966	5-4	6-3	11-7	1981	2-2	0-0	2-2	1996	4-3	3-3	7-6
1967	6-3	3-6	9-9	1982	4-2	3-3	7-5	1997	2-5	2-2	4-7
1968	3-6	3-6	6-12	1983	4-2	1-5	5-7	1998	3-2	3-3	6-5
1969	3-3	0-6	3-9	1984	4-2	4-2	8-4	1999	2-2	4-2	6-4
1970	2-4	3-3	5-7	1985	2-4	1-5	3-9	2000	3-3	2-2	5-5
1971	4-2	2-4	6-6	1986	4-2	3-3	7-5	2001	2-1	2-2	4-3
1972	2-4	2-4	4-8	1987	1-5	2-4	3-9	2002	2-2	1-2	3-4
1973	4-2	2-4	6-6	1988	3-3	3-3	6-6	2003	1-5	2-1	3-6
1974	2-4	1-5	3-9	1989	5-1	1-5	6-6	2004	1-2	4-2	5-4
1975	4-2	3-3	7-5	1990	3-3	3-3	6-6	2005	3-1	3-3	6-4
								2006	4-2	2-2	6-4
								Totals	146-140		253-311
											107-171

NEW YORK YANKEES

WON-LOST RECORDS AT STADIUMS

Wrigley Field	6-3	.667	Old Yankee Stadium	32-70	.314
Dodger Stadium	15-21	.417	Shea Stadium	4-8	.333
Anaheim Stadium	104-96	.520	New Yankee Stadium	71-93	.433
Angel Stadium	21-20	.512			

Most Runs, Game By Angels - 15 (15-6, Aug. 16, 1988 at Yankee Stadium & 15-2, May 25, 1995 at Anaheim Stadium)
By New York - 17 (6-17, Aug. 20, 1996 at Yankee Stadium)

Widest Margin Victory By Angels - 13 Runs (15-2, May 25, 1995 at Anaheim Stadium)
By New York - 12 Runs (15-3, Aug. 14, 1977 at Yankee Stadium)

Longest Winning Streak By Angels - 5 (Aug. 4-31, 1966, May 18-29, 1984 & May 23-June 3, 1995, April 27-July 23, 2005)
By New York - 6 (Aug. 9, 1963 - May 22, 1964 & Sept. 12, 1967 - June 7, 1968)

Attendance High At Angel Stadium: 44,253, Aug. 25, 2006
At Anaheim Stadium: 61,066, May 17, 1985
At Yankee Stadium: 60,108, June 3, 1973

ANGELS VS. NEW YORK IN 2006

BATTER	AVG	G	AB	R	H	2B	3B	HR	RBI	SH	SF	HP	BB	SO	SB	CS	DP	E	GI
Alfonzo,E	.000	1	1	0	0	0	0	0	0	0	0	0	0	0	0	0	0	0	0
Anderson,G	.192	7	26	4	5	1	0	2	5	0	0	0	3	5	0	0	0	0	0
Aybar,E	.250	1	4	1	1	0	0	0	1	0	0	0	0	0	0	0	0	0	2
Cabrera,D	.250	10	36	6	9	3	0	1	6	0	1	0	2	5	4	1	0	1	1
Erstad,D	.125	3	8	0	1	0	0	0	1	0	0	0	0	1	0	0	0	0	0
Figgins,D	.308	10	39	9	12	1	0	1	5	0	0	0	6	5	2	0	0	1	1
Guerrero,V	.378	10	37	6	14	3	1	1	7	0	0	0	5	4	2	1	0	1	1
Izturis,M	.375	6	24	3	9	0	0	1	4	1	0	0	0	5	1	0	2	1	1
Kendrick,H	.591	6	22	6	13	4	0	1	3	0	0	2	4	1	2	0	0	0	0
Kennedy,A	.387	9	31	5	12	2	2	0	6	0	0	1	4	4	3	3	3	0	0
Kotchman,C	.250	3	8	0	2	0	0	0	0	0	0	0	0	2	0	0	0	0	0
Mathis,J	.250	1	4	1	1	0	0	0	0	0	0	0	0	1	0	0	0	0	0
Molina,J	.200	5	15	1	3	2	0	0	2	0	1	0	0	6	0	0	1	0	1
Napoli,M	.214	5	14	2	3	2	0	0	3	0	1	0	3	5	0	1	0	0	0
Pride,C	.000	3	8	1	0	0	0	0	0	0	0	0	1	4	0	0	1	0	0
Quinlan,R	.375	6	16	1	6	0	0	0	0	0	0	0	0	2	0	0	0	0	0
Rivera,J	.333	10	36	3	12	1	0	0	6	0	0	0	4	6	0	1	1	1	1
Salmon,T	.000	3	10	0	0	0	0	0	0	0	0	0	0	4	0	0	1	0	0
Willits,R	.000	2	4	1	0	0	0	0	0	0	0	0	0	1	0	0	0	0	0
TOTALS	.300	10	343	50	103	19	3	7	49	1	3	3	32	61	14	7	9	8	

PITCHER	ERA	W	L	G	GS	CG	SHO	SV	IP	AB	H	R	ER	HR	HB	BB	SO	WP	OPP	AVG
Bootcheck,C	0.00	0	0	1	0	0	0	0	1.1	5	1	0	0	0	0	1	2	0	.200	
Carrasco,H	3.00	0	0	2	0	0	0	0	3.0	15	6	1	1	1	0	0	1	0	.400	
Colon,B	31.50	0	1	1	1	0	0	0	2.0	13	7	8	7	2	0	2	1	0	.538	
Donnelly,B	9.82	0	0	4	0	0	0	0	3.2	14	3	4	4	1	0	1	1	0	.214	
Escobar,K	4.50	1	1	2	2	0	0	0	12.0	47	14	6	6	2	0	3	7	0	.298	
Gregg,K	2.25	0	0	1	0	0	0	0	4.0	16	4	1	1	0	0	0	7	0	.250	
Lackey,J	4.85	0	1	2	2	0	0	0	13.0	56	21	7	7	1	1	7	11	2	.375	
Rodriguez,F	1.50	1	0	6	0	0	0	5	6.0	21	4	1	1	1	0	3	6	1	.190	
Romero,J	4.15	0	0	7	0	0	0	0	4.1	19	7	2	2	0	0	2	2	0	.368	
Santana,E	3.75	2	0	2	2	0	0	0	12.0	43	9	6	5	1	1	6	7	1	.209	
Saunders,J	10.80	1	1	2	2	0	0	0	8.1	36	13	11	10	3	1	5	7	1	.361	
Shields,R	5.19	0	0	6	0	0	0	0	8.2	31	6	5	5	4	0	5	9	1	.194	
Yan,E	4.91	0	0	1	0	0	0	0	3.2	15	5	2	2	1	0	3	3	0	.333	
TOTALS	5.32	6	4	10	10	0	0	5	88.0	350	103	55	52	18	3	41	72	6	.294	



OAKLAND ATHLETICS



CLUB DIRECTORY

Oakland Athletics Baseball Company

McAfee Coliseum
7000 Coliseum Way
Oakland, CA 94621
(510) 638-4900

Seating Capacity: 34,077
2006 Record:
93-69 - 1st in West



BOB GEREN

Co-Owner, Managing Partner.....	Lewis Wolff
President.....	Michael Crowley
Vice President Baseball Operations, General Manager.....	Billy Beane
Assistant General Manager.....	David Forst
Director, Public Relations.....	Jim Young
Manager, Media Relations.....	Kristy Fick
Traveling Secretary.....	Mickey Morabito
Field Manager.....	Bob Geren
Equipment Manager.....	Named: Nov. 17, 2006, replacing Ken Macha
Visiting Clubhouse Manager.....	Steve Vucinich
	Mike Thalblum

2006 RECAP

DATE	SITE	SCORE	WP	LP
4/21	Oakland	3-5	Harden	Romero
4/22	Oakland	5-4	JF Weaver	Haren
4/23	Oakland	4-3	Escobar	Loaiza
5/1	Anaheim	0-1	Zito	Carrasco
5/2	Anaheim	3-10	Halsey	Lackey
7/6	Oakland	5-7	Street	Shields
7/7	Oakland	3-0	LACKEY	Zito
7/8	Oakland	6-4	JD Weaver	Blanton
7/9	Oakland	4-2	Santana	Haren
7/31	Anaheim	1-3	HAREN	Santana
8/1	Anaheim	3-2	Saunders	Blanton
8/2	Anaheim	2-3	Calero	Shields
9/22	Oakland	4-5 (12)	Halsey	Rodriguez
9/23	Oakland	6-2	Lackey	Blanton
9/24	Oakland	7-1	Santana	Haren
9/28	Anaheim	2-0	Lackey	Zito
9/29	Anaheim	6-0	Santana	Loaiza
9/30	Anaheim	7-6	Carrasco	Flores
10/1	Anaheim	10-11 (10)	Gaudin	Bootcheck

2007 SCHEDULE

DAY	DATE	SITE	TIME	DAY	DATE	SITE	TIME
Thurs.	4/5	Anaheim	7:05 p.m.	8/2	Oakland	7:05 p.m.	
Fri.	4/6	Anaheim	7:05 p.m.	Fri.	8/3	Oakland	7:05 p.m.
Sat.	4/7	Anaheim	6:05 p.m.	Sat.	8/4	Oakland	12:55 p.m.
Sun.	4/8	Anaheim	12:35 p.m.	Sun.	8/5	Oakland	1:05 p.m.
Tues.	4/17	Oakland	7:05 p.m.	Mon.	9/3	Anaheim	6:05 p.m.
Wed.	4/18	Oakland	12:35 p.m.	Tues.	9/4	Anaheim	7:05 p.m.
Mon.	7/23	Anaheim	7:05 p.m.	Wed.	9/5	Anaheim	12:35 p.m.
Tues.	7/24	Anaheim	7:05 p.m.	Fri.	9/28	Oakland	7:05 p.m.
Wed.	7/25	Anaheim	12:35 p.m.	Sat.	9/29	Oakland	1:05 p.m.
				Sun.	9/30	Oakland	1:05 p.m.

ALL-TIME SERIES RESULTS

(Angels Listed First)

Year	Home	Road	Totals	Year	Home	Road	Totals	Year	Home	Road	Totals
1968	3-6	2-7	5-13	1980	2-4	1-6	3-10	1994	3-3	0-3	3-6
1981	0-4	2-4	2-8	1993	4-3	2-4	6-7	1995	5-2	1-5	6-7
1969	4-5	2-7	6-12	1982	5-1	4-3	9-4	1996	2-4	4-3	6-7
1970	4-5	4-5	8-10	1983	3-4	2-4	5-8	1997	5-1	6-0	11-1
1971	2-7	5-4	7-11	1984	2-4	5-2	7-6	1998	3-3	2-4	5-7
1972	4-5	4-5	8-10	1985	4-3	2-4	6-7	1999	5-1	3-3	8-4
1973	2-7	4-5	6-12	1986	5-1	5-2	10-3	2000	3-3	2-5	5-8
1974	4-5	2-7	6-12	1987	2-5	4-2	6-7	2001	3-7	3-7	6-14
1975	4-5	3-6	7-11	1988	3-3	1-6	4-9	2002	6-4	3-7	10-10
1976	3-6	3-6	6-12	1989	3-4	2-4	5-8	2003	5-5	3-7	8-12
1977	4-4	1-6	5-10	1990	1-5	3-4	4-9	2004	5-5	5-4	10-9
1978	4-3	5-3	9-6	1991	1-6	0-6	1-12	2005	5-4	5-5	10-9
1979	5-2	5-1	10-3	1992	3-3	2-5	5-8	2006	4-5	7-3	11-8
								Totals	135-157	119-174	254-331



OAKLAND ATHLETICS

WON-LOST RECORDS AT STADIUMS

Anaheim Stadium 100-125 .444 Oakland Coliseum: 119-174 .399
 Angel Stadium 35-32 .522 (McAfee Coliseum)

Most Runs, Game By Angels — 17 (17-6, July 4, 1979 at Anaheim Stadium)
 By Oakland — 18 (18-2, June 27, 1996 at Anaheim Stadium)

Widest Margin Victory By Angels — 12 Runs (13-1, April 21, 1979 & July 28, 1982 at Anaheim Stadium)
 By Oakland — 16 Runs (18-2, June 27, 1996 at Anaheim Stadium)

Longest Winning Streak By Angels — 12 (Sept. 18, 1996-Sept. 17, 1997)
 By Oakland — 10 (May 26-Sept. 3, 1974 & April 26, 1991-April 20, 1992)

Attendance High At Angel Stadium: 43,880, April 23, 2005
 At Anaheim Stadium: 61,696, Aug. 11, 1989
 At Oakland Coliseum: 55,601, July 5, 2003

ANGELS VS. OAKLAND IN 2006

BATTER	AVG	G	AB	R	H	2B	3B	HR	RBI	SH	SF	HP	BB	SO	SB	CS	DP	E
Alfonzo,E	.182	3	11	0	2	0	0	0	0	0	0	0	0	0	0	0	1	0
Anderson,G	.358	15	53	8	19	0	0	3	8	0	2	0	6	8	0	0	0	0
Aybar,E	.222	4	9	1	2	0	0	0	0	0	0	0	3	0	0	0	0	1
Cabrera,O	.262	16	61	8	16	4	0	0	3	3	1	0	3	5	1	0	1	1
Erstad,D	.182	4	11	0	2	0	1	0	1	0	1	0	0	1	0	0	0	0
Figgins,D	.347	18	72	10	25	3	1	2	7	0	1	1	5	11	11	1	2	0
Guerrero,V	.254	16	59	7	15	2	0	4	11	0	0	0	6	5	0	0	0	1
Izturis,M	.333	15	51	11	17	4	1	1	8	0	0	0	6	5	3	2	2	1
Kendrick,H	.389	11	36	4	14	2	0	1	4	0	1	0	0	4	0	0	0	1
Kennedy,A	.250	17	52	6	13	3	1	1	6	0	1	0	7	10	0	2	2	0
Kotchman,C	.000	3	8	0	0	0	0	0	0	0	0	0	1	2	0	0	0	0
Mathis,J	.200	6	15	2	3	1	0	1	4	0	1	0	3	7	0	0	0	1
McPherson,D	.200	3	5	1	1	0	0	1	1	0	0	0	2	0	0	0	0	0
Molina,J	.250	8	24	2	6	0	0	1	2	3	0	0	0	4	0	0	0	2
Morales,K	.091	7	22	1	2	0	1	0	3	0	1	0	2	7	0	1	1	1
Murphy,T	.125	5	16	0	2	0	0	0	0	0	0	0	1	5	0	1	0	0
Napoli,M	.276	8	29	3	8	1	0	2	4	0	0	0	1	7	0	0	1	0
Pride,C	.000	4	4	1	0	0	0	0	0	0	0	0	1	1	0	0	0	0
Quinlan,R	.333	12	27	5	9	1	0	2	4	0	0	1	3	4	1	0	1	0
Rivera,J	.319	12	47	7	15	3	0	4	10	0	1	0	1	11	0	1	3	0
Salmon,T	.179	9	28	1	5	0	0	0	2	0	0	0	4	6	0	1	2	0
Willits,R	.333	4	6	3	2	0	0	0	0	1	0	0	4	1	1	1	0	1
TOTALS	.276	19	646	81	178	24	5	23	78	7	10	2	54	109	17	10	16	11

PITCHER	ERA	W	L	G	GS	CG	SHO	SV	IP	AB	H	R	ER	HR	HB	BB	SO	WP	OPP	AVG
Boothcheck,C	6.23	0	1	2	0	0	0	0	4.1	16	5	3	3	1	0	4	2	0	.313	
Carrasco,H	0.71	1	1	5	1	0	0	0	12.2	40	4	1	1	0	0	4	10	0	.100	
Donnelly,B	4.70	0	0	8	0	0	0	0	7.2	29	7	4	4	0	1	3	6	1	.241	
Escobar,K	3.60	1	0	3	3	0	0	0	20.0	72	14	10	8	4	0	7	11	0	.194	
Gregg,K	2.08	0	0	1	0	0	0	0	4.1	15	2	1	1	1	0	1	3	0	.133	
Jones,G	---	0	0	1	0	0	0	0	0.0	0	0	0	0	0	0	1	0	0	.000	
Lackey,J	2.10	3	1	5	5	1	1	0	34.1	119	17	8	8	1	2	11	35	1	.143	
Moseley,D	15.75	0	0	1	1	0	0	0	4.0	19	10	7	7	1	0	2	1	0	.526	
Rodriguez,F	1.04	0	1	8	0	0	0	7	8.2	30	5	1	1	0	0	5	14	0	.167	
Romero,J	11.05	0	1	7	0	0	0	0	7.1	24	5	9	9	1	1	7	4	0	.208	
Santana,E	1.50	3	1	4	4	0	0	30.0	103	18	6	5	2	1	9	11	0	.175		
Saunders,J	8.22	1	0	2	2	0	0	7.2	30	9	7	7	2	0	3	3	0	.300		
Shields,R	3.38	0	2	7	0	0	0	0	8.0	27	4	3	3	1	1	2	13	1	.148	
Weaver,JD	2.45	1	0	2	2	0	0	0	14.2	52	7	4	4	3	0	3	9	0	.137	
Weaver,JF	6.00	1	0	1	1	0	0	0	6.0	24	6	4	4	1	0	1	5	0	.250	
Yan,E	2.70	0	0	3	0	0	0	0	3.1	11	1	1	1	0	0	2	4	0	.091	
TOTALS	3.43	11	8	19	19	1	3	7	173.0	610	114	69	66	18	6	65	131	3	.187	



SEATTLE MARINERS



CLUB DIRECTORY

Seattle Mariners

SAFECO Field

1250 First Avenue South

Seattle, WA 98104

(206) 346-4001

Seating Capacity: 47,447

2006 Record:

78-84 - 4th in AL West



MIKE HARGROVE

Chairman & Chief Executive Officer.....	Howard Lincoln
President & Chief Operating Officer.....	Chuck Armstrong
Executive Vice President & General Manager, Baseball Operations.....	Bill Bavasi
Vice President, Associate General Manager.....	Lee Pelekoudas
Vice President, Scouting and Player Development.....	Benny Loooper
Vice President, Scouting.....	Bob Fontaine
Director, Baseball Information.....	Tim Hevly
Director, Team Travel.....	Ron Spelley
Manager.....	Mike Hargrove
Named: Oct. 20, 2004 replacing Bob Melvin	
Clubhouse Manager.....	Ted Walsh
Visiting Clubhouse Manager.....	Henry Genzale

2006 RECAP

DATE	SITE	SCORE	WP	LP
4/3	Seattle	5-4	Shields	Sherrill
4/4	Seattle	8-10	Pineiro	Lackey
4/5	Seattle	4-6	Washburn	JF Weaver
5/12	Anaheim	12-7	Escobar	Pineiro
5/13	Anaheim	4-5 (13)	Sherrill	Gregg
5/14	Anaheim	4-9	Meche	JF Weaver
6/9	Anaheim	1-4	Washburn	Escobar
6/10	Anaheim	6-12	Meche	Lackey
6/11	Anaheim	2-6	HERNANDEZ	JF Weaver
7/3	Seattle	7-1	JD Weaver	Hernandez
7/4	Seattle	14-6	Santana	Mateo
7/5	Seattle	4-0	COLON	Moyer
8/17	Anaheim	5-2	Escobar	Moyer
8/18	Anaheim	3-0	JD Weaver	Hernandez
8/19	Anaheim	9-7	Carrasco	Washburn
8/20	Anaheim	3-2	Domnelly	Putz
8/28	Seattle	0-2	HERNANDEZ	ESCOBAR
8/29	Seattle	4-6	Washburn	JD Weaver
8/30	Seattle	5-3	Lackey	Woods

2007 SCHEDULE

DAY	DATE	SITE	TIME	DAY	DATE	SITE	TIME
Fri.	4/20	Anaheim	7:05 p.m.	Mon.	7/30	Seattle	7:05 p.m.
Sat.	4/21	Anaheim	6:05 p.m.	Tues.	7/31	Seattle	7:05 p.m.
Sun.	4/22	Anaheim	12:35 p.m.	Wed.	8/1	Seattle	7:05 p.m.
Tues.	5/15	Seattle	7:05 p.m.	Mon.	8/27	Seattle	7:05 p.m.
Wed.	5/16	Seattle	7:05 p.m.	Tues.	8/28	Seattle	7:05 p.m.
Thurs.	5/17	Seattle	7:05 p.m.	Wed.	8/29	Seattle	1:35 p.m.
Mon.	5/28	Anaheim	6:05 p.m.	Thurs.	9/20	Anaheim	7:05 p.m.
Tues.	5/29	Anaheim	7:05 p.m.	Fri.	9/21	Anaheim	7:05 p.m.
Wed.	5/30	Anaheim	7:05 p.m.	Sat.	9/22	Anaheim	6:05 p.m.
				Sun.	9/23	Anaheim	12:35 p.m.

(All Times PST)

ALL-TIME SERIES RESULTS

(Angels Listed First)

Year	Home	Road	Totals	Year	Home	Road	Totals	Year	Home	Road	Totals	
1977	3-4	6-2	9-6	1987	4-2	3-4	7-6	1997	4-2	2-4	6-6	
1978	5-3	4-3	9-6	1988	2-5	4-2	6-7	1998	5-1	4-2	9-3	
1979	3-3	4-3	7-6	1989	3-3	4-3	7-6	1999	3-3	3-3	6-6	
1980	6-1	5-1	11-2	1990	4-3	1-5	5-8	2000	3-4	2-4	5-8	
1981	2-1	4-3	6-4	1991	1-5	5-2	6-7	2001	1-8	3-7	4-15	
1982	6-1	4-2	10-3	1992	3-4	4-2	7-6	2002	5-5	4-5	9-10	
1983	4-2	2-5	6-7	1993	3-3	3-4	6-7	2003	4-5	4-6	8-11	
1984	5-2	4-2	9-4	1994	1-5	1-2	2-7	2004	6-4	7-3	13-7	
1985	3-1	6-3	9-4	1995	4-2	3-4	7-6	2005	3-6	6-3	9-9	
1986	6-1	2-4	8-5	1996	4-3	1-5	5-8	2006	5-5	5-4	10-9	
								Totals	111-97			221-199
												110-102

MLB

SEATTLE MARINERS

WON-LOST RECORDS AT STADIUMS

Anaheim Stadium	76-56	.576	The Kingdome	78-68	.534
Angel Stadium	35-41	.461	SAFECO Field	32-34	.485

Most Runs, Game
 By Angels — 18 (18-3, May 21, 1997 at Anaheim Stadium)
 By Seattle — 21 (21-9, Sept. 30, 2000 at Angel Stadium)

Widest Margin Victory
 By Angels — 15 Runs (18-3, May 21, 1997 at Anaheim Stadium)
 By Seattle — 14 Runs (14-0, Aug. 7, 1987 at The Kingdome)

Longest Winning Streak
 By Angels — 8 (May 4, 1980-April 9, 1981)
 By Seattle — 8 (Sept. 30, 2001-April 23, 2002)

Attendance High
 At Angel Stadium: 44,129, June 10, 2006
 At Anaheim Stadium: 59,860, April 21, 1985
 At Safeco Field: 46,142, April 6, 2004
 At The Kingdome: 57,762, April 6, 1977

ANGELS VS. SEATTLE IN 2006

BATTER	AVG	G	AB	R	H	2B	3B	HR	RBI	SH	SF	HP	BB	SO	SB	CS	DP	E
Alfonzo,E	.000	1	3	0	0	0	0	0	0	0	0	0	0	0	0	0	0	0
Anderson,G	.303	19	76	14	23	3	1	3	13	0	1	0	6	13	0	0	3	0
Aybar,E	.000	1	0	0	0	0	0	0	0	0	0	0	0	0	0	0	0	0
Cabrera,O	.293	19	75	14	22	4	0	2	11	0	1	0	12	7	2	1	1	3
Erstad,D	.308	3	13	1	4	2	0	0	1	0	0	0	0	2	0	1	0	0
Figgins,D	.253	18	79	9	20	4	0	0	7	0	2	0	6	13	5	2	1	4
Guerrero,V	.355	19	76	13	27	8	0	2	15	0	1	1	8	8	0	0	0	3
Izturis,M	.263	11	38	7	10	2	0	1	2	0	0	1	2	5	0	0	0	2
Kendrick,H	.100	8	30	0	3	2	1	0	4	0	1	0	0	7	2	0	0	0
Kennedy,A	.275	14	40	5	11	0	0	1	6	0	0	1	4	8	2	1	0	2
Kotchman,C	.182	3	11	0	2	0	0	0	1	0	0	0	1	2	0	0	1	0
Mathis,J	.250	1	4	0	1	0	0	0	0	0	0	0	0	1	0	0	0	1
McPherson,D	.235	5	17	1	4	0	0	0	0	0	0	0	0	6	0	0	0	0
Molina,J	.185	9	27	0	5	1	0	0	1	3	0	0	0	5	0	0	0	0
Morales,K	.292	6	24	6	7	2	0	1	5	0	0	0	1	3	0	0	2	1
Murphy,T	.250	5	4	1	1	0	1	0	0	0	0	0	1	1	1	0	0	0
Napoli,M	.189	12	37	4	7	1	0	3	8	0	0	1	7	13	0	0	0	1
Quinlan,R	.394	12	33	3	13	2	1	2	5	0	0	0	2	4	0	0	1	1
Rivera,J	.333	17	60	15	20	3	0	4	14	0	1	1	7	6	0	0	2	1
Salmon,T	.320	8	25	6	8	2	0	3	6	0	0	0	3	7	0	0	0	0
Willits,R	.125	3	8	1	1	0	0	0	0	0	0	0	1	2	0	0	0	0
TOTALS	.278	19	680	100	189	36	4	22	99	3	7	5	61	113	12	5	11	22

PITCHER	ERA	W	L	G	GS	CG	SHO	SV	IP	AB	H	R	ER	HR	HB	BB	SO	WP	AVG
Bootcheck,C	---	0	0	0	0	0	0	0	0.0	0	0	0	0	0	0	0	0	0	.000
Carrasco,H	1.98	1	0	6	0	0	0	1	13.2	51	11	5	3	2	1	6	9	0	.216
Colon,B	1.93	1	0	2	2	1	1	0	14.0	52	12	3	3	1	2	1	6	1	.231
Donnelly,B	1.42	1	0	5	0	0	0	0	6.1	23	5	1	1	0	0	2	5	1	.217
Escobar,K	3.10	2	2	4	4	1	0	0	29.0	114	32	13	10	2	0	4	23	2	.281
Gregg,K	8.44	0	1	3	0	0	0	0	5.1	24	10	5	5	3	0	1	3	1	.417
Lackey,J	8.44	1	2	5	5	0	0	0	26.2	121	46	25	25	5	3	5	23	5	.380
Rodriguez,F	1.23	0	0	7	0	0	0	5	7.1	28	6	1	1	1	1	0	9	2	.214
Romero,J	0.00	0	0	8	0	0	0	0	7.0	24	3	2	0	0	0	4	4	0	.125
Santana,E	4.80	1	0	2	2	0	0	0	15.0	53	10	8	8	3	0	6	12	1	.189
Shields,R	1.93	1	0	8	0	0	0	0	9.1	33	6	3	2	0	0	0	5	0	.182
Weaver,JD	2.89	2	1	3	3	0	0	0	18.2	73	17	6	6	4	1	4	19	1	.233
Weaver,JF	8.04	0	3	3	3	0	0	0	15.2	68	23	16	14	5	2	3	8	1	.338
Yan,E	9.00	0	0	2	0	0	0	0	3.0	13	3	4	3	1	0	1	2	0	.231
TOTALS	4.26	10	9	19	19	2	2	6	171.0	677	184	92	81	27	10	37	128	15	.272



TAMPA BAY DEVIL RAYS



CLUB DIRECTORY

Tampa Bay Devil Rays

Tropicana Field
One Tropicana Drive
St. Petersburg, FL, 33705
(727) 825-3137
Seating Capacity: 41,315
2006 Record
61-101 - 5th in AL East



JOE MADDON

Principal Owner	Stuart Sternberg
President	Matt Silverman
Executive Vice President of Baseball Operations	Andrew Friedman
Senior Vice President of Baseball Operations	Gerry Hunsicker
Senior Vice President of Administration/General Counsel/CFD	John P. Higgins
Special Assignment Scout	Bart Braun
Director of Baseball Operations	Dan Feinstein
Vice President, Communications	Rick Vaughn
Director of Team Travel	Jeff Ziegler
Field Manager	Joe Maddon
Named: Nov. 15, 2005, Replacing Lou Pinella	
Equipment Manager, Home Clubhouse	Chris Westmoreland
Visitors Clubhouse Manager	Guy Gallagher

2006 RECAP

DATE	SITE	SCORE	WP	LP
6/5	Tampa Bay	0-4	Shields	JF Weaver
6/6	Tampa Bay	12-2	Santana	Kazmir
6/7	Tampa Bay	6-2	JD Weaver	McClung
7/14	Anaheim	4-0	LACKEY	Seo
7/15	Anaheim	9-2	Santana	Shields
7/16	Anaheim	7-5	Shields	Harville
7/24	Tampa Bay	8-4	Lackey	Seo
7/25	Tampa Bay	3-6	Switzer	Santana
7/26	Tampa Bay	15-6	Gregg	Fossum

2007 SCHEDULE

DAY	DATE	SITE	TIME	DAY	DATE	SITE	TIME
Wed.	4/25	Anaheim	7:05 p.m.	Mon.	9/17	Anaheim	7:05 p.m.
Thurs.	4/26	Anaheim	12:35 p.m.	Tues.	9/18	Anaheim	7:05 p.m.
Tues.	7/17	Tampa Bay	4:10 p.m.	Wed.	9/19	Anaheim	12:35 p.m.
Wed.	7/18	Tampa Bay	4:10 p.m.				
Thurs.	7/19	Tampa Bay	9:10 a.m.				

(All Times PST)

ALL-TIME SERIES RESULTS

(Angels Listed First)

Year	Home	Road	Totals
1998	2-4	4-1	6-5
1999	5-1	3-3	8-4
2000	4-2	2-4	6-6
2001	2-1	5-1	7-2
2002	5-1	3-0	8-1
2003	2-1	4-2	6-3
2004	4-0	2-1	6-1
2005	4-2	0-3	4-5
2006	3-0	4-2	7-2
Totals	31-12	27-17	58-29

TAMPA BAY DEVIL RAYS

WON-LOST RECORDS AT STADIUMS

Angel Stadium	31-12	.721	Tropicana Field	27-17	.614
Most Runs, Game	By Angels — 15 (15-6, July 26, 2006 at Tropicana Field) By Tampa Bay — 12 (8-12, August 26, 2005 at Tropicana Field)				
Widest Margin Victory	By Angels — 10 Runs (12-2, June 6, 2006 at Tropicana Field) By Tampa Bay — 9 Runs (2-11, April 28, 2000 at Tropicana Field)				
Longest Winning Streak	By Angels — 5 (July 26, 2001 - Aug. 28, 2002 & July 22, 2003 - May 9, 2004) By Tampa Bay — 4 (April 22-28, 2000)				
Attendance High	At Angel Stadium: 44,125, July 15, 2006 At Tropicana Field: 33,395, April 25, 1998				

ANGELS VS. TAMPA BAY IN 2006

BATTER	AVG	G	AB	R	H	2B	3B	HR	RBI	SH	SF	HP	BB	SO	SB	CS	DP	E
Anderson,G	.480	6	25	7	12	1	0	0	2	0	0	0	1	2	0	0	0	0
Aybar,E	.000	3	0	1	0	0	0	0	0	0	0	0	0	0	0	0	0	0
Cabrera,O	.429	9	35	9	15	5	0	0	4	0	2	0	6	3	1	0	1	1
Figgins,D	.231	9	39	4	9	3	0	1	4	1	0	0	3	4	2	3	0	2
Guerrero,V	.459	9	37	8	17	1	0	2	9	0	0	0	3	4	4	1	2	0
Izturis,M	.231	6	26	3	6	2	0	0	3	0	0	0	5	6	2	2	0	1
Kendrick,H	.615	3	13	5	8	3	0	1	4	0	0	0	1	1	0	0	0	0
Kennedy,A	.321	7	28	3	9	1	1	0	6	0	1	0	1	4	2	0	1	1
McPherson,D	.556	3	9	2	5	2	0	0	0	0	0	0	0	2	0	0	0	0
Molina,J	.538	3	13	4	7	3	0	0	5	0	0	0	1	2	0	0	0	1
Morales,K	.222	6	18	2	4	0	0	1	2	0	0	0	4	1	0	0	0	0
Murphy,T	.000	3	7	0	0	0	0	0	0	0	0	0	0	3	0	0	0	0
Napoli,M	.200	6	20	4	4	1	0	2	5	0	0	1	4	5	0	0	0	1
Pride,C	1.000	1	2	1	2	1	0	0	0	0	0	0	0	0	0	0	0	0
Quinlan,R	.353	4	17	6	6	2	0	0	7	0	0	0	0	1	0	0	0	0
Rivera,J	.406	9	32	4	13	3	0	1	12	0	2	1	5	4	0	0	0	1
Salmon,T	.143	3	7	1	1	0	0	0	0	0	0	0	1	2	0	0	1	0
Willits,R	.200	2	5	0	1	0	0	0	0	0	0	0	2	0	0	0	0	0
TOTALS	.357	9	333	64	119	28	1	8	63	1	5	2	35	46	11	6	5	10

PITCHER	ERA	W	L	G	GS	CG	SHO	SV	IP	AB	H	R	ER	HR	HB	BB	SO	WP	AVG
Carrasco,H	0.00	0	0	5	0	0	0	0	6.1	21	3	0	0	0	0	2	5	0	.143
Colon,B	9.00	0	0	2	2	0	0	0	7.0	28	11	7	7	2	0	2	7	0	.393
Donnelly,B	0.00	0	0	3	0	0	0	0	3.0	11	2	0	0	0	0	1	3	0	.182
Gregg,K	4.15	1	0	2	0	0	0	0	4.1	16	4	2	2	0	0	2	6	3	.250
Lackey,J	1.06	2	0	2	2	1	1	0	17.0	57	10	4	2	0	0	3	17	1	.175
Rodriguez,F	0.00	0	0	1	0	0	0	1	1.0	3	0	0	0	0	0	0	2	0	.000
Romero,J	10.13	0	0	4	0	0	0	0	2.2	12	4	3	3	0	0	1	2	0	.333
Santana,E	3.98	2	1	3	3	0	0	0	20.1	74	15	9	9	1	0	3	19	2	.203
Shields,R	0.00	1	0	3	0	0	0	0	4.2	17	3	0	0	0	0	0	6	1	.176
Weaver,JD	3.00	1	0	1	1	0	0	0	6.0	22	4	2	2	2	1	0	4	0	.182
Weaver,JF	4.05	0	1	1	1	0	0	0	6.2	25	7	4	3	0	0	3	3	0	.280
TOTALS	3.19	7	2	9	9	1	1	1	79.0	286	63	31	28	5	1	17	74	7	.220



TEXAS RANGERS



CLUB DIRECTORY

Texas Rangers Baseball Club
 Amerquest Field in Arlington
 1000 Ballpark Way
 Arlington, TX 76011
 (817) 273-5222
 Seating Capacity: 48,911
 2006 Record:
 80-82 - 3rd in West



RON WASHINGTON

Chairman of the Board & Owner Thomas O. Hicks
 President Jeff Cogen
 General Manager Jon Daniels
 Senior Advisor, Baseball Operations John Hart
 Senior Director, Baseball Media Relations Gregg Elkin
 Director, Travel Chris Lyngos
 Manager Ron Washington
 Named: On Nov. 6, 2006, replacing Buck Showalter
 Equipment & Home Clubhouse Manager Zack Minasian
 Visiting Clubhouse Manager Kelly Terrell

2006 RECAP

DATE	SITE	SCORE	WP	LP
4/10	Anaheim	5-2	Lackey	Loe
4/11	Anaheim	5-4	Romero	Cordero
4/12	Anaheim	3-11	Koronka	Escobar
5/22	Arlington	2-3	Loe	Escobar
5/23	Arlington	7-6	Carrasco	Cordero
5/24	Arlington	8-5	JF Weaver	Tejada
8/3	Anaheim	6-7 (12)	Littleton	Lackey
8/4	Anaheim	3-7	Padilla	Gregg
8/5	Anaheim	10-3	Santana	Koronka
8/6	Anaheim	9-1	Saunders	Eaton
8/15	Arlington	9-7	Carrasco	Littleton
8/16	Arlington	3-9	Eaton	Saunders
9/14	Arlington	2-1	Carrasco	Volquez
9/15	Arlington	2-1 (11)	Donnelly	Francisco
9/16	Arlington	6-12	Eaton	Lackey
9/17	Arlington	1-8	Padilla	Santana
9/25	Anaheim	8-3	Saunders	Volquez
9/26	Anaheim	2-5	Tejada	Escobar
9/27	Anaheim	6-5	Donnelly	Wilson

2007 SCHEDULE

DAY	DATE	SITE	TIME	DAY	DATE	SITE	TIME
Mon.	4/2	Anaheim	7:05 p.m.	Fri.	7/13	Anaheim	7:05 p.m.
Tues.	4/3	Anaheim	7:05 p.m.	Sat.	7/14	Anaheim	6:05 p.m.
Wed.	4/4	Anaheim	12:35 p.m.	Sun.	7/15	Anaheim	12:35 p.m.
Fri.	5/11	Arlington	5:05 p.m.	Fri.	8/31	Anaheim	7:05 p.m.
Sat.	5/12	Arlington	12:55 p.m.	Sat.	9/1	Anaheim	12:15 p.m.
Sun.	5/13	Arlington	12:05 p.m.	Sun.	9/2	Anaheim	12:35 p.m.
Mon.	5/14	Arlington	11:05 a.m.	Mon.	9/24	Arlington	5:05 p.m.
Tues.	7/3	Arlington	5:35 p.m.	Tues.	9/25	Arlington	5:05 p.m.
Wed.	7/4	Arlington	5:35 p.m.	Wed.	9/26	Arlington	11:05 a.m.
Thurs.	7/5	Arlington	5:35 p.m.				

(All Times PST)

ALL-TIME SERIES RESULTS

				(Angels Listed First)							
Year	Home	Road	Totals	Year	Home	Road	Totals	Year	Home	Road	Totals
1972	6-2	4-5	10-7	1984	1-5	4-3	5-8	1996	2-4	2-5	4-9
1973	7-2	4-5	11-7	1985	5-2	4-2	9-4	1997	3-3	5-1	8-4
1974	5-4	4-5	9-9	1986	4-2	4-3	8-5	1998	2-4	3-3	5-7
1975	5-4	4-5	9-9	1987	2-5	3-3	5-8	1999	3-3	3-3	6-6
1976	6-3	6-3	12-6	1988	4-2	4-3	8-5	2000	3-3	4-2	7-5
1977	4-4	1-6	5-10	1989	4-3	2-4	6-7	2001	5-5	2-7	7-12
1978	4-3	1-7	5-10	1990	4-2	4-3	8-5	2002	7-2	5-5	12-7
1979	4-3	1-5	5-8	1991	3-4	2-4	5-8	2003	6-4	3-6	9-10
1980	5-1	6-1	11-2	1992	4-2	5-2	9-4	2004	4-5	5-5	9-10
1981	1-2	1-2	2-4	1993	4-3	2-4	6-7	2005	8-1	7-3	15-4
1982	5-1	3-4	8-5	1994	2-1	4-3	6-4	2006	6-4	5-4	11-8
1983	3-4	3-3	6-7	1995	4-3	2-4	6-7	Totals	145-105	267-238	
										122-133	

TEXAS RANGERS

WON-LOST RECORDS AT STADIUMS

Anaheim Stadium	101-74	.577	Arlington Stadium:	72-82	.468
Angel Stadium	44-31	.587	Ameritrust Field	50-51	.495
Most Runs, Game	By Angels — 20 (20-4, June 29, 1995 at The Ballpark in Arlington) By Texas — 18 (18-2, June 17, 1993 at Anaheim Stadium)				
Widest Margin Victory	By Angels — 16 Runs (20-4, June 29, 1995 at The Ballpark in Arlington) By Texas — 16 Runs (18-2, June 17, 1993 at Anaheim Stadium)				
Longest Winning Streak	By Angels — 9 (Oct. 5, 1985-Sept. 26, 1986) By Texas — 6 (Sept. 21, 1977-June 25, 1978 & Sept. 11-20, 1987)				
Attendance High	At Angel Stadium: 44,074, Aug. 4, 2006 At Anaheim Stadium: 62,390, July 4, 1989 At The Ballpark in Arlington: 50,370, April 9, 2004				

ANGELS VS. TEXAS IN 2006

BATTER	AVG	G	AB	R	H	2B	3B	HR	RBI	SH	SF	HP	BB	SO	SB	CS	DP	E
Alfonzo, E	.000	1	1	0	0	0	0	0	0	0	0	0	0	1	0	0	0	0
Anderson, G	.241	19	79	6	19	4	0	2	14	0	0	0	2	15	0	0	0	0
Aybar, E	.200	4	10	0	2	0	0	0	0	0	0	0	0	2	1	0	1	0
Cabrera, O	.221	16	68	8	15	3	0	0	7	0	1	1	2	6	3	0	4	3
Erstad, D	.200	6	10	3	2	1	0	0	0	0	0	2	1	1	1	0	0	0
Figgins, D	.309	17	68	17	21	3	4	2	9	0	1	0	6	15	2	1	1	1
Guerrero, V	.420	18	69	15	29	3	0	7	16	0	0	1	8	9	3	0	0	0
Izturis, M	.321	15	53	9	17	3	0	1	8	0	1	1	3	4	0	0	0	3
Kendrick, H	.245	12	49	2	12	4	0	0	3	0	0	0	0	7	0	0	2	0
Kennedy, A	.349	18	63	5	22	3	0	0	8	0	1	1	4	7	1	2	2	2
Kotchman, C	.286	2	7	1	2	1	0	0	1	0	0	0	1	0	0	0	0	0
Mathis, J	.000	6	10	1	0	0	0	0	0	0	0	0	1	2	0	0	0	1
McPherson, D	.286	4	14	2	4	1	0	1	2	0	0	0	0	6	0	0	0	0
Molina, J	.167	12	30	2	5	2	0	1	4	0	0	0	3	6	0	0	3	0
Morales, K	.429	5	14	2	6	0	0	1	2	0	0	0	0	2	0	0	1	0
Murphy, T	.333	6	3	1	1	0	0	0	1	0	0	0	0	2	0	0	0	0
Napoli, M	.190	11	21	2	4	2	0	0	1	0	0	0	7	8	0	0	0	1
Pride, C	.333	7	6	1	2	0	0	0	0	0	0	0	2	0	0	0	0	0
Quinlan, R	.389	7	18	1	7	2	0	0	3	0	1	0	0	3	0	0	1	0
Rivera, J	.299	18	67	7	20	0	0	3	10	0	1	2	2	10	0	0	2	1
Salmon, T	.500	8	18	7	9	0	0	3	5	0	0	0	4	3	0	0	0	0
Willits, R	.429	4	7	5	3	1	0	0	0	0	0	0	3	1	2	0	0	0
TOTALS	.295	19	685	97	202	33	4	21	94	0	6	8	49	110	13	3	17	13

PITCHER	ERA	W	L	G	GS	CG	SHO	SV	IP	AB	H	R	ER	HR	HB	BB	SO	WP	AVG
Bootcheck, C	---	0	0	1	0	0	0	0	0.0	4	4	4	0	0	0	1	0	1	1.000
Carrasco, H	3.93	3	0	9	0	0	0	0	18.1	73	20	9	8	3	1	1	19	1	.274
Donnelly, B	3.24	2	0	7	0	0	0	0	8.1	26	4	3	3	1	1	3	4	1	.154
Escobar, K	7.16	0	3	4	4	0	0	0	16.1	70	25	17	13	3	1	6	12	1	.357
Gregg, K	3.00	0	1	3	0	0	0	0	9.0	34	8	3	3	2	1	0	6	0	.235
Jones, G	9.00	0	0	3	0	0	0	0	4.0	14	5	4	4	1	0	1	1	0	.357
Lackey, J	6.75	1	2	4	4	0	0	0	21.1	89	25	19	16	2	0	12	18	4	.281
Moseley, D	0.00	0	0	1	0	0	0	0	2.0	7	2	0	0	0	0	0	0	0	.286
Rodriguez, F	2.89	0	0	9	0	0	0	5	9.1	35	7	3	3	1	0	3	14	0	.200
Romero, J	0.00	1	0	8	0	0	0	0	5.2	19	3	0	0	0	0	2	6	0	.158
Santana, E	6.00	1	1	3	3	0	0	0	18.0	67	19	13	12	3	1	7	10	0	.284
Saunders, J	4.86	2	1	3	3	0	0	0	16.2	62	14	10	9	1	0	7	11	1	.226
Shields, R	0.00	0	0	9	0	0	0	1	10.0	35	6	0	0	0	0	5	8	1	.171
Weaver, JD	3.66	0	0	3	3	0	0	0	19.2	77	19	8	8	2	0	6	17	0	.247
Weaver, JF	5.25	1	0	2	2	0	0	0	12.0	48	14	7	7	3	0	3	10	2	.292
Yan, E	0.00	0	0	1	0	0	0	0	1.1	5	1	0	0	0	0	1	0	1	.200
TOTALS	4.71	11	8	19	19	0	0	6	172.0	665	176	100	90	22	5	58	136	13	.265



TORONTO BLUE JAYS

CLUB DIRECTORY



Toronto Blue Jays
 Rogers Centre
 1 Blue Jays Way, Suite 3200
 Toronto, Ontario, Canada M5V 1J1
 (416) 341-1000
 Seating Capacity: 48,900
 2006 Record:
 87-75 - 2nd in East



JOHN GIBBONS

President and C.E.O. Paul Godfrey
 Senior Vice President, Baseball Operations and General Manager J.P. Ricciardi
 Senior Vice President, Stadium Operations Richard Wong
 Vice President, Communications Jay Stenhouse
 Manager, Baseball Information Mal Romanin
 Manager, Team Travel Mike Shaw
 Field Manager John Gibbons
 Named: Oct. 4, 2004, replacing Carlos Tosca
 Equipment Manger Jeff Ross
 Clubhouse Manager Kevin Malloy
 Visiting Clubhouse Manager Len Frejlich

2006 RECAP

DATE	SITE	SCORE	WP	LP
5/5	Toronto	3-13	Chacin	Santana
5/6	Toronto	3-0	Escobar	Lilly
5/7	Toronto	1-3	Janssen	LACKEY
5/8	Toronto	1-5	HALLADAY	JF Weaver
5/16	Anaheim	8-3	Santana	Lilly
5/17	Anaheim	0-3	Janssen	Escobar
5/18	Anaheim	4-8 (10)	Frasor	Rodriguez
9/8	Anaheim	4-1	Saunders	Burnett
9/9	Anaheim	1-2	Chacin	Escobar
9/10	Anaheim	4-3	JD Weaver	Towers

2007 SCHEDULE

DAY	DATE	SITE	TIME	DAY	DATE	SITE	TIME
Tues.	8/14	Toronto	4:07 p.m.	Fri.	8/24	Anaheim	7:05 p.m.
Wed.	8/15	Toronto	4:07 p.m.	Sat.	8/25	Anaheim	6:05 p.m.
Thurs.	8/16	Toronto	4:07 p.m.	Sun.	8/26	Anaheim	12:35 p.m.
Thurs.	8/23	Anaheim	7:05 p.m.				

(All Times PST)

ALL-TIME SERIES RESULTS

(Angels Listed First)

Year	Home	Road	Totals	Year	Home	Road	Totals	Year	Home	Road	Totals	
1977	2-3	4-1	6-4	1987	4-2	1-5	5-7	1997	4-2	2-3	6-5	
1978	4-1	3-2	7-3	1988	2-4	4-2	6-6	1998	2-3	2-4	4-7	
1979	4-2	3-3	7-5	1989	3-3	4-2	7-5	1999	3-3	0-6	3-9	
1980	1-5	2-4	3-9	1990	5-1	2-4	7-5	2000	3-3	2-4	5-7	
1981	3-3	3-3	6-6	1991	3-3	3-3	6-6	2001	4-2	1-2	5-4	
1982	5-1	3-3	8-4	1992	4-2	1-5	5-7	2002	3-0	4-2	7-2	
1983	2-4	2-4	4-8	1993	3-3	1-5	4-8	2003	2-4	0-3	2-7	
1984	3-3	4-2	7-5	1994	2-2	1-2	3-4	2004	1-2	3-3	4-5	
1985	4-2	1-5	5-7	1995	3-1	5-1	8-2	2005	1-2	0-3	1-5	
1986	2-4	4-2	6-6	1996	5-1	2-4	7-5	2006	3-3	1-3	4-6	
									Totals	90-74	158-169	
										68-95		

TORONTO BLUE JAYS

WON-LOST RECORDS AT STADIUMS

Anaheim Stadium	68-52	.567	Exhibition Stadium	37-36	.507
Angel Stadium	22-22	.500	SkyDome/Rogers Centre	31-59	.344
Most Runs, Game	By Angels - 24 (24-2, Aug. 25, 1979 at Exhibition Stadium) By Toronto - 14 (14-6, June 8, 1993 at SkyDome)				
Widest Margin Victory	By Angels - 22 Runs (24-2, Aug. 25, 1979 at Exhibition Stadium) By Toronto - 12 Runs (12-0, May 18, 1987 at Anaheim Stadium)				
Longest Winning Streak	By Angels - 7 (July 13, 1978-June 5, 1979) By Toronto - 7 (Sept. 8, 1997-Aug. 13, 1998)				
Attendance High	At Angel Stadium: 44,007, Sept. 9, 2006 At Anaheim Stadium: 61,292, July 4, 1995 At SkyDome: 50,529, Sept. 11, 1993 & May 29, 1994				

ANGELS VS. TORONTO IN 2006

BATTER	AVG	G	AB	R	H	2B	3B	HR	RBI	SH	SF	HP	BB	SO	SB	CS	GI	DP	E
Alfonzo,E	.083	4	12	0	1	1	0	0	0	0	0	0	1	2	0	0	0	0	0
Anderson,G	.182	6	22	3	4	1	0	1	3	0	1	0	2	7	0	0	0	0	0
Aybar,E	.000	3	0	0	0	0	0	0	0	0	0	0	0	0	0	0	0	0	0
Cabrera,D	.300	10	40	7	12	1	0	0	6	0	0	0	5	3	3	0	0	0	0
Erstad,D	.000	2	0	0	0	0	0	0	0	0	0	0	0	0	0	0	0	0	0
Figgins,D	.216	10	37	3	8	1	0	0	1	0	0	0	1	6	4	0	0	0	2
Guerrero,V	.237	10	38	3	9	4	0	1	5	0	0	0	3	3	0	0	0	2	1
Izturis,M	.143	3	7	0	1	0	0	0	0	0	0	0	3	1	0	0	0	0	0
Kendrick,H	.105	6	19	1	2	0	0	0	1	0	1	1	1	4	1	0	0	3	0
Kennedy,A	.160	9	25	3	4	2	0	0	2	0	0	2	4	6	3	0	0	1	0
Kotchman,C	.000	4	6	0	0	0	0	0	0	0	0	0	1	2	0	0	0	0	0
McPherson,D	.125	2	8	0	1	0	0	0	0	0	0	0	0	3	0	0	0	0	0
Molina,J	.188	5	16	1	3	2	0	0	1	0	0	0	0	3	1	0	0	0	0
Murphy,T	.294	5	17	1	5	2	0	0	0	0	0	0	1	6	1	0	0	0	0
Napoli,M	.421	8	19	4	8	1	0	3	4	0	0	0	3	5	1	0	0	0	0
Quinlan,B	.200	7	20	0	4	0	0	0	1	0	0	0	0	2	0	1	0	0	0
Rivera,J	.192	7	26	2	5	3	0	0	1	0	0	0	2	3	0	0	0	1	0
Salmon,T	.267	5	15	1	4	1	0	1	2	0	0	0	3	3	0	0	0	0	0
Willits,R	.000	1	0	0	0	0	0	0	0	0	0	0	0	0	0	0	0	0	0
TOTALS	.217	10	327	29	71	19	0	6	27	0	2	3	30	59	14	1	7	3	
PITCHER	ERA	W	L	G	GS	CG	SHO	SV	IP	AB	H	R	ER	HR	HB	BB	SO	WP	AVG
Bootcheck,C	---	0	0	0	0	0	0	0	0.0	0	0	0	0	0	0	0	0	0	.000
Carrasco,H	0.00	0	0	4	0	0	0	0	4.2	16	2	0	0	0	1	1	2	1	.125
Donnelly,B	3.00	0	0	4	0	0	0	0	3.0	14	5	1	1	0	0	1	4	0	.357
Escobar,K	2.18	1	2	3	3	0	0	0	20.2	79	24	5	5	1	0	5	16	1	.304
Lackey,J	3.21	0	1	2	2	1	0	0	14.0	50	10	6	5	1	0	5	6	1	.200
Rodriguez,F	6.23	0	1	4	0	0	0	3	4.1	16	4	4	3	0	0	1	4	0	.250
Romero,J	9.00	0	0	3	0	0	0	0	2.0	11	5	2	2	0	0	0	2	1	.455
Santana,E	6.75	1	1	2	2	0	0	0	10.2	44	14	9	8	0	2	4	7	1	.318
Saunders,J	1.17	1	0	1	1	0	0	0	7.2	26	5	1	1	0	0	1	3	0	.192
Shields,R	0.00	0	0	5	0	0	0	0	6.0	24	7	0	0	0	0	0	3	0	.292
Weaver,JD	4.76	1	0	1	1	0	0	0	5.2	22	6	3	3	1	0	3	8	0	.273
Weaver,JF	7.11	0	1	1	1	0	0	0	6.1	24	7	5	5	2	0	3	1	0	.292
Yan,E	15.00	0	0	1	0	0	0	0	3.0	11	4	5	5	2	0	1	1	0	.364
TOTALS	3.89	4	6	10	10	1	1	3	88.0	337	93	41	38	7	3	25	57	5	.276

LOS ANGELES DODGERS



CLUB DIRECTORY

Los Angeles Dodgers

Dodger Stadium
1000 Elysian Park Avenue
Los Angeles, CA 90012
(323) 224-1500

Seating Capacity: 56,000
2006 Record:

88-74 - Tied for 1st in N.L. West



GRADY LITTLE

Owner & Chairman	Frank McCourt
Vice Chairman & President.....	Jamie McCourt
General Manager	Ned Colletti
Vice President & Assistant General Manager	Kim Ng
Assistant General Manager, Scouting.....	Logan White
Senior Vice President, Communications	Camille Johnston
Director Public Relations.....	Josh Rawitch
Manager, Team Travel.....	Scott Akasaki
Field Manager.....	Grady Little
	Named: Dec. 6, 2005, replacing Jim Tracy
Manager Dodger Clubhouse/Equipment Manager.....	Mitch Poole
Visiting Clubhouse Manager.....	Jerry Turner

2006 RECAP

DATE	SITE	SCORE	WP	LP
5/19	Los Angeles	3-16	Sele	JF Weaver
5/20	Los Angeles	4-8	Beimel	Shields
5/21	Los Angeles	0-7	Lowe	Santana
6/30	Anaheim	1-6	Penny	Colon
7/1	Anaheim	9-2	Escobar	Hendrickson
7/2	Anaheim	4-0	Lackey	Billingsley

2007 SCHEDULE

DAY	DATE	SITE	TIME	DAY	DATE	SITE	TIME
Fri.	5/18	Anaheim	7:05 p.m.	Fri.	6/15	Los Angeles	7:40 p.m.
Sat.	5/19	Anaheim	6:05 p.m.	Sat.	6/16	Los Angeles	12:55 p.m.
Sun.	5/20	Anaheim	12:35 p.m.	Sun.	6/17	Los Angeles	TBA

ALL-TIME SERIES RESULTS

Year	(Angels Listed First)		
	Home	Road	Totals
1997	0-2	0-2	0-4
1998	2-0	1-1	3-1
1999	1-2	1-2	2-4
2000	2-1	2-1	4-2
2001	2-1	2-1	4-2
2002	2-1	1-2	3-3
2003	3-0	1-2	4-2
2004	1-2	2-1	3-3
2005	3-0	2-1	5-1
2006	2-1	0-3	2-4
Totals	18-10	12-16	30-26

LOS ANGELES DODGERS

WON-LOST RECORDS AT STADIUMS

Anaheim Stadium	0-2	.000	Dodger Stadium:	12-16	.429
Angel Stadium	18-8	.692			
Most Runs, Game	By Angels — 13 (13-0, June 25, 2004 at Dodger Stadium) By Los Angeles — 16 (16-3, May 19, 2006 at Dodger Stadium)				
Widest Margin Victory	By Angels — 13 Runs (13-0, June 25, 2004 at Dodger Stadium) By Los Angeles — 13 Runs (16-3, May 19, 2006 at Dodger Stadium)				
Longest Winning Streak	By Angels — 6 (June 22, 2003 – June 26, 2004) By Los Angeles — 4 (May 19-June 30, 2006)				
Attendance High	At Angel Stadium: 44,233, June 30, 2006 At Anaheim Stadium: 35,295, July 3, 1997 At Dodger Stadium: 55,662, May 21, 2006				

ANGELS VS. LOS ANGELES IN 2006

BATTER	AVG	G	AB	R	H	2B	3B	HR	RBI	SH	SF	HP	BB	SO	SB	CS	GI	DP	E
Alfonzo,E	.000	1	2	0	0	0	0	0	1	0	0	0	0	0	0	0	0	0	0
Anderson,G	.400	4	15	2	6	3	0	0	2	0	0	0	1	5	0	0	0	0	0
Aybar,E	.200	5	10	0	2	0	0	0	0	0	0	0	0	1	0	0	0	0	0
Cabrera,O	.235	5	17	2	4	2	0	0	0	0	0	1	1	0	2	0	0	0	0
Figgins,D	.292	6	24	1	7	0	0	0	2	0	0	1	2	2	2	1	0	0	0
Guerrero,V	.333	5	18	4	6	1	0	2	4	0	0	0	1	3	0	0	0	0	1
Izturis,M	.083	3	12	1	1	0	0	0	1	1	0	0	0	2	1	0	0	0	0
Kennedy,A	.267	6	15	1	4	3	0	0	0	0	0	0	3	5	1	0	0	0	0
McPherson,D	.273	3	11	2	3	0	0	1	2	0	0	0	1	1	0	0	1	1	1
Molina,J	.167	3	6	0	1	1	0	0	0	0	0	0	0	2	0	0	1	0	0
Morales,K	.429	3	7	0	3	1	0	0	0	0	0	0	1	1	0	0	0	0	0
Murphy,T	.200	4	5	2	1	0	0	0	0	0	0	0	1	2	1	0	0	0	0
Napoli,M	.250	5	16	3	4	1	0	2	2	0	0	0	1	4	0	0	1	0	0
Quinlan,R	.333	4	15	1	5	0	0	0	0	0	0	0	0	2	0	0	1	1	1
Rivera,J	.263	6	19	2	5	2	0	0	2	0	0	0	1	3	0	1	0	1	1
Salmon,T	.000	3	6	0	0	0	0	0	0	0	0	0	0	3	0	0	0	0	0
TOTALS	.255	6	204	21	52	14	0	5	16	1	0	2	13	39	7	2	4	4	4
PITCHER	ERA	W	L	G	GS	CG	SHO	SV	IP	AB	H	R	ER	HR	HB	BB	SO	WP	AVG
Bootcheck,C	---	0	0	0	0	0	0	0	0.0	0	0	0	0	0	0	0	0	0	.000
Bulger,J	16.20	0	0	2	0	0	0	0	1.2	6	1	3	3	0	0	3	1	1	.167
Carrasco,H	5.40	0	0	3	0	0	0	0	5.0	20	7	3	3	0	0	0	3	0	.350
Colon,B	5.87	0	1	1	1	0	0	0	7.2	34	12	6	5	1	0	0	3	0	.353
Donnelly,B	20.25	0	0	2	0	0	0	0	1.1	7	3	3	3	1	0	3	3	0	.429
Escobar,K	0.00	1	0	1	1	0	0	0	7.0	27	8	0	0	0	0	6	0	.296	
Gregg,K	5.14	0	0	2	1	0	0	0	7.0	28	7	4	4	1	0	2	8	0	.250
Lackey,J	0.00	1	0	1	1	0	0	0	6.2	24	4	0	0	0	0	1	10	0	.167
Rodriguez,F	0.00	0	0	1	0	0	0	0	1.0	4	1	0	0	0	0	0	3	0	.250
Romero,J	45.00	0	0	2	0	0	0	0	1.0	12	9	5	5	0	0	0	1	0	.750
Santana,E	11.25	0	1	1	1	0	0	0	4.0	16	5	5	5	1	0	1	2	0	.313
Shields,R	3.00	0	1	3	0	0	0	0	3.0	11	2	1	1	1	0	0	5	0	.182
Weaver,Jef	6.23	0	1	1	1	0	0	0	4.1	23	11	4	3	0	0	2	2	0	.478
Yan,E	33.75	0	0	2	0	0	0	0	1.1	7	3	5	5	0	1	1	1	1	.429
TOTALS	6.53	2	4	6	6	0	1	0	51.0	219	73	39	37	5	1	13	48	2	.333

NATIONAL LEAGUE CENTRAL



CLUB DIRECTORY

Cincinnati Reds
Great American Ballpark
100 Main St.
Cincinnati, OH 45202
(513) 765-7000
Seating Capacity: 42,271
2006 Record:
80-82 - 3rd in NL Central



JERRY NARRON

Chief Executive Officer.....	Bob Castellini
Chief Operating Officer.....	John L. Allen
General Manager.....	Wayne Krivsky
Assistant General Manager.....	Bob Miller
Assistant GM, Senior Director of Scouting.....	Scott Nethery
Sen. Director of Finance.....	Doug Healy
Field Manager.....	Jerry Narron
Named: September 29, 2005 replaced Dave Miley	
Senior Clubhouse and Equipment Manager.....	Bernie Stowe
Clubhouse and Equipment Manager.....	Rick Stowe
Visiting Clubhouse.....	Mark Stowe

2007 SCHEDULE

DAY	DATE	SITE	TIME
Tues.	6/12	Cincinnati	4:10 p.m.
Wed.	6/13	Cincinnati	4:10 p.m.
Thurs.	6/14	Cincinnati	9:35 a.m.

(All Times PST)

ALL-TIME SERIES RESULTS

(Angels Listed First)

Year	Home	Road	Totals
2002	2-1	0-0	2-1



CLUB DIRECTORY

Houston Astros
Minute Maid Park
P.O. Box 288
Houston, TX 77001-0288
(713) 529-8900
Seating Capacity: 40,976
2006 Record:
82-80 - 2nd in NL Central



PHIL GARNER

Chairman and Chief Executive Officer.....	Drayton McLane, Jr.
President, Baseball Operations.....	Tal Smith
President, Business Operations.....	Pam Gardner
General Manager.....	Tim Lincecum
Assistant General Manager.....	Ricky Bennett
Senior Director, Baseball Operations.....	David Gottfried
Senior Vice President, Communications.....	Jay Lucas
Director of Team Travel.....	Barry Waters
Field Manager.....	Phil Garner
Named: November 2, 2004, replacing Jimmy Williams	
Equipment Manager.....	Dennis Liborio
Visiting Clubhouse Manager.....	Steve Perry

2007 SCHEDULE

DAY	DATE	SITE	TIME
Mon.	6/18	Anaheim	7:05 p.m.
Tues.	6/19	Anaheim	7:05 p.m.
Wed.	6/20	Anaheim	7:05 p.m.

(All Times PST)

ALL-TIME SERIES RESULTS

(Angels Listed First)

Year	Home	Road	Totals
2004	0-0	1-2	1-2

NATIONAL LEAGUE CENTRAL



CLUB DIRECTORY

Pittsburgh Pirates
 PNC Park
 115 Federal Street
 Pittsburgh, PA 15212
 (412) 323-5000
 Seating Capacity: 38,496
 2006 Record:
 67-95 - 5th in NL Central



JIM TRACY

CEO and Managing Partner.....	Kevin McClatchy
Senior Vice President/General Manager.....	David Littlefield
Assistant General Manager.....	Doug Strange
Vice President and General Counsel.....	Larry Silverman
Director of Player Development.....	Brian Graham
Director of Scouting.....	Ed Creech
Vice President of Communications.....	Patty Paytas
Director of Media Relations.....	Jim Trdinich
Traveling Secretary.....	Greg Johnson
Field Manager.....	Jim Tracy
	Named: Oct. 11, 2005 replacing Lloyd McClendon
Equipment Manager.....	Roger Wilson
Visiting Clubhouse Manager.....	Kevin Conrad

2007 SCHEDULE

DAY	DATE	SITE	TIME
Fri.	6/22	Anaheim	7:05 p.m.
Sat.	6/23	Anaheim	6:05 p.m.
Sun.	6/24	Anaheim	12:35 p.m.

(All Times PST)

ALL-TIME SERIES RESULTS

(Angels Listed First)

Year	Home	Road	Totals
2002	2-1	0-0	2-1
2004	0-0	1-2	1-2
TOTALS	2-1	1-2	3-3



CLUB DIRECTORY

St. Louis Cardinals
 Busch Stadium
 700 Clark St.
 St. Louis, MO 63102
 (314) 345-9600
 Seating Capacity: 46,700
 2006 Record:
 83-78 - 1st in NL Central



TONY LARUSSA

Chairman of the Board/General Partner.....	William O. DeWitt, Jr.
President.....	Mark Lamping
Senior VP/General Manager.....	Walt Jocketty
Assistant General Manager.....	John Mozeliak
Vice President, Player Personnel.....	Jerry Walker
Director of Media Relations.....	Brian Bartow
Director, Player Development.....	Bruce Manno
Director, Scouting.....	Marteese Robinson
Traveling Secretary.....	C.J. Cherre
Field Manager.....	Tony LaRussa
	Named: Oct. 23, 1995, replacing Mike Jorgenson
Equipment Manager.....	Rip Rowan
Visitors Clubhouse Manager.....	Jerry Risch

2007 SCHEDULE

DAY	DATE	SITE	TIME
Fri.	6/8	St. Louis	5:10 p.m.
Sat.	6/9	St. Louis	4:15 p.m.
Sun.	6/10	St. Louis	11:15 a.m.

(All Times PST)

ALL-TIME SERIES RESULTS

(Angels Listed First)

Year	Home	Road	Totals
2002	0-0	1-2	1-2



ITEMS OF INTEREST

REGULATION GAME: A regulation game consists of nine innings unless extended because of a tie score or shortened because (1) the home team needs none of its half of the ninth or any part of it, or (2) because the umpire-in-chief calls the game after five completed innings. A regulation game may be less than five innings if the home team is ahead after the top of the fifth, or takes the lead or ties the score while at bat in the fifth.

TIE GAME: A regulation game that is called by the umpire-in-chief when both teams have the same number of runs in a tie game. Individual player performances are official and entered in the records, but the game does not count in the League standings and may be re-scheduled at a later date.

SUSPENDED GAME RULE:

Rule 4.12 SUSPENDED GAMES

- (a) A league shall adopt the following rules providing for completion at a future date of games terminated for any of the following reasons:
- (1) A curfew imposed by law;
 - (2) A time limit permissible under league rules;
 - (3) Light failure or malfunction of a mechanical field device under the control of the home club (Mechanical field device shall include automatic tarpaulin or water removal equipment);
 - (4) Darkness because of any law, the lights may not be turned on;
 - (5) Weather, if the game is called when an inning is in progress and before it is completed, and one of the following situations prevails:
 - (i) The visiting team has scored one or more runs to tie the score, and the home team has not scored.
 - (ii) The visiting team has scored one or more runs to take the lead, and the home team has not tied the score or retaken the lead.
- (b) Such games shall be known as suspended games. No game called because of curfew, weather, or time limit shall be a suspended game unless it has progressed far enough to have been a regulation game under the provisions of Rule 4.10. A game called under the provisions of 4.12 (a)(3) or (4) shall be a suspended game at any time after it starts.
- (c) By amending NOTE to read as follows:
NOTE: Weather and similar conditions—4.12(a) (1 through 5)—shall take precedence in determining whether a called game shall be a suspended game. A game can only be considered a suspended game if stopped for any of the five(5) reasons specified in Section (a). Any legal game called due to weather with the score tied (unless situation outlined in 4.12 (a) (5) (i) prevails) is a tie game and must be replayed in its entirety.
- (c) A suspended game shall be resumed and completed as follows:
- (1) Immediately preceding the next single game between the two clubs on the same grounds; or
 - (2) Immediately preceding the next scheduled double-header between the two clubs on the same grounds, if no single game remains on the schedule, or
 - (3) If suspended on the last scheduled date between the two clubs in the city, transferred and played on the ground of the opposing club, if possible;
 - (i) Immediately preceding the next scheduled single game, or
 - (ii) Immediately preceding the next scheduled double-header, if no single game remains on the schedule.
 - (4) If a suspended game has not been resumed and completed on the last date scheduled for the two clubs, it shall be a called game.

A suspended game shall be resumed at the exact point of suspension of the original game. The completion of a suspended game is a continuation of the original game. The lineup and batting order of both teams shall be exactly the same as the lineup and batting order at the moment of suspension, subject to the rules governing substitution. Any player may be replaced by a player who had not been in the game prior to the suspension. No player removed before the suspension may be returned to the lineup. A player who was not with the club when the game was suspended may be used as a substitute, even if he has taken the place of a player no longer with the club who would not have been eligible because he has been removed from the lineup before the game was suspended.

4.11(d)

A called game ends at the moment the umpire terminates play. EXCEPTION: If the game is called when an inning is in progress and before it is completed, the game becomes a SUSPENDED game in each of the following situations:

- (1) The visiting team has scored one or more runs to tie the score and the home team has not scored.
- (2) The visiting team has scored one or more runs to take the lead and the home team has not tied the score or retaken the lead.

DISABLED LISTS: REGULAR DISABLED LIST: The minimum period of inactivity is 15 calendar days. No limit on number of players that may be on at one time. **EMERGENCY DISABLED LIST:** Minimum period of inactivity—60 calendar days. No limit on number of players on list at one time but may only be used when club is at maximum limit of 40 players under control. Players on 60-day list do not count against 40-man. Players placed on this list after Aug. 1st shall remain there for the balance of the season. Day 1 is following player's last game appearance. **REINSTATEMENT** may be made beginning Day 16 or 61 respectively; after minimum period has expired player may be reinstated at any time (except in certain "Emergency" cases...see above). **BEREAVEMENT LIST:** The maximum period of inactivity is 10 calendar days. No limit on number of players that may be on at one time.

DEFINITION OF NIGHT GAME: Any game scheduled to start after 5:00 p.m. (i.e. 5:01 p.m., or later), will be considered a night game. If a game is scheduled to start at 5:00 p.m., and is delayed by rain or for any other reasons, it will be considered a day game.

ITEMS OF INTEREST

However, both games of a two-night doubleheader shall be considered night games. When afternoon and night games are played on the same date and separate admissions are charged, they will be counted as one day and one night game, and will not be included in the doubleheader statistics.

BATTING CHAMPIONSHIP QUALIFICATIONS: A batting champion must have 502 or more actual plate appearances. (the equivalent of 3.1 appearances for each of the 162 scheduled games). If, however, there is any player with fewer than the required number of plate appearances whose average would be the highest if he were charged with the required number of official at bats, then the player shall be awarded the batting championship.

EARNED-RUN AVERAGE CHAMPION QUALIFICATIONS: To win the earned-run average championship a pitcher must pitch at least as many innings as the number of games scheduled for each club in his league that season and have the lowest earned-run average.

FIELDING CHAMPIONSHIP QUALIFICATIONS: The individual fielding champions shall be the fielders with the highest fielding average at each position, provided: (1) A catcher must have participated as a catcher in at least one-half the number of games scheduled for each club in his league that season;

(2) An infielder or outfielder must have participated at his position in at least two-thirds of the number of games scheduled for each club in his league that season;

(3) A pitcher must have pitched at least as many innings as the number of games scheduled for each club in his league that season. EXCEPTION: If another pitcher has a fielding average as high or higher, and has handled more total chances in a lesser number of innings, he shall be the fielding champion.

DETERMINING THE MAGIC NUMBERS: Determine the number of games yet to be played, add one, then subtract the number of games ahead in the loss column of standings from the closest opponent.

DETERMINING BATTING AVERAGE: Divide the number of at-bats into the number of hits.

DETERMINING EARNED RUN AVERAGE: Multiply the number of earned runs by nine; take the number and divide it by the number of innings pitched.

DETERMINING SLUGGING PERCENTAGE: Divide the total bases of all safe hits by the total times at bat (At bats do not include walks, sacrifices, hit by pitcher, or times awarded first base because of interference or obstruction).

DETERMINING ON BASE PERCENTAGE: Add the total of hits, walks and hit by pitches and divide by the total of at-bats, walks, hit by pitches and sacrifice flies.

DETERMINING FIELDING AVERAGE: Divide the total putouts and assists by the total of putouts, assists and errors.

DETERMINING PERCENTAGE OF GAMES WON & LOST: Divide the number of games won by the total games won and lost.

CONSECUTIVE STREAKS: A consecutive hitting streak shall not be terminated if the plate appearance results in a base on balls, hit batsman, defensive interference or a sacrifice bunt. A sacrifice fly shall terminate the streak.

CONSECUTIVE-GAME HITTING STREAKS: A consecutive-game hitting streak shall not be terminated if all the player's plate appearances (one or more) result in a base on balls, hit batsman, defensive interference or sacrifice bunt. The streak shall terminate if the player has a sacrifice fly and no hit.

CONSECUTIVE-GAME PLAYING STREAK: A consecutive-game playing streak shall be extended if the player plays one-half inning on defense, or if he completes a time at bat by reaching base or being put out. A pinch-running appearance only shall not extend the streak, if a player is ejected from a game by an umpire before he can comply with the requirements of this rule, his streak shall continue.

SUSPENDED GAMES: For the purpose of this rule, all performances in the completion of a suspended game shall be considered as occurring on the original date of the game.

"SAVE" RULE: A pitcher shall be credited with a save when he meets all three of the following conditions:

(1) He is the finishing pitcher in a game won by his club, and

(2) He is not the winning pitcher, and

(3) He qualifies under one of the following conditions:

(a) He enters the game with a lead of no more than three runs and pitches for at least one inning,

(b) He enters the game regardless of the count, with the potential tying run either on base, at bat, or on deck (that is, the potential tying run is either already on base or is one of the first two batsmen he faces), or

(c) He pitches effectively for at least three innings.

DESIGNATED HITTER RULE: A hitter may be designated to bat for the pitcher in any spot in the batting order in any game without affecting the status of the pitcher. The designated hitter must be selected and be included on the lineup cards presented to the umpire-in-chief prior to the game. Failure to do so precludes the use of a designated hitter for that game.

ITEMS OF INTEREST

The designated hitter is "locked" into the batting order but may be removed for a pinch-hitter or pinch-runner who in turn becomes the designated hitter while still in the game. The designated hitter may be used defensively and the pitcher then assumes the batting order of the replaced defensive player, thus terminating the designated hitter role.

The designated hitter is eligible for all American League batting titles.

The designated hitter named in the starting lineup must come to bat at least one time, unless the opposition changes pitchers.

SCORING RULE ON PINCH-HITTERS: A player shall be considered a pinch-hitter only if he enters the game as a substitute batter and then only on his first time at bat which must be before he becomes a fielder. If the team bats around and a pinch hitter comes up a second time in the inning in which he first appeared, he will not be considered a pinch hitter during that second time up.

A substitute hitter for a Designated Hitter is both a pinch hitter and a Designated Hitter on his first time at bat. On subsequent trips to the plate he is a Designated Hitter only.

EARNED RUNS RULE: The determination of earned-run is as follows:

An earned run is a run for which the pitcher is held accountable. In determining earned-runs, the inning should be reconstructed without the errors and passed balls; and the benefit of doubt should always be given to the pitcher in determining which bases would have been reached with errorless play.

Until 1969, the reliever could not be charged with an earned run if he entered the game after the side could have been retired but for an error, no matter how many runs he subsequently gave up in that inning. Now, runs scored by batters who reach base off the reliever are charged as earned on that pitcher's record. They are not, however, shared as earned against the team as a whole. Therefore, a discrepancy may occur between the total earned-runs charged against a team and the sum total of the earned-runs charged against in the individual pitchers of that team.

DOCTORED BAT: A batter is out for illegal action when he uses or attempts to use a bat that, in the umpire's judgement, has been altered or tampered with in such a way to improve the distance factor or cause an unusual reaction on the baseball. This includes bats that are filled, flat-surfaced, nailed, hollowed, grooved or covered with a substance such as paraffin, wax, etc. No advancement on the bases will be allowed and any out or outs made during a play shall stand. In addition to being called out, the player shall be ejected from the game and may be subject to additional penalties as determined by his League President (Rule 6.06d).

DETERMINING A "MAJOR LEAGUE YEAR": 172 days constitutes a full year in the major leagues.

MAJOR LEAGUE SERVICE: is credited for each day the player appears on an active roster or major league disabled list or suspended list.

In the case of a player called up from the minor leagues, is credited beginning with the date he physically reports.

In the case of a major league player who is traded and reports in the normal course, service is not interrupted.

In the case of a player sent down to the minor leagues, is credited through the date of the assignment.

In the case of a player who is unconditionally released, is credited through the date player was notified of his release.

In the case of a player designated for release or assignment or assignment (MLR 2), is credited after the designation, through the date of the actual assignment or the date player was notified of unconditional release.

For a player who appears on his club's opening day roster, is credited as of the earliest scheduled opener, without regard to the actual opening date of his own club.

Is credited at the rate of 172 days per "year," though the season is actually 183 days long.

Is not credited during any period or periods of optional assignment totaling 20 days or more during a single season.

ROOKIE QUALIFICATION: A player shall be considered a rookie unless, during a previous season or seasons, he has (a) exceeded 130 at-bats or 50 innings pitched in the major leagues; or (b) accumulated more than 45 days on the active roster of a major league club or clubs during the period of a 25-man limit (excluding time in military service or time on the disabled list).

2007 KEY DATES

April 1 – Official opening of the 2007 championship season. All Clubs are required to cut down rosters to 25 players before April 1.

May 15 – Earliest date Clubs may re-sign players that they unconditionally released between midnight August 31, 2006 and April 1, 2007

TBD – First-Year Player Draft

July 10 – All-Star Game at AT&T Park—San Francisco, CA

July 31 – Waivers secured on/after May 1, 2007 expire at 5:00 p.m. ET. Players may be traded between Major League clubs until 4:00 p.m. ET without Trade Waivers in effect.

August 31 – Post-season eligibility lists are established at midnight tonight. To be eligible, a player must be a bona fide member of a qualifying team on August 31st and must remain a bona fide member through the end of the applicable post-season series.

Sept. 1 – Active player limit increased from 25 to 40.

Sept. 30 – Official Closing of the 2007 championship season.

Oct. 1 – Beginning today, players may be traded between Major League clubs without any waivers in effect.

Nov. 20 – Day to file reserve lists for all Minor League levels and Major Leagues.

Dec. 12 – Last date to tender contracts.

STATISTICAL SERVICES

ELIAS SPORTS BUREAU
500 Fifth Avenue, Ste. 2140
New York, NY 10110
(212) 869-1530

SPORTSTICKER - CONNECTICUT
55 Realty Drive
Cheshire, CT 06410
(203) 272-2072

STATS, INC.
8130 Lehigh Avenue
Morton Grove, IL 60053
(847) 583-2100

ANGEL STADIUM PRE-GAME SCHEDULES

7:05 GAME TIME

Visitor's Early BP	2:00 - 3:00
Angels Early BP	3:00 - 4:00
Angels Stretch	4:25 - 4:55
Angels BP	4:55 - 5:40
Visitors BP	5:40 - 6:20
Angels Infield	6:20 - 6:30
Visitors Infield	6:30 - 6:40
Grounds Crew	6:40 - 7:00

1:05 GAME TIME

Angels Stretch	10:25 - 10:55
Angels BP	10:55 - 11:40
Visitors BP	11:40 - 12:20
Angels Infield	12:20 - 12:30
Visitors Infield	12:30 - 12:40
Grounds Crew	12:40 - 1:00

5:05 GAME TIME

Visitor's Early BP	12:00 - 1:00
Angels Early BP	1:00 - 2:00
Angels Stretch	2:25 - 2:55
Angels BP	2:55 - 3:40
Visitors BP	3:40 - 4:20
Angels Infield	4:20 - 4:30
Visitors Infield	4:30 - 4:40
Grounds Crew	4:40 - 5:00

12:35 GAME TIME

Angels Stretch	9:55 - 10:25
Angels BP	10:25 - 11:10
Visitors BP	11:10 - 11:50
Angels Infield	11:50 - 12:00
Visitors Infield	12:00 - 12:10
Grounds Crew	12:10 - 12:30

MEDICAL GLOSSARY

- Abscess** — An infection which produces pus; can be the result of a blister, callus, penetrating wound or laceration.
- Anaphylactic Shock** — Shock that is caused by an allergic reaction.
- Anterior Compartment Syndrome** — Condition in which swelling within the anterior compartment of the lower leg jeopardizes the viability of muscles, nerves and arteries that serve the foot. In severe cases, emergency surgery is necessary to relieve the swelling and pressure.
- Anterior Cruciate Ligament (ACL)** — A primary stabilizing ligament within the center of the knee joint that prevents hyperextension and excessive rotation of the joint. A complete tear of the ACL necessitating reconstruction could require up to 12 months of rehabilitation.
- Anti-Inflammatory** — Any agent which prevents inflammation, such as aspirin or ibuprofen.
- Arteriogram** — A film demonstrating arteries after injection of a dye.
- Arthrogram** — X-ray technique for joints using air and/or dye injected into the affected area; useful in diagnosing meniscus tears of the knee and rotator cuff tears of the shoulder.
- Arthroscope** — An instrument used to visualize the interior of a joint cavity.
- Arthroscopy** — A surgical examination of the internal structures of a joint by means for viewing through an arthroscope. An arthroscopic procedure can be used to remove or repair damaged tissue or as a diagnostic procedure in order to inspect the extent of any damage or confirm a diagnosis.
- Aspiration** — The withdrawal of fluid from a body cavity by means of a suction or siphonage apparatus, such as a syringe.
- Atrophy** — To shrivel or shrink from disuse, as in muscular atrophy.
- Avascular Necrosis** — Death of a part due to lack of circulation.
- Avulsion** — The tearing away, forcibly, of a part or structure.
- Baker's Cyst** — Localized swelling of a bursa sac in the posterior knee as a result of fluid that has escaped from the knee capsule. A Baker's cyst indicates that there is a trauma inside the knee joint that leads to excessive fluid production.
- Bone Scan** — An imaging procedure in which a radioactive-labeled substance is injected into the body to determine the status of a bone injury. If the radioactive substance is taken up by the bone at the injury site, the injury will show as a "hot spot" on the scan image. The bone scan is particularly useful in the diagnosis of stress fractures.
- Brachial Plexus** — Network of nerves originating from the cervical vertebrae and running down to the shoulder, arm, hand, and fingers.
- Bursa** — A fluid-filled sac that is located in areas where friction is likely to occur, then minimizes the friction; for example between a tendon and bone.
- Capsule** — An enclosing structure which surrounds the joint and contains ligaments which stabilize that joint.
- CAT Scan** — Use of a computer to produce a cross sectional view of the anatomical part being investigated from x-ray data.
- Cellulitis** — Inflammation of cellular or connective tissue.
- Cervical Vertebrae** — Group of seven vertebrae located in the neck.
- Collateral Ligament** — on either side of and acting as a radius of movement, a hinge joint, as of the elbow, knee and wrist.
- Colles' Fracture** — A fracture of the distal end of the radius with the lower end being displaced backward.
- Concussion** — Jarring injury of the brain resulting in dysfunction. It can be graded as mild, moderate or severe depending on loss of consciousness, amnesia and loss of equilibrium.
- Contusion** — An injury to a muscle and tissues caused by a blow from a blunt object.
- Cortical Steroids** — Used to suppress joint inflammation.
- Costochondral** — Cartilage that separates the bones within the rib cage.
- Degenerative Joint Disease** — Changes in the joint surfaces as a result of repetitive trauma.
- Deltoid Ligament** — Ligament that connects the tibia to bones of the medial aspect of the foot and is primarily responsible for stability of the ankle on the medial side. Is sprained less frequently than other ankle ligaments.
- Deltoid Muscle** — Muscles at the top of the arm, just below the shoulder, responsible for shoulder motions to the front, side and back.
- Disc, Intervertebral** — A flat, rounded plate between each vertebrae of the spine. The disc consists of a thick fiber ring which surrounds a soft gel-like interior. It functions as a cushion and shock absorber for the spinal column.
- Dislocation** — Complete displacement of joint surfaces.
- Dusky** — Areas of decreased temperature may indicate arterial compromise and decreased tissue viability.
- Eccymosis** — Bleeding into the surface tissue below the skin, resulting in a "black and blue" effect.
- Edema** — Accumulation of fluid in organs and tissues of the body; swelling.
- Effusion** — Accumulation of fluid, or the knee itself, in various spaces in the body. Commonly, the knee has an effusion after an injury.
- Electromyogram (EMG)** — Test to determine nerve function.
- Epicondylitis** — Inflammation in the elbow due to overuse.
- Erythema** — Inflammatory redness of the skin.
- Exudate** — Any fluid that has exuded out of a tissue or its capillaries, specifically because of injury or inflammation.
- Fracture** — Breach in continuity of a bone. Types of fractures include simple, compound, comminuted, greenstick, incomplete, impacted, longitudinal, oblique, stress or transverse.
- Gadolinium MRI** — The chemical gadolinium is injected into the joint being studied to enhance the diagnosis image of the structures under investigation.
- Grade One Injury** — A mild injury in which ligament, tendon, or other musculoskeletal tissue may have been stretched or confused, but not torn or otherwise disrupted.
- Grade Two Injury** — A moderate injury when musculoskeletal tissue has been partially, but not totally torn which causes appreciable limitation in function of the injured tissue.
- Grade Three Injury** — A severe injury in which tissue has been significant, and in some cases totally, torn or otherwise disrupted causing a virtual total loss of function.
- Hematoma** — Tumor-like mass produced by an accumulation of coagulated blood in a cavity.

MEDICAL GLOSSARY

Illiotalibial Band — A thick, wide fascial layer that runs from the iliac crest to the knee joint and is occasionally inflamed as a result of excessive running.

Inflammation — The body's natural response to injury in which the injury site might display various degrees of pain, swelling, heat, redness and/or loss of function.

Labrum — An edge, rim or lip-shaped structure found in the shoulder joint.

Ligament — Band of fibrous tissue that connects bone to bone or bone to cartilage and supports and strengthens joints.

Magnetic Resonance Imaging (MRI) — Imaging procedure in which a radio frequency pulse causes certain electrical elements of the injured tissue to react to this pulse and through this process a computer display and permanent film establish a visual image. MRI does not require radiation and is very useful in the diagnosis of soft tissue, disc and meniscus injuries.

Meniscectomy — An intra-articular surgical procedure of the knee by which all or part of the damaged meniscus is removed.

Meniscus — Crescent shaped cartilage, usually pertaining to the knee joint; also known as "cartilage." There are two menisci in the knee, medial and lateral. These work to absorb weight within the knee and provide stability.

Metacarpals — Five long bones of the hand running from the wrist to the fingers.

Metatarsals — Five long bones of the foot, running from the ankle to the toes.

Patella Tendinitis — Inflammation of the patellar ligament; also known as "jumper's knee."

Patellofemoral Joint — Articulation of the kneecap and femur. Inflammation of this joint can occur through: 1) acute injury to the patella, 2) overuse from excessive running particularly if there is an associated knee weakness, 3) chronic wear and tear of the knee, 4) as a result of poor foot mechanics. Patellofemoral irritation can lead to chondromalacia, which in its most chronic condition, could require surgery.

Phlebitis — Inflammation of a vein.

Plica — Fold of tissue in the joint capsule and a common result of knee injury.

Posterior Cruciate Ligament (PCL) — A primary stabilizing ligament of the knee that provides significant stability and prevents displacement of the tibia backward within the knee joint. A complete tear of this ligament necessitating reconstruction could require up to 12 months rehabilitation.

Reconstruction — Surgical rebuilding of a joint using natural, artificial or transplanted materials.

Referred Pain — Pain felt in an undamaged area of body away from the actual injury.

Rotator Cuff — Comprised of four muscles in the shoulder area that can be irritated by overuse. The muscles are the supraspinatus (most commonly injured), infraspinatus, teres minor and subscapularis.

Rotator Cuff Impingement Syndrome — A microtrauma or overuse injury caused by stress, and the four stages are: 1) tendinitis with temporary thickening of the bursa and rotator cuff; 2) fiber dissociation in the tendon with permanent thickening of the bursa and scar formation; 3) a partial rotator cuff tear of less than one cm.; and 4) a complete tear of one cm. or more.

Scapula — Shoulder blade.

Sciatica — Irritation of the sciatic nerve resulting in pain or tingling running down the inside of the leg.

Sciatic Nerve — Major nerve that carries impulses for muscular action and sensations between the low back and thigh and lower leg; it is the longest nerve in the body.

Shin Splint — A catch-all syndrome describing pain in the shin that is not a fracture or tumor and cannot be defined otherwise.

Spondylitis — Inflammation of one or more vertebrae.

Spondylolisthesis — Forward displacement of one vertebrae over another below it due to a developmental defect in the vertebrae.

Spondylosis — Abnormal vertebral fixation or immobility.

Sprain — Injury resulting from a stretch or twist of the joint and causes various degrees of stretch or tear of a ligament or other soft tissue at the joint.

Strain — Injury resulting from a pull or torsion to the muscle or tendon that causes various degrees of stretch or tear to the muscle or tendon tissue.

Stress Fracture — A hair-line type of break in a bone caused by overuse.

Stress X-Ray — A continual x-ray taken when a portion of the body is stressed to its maximum in order to determine joint stability. This is a test utilized in some ankle injuries.

Subluxation — Partial dislocation of a joint. The term usually implies that the joint can return to its normal position without formal reduction.

Tarsals — Group of seven bones of the foot consisting of the calcaneus, talus, cuboid and three cuneiform bones.

Tendinitis — Inflammation of the tendon and/or tendon sheath, caused by chronic overuse or sudden injury.

Tendon — Tissue that connects muscle to bone.

Thoracic Outlet Compression Syndrome — A neuro-vascular disorder of the upper extremity common in throwing.

Tomograph — A special type of x-ray apparatus that demonstrates an organ or tissue at a particular depth.

Transverse Process — Small lateral projection off the right and left side of each vertebrae that functions as an attachment site for muscles and ligaments of the spine.

Triangular Cartilage — A connective tissue characterized by its nonvascularity and firm consistency; located on the little finger side of the wrist.

Ulna Collateral Ligament — A band or sheet of fibrous tissue connecting two or more bones, cartilage, or other structures, or serving as support for fasciae or muscles located on the inside of the elbow (ligament that is replaced or repaired for the "Tommy John" surgery).

Ulnar Nerve — Nerve in the elbow commonly irritated by excessive throwing.

Wrist — The junction between the two forearm bones (radius and ulna) and eight wrist bones (trapezium, capitate, hamate, pisiform, trapezoid, lunate and scaphoid)

NOTE: This list is not meant to be all inclusive nor should it be used as a substitute for physician's diagnosis and/or description of an injury or illness. For further definitions, please refer to the *Stedman's Pocket Medical Dictionary* published by Williams and Wilkins.



WORLD SERIES CHAMPIONS

- 1903—Boston (A.L.)
1904—No Series Played
1905—New York (N.L.)
1906—Chicago (A.L.)
1907—Chicago (N.L.)
1908—Chicago (N.L.)
1909—Pittsburgh (N.L.)
1910—Philadelphia (A.L.)
1911—Philadelphia (A.L.)
1912—Boston (A.L.)
1913—Philadelphia (A.L.)
1914—Boston (N.L.)
1915—Boston (A.L.)
1916—Boston (A.L.)
1917—Chicago (A.L.)
1918—Boston (A.L.)
1919—Cincinnati (N.L.)
1920—Cleveland (A.L.)
1921—New York (N.L.)
1922—New York (N.L.)
1923—New York (A.L.)
1924—Washington (A.L.)
1925—Pittsburgh (N.L.)
1926—St. Louis (N.L.)
1927—New York (A.L.)
1928—New York (A.L.)
1929—Philadelphia (A.L.)
1930—Philadelphia (A.L.)
1931—St. Louis (N.L.)
1932—New York (A.L.)
1933—New York (A.L.)
1934—St. Louis (N.L.)
1935—Detroit (A.L.)
1936—New York (A.L.)
1937—New York (A.L.)
1938—New York (A.L.)
1939—New York (A.L.)
1940—Cincinnati (N.L.)
1941—New York (A.L.)
1942—St. Louis (N.L.)
1943—New York (A.L.)
1944—St. Louis (N.L.)
1945—Detroit (A.L.)
1946—St. Louis (N.L.)
1947—New York (A.L.)
1948—Cleveland (A.L.)
1949—New York (A.L.)
1950—New York (A.L.)
1951—New York (A.L.)
1952—New York (A.L.)
1953—New York (A.L.)
1954—New York (N.L.)
1955—Brooklyn (N.L.)
1956—New York (A.L.)
1957—Milwaukee (N.L.)
1958—New York (A.L.)
1959—Los Angeles (N.L.)
1960—Pittsburgh (N.L.)
1961—New York (A.L.)
1962—New York (A.L.)
1963—Los Angeles (N.L.)
1964—St. Louis (N.L.)
1965—Los Angeles (N.L.)
1966—Baltimore (A.L.)
1967—St. Louis (N.L.)
1968—Detroit (A.L.)
1969—New York (N.L.)
1970—Baltimore (A.L.)
1971—Pittsburgh (N.L.)
1972—Oakland (A.L.)
1973—Oakland (A.L.)
1974—Oakland (A.L.)
1975—Cincinnati (N.L.)
1976—Cincinnati (N.L.)
1977—New York (A.L.)
1978—New York (A.L.)
1979—Pittsburgh (N.L.)
1980—Philadelphia (N.L.)
1981—Los Angeles (N.L.)
1982—St. Louis (N.L.)
1983—Baltimore (A.L.)
1984—Detroit (A.L.)
1985—Kansas City (A.L.)
1986—New York (N.L.)
1987—Minnesota (A.L.)
1988—Los Angeles (N.L.)
1989—Oakland (A.L.)
1990—Cincinnati (N.L.)
1991—Minnesota (A.L.)
1992—Toronto (A.L.)
1993—Toronto (A.L.)
1994—No Series Played
1995—Atlanta (N.L.)
1996—New York (A.L.)
1997—Florida (N.L.)
1998—New York (A.L.)
1999—New York (A.L.)
2000—New York (A.L.)
2001—Arizona (N.L.)
2002—Angels (A.L.)
2003—Florida (N.L.)
2004—Boston (A.L.)
2005—Chicago (A.L.)
2006—St. Louis (N.L.)

MOST VALUABLE PLAYER AWARD

AMERICAN LEAGUE

1931—Lefty Grove, Phi.
 1932—Jimmie Foxx, Phi.
 1933—Jimmie Foxx, Phi.
 1934—Mickey Cochrane, Det.
 1935—Hank Greenberg, Det.
 1936—Lou Gehrig, N. Y.
 1937—Charley Gehringer, Det.
 1938—Jimmie Foxx, Bos.
 1939—Joe DiMaggio, N.Y.
 1940—Hank Greenberg, Det.
 1941—Joe DiMaggio, N.Y.
 1942—Joe Gordon, N.Y.
 1943—Spud Chandler, N.Y.
 1944—Hal Newhouser, Det.
 1945—Hal Newhouser, Det.
 1946—Ted Williams, Bos.
 1947—Joe DiMaggio, N.Y.
 1948—Lou Boudreau, Cle.
 1949—Ted Williams, Bos.
 1950—Phil Rizzuto, N.Y.
 1951—Yogi Berra, N.Y.
 1952—Bobby Shantz, Phi.
 1953—Al Rosen, Cle.
 1954—Yogi Berra, N.Y.
 1955—Yogi Berra, N.Y.
 1956—Mickey Mantle, N.Y.
 1957—Mickey Mantle, N.Y.
 1958—Jackie Jensen, Bos.
 1959—Nellie Fox, Chi.
 1960—Roger Maris, N.Y.
 1961—Roger Maris, N.Y.
 1962—Mickey Mantle, N.Y.
 1963—Elston Howard, N.Y.
 1964—Brooks Robinson, Bal.
 1965—Zoilo Versalles, Min.
 1966—Frank Robinson, Bal.
 1967—Carl Yastrzemski, Bos.
 1968—Denny McLain, Det.
 1969—Harmon Killebrew, Min.
 1970—Boog Powell, Bal.
 1971—Vida Blue, Oak.
 1972—Dick Allen, Chi.
 1973—Reggie Jackson, Oak.
 1974—Jeff Burroughs, Tex.
 1975—Fred Lynn, Bos.
 1976—Thurman Munson, N.Y.
 1977—Rod Carew, Min.
 1978—Jim Rice, Bos.
 1979—**Don Baylor, Cal.**
 1980—George Brett, K.C.
 1981—Rollie Fingers, Mil.
 1982—Robin Yount, Mil.
 1983—Cal Ripken, Jr., Bal.
 1984—Willie Hernandez, Det.
 1985—Don Mattingly, N.Y.
 1986—Roger Clemens, Bos.
 1987—George Bell, Tor.
 1988—Jose Canseco, Oak.
 1989—Robin Yount, Mil.
 1990—Rickey Henderson, Oak.
 1991—Cal Ripken, Jr., Bal.
 1992—Dennis Eckersley, Oak.
 1993—Frank Thomas, Chi.
 1994—Frank Thomas, Chi.
 1995—Mo Vaughn, Bos.
 1996—Juan Gonzalez, Tex.
 1997—Ken Griffey Jr., Sea.
 1998—Juan Gonzalez, Tex.
 1999—Ivan Rodriguez, Tex.
 2000—Jason Giambi, Oak.
 2001—Ichiro Suzuki, Sea.
 2002—Miguel Tejada, Oak.
 2003—Alex Rodriguez, Tex.
 2004—**Vladimir Guerrero, Ana.**
 2005—Alex Rodriguez, N.Y.
 2006—Justin Morneau, Minn.

NATIONAL LEAGUE

1931—Frank Frisch, StL.
 1932—Chuck Klein, Phi.
 1933—Carl Hubbell, N.Y.
 1934—Dizzy Dean, StL.
 1935—Gabby Hartnett, Chi.
 1936—Carl Hubbell, N.Y.
 1937—Joe Medwick, StL.
 1938—Ernie Lombardi, Cin.
 1939—Bucky Walters, Cin.
 1940—Frank McCormick, Cin.
 1941—Dolf Camilli, Bkn.
 1942—Mort Cooper, StL.
 1943—Stan Musial, StL.
 1944—Marty Marion, StL.
 1945—Phil Cavarretta, Chi.
 1946—Stan Musial, StL.
 1947—Bob Elliott, Bos.
 1948—Stan Musial, StL.
 1949—Jackie Robinson, Bkn.
 1950—Jim Konstanty, Phi.
 1951—Roy Campanella, Bkn.
 1952—Hank Sauer, Bkn.
 1953—Roy Campanella, Bkn.
 1954—Willie Mays, N.Y.
 1955—Roy Campanella, Bkn.
 1956—Don Newcombe, Bkn.
 1957—Hank Aaron, Mil.
 1958—Ernie Banks, Chi.
 1959—Ernie Banks, Chi.
 1960—Dick Groat, Pit.
 1961—Frank Robinson, Cin.
 1962—Maury Wills, L.A.
 1963—Sandy Koufax, L.A.
 1964—Ken Boyer, StL.
 1965—Willie Mays, S.F.
 1966—Robeto Clemente, Pit.
 1967—Orlando Cepeda, StL.
 1968—Bob Gibson, StL.
 1969—Willie McCovey, S.F.
 1970—Johnny Bench, Cin.
 1971—Joe Torre, Cin.
 1972—Johnny Bench, Cin.
 1973—Pete Rose, Cin.
 1974—Steve Garvey, L.A.
 1975—Joe Morgan, Cin.
 1976—Joe Morgan, Cin.
 1977—George Foster, Cin.
 1978—Dave Parker, Pit.
 1979—Keith Hernandez, StL.
 Willie Stargell, Pit.
 1980—Mike Schmidt, Phi.
 1981—Mike Schmidt, Phi.
 1982—Dale Murphy, Atl.
 1983—Dale Murphy, Atl.
 1984—Ryne Sandberg, Chi.
 1985—Willie McGee, StL.
 1986—Mike Schmidt, Phi.
 1987—Andre Dawson, Chi.
 1988—Kirk Gibson, L.A.
 1989—Kevin Mitchell, S.F.
 1990—Barry Bonds, Pit.
 1991—Terry Pendleton, Atl.
 1992—Barry Bonds, Pit.
 1993—Barry Bonds, S.F.
 1994—Jeff Bagwell, Hou.
 1995—Barry Larkin, Cin.
 1996—Ken Caminiti, S.D.
 1997—Larry Walker, Col.
 1998—Sammy Sosa, Chi.
 1999—Chipper Jones, Atl.
 2000—Jeff Kent, S.F.
 2001—Barry Bonds, S.F.
 2002—Barry Bonds, S.F.
 2003—Barry Bonds, S.F.
 2004—Barry Bonds, S.F.
 2005—Albert Pujols, StL.
 2006—Ryan Howard, Phi.

CY YOUNG MEMORIAL AWARD

AMERICAN LEAGUE

- 1958—Bob Turley, N.Y.★
1959—Early Wynn, Chi.★
1961—Whitey Ford, N.Y.★
1964—Dean Chance, L.A.★
1967—Jim Lonborg, Bos.
1968—Denny McLain, Det.
1969—Mike Cuellar, Bal.
Denny McLain, Det.
1970—Jim Perry, Min.
1971—Vida Blue, Oak.
1972—Gaylord Perry, Cle.
1973—Jim Palmer, Bal.
1974—Jim Hunter, Oak.
1975—Jim Palmer, Bal.
1976—Jim Palmer, Bal.
1977—Sparky Lyle, N.Y.
1978—Ron Guidry, N.Y.
1979—Mike Flanagan, Bal.
1980—Steve Stone, Bal.
1981—Rollie Fingers, Mil.
1982—Pete Vuckovich, Mil.
1983—LaMarr Hoyt, Chi.
1984—Willie Hernandez, Det.
1985—Bret Saberhagen, K.C.
1986—Roger Clemens, Bos.
1987—Roger Clemens, Bos.
1988—Frank Viola, Min.
1989—Bret Saberhagen, K.C.
1990—Bob Welch, Oak.
1991—Roger Clemens, Bos.
1992—Dennis Eckersley, Oak.
1993—Jack McDowell, Chi.
1994—David Cone, K.C.
1995—Randy Johnson, Sea.
1996—Pat Hentgen, Tor.
1997—Roger Clemens, Tor.
1998—Roger Clemens, Tor.
1999—Pedro Martinez, Bos.
2000—Pedro Martinez, Bos.
2001—Roger Clemens, N.Y.
2002—Barry Zito, Oak.
2003—Roy Halladay, Tor.
2004—Johan Santana, Min.
2005—Bartolo Colon, L.A.A.
2006—Johan Santana, Min.
★Combined Selection

NATIONAL LEAGUE

- 1956—Don Newcombe, Bkn.★
1957—Warren Spahn, Mil.★
1960—Vernon Law, Pit.★
1962—Don Drysdale, L.A.★
1963—Sandy Koufax, L.A.★
1965—Sandy Koufax, L.A.★
1966—Sandy Koufax, L.A.★
1967—Mike McCormick, S.F.
1968—Bob Gibson, StL.
1969—Tom Seaver, N.Y.
1970—Bob Gibson, StL.
1971—Fergie Jenkins, Chi.
1972—Steve Carlton, Phi.
1973—Tom Seaver, N.Y.
1974—Mike Marshall, L.A.
1975—Tom Seaver, N.Y.
1976—Randy Jones, S.D.
1977—Steve Carlton, Phi.
1978—Gaylord Perry, S.D.
1979—Bruce Sutter, Chi.
1980—Steve Carlton, Phi.
1981—Fernando Valenzuela, L.A.
1982—Steve Carlton, Phi.
1983—John Denny, Phi.
1984—Rick Sutcliffe, Chi.
1985—Dwight Gooden, N.Y.
1986—Mike Scott, Hou.
1987—Steve Bedrosian, Phi.
1988—Orel Hershiser, L.A.
1989—Mark Davis, S.D.
1990—Doug Drabek, Pit.
1991—Tom Glavine, Atl.
1992—Greg Maddux, Chi.
1993—Greg Maddux, Atl.
1994—Greg Maddux, Atl.
1995—Greg Maddux, Atl.
1996—John Smoltz, Atl.
1997—Pedro Martinez, Mon.
1998—Tom Glavine, Atl.
1999—Randy Johnson, Ari.
2000—Randy Johnson, Ari.
2001—Randy Johnson, Ari.
2002—Randy Johnson, Ari.
2003—Eric Gagne, L.A.
2004—Roger Clemens, Hou.
2005—Chris Carpenter, StL.
2006—Brandon Webb, Ari.

ROBERTO CLEMENTE AWARD

Since 1971, Major League Baseball has annually presented an award that recognizes a player who best exemplifies the game of baseball through sportsmanship, community involvement and positive contributions to his team.

In 1973, following the tragic death of Roberto Clemente, the award was named to honor the man whose spirit and goodwill will always be remembered. The 12-time All-Star and Hall of Famer was killed in a plane crash in 1972 delivering food and medical supplies to earthquake victims of Nicaragua. The award recognizes those individuals who truly understand the value of helping others. The Angels would like to congratulate **Tim Salmon** on being named the club's 2006 recipient of the Roberto Clemente Award.

A panel of baseball dignitaries, including Vera Clemente and Commissioner Allan H. (Bud) Selig, annually selects the winner from a list of 30 candidates, one from each Major League Baseball Club. These local winners are announced in September during Roberto Clemente Day. The winner of the national Roberto Clemente Award is announced during a pre-game ceremony at the World Series. Past winners include Jamie Moyer; Jim Thome; Curt Schilling; Al Leiter; Tony Gwynn; Willie Mays; Ozzie Smith and Cal Ripken, Jr.

ROOKIE OF THE YEAR AWARD

AMERICAN LEAGUE

1949—Roy Sievers, StL.
 1950—Walt Dropo, Bos.
 1951—Gil McDougald, N.Y.
 1952—Harry Byrd, Phi.
 1953—Harvey Kuenn, Det.
 1954—Bob Grim, N.Y.
 1955—Herb Score, Cle.
 1956—Luis Aparicio, Chi.
 1957—Tony Kubek, N.Y.
 1958—Albie Pearson, Wsh.
 1959—Bob Allison, Wsh.
 1960—Ron Hansen, Bal.
 1961—Don Schwall, Bos.
 1962—Tom Tresh, N.Y.
 1963—Gary Peters, Chi.
 1964—Tony Oliva, Min.
 1965—Curt Blefary, Bal.
 1966—Tommie Agee, Chi.
 1967—Rod Carew, Min.
 1968—Stan Bahnsen, N.Y.
 1969—Lou Piniella, N.Y.
 1970—Thurman Munson, N.Y.
 1971—Chris Chambliss, Cle.
 1972—Carlton Fisk, Bos.
 1973—Al Bumbry, Bal.
 1974—Mike Hargrove, Tex.
 1975—Fred Lynn, Bos.
 1976—Mark Fidrych, Det.
 1977—Eddie Murray, Bal.
 1978—Lou Whitaker, Det.
 1979—John Castino, Min.
 Alfredo Griffin, Tor.
 1980—Joe Charboneau, Cle.
 1981—Dave Righetti, N.Y.
 1982—Cal Ripken, Jr., Bal.
 1983—Ron Kittle, Chi.
 1984—Alvin Davis, Sea.
 1985—Ozzie Guillen, Chi.
 1986—Jose Canseco, Oak.
 1987—Mark McGwire, Oak.
 1988—Walt Weiss, Oak.
 1989—Gregg Olson, Bal.
 1990—Sandy Alomar, Jr., Cle.
 1991—Chuck Knoblauch, Min.
 1992—Pat Listach, Mil.
1993—Tim Salmon, Cal.
 1994—Bob Hamelin, K.C.
 1995—Marty Cordova, Min.
 1996—Derek Jeter, N.Y.
 1997—Nomar Garciaparra, Bos.
 1998—Ben Grieve, Oak.
 1999—Carlos Beltran, K.C.
 2000—Kazuhiro Sasaki, Sea.
 2001—Ichiro Suzuki, Sea.
 2002—Eric Hinske, Tor.
 2003—Angel Berroa, K.C.
 2004—Bobby Crosby, Oak.
 2005—Huston Street, Oak.
 2006—Justin Verlander, Det.

NATIONAL LEAGUE

1947—Jackie Robinson, Bkn.★
 1948—Alvin Dark, Bos.★
 1949—Don Newcombe, Bkn.
 1950—Sam Jethroe, Bos.
 1951—Willie Mays, N.Y.
 1952—Joe Black, Bkn.
 1953—Jim Gilliam, Bkn.
 1954—Wally Moon, StL.
 1955—Bill Virdon, StL.
 1956—Frank Robinson, Cin.
 1957—Jack Sanford, Phi.
 1958—Orlando Cepeda, S.F.
 1959—Willie McCovey, S.F.
 1960—Frank Howard, L.A.
 1961—Billy Williams, Chi.
 1962—Ken Hubbs, Chi.
 1963—Pete Rose, Cin.
 1964—Dick Allen, Phi.
 1965—Jim Lefebvre, L.A.
 1966—Tommy Helms, Cin.
 1967—Tom Seaver, N.Y.
 1968—Johnny Bench, Cin.
 1969—Ted Sizemore, L.A.
 1970—Carl Morton, Mon.
 1971—Earl Williams, Atl.
 1972—Jon Matlack, N.Y.
 1973—Gary Matthews, S.F.
 1974—Bake McBride, StL.
 1975—John Montefusco, S.F.
 1976—Butch Metzger, S.D.
 Pat Zachry, Cin.
 1977—Andre Dawson, Mon.
 1978—Bob Horner, Atl.
 1979—Rick Sutcliffe, L.A.
 1980—Steve Howe, L.A.
 1981—Fernando Valenzuela, L.A.
 1982—Steve Sax, L.A.
 1983—Darryl Strawberry, N.Y.
 1984—Dwight Gooden, N.Y.
 1985—Vince Coleman, StL.
 1986—Todd Worrell, StL.
 1987—Benito Santiago, S.D.
 1988—Chris Sabo, Cin.
 1989—Jerome Walton, Chi.
 1990—Dave Justice, Atl.
 1991—Jeff Bagwell, Hou.
 1992—Eric Karros, L.A.
 1993—Mike Piazza, L.A.
 1994—Raul Mondesi, L.A.
 1995—Hideo Nomo, L.A.
 1996—Todd Hollandsworth, L.A.
 1997—Scott Rolen, Phi.
 1998—Kerry Wood, Chi.
 1999—Scott Williamson, Cin
 2000—Rafael Furcal, Atl.
 2001—Albert Pujols, StL.
 2002—Jason Jennings, Col.
 2003—Dontrelle Willis, Fla.
 2004—Jason Bay, Pit.
 2005—Ryan Howard, Phi.
 2006—Hanley Ramirez, Fla.
 ★Combined Selection

TEMPE DIABLO STADIUM



The Angels will hold Spring Training for the 15th consecutive season (dating back to 1993) in Tempe, AZ, where they play their spring home games at Tempe Diablo Stadium.

The Angels initially signed a 25-year lease (including two five-year options) with the city of Tempe on July 25, 1991, making Tempe Diablo Stadium their Spring Training facility until 2017. Then on Nov. 8, 2004, the Angels and the city agreed to an extended lease through the year 2025. As part of the new lease agreement, the Tempe Diablo Stadium complex was expanded and renovated to include the club's Minor League spring operations, a project that was completed in

time for the 2006 Spring Training season. (See box next page.)

Tempe Diablo Stadium, which is owned and operated by the City of Tempe Parks and Recreation Department, previously housed the Seattle Pilots, Milwaukee Brewers (1969-71) and Seattle Mariners (1977-92).

In 1992, the stadium was completely rebuilt and renovated with the combined efforts of HOK Sports Facilities Group and the Angels. Groundbreaking for the stadium took place, April 22, 1992 and cost an estimated \$5.8 million to complete. Two-thirds of the funding was provided by Maricopa County and one-third by the city of Tempe. All revenues from food and beverage concessions, parking, souvenirs and in-stadium advertising are shared equally by the City of Tempe and the Angels, while the city receives 20% of revenues from ticket sales.

Dedication ceremonies for Tempe Diablo Stadium took place Feb. 27, 1993, with the Angels playing their first spring home game, March 7, 1993 against Oakland.

The new Tempe Diablo Stadium complex includes six-and-a-half practice fields in addition to the main stadium, which was dedicated as Gene Autry Field in 1999 in honor of the former Angels' owner who passed away after the 1998 season.

FACTS & FIGURES

Address: 2200 W. Alameda, Tempe, AZ 85282
Address (Minors): 2225 W. Westcourt Way, Tempe, AZ 85282
Owners: City of Tempe Parks and Recreation Department
Tenant: Angels Baseball
Architect: DLR Group (2006 renovation)/HOK Sports (1992)
Builder: Moline Construction (2006)/Weitz Company (1992)
Cost: 20 million (2006 est.)/5.8 million (1992 est.)
Groundbreaking Dates: April 13, 2005/April 22, 1992
Stadium Area: 75 acres (estimate)

Parking Facilities: East and West parking lots with 1,350 paved parking spaces; one disabled accessible entry ramp, field and service access.

Seating Capacity: 9,315
3,231: In-stadium seats
3,570: Grandstand seats
154: Disabled & companion seats
2,300: Lawn seats (estimate)
60: Suites

FAN ACCOMMODATIONS

(All with disabled access)

3 Women's Restrooms	1 Guest Services Office
3 Men's Restrooms	1 First Aid Station
1 Family Restroom	1 Box Office
5 Concession Stands	8 Ticket Windows
1 Walk-In Novelty Store	2 Picnic Areas

PRESS FACILITIES

Seating for 30	1 Scoreboard Operator
2 Television Booths	1 Sound System Operator
3 Radio Booths	1 Serving Kitchen
1 Public Address Announcer	

TEMPE DIABLO STADIUM



Dimensions of the stadium are 340' down the left field line; 360' down the right field line; 400' to the left and right-center power alleys and 420' to center with an outfield fence height of eight feet. The playing surface is Bermuda natural grass.

Seating capacity for each game at Tempe Diablo Stadium is 9,315 (including seating for the disabled, lawn seats, suites and temporary bleachers).

Parking for the stadium features two parking lots (east and west) with 1,350 paved parking spaces, including two disabled entryways as well as field and service access.

ANGELS SPRING TRAINING SITES

Beginning in 1961, the Angels played their Spring Training contests at Angels Stadium in Palm Springs. The facility was formerly called the Polo Grounds until switching its name in 1964. Then, on December 19, 1965, the Angels signed an agreement to also hold Spring Training in Holtville, CA, located approximately 10 miles east of El Centro. The club annually spent 10 days to two weeks at the four-diamond complex from 1966 through 1979, before returning on a full-time basis to Palm Springs in 1980.

In 1982 and 1983, the Angels divided spring headquarters between Casa Grande, AZ and Palm Springs.

On April 1, 1992, the Angels defeated San Diego, 3-1 at Angels Stadium in the final exhibition game of Spring Training. The contest was historic in that it marked the final spring training game for the Angels in Palm Springs, CA, their Cactus League home for 32 years.

1961-65	Palm Springs, CA	1982-83	Casa Grande, AZ/Palm Springs, CA
1966-79	Holtville, CA/ Palm Springs, CA	1984-92	Mesa, AZ/Palm Springs, CA
1980-81	Palm Springs, CA	1993-Present	Tempe, AZ

TEMPE DIABLO STADIUM RENOVATIONS

On Nov. 8, 2004, the Angels agreed to an extended lease with the city of Tempe which included the expansion and renovation of the Tempe Diablo Stadium complex. Following are some of the improvements completed in the recent renovation:

- Minor league Spring Training operations moved from Mesa to Tempe;
- Practice fields expanded and constructed to create four additional lighted ball fields;
- Refurbished club houses and expanded dugouts;
- New state-of-the-art seating;
- New sound system;

ANGELS 2007 SPRING TRAINING

MAJOR LEAGUE CAMP

Tempe Diablo Stadium

2200 West Alameda Drive
Tempe, AZ 85282
(480) 350-5205 (Main Info. Line)
(480) 350-5265 (Stadium Mgr.)
(480) 858-7583 FAX

Sheraton Phoenix Airport

1600 South 52nd Street
Tempe, AZ 85281
(480) 967-6600
(480) 829-9427 FAX

TEMPE DIABLO STADIUM STAFF

Mark Richwine Parks & Recreation Director
Travis Dray Deputy Director of Recreation
Kathy Berzins Special Event Supervisor
Jerry Hall Tempe Diablo Stadium Manager
Jerry Santee Grounds Crew Supervisor

TEMPE DIABLO STADIUM PRESS BOX TELEPHONE NUMBER

(480) 858-7523

Telephones for the working media should be ordered through QWest at
(800) 608-7512. The contact is Eric Youngberg.

For connection of telephone line, please call Steve Lengua of the
City of Tempe Telecommunications Dept. at (480) 350-2976.

MINOR LEAGUE CAMP

Tempe Diablo Minor League Complex

2225 W. Westcourt Way
Tempe, AZ 85282
(480) 858-7555
(480) 858-7550 FAX

Extended Stay America

3421 E. Elwood Street
Phoenix, AZ 85040
(602) 438-2900
(602) 438-2887 FAX

ANGELS MINOR LEAGUE STAFF

Eric Blum Administration Manager, Tempe
Aaron Wiedeman Assistant Equipment Manager, Tempe

ANGELS 2007 SPRING TRAINING

DAY	DATE	OPPONENT	LOCATION	TIME
March 1	Thurs.	Kansas City Royals	Tempe Diablo Stadium	1:05 PM
March 2	Fri.	@ Chicago Cubs	Mesa	1:05 PM
March 3	Sat.	@ Colorado Rockies	Tucson	1:05 PM
March 4	Sun.	Milwaukee Brewers	Tempe Diablo Stadium	1:05 PM
March 5	Mon.	Oakland Athletics	Tempe Diablo Stadium	1:05 PM
March 6	Tues.	@ San Francisco Giants	Scottsdale	1:05 PM
March 7	Wed.	San Diego Padres	Tempe Diablo Stadium	1:05 PM
March 8	Thurs.	@ Arizona Diamondbacks	Tucson	1:05 PM
March 9	Fri.	San Diego Padres (SS)	Tempe Diablo Stadium	1:05 PM
		@ Kansas City Royals (SS)	Surprise	7:05 PM
March 10	Sat.	Seattle Mariners	Tempe Diablo Stadium	1:05 PM
March 11	Sun.	@ Texas Rangers(SS)	Surprise	1:05 PM
		Oakland Athletics (SS)	Tempe Diablo Stadium	1:05 PM
March 12	Mon.	@ Kansas City Royals	Surprise Stadium	1:05 PM
March 13	Tues.	Kansas City Royals	Tempe Diablo Stadium	1:05 PM
March 14	Wed.	San Francisco Giants	Tempe Diablo Stadium	1:05 PM
March 15	Thurs.	@ Milwaukee Brewers	Maryvale	1:05 PM
March 16	Fri.	Milwaukee Brewers	Tempe Diablo Stadium	1:05 PM
March 17	Sat.	@ Chicago White Sox	Tucson	1:05 PM
March 18	Sun.	@ Oakland Athletics (SS)	Phoenix	1:05 PM
		Chicago Cubs (SS)	Tempe Diablo Stadium	1:05 PM
March 19	Mon.	OFF DAY		
March 20	Tues.	@ San Diego Padres	Peoria	7:05 PM
March 21	Wed.	Arizona Diamondbacks	Tempe Diablo Stadium	1:05 PM
March 22	Thurs.	Texas Rangers	Tempe Diablo Stadium	1:05 PM
March 23	Fri.	@ Seattle Mariners	Peoria	1:05 PM
March 24	Sat.	Colorado Rockies	Tempe Diablo Stadium	1:05 PM
March 25	Sun.	@ Chicago Cubs	Mesa	1:05 PM
March 26	Mon.	Chicago Cubs	Tempe Diablo Stadium	1:05 PM
March 27	Tues.	Chicago White Sox	Tempe Diablo Stadium	1:05 PM
March 28	Wed.	@ Oakland Athletics	Phoenix	1:05 PM
March 29	Thurs.	@ Milwaukee Brewers	Maryvale	12:05 PM
March 29	Thurs.	@ Los Angeles Dodgers	Dodger Stadium	7:10 PM PST
March 30	Fri.	@ Los Angeles Dodgers	Dodger Stadium	7:40 PM PST
March 31	Sat.	Los Angeles Dodgers	Angel Stadium	6:05 PM PST

All Times are Mountain Standard Time (except where noted as PST - Pacific Standard Time)

(ss) = Split Squad

Bold Indicates Home Game

Game Times Subject to Change

FRED HANEY MEMORIAL AWARD

Awarded by the organization to the outstanding Angels rookie(s) during spring training.

1980 — Alfredo Martínez	1993 — Darryl Scott
1981 — Mike Witt	1994 — Jim Edmonds
1982 — Angel Moreno	1995 — No recipient due to strike
1983 — Mike Brown	1996 — George Arias
1984 — Ron Romanick	1997 — Jason Dickson
1985 — Pat Clements, Jack Howell, Wally Joyner	1998 — Troy Glaus
1986 — Wally Joyner	1999 — Mike Fyhrie & Keith Luuloa
1987 — Devon White	2000 — Bengie Molina
1988 — Frank DiMichele	2001 — David Eckstein
1989 — Dante Bichette	2002 — Gary Johnson
1990 — John Orton	2003 — Dusty Bergman
1991 — Bobby Rose	2004 — Brian Specht
1992 — Chad Curtis	2005 — Maicer Izturis
	2006 — Kendry Morales

2006 SPRING TRAINING STATS

NAME	BA	SLG	OBP	G	AB	R	H	TB	2B	3B	HR	RBI	SH	SF	HBP	BB	IBB	SO	SB	CS	GDP	PINCH HIT				
																						E	AB	H	HR	RBI
Alfonzo	.194	.226	.212	13	31	1	6	7	1	0	0	4	0	1	0	1	0	3	0	1	0	2	6	0	0	0
Anderson	.333	.762	.348	9	21	3	7	16	0	0	3	6	0	1	0	1	0	3	0	0	0	1	0	0	0	1
Aspito	.000	.000	.000	3	5	0	0	0	0	0	0	0	0	0	0	0	0	4	0	0	0	0	0	0	0	0
Aybar	.353	.471	.368	11	17	3	6	8	2	0	0	2	0	1	0	1	0	0	1	1	0	0	2	0	0	0
Bourjos	.200	.200	.200	2	5	1	1	1	0	0	0	0	0	0	0	0	0	2	1	0	0	0	1	0	0	0
Brown	.000	.000	.000	3	2	0	0	0	0	0	0	0	0	0	0	0	0	2	0	0	0	0	1	0	0	0
Budde	.167	.167	.500	8	6	3	1	1	0	0	1	0	0	0	0	0	4	1	0	0	2	1	2	1	0	0
Cabrera	.333	.517	.385	20	60	10	20	31	5	0	2	6	0	0	0	5	0	6	2	1	2	2	2	1	0	0
Mic. Collins	.667	1.667	.667	4	3	1	2	5	0	0	1	2	0	0	0	0	0	0	0	0	0	0	1	0	0	0
Coon	.000	.000	.333	1	2	0	0	0	0	0	0	0	0	0	0	1	0	0	0	0	0	0	0	0	0	0
Day	.000	.000	.000	1	1	0	0	0	0	0	0	0	0	0	0	0	0	1	0	0	0	0	0	0	0	0
Del Chiaro	.000	.000	.000	3	3	0	0	0	0	0	0	0	0	0	0	0	0	2	0	0	0	0	1	0	0	0
Erstad	.326	.419	.442	18	43	10	14	18	1	0	1	5	0	0	1	8	0	9	0	0	0	0	0	0	0	0
Elyward	.500	.500	.500	2	2	0	1	1	0	0	0	1	0	0	0	0	0	0	0	0	0	0	0	0	0	0
Figgins	.362	.569	.424	21	58	19	21	33	1	1	3	9	1	1	6	0	4	10	1	0	0	0	0	0	0	1
Fuller	.000	.000	.500	2	1	0	0	0	0	0	0	0	0	1	0	1	0	1	0	0	0	0	0	0	0	0
Gorneault	.222	.389	.250	11	18	3	4	7	3	0	0	1	0	1	0	1	0	1	0	0	0	0	0	0	0	0
Guerrero	.478	.761	.490	18	46	7	22	35	4	0	3	13	0	2	2	1	0	5	0	0	0	0	0	2	0	2
Itzuris	.263	.316	.300	25	57	12	15	18	3	0	0	3	0	0	1	2	0	4	0	1	3	3	0	0	0	0
Kendrick	.263	.368	.282	18	38	7	10	14	0	2	0	2	0	0	1	0	4	0	0	0	1	2	1	0	0	1
Kennedy	.309	.473	.333	20	55	7	17	26	1	1	2	9	0	0	0	2	0	4	1	2	4	1	0	0	0	1
Kotchman	.421	.702	.450	21	57	12	24	40	7	0	3	15	0	0	0	3	0	5	0	0	1	0	1	0	0	0
LeBlanc	.000	.000	.000	4	5	2	0	0	0	0	0	0	0	0	0	0	0	3	0	0	0	1	1	0	0	0
Lopez	---	---	---	1	0	0	0	0	0	0	0	0	0	0	0	0	0	0	0	0	0	0	0	0	0	0
Martinez	.000	.000	.333	3	2	1	0	0	0	0	0	0	0	0	0	1	0	1	0	0	0	0	0	0	0	0
Mathis	.306	.556	.405	16	36	8	11	20	6	0	1	6	0	0	1	5	0	8	1	0	0	1	1	0	0	0
McPherson	.182	.318	.250	19	44	6	8	14	1	1	1	8	0	0	0	4	15	0	0	0	1	2	5	1	0	0
Molina	.372	.512	.372	16	43	6	16	22	3	0	1	10	2	0	0	0	0	7	0	0	0	0	0	0	0	0
Morales	.333	.619	.354	26	63	6	21	39	5	2	3	14	0	0	0	2	9	0	0	0	1	3	6	0	0	0
Mount	.000	.000	.000	1	1	0	0	0	0	0	0	0	0	0	0	0	0	0	0	0	0	0	1	0	0	0
Murphy	.280	.400	.333	14	25	0	7	10	1	1	0	3	0	0	0	2	3	0	0	0	0	0	0	0	0	0
Napoli	.333	.667	.412	21	30	7	10	20	4	0	2	7	0	0	0	4	0	4	0	0	0	0	4	0	0	0
Pali	---	---	---	1	0	0	0	0	0	0	0	0	0	0	0	0	0	0	0	0	0	0	0	0	0	0
Pavkovich	.000	.000	.000	3	1	0	0	0	0	0	0	0	0	0	0	0	0	1	0	0	0	0	0	0	0	0
Peel	.000	.000	.000	1	1	0	0	0	0	0	0	0	0	0	0	0	0	0	0	0	0	0	0	0	0	0
Phillips	.000	.000	.000	2	1	0	0	0	0	0	0	0	0	0	0	0	0	0	0	0	1	0	1	0	0	0
Porter	.000	.000	.000	2	2	0	0	0	0	0	0	0	0	0	0	0	0	1	0	0	0	0	1	0	0	0
Pride	.214	.310	.283	25	42	3	9	13	1	0	1	7	0	0	0	0	4	10	1	0	0	0	0	0	0	0
Quinlan	.280	.320	.308	23	50	3	14	16	2	0	0	4	0	0	0	2	5	0	0	0	0	0	0	0	0	0
Reyes	.000	.000	.000	2	2	0	0	0	0	0	0	0	0	0	0	0	0	0	0	0	0	0	0	0	0	0
Rivera	.314	.686	.324	13	35	8	11	24	1	0	4	10	0	1	1	0	0	3	0	1	4	1	0	1	0	1
Rodland	.500	.500	.500	2	2	0	1	1	0	0	0	1	0	0	0	0	0	0	0	0	0	0	0	0	0	0
S. Rodriguez	.333	.667	.333	1	3	0	1	2	1	0	0	0	0	0	0	0	0	0	0	0	0	0	0	0	0	0
Rosario	.000	.000	.000	1	1	0	0	0	0	0	0	0	0	0	0	0	0	0	0	0	0	0	1	0	0	0
Salmun	.321	.589	.385	20	56	11	18	33	3	0	4	4	0	0	0	0	7	14	0	0	0	0	2	1	1	1
Schlichting	.000	.000	.000	1	1	0	0	0	0	0	0	0	0	0	0	0	0	1	0	0	0	0	0	0	0	0
Smith	.000	.000	.500	4	1	1	0	0	0	0	0	0	0	0	0	1	0	0	0	0	0	0	1	0	0	0
Specht	.200	.360	.286	21	25	7	5	9	2	1	0	1	1	0	1	2	0	6	2	0	0	4	2	0	0	0
Statia	---	---	---	2	0	0	0	0	0	0	0	0	0	0	0	0	0	0	0	0	0	0	0	0	0	0
Sutton	.000	.000	.000	1	1	0	0	0	0	0	0	0	0	0	0	0	0	0	0	0	0	0	1	0	0	0
Toussaint	.500	.500	.571	6	6	1	3	3	0	0	0	0	0	0	0	1	2	0	0	0	0	0	1	0	0	0
Willits	.152	.152	.194	20	33	5	5	0	0	0	5	1	1	0	2	0	3	1	0	0	0	0	1	0	0	0
Wilson	.250	.250	.250	9	8	0	2	2	0	0	0	0	0	0	0	0	1	0	0	0	0	0	3	1	0	0
Wood	.167	.500	.286	13	18	4	3	9	0	0	2	4	0	0	1	2	0	9	0	0	0	1	0	3	0	0
TEAM	.296	.474	.345	31	1063	182	321	513	58	10	38	174	6	11	9	78	0	171	21	8	23	29	51	6	1	3
OPPONENTS	.278	.407	.345	31	1063	153	296	433	60	7	21	140	3	12	14	101	0	208	18	13	22	25	30	9	0	4
NAME	W	L	ERA	G	GS	CG	GF	SHO	SV	INN	H	BFP	AB	R	ER	HR	SH	SF	HBP	BB	IBB	SO	WP	BK	BA	
Adenhardt	0	0	0.00	2	0	0	0	0	0	3.0	2	11	10	0	0	0	0	0	0	0	0	2	0	1	0	.200
Arredondo	0	0	40.50	2	0	0	0	0	0	1.1	4	10	8	6	6	0	0	0	0	0	0	2	0	0	1	.500
Austen	1	0	1.80	4	0	0	4	0	2	5.0	3	18	18	1	1	0	0	0	0	0	0	3	0	0	0	.167
Bittner	0	0	13.50	2	0	0	0	0	0	2.2	8	18	15	4	4	0	1	0	2	0	0	0	0	0	0	.533
Boothcheck	0	0	1.29	6	0	0	2	0	0	7.0	8	32	28	2	1	0	0	1	0	3	0	6	1	0	0	.286
Bulger	0	0	0.71	8	0	0	1	0	0	12.2	11	49	47	1	1	0	0	0	1	0	1	0	1	0	0	.234
Carrasco	0	0	6.75	8	0	0	0	0	3	9.1	9	41	37	7	7	1	0	0	0	0	4	0	0	1	0	.243
Colon	1	1	9.00	6	4	0	1	0	0	14.0	24	70	62	14	14	1	1	1	5	0	8	2	0	0	.387	
Davidson	0	1	4.50	1	1	0	0	0	0	6.0	8	26	26	3	3	0	0	0	0	0	0	4	0	0	0	.308
Donnelly	0	1	2.84	3	0	0	0	0	0	6.1	3	22	20	2	2	0	0	1	1	1	3	0	0	0	0	.150
Dunn	0	2	10.57	6	0	0	0	0	0	11.0	6	44	37	3	2	0	0	0	0	7	0	6	0	0	0	.162
Escobar	2	0	2.12																							

SPRING TRAINING RECORD

(VERSUS MAJOR LEAGUE COMPETITION ONLY)

Year	Won	Lost	Pct.	Home Attendance		ANGELS IN ANAHEIM		
1961	7	10	.412	20,850	1966	—	Giants 9, Angels 5	40,432
1962	16	13	.552	22,546			Angels 6, Giants 5	22,841
1963	18	10	.643	25,808	1968	—	Mets 4, Angels 2	5,057
1964	14	13	.519	27,343			Angels 4, Giants 1	8,538
1965	9	14	.391	26,880	1969	—	Dodgers 4, Angels 2	10,197
1966	15	13	.536	27,307			A's 8, Angels 6	1,741
1967	11	14	.440	25,725	1970	—	Dodgers 4, Angels 2	18,600
1968	13	12	.520	28,462			Dodgers 10, Angels 4	15,620
1969	13	14	.481	23,289	1971	—	Angels 4, Dodgers 3	21,857
1970	10	16	.385	22,378	1973	—	Angels 5, Dodgers 4	16,308
1971	9	15	.375	28,290			Dodgers 5, Angels 1	19,137
1972	7	13	.350	23,956	1974	—	Angels 7, Dodgers 5	24,634
1973	9	13	.409	23,656	1975	—	Dodgers 9, Angels 2	25,589
1974	11	10	.524	24,388			Dodgers 2, Angels 0	18,265
1975	15	9	.625	28,187	1976	—	Angels 3, Dodgers 3 (rain)	22,639
1976	8	3	.727	10,456	1977	—	Dodgers 5, Angels 0	29,678
1977	14	13	.519	29,485			Dodgers 10, Angels 3	36,732
1978	15	11	.577	32,946	1978	—	Angels 10, Dodgers 1	40,591
1979	14	11	.560	34,660	1979	—	Angels 7, Dodgers 4	41,674
1980	6	22	.214	35,875	1981	—	Dodgers 4, Angels 1	48,331
1981	16	9	.640	41,140			Angels 6, Dodgers 5	58,353
1982	12	12	.500	45,099	1982	—	Dodgers 5, Angels 4	61,026
1983	15*	9	.625	50,421	1983	—	Angels 7, Dodgers 4	57,408
1984	13*	12	.520	43,463			Dodgers 4, Angels 2	62,877
1985	15	11	.577	48,102	1984	—	Dodgers 7, Angels 0	62,921
1986	15	14	.517	53,158	1985	—	Dodgers 1, Angels 0	★62,068
1987	15	15	.500	57,527			Dodgers 9, Angels 7	37,888
1988	15	14	.517	58,847	1986	—	Angels 10, Dodgers 8	61,538
1989	14	15	.483	56,034	1987	—	Angels 1, Dodgers 0	42,273
1990	6	10	.375	14,324			Angels 2, Dodgers 1	61,272
1991	13	15	.464	57,399	1988	—	Angels 6, Dodgers 1	41,511
1992	16	13	.552	55,983	1989	—	Dodgers 3, Angels 1	45,795
1993	14	16	.467	94,103			Angels 8, Dodgers 7	58,874
1994	10	19	.345	90,800	1990	—	Dodgers 5, Angels 4	47,555
1995*	13*	12	.520	27,687	1991	—	Dodgers 3, Angels 1	59,090
1995#	7*	4	.636	9,782			Angels 6, Dodgers 4	43,011
1996	21*	10	.677	68,270	1992	—	Angels 1, Dodgers 0	55,983
1997	9	21	.300	50,544	1993	—	Angels 5, Dodgers 3	46,768
1998	16*	15	.516	59,810			Padres 6, Angels 4	15,534
1999	13	15	.464	62,610	1994	—	Angels 5, Dodgers 2	47,735
2000	14	16	.467	59,291			Angels 5, Dodgers 4	21,221
2001	15	19	.441	84,882	1995	—	Angels 4, Dodgers 1*	22,452
2002	17	15	.531	82,658			Angels 7, Padres 7#	1,770
2003	9*	20	.323	96,114			Angels 12, Padres 4#	1,294
2004	19*	13	.591	106,351	1996	—	Dodgers 6, Angels 2	42,038
2005	21*	11	.651	106,690	1997	—	Angels 5, Dodgers 1	31,897
2006	18*	11	.597	181,487			Angels 2, Dodgers 0	18,647
					1998	—	Dodgers 8, Angels 1	39,541
					1999	—	Dodgers 8, Angels 1	28,405
					2000	—	Angels 6, Padres 4	16,281
					2001	—	Angels 6, Diamondbacks 5	14,872
					2002	—	Angels 4, Rockies 2	12,765
							Angels 8, Rockies 3	12,201
					2003	—	Dodgers 5, Angels 3	30,501
							Dodgers 6, Angels 5	37,082
					2004	—	Angels 10, Dodgers 4	43,281
							Angels 13, Dodgers 5	39,368
					2005	—	Angels 8, Dodgers 3	43,619
					2006	—	Angels 0, Dodgers 0	43,481
							Angels 4, Dodgers 2	43,267

* 1995 Spring Training I
1995 Spring Training II

*Tie Games:

Angels/Brewers played 5-inning, 2-2 tie, March 18, 1983.
Angels/Indians played 11-inning, 5-5 tie, March 24, 1984.
Angels/Padres played 12-inning, 3-3 tie, March 3, 1995.
Angels/Padres played 10-inning, 7-7 tie, April 24, 1995.
Angels/A's played 11-inning, 4-4 tie, March 3, 1996.
Angels/Padres played 9-inning, 2-2 tie, March 14, 1998.
Angels/White Sox played 9-inning, 10-10 tie, March 7, 2002.
Angels/Rangers played 10-inning, 9-9 tie, March 14, 2003.
Angels/Rockies played 9-inning, 5-5 tie, March 24, 2003.
Angels/Rangers played 11-inning, 8-8 tie, March 25, 2004.
Angels/Diamondbacks played 9-inning, 6-6 tie, March 22, 2005.
Angels/Dodgers played 8-inning, 6-6 tie, March 31, 2006.
Angels/Dodgers played 10-inning, 0-0 tie, April 1, 2006.

ANGELS AT HOLTVILLE

8 wins, 3 losses

Attendance Record, Tempe Diablo Stadium

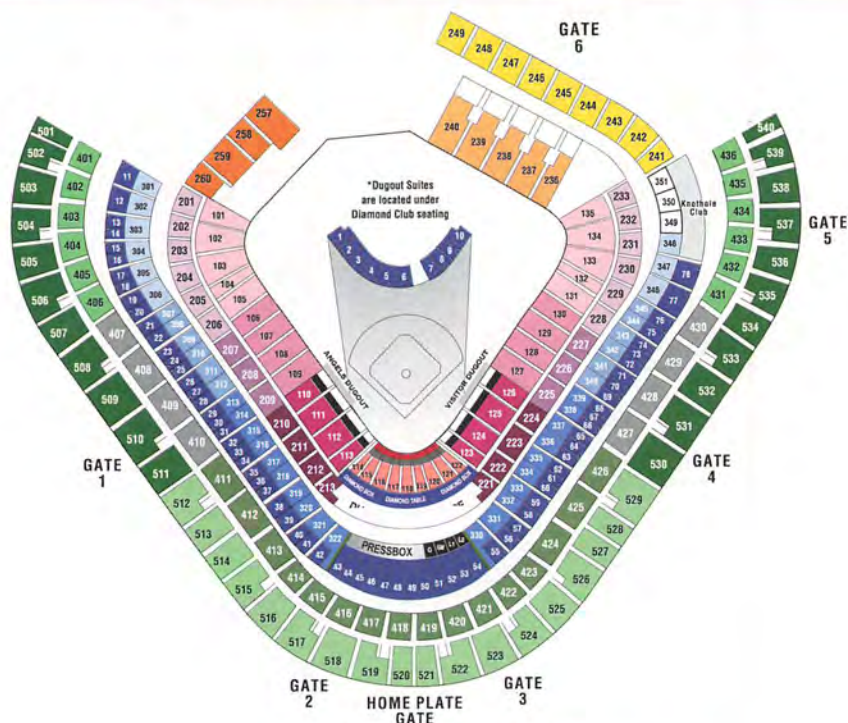
9,765 March 24, 2002, Angels 13, Giants 3

FREWAY SERIES HOME CROWDS - 50,000+

ATTENDANCE	DATE	OPPONENT	ATTENDANCE	DATE	OPPONENT
62,968	April 6, 1985	Los Angeles	59,090	April 6, 1991	Los Angeles
62,921	March 30, 1984	Los Angeles	58,874	April 1, 1989	Los Angeles
62,827	April 2, 1983	Los Angeles	58,353	April 1, 1989	Los Angeles
61,538	April 6, 1986	Los Angeles	57,408	April 1, 1983	Los Angeles
61,272	April 4, 1987	Los Angeles	55,983	April 3, 1992	Los Angeles
61,026	April 4, 1982	Los Angeles			



TICKET INFORMATION



SEASON SEAT PRICING

SEATING LEVEL	PER GAME SEASON TICKET PRICE	INDIVIDUAL GAME TICKET PRICE
DUGOUT MVP (ROW C)	\$ 58.00	\$ 60.00
(NEW NAME) FIELD HALL OF FAME (ROWS D-H)	\$ 52.00	\$ 55.00
FIELD MVP (ROWS J-Z)	\$ 46.00	\$ 50.00
TERRACE MVP	\$ 37.00	\$ 45.00
FIELD ALL-STAR	\$ 32.00	\$ 35.00
TERRACE ALL-STAR	\$ 25.00	\$ 31.00
FIELD BOX	\$ 24.50	\$ 29.00
TERRACE BOX	\$ 22.50	\$ 26.00
LOWER VIEW MVP	\$ 20.50	\$ 26.00
LOWER VIEW ALL-STAR	\$ 10.50	\$ 18.00
LOWER VIEW BOX	\$ 7.50 (1)	\$ 15.00
VIEW MVP	\$ 9.00	\$ 16.00
VIEW	\$ 6.00 (2)	\$ 12.00
RIGHT FIELD MVP	\$ 10.00	\$ 15.00
RIGHT FIELD PAVILION	\$ 8.50	\$ 12.00
LEFT FIELD FAMILY PAVILION ADULT	Not Available	\$ 9.00
LEFT FIELD FAMILY PAVILION CHILD	Not Available	\$ 5.00
PREMIUM SEATING		INDIVIDUAL GAME TICKET PRICE
(NEW NAME) DIAMOND MVP (ROW C)	\$ 125.00	\$ 125.00
(NEW NAME) DIAMOND HALL OF FAME (ROWS D-H)	\$ 104.00	\$ 110.00
DIAMOND CLUB (ROWS J-W)	\$ 93.00	\$ 110.00
CLUB MVP	\$ 51.00	\$ 60.00
CLUB ALL-STAR	\$ 37.00	\$ 50.00
CLUB LODGE	\$ 31.00	\$ 34.00
KNIGHTS CLUB	\$ 36.00	\$ 36.00
SUITES/DIAMOND BOX AND TABLE	CALL (714) 940-2159 FOR MORE INFORMATION	CALL (714) 940-2159 FOR MORE INFORMATION
DISABLED SEATING		INDIVIDUAL GAME TICKET PRICE
DIAMOND CLUB WC	\$ 93.00	\$ 110.00
(NEW NAME) CLUB ALL-STAR WC	\$ 37.00	\$ 50.00
TERRACE MVP WC	\$ 37.00	\$ 45.00
TERRACE ALL-STAR WC	\$ 25.00	\$ 31.00
TERRACE BOX WC & SEMI-AMBULATORY	\$ 10.00	\$ 26.00
RIGHT FIELD PAVILION WC	\$ 6.00	\$ 12.00
LEFT FIELD FAMILY PAVILION WC & SEMI-AMBULATORY	\$ 8.50 Adult/	\$ 9.00 Adult/\$5.00 Child

(1) BUY 2 @ BOX OFFICE PRICE, GET 2 FREE BOX OFFICE PRICE \$15.00/SEAT (AVERAGE \$7.50/SEAT)
 (2) BUY 2 @ BOX OFFICE PRICE, GET 2 FREE BOX OFFICE PRICE \$12.00/SEAT (AVERAGE \$6.00/SEAT)

ANGEL

STADIUM
ANAHEIM

©2007 Angels Baseball LP

2007 PROMOTIONAL SCHEDULE

Date	Opponent	Promotion / Event
April 2	Texas	Opening Night 2007 Magnet Schedule (All Fans) - courtesy of AT&T
April 3	Texas	Tim Salmon Bobblehead Doll - courtesy of Chevy (All Fans)
April 5	Oakland	K-Rod T-Shirt - courtesy of Toshiba (All Fans)
April 6	Oakland	Wells Fargo Big Bang Friday
April 7	Oakland	Guerrero Metal Lunchbox - courtesy of Memorial Care (For Fans ages 2-18)
April 8	Oakland	Kids Home Opener (Participatory Event for Fans ages 2-18) McDonalds Family Sunday
April 20	Seattle	Wells Fargo Big Bang Friday
April 22	Seattle	McDonalds Family Sunday Little League Day - courtesy of Bank of America
April 23	Detroit	Angels Calendar - courtesy of Suzuki (All Fans)
April 25	Tampa Bay	Replica Cap - courtesy of Dairy Queen (All Fans)
May 4	Chicago (AL)	Wells Fargo Big Bang Friday
May 5	Chicago (AL)	Little League Day - courtesy of Bank of America
May 6	Chicago (AL)	McDonalds Family Sunday Little League Day - courtesy of Bank of America
May 8	Cleveland	Rally Monkey Ty Beanie Baby - courtesy of Pringles (All Fans)
May 9	Cleveland	Guerrero Banner - courtesy of OCJobFinder.com/monster (All Fans)
May 18	Los Angeles (NL)	Wells Fargo Big Bang Friday
May 20	Los Angeles (NL)	McDonalds Family Sunday
May 28	Seattle	Memorial Day Fireworks
May 29	Seattle	Jersey Clock - courtesy of Wild Rivers (All Fans)
May 31	Baltimore	Duffle Bag - courtesy of Frazee Paint (All Fans)
June 1	Baltimore	Wells Fargo Big Bang Friday
June 3	Baltimore	McDonalds Family Sunday Little League Day - courtesy of Bank of America
June 5	Minnesota	Jered Weaver Bobblehead Doll - courtesy of Banco Popular (All Fans)
June 18	Houston	Angels T-Shirt - courtesy of Wescom (All Fans)
June 19	Houston	Wristband Watch - courtesy of San Diego Zoo (For Fans ages 2-18)
June 22	Pittsburgh	Wells Fargo Big Bang Friday
June 23	Pittsburgh	Mesh Hat - courtesy of Autotrader.com (All Fans)
June 24	Pittsburgh	McDonalds Family Sunday Little League Day - courtesy of Bank of America
June 25	Kansas City	12-Pack Cooler - courtesy of ARCO am/pm (All Fans)
June 26	Kansas City	Mesh Player Jersey - courtesy of MemorialCare (For Fans ages 2-18)
June 27	Kansas City	Camp Halo
July 13	Texas	Wells Fargo Big Bang Friday
July 15	Texas	McDonalds Family Sunday / Photo Day
July 23	Oakland	Halo Noisemaker
July 25	Oakland	Camp Halo
July 27	Detroit	Wells Fargo Big Bang Friday
July 29	Detroit	McDonalds Family Sunday Kids Run the Show (Participatory Event for Fans ages 2-18)
Aug. 6	Boston	Rancho Cucamonga Quakes Day
Aug. 10	Minnesota	Wells Fargo Big Bang Friday
Aug. 11	Minnesota	Hall of Fame Hat - courtesy of Pechanga Resort (All Fans)
Aug. 12	Minnesota	McDonalds Family Sunday
Aug. 23	Toronto	Rally Monkey Kids Cap (For fans ages 2-18)
Aug. 26	Toronto	McDonalds Family Sunday
Aug. 31	Texas	Wells Fargo Big Bang Friday
Sept. 1	Texas	Back-to-School Binder (For fans ages 2-18)
Sept. 2	Texas	McDonalds Family Sunday
Sept. 3	Oakland	Labor Day Fireworks
Sept. 4	Oakland	Hispanic Heritage Maracas (All Fans)
Sept. 6	Cleveland	Fleece Blanket - courtesy of FSN (All Fans)
Sept. 7	Cleveland	Wells Fargo Big Bang Friday
Sept. 8	Cleveland	Back-to-School Backpack (For fans ages 2-18)
Sept. 9	Cleveland	McDonalds Family Sunday / Salute to Kids (Participatory Event for Fans 2-18)
Sept. 21	Seattle	Wells Fargo Big Bang Friday
Sept. 23	Seattle	Fan Appreciation Day Team Photo - courtesy of AT&T (All Fans)

All game dates, opponents, promotions and events are subject to change without prior notice.

2007 ANGELS SCHEDULE

APRIL

SUN	MON	TUE	WED	THU	FRI	SAT
1	2 FSN TEX 7:05	3 KCOP TEX 7:05	4 FSN TEX 12:35	5 FSN OAK 7:05	6 KCOP OAK 7:05	7 KCOP OAK 6:05
8 KCOP OAK 12:35	9	10 FSN CLE 4:05	11 FSN CLE 4:05	12 FSN CLE 9:05AM	13 FSN BOS 4:05	14 FOX BOS 12:55
15 KCOP BOS 10:05	16 FSN BOS 7:05AM	17 FSN OAK 7:05	18 FSN OAK 12:35	19	20 FSN SEA 7:05	21 KCOP SEA 6:05
22 KCOP SEA 12:35	23 KCOP DET 7:05	24 FSN DET 12:35	25 FSN TB 7:05	26 FSN TB 12:35	27 FSN CWS 5:11	28 KCOP CWS 4:05
29 KCOP CWS 11:05	30 FSN KC 5:10					

MAY

SUN	MON	TUE	WED	THU	FRI	SAT
		1 FSN KC 5:10	2 FSN KC 5:10	3 FSN KC 11:10	4 FSN CWS 7:05	5 FOX CWS 12:55
6 KCOP CWS 12:35	7	8 FSN CLE 7:05	9 FSN CLE 7:05	10 FSN CLE 12:35	11 FSN TEX 5:05	12 FOX TEX 12:55
13 KCOP TEX 12:05	14 FSN TEX 11:05	15 FSN SEA 7:05	16 FSN SEA 7:05	17 FSN SEA 7:05	18 FSN LAD 7:05	19 KCOP LAD 6:05
20 FSN LAD 12:35	21	22 FSN DET 4:05	23 FSN DET 4:05	24 FSN DET 10:05	25 FSN NYY 4:05	26 KCOP NYY 10:05
27 KCOP NYY 10:05	28 FSN SEA 6:05	29 FSN SEA 7:05	30 FSN SEA 7:05	31 FSN BAL 7:05		

JUNE

SUN	MON	TUE	WED	THU	FRI	SAT
					1 FSN BAL 7:05	2 KCOP BAL 6:05
3 KCOP BAL 12:35	4 FSN MIN 7:05	5 FSN MIN 7:05	6 FSN MIN 12:35	7	8 FSN STL 5:10	9 KCOP STL 4:15
10 KCOP STL 11:15	11	12 FSN CIN 4:10	13 FSN CIN 4:10	14 FSN CIN 9:35AM	15 KCOP LAD 7:40	16 FOX LAD 12:55
17 FSN LAD 7:05	18 FSN HOU 7:05	19 FSN HOU 7:05	20 FSN HOU 7:05	21	22 FSN PIT 7:05	23 KCOP PIT 6:05
24 KCOP PIT 12:35	25 FSN KC 7:05	26 FSN KC 7:05	27 FSN KC 12:35	28	29 KCOP BAL 4:05	30 KCOP BAL 4:05

JULY

SUN	MON	TUE	WED	THU	FRI	SAT
1 ESPN BAL 10:35	2	3 FSN TEX 5:35	4 FSN TEX 5:35	5 FSN TEX 5:35	6 FSN NYY 4:05	7 FOX NYY 12:55
8 KCOP NYY 10:05	ALL-STAR BREAK (SF)			12	13 FSN TEX 7:05	14 KCOP TEX 6:05
15 KCOP TEX 12:35	16	17 FSN TB 4:10	18 FSN TB 4:10	19 FSN TB 9:10AM	20 KCOP MIN 5:10	21 KCOP MIN 4:10
22 ESPN MIN 11:10	23 KCOP OAK 7:05	24 FSN OAK 7:05	25 FSN OAK 12:35	26	27 KCOP DET 7:05	28 FOX DET 12:55
29 ESPN DET 12:35	30 KCOP SEA 7:05	31 FSN SEA 7:05				

AUGUST

SUN	MON	TUE	WED	THU	FRI	SAT
			1 FSN SEA 7:05	2 FSN OAK 7:05	3 FSN OAK 7:05	4 FOX OAK 12:55
5 KCOP OAK 1:05	6 FSN BOS 7:05	7 FSN BOS 7:05	8 FSN BOS 7:05	9	10 FSN MIN 7:05	11 KCOP MIN 6:05
12 KCOP MIN 12:35	13	14 FSN TOR 4:07	15 FSN TOR 4:07	16 FSN TOR 4:07	17 FSN BOS 4:05	18 KCOP BOS 4:05
19 KCOP BOS 11:05	20 FSN NYY 7:05	21 FSN NYY 7:05	22 FSN NYY 7:05	23 FSN TOR 7:05	24 KCOP TOR 7:05	25 KCOP TOR 6:05
26 KCOP TOR 12:35	27 FSN SEA 7:05	28 FSN SEA 7:05	29 FSN SEA 1:35	30	31 FSN TEX 7:05	

SEPTEMBER

SUN	MON	TUE	WED	THU	FRI	SAT
						1 FOX TEX 12:55
2 KCOP TEX 12:35	3 FSN OAK 6:05	4 FSN OAK 7:05	5 FSN OAK 12:35	6 FSN CLE 7:05	7 KCOP CLE 7:05	8 KCOP CLE 6:05
9 KCOP CLE 12:35	10	11 FSN BAL 4:05	12 FSN BAL 4:05	13 FSN BAL 4:05	14 FSN CWS 5:11	15 KCOP CWS 4:05
16 KCOP CWS 11:05	17 FSN TB 7:05	18 FSN TB 7:05	19 FSN TB 7:05	20 FSN SEA 7:05	21 FSN SEA 7:05	22 KCOP SEA 6:05
23 KCOP SEA 1:05	24 FSN TEX 5:05	25 FSN TEX 5:05	26 FSN TEX 11:05	27	28 KCOP OAK 7:05	29 KCOP OAK 1:05

KCOP = My 13 Telecast
FSN = FSN West Telecast
FOX = FOX National Telecast
ESPN = ESPN National Telecast

ALL GAME DATES, TIMES AND OPPONENTS ARE TENTATIVE AND SUBJECT TO CHANGE WITHOUT PRIOR NOTICE. ALL GAME TIMES ARE PACIFIC TIME.

ALL GAMES CAN BE HEARD ON ANGELS FLAGSHIP RADIO STATION 710 ESPN & AM830.



HOME GAME



ROAD GAME

* TENTATIVELY SCHEDULED AS AN ESPN SUNDAY EVENING GAME. TIME OF GAME TBD.

AM 830

710 *ESPN*
EXPERIENCE SPORTS

my *13*

FSN

FOX

ESPN



YOUR WORLD. YOUR PEPSI.

**Proud
Sponsor
of**



AN AMERICAN REVOLUTION

TRUCK OF THE YEAR * 2



2007 NORTH AMERICAN TRUCK OF THE YEAR 2007 MOTOR TREND TRUCK OF THE YEAR†



ALL NEW CHEVY SILVERADO This truck's got game. A new, stronger frame. More intelligent engines that help you tow more and stop at the pump less. And now, every 2007 Silverado® is backed by the GM® 100,000 mile/5-year Powertrain Limited Warranty! The 2007 Silverado. From Chevy.™ The most dependable, longest-lasting trucks on the road.™ America, meet your truck at SoCalChevy.com **THIS IS OUR COUNTRY. THIS IS OUR TRUCK.™**



*Vortec MAX shown. EPA est. MPG 15 city/19 hwy. †Whichever comes first. See dealer for details. **Dependability based on longevity: 1981-July 2006 full-line light-duty truck company registrations. Excludes other GM divisions. ©2007 GM Corp. Buckle up, America!