

2009 ANGELS INFORMATION GUIDE



brand **affinity** technologiesSM

We're proud supporters
of the Angels!

brand**affinity**.net

© 2009 Brand Affinity TechnologiesSM All Rights Reserved.



More publications available at:

www.retroseasons.com/library/

2009 INFORMATION GUIDE

Vice President of Communications

Tim Mead

Researched, Written and Edited by

Eric Kay, Nancy Mazmanian, Jen Hoyer,
Lindsay McHolm, Larry Babcock, Shane Demmitt
and Ryan Cavinder

Team Photography

Deb Robinson, John Cordes and
Bob Binder

Additional Photography

Major League Baseball,
Richard S. Kee, Scott Quintaro, Ron Hastings
Howard Levine, Lou Sauritch, futureangels.com,
Fernando Escovar and Scott Clarke

Statistical Information

Elias Sports Bureau, STATS Inc., SABR, Howe
Sportsdata International, MLB Information
Systems, MLBAM, baseballreference.com,
retrosheet.org

Artwork & Design Layout

Ben Franklin Press, Inc. (Mike Chavez)

Cover Design

Mike Chavez

Printed by Ben Franklin Press, Inc.

Tempe, AZ

Copyright © 2009

Angels Baseball, L.P.



The information contained in this publication was compiled by the Angels and is provided as a courtesy to our fans and the media and may be used only for personal or editorial purposes. Any commercial use of this information is prohibited without the prior written consent of the Angels.

All MLB and team insignias depicted in this publication are the property of Major League Baseball and the respective teams and may not be reproduced for commercial purposes without the prior written consent of Major League Baseball.

All information published as of February 2009.

OUR BOLD LINE-UP CAN STRIKEOUT YOUR HUNGER!




DEL TACO ^{24 HOURS}
GO BOLD OR GO HOME.™

**FREE
CLASSIC TACO**

WITH THE PURCHASE OF ANY CLASSIC TACO

Coupon #18. Please present coupon upon ordering. One coupon per person per visit. Limit 1 offer per coupon. Valid only at participating Del Taco locations. Customers pay all applicable sales tax. No cash value. Expires 12/31/09


DEL TACO ^{24 HOURS}

TABLE OF CONTENTS

2009 ANGELS INFORMATION GUIDE



PRESTON GOMEZ 1923-2009

Angels Directory	2-3
The Angels and MLB Remember	4-5
Media Guidelines	6-7

FRONT OFFICE 9-27

Front Office Staff	10-18
Training Staff	19-20
Medical Staff	21
Clubhouse Staff	22
Staff Headshots	23-25
Scouting Staff	26-27

UNDER THE HALO 29-42

Television & Radio Information	30-31
Fox Sports West	30
AM 830/KWKW ESPN Deportes	31
Television, Radio Announcers & Engineer	32-34
Name, Logo & Colors	35-36
Community Relations/Angels Baseball Foundation	37-42

MANAGER & COACHES 43-54

Mike Scioscia	44-47
Coaching Staff	48-54

THE PLAYERS 55-188

40-Man Roster	56-166
Non-Roster Players	167-183
2008 40-Man Roster & Non-Roster	184-186
How 2009 Angels Were Built	187
2009 Numerical Roster, Pronunciation Guide & In-Season Birthdays	188

MINOR LEAGUE SYSTEM 189-249

Minor League Instructors	190
Minor League Affiliates	190-191
Minor League Field Staff	192-193
Minor League Managers	194-197
Additional Minor League Staff	198-199
2008 Minor League Review	200-201
2008 Minor League Awards & Honors	202-204
Annual Minor League Awards	205
2008 Draft Selections	206
2008 Affiliates Statistics	207-219
2009 Organizational Players	220-249



TABLE OF CONTENTS

2009 ANGELS INFORMATION GUIDE

T.O.C.



2008 IN REVIEW 251-290

Season Wrap-up	252-256
Transactions	257-259
Day-by-Day	260-262
Won-Lost Breakdown	263
Highs & Lows	264-265
Club Records Tied or Established	266-267
Catchers-Outfielder Statistics/Starters by Position, Order	268
Standings	269
Statistical Breakdowns	270-279
AL Rankings	280-281
AL Leaders	282-285
NL Rankings	286-287
NL Leaders	288-290

CLUB RECORDS 291-302

Club General – Season	292
Club Batting – Season	293
Club Fielding – Season	294
Club Pitching – Season	294
Individual Batting – Season	295-296
Individual Pitching – Season	296-297
Club General – Game	297
Club Batting – Game	297
Club Pitching – Game	298
Individual Batting – Game	298-299
Individual Pitching – Game	299
Club General – Consecutive	300
Club Batting – Consecutive	300
Club Pitching – Consecutive	300
Individual Batting – Consecutive	300-301
Individual Pitching – Consecutive	301
Individual Batting – Rookie Season	301
Starters – Rookie Season	302
Relievers – Rookie Season	302

CLUB HISTORY 303-429

Franchise History, Original Draft	304
Inaugural Game, Los Angeles Angels Firsts	305
Year-by-Year Records, Standings	306
All-Time Roster	307-311
Opening Day Lineups	312
Year-by-Year Statistical Review (1961-2007)	313-359
Career Leaders – Batting	360
Single Season – Batting	361-362
Rookie Single Season – Batting	363
Yearly Leaders Batting	364-366



TABLE OF CONTENTS

2009 ANGELS INFORMATION GUIDE

TOC

Club Batting, Designated Hitters	367
Club Pinch-Hitting	368
Angels' Grand Slams	369
Opponents Grand Slams	370
Pinch-Hit Home Runs, Inside-the-Park HR, HR in First At-bat as Angel, HR in First Game as Angel	371
Three Home Runs – Inning, Five-Six Hit Games	372
Career Leaders Pitching	373
Single Season Pitching	374
Rookie Season – Pitching	375
Yearly Leaders Pitching	376-378
Club Pitching	379
Low Hit Games By & Against Angels	380
Club Fielding	381
Games Played by Position	381
Highest Fielding Pct.	382
Triple Plays By & Against Angels	382
Day-by-Day Best/Worst Records	383
Day-of-the-Week Totals	384
Month-by-Month Totals, Angels vs. Divisions	385
Series Sweeps	386
Marathon Games	387
Extra Innings, Winnings Streaks, Losing Streaks	388
Angels Stealing Home, Home Rainouts, At the All-Star Break	389
The Last Time	390
Angel Stadium	391-392
Anaheim Stadium – A Look Back	393
Year-by-Year Total Attendance	395
Sellouts at Angel Stadium, Opponents Record Attendance	395
All-Time Regular Season Attendance, Post-Season Attendance at Angel Stadium	395
Angels' Notable Trades	396-397
No. 1 Draft Selections	398-399
Angels' Award Winners	400
BBWAA & Gene Autry Trophy Award Winners	401
Angels' Player of Week Winners	402
Angels' Player of Month Winners, All-Star Game Selections	403
Angels in Post-Season	404-425
Angels' Post-Season Career Leaders	426
Angels' Hall of Fame	427-429



TABLE OF CONTENTS

2009 ANGELS INFORMATION GUIDE

T.O.C.



MAJOR LEAGUE BASEBALL.....431-482

National Baseball Hall of Fame and Museum.....	432
MLB Directory.....	433
2009 Opponents Information.....	434-463
Items of Interest.....	464-466
2009 Key Dates, Statistical Services, Angel Stadium Pre-Game Schedules.....	467
Medical Glossary.....	468-469
World Series Champions.....	470
Most Valuable Players.....	471
Cy Young Winners.....	472
Rookie of the Year Winners.....	473
Tempe Diablo Stadium.....	474-475
2009 Spring Training Information.....	476
2009 Spring Training Schedule.....	477
2008 Spring Training Stats.....	478
All-Time Spring Training Record.....	479
2009 Angels' Ticket Information & Stadium Map.....	480
2009 Angels' Promotional Schedule.....	481
2009 Angels' Schedule Grid.....	482

FILLER BOXES INDEX

2009 Top Prospects by <i>Baseball America</i>	193	HR, RBI in a Month.....	294
“.300-30-100”.....	266	Managerial Records, All-Time.....	47
30 HR and 100 RBI in Consecutive Seasons.....	267	Memorial Uniform Markings.....	176
Angel Stadium Ground Rules.....	394	MLB Security Policies.....	7
Angel Stadium, Facts & Figures.....	391	“Monster Months”, Best Individual Months.....	259
“Be Like Mike”.....	45	Most Gold Gloves, AL Outfielders.....	93
Best Averages, Minimum 250 Games.....	103	Nick Kamzic Scout of the Year Award.....	26
By the Decade.....	384	Organizational Leaders.....	204
Cedar Rapids Franchise Honored.....	199	Pre-Game Schedules.....	467
“Century Club”, Angels 100-RBI seasons.....	90	Radio Broadcasters, All-Time.....	33
Did You Know? Active Managerial Wins.....	48	Radio Affiliates.....	31
Did You Know? Nolan Ryan.....	429	Retired Numbers.....	423
Fred Haney Memorial Award.....	477	Roberto Clemente Award.....	472
Freeway Series, Home Crowds.....	479	Stadium Policies.....	392
General Managers of the Angels.....	15	Statistical Services.....	467
Gehrig & Guerrero.....	86	Television Broadcasters, All-Time.....	32
Hit Streaks vs. One Opponent.....	283	Tempe Diablo Facts & Figures.....	474
Hitting Streaks.....	301	“Walk This Way”, Angels Walk-Off HR's since 2000.....	254
Howie Gershberg Minor League Pitcher of Year Award.....	202	Western Division Clinching Dates.....	425





ALL OF BASEBALL

Live and classic games,
expert analysis, and exclusive
new studio shows, all available
24/7 only on MLB Network.™

To find MLB Network™ in your area,
log onto mlbnetwork.com



Our National Pastime All The Time™

ANGELS DIRECTORY

2009 ANGELS INFORMATION GUIDE

T.O.C.



ANGEL STADIUM • 2000 GENE AUTRY WAY • ANAHEIM, CA 92806 • WWW.ANGELSBASEBALL.COM

Administrative Offices:

714/940-2000

Main Club Fax:

714/940-2001

Ticket Information:

714/634-2000

Home Ballpark:

Angel Stadium of Anaheim (2004)

2009 Capacity: 45,281

Team Colors:

Red (PMS 200)

Dark Red (PMS 202)

Navy Blue (PMS 289)

Silver (PMS 877)

Spring Training Facility:

Tempe Diablo Stadium

2200 W. Alameda

Tempe, AZ 85282

Club Affiliates:

Salt Lake Bees (PCL)

Arkansas Travelers (TL)

Rancho Cucamonga Quakes (CL)

Cedar Rapids Kernels (ML)

Orem Owlz (PL)

Tempe Angels (ASL)

Founded: 1960

EXECUTIVE MANAGEMENT

Chairman/Chief Executive Officer	Arturo "Arte" Moreno
President	Dennis Kuhl
Chief Financial Officer	Bill Beverage
Sr. Vice President, Sales and Marketing	John Carpino
Vice President, Communications	Tim Mead
Vice President, Finance and Administration	Molly Taylor Jolly
Vice President, Marketing and Ticket Sales	Robert Alvarado
Vice President, Corporate Sales	Richard McClemmy

BASEBALL OPERATIONS

General Manager	Tony Reagins
Assistant General Manager	Ken Forsch
Senior Advisor	Bill Stoneman
Special Assistants to GM	Gary Sutherland
Director, Scouting	Eddie Bane
Director, Player Development	Abe Flores
Director, Legal Affairs & Risk Management	David Cohen
Manager, Baseball Operations	Tory Hernandez
Assistant to Player Development and Scouting	Justin Hollander
Administrative Assistant, Player Development	Terri Shambaugh
Administrative Assistant, Scouting	Kathy Mair
Clubhouse Manager	Ken Higdon
Assistant Clubhouse Manager	Keith Tarter
Visiting Clubhouse Manager	Brian Harkins
Clubhouse Staff	Geoff Bennett, Kris Constanti, Shane Demmitt, Timothy Lara, Hector Vasquez
Senior Video Coordinator	Diego Lopez
Video Coordinator	Ruben Montano
Administration Manager, Tempe	Eric Blum
Assistant Clubhouse Manager, Tempe	Aaron Wiedeman

COMMUNICATIONS DEPARTMENT

Director, Communications	Nancy Mazmanian
Communications Manager	Eric Kay
Administrative Assistant, Communications	Jennifer Hoyer
Manager, Community Relations	Matt Bennett
Community Relations Coordinator	Lindsay McHolm
Publications Manager	Doug Ward
Traveling Secretary	Tom Taylor
Club Photographers	Debora Robinson, John Cordes, Bob Binder

ENTERTAINMENT DEPARTMENT

Manager, Entertainment & Production	Peter Bull
Producer, Video Operations	David Tsuruda
Associate Producer	Danny Pitts
Entertainment Supervisor	Heather Capizzi
Public Address Announcer	David Courtney



FINANCE AND ADMINISTRATION DEPARTMENT

Director, Human Resources	Jenny Price
Manager, Recruitment & Training	Brittany Johnson
Human Resources Representative	Arianna Fernandez
Travel Account Manager	Chantelle Ball
Controller	Cris Fisher
Accountants	Lorelei Largey, Kylie McManus, Jennifer Whyntoff
Accounting Assistant	Linda Chubak
Manager, Information Services	Al Castro
Sr. Network Engineer	Neil Farris
Sr. Customer Support Analyst	David Yun
Assistant Network Administrator	Paramjit Singh

CORPORATE SALES DEPARTMENT

Corporate Account Executives	Pennie Contos, Joe Furmanski, Mike Gullo, Jennifer Soliman Scott Adams, Rick Turner, Sabrina Warner
Spanish Radio Account Executives	Carla Enriquez, Rob Aylesworth
Sponsorship Services Manager	Cesar Sanchez
Sr. Sponsorship Services Coordinator	Maria Dinh
Sponsorship Services Coordinators	Derek Ohta, Jackie Perkins

SALES AND MARKETING DEPARTMENT

Marketing Associates	Matt Artin, Elaine Lombardi, Ernie Prukner, John Rozak
Marketing Coordinator/Graphic Designer	Jeff Lee
Ticket Sales Manager	Tom DeTemple
Client Services Manager	Brian Sanders
Event Manager	Manny Almaraz
Client Services Representatives	Arthur Felix, Ashley Green, Justin Hallenbeck, Brandon Joffe, Alisa Moreno, Matt Swanson, Kellie Wardecki
Group Sales Account Executive	Angel Rodriguez
Premium Sales & Service Representative	Brian Lawrence
Ticket Sales Account Executives	Clint Blevins, Jeff Leuenberger, Jasmin Matthews, Scott Tarlo
Administrative Assistant, Marketing	Monica Campanis
Administrative Assistant, Sales	Pat Lissy

FACILITY SERVICES

Director, Facility Services	Mike McKay
Asst. Manager, Facility Services	Linda Fitzgerald
Maintenance Supervisor	David Tambllyn
Purchasing Manager	Ron Sparks
Purchasing Assistant	Suzanne Peters
Asset Coordinator	Daniel Angulo
Office Assistant	Jose Padilla
Receptionist	Cathy Valdez

BALLPARK OPERATIONS

Director, Ballpark Operations	Sam Maida
Event Manager	Calvin Ching
Manager, Security	Keith Cleary
Field/Ground Maintenance Manager	Barney Lopas
Receptionists	Sandy Sanford, Margie Walsh

TICKETING DEPARTMENT

Ticket Operations Manager	Sheila Brazelton
Assistant Ticket Manager	Susan Weiss
Ticketing Supervisor	Ryan Vance
Ticketing Representatives	Cyndi Nguyen, Clancy Holligan, Kim Weaver

MEDICAL STAFF

Medical Director	Dr. Lewis Yocum
Team Physician	Dr. Craig Milhouse
Orthopaedic Consultant	Dr. Orr Limpisvasti
Chiropractic Consultant	Brian Prieto
Head Athletic Trainer	Ned Bergert
Athletic Trainer	Rick Smith
Assistant Athletic Trainer	Adam Nevala
Strength and Conditioning Coach	T.J. Harrington
Physical Therapist	David Hogarth
Administrative Assistant, Trainers	Chris Titchenal

THE ANGELS & MLB REMEMBER...

2009 ANGELS INFORMATION GUIDE

T.O.C.



PRESTON GOMEZ

Preston Gomez, who devoted over 65 years of his life to professional baseball, passed away January 13 in Fullerton, CA. He was 86.

"The Angels family has lost one of its invaluable members, and one of baseball's truly great ambassadors," said Angels' General Manager Tony Reagins at the time of his passing.. "His influence and impact on so many throughout the industry is impossible to measure. Though he will be missed, Preston's legacy will forever remain a part of this organization."

"Preston had an incredible passion for baseball and was a mentor for all of us who were fortunate to spend time with him," said Angels' Manager Mike Scioscia, who yearly invited Gomez to take an active role in instructing during spring training. "He will certainly be missed, but I know his presence will be felt every time we take the field because of the knowledge and wisdom that he imparted to us."

On March 26, 2008, he was returning to California following his time in spring training with the ballclub in Tempe, AZ when he was struck by a truck while walking to his car. He was never able to recover from the injuries sustained in the accident.

During his career, Gomez served as a player, coach, manager, talent scout and consultant. He spent his last 28 years in baseball with the Angels, first as a major league coach and later as a special assistant to the General Manager.

A native of Havana, Cuba, Gomez began his playing career in 1944 as a 21-year-old shortstop with the Washington Senators. He was brought to the U.S. by the ballclub when major league rosters were depleted because of World War II. He batted .286 in eight games before spending the rest of his playing career in the minor leagues. Gomez had his finest season in the minors in 1951, batting .268 with nine home runs and 58 RBI for Three Rivers (PA).

After his playing career ended, Gomez first managed in the Mexican Winter League before being offered a minor league coaching position by the Dodgers. He spent eight seasons as a minor league manager in the Cincinnati, Los Angeles and New York Yankees farm systems, guiding clubs such as Fresno, Mexico City, Havana, Spokane and Richmond. He led the Dodgers' Spokane club to the Pacific Coast League pennant in 1960. He also spent time coaching with Houston and St. Louis.

In 1965, Gomez became the third-base coach for the Dodgers, where he served through four seasons, earning two National league pennants and a World Series title. He left the club in 1969 to manage the expansion San Diego Padres (1969-72), joining former Dodgers' Vice-President Buzzie Bavasi. He later managed the Houston Astros (1974-75) and Chicago Cubs (1980).

Gomez compiled a 346-529 (.395) managerial record in seven seasons. He then joined the Angels' organization in 1981 as third base coach, a position he held for four seasons (1981-84) before becoming a special assistant to the General Manager.

Born April 20, 1923, in Central Preston, Oriented, Cuba, Gomez was inducted into the Hispanic Baseball Heritage Museum Hall of Fame, May 3, 2003.

He is survived by his wife Elizabeth, brother Jose Gomez, sisters Rachel Valz and Sara Raspall, son Pedro, daughter Elia, step-daughter Claudia Astorga, adopted son Carlos Becerra, and grandchildren Sergio, Jr. and Eliana.



E.J. "BUZZIE" BAVASI

E.J. "Buzzie" Bavasi, one of the most colorful General Manager's in baseball history, passed away last May 21 at the age of 92. A baseball executive for nearly a half-century, Bavasi served as GM of the Angels from October 24, 1977 until his retirement, September 1, 1984.

Bavasi began his career in 1940 as the business manager of the Dodgers' Americus, GA farm team in 1940. He spent three seasons as an executive in the low minors before entering the Army, where he was a machine-gunner in the Italian campaign, winning a bronze star.

Bavasi would return from service to his country and took over management of the Dodgers' Nashua, N.H. farm club in 1946. In 1951, he assumed the title of GM for the Brooklyn Dodgers. In his 18 years with the Dodgers, his ballclub's appeared in eight World Series, winning four (1955, 1959, 1963 and 1965) while losing in 1952, 1953, 1956, and 1966.

He resigned from the Dodgers when the opportunity presented itself to oversee the expansion San Diego Padres in 1969. Bavasi would serve as Team President of the Padres from 1969-1977, before moving north and a new role as Executive Vice-President of the then California Angels. He was in charge of the organization during its first two championship seasons (1979, 1982).

Bavasi was involved in several of baseball's groundbreaking initiatives, including helping to integrate professional baseball with future Dodger greats Don Newcombe and Roy Campanella when all three were with the Dodgers farm system in New Hampshire in 1946. He also assisted in bringing baseball to the West Coast when the Dodgers moved in 1958, and also helped establish the expansion franchise in San Diego.

He is survived by four sons; Peter, Bill, Chris and Bob; nine grandchildren and five great grandchildren. Peter served as GM for the Padres, Blue Jays and Cleveland Indians, while Bill served in a similar capacity for the Angels and Mariners. He is now an assistant to Cincinnati GM Walt Jocketty.



THE ANGELS & MLB REMEMBER...

2009 ANGELS INFORMATION GUIDE

Bavasi was always a "bigger than life" leader for those who worked for him during his tenure with the Angels. He will always be remembered for the interest he showed in his employees, his famous "letter-writing" to so many, and above all, his loyalty and respect for Gene Autry.



MATT McHALE

Matt McHale, one of the Southland's more popular sportswriters, passed away last July 14 from a heart attack, at the much too young age of 50. He was best known for his work covering the Los Angeles Dodgers and Los Angeles Kings.

During his time covering sports in Southern California, Matt was employed by the Daily News, Orange County Register, Pasadena Star-News and the Associated Press. He also served as deputy sports editor for the Daily News and sports editor of the L.A. Newspaper Group.

Matt had a gift for story-telling, and was someone who took a great sense of pride in each and every article or column attached to his name. He had a love and passion for the game of baseball, and worked diligently to learn and understand the intricacies of the game from those who managed, coached and played it.

Matt was known for his calm demeanor and the easy-going manner in which he communicated with athletes. He was fair in his representation of players or situations he wrote about, and always professional and diligent in approach.

In recent years, Matt had battled diabetes, yet remained upbeat and optimistic when queried about his health. Though he will be missed, his memory will long be remembered by numerous members of the media in the area, as well by many in front offices throughout the sports industry in Southern California.



BILLY MUFFETT

Billy Arnold Muffett, a former pitching coach for the California Angels from 1974-77, passed away last June 15 at his home in Monroe, Louisiana. He was 77.

Born in Hammond, Indiana, Muffett made

his Major League debut for the St. Louis Cardinals on August 3, 1957. He would later pitch for the San Francisco Giants and concluded with the Boston Red Sox, his last appearance coming April 28, 1962. His career included 125 overall games, with a 16-23 record and a 4.33 ERA.

After retiring as a player, Muffett spent 16 seasons as a Major League pitching coach for the Cardinals, Angels and Tigers between 1967-1994. He coached the Cardinals' 1967-68 pennant-winning clubs, including the 1967 World Series champions.

In 1987 he survived a bout with cancer in 1987, though he continued in his role as the Tigers pitching coach during his recovery.



GIL STRATTON

Gil Stratton, one of Southern California's sports casting mainstays as the voice of the Rams, horse racing from Santa Anita and as an anchor on Channel 2 News and KNX 1070 Newsradio, died last October 11 of congestive heart failure at

his home in Toluca Lake., He was 86.

A former Pacific Coast League umpire, Stratton's signature line, "I call 'em as I see 'em," became familiar to generations of Southern Californians during his 17-year tenure on "The Bigs News" (KNXT, now KCBS).

His sports-casting career included covering the Summer Olympics from Rome in the 1960s, calling the feature horse race on Saturdays from Santa Anita, Hollywood Park and Del Mar, and working as an announcer for the Rams during their time in the L.A. Memorial Coliseum.

A native of Brooklyn, N.Y., Stratton was born June 2, 1922. He attended Poly Prep in Brooklyn and earned his bachelor's degree from St. Lawrence University in Canton, N.Y. He started his acting career as a teenager and, at the age of 19, appeared on Broadway in the George Abbot production "Best Foot Forward" and also worked as a radio actor. Two years later, he appeared in the film "Girl Crazy" with Mickey Rooney and Judy Garland, singing "Embraceable You" in duet with Garland.

Stratton joined the Army Air Forces during World War II, being inducted on stage in Chicago after a performance of "Best Foot Forward," and was trained at the gunnery school in Las Vegas. But he spent much of his time umpiring service ball, a skill he had picked up while going to college.

After the war, he settled in Southern California and picked up his acting career, appearing in films including "Stalag 17" with William Holden, "The Wild One," starring Marlon Brando, and "Monkey Business," with Cary Grant, Ginger Rogers and Charles Coburn.

He also did a wide variety of classic radio broadcasts, and when he wasn't working behind the mike or camera, he made a living, often behind the plate as an umpire for Pacific Coast League games for nine years in the 1950s.

He is survived by his wife of 47 years, Dee, and his children, Gilda Stratton, Billy Norvas, Gibby Stratton, Laurie O'Brien and Cary Stratton. He is also survived by eight grandchildren and three great-grandchildren.



MEDIA INFORMATION GUIDELINES

2009 ANGELS INFORMATION GUIDE

T.O.C.

ANGELS

ANGELS COMMUNICATIONS DEPARTMENT

2000 GENE AUTRY WAY • ANAHEIM, CA 92806

(714) 940-2014 • (714) 940-2205 FAX



TIM MEAD



NANCY MAZMANIAN



ERIC KAY



JEN HOYER

On behalf of the Angels Baseball Club, welcome to the 2009 Major League Baseball (MLB) season at Angel Stadium. Our goal is to make your job covering the Angels as convenient as possible.

ADMISSION TO ANGEL STADIUM: Enter through the Media Entrance, located at the Home Plate Gate (between Gates 2 and 3). The Media Entrance opens six hours prior to game time (four hours prior to day games).

CREDENTIALS: To obtain season or daily credentials, a request must be made on company letterhead and sent (via mail or fax) to the Angels Communications Department. Credentials will be issued only to legitimate newsgathering agencies. Requests must be made at least 24 hours in advance of the day of the game, or by 2:00 p.m. Friday for Saturday and Sunday contests. Credentials may be picked up at Media Will Call, located inside the Ticket Office at the Home Plate Gate, which opens four hours prior to game time (three hours before day games). Identification will be required. Media members with BBWAA credentials should notify Angels Communications when planning to cover a contest to reserve a seat in the press box. ALL CREDENTIALS ARE NON-TRANSFERABLE; ANY UNAUTHORIZED USE WILL BE CAUSE FOR CONFISCATION OF CREDENTIAL AND EJECTION FROM ANGEL STADIUM.

PARKING: Media must enter Angel Stadium through the Orangewood Media/VIP/Bus entrance and park in designated parking areas. Parking is free of charge with valid credentials. If attending on a single game basis, call the Angels Communications Department at least 24 hours in advance of the game for parking arrangements. If arrangements are not made, a parking fee may be charged and no refunds can be given.

PHOTOGRAPHY: Photo credentials are issued in the same manner as other credentials. Due to limited photo locations, it is impossible to allow freelance photographers access unless assigned by a legitimate newsgathering agency.

PRESS BOX: Space in the Angels' press box is available for accredited members of the media on assignment only. The lower level is reserved for writers and broadcast reporters, while the upper level is for live coverage by television and radio networks. Charge telephones and wireless are also available on the lower level. Your cooperation is requested in maintaining a working press



MEDIA INFORMATION GUIDELINES

2009 ANGELS INFORMATION GUIDE

T.O.C.

box atmosphere. Both club's games notes, statistical information, press releases, roster sheets, and minor league results will be available. Please ask a Communications Representative for any additional information you may need. Facsimile service is available by contacting the Angels Communications Department prior to game time.

INTERVIEWS: Requests for interviews needing advance preparation or special accommodation by an Angels player or staff member are to be directed to the Angels Communications Department. This includes all live television interviews for pre-game and post-game as well as all on-field requests during batting practice.

CLUBHOUSES: The Angels clubhouse is open 3-1/2 hours prior to game time and will remain open until one hour before game time. Both clubhouses will also open 10 minutes following the conclusion of the game. The visiting clubhouse is governed by the visiting club. The Umpires Dressing Room is off-limits to the media. If a comment or interpretation from the umpire crew chief is needed, a pool reporter may be assigned.

PRE-GAME PROCEDURES: Prior to most games, the Angels will take batting practice approximately two and one-half hours prior to game time.

PRESS DINING ROOM: Prior to each home game, media with season, MLB, or single-game credentials are welcome to dine in the Press Dining Room. There will be a \$10.00 fee charged for each meal. Refreshments are also available during the game through the seventh inning. Dining room usage is limited to those with proper credentials. It is impossible to accommodate family members, friends, or guests. NO ONE UNDER 18 years of age will be permitted in the dining room. As a professional courtesy, we ask that you dress in appropriate business attire. Any abuse of these privileges may cause forfeiture of credentials.

STATISTICIAN SERVICES: Statisticians to assist TV and radio broadcasts may be acquired by contacting Angels Communications at (714) 940-2014 with 24 hours advance notice.

TELEPHONES: As a courtesy, the Angels provide a limited number of charge-a-call telephones throughout the press box which are available on a first-come basis. To order your own telephone line, contact the Angels Communications Department at (714) 940-2014. The Angels will not be responsible for costs.

NO AUTOGRAPHS: ANY MEMBER OF THE MEDIA REQUESTING AUTOGRAPHS OR PERSONAL PHOTOGRAPHS FROM PLAYERS OR COACHES WILL HAVE PRESS ACCESS REVOKED.

We hope these guidelines will assist you in your coverage of the Angels and Major League Baseball at Angel Stadium. Please do not hesitate to contact us if you need additional assistance. We look forward to working with you.

MLB SECURITY POLICIES

Bag Inspections: Fans may not bring coolers, backpacks and large bags (exceeding 16x16x8) into any ballpark. All bags will be inspected before they are permitted into the ballpark.

Vehicles: Only authorized vehicles may be parked within 100 feet of any ballpark exterior. Authorized vehicles may include law enforcement/emergency vehicles, broadcast equipment trucks, and vehicles of Club staff, players and their families and umpires. Unattended cars left overnight will be investigated and removed as soon as possible.

Clubhouse and Field Access: Clubhouse security will be provided for at least four hours prior to each game. With the exception of permitted players' family members, absolutely no one without proper credentials will be given access to the clubhouse, field or press box. Except for uniformed players and staff, all persons entering the clubhouse or field area (including credentialed personnel and permitted players' family members) must present photo identification and be logged in prior to gaining access.

Club security personnel will make random credential checks of photographers and others present on the field. All equipment and bags used by members of the press must be thoroughly inspected before being allowed into a ballpark. All broadcast equipment trunks must be removed from the ballpark immediately following pre-game set-up.





MARIA™

UNDERTAKER®

UMAGA™

MVP™

TRIPLE H®



NEW HOME.
NEW ATTITUDE.

FRIDAYS 8PM





FRONT OFFICE

2009 ANGELS INFORMATION GUIDE



ARTURO "ARTE" MORENO OWNER

Arte Moreno was introduced as the third owner in Angels' franchise history in May 2003. As owner of the Angels, Moreno's impact has been immediate. He has guided the Angels with a large market approach which led to four West Division championships and six consecutive seasons drawing over three million fans, resulting in a combined home attendance of over 20 million. In just four years, his support of the Baseball Operations Department has culminated in the key free-agent signings of 2004 A.L. MVP Vladimir Guerrero, 2005 Cy Young Award winner Bartolo Colon, eight-time Gold Glove outfielder Torii Hunter,

Kelvim Escobar, Orlando Cabrera and Gary Matthews Jr.

Following the 2005 season, Moreno was honored by the Los Angeles Sports Council as Los Angeles Sports Executive of the Year. And earlier that year Time Magazine named him as one of the 25 Most Influential Hispanics in America.

During Moreno's tenure, the Angels have been among the industry's best in the areas of Player Development and Scouting. The Angels minor league affiliates have reached the playoffs 21 times while capturing 14 division titles and four league titles. The Angels' farm system posted winning records in five of the six seasons (2003-05-06-07-08) and was named "Minor League Organization of the Year" in 2003 by The Sporting News and 2007 Farm System of the Year by the Minor League News.

Moreno advanced the establishment of the Angels Baseball Foundation in June 2003. The Foundation focuses on initiatives aimed to create and improve education, health care, arts and sciences, and community-related youth programs throughout the region, in addition to providing children the opportunity to experience baseball and its positive attributes.

In addition to his responsibilities with the Angels and various committees within Major League Baseball, Moreno is also a member of the Little League Foundation Board of Trustees, which assists Little Leagues in all 50 U.S. states and more than 70 other countries with more than 2.7 million participants.

In the mid-80s, Moreno was among a group who owned the former single-A Salt Lake Trappers of the Pioneer League. Under his group's ownership, the Trappers went on to win three championships. He was later an original investor in the Arizona Diamondbacks, and a former part owner of the NBA's Phoenix Suns.

A native of Tucson, Arizona, Moreno served his country in Viet Nam as a member of the U.S. Army. After his tour of duty, he attended the University of Arizona, graduating with a Bachelors of Science degree in Marketing.

Moreno and wife Carole are active in their own philanthropic efforts. They established the Moreno Family Foundation, which supports non-profit organizations focusing on youth and education. They are the parents of three children.

ANGELS





DENNIS KUHL **PRESIDENT**

Dennis Kuhl begins his sixth year as President of the Angels after his appointment, Nov. 10, 2003 and oversees all day-to-day operations of Angels Baseball. He is the eighth president in Angels' history.

Under his leadership, the Angels have shown tremendous growth and advancement in key business initiatives, including sponsorship and marketing revenues, the nationwide expansion and marketing of the Angels brand, an upsurge in attendance (the Angels have topped the 3-million plateau for six straight seasons) and increased broadcasting revenue through television and radio partnerships.

Dennis, who has over 30 years experience in the Outdoor Advertising industry, came to the Angels after spending eight years as Executive Vice President, Western Region, for Viacom Outdoor. He began his career as an account Executive with Eller Outdoor of Phoenix, AZ in 1973.

In 1982 Dennis was named Vice President, General Manager of Gannett Outdoor of New Haven, Connecticut. After two years, he was promoted to Vice President, Western Region for Outdoor Network USA, a sales arm of Gannett Outdoor. He remained with Gannett Outdoor for the next 10 years in a variety of roles, resulting in his advancement to President of Gannett Outdoor New York in 1990.

After three years, Dennis left Gannett Outdoor in 1993 to become Vice President of National Sales for Outdoor Systems. The next year he was named Vice President, General Manager for Outdoor Systems in Atlanta, Georgia, and then Southern California.

Dennis, 59, has been very active in community organizations and charities throughout his career. A former member of the Walter Camp Football Foundation of New Haven, Connecticut, he also served as a board member of The Shire, a treatment facility in Mendham, NJ, which treats alcoholism in teenagers, and a board member of Young Black Achievers in Newark, NJ. He spent seven years as a Valley Big Brother in Phoenix, AZ, and was President of the Multiple Sclerosis Society (Phoenix Chapter).

Dennis is actively involved in several Southern California charities. He serves as the President of the "Light the Night" Event which supports the Leukemia and Lymphoma Society and is a founding board member of The Pacific Club IMPACT Foundation/Lott Trophy. He also serves on the Board of Governors at Chapman University, Board of Directors for the Los Angeles Sports Council and Board of Directors of the Newport Sports Museum.

A Boonton (NJ) native, Dennis graduated from the University of Arizona in 1970 with a degree in Business Administration. Prior to that, he attended Chamberlayne Junior College in Boston, MA. He currently resides in Newport Beach.





BILL BEVERAGE **CHIEF FINANCIAL OFFICER**

Bill Beverage enters his sixth season as Chief Financial Officer for the Angels after joining the organization in Nov. 2003. As the Angels' CFO, his duties include managing the day-to-day finances of the organization. In addition, he and Bill Levine became limited partners with Arte Moreno in an ownership group for the Angels, Oct. 24, 2003.

Prior to his current position, Beverage served as both controller and CFO during his 18-year career in the outdoor advertising industry.

Before he entered the outdoor advertising industry, Beverage was an auditor with Arthur Young after graduating from the University of Alabama with a Bachelor of Science in Accounting.

Bill and his wife reside in Phoenix, AZ.



JOHN CARPINO **SENIOR VICE PRESIDENT, SALES AND MARKETING**

Beginning his sixth season with the Angels, John Carpino serves as the Senior Vice President of Sales and Marketing after his appointment, Dec. 1, 2003. He oversees all aspects of marketing, promotions and ticket sales for the Angels organization.

Under Carpino's direction, the Angels' organization has enjoyed unprecedented financial growth in the sponsorship, marketing and ticketing divisions.

Carpino began his professional career in 1982 in the billboard industry, including stints in Tucson, AZ, Chicago, IL, Phoenix, AZ, and Los Angeles, CA. In 1985, he joined Arte Moreno at Outdoor Systems, a billboard company (which later became Viacom Outdoor in 2000 and CBS Outdoor in 2005) and spent 18 years in the Phoenix, AZ (1985-95) and Los Angeles (1995-2003) markets. Carpino oversaw \$200 million in sales for the Western Region.

Carpino, 50, was born in Chicago, Illinois and is a 1982 graduate of the University of Arizona with a degree in Business Administration. He serves on the Executive Board for the Orange County United Way. John and his wife Elizabeth have three children and reside in Laguna Beach.



MOLLY TAYLOR JOLLY **VICE PRESIDENT, FINANCE & ADMINISTRATION**

Molly Taylor Jolly is in her ninth season with the Angels and sixth as Vice President, Finance and Administration after her promotion, Nov. 14, 2003. She spent the three previous years as Director of Finance for both the Angels and Mighty Ducks of Anaheim.

Jolly oversees the financial operation of the Angels, including budgeting, accounting, planning, ticketing and payroll. She is also responsible for office administration, including human resources and information services.

Before joining the Angels organization in 2000, Jolly spent 11 years working for the Atlantic Richfield Company (ARCO), including six years (1989-94) at Arco Alaska in Anchorage, serving as an Inventory Accountant, Financial Analyst and Electronic Commerce Manager. In 1994, Molly was transferred to Arco Corporate in Los Angeles where she worked as an Internal Control Advisor and Project Manager. She was promoted in 1996 to Financial Manager and Strategic Planning Senior Consultant for the Arco Products Company.

Jolly began her career in 1988 as an auditor for the Arthur Anderson Company in Boston, MA.

A 1988 graduate of Holy Cross with a Bachelor of Arts degree in Economics/Accounting, Jolly graduated from the Anderson School at UCLA with a Masters degree in Business Administration in 1999. She and her husband Burt reside in Anaheim Hills.



TIM MEAD **VICE PRESIDENT, COMMUNICATIONS**

Tim Mead begins his 30th season in the Angels' organization and 12th as Vice President, Communications following his appointment, Feb. 9, 1998. He oversees all media relations, publicity, broadcasting, community relations and publications efforts of the Angels.

Before his current appointment, Mead spent four seasons as Assistant General Manager (1994-97) under former GM Bill Bavasi.

Mead, 50, began his career with the Angels as an intern in the public relations department in 1980. He was appointed Director of Media Relations in 1985 and later Assistant Vice President of Media Relations in 1991. During his tenure in Media Relations, Mead and his staff have been responsible for the handling of media during the 1986, 2004, 2005, 2007 and 2008 Angels' post-season appearances, the 1989 All-Star Game and the Angels memorable World Series run in 2002. He has also assisted Major League Baseball at several All-Star Games, League Championship Series, World Series and World Baseball Classics.

Mead was the recipient of the 2000 Robert O. Fishel Award for PR excellence, which recognizes the "active non-uniformed representative of Major League Baseball whose ethics, character, dedication, service, professionalism and humanitarian efforts best represent the standards propounded by Robert O. Fishel" (longtime baseball executive). He was also honored in May 2005 with the first Distinguished Alumnus Award for Athletics by his alma mater Cal Poly Pomona.

In April 2002, Mead took part in the Joint Civilian Orientation Conference (JCOC) designed by the Department of Defense. He was one of 60 civilians chosen by the Pentagon to attend the conference, traveling to the Pentagon, Norfolk Naval Air Station in VA; Sheppard Air Force Base, Sheppard, Texas; Fort Bragg and Camp Lejeune, NC and Ofutt Air Force Base in Omaha, Nebraska to see the United States Strategic Command Center. The trip is designed to present a clearer picture and understanding of the military to civic and community leaders across the country.

The Athens, Greece, native is a 1980 graduate of Cal Poly Pomona with a Bachelor of Science degree in Communications. Mead is a Member of the Board of Directors for the Orange County Sports Youth Association and assists other charitable groups such as Amigos de los Niños and the Anaheim Family Justice Center. Mead also serves on the advisory committee for the Sports Management Program at Long Beach State and the Dean's Advisory Board for the College of Communications at Cal State Fullerton. He and his wife Carole have one son, Brandon, and reside in Diamond Bar.





RICHARD McCLEMMY **VICE PRESIDENT, CORPORATE SALES**

Richard McClemmy, who begins his 19th year with the Angels organization in 2009, was promoted to Vice President of Corporate Sales, Nov. 29, 2007. McClemmy, 47, is responsible for leading the organization's corporate sponsorship efforts.

Prior to his promotion, McClemmy served as the Angels' Director of Corporate Sales since 1998 after spending his first seven years in the organization in numerous roles, including Season Sales, Group Sales, Suite Director and Marketing Director.

Before joining the Angels in 1991, McClemmy worked in the hospitality industry. He spent three years at the New Orleans Hilton as the hotel's convention director. McClemmy then worked four years for Marriott International Inc. at the Anaheim Marriott before launching his own hotel consulting business.

Originally a Philadelphia, PA, native, McClemmy earned a degree in hotel management from Penn State Univ. in 1984. Active in the community, he is a member of the Advisory Board for Special Olympics Southern California and is the Chairman of the Advisory Committee for Team Up For Down Syndrome. McClemmy, who is a past president of the Hospitality Sales and Marketing Association (Orange County chapter), is also a supporter of the J.F. Shea Therapeutic Riding Center. He currently resides in San Juan Capistrano with his wife Kathleen and two children (Sean and Patrick).



ROBERT ALVARADO **VICE PRESIDENT, MARKETING & TICKET SALES**

Beginning his ninth season in the Angels organization, Robert Alvarado is the Angels' Vice President of Marketing and Ticket Sales following his promotion, Nov. 29, 2007. He spent the previous three seasons (2005-07) as the club's Director of Marketing and Ticket Sales. Alvarado and his staff are responsible for marketing the Angels brand including club advertising, promotions, sales marketing, special events and the Angels website as well as the sales and service of ticket products including suites, season seats and group sales.

During Alvarado's tenure, the Angels have drawn an average of three million fans per season, including five consecutive 3.3 million-plus seasons (2004-08) and a season seat base increase from approximately 12,000 to over 30,000 annually.

Alvarado, 45, joined the Angels organization in 2001. He began as the Director of Marketing, a position he held through 2004 and, in a dual marketing role, also served as the Mighty Ducks of Anaheim's Director of Marketing for the 2001 - 2002 seasons.

A native Southern Californian, Robert returned to Orange County after spending six years with the Coors Brewing Company, serving in multiple capacities. His latest position was as the Manager, Business Development in Golden, Colorado. Prior to joining Coors, Alvarado worked in various advertising and promotion agencies throughout Southern California.

Alvarado graduated from California State University, Fullerton in 1987 with a degree in Communications. He currently serves on the Advisory Board for the Orange County Salvation Army.

Alvarado and his wife Kathy reside in Tustin Ranch with their daughters Lauren and Julia.



TONY REAGINS GENERAL MANAGER

On Oct. 16, 2007, Tony Reagins was named the 10th general manager in club history, replacing Bill Stoneman who held the longest tenure of any Angels GM (November, 1999 – October, 2007).

Following his promotion, Reagins didn't wait long to make an impact, making two big moves in November 2007: He acquired pitcher Jon Garland from the White Sox in exchange for shortstop Orlando Cabrera and signed free agent outfielder Torii Hunter, a seven-time Gold Glove winner. Reagins also acquired first baseman Mark Teixeira (via trade) prior to the non-waiver trading deadline in July, a move

that helped solidify the Angels offense during the remaining months of the season.

And, in his first season as Angels' General Manager, Reagins put together a team that reached the 100-win plateau for the first time in club history, finished the 2008 season with the best record in baseball (100-62) and captured its fourth American League West Division title in five seasons.

As a result of the Angels' successful 2008 season, Reagins was named the recipient of the Andrew "Rube" Foster Award as the American League Executive of the Year at the 2008 Legacy Awards (sponsored by the Negro Leagues Baseball Museum in Kansas City).

In 2009, Reagins will begin his 18th season in the Angels organization, having served a variety of roles in his career. He spent six years (2002-07) as the Angels' Director of Player Development where he was chiefly responsible for overseeing the club's minor league system, which features seven affiliates including a club and developmental academy in San Pedro De Macoris, Dominican Republic.

Under Reagins' guidance (2002-07), the Angels' affiliates reached the playoffs 18 times while capturing 15 division titles and three league titles. The Angels' farm system posted winning records in four of the six seasons (2003-05-06-07) and was named "Minor League Organization of the Year" in 2003 by The Sporting News.

Under Reagins' direction, the Angels' farm system advanced several players to the Major League roster including, Howie Kendrick, Reggie Willits, Robb Quinlan, Kendry Morales, Erick Aybar, Jeff Mathis, Mike Napoli, Jered Weaver and Joe Saunders. In addition, Minor League News named the Angels organization as the "2007 Farm System of the Year."

A trademark of the Reagins' player development era included a closer working relationship with all levels of the minor league organization. He was instrumental in establishing long term partnerships with the Player Development Contracts of several of the Angels' affiliates: Salt Lake (2001-2012), Arkansas (2001-2008), Rancho Cucamonga (2001-2010), Cedar Rapids (1993-2010) and Orem (2001-2012).

In his first season as Director of Player Development, six rookies were on the 2002 World Championship team (despite not having one rookie on the roster coming out of Spring Training). Those rookies included Brendan Donnelly, Chone Figgins, Francisco Rodriguez, John Lackey, Scot Shields and Jose Molina.

Before serving as Director of Player Development, Reagins spent four years as Manager of Baseball Operations where he worked closely with GM Bill Bavasi, Minor League Director Jeff Parker and Scouting Director Bob Fontaine. He also served as a Sponsorship Services Representative from 1996 until returning to Baseball Operations in April of 1998. Additionally, he held an internship in marketing/advertising sales and baseball operations in 1992 before being named Marketing Assistant in 1994.

A native of Indio, Reagins graduated from California State University Fullerton in 1991 with a degree in marketing and earned an AA degree in business administration from the College of the Desert in 1988.

Reagins, 41, resides in Fullerton with wife Colleen, daughter Kennedy and son Luke. Reagins is on the Board of Directors of the Boys and Girls Clubs of Coachella Valley. He is a member of the Buck O'Neil Scout Association and an active supporter of Major League Baseball's Urban Youth Academy.

GENERAL MANAGERS OF THE ANGELS

Tony Reagins	October 16, 2007 - Present
Bill Stoneman	November 1, 1999 - Oct. 16, 2007
Bill Bavasi	January 12, 1994 - October 1, 1999
Whitey Herzog	September 18, 1993 - January 11, 1994
Dan O'Brien	May 1, 1991 - September 17, 1993
Mike Port	September 1, 1984 - April 30, 1991
E.J. "Buzzie" Bavasi	October 24, 1977 - September 1, 1984
Harry Dalton	October 27, 1971 - October 24, 1977
Dick Walsh	October 1, 1968 - October 27, 1971
Fred Haney	December 8, 1960 - October 1, 1968





KEN FORSCH **ASSISTANT GENERAL MANAGER**

Ken Forsch begins his 12th campaign as the Angels' Assistant General Manager following his appointment, Feb. 9, 1998. Forsch previously served as the Angels' Director of Player Development for four seasons (1994-97). He is mainly responsible for assisting general manager Tony Reagins with contract negotiations, player procurement and waiver and rule compliance.

Before joining the Angels in player development, Forsch owned a real estate company in Anaheim and worked extensively with the Angels' Community Relations department.

The right-hander posted a 114-113 career record with a 3.37 ERA and 51 saves in 16 major league seasons (1970-86), appearing in the major leagues with the Astros for 11 seasons (1970-80) and the Angels for five seasons (1981-1986). Forsch pitched a no-hitter, April 7, 1979, to defeat the Atlanta Braves (6-0). He joins brother Bob of the St. Louis Cardinals, as the only brother combo ever to pitch major league no-hitters.

Forsch was named to the N.L. All-Star team in 1976 and the A.L. All-Star Team in 1981 and appeared in the 1980 N.L. Championship Series against Philadelphia. He was traded by the Astros to the Angels, April 1, 1981 (for infielder Dickie Thon).

Originally signed by Houston after being selected in the 18th round of the June 1968 free agent draft, Forsch was first drafted out of high school by the Angels in the June 1966 free agent draft (9th round) but did not sign and instead pitched two seasons (1967-68) for Oregon State University.

Born in Sacramento, CA, the 62-year-old Forsch and his wife Jonnye reside in Anaheim Hills and have a daughter (Stephanie) and two grandchildren (Will and Jesse).



GARY SUTHERLAND **SPECIAL ASSISTANT TO THE GENERAL MANAGER**

Gary Sutherland enters his 10th season with the Angels as Special Assistant to the General Manager. In this role, he is responsible for the coordination of professional scouting. Prior to his current position, he served as the Angels' Coordinator of Professional Scouting in 1999.

Sutherland's baseball administrative career started when he joined the San Diego Padres as an area scout in 1980 and 1981. He then moved on to the Cleveland Indians, working as an area scout (1982-84) before becoming a special assignment scout/national cross checker (1985-89). In 1990, he was hired by the Los Angeles Dodgers as a special assignment/major league scout before becoming a Dodgers' advance scout in 1995. From 1996 to 1998, he served as Dodgers' coordinator of Professional Scouting.

Sutherland owns over 40 years of professional baseball experience, including 13 seasons as an infielder/outfielder in the major leagues (1966-1978), appearing with Philadelphia (1966-68), Montreal (1969-71), Houston (1972-73), Detroit (1974-76), Milwaukee (1976), San Diego (1977) and St. Louis (1978). He posted a .243 career average with 24 home runs and 239 RBI in 13 seasons.

Sutherland attended the University of Southern California in 1964, batting .363 with seven home runs and 34 RBI in 45 games. He was signed as a free agent by the Phillies, Nov. 6, 1964.

Sutherland, 63, and his wife Karen reside in Monrovia, Ca. and have three daughters, Jill, Lori and Teri and two granddaughters, Karlie, Mila and Kaitlyn.



BILL STONEMAN **SENIOR ADVISOR**

On October 16, 2007, Bill Stoneman stepped down as Angels Vice President & General Manager to assume the role of Senior Advisor through Oct. 31, 2010. In his new position, Stoneman works closely with Angels' owner Arte Moreno, General Manager Tony Reagins and the Baseball Operations staff.

Stoneman's eight-year tenure as Angels' Vice President & General Manager was the longest and most successful in club history. Under Stoneman's administration, the Angels captured a World Series championship in 2002, the franchise's first A.L. West crown in 18 years in 2004, the club's first-ever back-to-back titles (2004-05) with another division championship in 2007.

Some highlights during his tenure as General Manager include: the appointment of Mike Scioscia as Manager in 1999, the acquisition of Adam Kennedy via trade with St. Louis in 2000, the acquisition of Chone Figgins via trade in 2000, the claiming of David Eckstein off waivers in 2000 and the trade of Jose Guillen to Washington in exchange for Maicer Izturis and Juan Rivera in 2004. Prior to the 2004 season, Stoneman and the Angels landed 2004 AL MVP Vladimir Guerrero and 2005 Cy Young Award winner Bartolo Colon.

As a player, Stoneman pitched for eight seasons in the major leagues, compiling a 54-85 record with 46 complete games, 15 shutouts, five saves and a 4.08 ERA in 245 games (170 starts). He began his professional career in 1966 and appeared in the major leagues with the Chicago Cubs (1967-68), Montreal (1969-73) and California (1974). Stoneman was selected to the 1972 National League All-Star team, pitching two innings at the ASG in Atlanta.

Stoneman was the 10th selection by Montreal from Chicago in the 1968 expansion draft. While with the Expos, he pitched two no-hitters: against the Philadelphia Phillies at Connie Mack Stadium, April 17, 1969 (7-0 score), and the New York Mets at Jarry Park, Oct. 2, 1972 (7-0 score). Stoneman had his contract sold to the Angels April 4, 1974, and posted a 1-8 record and 6.14 ERA in 13 games (11 starts) with California, before retiring as a player during that season.

Following his retirement from baseball in 1974, Stoneman joined Royal Trust, a Canadian financial institution, first working in Montreal and then in Toronto. He returned to baseball Nov. 14, 1983, joining the Expos as Assistant to the President. Stoneman was then appointed Vice President, Baseball Administration, Sept. 8, 1984.

A native of Oak Park, IL, and raised in West Covina, CA, Stoneman attended Mt. San Antonio Junior College in Walnut, CA. He received a Bachelor of Science (Education) degree from the University of Idaho and a Master's degree in Physical Education from the University of Oklahoma. Stoneman was inducted into the University of Idaho Alumni Hall of Fame in Feb. 1998 and, along with his wife Diane, endowed a University scholarship for physical education majors in 2005.

Stoneman, 64, and his wife Diane reside in Orange and have two grown children (Jill and Jeff).



ABE FLORES **DIRECTOR OF PLAYER DEVELOPMENT**

Abe Flores begins his second season as Director of Player Development after his promotion, Oct. 16, 2007. He spent the previous six seasons as the Angels' Manager of Baseball Operations. Flores oversees all aspects of the club's minor league system, which features seven minor league affiliates (Salt Lake, Arkansas, Rancho Cucamonga, Cedar Rapids, Orem, Tempe and San Pedro de Macoris of the Dominican Republic).

Under Flores' direction, the farm system had a highly successful 2008 season, as six of the Angels' seven affiliates reached the postseason with double-A Arkansas capturing the Texas League title. And the seven affiliates combined for a .553 winning percentage (423-342) which ranked third highest in all of minor league baseball.

Before joining the Angels' organization in November 2001, Flores worked the previous nine years (1992-2001) as an area scout in Southern California and Mexico for the Colorado Rockies. Before joining Colorado, he worked three seasons (1990-92) as an assistant coach at the University of Southern California, one season (1989) as a graduate assistant coach at the University of Arkansas, which went on to finish fifth at the College World Series, and two seasons (1987-88) as an assistant at American River College in Sacramento, CA. In the summers of 1989-90, he coached the Orleans Cardinals in the Cape Cod League, and in 1991 he coached the Anchorage Glacier Pilots in the Alaska College League.

A Panorama City, CA, native, Flores earned a bachelor's degree in social science with a physical education minor at Cal State Sacramento in 1988 and later obtained a master's degree in sports management from the University of Arkansas in 1989. A first baseman-outfielder, he played two seasons (1985-86) at Sacramento after playing two seasons (1983-84) at Los Angeles Valley College.

Flores, 45, and his wife, Leslie, reside in Huntington Beach.





EDDIE BANE **DIRECTOR OF SCOUTING**

Eddie Bane begins his sixth campaign as Director of Scouting for the Angels after his appointment, Oct. 3, 2003. He oversees the scouting of amateur and minor league players as well as the signing of domestic amateur players and international players. Under his direction, Angels' scouts have been responsible for drafting and signing highly-regarded Angels prospects such as Jered Weaver, Kendry Morales, Nick Adenhardt, Hank Conger, Sean O'Sullivan and Freddy Sandoval.

Bane came to the Angels after serving two years as a special assistant to former Tampa Bay General Manager Chuck Lamar.

Before joining the Devil Rays, he spent 11 years (1988-1998) as a national cross-checker and major league scout for the Los Angeles Dodgers. Following his eight-year professional playing career, he served as a pitching coach for the Los Angeles Dodgers' rookie-level Lethbridge in 1983. He then worked for the Cleveland Indians, serving as the manager for short-season A Batavia for two seasons (1984-85) and as a cross-checker/scout (1984-87).

Bane, 57, was selected by the Minnesota Twins in the first round (11th pick) of the 1973 free agent draft as a left-handed pitcher. He appeared in the major leagues with the Twins for three seasons (1973, 1975-76) and became the 16th player to begin his professional career at the major league level with a July 4, 1973, major league debut. In 44 major league appearances (25 starts), Bane was 7-13 with two saves and a 4.66 ERA.

Before signing with the Twins, Bane was an All-American pitcher at Arizona State University (1972-73), where he went 40-4 with a 1.64 ERA in this three-year career (1971-73). He still holds the Sun Devils career strikeout record with 505 and is the only ASU pitcher to throw a perfect game. In 2008, Bane was inducted into the College Baseball Hall of Fame.

The Chicago, IL, native attended Westminster (CA) High School. Bane has four children: Jaymie, Kacey, Corey and Veronica. Son Jaymie was drafted by the Angels in the 20th round of the 1997 free agent draft, spending two seasons in the Angels farm system, and is now a scout for the Boston Red Sox.



TORY HERNANDEZ **MANAGER, BASEBALL OPERATIONS**

Tory Hernandez begins his second season as Manager of Baseball Operations after spending the previous three seasons (2005-2007) as the organization's Player Performance Analyst. Hernandez is responsible for managing the day-to-day operations of the player development and scouting departments, coordinating the Angels' amateur draft and overseeing budgets for player development and amateur scouting. He also continues to oversee statistical research for major league contracts and arbitration.

Hernandez, 30, previously worked for the Texas Rangers where he served an internship in the Baseball Operations Department, handling the administration duties and research for all issues involving major league contracts, arbitration, free agency and scouting. He spent one season (2002) as an intern in the Dodgers' Public Relations Department. Hernandez also spent one season (2004) as the Head Baseball Coach for the Chaminade College Prep School Junior Varsity Baseball team in West Hills, CA.

Hernandez graduated from Arizona State University in 2001 with a bachelor's degree in Broadcast Journalism. He is single and resides in Orange.



NED BERGERT **HEAD CERTIFIED ATHLETIC TRAINER**

Ned Bergert enters his 35th season in the Angels organization and 19th as Head Certified Athletic Trainer. He joined the Angels staff as an assistant trainer in 1979 after beginning his professional career in 1975 as the athletic trainer for the Angels' Quad Cities minor league affiliate in Davenport, IA.

In May 2005, Bergert was chosen to receive the prestigious "Athletic Trainers Service Award" by the National Athletic Trainers Association (NATA). The national award is given to "athletic trainers that have achieved a degree of excellence in their field profession both on and off the field." In 1998 and 2006, he was honored with the "Special Recognition Award" from the Far West Athletic Trainers Association.

Bergert and fellow Angels athletic trainer Rick Smith also received the Major League Baseball Athletic Training Staff of the Year award for the 1998 season as selected by members of the Professional Baseball Athletic Trainers Society (PBATS).

The Davenport, IA native is a certified member of NATA and currently serves on the NATA Honors and Awards Committee. Bergert has also served as the American League Representative for the PBATS Executive Committee. He coordinates the yearly PBATS Newsletter which features stories related to health care in professional baseball and has been instrumental in PBATS campaign to educate the public on the dangers of spit tobacco.

Bergert has been a member of Cal Poly Pomona Faculty, lecturing for the Department of Kinesiology and Health Promotions, specializing in Athletic Training Therapy and Modalities. He is active with the Boy Scouts of America (sons Chad and Scott are both Eagle Scouts) and is a merit badge counselor for the Portola District.

In addition to his involvement with many committees, Bergert has worked several years with the Orange County Chapter of the American Cancer Society, campaigning against smokeless tobacco. He was instrumental in creating a nationwide smokeless tobacco curriculum for grades kindergarten through 12.

Bergert, 54, served as the American League athletic trainer for the Major League All-Star Game in 1992 and 2002 and was the athletic trainer for the MLB All-Star Team that toured Japan during the 2004 Off-season. During the winter of 1997 represented PBATS in Japan lecturing in Kobe on baseball related injuries to several athletic and physician's groups.

In the fall of 2007, Bergert taught two classes at Cal State University, Fullerton in the Kinesiology Department. He also authored (along with physical therapist Bick Harmon and Angels Physician Dr. Lewis Yocum) a chapter on Shoulder Pathologies in the 2005 edition of the book *Athletic Medicine and Sports Training*.

Bergert received his Bachelor of Arts degree in Adaptive Physical Education at St. Ambrose College in 1979 and was inducted into the St. Ambrose Hall of Fame in 1992. In 2006, he earned a Masters of Science degree in Rehabilitative Science from California (PA) University. Bergert and his wife Sandy have two sons, Chad and Scott and reside in Yorba Linda.



FRONT OFFICE STAFF

2009 ANGELS INFORMATION GUIDE

FRONT OFFICE



RICK SMITH **CERTIFIED ATHLETIC TRAINER**

Beginning his 32nd season as a Certified Athletic Trainer for the Angels, Rick Smith previously served as the head athletic trainer for the El Paso Diablos, an Angels' double-A affiliate, before moving to the major leagues in 1978.

On Aug. 3, 2002, Smith was honored in a pre-game ceremony for his 25 years of service with the Angels (along with team medical director Dr. Lewis Yocum). He has served as an American League athletic trainer for the Major League All-Star games in 1984, 1989 and 1997. And, along with fellow Angels' athletic trainer Ned Bergert, the pair was named the Major League Athletic Training Staff of the Year for the 1998 season. The award, given yearly since 1989, is voted on by the Professional Baseball Athletic Trainers Society (PBATS).

Smith, an El Paso, TX, native, was inducted into the El Paso Baseball Hall of Fame on Nov. 6, 2007 as part of the 20-year anniversary of the Hall of Fame. Former Angels Larry "Moose" Stubing, Ken Schrom and Jack Harris are also members of the El Paso Hall of Fame.

Smith began his career as a student athletic trainer for the University of Texas-El Paso athletic teams from 1971 until graduating in 1975. He is a member of the National Athletic Trainers' Association (NATA) and the California and Texas State Trainers Associations.

Smith, 55, attended Eastwood High School in El Paso, TX. He and his wife Janell have one son, Karcher, and reside in Santa Ana.



ADAM NEVALA **ASSISTANT CERTIFIED ATHLETIC TRAINER**

A member of the Angels' organization since 1998, Adam Nevala begins his fifth season as a major league Assistant Certified Athletic Trainer. He spent the previous six seasons as head athletic trainer for various Angels' affiliates, including triple-A Salt Lake in 2003-2004, double-A Arkansas in 2002, single-A Rancho Cucamonga in 2001, single-A Lake Elsinore in 2000, and single-A Cedar Rapids in 1999. Prior to joining Cedar Rapids, Nevala served as the assistant athletic trainer and clubhouse manager for the Angels' rookie-level Butte Copper Kings in 1998.

The Virginia, MN, native is a member of the Professional Baseball Athletic Trainer's Society (PBATS). Nevala attended Arizona State University, receiving his degree in Exercise Science and Physical Education in 1997. He earned his master's degree in Rehabilitation Science at California University of Pennsylvania in 2007.

The 33-year-old Nevala (pronounced "NEV-uh-luh") is married (his wife's name is Tina) and resides in Irvine, CA.



T.J. HARRINGTON **STRENGTH & CONDITIONING SPECIALIST**

T.J. Harrington begins his sixth season in the Angels' organization and second as the club's Strength and Conditioning Specialist.

Harrington first joined the Angels in 2003 as the strength and conditioning coach at triple-A Salt Lake, where he spent two seasons (2003-04). He was then hired by Niagara (NY) University as their head strength and conditioning coach (2004-05). T.J. returned to the Angels in 2006 as the organization's roving strength and conditioning coordinator for two seasons (2006-07) before taking over as the major league strength and conditioning specialist at the beginning of the 2008 season.

Harrington, 32, began his career at Siena College in Loudonville, NY, where he served as the assistant strength coach from 2001-02. He also worked as a clubhouse attendant for the independent Adirondack Lumberjacks of the Northeast League from 1995-98.

From 1999-2001, Harrington attended the University of South Carolina-Aiken, where he earned a bachelor's degree in exercise science/sports management in 2001. He earned his National Strength and Conditioning Association CSCS Certification in July of 2001. Harrington also played first base and outfield at USC-Aiken in 1999 as well as one season at Troy (AL) State University (1998) and two seasons (1995-96) at Valencia Community College in Orlando, FL. He was drafted by the San Diego Padres in the 42nd round of the 1994 free agent draft.

Harrington is single and resides in Phoenix, AZ.





DR. LEWIS YOCUM **TEAM ORTHOPEDIST**

Entering his 32nd season as Team Orthopedist with the Angels, Dr. Lewis Yocum is an associate at the Kerlan-Jobe Orthopedic Clinic in Los Angeles.

In December 2008, Yocum was inducted as an honorary member of the Professional Baseball Athletics Trainers Society (PBATS), becoming just the second physician to earn that distinction. He also sits on the Medical Advisory Committee to the Major League Baseball Commissioner.

The Chicago, IL, native received his Bachelor of Science degree from Western Illinois University in 1969 and his M.D. degree from the University of Illinois in 1973. Yocum served his Surgery Internship (1973-74) and Residency in Orthopedic Surgery (1974-77) at McGaw Medical Center at Northwestern University. He served his Fellowship in Sports Medicine at the Kerlan Jobe Orthopedic Clinic in 1977.

Yocum currently is involved in the following professional associations: Chairman of Annual Baseball Medicine Symposium; Member of the American Orthopedic Society Sports Medicine; American Shoulder and Elbow Society and the Arthroscopy Association of America.

He also served as President of the Association of Professional Baseball Physicians in 1984 and was selected as the team physician for the Major League All-Star Baseball Team that toured Japan in October 1993. On Aug. 3, 2002, he was honored in a pre-game ceremony for his 25 years of service with the Angels, along with team athletic trainer, Rick Smith.



DR. CRAIG MILHOUSE **TEAM PHYSICIAN**

Beginning his 15th season as Team Physician with the Angels, Dr. Craig Milhouse serves in the same capacity with the Anaheim Ducks and the Fullerton Junior College Athletic department.

Milhouse's current professional duties also include his private practice in Internal Medicine and Athletic Medicine in Orange, CA and role as Medical Consultant for the Honda Center of Anaheim. He previously served for 10 years at the Kerlan-Jobe Orthopedic Clinic in Anaheim, CA.

A native of Detroit, MI, Milhouse received his Bachelor of Science degree from the University of Michigan in 1976 and Medical Degree from Wayne State University School of Medicine in 1980. He completed his Medicine/Surgery Internship at St. John's Hospital in Detroit, MI (1980-81) and his Internal Medicine Residency at Huntington Memorial Hospital in Pasadena, CA (1981-84). Milhouse served his Sports Medicine Fellowship at Kerlan-Jobe Orthopedic Clinic in Inglewood, CA (1990-91) and received his Board Certification in Internal Medicine in 1984.

Milhouse, 54, has worked as Team Physician for the Los Angeles Rams (1993-95), the University of Southern California (1988-93), Occidental College (1992-93), Anaheim Bullfrogs, Anaheim Piranhas and Anaheim Splash. In 2003, Milhouse served as the Medical Director for the World Gymnastics Championships and has been a voluntary member of the Tournament of Roses for the past 21 years. He and wife Pamela have two sons, Jonathan and Alex.



DR. ORR LIMPISVASTI **ORTHOPEDIC CONSULTANT**

Dr. Orr Limpisvasti begins his fifth season as an Orthopedic Consultant for Angels Baseball. He is an orthopedic surgeon and sports medicine specialist at the Kerlan-Jobe Orthopedic Clinic (Anaheim and Los Angeles). He also serves as an assistant team physician for the Los Angeles Kings, Anaheim Ducks, Los Angeles Galaxy and Los Angeles Lakers.

Dr. Limpisvasti earned a Bachelor of Science degree from the University of California Irvine in 1994 and his Doctor of Medicine degree from the University of Rochester (NY) School of Medicine and Dentistry in 1998. He completed his General Surgery Internship and Orthopedic Surgery Residency at the University of Hawaii (1998-2003) and his Sports Medicine Fellowship at the Kerlan-Jobe Orthopedic Clinic in 2004.

Dr. Limpisvasti is a member in the following professional associations: the American Academy of Orthopedic Surgeons, the Arthroscopy Association of North America and the American Orthopedic Society for Sports Medicine.

FRONT OFFICE STAFF

2009 ANGELS INFORMATION GUIDE

FRONT OFFICE



KEN HIGDON **EQUIPMENT MANAGER**

Entering his 32nd season in professional baseball and 17th with the Angels, Ken Higdon serves as the Angels Equipment Manager. He is responsible for the purchase and maintenance of equipment, supplies and uniforms for the Angels, while attending to the day-to-day needs of the Angels' players.

The Seattle, WA native began his career with the Angels in 1987 as the equipment manager for the Angels' minor league affiliate in Mesa, AZ. Higdon was then appointed equipment manager for the Angels prior to the 1994 season. He began his career in baseball in 1978 as the equipment manager of the Tacoma Tigers, then a triple-A affiliate of the Oakland Athletics. Higdon, 46, resides in Irvine.



BRIAN "BUBBA" HARKINS **VISITING CLUBHOUSE MANAGER**

Beginning his 20th season as Visiting Clubhouse Manager, Brian Harkins oversees the clubhouse and equipment needs for all Angels' opponents at Angel Stadium. He began his career with the organization in 1981 when he served as an Angels' batboy for three seasons (1981-1983).

After a brief stint outside the organization, Harkins returned to the Angels in 1986 as a clubhouse attendant. He was then promoted to Assistant Visiting Clubhouse Manager and Umpires' Room Attendant in 1988. Harkins was appointed Visiting Clubhouse Manager in 1990. He was honored as the Visiting Clubhouse Manager of the Year by Major League Equipment Managers in 2005.

An Anaheim, CA native, Harkins graduated from Anaheim's Katella High in 1984 and played baseball at Mt. San Antonio Community College (Walnut, CA) in 1985. He is a member of the MLB Equipment Managers Association Scholarship Committee that awards academic scholarships to MLB batboys.

Harkins, 42, and his wife Cathey have two daughters, Hayley and Hannah, and a son, Hayden. The family resides in Placentia.



KEITH TARTER **ASSISTANT EQUIPMENT MANAGER**

Tarter begins his 19th season in the Angels' organization and 15th as the assistant equipment manager. He first joined the organization in 1991, serving as an Angels' batboy for three seasons (1991-93). Tarter was promoted to the clubhouse staff in 1994 before assuming his current role in 1995.

An Anaheim, CA, native, Tarter graduated from Katella High School. He also attended Rancho Santiago Community College in Santa Ana, CA, before studying landscape design at Fullerton (CA) Community College.

Tarter and his wife Lisa reside in Corona with their twins Kash and Emma.

HECTOR VASQUEZ **UMPIRES ROOM ATTENDANT**

(Not pictured)



FRONT OFFICE STAFF

2009 ANGELS INFORMATION GUIDE

FRONT OFFICE



Scott Adams
Corporate Account
Executive



Jose Andrade
Security Host



Daniel Angulo
Asset Coordinator



Matt Artin
Marketing Associate



Rob Aylesworth
Spanish Radio Account
Executive



Chantelle Ball
Travel Account Manager



Matt Bennett
Manager, Community
Relations



Clint Blevins
Ticket Sales Account
Executive



Sheila Brazelton
Ticket Operations
Manager



Bill Brown
Custodial Supervisor



Kevin Brown
Skilled Craft Worker



Peter Bull
Manager, Entertainment
& Production



Patrick Byrnes
Electrician



Monica Campanis
Administrative
Assistant, Marketing



Heather Capizzi
Entertainment
Supervisor



Al Castro
Manager, Information
Services



Rubina Ceja
Custodial Supervisor



Alejandro Cervantes
Skilled Craft Worker



Calvin Ching
Event Manager



David Chubak
Electrician



Linda Chubak
Accounting Assistant



Michael Clark
Groundskeeper



Keith Cleary
Manager, Security



David Cohen
Director of Legal Affairs
& Risk Management



Pennie Contos
Corporate Account
Executive



Tom DeTemple
Ticket Sales Manager



Maria Dinh
Sr. Sponsorship
Services Coordinator



Robert Donovan
Custodial Supervisor



Carla Enriquez
Spanish Radio Account
Executive



Neil Fariss
Sr. Network Engineer



Arthur Felix
Client Services
Representative



Arianna Fernandez
Human Resources
Representative



Cris Fisher
Controller



Linda Fitzgerald
Assistant Manager,
Facility Services



Joe Furmanski
Corporate Account
Executive



Ashley Green
Client Services
Representative



FRONT OFFICE STAFF

2009 ANGELS INFORMATION GUIDE

FRONT OFFICE



Mike Gullo
Corporate Account
Executive



Justin Hallenbeck
Client Services
Representative



Jack Halstead
Lead, Facility
Maintenance



James Haskins
Security Host



Justin Hollander
Player Development &
Scouting Assistant



Clancy Holligan
Ticketing
Representative



Jennifer Hoyer
Administrative Assistant,
Communications



Brandon Joffe
Client Services
Representative



Brittany Johnson
Manager of
Recruitment & Training



Eric Kay
Communications
Manager



Greg Laesch
Groundskeeper Lead



Lorelei Largey
Accountant



Bryan Lawrence
Premium Sales &
Service Representative



Jeff Lee
Marketing Coordinator/
Graphic Designer



Jeff Leuenberger
Ticket Sales Account
Executive



Pat Lissy
Administrative
Assistant, Sales



Elaine Lombardi
Marketing Associate



Barney Lopas
Field/Ground
Maintenance Manager



Diego Lopez
Sr. Video Coordinator



Mark Macias
Security Host



Sam Maida
Director, Ballpark
Operations



Kathy Mair
Administrative
Assistant, Scouting



Jasmin Matthews
Ticket Sales Account
Executive



Nancy Mazmanian
Director,
Communications



Lindsay McHolm
Community Relations
Coordinator



Mike McKay
Director, Facility
Services



Kylie McManus
Accountant



Alisa Moreno
Client Services
Representative



Ruben Montano
Video Coordinator



Cyndi Nguyen
Ticketing
Representative



Derek Ohta
Sponsorship Services
Coordinator



Jose Padilla
Office Assistant



Jackie Perkins
Sponsorship Services
Coordinator



Suzanne Peters
Purchasing Assistant



Danny Pitts
Associate Producer



Jenny Price
Director, Human
Resources



FRONT OFFICE STAFF

2009 ANGELS INFORMATION GUIDE

FRONT OFFICE



Ernie Prukner
Marketing Associate



Angel Rodriguez
Group Sales Account Executive



Kevin Roell
HVAC Technician



Bob Ross
Electrician Lead



John Rozak
Marketing Associate



Cesar Sanchez
Sponsorship Services Manager



Brian Sanders
Client Services Manager



Sandy Sanford
Receptionist



Richard Schilpp
Security Host



Terri Shambaugh
Administrative Assistant,
Player Development



Paramjit Singh
Assistant Network Administrator



Jennifer Soliman
Corporate Account Executive



Ron Sparks
Purchasing Manager



Matt Swanson
Client Services Representative



David Tamblin
Maintenance Supervisor



Scott Tarlo
Ticket Sales Account Executive



Tom Taylor
Traveling Secretary



Chris Titcheal
Administrative Assistant, Trainers



David Tsuruda
Producer, Video Operations



David Tunstall
Maintenance Painter



Rick Turner
Corporate Account Executive



Cathy Valdez
Facilities Receptionist



Ryan Vance
Ticketing Supervisor



Keimpe Vanderwall
Maintenance Painter



Margie Walsh
Receptionist



Doug Ward
Publications Manager



Kellie Wardecki
Client Services Representative



Sabrina Warner
Corporate Account Executive



Kim Weaver
Ticketing Representative



Susan Weiss
Assistant Ticketing Manager



Jennifer Whynott
Accountant



David Yun
Sr. Customer Support Analyst

Not pictured:
Manny Almaraz



ANGELS SCOUTING STAFF

2009 ANGELS INFORMATION GUIDE

FRONT OFFICE



George Biron



Arnold Braithwaite



Jim Bryant



John Burden



Tim Corcoran



Clay Daniel



Bobby DeJardin



Demetrius Figgins



John Gracio



Felipe Gutierrez



Kevin Ham



Casey Harvie



Steve Hernandez



William "Bo" Hughes



Tom Kotchman



Jeff Malinoff



Ron Marigny



Chris McAlpin



Alex Messier



Greg Morhardt



Joel Murrie



Leo Perez



Bill Pintard



Dan Radcliff



Scott Richardson



Jeff Scholzen



Mike Silvestri



Cesar Velasquez



Rob Wilfong



Ric Wilson

NOT PICTURED: Carlos Porte, Dennys Suarez, Ramon Valenzuela, Grant Weir

THE NICK KAMZIC AWARD - SCOUT OF THE YEAR

The Nick Kamzic Award is given annually to the Angels' scout who epitomizes the dedication, perseverance and excellence demonstrated by the award's namesake. Nick Kamzic, a Chicago-based scout in the Angels' organization for 39 seasons, joined the franchise in its initial 1961 season (he proudly called himself "Mr. Autry's first hire") and continued scouting for the Angels through the 1999 season. Named the National Scout of the Year (Midwest) in 1996, he passed away from heart failure, Dec. 12, 2000, one week before his 82nd birthday. Like the many hard-working and dedicated scouts who proudly represent baseball throughout the nation, the following individuals demonstrate those special qualities that have earned them recognition as the Angels' Scout of the Year:

1996 — Moose Stubing

1997 — Darrell Miller

1998 — Tony LaCava

1999 — Tom Burns

2000 — Tim Corcoran

2001 — Marc Russo/Leo Perez

2002 — Kevin Ham

2003 — Clay Daniel/Rich Schlenker

2004 — Mike Silvestri/Dale Sutherland

2005 — Ron Marigny/Brad Sloan

2006 — Jack Uhey/Jeff Schugel

2007 — Tom Kotchman

2008 — Chris McAlpin



ANGELS SCOUTING STAFF

2009 ANGELS INFORMATION GUIDE

AMATEUR SCOUTING STAFF

EDDIE BANE, DIRECTOR OF SCOUTING

TORY HERNANDEZ, MANAGER OF BASEBALL OPERATIONS

Free Agent Scouts

Arnold Brathwaite	North Texas-Oklahoma
Jim Bryant	Alabama-Mississippi
John Burden	Indiana-Ohio-Kentucky-East Tennessee
Tim Corcoran	Southern California
Clay Daniel	International Supervisor
Bobby DeJardin	Southern & Central California-Hawaii
Demetrius Figgins	South Florida
John Gracio	Arizona-New Mexico
Kevin Ham	South Texas-Louisiana
Casey Harvie	Pacific Northwest-Rocky Mountain States-Dakotas
William "Bo" Hughes	Western Supervisor
Tom Kotchman	North-Central Florida
Jeff Malinoff	National Crosschecker
Ron Marigny	Midwest Supervisor
Chris McAlpin	Georgia-Carolinas
Greg Morhardt	Northeastern States (ME, NH, VT, MA, CT, RI, NY, NJ)
Joel Murrie	Upper Midwest (MI, MN, WI, IA, IL, MO)
Dan Radcliffe	Mid-Atlantic States (PA, DE, MD, VA, WV)
Scott Richardson	Northern California-Northern Nevada
Jeff Scholzen	Utah-Colorado-Southern Nevada
Mike Silvestri	Eastern Supervisor
Rob Wilfong	Southern California (San Fernando Valley)
Ric Wilson	National Crosschecker

Territory

FRONT OFFICE

International

Felipe Gutierrez	Mexico
Alex Messier	Canada
Leo Perez	Dominican Republic
Carlos Porte	Venezuela
Grant Weir	Australia

Territory

PROFESSIONAL SCOUTING STAFF

GARY SUTHERLAND, SPECIAL ASSISTANT TO GM

Major Leagues/Professional Scouts

Marc Russo	Clearwater, FL
Rich Schlenker	Walnut Creek, CA
Jeff Schugel	Denver, CO
Brad Sloan	Brimfield, IL
Dale Sutherland	La Crescenta, CA

Hometown

MAJOR LEAGUE SCOUTS



Marc Russo



Rich Schlenker



Jeff Schugel



Brad Sloan



Dale Sutherland





**How did you know
he can't hit a slider?**

angelsbaseball.com

angelsbaseball.com™

angelsbaseball.com is where Angels fans go

**Get official gear, follow breaking news, buy tickets, watch live baseball on MLB.TV,
follow live action on Gameday, listen live on Gameday Audio
and stay connected with MLB.com Mobile Team and Video Alerts.**



ANGELS shop

MLB.TV

MLB.com

MLB.com/mobile


**GAMEDAY
AUDIO**



angelsbaseball.com



Howard's
APPLIANCE & BIG SCREEN
SUPERSTORES!

 **ANGEL
STADIUM**
OF **ANAHEIM**

UNDER THE HALO

2009 ANGELS INFORMATION GUIDE

FS WEST™

Fox Sports WEST enters its 17th season as telecast partner to the Los Angeles Angels. Analyst Rex Hudler and Play-by-Play Announcer Steve Physioc return for their eleventh year together in the Angels telecast booth. In addition, Analyst Mark Gubicza and Play-by-Play Announcer Rory Markas unite for their second season in the booth.

Fox Sports WEST is the home to "Angels Live." Originating live from Angels Stadium and on the road, "Angels Live" provides unmatched access to the Los Angeles Angels of Anaheim. Featuring a 30-minute pre-game and full post-game coverage, "Angels Live" is a true extension of the game. Led by Bill Macdonald, the Fox Sports WEST Angels Baseball reporting team and analysts are everywhere at once, telling the stories of the game and sharing expert insight. Connected, original, fast-paced and fun, "Angels Live" on Fox Sports WEST keeps Angels fans entertained and informed.

Angels live event coverage on Fox Sports features the X-mo to create opportunities for the Fox Sports WEST analysts to share perspective and expertise with an up-to-the-moment illustration. X-mo is the highest speed broadcast camera available. Its use provides sports fans an extremely specific look on the game, from clarifying a crucial play by significantly slowing it down, to illustrating the tremendous impact absorbed by a baseball upon contact with a bat.

In 2008, Fox Sports WEST and sister station PRIME TICKET received a total of 15 Los Angeles Area Emmy Award nominations and were honored with an Emmy in each of the following categories: Best Sports Tease, Best Sports Series and Best Short Promo. Since 1997, Fox Sports WEST and its sister network PRIME TICKET have won 42 Emmy Awards for excellence in local sports reporting and event coverage.

In addition to the Los Angeles Angels of Anaheim, Fox Sports WEST is the telecast destination for the most comprehensive coverage of the Los Angeles Lakers, Los Angeles Kings and Los Angeles Galaxy. Together, Fox Sports WEST and sister network PRIME TICKET present more live, local sports programming than any other network or broadcast system in Southern California, Nevada and Hawaii. For complete national and regional sports news, provocative opinions, telecast schedules and updated statistics, log-on to www.foxsports.com.



Legendary Angels Broadcaster
Dick Enberg



AM830 KLAA enters its second year as the English flagship station of the Los Angeles Angels. The broadcast team of Rory Markas and Terry Smith team up for their eighth season in the Angels radio booth.

AM 830

In addition, Steve Physioc and Rex Hudler will also share broadcast duties on the radio with Markas and Smith. Physioc enters his 14th season with Angels organization, while Hudler enters his 11th campaign.

AM830 will provide ancillary programming before and after every game broadcast, with longtime veteran of the LA airwaves Jeff Biggs contributing to Postgame "Angel Talk" and filling in for Terry Smith on travel days.

The sportsLODGE with Roger Lodge and Dave Smith is LA's only local sportstalk in the morning. If it happens in LA, it happens in the sportsLODGE, which airs weekday mornings 6 a.m. - 10 a.m., with a daily appearance on the KTLA Channel 5 morning show, LA's top rated morning newscast.

The Drive with Dave Smith airs weekday afternoons 3 p.m. - 7 p.m. on AM830 and often leads right into Angel programming. Dave is a four-time winner of the Daily News Best Sportstalk Host in Los Angeles and has been on local radio for 17 years.

AM830 is also the flagship station of the NHL's Anaheim Ducks, and is the Southern California home for Notre Dame Fighting Irish Football.

UNDER THE HALO

KWKW ESPN Deportes (1330 AM) is in their second year as the Spanish-language play-by-play home of the Los Angeles Angels of Anaheim this season. Jose Mota will deliver the exciting play-by-play action of Angels Baseball.

In 1941, at the beginning of World War II, the Federal Communications Commission awarded KWKW its license to broadcast and inform the Hispanic Population of Los Angeles the news about the war. This took place from the basement of a hotel on Colorado Street in Pasadena.

At a later date KWKW moved to 800 Sierra Madre Villa in Pasadena, where many of today's famous announcers began their careers in Spanish Radio.

In 1962 Lotus Communications Corporation bought KWKW. Since that time Howard Kalmenson, owner and founder of Lotus Communications, has been able to acquire 24 radio stations which broadcast in English and Spanish as well as Lotus Hispanic Reps, a National Rep firm with offices across the country. All this was possible because of KWKW.

In January 1989, when KWKW switched from 1300 to 1330 on the AM dial, the broadcast coverage area more than doubled. KWKW is one of the leading Spanish language radio stations in the United States. An excellent signal, popular personalities, outstanding news, sports, and in-depth public service and community involvement guarantee KWKW's long term success in the dominant Mexican and Latino communities of Los Angeles. Most importantly, the combination of KWKW's professional on-the-air sound, excellent commercial environment, and receptive family audience, has proven over many years to sell advertisers' products and services.

1330 AM ESPN DEPORTES RADIO

2009 RADIO AFFILIATES

LOCATION	CALL LETTERS	FREQUENCY
Ely, NV	KELY	1230 AM
Los Angeles, CA	KFWB	980 AM
Bakersfield, CA	KGEO	1230 AM
Palm Springs, CA	KGAM	1450 AM
San Diego, CA	XESPN	800 AM
Ridgecrest, CA	KLOA	1240 AM



TV & RADIO INFORMATION

2009 ANGELS INFORMATION GUIDE

UNDER THE HALO



STEVE PHYSIOC TELEVISION/RADIO PLAY-BY-PLAY

Steve Physioc returns for his 14th season as the television play-by-play voice of Angels baseball on FOX Sports Net West and KCOP. When not calling the action for FS West and KCOP in 2008, Physioc can be heard on AM 830 with Terry Smith and Rex Hudler.

Physioc began his major league play-by-play announcing career in 1983, broadcasting Cincinnati Bengals football and Cincinnati Reds baseball games for WLWT-TV until 1987. He then served as the San Francisco Giants announcer for KTVU-TV from 1987-88, followed by work for ESPN (1989-95), announcing Major League Baseball, college basketball, baseball and Big Ten football. In 1995, he announced San Diego Padres games and PAC-10 football games for FOX Sports West. Additionally, Physioc served as the radio voice of Kansas State football and basketball (1979-1982), was television voice for Fresno State football and basketball (1987-94); announced college basketball and football at Stanford (1992-95) and handled play-by-play duties for the 1993 Pigskin Classic.

Physioc's previous experience also includes radio play-by-play for the NBA's Golden State Warriors (1989-90), television play-by-play for Warriors games (1990-91) and the Vancouver Grizzlies during their inaugural season (1995-96) in the NBA. In addition, Physioc served as sports anchor for WIBW-TV (1979-83) in Topeka, KS, was the sports director at WLWT-TV from (1983-87) and sports director and anchor for KTVU-TV (1987-89) in Oakland, CA.

During the winter, Physioc broadcasts college basketball games for ESPN. Physioc also supports The Kidsingers, The Children of the Sun Foundation, the Christian Children's Fund, and "Team Up for Down Syndrome". A graduate of Kansas State University (1977), he and his wife Stacey make their home in Trabuco Canyon with their daughter Ryan and son Kevin.



REX HUDLER TELEVISION/RADIO COLOR ANALYST

Rex Hudler enters his 11th season alongside Steve Physioc as the Angels' baseball analyst on FS West and KCOP. A veteran of 30 years in professional baseball, 21 as a player, Hudler, nicknamed "Wonder Dog" during his playing career, played three seasons as a fan favorite for the Angels (1994-96) as an infielder and outfielder. In his final season with the club, Hudler recorded a .311 average and career-high 16 home runs in 92 games.

During his professional career (1978-1998), Hudler played for 18 different teams, including a 1993 stint in Japan. In 774 career major league games, Hudler registered a .261 average with 56 home runs and 169 RBI. His minor league career consisted of 1,083 games.

Born in Tempe, AZ and a 1978 graduate of Bullard High School (Fresno, CA), Hudler played baseball, soccer and football, earning first-team All-America honors as a wide receiver. He was a 1999 inductee into the Fresno Athletic Hall of Fame. His talent landed him 25 football scholarship offers and upon which he signed a letter of intent to play at Notre Dame. He was drafted and signed by the Yankees right out of high school.

Hudler is an award winning broadcaster who began his broadcasting career as a special correspondent for "Good Morning America" during the 1997 playoffs, World Series and 1998 Super Bowl. He was honored as the 2003, 2005 and 2007 Television Color analyst by the Southern California Sports Broadcasters for his work on Angels broadcasts for KCAL and Fox Sports Net. He won an Emmy in 2004 for "Angels in the Infield". Hudler is also featured as the color commentator alongside Jon Miller on ESPN's 2004 MLB video game, Sega's MLB 2K3 video game, and the 2006, 2007, 2008, and 2009 MLB "The Show" video game.

Hudler is active in Angels' baseball clinics and makes motivational speaking engagements throughout the year. Hudler and his wife Jennifer founded "Team Up for Down Syndrome" to help support the Down Syndrome community nationwide. In February 2002, the Goodwill Industries of Orange County honored Hudler with the Walter Knott Service Award. The Hudlers were also awarded the 2007 Humanitarian Award by Stillpoint Resources. In 2008 they were given the "Changing The World" award by Chapman University.

Hudler can be reached through his website, www.RexHudler.com and his new book, "Splinters", is available for purchase there. The couple has four children, Alyssa, Cade, William and David and reside in Orange County.

ALL-TIME ANGELS BROADCASTERS (ENGLISH FLAGSHIP)

1961 - Don Wells, Bob Kelley, Steve Bailey (KTLA)	1977 - Dick Enberg, Don Drysdale, Al Wisk (KTLA)	1991 - Ken Wilson, Ken Brett (KTLA)	2002 - Steve Physioc, Rex Hudler (KCAL & Fox Sports Net)
1962 - Buddy Blattner, Don Wells, Steve Bailey (KTLA)	1978 - Dick Enberg, Don Drysdale, Al Wisk (KTLA)	1992 - Ken Wilson, Ken Brett (KTLA)	2003 - Steve Physioc, Rex Hudler (KCAL & Fox Sports Net)
1963 - Buddy Blattner, Don Wells (KTLA)	1979 - Don Drysdale, Al Wisk, Ron Fainly (KTLA)	1993 - Ken Wilson, Ken Brett (KTLA)	2004 - Steve Physioc, Rex Hudler (KCAL & Fox Sports Net)
1964 - Buddy Blattner, Don Wells (KTLA)	1980 - Don Drysdale, Ron Fainly (KTLA)	1994 - Ken Wilson, Ken Brett (KTLA & Prime Ticket)	2005 - Steve Physioc, Rex Hudler (KCAL & Fox Sports Net)
1965 - Buddy Blattner, Don Wells (KTLA)	1981 - Don Drysdale, Ron Fainly (KTLA)	1995 - Ken Wilson, Ken Brett (KTLA & Prime Sports)	2006 - Steve Physioc, Rex Hudler, Jose Mota (Fox Sports Net)
1966 - Buddy Blattner, Don Wells (KTLA)	1982 - Bob Starr, Ron Fainly (KTLA)	1996 - Steve Physioc, Jerry Reuss, Sparky Anderson (KCAL and Fox Sports West)	2007 - Steve Physioc, Rex Hudler, Jose Mota and Mark Gubicza (Fox Sports Net and KCOP)
1967 - Buddy Blattner, Don Wells (KTLA)	1983 - Bob Starr, Ron Fainly (KTLA)	1997 - Steve Physioc, Jerry Reuss, Sparky Anderson (KCAL & Fox Sports West)	2008 - Steve Physioc, Rex Hudler, Rory Markas and Mark Gubicza (Fox Sports Net and KCOP)
1968 - Buddy Blattner, Don Wells (KTLA)	1984 - Bob Starr, Ron Fainly (KTLA)	1998 - Steve Physioc, Jerry Reuss, Sparky Anderson (KCAL & Fox Sports West)	2009 - Steve Physioc, Rex Hudler, Rory Markas and Mark Gubicza (Fox Sports Net and KCOP)
1969 - Dick Enberg, Don Wells (KTLA)	1985 - Bob Starr, Joe Torre, Dick Enberg (KTLA)	1999 - Steve Physioc, Rex Hudler (KCAL & Fox Sports West)	2010 - Steve Physioc, Rex Hudler (KCAL & Fox Sports West)
1970 - Dick Enberg, Don Wells (KTLA)	1986 - Bob Starr, Joe Torre (KTLA)	2000 - Steve Physioc, Rex Hudler (KCAL & Fox Sports West)	2011 - Steve Physioc, Rex Hudler (KCAL & Fox Sports Net)
1971 - Dick Enberg, Don Wells (KTLA)	1987 - Bob Starr, Joe Torre (KTLA)		
1972 - Dick Enberg, Don Wells (KTLA)	1988 - Bob Starr, Joe Torre (KTLA)		
1973 - Dick Enberg, Don Drysdale (KTLA)	1989 - Bob Starr, Joe Torre (KTLA)		
1974 - Dick Enberg, Don Drysdale (KTLA)	1990 - Joe Torre, Reggie Jackson, Joe Garagiola (KTLA)		
1975 - Dick Enberg, Don Drysdale (KTLA)			
1976 - Dick Enberg, Don Drysdale (KTLA)			





RORY MARKAS TELEVISION/RADIO PLAY-BY-PLAY

Markas returns for his eighth season as the play-by-play voice of the Angels on AM 830 KLA. He will also serve as the television play-by-play voice for select games alongside Mark Gubicza on Fox Sports West and KCOP. In addition to his baseball duties, Markas also serves as the play-by-play voice for the University of Southern California (USC) men's basketball team and a reporter for FOX 11 KTTV in Los Angeles.

Prior to joining the Angels, Markas handled the play-by-play duties for the USC baseball team on the Trojan Radio Network, as well as a pre-game reporter of Trojan football. During that time, Markas was also a sports reporter on KNX Newsradio 1070 in Los Angeles and a sports anchor on FOX 11 KTTV. From 1994-97, he was the lead announcer for the NBA's Los Angeles Clippers on the Clippers radio network.

Markas has extensive baseball broadcasting experience as he has worked as a play-by-play announcer for the Milwaukee Brewers television network (1992-94) and as a substitute radio play-by-play announcer with the Brewers radio network from 1984-1994. He spent six seasons (1981-87) calling Pacific Coast League baseball, including three years with the Salt Lake City Gulls and three years with the Vancouver Canadians.

Markas' career has included stints as an on-air sports talent on KCBS 2 (1990-97) and Prime Ticket (1987-90). He has been honored with several broadcasting awards, including four Golden Mike Awards for radio reporting and two Associated Press Sportsbroadcasting Awards. He also received the 2008 Radio Play-by-Play Award from the Southern California Sports Broadcasters Association.

A native of San Fernando Valley, Markas attended Chatsworth High School and played baseball. He attended Los Angeles Valley College and Cal State Northridge. He is single and lives in Palmdale, California.



TERRY SMITH RADIO PLAY-BY-PLAY

Terry Smith enters his eighth season alongside Rory Markas on the Angels' flagship radio station, AM 830, KLA. Smith also hosts the Angels' post-game call-in show "Angel Talk" and the Angels' hot stove program "Angels Tonight".

Smith joined the Angels in 2002 after serving as the radio voice of the New York Yankees' Triple-A affiliate Columbus Clippers for 19 seasons. From 1983-1997, Smith also served as Sports Director at WBNS AM in Columbus, Ohio. Smith was recognized three times by the Ohio Associated Press for his sportscasts and WBNS AM was named the Outstanding Sports Operation in Ohio six times by the Associated Press. Smith worked as a sports anchor, talk show host and was simply known as "The Voice" serving as play-by-play announcer for the Ohio State University Football and Basketball Radio Network from 1986-1997.

Smith started his baseball broadcasting career in 1978, calling games for the Jacksonville Suns and later called games for the Memphis Chicks from 1981-82. At Memphis, Smith also worked as the Sports Director on WHBQ AM, anchoring sports on the morning and afternoon drive shows.

The Philadelphia, PA native attended Temple University, where he played collegiate club hockey, as well as Jones College in Jacksonville, FL which has produced the likes of actors Joe Piscopo and Jay Thomas. In February, 2002 Smith made his on-screen debut as a broadcaster in the baseball movie "A Little Inside", which aired on HBO and Showtime. He assists in Angels Community Relations with appearances. He has served as Honorary Chair of the Orange County Learning for Life's Exploring program. Smith and his wife Sonia have one son, Jordan, a student at UC Santa Barbara and make their home in Ladera Ranch, CA.

ALL-TIME ANGELS RADIO BROADCASTERS (ENGLISH FLAGSHIP)

1961 - Don Wells, Bob Kelley, Steve Bailey (KMPC)	1987 - Al Conin, Ken Brett (KMPC)
1962 - Don Wells, Steve Bailey, Buddy Blattner (KMPC)	1988 - Al Conin, Ken Brett (KMPC)
1963 - Don Wells, Buddy Blattner (KMPC)	1989 - Al Conin, Ken Brett (KMPC)
1964 - Don Wells, Buddy Blattner (KMPC)	1990 - Al Conin, Ken Brett (KMPC)
1965 - Don Wells, Buddy Blattner (KMPC)	1991 - Al Conin, Bob Jamison (KMPC)
1966 - Don Wells, Buddy Blattner (KMPC)	1992 - Al Conin, Bob Jamison (KMPC)
1967 - Don Wells, Buddy Blattner (KMPC)	1993 - Bob Starr, Billy Sample (KMPC)
1968 - Don Wells, Buddy Blattner (KMPC)	1994 - Bob Starr, Billy Sample (KMPC)
1969 - Dick Enberg, Don Wells (KMPC)	1995 - Bob Starr, Mario Impemba (KMPC)
1970 - Dick Enberg, Don Wells, Dave Niehaus (KMPC)	1996 - Bob Starr, Mario Impemba (KMPC)
1971 - Dick Enberg, Don Wells, Dave Niehaus (KMPC)	1997 - Bob Starr, Mario Impemba (KTZN)
1972 - Dick Enberg, Don Wells, Dave Niehaus (KMPC)	1998 - Mario Impemba, Brian Barnhart (KRLA)
1973 - Dick Enberg, Don Drysdale, Dave Niehaus (KMPC)	1999 - Mario Impemba, Brian Barnhart (KLAC)
1974 - Dick Enberg, Don Drysdale, Dave Niehaus (KMPC)	2000 - Mario Impemba, Daron Sutton (KLAC)
1975 - Dick Enberg, Don Drysdale, Dave Niehaus (KMPC)	2001 - Mario Impemba, Daron Sutton (KLAC)
1976 - Dick Enberg, Don Drysdale, Dave Niehaus (KMPC)	2002 - Rory Markas, Terry Smith (KLAC)
1977 - Dick Enberg, Don Drysdale, Al Wisk (KMPC)	2003 - Rory Markas, Terry Smith (ESPN Radio)
1978 - Dick Enberg, Don Drysdale, Al Wisk (KMPC)	2004 - Rory Markas, Terry Smith (ESPN Radio)
1979 - Don Drysdale, Al Wisk (KMPC)	2005 - Rory Markas, Terry Smith (ESPN Radio)
1980 - Bob Starr, Steve Shannon (KMPC)	2006 - Rory Markas, Terry Smith (ESPN Radio)
1981 - Bob Starr, Don Drysdale, Ron Fairly (KMPC)	2007 - Rory Markas, Terry Smith (ESPN Radio)
1982 - Bob Starr, Ron Fairly (KMPC)	2008 - Rory Markas, Terry Smith, Steve Physioc, Rex Hudler (AM 830 KLA)
1983 - Bob Starr, Al Conin, Ron Fairly (KMPC)	2009 - Rory Markas, Terry Smith, Steve Physioc, Rex Hudler (AM 830 KLA)
1984 - Bob Starr, Al Conin, Ron Fairly (KMPC)	
1985 - Dick Enberg, Al Conin, Ron Fairly (KMPC)	
1986 - Al Conin, Ron Fairly (KMPC)	



TV & RADIO INFORMATION

2009 ANGELS INFORMATION GUIDE

UNDER THE HALO



JOSÉ MOTA **TELEVISION PRE AND POST GAME**

José Mota returns for his eighth season in the Spanish radio booth (KWKW). The Emmy Award winning Mota served as the third broadcaster during Angels telecasts on KCAL 9 for two seasons (2004-05). In 2006 he joined Fox Sports Net as a member of the pre and post-game shows. Additionally, he provided his talent for the 2006 & 2009 World Baseball Classics and on selected Sunday Night Baseball telecasts. Mota handles the color analyst and play-by-play duties for selected national broadcasts during Saturday's Game of the Week on FOX and has provided coverage for numerous All-Star and Post Season game broadcasts. Mota has co-hosted World Series specials for ESPN Radio in addition to the Angels' hot-stove show "Angels Tonight" during the off-season on AM830. He currently serves as TV pre/post-game and studio analyst with Fox Sports West and KCOP-13 on the Angels' broadcast package. Last season he joined Yahoo Sports as a baseball analyst.

A bilingual talent, Mota joined the Angels in 2002 after working as a broadcaster for MLB Radio. With MLB Productions, Mota served as an International production consultant for the NBC special and 2001 ALMA and Emmy Award-nominated "Baseball: The Latin Passion". José was also the featured host in a Sammy Sosa documentary released by VisionQuest. During the 2001 season, Mota worked as a play-by-play announcer for DirectTV Latin America which provided weekly intercontinental Major League Baseball broadcast coverage to 26 Latin American countries. He served as the featured analyst for MLB Productions' "Sabar a Béisbol", its weekly Spanish-language feature and highlight show available to national and international audiences.

From 1997 until his current appointment, José has served as a color analyst/play-by-play announcer for the FOX baseball "Game of the Week" in Spanish, including MLB post-season play, and for the "NFL Sunday" football broadcasts. He has been a guest play-by-play announcer for the Los Angeles Dodgers' Spanish broadcasts, sitting in for Hall-of-Famer Jaime Jarrín. In 2007 Mota was honored by Metro Publications as one of the "Hottest 25 in Orange County".

A former Major League baseball player with the San Diego Padres (1991) and Kansas City Royals (1995), Mota was originally drafted by the Chicago White Sox in 1985. He was a two-time Collegiate All-American second baseman at Cal State Fullerton and owns a bachelors degree in Communications from CSF. He was the starting second baseman for the 1984 National Champion Titans. In 1999, Jose made his film debut in Kevin Costner's Universal Studios release "For Love of the Game" in which he portrayed Dominican shortstop "José Garcia".

A native of Santo Domingo, DR Mota is the son of longtime Dodger Manny Mota. He and his family make their home in Glendora, CA.



MARK GUBICZA **TELEVISION COLOR ANALYST**

Former Major League Baseball veteran Mark Gubicza is entering his eighth year with FS WEST and FS PRIME TICKET. He will team with Rory Markas in the booth to provide color commentary on Fox Sports West in 2009. This season will also mark his fourth as analyst for the Angels' pre- and post-game shows, now known as "Angels Live".

Gubicza also co-hosts the "FS Baseball Report," which airs nationally on Fox Sports, previewing future match-ups and breaking down current standings in the league. In 2004, Gubicza also provided analysis for Minnesota Twins games from Los Angeles. He made his first television appearance as an analyst for FSN in April 2000 on "Baseball Today" and the "National Sports Report." He also hosted the "Southern California Baseball Report" on AM570 for three years.

In his professional baseball career, Gubicza spent 14 seasons in the Major League. Drafted in 1981, he went on to spend 13 seasons with the Kansas City Royals until 1996. With the club, he won a World Championship in 1985, won 20 games in 1988, and today still holds the single-game record for most strikeouts with 14. In both 1988 and 1989, he was named to the MLB All-Star teams. He finished his career with the Angels in 1997. To honor his many accomplishments on the field, he was recently named to the Kansas City Royals Hall of Fame as well as the Pennsylvania Hall of Fame in 2006.

Gubicza lives in Chatsworth, Calif., with his wife, and their three children.



ROLANDO NICHOLS **SPANISH RADIO PLAY-BY-PLAY**

Rolando Nichols has 13 years of experience in Broadcast Media as a journalist, news and sports anchor/reporter. Rolando started his career in radio, broadcasting AAA baseball and NCAA football games in Tucson, AZ. His first television job was at Telemundo in Tucson as a master control operator. He worked his way up to an on-air position in Tucson and then in 1997 became the prime-time news anchor for the Univision affiliate in Phoenix. He eventually became the main news anchor for the most watched local newscast in the country at Univision's flagship Los Angeles station, KNEX-34.

As a journalist, in 2005 Rolando received the highest recognition in broadcast media, the prestigious Peabody Award. Nichols has won the Edward R. Murrow Award for excellence in media, a Regional Emmy, a Gabriel Award among others for his

journalistic work.

Rolando played professional baseball in the Mexican Summer League before starting his career as a broadcaster. He signed his first professional contract at age 15 with the "Naranjeros", from his native hometown Hermosillo, Sonora Mexico. Rolando was part of the Mexico City Red Devils and Veracruz Eagles organizations in the mid 90's.

Rolando is the founder, of the dynamic CENTER FOR EDUCATION IN TV and Radio, a top-of-the-line broadcast training facility and CENTRO Net Productions, a cutting-edge media production house located in the Los Angeles area.

Nichols holds a Bachelor of Arts in Broadcast Journalism from The Walter Cronkite School of Journalism at Arizona State University.



DARREN CHAN **PRODUCER/ENGINEER**

Darren Chan enters his ninth season as the Producer/Engineer for Angels' English radio broadcasts for the 2009 baseball season. Chan is responsible for all of the technical aspects of each broadcast in addition to forwarding updated game information to all announcers. During the off-season, Chan also serves as the radio engineer for Los Angeles Lakers' home games.

Prior to joining the Angels, Chan was the Promotions and Marketing Director for CNET Radio in San Francisco (2000-01). He also served as a production and promotions coordinator at KFSF and KABL (Oakland Athletics' flagship radio station).

Chan has an extensive background in the radio/broadcasting business as he was the Sports Director/Executive Producer at KTCT (flagship radio station for the Oakland Raiders and Stanford Athletics) in San Francisco (1997-99). He also served as an on-air morning show co-host and provided NFL updates on the Raiders radio network. Chan spent two years (1995-97) as the Executive Producer of the Westwood One nationally syndicated sports talk show "Ferrall on the Bench." He began his radio career as a producer at KNBR (flagship radio station of the San Francisco Giants) from 1990-95.

A native of San Francisco, Chan attended San Francisco State University. He and his wife Lily reside in Chino, CA.



THE NAME, LOGOS & COLORS

2009 ANGELS INFORMATION GUIDE

The expansion franchise Los Angeles Angels were born in 1960, and played their first game in 1961. Named "Angels" for the English translation and nickname ("The City of Angels") of the city, the club remained in Los Angeles from 1961-65, before moving to Anaheim in 1966. The organization officially became the California Angels in Sept., 1965 to coincide with a uniform change the following season, and has remained in Anaheim since the move in 1966. On Nov. 19, 1996, the California Angels were renamed the Anaheim Angels in a press conference held at Anaheim Stadium to also announce a uniform change. On Jan. 3, 2005, the team announced its official name to be the Los Angeles Angels of Anaheim. The inclusion of Los Angeles reflects the original expansion name and returns the Angels as Major League Baseball's American League representative in the Greater Los Angeles territory.

On Jan. 9, 2002, the Angels unveiled their new official team colors and logos featuring red as the dominant color for the first time in club history. The announcement represented the seventh uniform change in franchise history. The look to the Angels' logo and uniforms captures the tradition of Angel baseball and a contemporary "back to basics" flare. The logo features the signature halo surrounding the "A," while the uniforms are reminiscent of decades past.

The Angels selected red, dark red, navy and silver as their colors. The red and navy that have been the team's official colors since the inaugural season have been maintained. The official Angels logo consists of the block letter "A" in red, including dark red shading along the outside of the left side, inside the right side and bottom of the cross of the "A." A silver halo circles the top of the "A," filled with navy. The same navy outlines the "A" as well as the halo.

Both home and road uniforms follow the traditional look of jerseys

past. The club wears black belts, red stirrups and black shoes. Helmets are similar in color and logo to the home and road cap. Large numerals in red outlined in blue and silver with the players last name in red outlined in blue and silver will appear on the back of all jerseys. A smaller number in red outlined in blue and silver appears below the script on the left side of all jerseys.

The Angels' home uniforms include a red cap and bill, official club logo and red button. Jersey is button down, white in color, with red piping around neck and arms.

Red ANGELS script appears on front, with silver halo circling top of the 'A.' Script is outlined in blue and silver.

Pants are white with red piping down each leg.

The Angels' road uniforms include a red cap and bill, official club logo and red button. Jersey is button down, gray in color, with red piping around neck and sleeves. Red ANGELS appears on front, with silver halo circling top of the 'A.' Script is outlined in blue and silver. Pants are gray with red piping down each leg.

The Angels' alternate road uniforms include a red cap and bill, official club logo and red button. Jersey is a sleeveless button down, white in color with red piping around neck and armholes worn with red undershirt. Red ANGELS script will appear on front, with silver halo circling top of 'A.' Script is outlined in blue and silver. The Angels' ALTERNATE UNIFORM used for home or road games include a red cap and bill, official club logo and red button. Jersey is button down, red in color, with silver piping around neck and arms. Red ANGELS script will appear on front, with silver halo circling top of 'A.' Script is outlined in blue and silver.

The practice uniforms, which are the same jerseys worn at Spring Training, include a blue cap with official club logo, red bill and button. Jersey is red mesh with official club logo located on top left. Large white numbers appear on back of jersey.



HOME UNIFORM



HOME ALTERNATE UNIFORM



ALTERNATE UNIFORM



SPRING TRAINING UNIFORM



ROAD UNIFORM



UNDER THE HALO



THE HISTORY OF THE ANGELS LOGO

2009 ANGELS INFORMATION GUIDE

UNDER THE HALO



Los Angeles Angels
(1961-65)



California Angels
(1966-69)



California Angels
(1970-72)



California Angels
(1973-88)



California Angels
(1989-92)



California Angels
(1993-96)



Anaheim Angels
(1997-2001)



Anaheim/LAA
(2002-Current)



ANGELS IN THE COMMUNITY

2009 ANGELS INFORMATION GUIDE



ANGELS BASEBALL
FOUNDATION

The Angels have been active in the community throughout the team's 48-year history. In addition to the success the team has enjoyed on the field, the Angels organization and its players are involved in numerous charitable organizations throughout the community.

Six years ago, the Angels created the Angels Baseball Foundation with goals of becoming even more involved in a variety of outreach programs and non-profit organizations. Since its inception, the Angels Baseball Foundation has granted nearly \$2 million toward local causes, almost all involving children. From laying down the foundation one brick at a time with the Angels Brick Project to helping fund local and national youth organizations, the Angels Baseball Foundation focuses on initiatives aimed to create and improve education, healthcare, arts & sciences, and community related youth programs throughout the region, in addition to providing children the opportunity to experience the great game of baseball and its countless positive attributes.

A few of the more notable community programs that the Angels support each season include:

HONORING OUR COMMUNITY AT THE BALLPARK:

Angels Scholars

The Angels have teamed up with the Orange County Office of Education and the AVID Program to create Angels Scholars. Entering its fourth year, the Angels Scholars program will award college scholarships to five academically talented, financially disadvantaged public middle school students in Orange County. The Angels Baseball Foundation will award each Angels Scholar \$4,000 (plus accrued interest) upon their acceptance into a four-year college. The scholarship will help ease the costs of the Scholars' college tuition and books.



Each school in Orange County offering the AVID Program in eighth-grade can nominate one student for the Angels Scholars scholarship. The AVID Program is an in-school academic support program for sixth through twelfth grades that prepares students for college eligibility and success. It levels the playing field for minority, rural, low-income and other students without a college-going tradition in their families. Like the first three classes of Scholars, the 2009 Angels Scholars will be honored during a pre-game ceremony at an Angels game.



UNDER THE HALO

Outstanding Students

The Angels annually honor high school students and teams who have earned recognition through athletic and scholastic achievement in the California Interscholastic Federation (CIF). CIF and the Angels honor local high school athletic teams based on a cumulative grade point average. Recipients of the individual awards are seniors who have maintained a minimum 3.5 grade point average in college-prep courses over the past three years, in addition to earning a letter in at least one Varsity sport and participating in an additional extracurricular activity. Students are honored on the field during pre-game ceremonies and given tickets to enjoy a night of Angels Baseball.

Going to Bat Against Breast Cancer

The Angels will again join Major League Baseball and Susan G. Komen for the Cure for the 2009 Strikeout Challenge. Each strikeout recorded in all games played the week of Mother's Day raises money for the fight against breast cancer in America. Game-used bases, lineup cards, and the ceremonial home plate will be auctioned off, with funds benefiting the Komen for the Cure Breast Cancer Foundation. On Mother's Day, players throughout the league support the cause by wearing pink wristbands and pink ribbons on their uniforms. Many players also choose to play with special pink bats on Mother's Day.



Father's Day Home Run Challenge

The Angels and Major League Baseball are committed to the fight against prostate cancer. In 2009 they will continue their partnership with the Prostate Cancer Foundation for the 2009 Home Run Challenge. In its twelfth year of raising money for the cure of prostate cancer, the Home Run Challenge takes place the week prior to Father's Day with events scheduled at stadiums across the nation. During the Home Run Challenge, fans make a monetary pledge for each home run hit during the week's games, including all games played on Father's Day. All money raised throughout the week goes directly toward prostate cancer research. On Father's Day, players, managers, coaches, trainers, umpires and groundskeepers across the league show their support by wearing blue wristbands, uniform decals, blue anti-glare and temporary blue ribbon tattoos.



ANGELS IN THE COMMUNITY

2009 ANGELS INFORMATION GUIDE

Little League Days

In their efforts to support youth baseball and softball in the surrounding community, the Angels offer a unique fundraising program for all Little Leagues to participate on a district-wide level. Typically 9,000 to 10,000 children, families and friends attend one of the five designated games. In addition to offering discounted tickets for the groups, Little Leaguers are invited to parade around the field one hour prior to the game with their respective teams. Twenty minutes prior to the game, 25 pre-selected Little Leaguers are given the opportunity to stand on the field and obtain autographs from various Angels' players and coaches. They then take the field with the players during the National Anthem.

Aquafina MLB Pitch, Hit & Run Competition

The Angels are pleased to host the Aquafina MLB Pitch, Hit & Run local final competition at Angel Stadium of Anaheim. The local competitions provide youth across North America with an integrated competition that recognizes individual excellence in core baseball skills. In 2008, the program reached more than 600,000 participants between the ages of seven and 14 through more than 3,900 local competitions. In 2009, the top four competitors nationwide from each of the four age divisions are then invited to compete in the national finals and advance to the Finals at Busch Stadium during the 2009 All-Star Week in St. Louis. After the final competition, participants have the opportunity to field balls during the Home Run Derby and attend the All-Star Game.

Equipment Day

The Angels and the Baseball Tomorrow Fund will host their fourth Equipment Drive in the fall of 2009. Over the past three seasons, hundreds of fans have donated new or used baseball and softball equipment as well as \$3,500 in monetary donations. In 2008, all equipment collected was donated to the North Anaheim Little League. During a pre-game ceremony, the Angels and the Baseball Tomorrow Fund also presented North Anaheim Little League with a \$5,000 grant to help purchase new equipment.

Angels Canned Food Drives

The Angels hold two annual canned food drives to benefit the Second Harvest Food Bank. Fans are given the opportunity to step up to the plate at Angel Stadium of Anaheim and support their local community. In the Thanksgiving spirit, Angels' Groundskeepers hold a drive the weekend before Thanksgiving. Fans have another opportunity to give during the Freeway Series, when the Angels host the Dodgers.

Making Wishes Come True

The Angels often receive requests to help grant the wishes of children with life-threatening medical conditions. Working closely with the Make-A-Wish Foundation, the Angels are pleased to have Wish Kids and their families as their guests. They have the opportunity to come down to the field to meet the team and chat with their favorite players. Afterwards everyone is treated to an exciting night of Angels Baseball.

Light the Night[®]

The Angels partner with The Leukemia & Lymphoma Society each year to host the Light the Night Walk at Angel Stadium of Anaheim. This special fundraising walk is an annual celebration and commemoration of lives touched by cancer. All walkers carry balloons: cancer patients and survivors carry white illuminated balloons, while cancer supporters carry red illuminated balloons.



ANGELS IN THE OUTFIELD:

Angels Baseball Youth Clinics

On Saturday afternoons during selected homestands, the Angels host youth baseball and softball clinics throughout Southern California. The clinics are arranged with the assistance of local parks and recreation departments and aim to reach as many youths as possible in the community. The goal is to not only teach the proper fundamentals of the game of baseball and softball, but also the fun that can be had while playing. Angels players, coaches, and Alumni assist for a great afternoon of baseball. The clinics are free and open to children ages 14 and under.



Mike Scioscia's Youth Baseball Clinic

Every year, Angels Manager Mike Scioscia joins the Amateur Baseball Development Group and over 300 kids for the Mike Scioscia's Amateur Baseball Development Group Clinic in Thousand Oaks. Angels players, coaches and broadcasters annually attend to share their love of baseball with the group. The free clinic provides the kids with an opportunity to hone their baseball skills and test out their Angels' trivia knowledge.

Rookie Ball

The Angels Rookie Ball program began in 1992 and is designed to reach children between the ages of four and 13 years old to teach them the basics of the game of baseball. The program runs throughout the country through a partnership with MLB.

The Angels partner with the cities of Anaheim and Riverside to provide Rookie Ball to local children. In these two areas alone, the program reaches over 1,000 youths each year. The Angels contribute funds to be spent on materials needed to operate the program, such as catcher's equipment, bats, helmets, baseballs, pitching machines, gloves and bases.

Adopt-A-School

In 2009, the Angels selected their second class of adopted high schools and elementary schools for the Adopt-A-School program. The five high schools will each receive a \$2,500 grant to go toward their baseball and softball programs. The Angels will honor each of these schools at a 2009 regular season home game.

As a part of the Adopt-A-School program in the elementary schools, every student receives an Angels school supplies pack and each school will be given an allotment of tickets for the 2009 season to be used in their incentive programs. The Angels Baseball Foundation will also present each elementary school with a \$1,000 grant to go toward their reading programs.



Home Run Readers

This summer, the Angels Baseball Foundation and local libraries will launch Home Run Readers at over 40 libraries throughout Orange County. This summer reading program encourages children to read by providing Angels incentives and visits from the Angels Strike Force. Readers will also receive raffle tickets to enter to win an opportunity to attend an Angels game and one winner will have the chance to be the Honorary Play Ball Announcer. The ticket winners from each library will also be introduced on the field during a Home Run Readers pre-game ceremony.

Read Across America Day

Every March, the Angels join schools across Southern California to celebrate Dr. Seuss' birthday on Read Across America Day. In conjunction with the National Education Association's Read Across America event, Angels Alumni, Strike Force and front office staff attended local schools to read aloud in classrooms and share the importance of reading.

Hospital Visits

Throughout the season, Angels players and their wives visit local hospitals to lift the spirits of the patients and their families. Players and coaches make special appearances to distribute Angels items, sign autographs, and visit with the children and their families. The Angels often visit Miller Children's Hospital at Long Beach Memorial, Children's Hospital of Orange County and UCI Children's Hospital.



ANGELS IN THE COMMUNITY

2009 ANGELS INFORMATION GUIDE

Strike Force Visits

The Angels Strike Force helps represent the organization by making appearances throughout the community. They annually make a special appearance at Orange View Junior High School in Anaheim to support Red Ribbon Week and Club Live, a club that encourages kids to stay off drugs. They also participate in the Angels Baseball Foundation Golf Classic, Home Run Readers library visits, and hospital and Adopt-A-School visits.

Speakers Bureau

The Angels are proud to provide speakers for local charitable, educational and civic groups. Former Angels share their insight about the Angels organization as well as their experiences and memories as a ballplayer. Former Angels including Dave Frost, Bobby Grich, Jay Johnstone, Jim Anderson, Kevin Flora and Clyde Wright participate.

UNDER THE HALO



ANGELS AND THE BOYS & GIRLS CLUBS:

Angels RBI League

Angels Baseball, the Boys & Girls Clubs of Orange County and Major League Baseball partnered together to create the Angels' Reviving Baseball in Inner Cities (RBI) League. This youth program, offered to Orange County Boys & Girls Club members, provides an opportunity for 12 to 18-year-olds to play baseball and softball and learn important life skills. The RBI League provides kids who would otherwise not have the chance the opportunity to play baseball and softball in an organized league. On the field, RBI concentrates on fundamentals and teamwork, while stressing citizenship and academics. Off the field, Boys & Girls Club staff teaches RBI players the pillars of QuickSmart (Skills Mastery and Resistance Training). This nationally acclaimed Boys & Girls Club prevention program is designed specifically for RBI and assists youths in learning how to make smart choices regarding alcohol, tobacco, and other drug use.

All RBI League players receive a full game uniform and a league cap. Participants are also provided with catcher's gear, bats, balls and helmets. The league provides umpires for all games while Boys & Girls Club staff oversees the operation of the games and the playing fields.

The Angels RBI League emphasizes the joy of playing baseball and softball and personal development above all else. From this experience each player may build his or her very own Field of Dreams. For more information about RBI, you may call (714) 619-8416, or email rbi@everykid.org

Angels RBI Clinics

Each year, the Angels RBI League hosts morning Baseball and Softball Clinics in the outfield of Angel Stadium of Anaheim. Members of the league work on their fielding, batting, sliding, and pitching skills in the outfield with Boys & Girls Club staff, local coaches, and Angels' players and coaches. They also learn about QuickSMART, a prevention program designed to give kids the skills to make wise choices in their daily lives. The clinic provided the RBI players with many new skills as well as many great memories of playing on a big league field.





Breaking Barriers

In 2008, over 200 members of the Angels' RBI League came together at the Newport Sports Museum to meet Angels General Manager Tony Reagins. The RBI players were bussed in from the surrounding community through grant money that the Angels Baseball Foundation had awarded to the Museum. They had the opportunity to tour the museum and learn the history of sports and various barriers that have been broken by a variety of athletes. Later, Reagins shared experiences of his times in his own Boys & Girls Club and then spoke with the attendees about breaking down barriers in their every day lives.

ANGELS BASEBALL FOUNDATION:

Angels Baseball Foundation Alumni Golf Classic

The Angels annually host the Angels Baseball Foundation Alumni Golf Classic, sponsored by Brand Affinity Technologies in 2008, at Pelican Hill Golf Club in Newport Coast. The event raised over \$140,000 for the Foundation in 2008. Thirty-six foursomes participate and each is joined by an Angels' Alum. Participants enjoy a round of golf, dinner reception and silent auction with Angel greats such as Dave Winfield, Chuck Finley, Bobby Grich and many others.



Angels Wives

The Angels Wives Group takes an active role in the community throughout the season by contributing their time and effort toward charitable events, organizations and the Angels Baseball Foundation. Each year, the group builds baskets personalized to the players and coaches for an online auction benefiting the Foundation. Each basket contains game-used and autographed memorabilia, as well as Angels' tickets and merchandise. The 2008 online auctions raised over \$30,000 for the Angels Baseball Foundation.



In 2008, the Wives Group joined OC Animal Care to host their first Angels for Animals event at the ballpark. Jody Kendrick, wife of Angels second-baseman Howie Kendrick, spearheaded the event to raise awareness for animal adoption and the importance of spaying and neutering pets. The group sold "mystery bags" containing baseballs autographed by Angels coaches and players and raffle tickets to win team signed bats and other autographed Angels items. Fans also had the opportunity to visit the OC Animal Care booth in front of the stadium and meet many of the animals available for adoption at the Center. Nearly \$20,000 was raised at the event for OC Animal Care and other local animal shelters.

Angels Baseball Foundation Children's Holiday Party

Each year the Angels Baseball Foundation aims to make the season brighter for underprivileged kids by hosting a Children's Holiday Party for organizations in the Southern California area. Angels representatives welcome the children, pass out Angels hats and special holiday t-shirts. Players, coaches and broadcasters attend each year to kick off the event and provide the children with an afternoon of fun. The children eat dinner, make holiday crafts and have a special visit from Santa. As the children leave the party, they each receive a toy from Santa and warm holiday wishes from the Angels.



ANGELS IN THE COMMUNITY

2009 ANGELS INFORMATION GUIDE

Personalized Bricks

Imagine walking up to one of the most beautiful, state-of-the-art ballparks in the country with family, friends, or co-workers. Now imagine looking down and seeing your name or message on a brick paved into the giant diamond at the Home Plate entrance. Fans can purchase a brick, inscribe their name or a message on it and become a permanent fixture of Angel Stadium of Anaheim. All proceeds from the bricks go directly to the Angels Baseball Foundation.

Message Boards

The Angels post birthday, anniversary and welcome messages during games on the Angel Vision Board. With a \$25 donation per message, fans have the opportunity to share their messages with all those in attendance. All donations go to the Angels Baseball Foundation.

Stadium Tours

The "behind-the-scenes" tour of Angel Stadium of Anaheim is both an enjoyable and educational experience. Attendees are invited to view areas that are normally restricted to the public. The complete tour includes a visit to the Press Box, Clubhouse, Bullpen, Dugout, and Angel Stadium's Suites. Tours of the stadium are available year round and all donations support the Angels Baseball Foundation.

Angels Donations

The Angels are happy to help numerous charitable organizations in Southern California that are dedicated to making a difference in our community. To help support these organizations, the Angels regularly donate various autographed and game-used items and game tickets to be used for fundraising auctions and raffles. To request a donation for an upcoming event or to donate to the Foundation, please send a letter of request to the Angels' Community Relations department at:

Community Relations
Attn: Donations
Angel Stadium of Anaheim
2000 Gene Autry Way
Anaheim, CA 92806



For more information on the Angels' involvement in the community, please visit the Community section of angelsbaseball.com.





MANAGER & COACHES

2009 ANGELS INFORMATION GUIDE

MIKE SCIOSCIA

14

MANAGER

BATS: Left THROWS: Right HT.: 6-2 WT.: 230

OPENING DAY AGE: 50 BORN: Nov. 27, 1958
 BIRTHPLACE: Upper Darby, PA RESIDES: Westlake Village, CA
 MARRIED: Anne McIlqueham, Jan. 26, 1985
 CHILDREN: Matthew, Taylor
 APPOINTED: Nov. 18, 1999
 SIGNED THRU: 2018



SCIOSCIA

CAREER HIGHLIGHTS:

■ 2009 marks 10th season as Angels' manager and 10th in major leagues...Owns longest tenure and most wins (803) of any Angels manager...Holds an 803-655 (.551) career mark as 16th field manager in Angels' history...Led 2002 Angels to only World Series Championship in franchise history...Under Scioscia, Angels have captured four AL West Division crowns in last five seasons...Only Angels manager to record five playoff appearances (previous high was two by Gene Mauch) and four division titles (previous, Mauch, 2)...Averages over 89 wins per season (89.2), the most per season in club history...Has led Angels to five consecutive winning seasons (2004-08) for first time in club history...His .551 winning percentage is best in club history, topping Mauch (.533), based on 162 or more games managed...Is the longest tenured manager currently in AL...In 2008, led Angels to a 100-62 (.617) record for their first-ever 100-win season (previous high was 99 in 2002)...2008 marked ninth time in club history that Angels won 90-or-more games and fifth in last seven seasons...Following 2008 season, had contract extended through 2018...Reached 800-win plateau, Sept. 22, with 2-1 win at Seattle...In 2007, led 2007 Angels to 94-68 (.580) record and third AL West Crown in last four seasons...Became winningest manager in Angels' history, May 4, 2007, with a 5-1 victory over White Sox, giving him 626 wins and eclipsing Bill Rigney's previous record mark of 625 (in nine seasons)...Reached 700-win plateau, Sept. 20 (in his 1,287th game) and was fastest MLB manager to reach 700 career wins since Mike Hargrove did so in 1,273 games (Aug. 22, 1999)...In 2006, he led Angels to 89-73 record and second place finish in AL West and third consecutive winning season (first time ever in Angel history...Earned 600th career win, Sept. 15th at Texas (a 2-1 win in 11 innings)...On Nov. 4, 2006, had contract extended through 2009 with club option for 2010...In 2005, he guided Angels to 95-67 mark and second straight West Division title (first time in club history)...Earned 500th career win, Sept. 1 vs. Oakland (3-0)...In 2004, he led Angels to club's first West Division title in 18 seasons (1986) with a 92-70 record...Earned 400th career victory, Aug. 19 at Tampa Bay (10-7)...In 2003, he led Angels to a 77-85 record and third place finish in the AL West (-19)... Posted 300th win, July 5, 2003 at Oakland...On July 12, received two-year contract extension through 2007 with club option for 2008...Was AL manager for 74th All-Star Game in Chicago (IL), July 15th (AL won, 7-6)...In 2002, led Angels to World Championship and best record in club history (99-63)...Honored as 2002 Major League Manager of Year by *Baseball America* and 2002 A.L. Manager of the Year by *The Sporting News*, *USA Today Sports Weekly* and *BBWAA*...Named recipient of the 2002 C.I. Taylor Award for AL Manager of the Year by Negro Leagues Baseball Museum...Is 17th person in history to win World Series Championship as both player and manager (12 others won as player/manager in same season)... Led Angels to A.L. Wild Card playoff berth in 2002 (-4 behind Oakland)...Increase in wins (24; 75-87 in 2001, 3rd in AL West) and games in standings (37; -41 in 2001) from one year to next is best in club history and in major leagues in 2002...Posted 250th career win, Sept. 14 vs. Texas...In 2001, compiled 75-87 record, guiding Angels to third place finish in A.L. West (-41)... Club extended his contract through 2005 season (with club option for 2006), Aug. 20, 2001... Posted his 100th win, May 16, 2000 vs. Toronto...In 2000, posted 82-80 record in debut season, guiding Angels to third place finish in A.L. West (-9 1/2)...Led club to 12-win improvement from 1999 season (best since 14 in 1997) and 15 1/2 game increase in standings from previous season (best since 21 game increase in 1989)...Finished fourth in Manager of Year voting...In 1999, served as manager of Albuquerque Dukes (Los Angeles' triple-A affiliate) of Pacific Coast League in 1999...Guided Dukes to 65-74 record and third place finish in league's Central Division, before resigning Sept. 20...Served as Dodgers' bench coach in 1997-98 and as organization's minor league catching coordinator in 1995-96...In 1997, coached third base from May 16-June 3 when Joe Amalfitano missed 18 games due to personal reasons...Coached first base from July 14 through remainder of season after Reggie Smith underwent neck surgery...Managed Peoria Javelinas to Arizona Fall League Championship in 1997...Team set AFL record in batting average (.317) and led league in ERA (4.15).



PLAYING CAREER:

- Selected by Los Angeles in first round (19th overall) of June 1976 free agent draft...Played 15 major league seasons as catcher with L.A. (1980-92), San Diego (1993) and Texas (1994)...Owns .259 (1131/4373) career average with 68 home runs and 446 RBI in 1,441 games...Played all 1,441 games with Dodgers after missing final two seasons of career due to right shoulder injury...Retired as player with Texas, Aug. 2, 1994, following comeback attempt from surgery, May 18, 1993, to repair torn rotator cuff of right shoulder (occurred during spring training with San Diego, March 1993)...Is Dodgers' all-time leader in games caught with 1,395...Set record, June 8, 1991 at Chicago, appearing in 1,219th game, passing John Roseboro...Caught 100-or-more games 10 times in career, including nine straight seasons (1984-92)...Also ranks among Dodgers' all-time leaders in walks (567), doubles (198), games, hits and total bases...Posted .988 fielding percentage (114 E / 9,186 TC) and ranks 13th in putouts (8,335) and 14th in total chances on all-time catchers' list...Led N.L. catchers in total chances three times (1987, 1989 & 1990) and assists twice (1989 & 1992)...Named to N.L. All-Star team in 1989 and 1990...Started 1990 Mid-Summer Classic at Wrigley Field (replacing injured Padre Benito Santiago)...Became first Dodger catcher to start an All-Star Game since Roy Campanella in 1954...Named to first All-Star team in 1989 at Anaheim as reserve...Caught two no-hitters in career, thrown by Fernando Valenzuela (June 29, 1990 vs. SL) and Kevin Gross (Aug. 17, 1992 vs. SF)... Appeared in one Division Series (1981) and four League Championship Series (1981, 1983, 1985 & 1988), and was member of Los Angeles Dodgers' 1981 and 1988 World Championship teams...Hit home run in Game 1 of 1981 LCS against Montreal and two-run game-tying home run off Dwight Gooden in ninth inning of Game 4 of 1988 LCS against New York.

PERSONAL/MISC:

- Active in numerous Community Relations activities, including Angels Care 65 Roses Golf Tournament (co-chairman since 2000), American Heart Association's Heart & Sole Walk (chairman, 2000-01), American Red Cross Blood Drive and Water Safety Campaigns, and California Office of Traffic Safety's Safe Driver Campaign...Supports Operation Gratitude, an outreach program for U.S. Military Troops serving overseas... Established the Mike Scioscia Pro Players Golf Classic in 2004 which is held annually each year to benefit Amateur Baseball Development Group...Also hosts annual Angels Gene Autry RBI League Coaches Clinic... In 2005, began Mike Scioscia's Youth Baseball Clinic in Thousand Oaks, CA which he holds annually to support local little leagues...Has supported Make-A-Wish Foundation by assisting with numerous wish opportunities for children and also served as keynote speaker at the Annual Make-A-Wish Foundation Grant Makers Fundraiser Luncheon...Named Angels representative for MLB Home Run Challenge to benefit Prostate Cancer Foundation...Honored as 2001 Sportsman of the Year by Orange County Youth Sports Foundation...Presented Humanities Award by Shriner's Crippled Children's Hospital in Los Angeles in 1992 for his civic contributions.
- Inducted into Arizona Fall League Hall of Fame, Oct. 9, 2003, for leading the 1997 Peoria squad to the AFL championship.
- Played baseball, basketball and football at Springfield (PA) High School...Named Delaware County baseball player of year in 1975 and 1976 and two-time all-area selection in baseball and football...Invited by International Baseball Federation to conduct clinic in Italy during 1998 off-season...Full name is Michael Lorri Scioscia.

BE LIKE MIKE...

- Angels' all-time winningest manager with a 803-655 (.551) career record
- First Angels manager to win 800 games (Sept. 22, 2008)
- First Angels manager to win 700 games (Sept. 20, 2007)
- First manager to lead Angels to five playoff appearances (2002 - 04 - 05 - 07 - 08)
- First Angels manager to win four division titles (2004 - 05 - 07 - 08)
- Own highest average of wins per season in club history (89.2)
- Has .551 winning percentage -- the highest in club history
- Led Angels to first World Championship in 2002
- Led Angels to best record in club history (100-62 in 2008)



Photo courtesy of Los Angeles Dodgers



SCIOSCIA'S MANAGERIAL RECORD

Year	Club	League	Won	Lost	Pct.	Position
1999	Albuquerque	Pacific Coast	65	74	.468	Third (Central Division)
2000	Anaheim	American	82	80	.506	Third (West Division)
2001	Anaheim	American	75	87	.463	Third (West Division)
2002	Anaheim	American	99	63	.611	Second (West Div.)—Wild Card
2003	Anaheim	American	77	85	.475	Third (West Division)
2004	Anaheim	American	92	70	.568	First (West Division)
2005	LAA	American	95	67	.586	First (West Division)
2006	LAA	American	89	73	.549	Second (West Division)
2007	LAA	American	94	68	.580	First (West Division)
2008	LAA	American	100	62	.617	First (West Division)*
Major Totals (9 seasons)			803	655	.551	

* Best record in baseball in 2008

SCIOSCIA'S MANAGERIAL RECORD IN PLAYOFFS

Year	Club	Series	Won	Lost	Pct.
2002	— ANA vs. NYY	ALDS	3	1	.775
	ANA vs. MIN	ALCS	4	1	.800
	SF vs. ANA	WS	4	3	.571
2004	— BOS vs. ANA	ALDS	0	3	.000
2005	— LAA vs. NYY	ALDS	3	2	.600
	LAA vs. CWS	ALCS	1	4	.200
2007	— LAA vs. BOS	ALDS	0	3	.000
2008	— LAA vs. BOS	ALDS	1	3	.250
Playoff Totals			16	20	.444



SCIOSCIA'S LIFETIME PLAYING RECORD

Year	Club	AVG	G	AB	R	H	2B	3B	HR	RBI	BB	SO	SB
1976	Bellingham	.278	46	151	25	42	6	0	7	26	36	22	2
1977	Clinton	.253	121	364	58	92	20	1	7	44	79	25	9
1978	San Antonio	.299	58	204	29	61	16	0	2	34	31	20	3
1979	Albuquerque	.336	143	461	80	155	34	0	3	68	73	33	5
1980	Albuquerque	.331	52	160	33	53	11	1	3	33	36	13	3
	Los Angeles	.254	54	134	8	34	5	1	1	8	12	9	1
1981	Los Angeles	.276	93	290	27	80	10	0	2	29	36	18	0
1982	Los Angeles	.219	129	365	31	80	11	1	5	38	44	31	2
1983	Los Angeles	.314	12	35	3	11	3	0	1	7	5	2	0
1984	Los Angeles	.273	114	341	29	93	18	0	5	38	52	26	2
1985	Los Angeles	.296	141	429	47	127	26	3	7	53	77	21	3
1986	Los Angeles	.251	122	374	36	94	18	1	5	26	62	23	3
1987	Los Angeles	.265	142	461	44	122	26	1	6	38	55	23	7
1988	Los Angeles	.257	130	408	29	105	18	0	3	35	38	31	0
1989	Los Angeles	.250	133	408	40	102	16	0	10	44	52	29	0
1990	Los Angeles	.264	135	435	46	115	25	0	12	66	55	31	4
1991	Los Angeles	.264	119	345	39	91	16	2	8	40	47	32	4
1992	Los Angeles	.221	117	348	19	77	6	3	3	24	32	31	3
1993	San Diego												
1994	Texas												
					Injured - Did Not Play								
					Injured - Did Not Play								
Major Totals		.259	1141	4373	398	1131	198	12	68	446	567	307	29

DIVISION SERIES PLAYING RECORD

Year	Club, Opp.	AVG	G	AB	R	H	2B	3B	HR	RBI	BB	SO	SB
1981	L.A., Hou.	.154	4	13	0	2	0	0	0	1	1	2	0

LEAGUE CHAMPIONSHIP SERIES PLAYING RECORD

Year	Club, Opp.	AVG	G	AB	R	H	2B	3B	HR	RBI	BB	SO	SB
1981	L.A., Mon.	.133	5	15	1	2	0	0	1	1	2	1	0
1983	L.A., Phi.												
					Injured - Did Not Play								
1985	L.A., St. L.	.250	6	16	2	4	0	0	0	1	4	0	0
1988	L.A., N.Y.	.364	7	22	3	8	1	0	1	2	1	2	0
Totals		.264	18	53	6	14	1	0	2	4	7	3	0

WORLD SERIES PLAYING RECORD

Year	Club, Opp.	AVG	G	AB	R	H	2B	3B	HR	RBI	BB	SO	SB
1981	L.A., N.Y.	.250	3	4	1	1	0	0	0	0	1	0	0
1988	L.A., Oak.	.214	4	14	0	3	0	0	0	1	0	2	0
Totals		.222	7	18	1	4	0	0	0	1	1	2	0

ALL-STAR GAME PLAYING RECORD

Year	Club, Site	AVG	G	AB	R	H	2B	3B	HR	RBI	BB	SO	SB
1989	L.A., Cal.	.000	1	0	0	0	0	0	0	0	0	0	0
1990	L.A., Chi. (NL)	.000	1	2	0	0	0	0	0	0	0	0	1
Totals		.000	2	3	0	0	0	0	0	0	0	1	0

ANGELS' MANAGERIAL RECORDS

Years	Manager	W	L	PCT	Years	Manager	W	L	PCT
1961-69	Rigney, Bill	625	707	.469	1989-91	Rader, Doug	232	216	.518
1969-71	Phillips, Lefty	222	225	.497	1991-94	Rodgers, Buck	140	171	.450
1972	Rice, Del	75	80	.484	1992	Wathan, John#	36	49	.419
1973-74	Winkles, Bob	109	127	.462	1992	Lachemann, Marcel#	3	1	.750
1974	Herzog, Whitey#	2	2	.500	1994	Knoop, Bobby#	1	1	.500
1974-76	Williams, Dick	147	194	.431	1994-96	Lachemann, Marcel	160	170	.485
1976-77	Sherry, Norm	76	71	.517	1996	McNamara, John#	10	18	.357
1977-78	Garcia, Dave	60	66	.476	1996	Maddon, Joe#	8	14	.364
1978-81	Fregosi, Jim	237	249	.488	1997-99	Terry Collins	214	235	.477
1981-82	Mauch, Gene	122	103	.542	1998	Maddon, Joe#	6	2	.750
1983-84	McNamara, John	151	173	.466	1999	Maddon, Joe#	19	10	.655
1985-87	Mauch, Gene	257	229	.529	2000-	Mike Scioscia	803	655	.551
1988	Rojas, Cookie	75	79	.487					
1988	Stubing, Moose#	0	8	.000					

- Interim Manager



COACHING STAFF

2009 ANGELS INFORMATION GUIDE

MIKE BUTCHER

23

PITCHING COACH

BATS: Right THROWS: Right HT.: 6-1 WT.: 200

OPENING DAY AGE: 43 BORN: May 10, 1965
BIRTHPLACE: Davenport, IA RESIDES: Chandler, AZ
MARRIED: Tami Jefferies, Dec. 28, 1997
CHILDREN: Madison, Tatum, Brooks
APPOINTED: Nov. 18, 2006



CAREER HIGHLIGHTS:

■ Begins third season as Angels' pitching coach after his appointment to Mike Scioscia's staff, Nov. 18, 2006 (replacing Bud Black)...Received multi-year contract extension, Nov. 1, 2007...2009 marks his 24th season in professional baseball... Under his direction, 2008 Angels led American League in saves (66, club record) and ranked third in ERA (3.99) and complete games (7) and second in innings pitched (1,451.1)...2007 Angels led AL in strikeouts (1,156), marking fourth straight season leading circuit in strikeouts...Spent 2006 season as Tampa Bay pitching coach for manager Joe Maddon (former Angel bench coach)...Spent previous six seasons (2000-05) in the Angels minor league system, serving as roving pitching instructor (2003-05) and minor league pitching coach (2000-02)... Was pitching coach at triple-A Salt Lake in 2002 (team won Division title), double-A Arkansas in 2001 (Travelers won Texas League title) and rookie-level Butte in 2000...Also served as pitching coach for Scottsdale Scorpions in 2003 Arizona Fall League... Played 14 seasons of professional baseball as relief pitcher, including four seasons at Major League level with the Angels from 1992-95...Went 11-4 with nine saves and a 4.47 ERA in 115 career Major League appearances...Best season came in 1995 when he went 6-1 to lead the Angels in relief wins...Earned his first two major league wins at Yankee Stadium two days apart, Aug. 21 and 23, 1992...Never made an error in Major Leagues... Made M.L. debut, July 6, 1992 vs. Toronto and struck out only batter faced (Derek Bell)...Originally selected by Kansas City Royals in second round of 1986 free agent draft...Majored in Hotel and Restaurant Management at North Eastern Oklahoma Junior College...Family owns Aunt Chilada's Restaurant and Rustler's Roost Restaurant in Phoenix, AZ... Prepped at United Township (IL) High School where he wrestled, played football and baseball before graduating in 1983...Assists Angels Community Relations with youth clinics, hospital and community appearances...In 2008, spoke to Katella High School in Anaheim, CA, as part of Angels Baseball Foundation Adopt-A-School program...Full name is Michael Dana Butcher.



BUTCHER

BUTCHER'S LIFETIME PITCHING RECORD

Years	W-L	ERA	G	GS	CG	SHO	SV	IP	H	R	ER	BB	SO
4	11-4	4.47	115	0	0	0	9	137	130	75	68	82	96

DID YOU KNOW?

Active managers with 800+ career wins with current team:

Bobby Cox	1972
Tony LaRussa	1141
Mike Scioscia	803



DINO EBEL

21

THIRD BASE COACH

BATS: Right THROWS: Right HT.: 5-9 WT.: 170

OPENING DAY AGE: 43 **BORN:** March 20, 1966
BIRTHPLACE: Barstow, CA **RESIDES:** Las Vegas, NV
MARRIED: Shannon Wilhoit, Sept. 14, 1991
CHILDREN: Destiny, Brady, Trey
APPOINTED: Nov. 16, 2005



CAREER HIGHLIGHTS:

- Begins fifth season in Angels' organization and fourth as third base coach, appointed to Mike Scioscia's staff, Nov. 16, 2005 (replacing bench coach Joe Maddon)...Received multi-year contract extension, Nov. 1, 2007...Served as pitcher for Vladimir Guerrero when he won the Home Run Derby at the 2007 All-Star Game in San Francisco...Spent 2005 as manager at triple-A Salt Lake, leading Stingers to a 79-65 record (just one game out of first place)...Was named to the coaching staff of the World Team for the 2005 Futures Game...Joined Angels in 2005 after spending previous 17 seasons with Dodgers as minor league player, coach and manager...Owns career managerial record of 531-496 (.517) in eight-plus seasons...Served as manager of double-A Jacksonville Suns for three seasons (2002-2004), compiling a 209-206 record (including 66-71 in 2004, 66-73 in 2003 and 77-62 in 2002)...Led Jacksonville to 2002 Southern League East Division Championship (in second half) and berth in League Championship Series...In 2001, led single-A Wilmington to a 75-63 mark...Spent 2000 season with single-A San Bernardino, guiding club to 77-63 record and California League title...Began managerial career in 1997, taking over San Bernardino for final 39 games of season (18-21) after beginning that season as a coach there (club reached California League finals)...In first full-season as manager, led rookie Great Falls to 40-35 record and 1998 Pioneer League North Division first-half championship...Took over at single-A Yakima in 1999 (33-43)...Began coaching career as player/coach with single-A Bakersfield (1991-94)...Also served as player coach with San Bernardino in 1995 before becoming full-time coach with double-A San Antonio Missions in 1996...Has extensive coaching experience in winter baseball, managing Estrellas in Dominican Winter League in 2003 and Cervesa Atlas Tiburones in 2001 Panamanian Winter League...Served as coach for Peoria in Arizona Fall League in 1995...Worked as infield instructor for Chinese National Team (2000) and Osaka Buffaloes (2002) and as field coordinator for Sinon Bulls in Taiwan (2002)...Signed with Dodgers as free agent in 1988 and played six professional seasons...Named Gulf Coast League Player of Year in rookie 1988 season at Sarasota, where he ranked second in league with .337 batting average and led league in total bases, slugging percentage and on-base percentage...Was member of single-A Vero Beach Florida State League Champions in 1990...Attended Florida Southern College, where he was member of 1988 NCAA Division II championship team, earning second team All-American honors...Awarded Mara Forcey Award in 2005, given to Angels' Minor League Employee of the Year...Assists Angels Community Relations with youth clinics, hospital and community appearances...Participated in Mike Scioscia's annual Youth Baseball Clinic in Thousand Oaks, CA in 2007...Married (Shannon) with three children: Destiny, Brady (born during the 2007 season) and Trey (born during 2008 season)...Full name is Dino Alex Ebel (pronounced E-bull).

EBEL

EBEL'S MANAGERIAL RECORD

Year	Club	League	Won	Lost	Pct.	Finish
1997	San Bernardino	California	18	21	.462	4th#
1998	Great Falls	Pioneer	40	35	.533	1st/3rd*
1999	Yakima	Northwest	33	43	.434	4th
2000	San Bernardino	California	77	63	.550	2nd/2nd#
2001	Wilmington	So. Atlantic	75	63	.543	4th/3rd
2002	Jacksonville	Southern	77	62	.554	2nd/1st*
2003	Jacksonville	Southern	66	73	.475	5th/3rd
2004	Jacksonville	Southern	66	71	.482	4th/4th
2005	Salt Lake	Pacific Coast	79	65	.549	2nd
TOTALS (9 seasons)			531	496	.517	

*Reached playoffs

#Won League Title



ALFREDO GRIFFIN

4

FIRST BASE COACH

BATS: Switch THROWS: Right HT.: 5-11 WT.: 180

OPENING DAY AGE: 52

BORN: March 6, 1957

BIRTHPLACE: Santo Domingo, DR RESIDES: San Pedro de Macoris, DR

MARRIED: Noris Gernet, Feb. 26, 1981

CHILDREN: Rosemary, Aneris

APPOINTED: Nov. 23, 1999



CAREER HIGHLIGHTS:

■ 2009 marks 10th season in Angels' organization, serving as first base coach...Received multi-year contract extension, Nov. 1, 2007...Began major league coaching career with Toronto as Blue Jays' first base coach in 1996-97...In 1995, was roving minor league instructor for Toronto...Played 20 years professionally, including 18 in major leagues (1976-93), after signing with Cleveland as 16-year-old free agent, Aug. 22, 1973...Appeared for Cleveland (1976-78), Toronto (1979-84, 92-93), Oakland (1985-87) and Los Angeles (1988-91)...Appeared in two League Championship Series (1988, 92) and three World Series (1988, 92-93)...Played for three World Series Championship teams (Los Angeles in 1988 and Toronto in 1992-93)...Received A.L. Gold Glove at shortstop in 1985...Selected as A.L. replacement player for 1984 All-Star Game in San Francisco, appearing defensively (one assist)...Had major league-leading consecutive game streak snapped at 392 vs. Cleveland (second game), May 27, 1984...In 1980, tied Willie Wilson for league lead in triples (15) and set A.L. record for most triples by switch-hitter...Named Rookie of Year (along with Minnesota's John Castino) by BBWAA in 1979...Established new Toronto highs in hits (179), runs (81), triples (10) and stolen bases (21)...Average (.287) led all regular A.L. shortstops...Made major league debut with Indians, Sept. 7, 1976, collecting first hit on first pitch...Attended San Esteban School in Santo Domingo, DR...Assists Angels Community Relations with youth clinics and community appearances...Full name is Alfredo Claudino Griffin.




Photo courtesy of Toronto Blue Jays

GRIFFIN'S LIFETIME PLAYING RECORD

Years	AVG	G	AB	R	H	2B	3B	HR	RBI	BB	SO	SB
18	.249	1962	6780	759	1688	245	78	24	527	338	664	192

LEAGUE CHAMPIONSHIP SERIES RECORD

Years	AVG	G	AB	R	H	2B	3B	HR	RBI	BB	SO	SB
2	.148	9	27	1	4	1	0	0	3	0	5	0

WORLD SERIES RECORD

Years	AVG	G	AB	R	H	2B	3B	HR	RBI	BB	SO	SB
3	.188	10	16	2	3	0	0	0	0	2	4	0

ALL-STAR GAME RECORD

Years	AVG	G	AB	R	H	2B	3B	HR	RBI	BB	SO	SB
1	—	1	0	0	0	0	0	0	0	0	0	0



MICKEY HATCHER

7

HITTING COACH

BATS: Right THROWS: Right HT: 6-2 WT: 220

OPENING DAY AGE: 53 **BORN:** March 15, 1955
BIRTHPLACE: Cleveland, OH **RESIDES:** Buena Park, CA
MARRIED: Patty Slights, Feb. 11, 2006
CHILDREN: Brynn, Amy
APPOINTED: Nov. 23, 1999



CAREER HIGHLIGHTS:

■ Enters 10th season as Angels' hitting coach...Received multi-year contract extension, Nov. 1, 2007...Under his guidance, 2007 Angels set club-record with .284 batting average (fourth-best in American League), topping previous Angel record of .282 (3 times)...Club also hit a best-ever .305 at home...In 2002, Angels set franchise bests in hits (1,603), doubles (333) and extra-base hits (517)...In debut season as hitting coach (2000), Angels' .280 batting average was fifth-highest in club history (also posted franchise-best 236 home runs)...In 1999, served as hitting instructor under Mike Scioscia for Dodgers' triple-A affiliate Albuquerque...Following dismissal of Dodgers' manager Bill Russell, joined interim manager Glenn Hoffman's staff as first base coach/hitting instructor (June 24, 1998 - rest of season)...Began season as manager of single-A San Bernardino...Spent two previous seasons (1996-97) as manager of Dodgers' rookie-level Great Falls after serving as coach there in 1995...Led Great Falls to Pioneer League finals in 1997...Worked as first base coach for Texas in 1993-94...Began coaching career at Albuquerque, first as player-coach in 1991 before becoming third base coach in 1992...Played 15 years professionally, including 12 in major leagues...Appeared with Dodgers six years (1979-80, 87-90) and Minnesota six years (1981-86)...Compiled .280 career batting average as first baseman, third baseman and outfielder... Also made one appearance as pitcher vs. St. Louis, May 4, 1989...Starred for Dodgers in 1988 World Series title over Oakland, batting .368 (7/19) with two home runs and five RBI...Hit game-winning homer in final game...Struck out just 246 times in 3,377 career at-bats (once every 13.7 at-bats)...Led A.L. by striking out once every 19.2 at-bats in 1985 and every 19.7 at-bats in 1983...Tied Twins' club record with nine straight hits, April 27-28, 1985...Named Most Improved Twin in 1983, batting career-best .317...Made major league debut with Dodgers, Aug. 3, 1979...Earned minor league all-star honors each of first three pro seasons (1977-79)... Won Pacific Coast League batting title in 1979 with .371 average...Played baseball and football at University of Oklahoma during 1976-77 season...Earned second team All-American honors in baseball...Participated in 1977 Fiesta Bowl as wide receiver and punter...Attended Mesa (AZ) Community College (1974-76), earning junior college All-American honors in baseball and football... Graduated from Mesa (AZ) High School in 1974...Brother, Hal, was catcher in Kansas City's farm system from 1980-85...Assists Angels Community Relations with baseball clinics and conducts batting clinics for charity...Full name is Michael Vaughn Hatcher.



HATCHER

HATCHER'S LIFETIME PLAYING RECORD

Years	AVG	G	AB	R	H	2B	3B	HR	RBI	BB	SO	SB
12	.280	1130	3377	348	946	172	20	38	375	164	246	11

LIFETIME PITCHING RECORD

Years	W-L	ERA	G	GS	CG	SHO	SV	IP	H	R	ER	BB	SO
1	0-0	9.00	0	0	0	0	0	1.0	0	1	1	3	0

LEAGUE CHAMPIONSHIP SERIES RECORD

Years	AVG	G	AB	R	H	2B	3B	HR	RBI	BB	SO	SB
1	.238	6	21	4	5	2	0	0	3	3	0	0

WORLD SERIES RECORD

Years	AVG	G	AB	R	H	2B	3B	HR	RBI	BB	SO	SB
1	.368	5	19	5	7	1	0	2	5	1	3	0

HATCHER'S MANAGERIAL RECORD

Year	Club	League	Won	Lost	Pct.	Position
1996	Great Falls	Pioneer	33	39	.458	Fourth
1997	Great Falls	Pioneer	40	32	.556	First
1998	San Bernardino	California	29	48	.377	—
Minor League Totals			102	119	.462	



COACHING STAFF

2009 ANGELS INFORMATION GUIDE

ORLANDO **MERCADO**



BULLPEN COACH

BATS: Right THROWS: Right HT.: 6-0 WT.: 230

OPENING DAY AGE: 47

BORN: Nov. 7, 1961

BIRTHPLACE: Arecibo, PR

RESIDES: Sun City, AZ

CHILDREN: Sheika, Orlando, Nicole

APPOINTED: Dec. 21, 1999



CAREER HIGHLIGHTS:

- Begins 16th season in Angels' organization and seventh as bullpen coach...Received multi-year contract extension, Nov. 1, 2007... Missed time during 2007 season after undergoing surgery on his left Achilles tendon...Served as Angels' bullpen catcher for three seasons (2000-02) before becoming bullpen coach...Spent five seasons as Angels' minor league coach, including two seasons with rookie-level Butte (1998-99), one at double-A Midland (1997) and two with rookie-level Mesa (1995-96)...Served as player-coach at triple-A Vancouver in 1994...As catcher, played professionally for 17 seasons with 12 different organizations, originally signing with Seattle as free agent, Jan. 6, 1978...Appeared in major leagues with eight different franchises: Seattle (1982-84), Texas (1986), Detroit (1987), Los Angeles (1987), Oakland (1988), Minnesota (1989), New York Mets (1990) and Montreal (1990)...Spent final four seasons of playing career in minor leagues with Mets (1991-92), Chicago Cubs (1993), Cleveland Indians (1993) and Angels (1994)...Made major league debut as 20-year-old for Mariners, Sept. 13, 1982...Collected first hit (grand slam off Steve Comer of Texas) in first major league start, Sept. 19...Also teamed with Edwin Nunez (age 19) that same night to form youngest battery in Mariners' history...Donated bat used for his first career hit to the MLB Hall of Fame in Cooperstown... Attended Dr. Trina Padilla de Sanz H.S. in Arecibo, PR...Led youth Mickey Mantle team to world championship... Assists Angels Community Relations with youth baseball clinics and other community events...His son Orlando Jr. is catcher in the Diamondbacks' organization (he played at double-A Mobile last season)...Full name is Orlando Mercado Rodriguez.



Photo courtesy of Seattle Mariners

MERCADO

MERCADO'S LIFETIME PLAYING RECORD

Years	AVG	G	AB	R	H	2B	3B	HR	RBI	BB	SO	SB
8	.199	253	562	40	112	17	4	7	45	42	82	4



RON ROENICKE

10

BENCH COACH

BATS: Switch THROWS: Left HT: 6-0 WT: 183

OPENING DAY AGE: 52

BORN: Aug. 19, 1956

BIRTHPLACE: Covina, CA

RESIDES: Chino Hills, CA

MARRIED: Karen Kranzer, Nov. 16, 1985

CHILDREN: Lance

APPOINTED: Nov. 23, 1999



CAREER HIGHLIGHTS:

■ Begins 10th season with Angels and fourth as bench coach...Served as third base coach for first six seasons with club and became bench coach when Joe Maddon left for Tampa Bay...Received multi-year contract extension, Nov. 1, 2007...Served as manager of Fresno Grizzlies (San Francisco's triple-A affiliate) in 1999...Led Grizzlies to 73-69 record and second place finish in Southern Division, one-half game behind eventual-league champion Salt Lake...Spent seven previous seasons in Los Angeles Dodgers' organization...Managed double-A San Antonio (1997-98) and Albuquerque (1998), getting promoted to triple-A, June 26, 1998, after Glenn Hoffman was named Dodgers' manager...Named Manager of Year in 1997 after Missions won Texas League title (84-55)...Served as hitting instructor for triple-A Albuquerque in 1996...Also managed single-A San Bernardino (1995) and rookie-level Great Falls (1994)...Guided San Bernardino to league title (84-54) and named California League Manager of Year...Led Great Falls to 34-38 record and third place finish...Spent two seasons (1992-93) as part of Dodgers' major league coaching staff, positioning outfielders as club's "Eye in the Sky"...Played for six clubs in 12-year professional career, appearing as outfielder/first baseman...Played eight seasons in major leagues with Dodgers (1981-83), Mariners (1983), Padres (1984), Giants (1985), Phillies (1986-87) and Reds (1988)...Was member of San Diego's 1984 National League Championship team...Appeared in two games as outfielder and pinch-runner in World Series vs. Detroit...Batted .238 (256/1076) with 17 home runs and 113 RBI in 527 major league games...Originally selected by Dodgers in first round of secondary phase of June, 1977 free agent draft...Attended Mt. San Antonio College in Walnut, CA (1975-76) and UCLA (1977)...Brother Gary was outfielder with Expos, Orioles, Yankees and Braves (1976-88) and currently scouts for Orioles...Assists Angels Community Relations with youth baseball clinics...Full name is Ronald Jon Roenicke (Pronounced Ren-a-key).



ROENICKE
Photo courtesy of Los Angeles Dodgers

ROENICKE'S LIFETIME PLAYING RECORD

Years	AVG	G	AB	R	H	2B	3B	HR	RBI	BB	SO	SB
8	.238	527	1076	141	256	51	3	17	113	190	195	24

LEAGUE CHAMPIONSHIP SERIES RECORD

Years	AVG	G	AB	R	H	2B	3B	HR	RBI	BB	SO	SB
1												
Did Not Play												

WORLD SERIES RECORD

Years	AVG	G	AB	R	H	2B	3B	HR	RBI	BB	SO	SB
1	.000	2	0	0	0	0	0	0	0	0	0	0

ROENICKE'S MANAGERIAL RECORD

Year	Club	League	Won	Lost	Pct.	Position
1994	Great Falls	Pioneer	34	38	.472	Third
1995	San Bernardino	California	84	54	.609	First
1997	San Antonio	Texas	84	55	.604	First
1998	San Antonio	Texas	38	30	.559	—
	Albuquerque	Pacific Coast	33	37	.471	—
1999	Fresno	Pacific Coast	73	69	.514	Second
Minor League Totals			346	283	.550	



STEVE SOLIZ

61**BULLPEN CATCHER**

BATS: Right THROWS: Right HT.: 5-10 WT.: 200

OPENING DAY AGE: 38

BORN: Jan. 27, 1971

BIRTHPLACE: Ventura, CA

RESIDES: Long Beach, CA

APPOINTED: Dec. 9, 2002



CAREER HIGHLIGHTS:

- Begins seventh season as Angels' bullpen catcher...Received multi-year contract extension, Nov. 1, 2007...Filled in as bullpen coach for part of 2007 season while Orlando Mercado recovered from surgery on his left Achilles tendon... Spent eight professional seasons as catcher with Cleveland (1993-99) and San Diego (2000-01) franchises...Compiled .236 batting average (345/1463) with 168 runs scored, 62 doubles, 3 triples, 13 home runs and 144 RBI in 473 minor league games...Was catcher in the 1998 Triple-A World Series...Originally selected by Indians in 13th round of 1993 free agent draft...Signed by Padres, Nov. 22, 1999, after being granted free agency following 1999 season...Elbow injury sidelined him in 2001 and eventually ended his playing career...Served as volunteer coach for the Yuma (AZ) Bullfrogs in the independent Western League in 2002...Played four seasons at Cal State Los Angeles, earning third team All-American and team MVP honors in 1993...A 1989 graduate of Rio Mesa High in Oxnard (CA)...Active in off-season in youth baseball camps and clinics...Assists Angels Community Relations during the season with various youth baseball clinics, hospital visits and community appearances...Also participated in Mike Scioscia's annual Youth Baseball Clinic in Thousand Oaks, CA in 2007...One of the leaders of Angels Youth Baseball Clinics for the past three seasons, instructing children at various clinics around Southern California...Full name is Steven Soliz Jr.

SOLIZ





2009 ANGELS

2009 ANGELS INFORMATION GUIDE

BOBBY ABREU

53

OUTFIELDER

BATS: Left THROWS: Right HT.: 6-0 WT.: 210

OPENING DAY AGE: 35

BORN: March 11, 1974

BIRTHPLACE: Aragua, VZ

RESIDES: Maracay, VZ

ACQUIRED: Signed as free agent, February 12, 2009

SIGNED THRU: 2009

M.L. SERVICE: 11 yrs., 165 days



2008 SEASON:

- Hit .296 (180/609) with 100 runs scored, 20 home runs and 100 RBI in 156 games with **Yankees** (148 starts in RF, four starts at DH)...Marked most hits since 2000 (182) and most home runs since 2005 (24)...Set career-high with 609 at-bats...His 87 hits with two strikes were most in Majors...Ranked fourth in AL with 57 multi-hit games...His 10 outfield assists were tied for seventh in AL...Did not swing at 630 of his 684 first pitches seen (92.2%)...His 4.29 pitches/plate appearance were fourth-most in Majors (2,935 pitches, 684 PA)...14 of his 20 home runs were hit at Yankee Stadium...Hit .329 (84/255) with 51 runs, 18 doubles, 10 HR and 41 RBI in his final 65 games of season, leading team in average, runs and doubles over stretch...Was 2-for-4 in Opening Day win vs. Toronto...Extended his Opening Day hitting streak to 12 games...According to Elias Sports Bureau, is second-longest active streak of its kind behind Frank Thomas' 14-game streak...Since 1970, only other players with at least one hit in each of their first 12 season openers are Will Clark (14 games from 1986-2000) and George Foster (13 games, 1974-86)...Hit two-run double in third inning in 4/24 loss at Chicago (AL), giving him 1,000 career RBI...Tied career-high with four runs and two triples in 5/30 win at Minnesota...His steal of second base in first inning was 300th of career...Hit 4 HR over a four-game stretch from 7/30-8/2 marking his first such four-game stretch since 5/15-18/05 with Philadelphia...Collected 12th career multi-HR game in 7/30 win vs. Baltimore...Hit solo HR in 7/31 loss vs. Angels, marking his third HR in two games and his third HR in a six-at-bat stretch...Hit 445th career double in 8/8 loss at Angels, surpassing Andres Galarraga for most all time among Venezuelan-born Major Leaguers...Tied a career-high with five hits in 8/22 win at Baltimore, going 5-for-5 (also 5 hits on 8/8/99 w/ Phil)...Recorded second multi-homer game of season (also 7/30 vs. Baltimore) and 13th of career (all 2 HR games) in 9/18 win vs. Chicago (AL), hitting a two-run HR and solo-HR, going 3-for-5 with 6 RBI...Marked his third career game with six-or-more RBI...Hit game-winning grand slam in 10th inning on 9/24 at Toronto...Was eighth career grand slam and second of season (also 4/22 at Chicago-AL)...Drove in 100th run and tied a career high with four runs in 9/26 win at Boston...Scored 100th run of season in 9/28 Game 1 win at Boston.

A BIT 'BOUT BOBBY

In 2008, Bobby Abreu joined Barry Bonds and Rickey Henderson as the only players to amass 200 homers and 300 stolen bases while maintaining a .400 on-base percentage.

ABREU ON THE BASES

Bobby Abreu has at least 20 stolen bases in 10 consecutive seasons (1999-2008), the longest current streak in the Majors.

CAREER HIGHLIGHTS:

- Two-time All-Star (2004 & 2005), Gold Glove recipient in 2005 and Silver Slugger honoree (2004)...He is one of five players with 100 RBI and 100 runs scored in each of the past two seasons...Others are Chase Utley, David Wright, Adrian Gonzalez and Alex Rodriguez...Over last 10 seasons (1999-2008), ranks second in Majors in games played (1,574), walks (1,053) and doubles (414), tied for fourth in runs scored (1,083), fifth in at-bats (5,783) and sixth with 292 stolen bases...Has played in at least 150 games in each of last 11 seasons (1998-2008)...According to Elias Sports Bureau, is only ninth player in MLB history to accomplish the feat in 11 consecutive years...His 1,725 games played over the 11-year span are most in MLB...With 100 RBI in 2008, joined Albert Pujols and Alex Rodriguez as only players to reach plateau in each of last six seasons (since 2003)...With 20 HR and 22 SB in 2008, became just third player in baseball history to record eight separate seasons of 20 HR and 20 SB, joining Bobby and Barry Bonds who each

DID YOU KNOW?

With 100 RBI in 2008, Abreu joined Albert Pujols and Alex Rodriguez as the only players to reach the plateau in each of the last six seasons (since 2003).

had 10 such seasons (credit: Elias)...Has at least 20 stolen bases in 10 consecutive seasons (1999-2008), the longest current streak in MLB...Is one of 12 players since 1950 to reach 400 doubles, 200 HR and 300 SB in his career and first to accomplish the feat since Steve Finley in 2004 (includes Craig Biggio, Roberto Alomar, Barry Bonds, Ryne Sandberg, Rickey Henderson, Paul Molitor, Andre Dawson, Joe Morgan, Willie Mays and Vada Pinson).

POST-SEASON EXPERIENCE:

- In **2007** with **Yankees**, batted .267 (4/15) with one double, one HR and two RBI, starting all four Division Series games vs. Cleveland in RF...Homered in 9th inning of Game 4 loss off Joe Borowski...In **2006** with **NYG**, hit .333 (5/15) with team-leading 4 RBI in four Division Series games vs. Detroit...In **1997**, appeared in three games with **Astros** in Division Series vs. Atlanta...Went 1-for-3 with a stolen base for series.

MAJOR LEAGUE SUMMARY:

- In **2007**, hit .283 (171/605) with career-high 123 runs, 40 doubles, five triples, 16 HR, 101 RBI and 25 SB in 158 games with **Yankees** (150 starts in RF and one start at DH)... Led MLB with 90 two-strike hits and ranked second in A.L. with 123 runs scored...Also ranked third in Majors, seeing 4.38 pitches per plate appearance and saw a total of 3,060 pitches, second-most in MLB behind Cleveland's Grady Sizemore (3,101)...Stole at least 20 bases for ninth consecutive season...Also reached 30-double plateau for ninth straight season...Hit .228 (45/197) with 2 HR and 22 RBI through his first 51 games...In final 107 games, batted .309 (126/408) with 14 HR and 79 RBI... Hit in six different spots in Yankees' batting order, most in any season of career...Suffered strained right oblique muscle at start of spring training and missed first 19 games...Was 2-for-5 in Opening Day win on 4/2 vs. Tampa Bay to record at least one hit in each of his 11 Opening Day appearances...Became first player in MLB history to reach 1,500-game mark with as many as 1,600 hits, 200 HR, 1,000 BB and 200 SB on 4/20 at Boston (Source: Elias)...Went a career-high 61 plate appearances without a walk from 4/28-5/13...Tied career-high with four runs scored in 6/10 win vs. Pittsburgh...Also scored four runs on 8/4 vs. Kansas City...Reached base safely in nine consecutive plate appearances from 6/9-12 (four singles, one double, one triple, one home run and two walks)... Scored 1,000th run of his career in 6/13 win vs. Arizona...In 26 games in July, hit .353 (36/102) with 20 runs, 9 doubles, 5 HR and 29 RBI...His 29 RBI tied for second in the Majors during month...Collected 400th career double in 8/30 win vs. Boston in his 5,775th career at-bat...According to Elias, became fifth player in expansion era (since 1961) with 400 doubles in fewer than 5,800 AB, joining Edgar Martinez (5,349 AB); Wade Boggs (5,695 AB); Larry Walker (5,756 AB) and Hal McRae (5,763 AB)...Drove in his 100th run of season on 9/30 at Baltimore in Yankees' final regular season game.
- In **2006**, batted .297 (163/548) with 98 runs, 41 doubles, 15 HR, 107 RBI and 30 SB in 156 games with **Philadelphia** and **Yankees** (152 starts in RF, two starts at DH)...Led all MLB with 124 BB, reaching the 100-walk plateau for the eighth consecutive season (1999-2006), becoming only third player in MLB history to do so (also Max Bishop, 1926-33; and Frank Thomas, 1991-98)...With Yankees, hit .330 (69/209) with 7 HR and 42 RBI in 58 games (54 starts in RF, one start at DH)...Acquired from Philadelphia on 7/30 with RHP Cory Lidle in exchange for four minor leaguers...Hit three-run home run in 8/22 loss at Seattle, his second as a Yankee and 200th of his career to become only the 41st player in Major League history to hit 200 home runs and steal 200 bases...Stole 18 consecutive bases without being caught from 6/5-8/19...Tied a single-game career-high with three doubles (third time) in 9/3 win vs. Minnesota...Drove in a career-high seven runs in 9/12 win vs. Tampa Bay...Hit three-run HR and three-run double in the first inning and was 2-for-3 with one SF...With six RBI in the first inning, tied A.L. record for most RBI in a single inning (10th time)...Also became only fourth player in MLB history to drive in six runs in first inning of a game and first since Matt Stairs (w/ Oakland) vs. California on 7/5/96...Began season with Phillies, batting .277 (94/339) with 61 runs, 25 doubles, 8 HR, 65 RBI and 20 SB in 98 games (95 starts in RF, one start at DH)...Reached base safely in 34 straight games from 6/1-7/9.
- In **2005**, batted .277 with 37 doubles, 1 triple, 24 HR, 102 RBI and 31 SB in 162 games with **Phillies**, becoming only third player in Major League history with seven consecutive 20 HR/20 SB seasons, joining Barry Bonds (nine straight) and Bobby Bonds (seven straight)...Became first player in MLB history to hit at least one home run in nine out of 10 team games (from 5/8-18)...Won first NL Gold Glove after finishing third among NL right fielders in fielding percentage (.986) and sixth in assists (7)...Set a club record by drawing at least 100 walks for seventh straight season, becoming only fourth player in MLB history to accomplish the feat, joining Frank Thomas (1991-98), Mel Ott (1936-42) and Jeff Bagwell (1996-2002)...Tied a club record by homering

MOST CONSECUTIVE SEASONS WITH 150 OR MORE GAMES PLAYED

1. Willie Mays (1954-66)	13
2. Cal Ripken, Jr. (1982-93)	12
Pete Rose (1969-80)	12
Billy Williams (1962-73)	12
5. BOBBY ABREU (1998-2008)	11
Lou Brock (1964-74)	11
Nellie Fox (1952-62)	11
Andrew Jones (1997-2007)	11
Ron Santo (1961-71)	11

Source: Elias

MOST WALKS, MAJORS, LAST 10 YEARS (1999-2008)

1. Barry Bonds	1,201
2. BOBBY ABREU	1,053
3. Jim Thome	1,031
4. Brian Giles	1,002
5. Jason Giambi	990



40-MAN ROSTER

2009 ANGELS INFORMATION GUIDE

in five straight games (5/8-12), becoming the third player in club history to do so, joining Dick Allen (1969) and Mike Schmidt (1979)...Also tied a club record by collecting an RBI in 10 consecutive games, 5/8-18 (18 RBI), joining Pinky Whitney (1931)...Led all MLB players with 3,159 pitches seen (Derek Jeter was second with 2,875)...His three grand slams were the most by a Phillie in one season since 1959 (Gene Freese) and one shy of club record of four, set by Vince DiMaggio in 1945...Led NL in grand slams (three), tied for first in games (162), second in walks (117) and seventh in on-base percentage (.405) and SB (31)...Named NL "Player of the Week" for the period of 5/9-15, batting .583 (14/24) with 6 HR and 12 RBI...Had 13-game hitting streak from 5/7-20, batting .523 with 9 HR and 18 RBI...Scored a run in 11 straight games from 5/8-19 (12 runs overall)...Named NL "Player of the Month" for May (.396, 11 HR, 30 RBI, 30 BB, .535 OBP, .792 SLG)...His 11 homers in May were most by a Phillie for the month since Mike Schmidt hit 12 HR in May 1980...Won Home Run Derby on All-Star Workout Day at Detroit's Comerica Park, setting new records for total HR (41) and HR in a round (24 in 1st round)...Voted by the fans as the starting RF for the NL All-Star squad, his first starting assignment.

- In 2004, hit .301 with 118 runs, 47 doubles, one triple, 30 HR, 105 RBI and 40 SB in 159 games with Philadelphia... With his HR on final day of season, reached 30 HR and 30 SB for second time in career...Became fourth player in MLB history with six straight 20 HR/20 SB seasons en route to his first All-Star selection...Earned his first Silver Slugger Award, becoming first Phillie to win award since Lenny Dykstra in 1993...Reached career-highs in walks (127) and steals (40) and tied a then career-high in runs (118)...Stole 40 bases to become eighth player in Phillies' history to reach mark...Became only second player in club history to have 40 doubles and 40 stolen bases in a season (Ed Delahanty, 1895)...Tied career-high with 2 HR on 5/4 vs. St. Louis, 6/9 at Chicago (AL) and 7/30 at Chicago (NL)...Homered in three straight games from 5/12-15...Scored a run in 11 straight games from 5/11-22 (18 runs overall)...Ejected on 6/22 at Montreal for arguing a called third strike - first ejection of his career...Named NL "Player of the Week" for 6/28-7/4 (.417, 10-for-24, 5 2B, 2 HR, 10 RBI, 12 BB, 10 R, .611 OBP, .875 SLG)...Hit "walk-off" HR off John Franco on 7/8 vs. Mets, giving Phillies a 5-4 win...Played for Caracas in Venezuelan Winter League.
- In 2003, batted .300 with 99 runs, 35 doubles, one triple, 20 HR, 101 RBI and 22 SB in 158 games with Phillies... Finished fourth in NL with 109 BB, becoming just second Phillie in franchise history to walk 100 or more times in five straight seasons...Phillies were 17-3 when he homered...Singled off Carl Pavano for 1,000th career hit on 7/4 vs. Florida...Had 11 RBI over a five-game span from 7/20-24...Hit third career grand slam on 7/24 at Chicago off Kerry Wood...Also hit a sacrifice fly in the inning, becoming just second Phillie in club history to get five RBI in one inning, joining Von Hayes (6/11/85 vs. Mets).
- In 2002, hit .308 with 102 runs, 50 doubles, six triples, 20 HR, 85 RBI and 31 SB in 157 games with the Phillies... Led NL with 50 doubles, becoming only third Phillie ever to reach the mark (Chuck Klein, 1930, '32 and Ed Delahanty, 1899)...Became second Phillie with three straight 40-double seasons (Delahanty, 1895-97)...Hit 20 or more home runs, walked 100 or more times and scored 100 or more runs for fourth straight season...Stole 30 or more bases for second straight season...Hit 100th career home run on 6/1 vs. Montreal (off Tony Armas)... Started in CF for first time in his career on 6/1 vs. Montreal...Overall, made 17 starts in CF and did not commit an error in 31 chances...Hit two triples on 7/18 vs. Chicago (NL)...Hit two home runs on 9/5 at Montreal...Had a career-best 17-game hit streak from 9/5-24, hitting .455 (30/66) with 8 doubles, 1 triple, 3 HR and 11 RBI to raise his average from .289 to .309.
- In 2001, batted .289 with 118 runs, 48 doubles, four triples, 31 HR, 110 RBI and 36 SB in all 162 games with Philadelphia, setting career-highs in home runs and RBI...Became first Phillie in franchise history to reach 30 HR and 30 SB, joining Montreal's Vladimir Guerrero as only Major Leaguers to accomplish feat in 2001...Was first Venezuelan-born player and 25th in Major League history to accomplish the feat...Finished tied for first in NL in games (162), tied for third in walks (106), fourth in doubles (48) and stolen bases (36)...His 31 HR were most by a Phillie since Mike Lieberthal's 31 in 1999 and his 83 extra-base hits were most since Chuck Klein's 103 in 1932...Was first Phillie to play 162 games since Pete Rose and Gary Matthews in 1982...Was also first Phillie to reach 100 RBI and 30 SB since Sherry Magee in 1910...Named NL "Player of the Week" for period from 5/28-6/3, hitting .522 (12/23) with 13 runs, 3 doubles, 3 HR, 10 RBI and 4 SB...Hit third career inside-the-park HR on 6/24 at Florida...His 30 RBI in June were most in a month by a Phillie since Darren Daulton in May 1993...Scored a run in 12 straight games from 6/23-7/4 (15 runs overall)...Homered off John Franco on 7/22 vs. New York (NL), his only homer vs. a left-handed pitcher in 2001 and first home run Franco allowed to a lefty since 9/22/93 vs. Pittsburgh (Dave Clark)...Hit 2 HR on 9/30 at Florida...Played winter ball for Caracas, VZ and was honored during Venezuelan All-Star Game as first 30 HR/30 SB player in country's history.
- In 2000, hit .316 with 103 runs, 42 doubles, 10 triples, 25 HR, 79 RBI and 28 SB in 154 games for Phillies, becoming first Phillie since Juan Samuel (1984-87) to reach double figures in doubles, triples, HR and SB in consecutive seasons...Was only NL player to accomplish feat in 2000...Also became just second Phillie to reach 20 HR and 20 SB in consecutive seasons (also Mike Schmidt from 1974-75)...Tied career-high with 2 HR on 5/24 at Houston...Hit second career grand slam on 7/17 at Yankees...Hit 10th-inning, game-winning inside-the-park home run on 8/27 vs. San Francisco...Also homered earlier in same game, becoming first Phillie with both a conventional and inside-the-park HR in same game since Scott Rolen on 7/2/99 vs. Chicago (NL)...Played winter ball for Caracas, Venezuela, finishing second on team with .365 average and second in league with 11 HR.

40-MAN ROSTER

2009 ANGELS INFORMATION GUIDE

- In **1999**, established career-highs in average (.335), hits (183) and triples (11) with **Philadelphia**...Average ranked third in NL and was highest by a Phillie since Tony Gonzalez hit .339 in 1967...His .446 on-base percentage ranked third in NL and was highest by a Phillie since Rich Ashburn's .449 mark in 1955...Tied for first in NL in triples, ranked fifth in walks (109) and tied for fifth in runs (118)...Hit first career grand slam on 4/16 vs. Florida and first career inside-the-park HR on 5/14 vs. Mets...Had career-high five hits on 8/8 vs. Arizona...Drove in six runs and tied a career-high with 2 HR on 8/24 vs. SD...Underwent arthroscopic surgery to remove loose bodies from right elbow on 10/4.
- In **1998**, led **Phillies** in batting average (.312) and on-base percentage (.409), recording 29 doubles, six triples, 17 HR, 74 RBI and 19 SB in 151 games...Average never dipped below .300 entire season...His .427 average with RISP was tops in Majors...His 17 outfield assists were third in NL and most by a Phillie since Glenn Wilson's 18 in 1987...Recorded second career two HR game, 5/28 at Chicago (NL)...Played winter ball for Caracas in Venezuela Winter League.
- In **1997**, appeared in 59 games with **Houston**, batting .250 with 10 doubles, two triples, 3 HR, 26 RBI and 7 SB...Was Astros' Opening Day right fielder...Hit .349 (15/43) with RISP and .316 (24/76) with runners on base...Hit his first two Major League home runs in same game, 4/28 vs. Colorado (off Jamey Wright and Steve Reed)...Placed on 15-day D.L. from 5/23-6/30 with fractured hamate bone in right hand...Had two rehab stints at triple-A **New Orleans** and double-A **Jackson**...Activated from D.L. on 7/1 and optioned to New Orleans on 7/16...Recalled by Philadelphia on 8/3 and hit .306 (11/36) in 16 games after recall...Rated by *Baseball America* as Houston's third-best prospect.
- In **1996**, saw his first Major League action when recalled by **Astros** on 9/1...Appeared in 15 games for Houston with four starts (three in LF, one in RF), batting .227 with one double and one RBI...Collected first Major League hit—a single off Bobby Jones—as a pinch-hitter on 9/24 vs. Mets...Collected first Major League RBI on 9/28 vs. Florida...Spent full season at triple-A **Tucson**, hitting .285 with 24 stolen bases in 132 games...Named Astros' third-best prospect and Pacific Coast League's fifth-best prospect by *Baseball America*...Led PCL in triples (16)...Led all Astros minor leaguers in runs (86), triples, walks (83) and outfield assists (15)...Named Astros' Minor League Player of Year...Played winter ball for Magallanes and led all batters with .588 average in Caribbean World Series.

MINOR LEAGUE SUMMARY:

- In **1995**, spent his first season at triple-A **Tucson**, batting .304 with 24 doubles, 17 triples, 10 HR, 75 RBI and 16 SB...Was club's youngest player at 21 years old...Named Astros' fifth-best prospect and PCL's fourth-best prospect by *Baseball America*...Reached the .300 mark for the third time in five pro seasons...Led all professional baseball in triples, matching his career best...Also led PCL in outfield assists (18), ranked second in walks (67) and was tied for fifth in extra-base hits (51)...His 75 RBI were third-best in the Astros' farm system.
- In **1994 with double-A Jackson**, hit .303 in 118 games...Led Texas League with .530 slugging percentage...Was second-youngest player in league at 20 years old...Finished third in league in triples (9), tied for fourth in extra-base hits (50), tied for fifth in HR (16) and eighth in batting...His home run and RBI (73) totals led club...Hit two home runs in 5-4 win on 7/9 vs. San Antonio...Best month was July, when he hit .366 (30/82), second-best in league.
- In **1993**, was promoted to single-A **Osceola** and set club record with a Florida State League-high 17 triples in 129 games, batting .283 with a team-high 21 doubles, 5 HR and 55 RBI...Also led club with 18 outfield assists.
- In **1992**, hit .292 at single-A **Asheville** and finished among Astros' organizational leaders in runs (81), at-bats (480), hits (140) and walks (63) as an 18-year-old...Earned South Atlantic League "Player of the Week" honors, 6/15-21...Tallied 15 outfield assists.
- In **1991**, hit .301 in first pro season while with **Gulf Coast Astros**...Led league with 13 outfield assists.

PERSONAL/MISC:

- Full name is Bob Kelly Abreu...Known as "El Comedulce" in Venezuela which translates roughly to "the candy-eater," which had been his father Nelson Abreu's nickname...Following Nelson's death, Bobby "began asking people to call him the same name as a way of honoring his father's memory."
- Signed by Astros at age of 16 as a non-drafted free agent on 8/21/90.
- Third overall pick by Tampa Bay in Expansion Draft, 11/18/97; then traded to Phillies for Kevin Stocker on same day.
- Had three brothers in pro baseball: Dennis played in Cubs' minor league system; Nielsen played in Phillies' minor league system; Nelson played for Camden of Independent Atlantic League.
- Along with Mariano Rivera, delivered Christmas gifts to the Kips Bay Boys and Girls Club in the Bronx in Dec. 2007...While with Phillies, often purchased \$10,000 in tickets for children to Friday evening games in his "Abreu's Amigos" program in 2003 and 2004...Expanded program in 2005, allowing for larger groups to attend games...Children in program received jerseys, coupons for concessions and chance to meet Bobby on field during batting practice.
- 2004 winner of Phillies Community Service Award and was Phillies' nominee for Major League Baseball's Roberto Clemente Award...In 2001, served as the Honorary Chairman for the American Red Cross Blood Drive.
- Signed by Astros' scout Andres Reiner.

ABREU



40-MAN ROSTER

2009 ANGELS INFORMATION GUIDE

CAREER BATTING AT MAJOR LEAGUE PARKS

AL	AVG	AB	H	HR	RBI	NL	AVG	AB	H	HR	RBI
Angel Stadium	.210	62	13	1	5	Astrodome	.280	132	37	4	19
Camden Yards	.300	170	51	3	19	AT&T Park	.266	94	25	2	12
Comerica Park	.436	39	17	0	5	Busch Stadium I	.339	112	38	4	21
Fenway Park	.300	140	42	1	17	Candlestick Park	.273	33	9	0	3
Kauffman Stadium	.200	45	9	0	9	Chase Field	.275	102	28	2	21
McAfee Coliseum	.281	32	9	0	1	Cinergy Field	.414	70	29	2	9
Metrodome	.321	53	17	1	8	Coors Field	.323	133	43	8	21
Progressive Field	.229	35	8	0	5	County Stadium	.348	46	16	0	3
Rangers Ballpark	.219	32	7	0	0	Dodger Stadium	.217	129	28	4	16
Rogers Centre	.294	119	35	3	19	Dolphin Stadium	.303	261	79	7	31
Safeco Field	.250	48	12	2	8	Great American Ballpark	.273	55	15	2	10
Tropicana Field	.289	97	28	4	24	Miller Park	.294	68	20	6	18
U.S. Cellular Field	.381	63	24	6	21	Minute Maid Park	.232	82	19	4	12
Yankee Stadium	.314	726	229	29	133	Olympic Stadium	.289	211	61	12	41
						PETCO Park	.250	36	9	0	5
						PNC Park	.309	81	25	4	18
						Qualcomm Stadium	.359	92	33	1	16
						Shea Stadium	.294	269	79	8	39
						Three Rivers Stadium	.244	41	10	2	6
						Turner Field	.257	257	66	5	28
						Citizens Bank Park	.299	739	221	33	141
						RFK Stadium	.204	49	10	0	4
						Veterans Stadium	.312	1629	508	69	279
						Wrigley Field	.352	108	38	12	37

CAREER MULTIPLE-HOME RUN GAMES (13)

September 18, 2008 vs. White Sox
 July 30, 2004 at Cubs
 September 5, 2002 at Montreal
 May 24, 2000 at Houston
 April 28, 1997 vs. Colorado

July 30, 2008 vs. Baltimore
 June 9, 2004 at White Sox
 September 30, 2001 at Florida
 August 24, 1999 vs. San Diego

June 4, 2005 (Gm 1) vs. Arizona
 May 4, 2004 vs. St. Louis
 August 27, 2000 vs. SF
 May 28, 1998 at Cubs

CAREER GRAND SLAMS (8)

September 24, 2008 at Toronto
 August 4, 2005 at Cubs
 July 17, 2000 at Yankees

April 22, 2008 at White Sox
 July 4, 2005 at Pittsburgh
 April 16, 1999 vs. Florida

August 26, 2006 at Arizona
 July 24, 2003 at Cubs

DIVISION SERIES TOTALS

Year	Club, Opp	AVG	G	AB	R	H	2B	3B	HR	RBI	SH	SF	HBP	BB	IBB	SO	SB	CS	GDP	SLG	OBP	E
1997	Hou., Atl.	.333	3	3	0	1	0	0	0	0	0	0	0	0	0	0	1	0	0	.333	.333	0
2006	NY, Det.	.333	4	15	2	5	1	0	0	4	0	0	0	2	0	2	0	0	0	.400	.412	0
2007	NY, Cle.	.267	4	15	1	4	1	0	1	2	0	0	0	2	0	3	1	0	0	.533	.353	0
Totals		.303	11	33	3	10	2	0	1	6	0	0	0	4	0	5	2	0	0	.455	.378	0

ALL-STAR GAME RECORD

Year	Club, Site	AVG	G	AB	R	H	2B	3B	HR	RBI	SH	SF	HBP	BB	IBB	SO	SB	CS	GDP	SLG	OBP	E
2004	NL, Hou.	.000	1	1	0	0	0	0	0	0	0	0	0	0	0	1	0	0	0	.000	.000	0
2005	NL, Det.	.500	1	2	0	1	0	0	0	0	0	0	0	1	0	0	0	0	0	.500	.667	0
Totals		.333	2	3	0	1	0	0	0	0	0	0	0	1	0	1	0	0	.333	.500	0	

WORLD BASEBALL CLASSIC TOTALS

Year	Club	AVG	G	AB	R	H	2B	3B	HR	RBI	SH	SF	HBP	BB	IBB	SO	SB	CS	GDP	SLG	OBP	E
2006	Venezuela	.150	6	20	3	3	0	0	0	2	0	0	0	6	0	7	1	0	0	.150	.346	0

CAREER FIELDING

POS	PCT	G	PO	A	E	TC	DP
OF	.983	1605	3043	103	53	3199	14

ABREU'S BESTS

	Season	Game
AVG	.335 — 1999	5 — 8-22-08 at Bal. & 8-8-99 vs. Ari.
H	183 — 1999	2 — 13 times; last, 9-18-08 vs. White Sox
HR	31 — 2001	7 — 9-12-06 vs. Tampa Bay
RBI	110 — 2001	3 — 3 times; last, 8-25-07 at Detroit
SB	40 — 2004	Hit Streak 17 — Sept. 5-24, 2002



40-MAN ROSTER

2009 ANGELS INFORMATION GUIDE

NICK ADENHART

34 RIGHT-HANDED PITCHER
 BATS: Right THROWS: Right HT.: 6-3 WT.: 200

OPENING DAY AGE: 22 BORN: August 24, 1986
 BIRTHPLACE: Silver Springs, MD RESIDES: Baltimore, MD
 ACQUIRED: Selected in the 14th round of the 2004 draft.
 SIGNED THRU: 2009 M.L. SERVICE: 12 days



2008 SEASON:

■ Began season with triple-A **Salt Lake**, going 4-0 with a 0.87 ERA (31 IP - 3 ER) in five starts in April...Pitched a season-high eight scoreless innings, April 27 against Fresno...Called up to **Angels** May 1 and made Major League debut vs. OAK that same day, becoming the youngest active-roster pitcher in the Majors...Earned first ML win on May 12 vs. CHW, pitching 5.2 innings, allowing four runs on nine hits...Posted a 1-0 record with a 9.00 ERA, allowing 12 runs on 18 hits with four strikeouts in three ML starts...Optioned to Salt Lake on May 13...Struck out a season-best eight batters July 13 against Sacramento and again during a shutout performance against Portland August 27 that clinched division title for Salt Lake...Finished season at Salt Lake with a 9-13 record with a 5.76 ERA (145.1 IP - 93 ER).

MINOR LEAGUE SUMMARY:

- In **2007**, spent entire season at double-A **Arkansas**, going 10-8 with a 3.65 ERA (153 IP - 62 ER)...Named **Angels'** Pitcher of the Month for April, going 3-1 with a 1.01 ERA...Ranked fifth in Texas League in ERA and also led **Arkansas** in wins (10, tied with Nick Green) and strikeouts (116, 3rd in TL)...Selected to Texas League All-Star game...Ranked as **Angels'** No. 2 prospect by Baseball America for 2007.
- In **2006**, started season with single-A **Rancho Cucamonga**, going 5-2 with a 3.78 ERA before joining **Cedar Rapids**...Went 10-2 with a 1.95 ERA in 16 games at Cedar Rapids...Tossed a complete game at Quad Cities, allowing one run while receiving the loss...Named to Midwest League All-Star Team and postseason All-Star team...Selected to MLB Futures game (US Squad)...Member of USA Baseball Olympic Qualifying team...Led **Angels'** farm system with 15 wins in 2006.
- In **2005**, pitched in 14 games, 13 in the **Arizona Summer League** and one at rookie level **Orem**...Finished first professional year with 3-3 record, 3.68 ERA and 59 strikeouts.

PERSONAL/MISC:

- Nicholas James Adenhardt.
- Attended Williamsport High School (MD).
- Began senior season at Williamsport (MD) HS as a top prep prospect (projected to be drafted in Top 5) but suffered elbow injury two weeks before 2004 draft and underwent Tommy John surgery, June 17...Signed, July 26, 2004, and spent 2004 season rehabbing at **Angels'** training facility in Mesa, AZ...Was a non-roster invitee to **Angels'** major league spring training for last three years (2006-08)...Was named Youth Player of the Year by *Baseball America* in 2001.
- Originally signed by **Angels'** scout Dan Radcliff.

ADENHART'S LIFETIME PITCHING RECORD

Year	Club	W-L	ERA	G	GS	CG	GF	SHO	SV	IP	H	R	ER	HR	HB	BB	IBB	SO	WP	BK	BA
2005	Angels (ASL)	2-3	3.68	13	12	1	0	0	0	44	39	26	18	0	4	24	0	52	3	1	.245
	Orem	1-0	0.00	1	1	0	0	0	0	6	3	1	0	0	0	0	0	7	0	0	.143
2006	Cedar Rapids	10-2	1.95	16	16	1	0	0	0	106	84	33	23	2	3	26	0	99	17	1	.215
	Cucamonga	5-2	3.78	9	9	0	0	0	0	52.1	51	23	22	1	3	16	0	46	2	1	.258
2007	Arkansas	10-8	3.65	26	26	0	0	0	0	153	158	72	62	7	17	65	1	116	13	0	.273
2008	Salt Lake	9-13	5.76	26	26	0	0	0	0	145.1	173	99	93	15	3	75	0	110	9	5	.306
	LAA	1-0	9.00	3	3	0	0	0	0	12	18	12	12	0	0	13	0	4	2	0	.360
Minor Totals		37-28	3.87	91	90	2	0	0	0	506.2	508	254	218	25	30	206	1	430	44	8	.266

ADENHART



JOSE **ARREDONDO****66****RIGHT-HANDED PITCHER**

BATS: Right THROWS: Right HT: 6-0 WT: 175

OPENING DAY AGE: 25

BORN: March 12, 1984

BIRTHPLACE: San Pedro de Macoris, DR RESIDES: San Pedro de Macoris, DR

MARRIED: Lucy Herman Carpio, Feb. 7, 2008

CHILDREN: Estesi, Edwin

ACQUIRED: Signed as non-drafted free agent, June 25, 2002

SIGNED THRU: 2009

M.L. SERVICE: 142 days

**2008 SEASON:**

- Began season at triple-A **Salt Lake**, posting 1-1 record, 10 saves and a 2.12 ERA (17 IP - 4 ER) in 15 games...Recalled by **Angels** May 13 for second stint with club (did not appear in first stint after April 26 recall)...Finished season with Angels, posting 10-2 record and 1.62 ERA (61 IP - 11 ER) in 52 games...Allowed 42 hits (3 HR), walked 22 and struck out 55...One of six Angels' pitchers with 10-or-more wins on season (club record)...His 10 wins led all MLB relievers...Club record for wins by a reliever is 12, set by Jack Sanford (1966) and Minnie Rojas (1967)...1.62 ERA ranks second among MLB rookie relievers (min. 30 games)...11 earned runs allowed is fewest by Angel rookie reliever in club history (based on 40-or-more games pitched)...Made Major League debut in 9th inning May 14 vs. Chicago (1 IP, 1 H, 1 R, 1 ER, 1 SO, 1 HR)...Surrendered solo HR to first batter faced (Nick Swisher)...Tossed two scoreless innings May 26 vs. Detroit (1 SO) for first Major League victory...Combined on unofficial no-hitter with Jered Weaver June 28 at LAD...Pitched two innings (3 SO) in contest...Longest outing was June 1 vs. Toronto (2.1 IP)...Struck out career-best four batters, June 24 at Washington (2 IP)...Logged 10-straight scoreless outings (12 IP), May 15-June 9...43 of his 52 outings in Major League career are scoreless...Angels were 39-13 in his 52 games...Limited opponents to a .190 clip (42/221)...Registered seven blown saves on season.

DID YOU KNOW?

In 2008, Jose Arredondo's 10 wins led all MLB relievers and his 1.62 ERA ranked second among all MLB rookie relievers (min. 30 games).

ARREDONDO

MINOR LEAGUE SUMMARY:

- Split **2007** season between double-A **Arkansas**, single-A **Rancho Cucamonga** and triple-A **Salt Lake**...Made transition to relief role, posting 0-1 record with 10 saves (11 chances) and a 2.52 ERA (25 IP - 7 ER) in 23 games with Arkansas...Allowed 16 hits (2 HR), walked 12 and struck out 28...Tied for club lead in saves...Loss came in first outing, April 5 at Frisco (1.2 IP - 2 ER)...Allowed five earned runs in final 22 games with Travelers (23.1 IP)...Registered seven saves and 0.79 ERA (11.1 IP - 1 ER) in 12 games at home...Longest outing was three innings pitched, April 9 at Midland...Opponents batted .184 against him...Member of Texas League All-Star Team...Finished 2-4 with four saves (8 chances) and a 6.43 ERA (35 IP - 25 ER) in 28 games at Rancho Cucamonga...Allowed 46 hits (5 HR), walked 11 and struck out 34...Victories came July 26 at Inland Empire and Aug. 7 vs. High Desert...Appeared in two games with Salt Lake, posting no record and a 3.00 ERA (3 IP, 2 H, 1 R, 1 ER, 2 BB, 1 SO).
- In **2006**, split season between single-A **Rancho Cucamonga** and double-A **Arkansas**...Posted 5-6 record and 2.30 ERA (90 IP - 23 ER) in 15 starts with Rancho Cucamonga...Allowed 62 hits (4 HR), walked 35 and struck out 115...Led club with 115 strikeouts...Longest outing was eight innings (twice)...Struck out nine-or-more batters five times, including season-best 11 May 31 vs. Lancaster (6.2 IP)...ERA was 1.88 in May (2-3 record, 28.2 IP - 6 ER)...Opponents batted .201 against him...Selected to California League All-Star Game and California League Post-Season All-Star Team...Finished 2-3 with one complete game shutout and a 6.53 ERA (60.2 IP - 44 ER) in 11 starts with Arkansas...Allowed 80 hits (8 HR), walked 22 and struck out 48...Pitched five-hit complete game shutout in first start, July 5 at Wichita (2 BB, 8 SO, 1WP)...Named Texas League Pitcher of the Week for July 3-9.
- In **2005**, split season between double-A **Arkansas** and rookie **Orem**...Posted no record and 3.38 ERA (5.1 IP - 2 ER) in five relief appearances with Arkansas...Walked four batters and struck out four...Recorded 5-0 record and 4.19 ERA (68.2 IP - 32 ER) in 15 games (13 starts) for Orem...Ranked sixth in league in ERA...Led club in innings pitched and strikeouts (60)...Allowed 76 hits (4 HR) and walked 20 batters...In post-season with Orem, made two starts in club's Pioneer League Championship season...Dejected Ogden, 2-1, Sept. 9 at Orem (8 IP, 2 H, 1 R, 0 ER, 1 BB, 13 SO, 1 WP) and was not involved in club's 3-2 win at Helena (7 IP, 2 H, 1 R, 1 ER, 3 BB, 8 SO) in championship clincher...Named Pioneer League All-Star Honorable Mention.
- In **2004**, played for Angels rookie club at **Mesa**...During season made transition from shortstop to pitcher...Batted .191 (13/68) with six runs scored, two doubles and three RBI in 28 games as shortstop...Appeared in eight games in relief, posting no record and a 2.92 ERA (12.1 IP - 4 ER)...Walked four batters and struck out 14.



40-MAN ROSTER

2009 ANGELS INFORMATION GUIDE

- In 2003, played for Angels Dominican Summer League team...Batted .273 (42/154) with 18 runs scored, three doubles and 19 RBI in 41 games.
- In 2002, began professional career with Angels Dominican Summer League team...Batted .256 (23/90) with 12 runs scored, five doubles, a triple and 11 RBI in 33 games.

PERSONAL/MISC:

- Jose Juan Arredondo (formerly Francisco De La Cruz)...pronounced (air-uh-DON-doe).
- Graduated from Ava Josefa Puello High School in Dominican Republic.
- Originally signed by Angels' scout Leo Perez.

ARREDONDO'S LIFETIME PITCHING RECORD

Year	Club	W-L	ERA	G	GS	CG	GF	SHO	SV	IP	H	R	ER	HR	HB	BB	IBB	SO	WP	BK	BA
2004	—Angels (ASL)	0-0	2.92	8	0	0	4	0	1	12.1	14	10	4	1	1	4	0	14	2	0	.280
2005	—Arkansas	0-0	3.38	5	0	0	3	0	0	5.1	5	2	2	0	0	4	0	4	0	0	.278
	Orem	5-0	4.19	15	13	0	0	0	0	68.2	76	34	32	4	6	20	0	60	6	0	.285
2006	—Cucamonga	5-6	2.30	15	15	0	0	0	0	90	62	28	23	4	6	35	0	115	6	0	.201
	Arkansas	2-3	6.53	11	11	1	1	1	0	60.2	80	47	44	8	1	22	0	48	6	0	.319
2007	—Arkansas	0-1	2.52	23	0	0	18	0	10	25	16	10	7	2	0	12	0	28	1	0	.184
	Cucamonga	2-4	6.43	28	0	0	18	0	4	35	46	31	25	5	0	11	0	34	5	0	.317
	Salt Lake	0-0	3.00	2	0	0	1	0	0	3	2	1	1	0	0	2	0	1	0	0	.222
2008	—Salt Lake	1-1	2.12	15	0	0	15	0	10	17	12	4	4	2	1	4	0	15	1	0	.203
	LAA	10-2	1.62	52	0	0	10	0	0	61	42	15	11	3	1	22	0	55	1	0	.190
Minor Totals		15-15	4.03	122	39	1	60	1	25	317	313	167	142	26	15	114	0	319	27	0	.253

2008 CAREER

2008 CAREER

	W-L-S	ERA	G	IP	ER	W-L-S	ERA	G	IP	ER		W-L-S	ERA	G	IP	ER	W-L-S	ERA	G	IP	ER	
Angels	—	—	—	—	—	—	—	—	—	—	March	—	—	—	—	—	—	—	—	—	—	—
Baltimore	0-0-0	0.00	3	4.2	0	0-0-0	0.00	3	4.2	0	April	—	—	—	—	—	—	—	—	—	—	—
Boston	1-0-0	0.00	2	1.2	0	1-0-0	0.00	2	1.2	0	May	1-0-0	1.50	5	6	1	1-0-0	1.50	5	6	1	1
Chicago	0-0-0	3.00	4	3.0	1	0-0-0	3.00	4	3.0	1	June	1-0-0	1.35	12	13.1	2	1-0-0	1.35	12	13.1	2	2
Cleveland	0-1-0	4.15	4	4.1	2	0-1-0	4.15	4	4.1	2	July	2-0-0	0.77	10	11.2	1	2-0-0	0.77	10	11.2	1	1
Detroit	1-1-0	4.91	3	3.2	2	1-1-0	4.91	3	3.2	2	Aug.	3-1-0	1.08	13	16.2	2	3-1-0	1.08	13	16.2	2	2
Kansas City	—	—	—	—	—	—	—	—	—	—	Sept.	3-1-0	3.38	12	13.1	5	3-1-0	3.38	12	13.1	5	5
Minnesota	1-0-0	0.00	1	1.0	0	1-0-0	0.00	1	1.0	0	Oct.	—	—	—	—	—	—	—	—	—	—	—
New York	0-0-0	0.00	5	6.0	0	0-0-0	0.00	5	6.0	0	Home	7-0-0	1.20	25	30.0	4	7-0-0	1.20	25	30.0	4	4
Oakland	1-0-0	3.00	6	6.0	2	1-0-0	3.00	6	6.0	2	Road	3-2-0	2.03	27	31.0	7	3-2-0	2.03	27	31.0	7	7
Seattle	3-0-0	1.42	7	6.1	1	3-0-0	1.42	7	6.1	1	Pre-ASG	3-0-0	1.12	21	24	3	3-0-0	1.12	21	24	3	3
Tampa Bay	1-0-0	3.00	2	3.0	1	1-0-0	3.00	2	3.0	1	Post-ASG	7-2-0	1.95	31	37.0	8	7-2-0	1.95	31	37.0	8	8
Texas	1-0-0	0.00	6	10.0	0	1-0-0	0.00	6	10.0	0	Starter	—	—	—	—	—	—	—	—	—	—	—
Toronto	1-0-0	0.00	2	3.1	0	1-0-0	0.00	2	3.1	0	Reliever	10-2-0	1.62	52	61.0	11	10-2-0	1.62	52	61.0	11	11
Arizona	—	—	—	—	—	—	—	—	—	—		—	—	—	—	—	—	—	—	—	—	—
Atlanta	—	—	—	—	—	—	—	—	—	—		—	—	—	—	—	—	—	—	—	—	—
Chicago	—	—	—	—	—	—	—	—	—	—		—	—	—	—	—	—	—	—	—	—	—
Cincinnati	—	—	—	—	—	—	—	—	—	—		—	—	—	—	—	—	—	—	—	—	—
Colorado	—	—	—	—	—	—	—	—	—	—		—	—	—	—	—	—	—	—	—	—	—
Florida	—	—	—	—	—	—	—	—	—	—		—	—	—	—	—	—	—	—	—	—	—
Houston	—	—	—	—	—	—	—	—	—	—		—	—	—	—	—	—	—	—	—	—	—
Los Angeles	0-0-0	0.00	2	3.2	0	0-0-0	0.00	2	3.2	0		—	—	—	—	—	—	—	—	—	—	—
Milwaukee	—	—	—	—	—	—	—	—	—	—		—	—	—	—	—	—	—	—	—	—	—
New York	0-0-0	13.50	2	1.1	2	0-0-0	13.5	2	1.1	2		—	—	—	—	—	—	—	—	—	—	—
Philadelphia	0-0-0	0.00	2	1.0	0	0-0-0	0.00	2	1.0	0		—	—	—	—	—	—	—	—	—	—	—
Pittsburgh	—	—	—	—	—	—	—	—	—	—		—	—	—	—	—	—	—	—	—	—	—
St. Louis	—	—	—	—	—	—	—	—	—	—		—	—	—	—	—	—	—	—	—	—	—
San Diego	—	—	—	—	—	—	—	—	—	—		—	—	—	—	—	—	—	—	—	—	—
San Francisco	—	—	—	—	—	—	—	—	—	—		—	—	—	—	—	—	—	—	—	—	—
Washington	0-0-0	0.00	1	2.0	0	0-0-0	0.00	1	2.0	0		—	—	—	—	—	—	—	—	—	—	—

CAREER PITCHING AT MAJOR LEAGUE PARKS

AL	W-L-S	ERA	G	IP	ER	NL	W-L-S	ERA	G	IP	ER
Angel Stadium	7-0-0	1.20	25	30.0	4	Citizens Bank Park	0-0-0	0.00	2	1.0	0
Camden Yards	0-0-0	0.00	1	1.2	0	Dodger Stadium	0-0-0	0.00	1	2.0	0
Comerica Park	1-0-3	0.00	4	11.0	0	Nationals Park	0-0-0	0.00	1	2.0	0
Fenway Park	0-0-0	0.00	1	1.1	0						
McAfee Coliseum	1-0-0	5.40	4	3.1	2						
Progressive Field	0-1-0	5.40	2	1.2	1						
Rangers Ballpark in Arlington	0-0-0	0.00	4	7.0	0						
Rogers Centre	0-0-0	0.00	1	1.0	0						
Safeco Field	1-0-0	3.00	3	3.0	1						
Tropicana Field	1-0-0	5.40	1	1.2	1						
U.S. Cellular Field	0-0-0	0.00	2	1.2	0						
Yankee Stadium	0-0-0	0.00	2	2.0	0						

40-MAN ROSTER

2009 ANGELS INFORMATION GUIDE

DIVISION SERIES TOTALS

Year	Club, Opp.	W-L	ERA	G	GS	CG	SHO	SV	IP	H	R	ER	BB	SO
2008	LAA, Bos.	0-0	0.00	3	0	0	0	0	3.2	2	0	0	2	4

CAREER FIELDING

POS	PCT	G	PO	A	E	TC	DP
P	1.000	52	2	1	0	3	0

ARREDONDO'S BESTS

	Season	Game
Wins	10 — 2008	SO 4 — 6-24-08 at Washington
ERA	1.62 — 2008	IP 2.1 — 6-1-08 vs. Toronto
IP	61 — 2008	Win Streak 4 — May 26-August 13, 2008
SO	55 — 2008	

ERICK AYBAR

2

INFIELDER

BATS: Switch THROWS: Right HT.: 5-10 WT.: 170

OPENING DAY AGE: 25

BORN: Jan. 14, 1984

BIRTHPLACE: Bani, DR

RESIDES: Bani, DR

MARRIED: Ncharri Bautista, Dec. 13, 2007

CHILDREN: Erick, Nsaeri

ACQUIRED: Signed as free agent, Feb. 4, 2002

SIGNED THRU: 2009

M.L. SERVICE: 2 yrs., 86 days



AYBAR

2008 SEASON:

- Off-season trade of Orlando Cabrera for Jon Garland opened up competition for shortstop position for he and Maicer Izturis...Appeared in career-high 98 games and made 91 starts at shortstop despite missing 42 games with injuries... Led Angels with 23 infield hits, nine bunt hits, nine sacrifice bunts and five triples...Hit .326 (29/89) with RISP... Batted .300 (57/190) on road compared to .250 at home (39/156)...Batted over .300 in three months of season (.318 in April, .308 in June and .317 in July)...Logged career-best eight-game hit streak June 18-28...Led club with 18 errors...Tied career-high with three RBI Aug. 27 vs. Oakland (5th time in 2008)...Pinch-hit, three-run triple off Josh Beckett highlighted Angels' four-run seventh inning in 4-2 win over Red Sox July 19...Tied club record with three doubles, April 22 at Boston...Welcomed birth of second child (daughter Nsaeri) during season...Left game in the first inning May 20 at Toronto with a dislocated right pinky finger suffered while diving for a ball...Started 38 consecutive games at shortstop before the injury...Activated from 15-day DL June 18 (missed 25 games).

POST-SEASON EXPERIENCE:

- Was starting shortstop in all four games of 2008 Division Series vs. Boston...Batted .111 (2/18) with one RBI and one error in series...Had game-winning RBI in 12th inning of Game 3 at Boston...In 2007 Division Series, appeared in just one game of series (0-for-1).

MAJOR LEAGUE SUMMARY:

- In 2007, made first career Opening Day roster out of Spring Training...Two stints on DL limited him to 79 games with Angels...Hit .237 (46/194) with 18 runs, five doubles, one triple, one home run and 19 RBI...Activated from second DL stint Sept. 5...Placed on 15-day DL, Aug. 20, due to strained left hamstring...Snapped 0-for-18 slide with first Major League home run, Sept. 25 at Texas (solo off AJ Murray)...Single in 10th inning June 24 vs. Pittsburgh drove in winning run...Marked first career walk-off hit...Over the fence grab by Nick Markakis in 3rd inning, June 2 vs. Baltimore, robbed him of what would have been his first Major League HR...Collected career-best three hits and two stolen bases in start, Aug. 8 vs. Boston...Made first Major League start in outfield (LF) June 25 vs. Kansas City...Made 35 starts at second base, seven at shortstop, four in left field and one as DH...Started 26 of Angels' 31 games at second base during Howie Kendrick's first DL stint...Recalled from rehab and activated from first DL stint Aug. 6...Placed on 15-day DL July 2 with a right hand contusion suffered while diving for a ball July 1 at Baltimore...Underwent surgery on July 5 to remove the hook of the hamate on his right wrist...Hit .304 in April (14/46).



40-MAN ROSTER

2009 ANGELS INFORMATION GUIDE

MINOR LEAGUE SUMMARY:

- In 2006, had three stints with Angels, batting .250 (10/40) with five runs scored, one double, one triple and two RBI in 34 games (6 starts)...Was 1-for-9 as pinch-hitter...All six starts came as shortstop (committed four errors at the position)...Originally recalled, May 16, and made ML debut as pinch-runner that night vs. Toronto...Tallied first RBI with double in 9th inn. June 4 at Cleveland...Connected for PH triple in 9th inn., May 28 vs. Baltimore, first PH-triple by an Angel since 2002...Made first Major League start, May 20 at LAD (SS) and collected first two ML hits (older brother Willy Aybar was starting third baseman for Dodgers in that game)...Hit .283 (96/339) with 63 runs scored, 20 doubles, three triples, six home runs, 45 RBI and 32 stolen bases in 81 games with Salt Lake...Committed 24 errors in 81 games as shortstop...32 stolen bases ranked 4th in Pacific Coast League...Played with Lacey in Santo Domingo in Dominican Winter League.
- In 2005, posted 351 hits in two seasons (2004-05), most among all minor league players...Hit over .300 for fourth straight season and fourth season as professional (.316 career hitter entering 2006)...Spent campaign at double-A Arkansas and led Texas League in hits (162), ranked second in stolen bases (49), third in runs (101) and triples (10) and sixth in total bases (238)...Entered August with .285 average and hit .383 (44/115) for month to finish at .303 mark...Hit safely in 32 of last 37 games...Posted 5-for-6 effort, Aug. 24 vs. Wichita...Committed 32 errors in 134 games as shortstop...Named as Texas League All-Star and to the league's Post-Season All-Star Team...Also named to Baseball America's Texas League All-Star Team...Hit .323 (10/31) in seven post-season games as Travs won Eastern League Championship before losing to Midland in Championship Series...Was one of top offensive performers for Lacey in 2005-06 Dominican Winter League.
- In 2004, led the minor leagues with 189 hits with Rancho Cucamonga...Also led California League in stolen bases (51)... His .330 batting average ranked third among all switch-hitters in minors and No. 3 in league... Among League leaders, also ranked in games (136 - 2nd), at-bats (573 - 1st), runs (102 - 2nd), total bases (278 - 2nd) and triples (11 - 2nd)...Committed 34 errors in 133 games as shortstop...Season honors included: California League Post-Season All-Star Team, California League Rookie of the Year, Organizational Player of Month for July, Organizational Defensive Player of Month for June and California League All-Star Game Selection.
- In 2003, spent season with single-A Cedar Rapids...Selected to Post-Season All-Star Team, finished fifth in league in average (.308), fourth in hits (153) and runs scored (83) and second in triples (10), leading Kernels in triples, total bases (221) and stolen bases (32)...His .308 average ranked first among all minor league shortstops and ninth among all switch-hitters...Named to SportsTicker's All-Teen Team (honorable mention), Midwest League Post-Season All-Star Team and as Midwest League All-Star Game Selection.
- In 2002, spent first professional season with Provo...Hit .326 (eighth-best in league), also ranked among league leaders in hits (89, T2nd) and runs scored (64, 3rd)...Named to Pioneer League All-Star Team and Pioneer League Player of Week, Aug. 19-25.

PERSONAL/MISC:

- Erick Johan Aybar ('EYE-bar').
- Older brother Willy is an infielder with Tampa Bay.
- Tabbed as Angels' third best prospect for 2005 by Baseball America with "Best Infield Arm" and "Best Defensive Infielder"...Angels' third best prospect by Baseball America for 2006.
- Attended Freddie Pimental School (DR).
- Originally signed by Angels' scout Leo Perez.

AYBAR'S LIFETIME PLAYING RECORD

Year	Club	AVG	G	AB	R	H	2B	3B	HR	RBI	SH	SF	HBP	BB	IBB	SO	SB	CS	GDP	SLG	OBP	E
2002	—Provo	.326	67	273	64	89	15	6	4	29	2	1	11	21	1	43	15	10	4	.469	.395	16
2003	—Cedar Rapids	.308	125	496	83	153	30	10	6	57	6	3	13	17	0	54	32	9	6	.446	.346	32
2004	—Cucamonga	.330	136	573	102	189	25	11	14	65	10	5	13	26	1	66	51	36	3	.485	.370	34
2005	—Arkansas	.303	134	535	101	162	29	10	9	54	4	8	14	29	0	51	49	23	13	.445	.350	32
2006	—Salt Lake	.283	81	339	63	96	20	3	6	45	1	4	3	21	0	36	32	18	4	.413	.327	24
	LAA	.250	34	40	5	10	1	1	0	2	0	0	0	0	0	8	1	0	1	.325	.250	4
2007	—LAA	.237	79	194	18	46	5	1	1	19	3	2	2	10	0	32	4	4	8	.289	.279	7
	Salt Lake(1)	.333	3	12	2	4	0	0	0	2	0	0	0	0	0	2	2	1	0	.333	.333	0
	Cucamonga(1)	.400	5	2	3	2	0	0	0	0	0	0	0	1	0	1	3	1	1	.400	.500	1
2008	—LAA	.277	98	346	53	96	18	5	3	39	9	1	5	14	0	45	7	2	2	.384	.314	18
	Cucamonga(1)	.400	3	10	2	4	1	0	0	3	0	0	0	0	0	0	2	0	0	.500	.400	0
Major Totals		.262	211	580	76	152	24	7	4	60	12	3	7	24	0	85	12	6	11	.348	.298	29
Minor Totals		.311	551	2243	420	697	120	40	39	255	23	21	54	115	4	253	186	98	32	.454	.358	103

* led or tied for league lead

(1) rehab assignment

Disabling Injuries: 2008 — Dislocated right pinky finger, disabled May 21 - June 17.
2007 — Strained left hamstring; disabled Aug. 20 - Sept. 5.
Removal of hook of hamate in right hand; disabled July 2 - Aug. 5.



40-MAN ROSTER

2009 ANGELS INFORMATION GUIDE

	2008					CAREER						2008					CAREER				
	AVG	AB	H	HR	RBI	AVG	AB	H	HR	RBI		AVG	AB	H	HR	RBI	AVG	AB	H	HR	RBI
Angels	—	—	—	—	—	—	—	—	—	—	March	.000	0	0	0	0	.000	0	0	0	0
Baltimore	.179	28	5	0	1	.189	37	7	0	2	April	.318	88	28	0	9	.313	134	42	0	18
Boston	.500	14	7	0	5	.423	26	11	0	6	May	.203	64	13	1	7	.219	151	33	1	9
Chicago	.214	14	3	0	4	.194	36	7	0	5	June	.308	39	12	1	2	.260	77	20	1	7
Cleveland	.259	27	7	0	1	.293	41	12	0	2	July	.317	41	13	1	8	.298	47	14	1	8
Detroit	.273	11	3	0	3	.192	26	5	0	4	Aug.	.253	75	19	0	10	.255	98	25	0	12
Kansas City	.300	20	6	0	1	.262	42	11	0	1	Sept.	.282	39	11	0	3	.247	73	18	1	6
Minnesota	.111	18	2	0	1	.120	25	3	0	1	Home	.250	156	39	2	21	.266	274	73	2	3
NY Yankees	.316	19	6	0	3	.292	24	7	0	7	Road	.300	190	57	1	18	.258	306	79	2	27
Oakland	.286	42	12	2	8	.242	66	16	2	9	Day	.250	104	26	1	13	.216	213	46	1	25
Seattle	.326	43	14	0	3	.328	67	22	0	5	Night	.289	242	70	2	26	.289	367	106	3	35
Tampa Bay	.227	22	5	0	2	.267	30	8	0	5	Grass	.284	320	91	3	37	.267	551	147	4	58
Texas	.333	36	12	0	4	.269	67	18	1	6	Turf	.192	26	5	0	2	.172	29	5	0	2
Toronto	.500	4	2	0	0	.286	7	2	0	0	Pre-ASG	.282	216	61	3	21	.265	393	104	3	37
Arizona	—	—	—	—	—	.233	43	10	4	10	Post-ASG	.269	130	35	0	18	.257	187	48	1	23
Atlanta	.200	10	2	0	0	.261	23	6	0	4	Vs. LHP	.286	105	30	0	10	.289	159	46	1	16
Chicago	—	—	—	—	—	.333	15	5	1	2	Vs. RHP	.274	241	66	3	29	.252	421	106	3	44
Cincinnati	—	—	—	—	—	.417	12	5	0	2	RISP	.326	89	29	1	35	.317	145	46	1	55
Colorado	—	—	—	—	—	.404	57	23	6	16	Bases Loaded	.500	10	5	0	10	.385	13	5	0	12
Florida	—	—	—	—	—	.269	26	7	1	5	Pinch-hitting	.250	4	1	0	3	.185	27	6	0	5
Houston	—	—	—	—	—	.273	11	3	0	1	DH	—	—	—	—	—	—	—	—	—	
Los Angeles	.174	23	4	0	2	.174	23	4	0	2											
Milwaukee	—	—	—	—	—	.346	130	45	1	23											
Washington	.385	13	5	0	0	.385	13	5	0	0											
New York	.250	4	1	0	0	.250	4	1	0	0											
Philadelphia	.250	8	2	1	2	.250	8	2	1	2											
Pittsburgh	—	—	—	—	—	.435	23	10	2	3											
St. Louis	—	—	—	—	—	.250	12	3	0	1											
San Diego	—	—	—	—	—	.303	66	20	2	7											
San Francisco	—	—	—	—	—	.203	64	13	1	3											

CAREER BATTING AT MAJOR LEAGUE PARKS

AL	AVG	AB	H	HR	RBI	NL	AVG	AB	H	HR	RBI
Angel Stadium	.266	274	73	2	33	Busch Stadium	1.000	1	1	0	1
Camden Yards	.167	6	1	0	0	Chase Field	.000	0	0	0	0
Comerica Park	.158	19	3	0	3	Citizens Bank Park	.250	8	2	1	2
Fenway Park	.300	20	6	0	2	Dodger Stadium	.261	23	6	0	0
Kauffman Stadium	.321	28	9	0	0	Great American Ballpark	.000	5	0	0	0
McAfee Coliseum	.194	31	6	0	2	Nationals Park	.385	13	5	0	0
Metrodome	.000	4	0	0	0						
Progressive Field	.231	13	3	0	1						
Rangers Ballpark	.288	52	15	1	5						
Rogers Centre	.000	3	0	0	0						
Safeco Field	.324	37	12	0	1						
Tiger Stadium	.000	0	0	0	0						
Tropicana Field	.227	22	5	0	2						
U.S. Cellular Field	.222	9	2	0	3						
Yankee Stadium	.250	12	3	0	5						

DIVISION SERIES TOTALS

Year	Club, Opp	AVG	G	AB	R	H	2B	3B	HR	RBI	SH	SF	HBP	BB	IBB	SO	SB	CS	GDP	SLG	OBP	E
2007—LAA, Bos.		.000	1	1	0	0	0	0	0	0	0	0	0	0	0	0	0	0	0	.000	.000	0
2008—LAA, Bos.		.111	4	18	0	2	0	0	0	1	0	0	0	0	2	0	0	0	0	.111	.111	1
TOTALS		.105	5	19	0	2	0	0	0	1	0	0	0	0	2	0	0	0	0	.105	.105	1

CAREER FIELDING

POS	PCT	G	PO	A	E	TC	DP
2B	.977	48	61	110	4	175	25
SS	.951	135	167	322	25	514	71
3B	1.000	1	0	2	0	2	0
OF	1.000	8	5	0	0	5	0

AYBAR'S BESTS

Season	Game
AVG	.277 — 2008
H	96 — 2008
HR	3 — 2008
RBI	39 — 2008
SB	7 — 2008
H	3 — 4 times; last, 9-19-08 at Texas
HR	1 — 4 times; last, 7-2-08 vs. Oakland
RBI	3 — 5 times; last, 8-27-08 vs. Oakland
SB	2 — 8-8-07 vs. Bos.
Hit Streak	8 — June 18-28, 2008

AYBAR



40-MAN ROSTER

2009 ANGELS INFORMATION GUIDE

MATT BROWN

43

INFIELDER

BATS: Right THROWS: Right HT.: 6-0 WT.: 200

OPENING DAY AGE: 26

BORN: Aug. 8, 1982

BIRTHPLACE: Bellevue, WA

RESIDES: Wenatchee, WA

ACQUIRED: Selected in 10th round of 2001 free agent draft

SIGNED THRU: 2009

M.L. SERVICE: 58 days



2008 SEASON:

- Spent majority of season with triple-A **Salt Lake** and batted .320 (128/400) to finish 10th in Pacific Coast League rankings... Had 33 doubles, four triples, 21 home runs and 67 RBI in 97 games... Named Angels' Organization Player of Month in April, when he hit .425 (45/106) and led Minor Leagues in total bases (80), extra-base hits (20, tied) and runs scored (26) and ranked third in Minors in batting average and hits and fifth in slugging (.755)... Played in Triple-A All-Star Game in Louisville, Ky., where he had two hits, an RBI and was named the PCL's Player of the Game... Named to PCL Post-Season All-Star Team and also named PCL Player of Week for April 3-13... Had three stints with **Angels** and batted .053 (1/19) with 3 RBI in 11 games... Recalled April 30 and appeared in two games (1/5)... Two-run double in 9th inning, May 1 vs. Oakland, marked first ML hit, first extra-base hit and first RBI of career... Optioned to Salt Lake following the game... Also recalled May 12 (optioned May 22nd) and Sept. 8... One of two Angels (also Kevin Jepsen) selected to play for bronze medal-winning Team USA in 2008 Beijing Olympics (the Olympic Opening Ceremonies were same day as his 26th birthday)... Batted .281 (9/32) with two home runs and team-leading 10 RBI in nine games, including three RBI in bronze-medal win over Japan.

MAJOR LEAGUE SUMMARY:

- In 2007, spent majority of season with triple-A **Salt Lake**... Originally recalled by **Angels** from Salt Lake May 9 and optioned May 15... Made ML debut May 10 vs. Cleveland as defensive replacement at third base in 8th inning (0/1)... Made sparkling game-ending defensive play with two-on and two-out to preserve Kelvim Escobar's shutout... Recalled again by Angels from Salt Lake July 30... Optioned to Salt Lake, Aug. 17... Made first career start, Aug. 3 at Oakland at third base (0/3, 1 BB, 1 SO)... Appeared in total of four games with Angels (0/5, 2 BB, 1 SO, 1 SB).

MINOR LEAGUE SUMMARY:

- In 2007, spent majority of season with triple-A **Salt Lake** and finished second on Bees with 19 home runs and fourth with 60 RBI... Made 61 starts at third base, 21 in the outfield, 13 at second base and eight at first base... Hit game-winning HR in bottom of 9th, July 4th vs. Colorado Springs... Connected for two home runs in a game three times with Salt Lake... Originally recalled by **Angels** from Salt Lake May 9 and optioned May 15.
- In 2006, spent campaign at double-A **Arkansas** and put together solid season batting .289 (149/515) with 77 runs scored, 41 doubles, 19 home runs and 79 RBI... Brown led Travelers in hits, runs scored, at-bats and games played (134) and ranked third in league in doubles and fifth in extra-base hits (63)... Was named Texas League Player of the Week (July 10 - 16)... Added to Angels' 40-man roster in November.
- In 2005, moved up to single-A **Rancho Cucamonga** and responded by hitting .262 (128/488) with 12 home runs and 65 RBI in 125 games with Quakes... His 39 doubles ranked second on the squad as his 65 RBI ranked fifth.
- In 2004, broke out with career bests in home runs (23) and RBI (82) with single-A **Cedar Rapids**... 23 home runs ranked third in league and his 82 RBI ranked fifth... Committed 30 errors as third baseman... Named as Midwest League All-Star and Midwest League Player of the Week (May 10-16).
- In 2003, split campaign with Rookie-level **Provo** and single-A **Cedar Rapids**... With Provo, led club with 11 home runs (3rd in league) and ranked second on team with 52 RBI (T2nd in league)... Provo went on to capture South Division title and advanced to Pioneer League Championship Series... Named Pioneer League Player of Week (Aug. 11-17) and Pioneer League Post-Season Honorable Mention... Appeared in 49 games with Cedar Rapids and batted .207 (34/164) with three home runs and 15 RBI.
- In 2002, split season between **Angels' Arizona Summer League** team in Mesa and Rookie-level **Provo**... In 28 games with Mesa, led team batting .361 (35/97) and ranked third on the squad with 22 RBI... Committed one error in 23 games at third base... With **Provo**, helped guide Angels to the South Division crown of Pioneer League... Batted .296 (32/108) in 32 games... His combined average of .327 (67/205) with Mesa and Provo marked his best clip as a professional.
- In 2001, began professional career with the **Angels' Arizona Summer League** team (Mesa)... Struggled with a .163 (23/141) clip in 46 games... Was named recipient of Dick Wantz Trophy (along with RHP Francisco Rodriguez), awarded to player(s) who show most dedication and improvement during Angels' Instructional League.

PERSONAL/MISC:

- Matt Benjamin Brown.
- One of two Angels (also Kevin Jepsen) selected to play for bronze medal-winning Team USA in 2008 Beijing Olympics (the Olympic Opening Ceremonies were same day as his 26th birthday)... Batted .281 (9/32) with two home runs and team-leading 10 RBI in nine games, including three RBI in bronze-medal win over Japan.
- Attended Coeur d'Alene High School (ID) where he played shortstop for baseball team.
- Signed by Angels' scout Jack Uhey.

BROWN



BROWN'S LIFETIME PLAYING RECORD

Year	Club	AVG	G	AB	R	H	2B	3B	HR	RBI	SH	SF	HBP	BB	IBB	SO	SB	CS	GDP	SLG	OBP	E
2001	—Angels (ASL)	.163	46	141	14	23	7	1	1	21	1	3	5	18	1	30	1	3	1	.248	.275	15
2002	—Angels (ASL)	.361	28	97	16	35	7	0	2	22	0	2	1	15	0	14	3	1	2	.495	.443	1
	Provo	.296	32	108	14	32	5	1	0	11	0	0	5	15	0	21	3	3	3	.361	.406	7
2003	—Cedar Rapids	.207	49	164	22	34	6	1	3	15	0	1	5	19	0	36	1	0	4	.311	.307	15
	Provo	.292	65	233	58	68	19	0	11	52	0	5	9	42	2	56	2	3	1	.525	.412	18
2004	—Cedar Rapids	.233	122	437	67	102	20	4	23	82	2	5	13	33	1	126	6	6	4	.455	.303	30
2005	—Cucamonga	.262	125	488	68	128	39	4	12	65	3	5	11	40	0	125	4	5	10	.432	.329	16
2006	—Arkansas	.289	134	515	77	149	41	3	19	79	2	2	10	47	0	108	7	6	8	.491	.359	29
2007	—Salt Lake	.276	110	391	69	108	30	2	19	60	1	0	5	45	0	106	5	9	12	.509	.358	13
	LAA	.000	4	5	0	0	0	0	0	0	0	0	0	2	0	1	1	0	0	.000	.286	0
2008	—Salt Lake	.320	97	400	75	128	33	4	21	67	0	2	3	32	1	80	4	2	7	.580	.373	14
	LAA	.053	11	19	0	1	1	0	0	3	0	0	0	1	0	10	0	0	0	.105	.100	2
	Major Totals	.042	15	24	0	1	1	0	0	3	0	0	0	3	0	11	1	0	0	.083	.148	2
	Minor Totals	.272	808	2974	480	809	207	20	111	474	9	25	67	306	5	702	36	38	52	.467	.351	126

RYAN BUDDÉ

28

CATCHER

BATS: Right THROWS: Right HT.: 5-11 WT.: 210

OPENING DAY AGE: 29

BORN: Aug. 15, 1979

BIRTHPLACE: Midwest City, OK

RESIDES: Oklahoma City, OK

MARRIED: Darcy Kilmer, Nov. 10, 2006

ACQUIRED: Selected in 12th round of 2001 free agent draft

SIGNED THRU: 2009

M.L. SERVICE: 147 days



BUDDÉ

2008 SEASON:

- Spent majority of 2008 season at triple-A Salt Lake, where he batted .202 (35/173) with two home runs and 23 RBI in 48 games with Bees...Played 38 games at catcher and 10 at first base...Had a season-high three RBI in two consecutive games (4/24-4/25 vs. Fresno)...Had season-high seven-game hit streak (4/24 - 5/2)...Recalled by Angels, July 7, replacing Mike Napoli (15-day DL; irritation right shoulder) on 25-man roster...Options to Salt Lake, August 7 and recalled from Salt Lake Sept. 1...Appeared in eight ML games in 2008, going hitless in two at-bats.

MAJOR LEAGUE SUMMARY:

- In 2007, began season in Philadelphia organization after he was selected by the Phillies from Angels' organization in 2006 Rule 5 draft during MLB Winter Meetings...Had 23 days of Major League service with Phillies but did not appear in any games with club (on 15-day DL March 23 - April 23 with a strained left oblique)...Was a return Rule 5 selection to the Angels on April 23rd and was assigned to triple-A Salt Lake...Had contract selected July 28 by Angels from Salt Lake...Made Major League debut, July 31 at Seattle, appearing as a pinch-hitter (fly-out)...Made five starts at catcher with Angels...Collected first ML hit in Game 2, Aug. 17 at Boston (single off Josh Beckett)...Posted "walk-off" RBI double in 11th inning, Aug. 20 vs. NYY - marked first RBI of his Major League career.

MINOR LEAGUE SUMMARY:

- In 2007, began season in Philadelphia organization after he was selected by the Phillies from Angels' organization in 2006 Rule 5 draft during MLB Winter Meetings...Had 23 days of Major League service with Phillies but did not appear in any games with club (on 15-day DL March 23 - April 23 with a strained left oblique)...Batted .200 (2/10) in three rehab games at single-A Clearwater...Was a return Rule 5 selection to the Angels on April 23rd...In 47 games with Salt Lake Bees, hit .295 (46/156) with four home runs and 28 RBI...Had contract selected July 28 by Angels from Salt Lake.
- In 2006, spent the season with triple-A Salt Lake...Had a season-high 4 RBI, 4/10 at Las Vegas...Homered in consecutive games, 5/25-26...Had a season-best 3 hits, 8/13 at Colorado Springs...Played 38 games at catcher, 12 at 1st base and 22 games as DH.
- In 2005, spent the season with Salt Lake...Finished the season hitting in 6 straight games, 8/29-9/5 (.360, 9-25, 2 HR, 6 RBI)...Played 46 games at catcher, 9 at 1st base and 1 at 3rd base.
- In 2004, spent the majority of the season at Rancho Cucamonga... Had 13 RBI, 18 runs scored in 22 games in May... Promoted to Salt Lake in late June...Played in five games before being transferred back to Rancho Cucamonga...Hit .417 (15-36) in 10 July games...Batted .298 (17-57) in 15 games as DH.
- In 2003, began the season with double-A Arkansas...Named to the Texas League All-Star team...Hit 2 HR and had a professional-high 6 RBI, 4/16 at Wichita...Named Angels' organizational Defensive Player of the Month in July (.985, 3 E/196 TC)...Hit a grand slam, 8/10 at Tulsa...Was transferred to Rancho Cucamonga in August where he finished the season.
- In 2002, began the year with Rancho Cucamonga...Hit in eight straight games to start the season, 4/4-4/20 (.370, 10-27)...Batted .303 (20-66) in 19 July games...Reached base safely in 19 of 20 games, 7/11-8/8...Transferred to Arkansas at the end of August where he finished the season.
- In 2001, missed the entire season with the rookie level Tempe Angels due to injury.



40-MAN ROSTER

2009 ANGELS INFORMATION GUIDE

PERSONAL/MISC:

- Ryan Dean Budde ("Buddy")
- Attended Midwest City HS (OK) and Oklahoma State Univ. (Stillwater, OK).
- Originally signed by Angels' scout Kevin Ham.

BUDDE'S LIFETIME PLAYING RECORD

Year	Club	AVG	G	AB	R	H	2B	3B	HR	RBI	SH	SF	HBP	BB	IBB	SO	SB	CS	GDP	SLG	OBP	E	
2001	Angels (ASL)																						
Injured—Did Not Play																							
2002	Cucamonga	.241	87	307	40	74	17	1	5	39	1	2	2	27	1	60	2	1	4	.352	.305	11	
	Arkansas	.111	3	9	1	1	0	0	1	1	0	0	0	1	0	2	0	0	0	.444	.200	0	
2003	Arkansas	.213	96	342	45	73	9	1	10	41	1	2	2	35	1	76	1	1	5	.333	.289	9	
	Cucamonga	.240	13	50	6	12	3	1	1	6	0	2	0	2	1	10	0	0	1	.400	.259	3	
2004	Salt Lake	.235	5	17	0	4	0	0	0	1	0	1	0	1	0	7	0	0	0	.235	.263	0	
	Cucamonga	.251	99	358	54	90	17	0	13	51	2	6	8	27	2	76	3	5	3	.408	.313	13	
2005	Salt Lake	.230	58	196	26	45	9	3	6	25	2	0	1	9	0	41	3	1	3	.398	.267	4	
2006	Salt Lake	.233	72	215	32	50	15	0	8	33	0	0	7	22	0	55	1	1	8	.414	.324	6	
2007	Clearwater	.200	3	10	1	2	1	0	0	0	0	0	0	0	0	3	0	0	0	.300	.200	0	
	Salt Lake	.295	47	156	21	46	12	0	4	28	0	2	1	18	0	27	2	2	10	.449	.367	7	
	LAA	.167	12	18	0	3	1	0	0	1	0	0	0	0	0	6	0	0	1	.222	.167	1	
2008	Salt Lake	.202	48	173	16	35	8	2	2	23	0	0	3	10	1	47	3	0	3	.306	.258	9	
	LAA	.000	8	2	0	0	0	0	0	1	0	0	0	0	0	0	0	0	1	.000	.000	0	
Major Totals		.150	20	20	0	3	1	0	0	1	1	0	0	0	0	6	0	0	2	.200	.150	1	
Minor Totals		.236	532	1834	242	432	91	8	50	248	6	14	24	152	7	404	15	11	37	.376	.300	62	

Selected by Philadelphia in annual Rule 5 draft, December 7, 2006.
Rule 5 draft return selection to Angels April 23, 2007.

Disabling Injuries: 2007 — Strained left oblique; disabled March 23-April 23

BULGER

JASON BULGER

52

RIGHT-HANDED PITCHER

BATS: Right THROWS: Right HT.: 6-4 WT.: 210

OPENING DAY AGE: 30

BORN: Dec. 6, 1978

BIRTHPLACE: Lawrenceville, GA

RESIDES: Snellville, GA

ACQUIRED: Signed as minor league free agent, Jan. 19, 2007

SIGNED THRU: 2009

M.L. SERVICE: 122 days



2008 SEASON:

- Divided season between Angels and triple-A Salt Lake with four separate stints in the big leagues...Began 2008 season with Angels as a reliever, making first career Opening Day roster....Made five appearances before being optioned, April 20...Also recalled July 23 (no appearances, optioned, July 25) and Aug. 23 (optioned after pitching one inning Aug. 25)...Recalled Sept. 6 for fourth stint with Angels...Was 0-0 with 7.31 ERA (13 ER - 16 IP) in 14 major league appearances...Had best outing of MLB career Sept. 6 at CWS (3 IP, 5 SO)...Five strikeouts are most by Angel reliever in 2008...Also worked three scoreless innings, Sept. 26 (2 H, 2 BB, 4 SO)...At Salt Lake, finished 4-0 with 16 saves (third-most in league) and 0.63 ERA (43 IP - 3 ER) in 37 relief outings...Walked 22 and struck out 75...Did not allow a home run and opponents hit .169...Suffered only one blown save in 17 chances...Honored by MinorLeagueBaseball.com as Triple-A Reliever of the Year...Also named to Pacific Coast League Post-Season All-Star Team and selected to play in the Triple-A All-Star Game...Struck out season-high four batters six times (longest triple-A outing was 2 IP, 6 times).

MAJOR LEAGUE SUMMARY:

- In 2007, began season at Salt Lake and had contract selected by Angels, Sept. 1...Finished 0-0 with a 2.84 ERA (6.1 IP - 2 ER) in six games with Angels...Struck out side in 9th inning, Sept. 12 at Baltimore...Was reacquired by the Angels and signed as a minor league free agent, Jan. 19, 2007.
- In 2006, recalled by Angels, May 20...Appeared in two games, posting no record and 16.20 ERA (1.2 IP - 3 ER)...Made first appearance with Angels May 20 at Los Angeles (0.2 IP, 1 H, 3 R, 3 ER, 3 BB, 1 SO, 1 WP)...Was optioned to Salt Lake, May 22...Acquired by Angels March 1, 2006 in trade with Arizona for INF Alberto Callaspo.
- In 2005, appeared in nine games with Arizona, registering 1-0 record and 5.40 ERA (10 IP - 6 ER)...Was recalled from triple-A Tucson Aug. 25...Made Major League debut Aug. 26 vs. Philadelphia (.2 IP, 4 H, 3 R, 3 ER, 1 SO)...Recorded first ML win, Sept. 22 vs. Dodgers (1 IP, 1 SO).



MINOR LEAGUE SUMMARY:

- In 2007, split season between triple-A **Salt Lake** and **Angels**...Registered 5-2 record with 10 saves (12 chances) and a 3.76 ERA (52.2 IP - 22 ER) in 49 Bees' games...Allowed 51 hits (4 HR), walked 24 and struck out 81...Ranked first in league with 13.84 strikeouts per nine innings pitched...Tied for club lead in games and second in saves...Longest outing was 2.1 innings pitched, July 18 vs. Tacoma...Struck out season-best five batters, May 8 vs. Memphis (2 IP)...Posted 1.93 ERA (23.1 IP - 5 ER) in 22 road games...Had contract selected by Angels, Sept. 1.
- In 2006, Was 2-2 with four saves and a 4.72 ERA (34.1 IP - 18 ER) in 27 games at triple-A **Salt Lake**...Did not allow a home run, walked 15 and struck out 44...Had two stints on disabled list (June 14-Aug. 7 & Aug. 22 thru remainder of season).
- In 2005, was 3-6 with four saves and a 3.54 ERA (56 IP - 22 ER) in 56 games for triple-A **Tucson**...Struck out 55 batters in 56 innings pitched...Ranked fifth in PCL in games pitched.
- In 2004, split season between single-A **Lancaster** and double-A **El Paso**...Was 0-1 with 11 saves (third most in California League) and a 1.52 ERA (23.2 IP - 4 ER) in 21 games with Lancaster...Allowed 14 hits (no HR) and struck out 31...Finished 0-3 with eight saves and a 3.91 ERA (25.1 IP - 11 ER) in 24 games with El Paso...Did not allow a home run in 25.1 innings and struck out 26 batters...19 saves on season paced Diamondbacks organization...Began season on disabled list recovering from Tommy John surgery...Pitched in 13 games for Scottsdale Scorpions of Arizona Fall League (0-3, 5 SV, 3.46 ERA).
- In 2003, spent season at single-A **Lancaster**...Limited to four starts, posting 2-1 record and 6.75 ERA (17.1 IP - 13 ER)...Placed on disabled list May 3 with right elbow strain...Underwent Tommy John surgery May 28 which was performed by Dr. Michael Lee.
- In 2002, split season between single-A **South Bend** and single-A **Lancaster**...Was 4-9 with one complete game and a 4.94 ERA (94.1 IP - 52 ER) in 20 starts at South Bend...Made professional debut April 5 vs. Lansing (6 IP, 3 H, 0 ER, 6 SO)...Was on DL due to right shoulder strain, May 4-31...Was promoted to Lancaster Aug. 22 and finished 1-1 with a 5.40 ERA (10 IP - 6 ER) in two starts.

PERSONAL/MISC:

- Jason Patrick Bulger.
- Graduated from Brookwood High School in Snellville, GA in 1997...Attended Valdosta (GA) State University.
- He and brothers Kevin and Brian were each selected in 2001 free agent draft, the first time three brothers have been selected in same draft...Shortstop Kevin (43rd round) and right-handed pitcher Brian (49th round) were both chosen by San Francisco, but neither signed...Brian signed after selection by Tampa Bay in 25th round of 2002 draft.
- Was originally signed by Diamondbacks' scout Mike Valarezo.

BULGER

BULGER'S LIFETIME PITCHING RECORD

Year	Club	W-L	ERA	G	GS	CG	GF	SHO	SV	IP	H	R	ER	HR	HB	BB	IBB	SO	WP	BK	BA
2002	—South Bend	4-9	4.94	20	20	1	0	0	0	94.2	111	65	52	5	7	39	0	84	14	0	.291
	Lancaster	1-1	5.40	2	2	0	0	0	0	10	11	7	6	0	3	3	0	12	0	1	.289
2003	—Lancaster	2-1	6.75	4	4	0	0	0	0	17.2	23	13	13	3	0	5	0	20	0	0	.311
2004	—Lancaster	0-1	1.52	21	0	0	18	0	11	23.2	14	4	4	0	3	10	1	31	0	0	.165
	El Paso	0-3	3.91	24	0	0	22	0	8	25.1	24	12	11	0	2	19	2	26	7	0	.240
2005	—Tucson	3-6	3.54	56	0	0	18	0	4	56	50	28	22	3	2	27	0	55	3	1	.244
	Arizona	1-0	5.40	9	0	0	5	0	0	10	14	6	6	1	0	5	1	9	0	0	.333
2006	—Salt Lake	2-2	4.72	27	0	0	16	0	4	34.1	30	19	18	0	4	15	0	44	2	0	.233
	LAA	0-0	16.20	2	0	0	1	0	0	1.2	1	3	3	0	0	3	0	1	1	0	.167
2007	—Salt Lake	5-2	3.76	49	0	0	23	0	10	52.2	51	24	22	4	1	24	1	81	3	1	.249
	LAA	0-0	2.84	6	0	0	4	0	0	6.1	5	2	2	0	0	3	0	8	1	0	.227
2008	—Salt Lake	4-0	0.63	37	0	0	27	0	16	43	25	3	3	0	1	22	1	75	5	0	.169
	LAA	0-0	7.31	14	0	0	0	0	0	16	15	13	13	3	2	9	0	20	0	0	.242
	Angels Totals	0-0	6.75	22	0	0	12	0	0	24	21	18	18	3	2	15	0	29	2	0	.233
	Major Totals	1-0	6.35	31	0	0	17	0	0	34	35	24	24	4	2	20	1	38	2	0	.265
	Minor Totals	21-25	3.81	240	26	1	124	0	53	357	339	174	151	15	23	164	5	428	34	3	.248

Originally selected by Arizona in first round (22nd overall) of 2001 free agent draft.

CAREER PITCHING AT MAJOR LEAGUE PARKS

AL	W-L-S	ERA	G	IP	ER	NL	W-L-S	ERA	G	IP	ER
Angel Stadium	0-0-0	2.57	11	14.0	4	Chase Field	1-0-0	7.04	6	7.2	6
Camden Yards	0-0-0	0.00	1	1.0	0	Coors Field	0-0-0	0.00	2	1.1	0
McAfee Coliseum	0-0-0	INF.	2	0.0	5	Dodger Stadium	0-0-0	16.20	2	1.2	3
Rangers Ballpark	0-0-0	13.50	3	2.2	4	PETCO Park	0-0-0	0.00	1	1.0	0
Safeco Field	0-0-0	10.80	2	1.2	2						
U.S. Cellular	0-0-0	0.00	1	3.0	0						

CAREER FIELDING

POS	PCT	G	PO	A	E	TC	DP
P	1.000	31	3	3	0	6	0



40-MAN ROSTER

2009 ANGELS INFORMATION GUIDE

KELVIM ESCOBAR

45

RIGHT-HANDED PITCHER

BATS: Right THROWS: Right HT.: 6-1 WT.: 230

OPENING DAY AGE: 32

BORN: April 11, 1976

BIRTHPLACE: La Guaira, VZ

RESIDES: Barquisimeto, VZ

CHILDREN: Kelvim, Kevin, Kamila

ACQUIRED: Signed as free agent, Nov. 24, 2003

SIGNED THRU: 2009

M.L. SERVICE: 11 yrs., 40 days



2008 SEASON:

- Missed entire season with a labrum tear in his right shoulder...Spent February, March, April and May rehabilitating the shoulder... Felt pain after a three-inning, 39-pitch start for single-A Rancho Cucamonga on June 30 and was shut down...Underwent surgery with Dr. David Altchek (Mets Orthopedist) in New York on July 29...Anticipated return is mid-season 2009.

CAREER HIGHLIGHTS:

- With career-best 18 wins in 2007, joined John Lackey (19) to form first Angels' duo to notch 18-or-more wins in a season since 1991 when Jim Abbott (18), Chuck Finley (18) and Mark Langston (19) accomplished the feat...Logged 38 saves as Toronto's closer in 2002...Is one of just five active hurlers to have made at least 100 career starts and record at least 50 saves (John Smoltz, Tom Gordon, Derek Lowe & Ryan Dempster)...Pitched for Venezuela in WBC in 2006, posting 1-1 record and 0.00 ERA (7.2 IP, 3 H, 1 R, 0 ER, 5 BB, 5 SO) in two games (one start)...Has converted 59 of 73 career save opportunities...Owns nine career 10-plus strikeout games (career-high 14 June 12, 2007 at Cincinnati)...Has captured one AL Player of Week Award (2001) and one AL Rolands Relief Pitcher of Month Award (Sept. 2002).

POST SEASON EXPERIENCE:

- In 2007, was not involved in Angels' 6-3 loss of Game 2 of ALDS at Boston...Pitched five innings as starter (4 H, 3 R, 3 ER, 5 BB, 1 IBB, 5 SO)...Red Sox won game on ninth inning three-run walkoff HR by Manny Ramirez off Francisco Rodriguez...In 2005, appeared in four games of ALDS vs. New York, posting 1-0 record and 1.29 ERA (7 IP, 2 H, 1 R, 1 ER, 1 HR, 5 BB, 5 SO, 2 WP)... Victory came in Game 2 at Angel Stadium (2 IP, 1 BB, 1 SO)...Appeared in two games of ALCS vs. Chicago, finishing 0-2 with a 2.08 ERA (4.1 IP, 4 H, 3 R, 1 ER, 1 HR, 2 BB, 10 SO)...Was pitcher of record in Games 2 & 5...In 2004, started Game 3 of ALDS, receiving no decision in Boston's 8-6, 10-inning win (3.1 IP, 5 H, 5 R, 3 ER, 5 BB, 1 IBB, 4 SO).

MAJOR LEAGUE SUMMARY:

- Completed 2007 season 18-7 with three complete games, one shutout and a 3.40 ERA (195.2 IP - 74 ER) in 29 starts with Angels...Allowed 182 hits (11 HR), walked 66 and struck out 160...Posted career-high 18 wins (previous best was 14 in 1999)... Led club with three complete games...Among AL leaders, ranked tied for sixth in wins, tied for third in complete games and sixth in winning percentage (.720)...With 18 wins, joined John Lackey (19) to form the first Angels' duo to each notch 18-or-more wins in a season since 1991 when Jim Abbott (18), Finley (18) and Langston (19) accomplished the feat...Placed on 15-day disabled list, April 13 (retroactive to April 9), due to right shoulder irritation...Activated from DL, April 24...Reached 1,500 innings pitched in career, Sept. 29 at Oakland...Posted 200th career start, Sept. 17 vs. Tampa Bay...Registered 100th career victory, Sept. 12 at Baltimore (18-6 score)...Finished July with 2-2 record, one complete game and 1.67 ERA (37.2 IP - 7 ER) in five starts...Posted four wins in May (4-2) and August (4-1)...Was 10-4 at home (3.18 ERA) and 8-3 on road (3.72 ERA)... Won career-best five straight decisions (eight starts), July 5-July 19, posting one complete game and a 2.68 ERA (57 IP - 17 ER)...With 10 wins at All-Star Break, joined Lackey (11) as first Angel duo with 10+ wins at break since 1991 (Mark Langston & Chuck Finley - 12 each)...Allowed leadoff home run to Rafael Furcal, June 17 at Dodger Stadium...Marked third career leadoff home run allowed as starter (July 26, 2004 vs. Texas - Michael Young & Aug. 4, 1999 at New York - Chuck Knoblauch)...Struck out career-best 14 batters, June 12 at Cincinnati (6 IP)...Marked most SO by an Angel since Finley fanned 15, May 23, 1995 vs. New York Yankees...Allowed three earned runs-or-less in 23 of 30 starts...Complete games came July 30 at Seattle (2-0 loss), June 5 vs. Minnesota (5-1 win) and May 10 vs. Cleveland (8-0 shutout)...Three-hitter June 5 vs. Minnesota was low-hit game of career and best by an Angel this season...Allowed 11 home runs in 195.2 innings pitched (0.51 per 9 IP)...Walked 66 batters (2 IBB) and struck out 163 (2.2 BB & 5.4 SO per start)...Tossed 21 consecutive scoreless innings at Angel Stadium, May 4-20... Angels were 22-8 in his starts...Angels were 11-2 in his starts after a loss...Escobar was 8-1 with a 3.13 ERA (83.1 IP - 29 ER) in those 13 starts.
- In 2006, completed third season with Angels, posting 11-14 record with one complete game and a 3.61 ERA (189.1 IP - 76 ER) in 30 starts...Among AL leaders, ranked sixth in ERA, fifth in road ERA (3.35) and third in night ERA (3.30)...3.61 ERA was lowest in AL by pitcher with losing record (min. 15 starts)...Losses total tied for third-highest mark in AL...Angels scored three runs-or-less in 11 of his 14 losses...Allowed 17 unearned runs, most in major leagues...Complete game effort came Aug. 28 at Seattle (2-0 loss; 8 IP, 7 H, 2 R, 2 ER, 9 SO)...Was placed on 15-day DL, July 14 (retroactive to July 7), due to inflammation of right elbow...Activated from 15-day disabled list, July 22...Missed scheduled start, May 4, due to blood blister on middle finger

ESCOBAR



40-MAN ROSTER

2009 ANGELS INFORMATION GUIDE

of right hand...Was 0-7 with a 4.67 ERA (52 IP - 27 ER) during career-long losing streak, May 17-June 25 (eight starts)...Struck out Jason Giambi in sixth inning, April 7 vs. New York, for 1,000th career strikeout...On May 31, agreed to terms on three-year contract extension through 2009 season.

- In 2005, finished 3-2 with a 3.02 ERA (59.2 IP - 20 ER) in 16 games (seven starts) in second season with Angels...Was 2-2 with a 3.54 ERA (40.2 IP - 16 ER) as starter and 1-0 with one save and a 1.89 ERA (19 IP - 4 ER) in nine relief appearances...Activated from 15-day disabled list, Sept. 6...Made three rehabilitation starts at triple-A Salt Lake, posting a 1-0 record and 1.74 ERA (10.1 IP, 9 H, 2 R, 2 ER, 1 HR, 7 BB, 16 SO, 1 WP)...Underwent surgery to shave down bone spur and remove bone chip from right elbow, June 29...Placed on 15-day DL, June 10 (retroactive to June 9), due to right elbow bone spur...Activated from 15-day DL, May 28...Placed on 15-day DL, May 12, due to bone spur right elbow...Activated from 15-day DL, April 24...Placed on 15-day DL, April 2 (retroactive to March 31), due to strained right elbow...Made two rehabilitation starts...Pitched for single-A Rancho Cucamonga, April 14 at Modesto (3 IP, 1 H, 2 BB, 7 SO, 58 pitches) and for Salt Lake, April 19 at Las Vegas (4 IP, 5 H, 2 R, 2 ER, 1 HR, 1 HB, 1 BB, 6 SO, 77 pitches)...Also missed time in spring due to tender right shoulder...Was 1-0 with a 1.89 ERA (19 IP - 4 ER) in nine games in Sept.-Oct. (following return from DL)...Worked three innings, Sept. 22 vs. Texas (1 H, 1 R, 1 ER, 1 BB, 1 SO) to earn first save since May 4, 2003 vs. Angels while with Toronto...Marked 59th save of career...Sept. 6 at Boston was first relief appearance since May 15, 2003 vs. Tampa Bay.
- In 2004, completed first season with Angels with 11-12 record and 3.93 ERA (208.1 IP - 91 ER) in 33 starts in 2004...Led Angels in innings pitched (tied with B. Colon), walks (76) and strikeouts (191)...Ranked 10th in AL in ERA, fourth in strikeouts, eighth in average against (.244) and third in strikeouts per 9 IP (8.3)...Set career bests in innings pitched, strikeouts and games started...Angels were shutout 10 times on season, five times in his starts...191 strikeouts on season marked most 50's by an Angels pitcher since Chuck Finley in 1999 (200) and most by right-hander since Mike Witt (208) and Kirk McCaskill (202) in 1986...Posted 1,000th career inning pitched, Aug. 22 at New York...Missed scheduled start, April 30 at Minnesota, due to split fingernail (middle finger) and limited to three innings in May 11th start at New York due to two rain delays...Registered first win as an Angel, April 24 at Oakland (6-3 score; 5 IP, 3 H, 3 R, 3 ER, 2 HR, 6 SO, 1 WP)...Made Angels debut, April 8 at Seattle, receiving no decision (6 IP, 7 H, 1 R, 1 ER, 2 BB, 4 SO)...All 91 runs allowed were earned.
- In 2003, was 13-9 with one complete game, one shutout, four saves and 4.29 ERA in 41 games (26 starts) with Toronto...Made 26 consecutive starts after starting season in bullpen...First 15 appearances came in relief...As reliever, posted 1-1 record with four saves and 7.79 ERA...Converted four saves in five opportunities...Last save came May 4 vs. Texas, tossing 3 IP which was longest relief outing since July 19, 2001 vs. Boston...Marked first career three-inning save...As starter, went 12-8 with one complete game, one shutout and 3.92 ERA...On May 18 at Kansas City, made first start after making 92 consecutive relief appearances...On May 23 at New York, won first game as a starter since Aug. 25, 2001 at Baltimore...On June 8 at Cincinnati, pitched four-hit complete game shutout (5-0)...2.76 ERA was 4th lowest on road in AL.
- In 2002 with Toronto, went 5-7 with career-high 38 saves (46 chances) and 4.27 ERA in first full season as closer...Pitched in career-high 76 games, fifth in AL...38 saves, which ranked fifth in AL, were second most in franchise history behind only Duane Ward's 45 in 1993...Converted seven consecutive save opportunities on three different occasions...Recorded 24 saves after All-Star break in 28 opportunities...In Sept., recorded 11 saves matching Billy Koch's club mark for most saves in month set in August of 1999...Pitched three straight days six times, four straight days three times...From Sept. 8-14, worked in six-straight games over seven days (4 saves, 1 blown save)...Retired 51 of 76 first batters faced...From Aug. 4 through Sept. 29 recorded 18 saves in final 20 opportunities...Named AL Reliefs Pitcher of Month for September...Worked in four of six Blue Jays shutouts and saved three of them...Second in AL with 68 games finished and tied for second among AL relievers with 85 strikeouts.
- In 2001 with Toronto, was 6-8 with one complete game, one shutout and 3.50 ERA in 59 games, 11 starts...As a starter, was 4-4 with 3.18 ERA and 2-4 with 3.88 ERA as reliever...Opened season in relief posting 1.56 ERA in 17 games with seven holds through May 10...At All-Star break was 0-4 with 4.89 ERA...After break, went 6-4 with ERA of 2.70 in 19 games, 11 starts...Posted eight scoreless outings from July 8-24 and totaled 13 scoreless innings... Was then moved into starting rotation...Lost first start on July 28 vs. New York...Pitched 16.1 consecutive scoreless innings from Aug. 9-20...On Aug. 25 in Baltimore, tossed five-hit shutout in a 9-0 win, fifth career complete game and second shutout...Earned Co-AL Player of Week Award for week of Aug. 20-26 - was 2-0 in two starts with 1.04 ERA with a shutout, three walks and 15 strikeouts in 17.1 innings...In Aug., was 4-0, 1.71 ERA (42 IP - 8 ER)...Allowed only three home runs in his last 82 innings pitched after five in first 44 innings.
- In 2000 with Blue Jays, finished 10-15 with three complete games, one shutout, two saves and 5.35 ERA in 43 games, 24 starts...Split season between starting rotation and bullpen...First 24 appearances were starts as he went 7-13 with 5.42 ERA...Appeared in relief Aug. 15, breaking stretch of 30 consecutive starts dating back to Aug. 28, 1999...In relief, was 3-2 with two saves and 4.94 ERA in 19 games...Threw first complete game of season on April 22 in 8-2 win over Yankees...Tossed second complete game and struck out season-high 10 batters, June 4 in Florida...Tossed first career shutout on June 21 vs. Detroit in 6-0 win, third complete game of season and fourth career.
- In 1999 with Toronto, posted career-high 14 wins against 11 losses in 33 games, 30 starts with 5.69 ERA...14 wins were second on club to David Wells' 17...Tossed one complete game, July 30 at Detroit (career-high 132 pitches)...Made three appearances in relief in Aug. and was 0-0 with one earned run in six innings...Had made 34 consecutive starts since August 1998...Returned to rotation to begin Sept. and responded with 4-2 record and ERA of 4.64 which was lowest of any month.
- In 1998 with Blue Jays, was 7-3 with 3.73 ERA in 22 games, 10 starts...Started season in bullpen and allowed runs in five of his first six games and was placed on disabled list April 16 with right elbow inflammation...Joined Syracuse on rehab assignment, going 0-0 with a save in two games (2 IP, 0 ER)...Recalled and activated from DL on May 6...Earned first win of season that night at Anaheim with 1.1 scoreless innings...Optioned to Syracuse on May 31...At Syracuse, made one relief appearance and joined starting rotation making 10 starts...In the 10 starts was 2-2 with a 3.95 ERA and struck out 62 in 57 IP...Recalled to Toronto on Aug. 1 and inserted into starting rotation...Received no-decision in first ML start, Aug. 5 at Texas (7 IP - 2 ER)...Did not allow more than two earned runs in first six ML starts...First win as a starter was August 17 in 4-2 win at Oakland...Struck out career-high 11 on August 22 in Anaheim but lost 5-1 (7 IP, 2 ER)...Won four consecutive starts from Aug. 27 - Sept. 20...As starter, was 6-2 with 2.35 ERA and held opponents to a .210 average...In relief, was 1-1 with a 12.66 ERA.



40-MAN ROSTER

2009 ANGELS INFORMATION GUIDE

- In 1997, made major league debut, posting 3-2 record with 2.90 ERA and 14 saves in 27 games to lead all AL rookies...14 saves marked second most ever by **Blue Jays** rookie (17 by Darren Hall in 1994)...Opened season on disabled list after arthroscopic surgery in March to remove loose particles in right elbow...First pitched in May with single-A **Dunedin** on medical rehab assignment from double-A **Knoxville**...Went 0-1 in three games (two starts) with 3.75 ERA...Recalled to Knoxville and activated from disabled list, June 28...Started five games (2-1, 3.70) before joining Toronto...Won ML debut on June 29 at Baltimore allowing one run over 4.1 innings of relief (2 H, 1 ER, 3 BB, 5 SO)...First ML strikeout was Brady Anderson...Prior to joining Toronto had made just three career appearances in relief in minors...July 13 in Boston, recorded first major league save in 3-2 win (0.2 IP)...Then recorded saves in his next seven games...Eight consecutive saves was two short of club record 10 held by Duane Ward (1991) and Darren Hall (1994)...First blown save came in 11th opportunity on Aug. 24 at Kansas City in 13 inning 11-8 win... Finished season 14-17 in save opportunities.

MINOR LEAGUE SUMMARY:

- In 1996, combined to post 12-9 record with 3.56 ERA between **Dunedin** and **Knoxville** (with 157 strikeouts in 164.1 innings)...157 strikeouts tied for tops in organization...Opened season with **Dunedin** posting 9-5 record with 2.69 ERA in 18 starts...Earned organizational Pitcher of Month award in May going 5-1 with 2.72 ERA...Struck out 11 batters in two-hit complete game, June 4 vs. St. Petersburg...Selected to Florida State League All-Star team...Named second best prospect in FSL by *Baseball America*...Promoted to **Knoxville** July 11...Started 10 games for **Smokies** going 3-4 with 5.33 ERA...Selected to *Howe Sportsdata* 1996 All-Teen Team...Selected as fourth best prospect in organization by *Baseball America*...Was 5-0 with 0.92 ERA for **Lara** in Venezuelan Winter League.
- In 1995, began campaign in **Dominican Summer League** before joining **Medicine Hat** at start of Pioneer League season...Was fourth in strikeouts (75)...Struck out average of 9.74 batters every nine innings, ranking second among league starters...Struck out season-high 11 July 2 in Lethbridge (6 IP, 1 H, 0 R)...Threw a no-hitter on July 20th (G1), a 2-0 win against Ogden (4 BB, 7 SO)...Was 2-1 with 2.64 ERA through July 7...Started two Pioneer League playoff games (0-2, 1.50 ERA, 12 IP, 11 H, 2 ER, 7 BB, 15 SO).
- In 1994, was recipient of R. Howard Webster Award as team MVP with **Gulf Coast League Jays**...Ranked fourth among starters in strikeouts per nine innings (9.00)...In five July games, was 3-0 with 1.50 ERA.
- In 1993, made professional debut at age of 17 with **Blue Jays** **Santo Domingo** team in **Dominican Summer League**...Was 2-1 with 4.13 ERA and 31 strikeouts in 33 IP...Made seven starts and one relief outing.

PERSONAL/MISC:

- Kelvin Jose Escobar (Bollivar).
- Started the Kelvin Escobar School of Baseball in his native Venezuela.
- Named second best prospect in FSL by *Baseball America* in 1996...Selected to *Howe Sportsdata* 1996 All-Teen Team...Selected as fourth best prospect in Jays' organization by *Baseball America*.
- Was originally signed by Blue Jays scout Epy Guerrero.

ESCOBAR'S LIFETIME PITCHING RECORD

Year	Club	W-L	ERA	G	GS	CG	GF	SHO	SV	IP	H	R	ER	HR	HB	BB	IBB	SO	WP	BK	BA
1993	DSL Blue Jays	2-1	4.13	8	7	0	0	0	0	32.2	34	17	15	2	1	25	0	31	4	0	.270
1994	GCL Blue Jays	4-4	2.35	11	10	1	1	0	0	65	56	23	17	1	2	18	0	64	5	3	.237
1995	DSL Blue Jays	0-1	1.72	3	2	0	0	0	0	16	14	3	4	0	0	5	0	20	0	0	.226
	Medicine Hat	3-3	5.71	14	14	1	1	1	0	69.1	66	47	44	6	6	33	0	75	4	4	.253
1996	Dunedin	9-5	2.69	18	18	1	1	0	0	110.1	101	44	33	5	3	33	0	113	6	2	.240
	Knoxville	3-4	5.33	10	10	0	0	0	0	54	61	36	32	7	1	24	0	44	7	1	.288
1997	Dunedin	0-1	3.75	3	2	0	0	0	0	12	16	9	5	0	1	3	0	16	1	0	.327
	Knoxville	2-1	3.70	5	5	1	1	0	0	24.1	20	13	10	1	2	16	0	31	1	2	.222
	Toronto	3-2	2.90	27	0	0	23	0	14	31	28	12	10	1	0	19	2	36	0	0	.237
1998	Toronto	7-3	3.73	22	10	0	2	0	0	79.2	72	37	33	5	0	35	0	72	0	0	.237
	Syracuse (1)	2-2	3.77	13	10	0	2	0	1	59.2	51	26	25	7	4	24	0	63	3	0	.229
1999	Toronto	14-11	5.69	33	30	1	2	0	0	174	203	118	110	19	10	81	2	129	6	1	.293
2000	Toronto	10-15	5.35	43	24	3	8	1	2	180	186	118	107	26	3	85	3	142	4	0	.267
2001	Toronto	6-8	3.50	59	11	1	15	1	0	125	93	51	49	8	3	52	5	121	2	0	.204
2002	Toronto	5-7	4.27	76	0	0	68	0	38	78	75	39	37	10	5	44	6	85	4	0	.246
2003	Toronto	13-9	4.29	41	26	1	12	1	4	180.1	189	94	86	15	9	78	3	159	9	0	.270
2004	Anaheim	11-12	3.93	33	33	0	0	0	0	208.1	192	91	91	21	7	76	2	191	9	0	.244
2005	LAA	3-2	3.02	16	7	0	2	0	1	59.2	45	21	20	4	2	21	1	63	4	0	.207
	Cucamonga (1)	0-0	0.00	1	1	0	0	0	0	3	1	0	0	0	0	2	0	7	0	0	.100
	Salt Lake (1)	1-0	2.51	4	4	0	0	0	0	14.1	14	4	4	2	1	8	0	22	1	0	.250
2006	LAA	11-14	3.61	30	30	1	0	0	0	189.1	192	93	76	17	4	50	2	147	7	0	.264
2007	LAA	18-7	3.40	30	30	3	0	1	0	195.2	182	79	74	11	3	66	2	160	9	0	.248
2008	AZ Angels (1)	0-0	4.50	1	1	0	0	0	0	2	2	1	1	0	0	0	0	2	0	0	.286
	Cucamonga (1)	0-0	0.00	1	1	0	0	0	0	3	1	0	0	0	0	0	0	4	0	0	.100
Angels Totals		43-35	3.56	109	100	5	2	1	1	653	612	284	258	53	16	213	7	561	29	0	.248
Major Totals		101-90	4.15	410	201	10	132	4	59	1502	1457	753	693	137	46	607	28	1305	54	1	.254
Minor Totals		26-22	3.65	92	85	4	2	1	1	465.2	437	223	189	62	21	191	0	493	32	12	.248

(1) rehab assignment

Originally signed by Toronto as non-drafted free agent, July 3, 1992.

- Disabling Injuries:** 2008 — Right shoulder tear in labrum, disabled March 29 (retro to 3/21)-remainder of season.
 2007 — Right shoulder irritation, disabled April 9-23.
 2006 — Right elbow irritation, disabled July 7-22.
 2005 — Sprained right elbow, disabled April 2 (retroactive to March 31)-April 23
 Bone spur right elbow, disabled May 12-27.
 Right elbow surgery, disabled June 10 (retroactive to June 9)-Sept. 6.
 1998 — Right elbow inflammation, disabled April 16-May 6.



40-MAN ROSTER

2009 ANGELS INFORMATION GUIDE

	2008					CAREER						2008					CAREER				
	W-L-S	ERA	G	IP	ER	W-L-S	ERA	G	IP	ER		W-L-S	ERA	G	IP	ER	W-L-S	ERA	G	IP	ER
Angels	—	—	—	—	—	5-3-5	2.36	21	61.0	16	March	—	—	—	—	—	—	—	—	—	—
Baltimore	—	—	—	—	—	13-5-9	4.40	36	149.1	73	April	—	—	—	—	12-10-6	4.82	67	196.0	105	
Boston	—	—	—	—	—	6-7-2	4.64	36	99.0	51	May	—	—	—	—	16-19-6	4.59	64	233.1	119	
Chicago	—	—	—	—	—	4-9-1	5.20	21	83.0	48	June	—	—	—	—	16-17-6	4.18	61	260.1	121	
Cleveland	—	—	—	—	—	7-3-3	3.42	18	79.0	30	July	—	—	—	—	13-13-10	3.99	62	248.1	110	
Detroit	—	—	—	—	—	8-0-8	2.30	20	74.1	19	Aug.	—	—	—	—	22-14-13	3.51	70	287.0	112	
Kansas City	—	—	—	—	—	9-2-4	2.60	25	83.0	24	Sept.	—	—	—	—	22-17-18	4.06	84	270.2	122	
Minnesota	—	—	—	—	—	6-6-1	4.68	17	73.0	38	Oct.	—	—	—	—	0-0-0	5.68	2	6.1	4	
New York	—	—	—	—	—	8-7-6	5.11	36	116.1	66	Home	—	—	—	—	50-49-33	3.92	214	794.2	777	
Oakland	—	—	—	—	—	5-10-2	4.11	29	124.2	57	Road	—	—	—	—	51-41-26	4.42	196	707.1	347	
Seattle	—	—	—	—	—	5-9-3	4.86	29	116.2	63	Pre-ASG	—	—	—	—	49-49-18	4.55	210	768.0	388	
Tampa Bay	—	—	—	—	—	6-7-7	5.94	35	100.0	66	Post-ASG	—	—	—	—	52-41-41	3.74	200	734.0	305	
Texas	—	—	—	—	—	4-9-3	4.31	33	112.2	54	Starter	—	—	—	—	85-73-0	4.10	201	1254.2	571	
Toronto	—	—	—	—	—	4-3-0	1.84	7	49.0	10	Reliever	—	—	—	—	16-17-59	4.44	209	247.1	122	
Arizona	—	—	—	—	—	0-2-0	15.00	3	6.0	10											
Atlanta	—	—	—	—	—	0-0-0	8.03	3	12.1	11											
Chicago	—	—	—	—	—	1-0-0	1.76	2	15.1	3											
Cincinnati	—	—	—	—	—	1-0-0	1.80	2	15.0	3											
Colorado	—	—	—	—	—	1-0-1	9.00	2	2.0	2											
Florida	—	—	—	—	—	1-0-0	2.13	4	12.2	3											
Houston	—	—	—	—	—	0-1-0	6.35	1	5.2	4											
Los Angeles	—	—	—	—	—	3-1-0	2.86	4	28.1	9											
Milwaukee	—	—	—	—	—	0-0-2	0.00	3	10.0	0											
New York	—	—	—	—	—	0-0-0	3.00	2	3.0	1											
Philadelphia	—	—	—	—	—	1-1-0	2.57	5	14.0	4											
Pittsburgh	—	—	—	—	—	1-0-0	1.13	1	8.0	1											
St. Louis	—	—	—	—	—	0-1-0	6.00	1	6.0	4											
San Diego	—	—	—	—	—	—	—	—	—	—											
San Francisco	—	—	—	—	—	0-1-1	2.16	2	8.1	2											
Washington	—	—	—	—	—	2-3-1	5.50	12	34.1	21											

CAREER PITCHING AT MAJOR LEAGUE PARKS

AL	W-L-S	ERA	G	IP	ER	Yankee Stadium	4-4-3	5.61	18	59.1	37
						NL	W-L-S	ERA	G	IP	ER
Angel Stadium	23-24-2	3.54	66	376.0	148	AT&T Park	0-1-0	2.57	1	7.0	2
Camden Yards	7-1-5	3.87	18	76.2	33	Busch Stadium I	0-1-0	6.00	1	6.0	4
Comerica Park	1-0-3	0.00	4	11.0	0	Chase Field	0-2-0	15.00	3	6.0	10
Fenway Park	4-3-2	4.30	21	58.2	28	Dodger Stadium	1-0-0	2.00	1	9.0	2
Jacobs Field	2-1-2	4.50	8	26.0	13	Dolphin Stadium	1-0-0	2.00	1	9.0	2
Kauffman Stadium	4-1-2	3.06	13	50.0	17	Great American Ballpark	1-0-0	1.80	2	15.0	3
Kingdome	1-0-0	10.29	3	7.0	8	H. Bithorn Stadium, P.R.	0-0-0	0.00	1	0.2	0
McAfee Coliseum	4-2-1	3.40	14	55.2	21	Minute Maid Park	0-1-0	6.35	1	5.2	4
Metrodome	3-3-1	5.35	8	35.1	21	Olympic Stadium	0-1-0	10.29	4	7.0	8
Rangers Ballpark	2-3-1	3.09	13	46.2	4	Shea Stadium	0-0-0	3.00	2	3.0	1
Rogers Centre	32-28-32	4.09	160	466.2	212	Turner Field	0-0-0	8.31	1	4.1	4
Safeco Field	2-4-1	4.13	12	56.2	26	Veterans Stadium	1-1-0	3.38	4	8.0	3
Tiger Stadium	2-0-1	4.63	3	11.2	6						
Tropicana Field	3-5-2	7.15	15	45.1	36						
U.S. Cellular Field	3-4-1	5.98	12	40.2	27						

WORLD BASEBALL CLASSIC TOTALS

Year	Club	W-L	ERA	G	GS	CG	SHO	SV	IP	H	R	ER	BB	SO
2006	Venezuela	1-1	0.00	2	1	0	0	0	7.2	3	1	0	5	5

DIVISION SERIES TOTALS

Year	Club, Opp.	W-L	ERA	G	GS	CG	SHO	SV	IP	H	R	ER	BB	SO
2004	Ana., Bos.	0-0	8.10	1	1	0	0	0	3.1	5	5	3	5	4
2005	LAA, NYY	1-0	1.29	4	0	0	0	0	7	2	1	1	5	5
2007	LAA, Bos.	0-0	5.40	1	1	0	0	0	5	4	3	3	5-1	5
Totals		1-0	5.28	6	2	0	0	0	15.1	11	9	7	15-1	14

LEAGUE CHAMPIONSHIP SERIES TOTALS

Year	Club, Opp.	W-L	ERA	G	GS	CG	SHO	SV	IP	H	R	ER	BB	SO
2005	LAA, CWS	0-2	2.08	2	0	0	0	0	4.1	4	3	1	2	10

MAJOR LEAGUE HITTING TOTALS

AVG	AB	H	HR	RBI
.111	27	3	0	1

CAREER FIELDING

POS	PCT	G	PO	A	E	TC	DP
P	.964	410	82	131	8	221	12

ESCOBAR'S BESTS

Season	Game
Wins	18 — 2007
ERA	2.90 — 1997
IP	208.1 — 2004
SO	191 — 2004
SV	38 — 2002
SO	14 — 6-12-07 at Cin.
IP	9 — 8 times; last, 6-5-07 vs. Min.
Low Hit	3 — 6-5-07 vs. Min.
Win Streak	5 — June 5-July 19, 2007



40-MAN ROSTER

2009 ANGELS INFORMATION GUIDE

TERRY EVANS

64

OUTFIELDER

BATS: Right THROWS: Right HT.: 6-3 WT.: 205

OPENING DAY AGE: 27 BORN: Jan. 19, 1982
 BIRTHPLACE: Dublin, GA RESIDES: Woodstock, GA
 MARRIED: Tanner Cochran, Dec. 8, 2007
 CHILDREN: Asher
 ACQUIRED: From St. Louis in exchange for RHP Jeff Weaver, July 5, 2006
 SIGNED THRU: 2009 M.L. SERVICE: 26 days



2008 SEASON:

■ Limited to 46 games at triple-A **Salt Lake** due to a right shoulder strain...Opened campaign at Salt Lake after 22 Cactus League games during Spring Training with Angels (.222, 2 HR, 6 RBI)...Had two walk-off hits with Bees (home run in 11th inn. April 17 vs. Las Vegas and RBI single in 10th inn. April 26 vs. Fresno)...Placed on DL with right shoulder injury on May 21...Made four rehab appearances with rookie level Angels in Arizona League before being activated, Aug. 12.

MINOR LEAGUE SUMMARY:

- Spent majority of 2007 season with triple-A **Salt Lake** and was named to the PCL All-Star team...Batted a career-best .316 (150/475) with 70 runs scored, 40 doubles, four triples, 15 home runs, 75 RBI and 24 stolen bases in 120 games with Bees...Led team in hits, doubles, total bases (243) and stolen bases (24)...Named Angels' organizational defensive player of the month for July...Committed just one error in 112 games in outfield...Originally recalled by Angels June 17...Made first career start June 20 (RF) vs. Houston and slammed HR for first Major League hit in 2nd inning...Became 4th Angel whose first hit was a HR...Made Major League debut June 17 at LAD...Entered game as pinch-hitter (0/1, 1 SO) and remained in game as right fielder...Optioned to Salt Lake June 22...Recalled from Salt Lake Sept. 11...Made second start of season Sept. 16 at CWS (RF; 0/3).
- In 2006, enjoyed career season with two different organizations (Angels and Cardinals) and three different minor league teams (**Palm Beach**, **Springfield** and **Arkansas**)...All told, combined to hit .309 (155/501) with 23 doubles, three triples, 33 home runs, 87 RBI and 37 stolen bases...One of few minor leaguers to post "30-30" numbers...Set career bests in all major offensive categories...Opened season in Cards' system with single-A **Palm Beach**...Hit .360 (36/100) in April with seven home runs and 22 RBI in 24 games...Posted three multi-HR games and five games with at least three RBI, including a seven RBI effort April 11 at Brevard County...Named to 2006 Florida State League All Star East team...Hit safely in 19 of last 22 games before promotion to double-A **Springfield**...Connected for four home runs in first three games with Springfield, including consecutive two-HR efforts, June 10-11 vs. Arkansas (a team he would end the season with)...In June 11th contest, logged his second seven RBI game of season...Totaled seven home runs and 20 RBI in 20 games with Springfield...Acquired by Angels' in exchange for Jeff Weaver on July 5 and assigned to double-A **Arkansas**...Had immediate impact with Travelers, connecting for five home runs in first 10 games...Logged five home runs in a six-game span (July 29-August 5)...Named *Baseball America* second team minor league All Star in 2006.
- In 2005, spent campaign with **Palm Beach**...Struggled with career-low .221 clip (85/385) in 114 games...Batted .447 (17/38) over a 10-game stretch (May 13-25)...Logged four hits, May 25 at Sarasota.
- In 2004, spent majority of season with single-A **Peoria** batting .222 (81/365) with 13 home runs and 59 RBI in 101 games...Promoted to **Palm Beach** for 19 games...Combined total of 66 RBI ranked sixth most among Cards' minor leaguers...Combined total of 15 home runs established career-high (a total surpassed in 2006 - 33).
- In 2003, spent campaign with **Peoria** and hit .246 (94/382) with 10 home runs and 41 RBI in 104 games.
- In 2002, spent first professional season with Rookie-level **Johnson City**...Amongst Appalachian League leaders, ranked fifth in total bases (113), first in extra-base hits (31) and first in doubles (22).

PERSONAL/MISC:

- Michael Terry Evans.
- Attended Trinity Christian High School (Dublin, GA) and Middle Georgia College (Cochran, GA).
- Originally signed by Roger Smith (Cardinals).

EVANS' LIFETIME PLAYING RECORD

Year	Club	AVG	G	AB	R	H	2B	3B	HR	RBI	SH	SF	HBP	BB	IBB	SO	SB	CS	GDP	SLG	OBP	E
2002	Johnson City	.287	60	230	42	66	*22	2	7	41	0	2	0	29	1	67	17	4	5	.491	.364	3
2003	Peoria	.246	104	382	35	94	28	1	10	41	4	2	3	19	0	86	13	6	8	.403	.286	3
2004	Peoria	.222	101	365	48	81	21	1	13	59	1	1	7	35	1	105	8	3	7	.392	.301	3
	Palm Beach	.224	19	58	7	13	4	0	2	7	0	1	1	4	0	16	1	0	0	.397	.281	2
2005	Peoria	.221	114	385	34	85	16	1	8	47	1	3	7	29	1	110	12	6	5	.330	.285	8
2006	Palm Beach	.311	60	238	43	74	10	1	15	45	0	1	4	20	0	50	21	1	6	.550	.373	1
	Springfield	.307	21	75	13	23	4	0	7	20	0	1	5	3	0	21	5	1	0	.640	.369	0
	Arkansas	.309	52	188	48	58	9	2	11	22	0	1	6	18	1	56	11	6	4	.553	.385	1
2007	Salt Lake	.316	120	475	70	150	40	4	15	75	2	2	2	26	1	119	24	9	6	.512	.352	1
	LAA	.091	8	11	3	1	0	0	1	2	0	0	0	2	0	4	0	0	1	.364	.231	0
2008	Salt Lake	.270	46	174	31	47	12	0	4	21	0	4	2	20	1	60	6	5	4	.408	.345	2
	AZL Angels	.417	4	12	5	5	2	0	1	2	0	0	0	2	0	2	0	0	0	.833	.500	0
Minor Totals		.270	701	2582	376	696	168	12	93	380	8	18	37	205	6	692	118	41	45	.452	.330	19

* led or tied for league lead



CHONE FIGGINS



INFIELDER

BATS: Switch THROWS: Right HT: 5-8 WT: 180

OPENING DAY AGE: 31

BORN: Jan. 22, 1978

BIRTHPLACE: Leary, GA

RESIDES: Seffner, FL

ACQUIRED: From Colorado Rockies in exchange for

OF Kimera Bartee, July 13, 2001

SIGNED THRU: 2009

M.L. SERVICE: 5 yrs., 145 days



2008 SEASON:

- Limited to 116 games with Angels due to two DL stints for strained right hamstring...Batted .276 (125/453) with one home run and 22 RBI...Logged team-best 34 stolen bases to rank sixth in AL...Reached 30 stolen bases for the fifth straight season, one of only four current players to do so (Ichiro Suzuki, Jimmy Rollins & Juan Pierre)...Had three walk-off RBI, the most in a season for an Angel since Troy Glaus did it four times in 2002...Collected walk-off single Sept. 14 vs. Seattle (sixth in career)...Also had walk-off RBI single in 9th inning Aug. 10 and walk-off walk with two outs in 9th inning Aug. 4 vs. Baltimore...Connected for lone HR of season Sept. 6 at CWS - his first since Aug. 18, 2007 at Boston...Tied career-high with three stolen bases Sept. 2 at Detroit (4th time)...Went 4-for-5 Aug. 3 at New York after putting up the same numbers July 31 in same series...Was first visiting player with a pair of four-hit games in a series at Yankee Stadium since Wade Boggs did it for Boston in June 1989...Placed on bereavement list July 12 and was reinstated July 16 (father Charles suffered a mild stroke).

Figgins Fact

Chone Figgins reached 30 stolen bases for the fifth straight season, one of only four current players with five-or-more seasons with at least 30 stolen bases (Ichiro, Jimmy Rollins & Juan Pierre).

CAREER HIGHLIGHTS:

- Angels' all-time stolen base leader with 238...His 223 stolen bases since the start of the 2004 season are second most in AL to Carl Crawford (238)...Just third player to record fifty-plus stolen bases in a season twice as an Angel (Gary Pettis; 1985-86 and Luis Polonia; 1992-93)...In 2005, selected as Co-MVP with Bartolo Colon by teammates...Tallied MLB-best 62 stolen bases and logged 186 hits to break club record for switch-hitter...Was first Angel with 100 runs and 50 stolen bases in same season...First player in club history with at least 30 stolen bases in five consecutive seasons (2004-08)...Became fifth Angel (sixth time) to hit for cycle, Sept. 16, 2006 at Texas...Set Angels' club record and ranked second in ML with 17 triples in 2004...Hit safely in last nine games of 2004 (.410, 16/39), stretch in which Angels went 7-2 to erase 3.0 game deficit and win AL West...Went 5-for-6 with a triple, grand slam HR and six RBI, May 14, 2004 at Balt...HR was first of career, becoming second Angel whose first HR was a grand slam (Buck Rodgers, Sept. 29, 1961 vs. Clev).

POST-SEASON EXPERIENCE:

- In 2008 DS vs. Red Sox, batted leadoff each game and played third base...Was one of Angels' top performers as he batted .333 (7/21) with a team-best 10 total bases...In 2007, hit safely in all three games of Division Series loss to Boston...Hit .231 (3/13) with two doubles and one RBI in series...In 2005, struggled in each round of playoffs, hitting .143 (3/21) in DS vs. NYY and .118 (2/17) in ALCS vs. CWS...Tallied two of three hits in DS in Game 2 at Yankee Stadium in Angels' 11-7 win...His RBI triple in 6th frame proved to be GW RBI...In 2004, started each game of ALDS vs. Boston hitting leadoff...Hit .143 (2/14) in series (1 HBP, 5 SO, 1 SB) and committed two errors...In 2002, served as pinch-running specialist appearing in six of Angels' 16 post-season games, scoring four runs and going one-for-two (double) at the plate during ALCS.

MAJOR LEAGUE SUMMARY:

- In 2007, set a career-high with a .330 average (146/442), tied with Tim Lincecum (1995) for 5th highest in a season by an Angel...The .330 clip ranked 6th in AL...Was Majors' top hitter from May 31 through end of season, batting .381 (134/352)...Had 42 multi-hit games in his last 88 contests...Led AL batting .404 (74/183) at home...Batted .348 (32/92) with RISP...Tied career-high with three stolen bases (July 15 vs. Texas) to pass Gary Pettis as Angels' all-time stolen base leader (187)...Ranked 3rd in AL with 41 stolen bases...Posted 40 stolen bases for third consecutive season...Missed 14-games (8/22-9/6) with a sprain and bone bruise in left wrist...Also missed first month of season due to fractured index and middle fingers of his right hand suffered in Spring Training...Hit career-best .461 (53/115) in June...Entered month of June batting .160 (15/94) and raised average to .325 by month's end...His 53 hits in June set a new club record for a month (previously Darin Erstad with 48 hits in April, 2000) and his .461 clip for June tied Bengie Molina (May 2000) for best batting average in any month...He is one of only three players (Ichiro Suzuki, Randy Winn & Albert Pujols) in last five seasons to post 50 hits in a month...Posted 88 hits in 50-game stretch, May 31-July 29, most hits by an Angel in that span in club history...Went 6-for-6 June 18 vs. Houston, first player in MLB to go 6-for-6 with a walk-off hit since Jim Northrup with Tigers on Aug. 18, 1969 (2-run HR in 13th)...His six hits tied an AL record for a 9-inning game and Angels' club record set by Garret Anderson...Posted career-best 14-game hitting streak (May 31 - June 15)...Batted .452 (28/62) during streak...Tied club record with four walks July 23 vs. Oakland (9-inning game).



40-MAN ROSTER

2009 ANGELS INFORMATION GUIDE

PUT ME IN COACH

Figgins' career	
starts by position...	
3B	361
CF	213
2B	83
LF	24
RF	22
SS	17

- In **2006**, established career bests in home runs (9) and RBI (62) but batted a career low (.267) with Angels...Finished 2nd in AL with 52 stolen bases...Became fifth Angel (sixth feat) to hit for cycle, Sept. 16 at Texas...Is 20th switch-hitter (10th in AL) to accomplish feat in ML history and second Angel to do so (Jeff DaVanon)...Connected for inside-the-park HR leading off 8th inn. Sept. 29 vs. Oakland...Became first player in club history to post an inside-the-park HR and hit for the cycle in the same season...Figgins, Jose Reyes (NYM) and Juan Pierre (CHC) were only players with at least 50 stolen bases in two consecutive seasons (2005-06)...Became third player to record 50+ stolen bases twice as an Angel (Gary Pettis; 1985-86 and Luis Polonia; 1992-93)...Just third Angel with three straight seasons of 30-or-more stolen bases, joining Pettis (1984-86) and Polonia (1991-93)...Stole career-best three bases June 2 at Cleveland...Hit walk-off single in 11th inning, Sept. 12 vs. Chicago, 2nd walk-off hit for him in 2006 (also 8/20 vs. Seattle)...Started at five different positions (2B, 3B, RF, LF, CF)...Scored a run in nine straight games, April 21-30...Connected for second leadoff HR of season and fifth of career, Aug. 13 at NYY...321 on-base pct. as leadoff hitter ranked lowest in Majors (min. 400 PA)...Batted cleanup Sept. 30 for first time in career...Was 5-for-9 with 15 RBI with bases loaded...Tied Angels' club record with two hits in an inning July 26 at TB (2nd inn.)...On roster with 26 other MLB players for 10th All-Star Series in Japan during month of November...Signed three-year contract through 2008 on Jan. 14, 2006.
- In **2005**, was selected as Co-MVP with Bartolo Colon by teammates (Gene Autry Trophy)...Tallied 62 stolen bases, 2nd most in Angels' single-season and most in Majors...Second Angel to lead league in SBs (Mickey Rivers, 70 in 1975)...Stole 17 bases in his final 29 games...Posted 10 multi-SB games on season...Collected two hits (185), Oct. 1 at Texas to break club record for switch-hitter in a season (184 - Johnny Ray, 1988)...Set career bests in runs (113), hits (186), doubles (25), home runs (8) and SBs (62)...6th in AL in runs and 10th in hits...Registered four hit streaks of at least 10 games, including two 13-game streaks to tie career-high...Led club with 52 multi-hit games...Connected for 3rd career leadoff HR (3rd in 2005) Sept. 11 at CWS...Committed just three errors last 100 games (at six different positions)...First Angel with 100 runs and 50 stolen bases in same season...Started at six different positions (48 - 3B, 45 - CF, 36 - 2B, 13 - LF, 7 - RF, 1 - SS) and played two positions in a game 24 times...One of only three players in ML to start at six different positions in 2005 (Luis Gonzalez - COL and Chris Woodward - NYM)...Has led off game with triple six times in career, doing so in consecutive games (5/26-27), first time in Angels history lead-off triple in consecutive games (took 45 seasons and 7046 games to occur).
- In **2004**, spent first full season in majors...Hit safely in last nine games of season (.410, 16/39), stretch in which Angels went 7-2 to erase three-game deficit and win AL West...Posted six multi-hit efforts and eight runs in the span...Tallied 30th stolen base of season, Sept. 18 vs. Texas, first Angel with as many SBs since 1993...Collected 14th triple of season, Aug. 10 vs. Baltimore, to set Angels' single-season record...Finished second in majors with 17 triples...In 26 starts in leadoff spot, batted .330 (.38/.115)...Angels were 13-4 when he tripled and 47-17 when he scored a run...Started at six different positions: shortstop (9), third base (81), centerfield (36), left field (1), right field (1) and second base (14)...He and Jolbert Cabrera of Seattle were only players in majors to do so...Made one start through Angels' first 15 games - started 141 of last 145 games...Played two positions in a game 33 times...3rd in AL with 34 stolen bases (47 attempts) and posted seven multi-SB games...Stole third base 10 times (2nd most in AL)...Finished 5-for-6 with two runs scored, a triple, grand slam home run and six RBI, May 14 at Baltimore...Five hits and six RBI marked career-highs...HR was first of career, becoming second player in 2004 to collect grand slam as first ML HR (Brian Dalimore for San Francisco, April 30) and second Angel to ever accomplish feat (Buck Rodgers, Sept. 29, 1961 vs. Cleveland)...Hit safely in career-best 13 consecutive games, June 1-15.
- In **2003**, split season between triple-A Salt Lake and Angels...In three stints with Angels, batted .296 (71/240) with 34 runs scored, nine doubles, four triples, 27 RBI and 13 stolen bases...Hit safely in 19 of last 25 games...Batted .412 (.21/.51) with RISP...Finished month of August with .392 (31/79) average, highest in major leagues for month...Angels were 20-9 when he scored a run...Made 58 starts with Angels (38 at CF, 12 at 2B, 6 at SS, 1 at LF and 1 at DH)...Had never appeared in outfield in ML prior to 2003...Hit .312 (89/285) with 55 runs, 14 doubles, 15 triples, 4 HR, 30 RBI and 16 SBs in 68 games with Salt Lake...15 triples at Salt Lake led Pacific Coast League and were the third most ever by an Angels' triple-A player.
- In **2002**, had contract selected from Salt Lake, Aug. 22, and appeared as pinch-runner in 10 of 15 games with Angels (scoring two game-winning runs, one go-ahead run)...Made first major league start (second base), Sept. 15 vs. Texas, collecting first ML hit and RBI (single off Aaron Myette)...Made Major League debut, Aug. 25 at Boston as pinch-runner and scored game-winning run in 8th inning...After conclusion of post-season, played for Scottsdale Scorpions of Arizona Fall League.

MINOR LEAGUE SUMMARY:

- In **2002**, began sixth professional season at Salt Lake...Batted .305 (156/511) in 125 games...Tabbed by *Baseball America* as Best Baserunner and Fastest Baserunner of Pacific Coast League...At time of promotion (Aug. 22), was leading Pacific Coast League with 18 triples, 100 runs scored and 39 stolen bases...Also ranked fourth in hits (156)...Triples and stolen base marks set new franchise records...Had 20-game hit streak, June 6-26, batting .383 (31/81)...Also reached base in 22-straight games, June 6-28...Named organization's Player of the Month for July after batting .340 (35/103) with 24 runs, three doubles, five triples, one home run, 18 RBI and nine stolen bases in 25 games.
- In **2001**, began season with double-A Carolina (Rockies), batting .220 (73/332) in 86 games for Mudcats...Acquired by Anaheim in exchange for OF Kimeria Barteel, July 13, 2001, and assigned to double-A Arkansas...Posted .268 (37/138) average in 39 games for Travelers.
- In **2000**, played with Salem and led Carolina League in triples (14), runs (92) and ranked second in hits (145) and at-bats (522), third in stolen bases (37) and games (134) and eighth in average (.278)...Named to Carolina League All-Star team...Selected Carolina League Player of Week (June 15-21) after hitting .500 with two doubles, five steals and five RBI...Hit three triples in game, June 7, 2000.
- In **1999**, set then career-highs in games, at-bats, runs, hits, doubles, sac-hits, walks and strikeouts.
- In **1998**, ranked fifth in Northwest League in stolen bases (25)...Selected to Northwest League All-Star team at shortstop.
- In professional debut in **1997**, led Arizona League in triples (6) and ranked third in stolen bases (30) and fourth in games (54).

PERSONAL/MISC:

- Desmond DeChone (Chone) Figgins (first name is pronounced 'SHAWN').
- Honored with 2005 Cool Papa Bell Award by the Negro Leagues Baseball Museum for leading Majors in stolen bases.
- Takes part in numerous Angels community functions and youth baseball clinics.
- Attended Brandon (FL) High School, where he was third-team High School All-American as 1997 senior and first team All-Conference as both a junior and senior...Named second team All-Conference as sophomore and voted team MVP in 1996.
- In January 2003, participated in Major League Baseball's Rookie Career Development seminar that occurs each off-season in Virginia...Had the opportunity to visit the White House.
- Originally signed by Rockies' scout Pat Jones.

FIGGINS' LIFETIME PLAYING RECORD

Year	Club	AVG	G	AB	R	H	2B	3B	HR	RBI	SH	SF	BHP	BB	IBB	SO	SB	CS	GDP	SLG	OBP	F
1997	— Rockies (ASL)	.280	54	214	41	60	5	6*	1	23	0	2	3	35	0	51	30	13	2	.374	.386	40
1998	— Portland	.283	69	269	41	76	9	3	1	26	6	1	2	24	0	56	25	4	3	.349	.345	16
1999	— Salem	.239	123	444	65	106	12	3	0	22	14	2	3	41	0	86	27	13	5	.279	.306	45
2000	— Salem	.278	134	522	92*	145	26	14*	3	48	6	5	1	67	0	107	37	19	7	.398	.358	28
2001	— Carolina	.220	86	332	41	73	14	5	2	25	6	2	2	40	2	73	27	8	0	.310	.306	16
	— Arkansas	.268	39	138	21	37	12	2	0	12	3	3	0	14	0	26	7	2	0	.384	.329	10
2002	— Salt Lake	.305	125	511	100	156	25	18*	7	62	6	10	0	53	1	83	39	8	0	.466	.364	23
	— Anaheim	.167	15	12	6	2	1	0	0	1	0	0	0	0	0	5	2	1	1	.250	.167	1
2003	— Salt Lake	.312	68	285	55	89	14	15	4	30	2	2	3	29	1	36	16	6	4	.509	.379	17
	— Anaheim	.296	71	240	34	71	9	4	0	27	6	4	0	20	0	38	13	7	1	.367	.345	3
2004	— Anaheim	.296	148	577	83	171	22	17	5	60	10	2	0	49	0	94	34	13	6	.419	.350	15
2005	— LAA	.290	158	642	113	186	25	10	8	57	9	5	0	64	1	101	62*	17	9	.397	.352	10
2006	— LAA	.267	155	604	93	161	23	8	9	62	5	7	2	65	1	100	52	16	6	.376	.336	16
2007	— LAA	.330	115	442	81	146	24	6	3	58	2	8	0	51	0	81	41	12	7	.432	.393	14
	— Salt Lake (i)	.357	4	14	3	5	1	0	0	1	0	0	0	1	0	0	0	1	0	.429	.400	1
2008	— LAA	.276	116	453	72	125	14	1	1	22	2	0	3	62	3	80	34	13	7	.318	.367	6
	— Salt Lake (l)	.200	3	10	2	2	0	0	0	0	0	0	0	2	0	3	0	0	0	.200	.333	0
Major Totals		.290	778	2970	482	862	118	46	26	287	34	26	5	311	5	499	238	79	37	.387	.356	65
Minor Totals		.273	705	2739	412	749	118	66	18	249	43	27	14	306	4	521	208	74	21	.385	.346	196

Originally selected by Colorado Rockies in 4th round of June, 1997 free agent draft.

- * led or tied for league lead
- (1) rehab assignment

Disabling Injuries: 2008 — Strained right hamstring; disabled May 11 (retro to 5/4) - May 20
Strained right hamstring; disabled May 30 (retro to 5/22) - June 12
2007 — Fractured index and middle fingers right hand; disabled March 31 (retro to 3/23) - April 29

2008

CAREER

2008

CAREER

	AVG	AB	H	HR	RBI	AVG	AB	H	HR	RBI	AVG	AB	H	HR	RBI	AVG	AB	H	HR	RBI	
Angels	—	—	—	—	—	—	—	—	—	—	—	—	—	—	—	—	—	—	—	—	—
Baltimore	.179	28	5	0	1	.317	167	53	2	25	April	.306	108	33	0	6	.296	372	110	4	34
Boston	.306	36	11	0	2	.317	164	52	3	23	May	.250	12	3	0	0	.234	428	100	2	32
Chicago	.200	15	3	1	1	.271	166	45	3	22	June	.267	60	16	0	2	.325	496	161	6	48
Cleveland	.263	38	10	0	0	.322	152	49	3	13	July	.269	93	25	0	4	.303	518	157	2	47
Detroit	.150	29	3	0	2	.271	170	46	1	24	Aug.	.277	112	31	0	6	.290	600	174	5	64
Kansas City	.333	9	3	0	0	.280	157	44	0	14	Sept.	.234	64	15	1	3	.282	536	151	7	61
Minnesota	.375	32	12	2	2	.340	197	67	2	21	Home	.281	224	63	0	9	.298	1409	420	8	132
NY Yankees	.271	35	13	0	4	.326	184	60	2	21	Road	.271	229	62	1	13	.283	1561	442	18	155
Oakland	.243	37	9	0	2	.300	310	93	2	22	Day	.285	123	35	0	9	.272	875	238	7	80
Seattle	.298	57	17	0	3	.260	334	87	2	20	Night	.273	330	90	1	13	.298	2095	624	19	207
Tampa Bay	.167	12	2	0	1	.252	143	36	1	11	Grass	.275	422	116	1	20	.291	2698	786	24	261
Texas	.258	62	16	0	2	.267	348	93	3	27	Turf	.290	31	9	0	2	.279	272	76	2	26
Toronto	.375	16	6	0	0	.254	134	34	1	12	Pre-ASG	.275	222	61	0	11	.285	1495	426	13	134
Arizona	—	—	—	—	—	.308	13	4	0	2	Post-ASG	.277	231	64	1	11	.296	1475	436	13	153
Atlanta	.300	10	3	0	0	.333	24	8	0	3	Vs. LHP	.272	125	34	0	8	.271	871	236	6	79
Chicago	—	—	—	—	—	.333	15	5	0	0	Vs. RHP	.277	328	91	1	14	.298	2099	626	20	208
Cincinnati	—	—	—	—	—	.385	13	5	0	1	RISP	.258	89	23	0	20	.308	656	202	6	249
Colorado	—	—	—	—	—	.250	8	2	0	1	Bases Loaded	.143	7	1	0	3	.333	48	16	1	54
Florida	—	—	—	—	—	.462	13	6	1	2	Pinch-hitting	.000	1	0	0	0	.273	11	3	0	0
Houston	—	—	—	—	—	.577	26	15	0	4	DH	.250	8	2	0	1	.268	15	56	0	4
Los Angeles	.000	5	0	0	0	.222	90	20	0	8											
Milwaukee	—	—	—	—	—	.286	14	4	0	0											
Washington	.154	13	2	0	0	.174	23	4	0	2											
New York	.308	13	4	0	1	.174	23	4	0	1											
Philadelphia	.400	15	6	0	1	.400	15	6	0	1											
Pittsburgh	—	—	—	—	—	.296	27	8	0	3											
St. Louis	—	—	—	—	—	.471	17	8	0	3											
San Diego	—	—	—	—	—	.250	12	3	0	1											
San Francisco	—	—	—	—	—	.091	11	1	0	0											



40-MAN ROSTER

2009 ANGELS INFORMATION GUIDE

CAREER BATTING AT MAJOR LEAGUE PARKS

AL	AVG	AB	H	HR	RBI	NL	AVG	AB	H	HR	RBI
Angel Stadium	.298	1409	420	8	132	AT&T Park	.091	11	1	0	0
Camden Yards	.369	84	31	2	18	Busch Stadium	.471	17	8	0	3
Comerica Park	.233	90	21	0	11	Chase Field	.308	13	4	0	2
Fenway Park	.287	87	25	3	12	Citizens Bank Park	.400	15	6	0	1
Kauffman Stadium	.254	67	17	0	5	Dodger Stadium	.250	56	14	0	7
McAfee Coliseum	.306	157	48	1	9	Great American Ballpark	.385	13	5	0	1
Metrodome	.345	110	38	1	14	H. Bithorn Stadium, P.R.	.000	2	0	0	0
Progressive Field	.350	60	21	1	3	Minute Maid Park	.385	13	5	0	0
Rangers Ballpark	.247	190	47	2	17	Nationals Park	.154	13	2	0	0
Rogers Centre	.228	79	18	0	5	PNC Park	.214	14	3	0	2
Safeco Field	.253	158	40	2	12	Shea Stadium	.000	10	0	0	0
Tropicana Field	.247	81	20	1	7	Turner Field	.357	14	5	0	3
U.S. Cellular Field	.260	96	25	3	12						
Yankee Stadium	.342	111	38	2	11						

CAREER GRAND SLAMS (1)

May 14, 2004 at Baltimore

DIVISION SERIES TOTALS

Year	Club, Opp	AVG	G	AB	R	H	2B	3B	HR	RBI	SH	SF	HBP	BB	IBB	SO	SB	CS	GDP	SLG	OBP	E
2002—Ana., NYY		.000	1	0	1	0	0	0	0	0	0	0	0	0	0	0	0	0	0	.000	.000	0
2004—Ana., Bos.		.143	3	14	0	2	0	0	0	0	0	0	0	1	0	0	5	1	0	.143	.200	2
2005—LAA, NYY		.143	5	21	2	3	1	1	0	2	0	0	0	1	0	8	0	1	1	.286	.182	0
2007—LAA, Bos.		.231	3	13	1	3	2	0	0	1	0	0	0	0	0	4	0	0	0	.385	.231	0
2008—LAA, Bos.		.333	4	21	2	7	1	1	0	1	0	0	0	0	0	6	1	0	0	.476	.333	1
Totals		.217	16	69	6	15	4	2	0	4	0	0	1	1	0	23	3	1	1	.333	.239	3

LEAGUE CHAMPIONSHIP SERIES TOTALS

Year	Club, Opp	AVG	G	AB	R	H	2B	3B	HR	RBI	SH	SF	HBP	BB	IBB	SO	SB	CS	GDP	SLG	OBP	E
2002—Ana., Min.		1.000	3	1	2	1	0	0	0	0	0	0	0	0	0	0	0	0	0	1.000	1.000	0
2005—LAA, CWS		.118	5	17	1	2	1	0	0	1	2	0	0	1	0	3	1	0	0	.176	.167	1
Totals		.167	8	18	3	3	1	0	0	1	2	0	0	1	0	3	1	0	0	.222	.211	1

WORLD SERIES TOTALS

Year	Club, Opp	AVG	G	AB	R	H	2B	3B	HR	RBI	SH	SF	HBP	BB	IBB	SO	SB	CS	GDP	SLG	OBP	E
2002—Ana., SF		.000	2	0	1	0	0	0	0	0	0	0	0	0	0	0	0	0	0	0	0	0

CAREER FIELDING

POS	PCT	G	PO	A	E	TC	DP
OF	.988	299	665	14	8	687	4
3B	.953	386	249	624	43	916	51
2B	.975	111	152	233	10	395	47
SS	.952	27	32	47	4	83	10

FIGGINS' BESTS

	Season	Game
AVG	.330 — 2007	H 6 — 6-18-07 vs. Hou.
H	186 — 2005	HR 1 — 26 times, last, 9-6-08 at CWS
HR	9 — 2006	RBI 6 — 5-14-04 at Bal.
RBI	62 — 2006	SB 3 — 4 times; last, 9-2-08 at Detroit
SB	62 — 2005	Hit Streak 14 — May 31-June 15, 2007

BRIAN FUENTES

40 LEFT-HANDED PITCHER
 BATS: Left THROWS: Left HT.: 6-4 WT.: 230

 OPENING DAY AGE: 33 BORN: Aug. 9, 1975
 BIRTHPLACE: Merced, CA RESIDES: Merced, CA
 MARRIED: Barbara Castellano, Oct. 26, 2002
 CHILDREN: Giovanni, Benicio & Gabriella (twins), Farrah
 ACQUIRED: Signed as Major League free agent, Dec. 31, 2008.
 SIGNED THRU: 2010 M.L. SERVICE: 6 yrs., 125 days


2008 SEASON:

- Reemerged as **Rockies** closer and went 1-5 with 30 saves and a 2.73 ERA (62.2 IP - 19 ER)...His 2.73 ERA ranked 13th among NL relievers while his save total was T-6th in the NL...Recorded his second career 30-save season as he became the only Rockie with multiple 30-save seasons in franchise history...Finished the season as Rox all-time franchise leader in saves (115) and is only the 4th left-hander all-time to lead a franchise in saves, joining John Franco (NYM), Billy Wagner (HOU) and Dan Plesac (MIL)...Converted each of last 17 save opportunities...His save streak was the 2nd-longest active streak in the majors at the completion of the season, behind Brad Lidge's streak (41 saves)...Went 23-for-his-last 24 in save opportunities and was 30-for-34 in saves overall...His 88.2 save pct. was T-2nd (Trevor Hoffman) in the NL behind Lidge (100.0)...Struck out 54 of the final 118 batters he faced from July 3-end of the season...His strikeouts per 9 innings rate (15.85 K's/9 ip) led all MLB pitchers in that span (min. 20 ip)...Overall averaged 11.78 K's/9 inn. in 2008, the 3rd-best mark among NL relievers...Finished the season as the Rockies' all-time leader in strikeouts by a reliever (470) and 4th on the all-time franchise list in strikeouts...Retired 23 consecutive batters faced from 7/3-23, a new franchise record, before allowing a 2-out single to Kemp...Overall was uncrossed upon in 55 of 67 games... Allowed just 5 earned runs in the second half (1.75 ERA) after allowing 17 runs/14 earned prior to the All-Star break...Limited left-handed hitters to a .184 (9/49) opponent batting avg...Notched his 100th career save 7/17 vs. PIT, striking out the side...Recorded his 103rd career save 7/30 at PIT, becoming the Rockies' all-time franchise saves leader - passed Jose Jimenez (102 saves from 2000-03).

MOST SAVES IN
ROCKIES HISTORY

Brian Fuentes	115
Jose Jimenez	102
Bruce Ruffin	60

FUENTES

CAREER HIGHLIGHTS:

- A 3-time All-Star (2005-07)...Since 2005, his 111 saves rank 7th in the NL and 2nd among MLB left-handers in that span...The only Rockie with multiple 30-save seasons in franchise history...Entering 2009, he ranks T-3rd (B.J. Ryan) among active lefties with 115 career saves, behind Billy Wagner (385) and Eddie Guardado (187)... Only pitcher in Rockies history to be named to the National League All-Star roster multiple times...In 2005, became the first Colorado reliever to appear in the Mid-Summer Classic...Has limited lefties to a mark of .215 (99-460) throughout his career.

POST-SEASON EXPERIENCE:

- In 2007, used frequently throughout post-season by **Rockies**, appearing in 10 of 11 contests and going 1-0 with a 6.52 ERA (9.2 IP - 7 ER)...Registered at least one strikeout over his first 8 games...Did not allow a run over his first 6 contests, but was charged with 7 runs in 4.1 innings over his next 4 outings...Appeared in all 4 LCS contests vs. Arizona...Did not allow a run in his first 3 games, but gave up a 3-run home run to Chris Snyder in his final appearance on Oct. 15...Made 3 outings during the Fall Classic and combined to allow 4 runs in 3.2 frames...Made WS debut in Game 2 on Oct. 25 at Fenway Park, tossing 2.0 scoreless innings while allowing just one hit.

MAJOR LEAGUE SUMMARY:

- In 2007, started season as **Colorado's** closer, but by season's end was pitching primarily in the 8th inning... Went 3-5 with a 3.08 ERA (61.1 IP - 21 ER) in 64 relief appearances, converting 20 of 27 save opportunities... Named to the N.L. All-Star team for the 3rd straight season, but was replaced on the roster due to a mild lat strain...Ranked second among Rockies relievers with 56 strikeouts and third in relief ERA...Colorado went 45-19 when he appeared...Averaged 8.22 strikeouts per 9 innings and posted a 2.43 strikeout to walk ratio...Held opposing batters at a .206 (46-for-223) average against...Held lefties at .204 (11-for-54) and right-handers



40-MAN ROSTER

2009 ANGELS INFORMATION GUIDE

at .207 (35-for-169)...Compiled a 3-1 record with a 1.72 ERA (31.1 IP - 6 ER) in 32 outings at home, but went 0-4 with a 4.50 ERA (30 IP - 15 ER) in 32 appearances on the road...Posted a team-best 1.54 ERA (35 IP - 6 ER) in 35 games vs. the N.L. West...Retired 19 consecutive batters faced over a 7-game span from April 9-22 before one-out single by San Diego's Mike Cameron...Fell shy of club record, set by Tim Lincecum when he retired 22 straight batters faced from April 20-May 1, 2004...Recorded 11 May saves tying Trevor Hoffman for the major league lead and set a franchise record for any single month...Posted a 0.81 ERA (22.1 IP - 2 ER) in 23 games from April 29-June 21, lowering season figure from 4.09 to 1.89...Placed on the 15-day disabled list on July 13 with a mild strain of his left latissimus dorsi muscle (left lat)...Tossed 1.0 scoreless inning in a rehab assignment with Asheville on July 17 at Rome, but still experienced issues with the injury after the game and was not reinstated...Made two rehab appearances with Triple-A Colorado Springs on Aug. 10 and 12 vs. Tacoma...Reinstated on Aug. 14 and pitched 0.2 inning that night at San Diego, allowing one hit, one walk, and 2 strikeouts...Upon his return, lost the closer's role to Manny Corpas...After returning from the DL, posted a 1.52 ERA (23.2 IP - 4 ER) in his final 24 games to lower season mark from 4.06 to 3.08...Held opposition at a .159 (13-for-82) average during that span, allowing just 2 extra base hits.

■ In 2006 in his first full season as a closer with **Colorado**, posted his second consecutive 30-save campaign, ranking 8th in the league in that category...Went 3-4, 3.44 (65.1 IP -25 ER) in 66 relief appearances, converting 30 of 36 save opportunities...Became the first pitcher in franchise history with multiple 30-save seasons...Selected to the All-Star Game roster for the second consecutive season, making his first career All-Star appearance with a scoreless 6th inning on July 11 in Pittsburgh...Became just the 2nd Rockies pitcher to appear in the Midsummer Classic, joining Mike Hampton (2001)...Had 73 strikeouts, 78th-most among N.L. relievers...Opposing batters hit just .209 (50-for-239), 5th-lowest average among N.L. relievers...Had lowest relief ERA on staff...Averaged staff-best 10.06 strikeouts per 9 innings and had best strikeout to walk ratio among club's relievers (2.81)...Was a member of Team USA in the World Baseball Classic, posting 3 K's in 2.1 innings...Beginning July 22, had a 2.17 ERA (29 IP - 7 ER) over final 29 outings, converting 14 of 16 save chances...On June 20 vs. Oakland, combined with Jason Jennings and Tom Martin on the first one-hitter in Rockies franchise history...Earned 2nd win of the year July 2 at Seattle, tossing 1.2 scoreless innings in Rockies' 11-inning, 4-3 victory...Was selected to pitch for a team of MLB players touring Japan from November 2-8, making 2 appearances...Tossed shutout 9th inning to save MLB's 8-6 win on Nov. 4 in Tokyo...Blew save in final game Nov. 8 in Fukuoka, allowing one run on 3 hits in 0.2 inning.

■ In 2005, spent the season in the **Rockies'** bullpen, emerging as one of the National League's top closers after being moved to that role in mid-May...Was the team's lone All-Star representative...Was selected to the National League team in his first career appearance on an All-Star roster for the July 12 game in Detroit...Did not appear in the game, but became the first reliever in franchise history to be selected to the NL roster...Went 2-5 with a 2.91 ERA in 78 relief appearances...Finished the year with 31 saves, 9th-most in the NL...Was successful in 31 of 34 (91.2%) save opportunities, the highest single season success rate in franchise history (minimum 20 save chances)...Was also the 6th-best save percentage in the majors among qualifiers...Went 31 of 33 in save attempts after taking on closer's role in mid-May...Converted each of his final 17 save chances for the year beginning July 25, a single season franchise record...Led Rockies with 78 appearances, 74th-most in N.L., and posted lowest relief ERA among Rockies qualifiers...Had 91 strikeouts, the 2nd-highest total among N.L. relievers, trailing only Houston's Brad Lidge (103)...Averaged 11.02 strikeouts per 9 innings, 4th-best among N.L. relievers...Opposing batters hit just .218...Was 1-1, 1.26 in 34 games with a save opportunity...Established career highs in games and strikeouts...Lefties hit just .167 (12-for-72)...From May 1-July 9, his last outing prior to the All-Star break, compiled a 1.72 ERA over 31 appearances, dropping season figure from 4.66 to 2.41...Recorded first save on May 19 vs. San Francisco, his first since Sept. 21, 2003 vs. San Diego.

■ In 2004 with **Colorado**, missed 62 games with a strained back muscle and landed on the disabled list for the first time in his major league career, June 7-Aug. 15...When healthy, was used primarily in late situations, never making an appearance before the 7th inning...41 of his 47 appearances came in the 8th inning or beyond...Despite missing significant time, still accounted for 13 holds, 3rd-most on the team...Finished with the highest ERA (5.64) of his professional career but still had 48 K's in 44.2 innings...Retired 35 of 47 first batters faced (.745)...Made Colorado's Opening Day roster for the 2nd straight year and began the season by pitching scoreless baseball in 14 of his first 16 appearances, allowing just 17 baserunners while holding the opposition to a .183 average...Was especially tough on left-handed batters before the back injury, holding them to a .143 clip (4-for-28) throughout April and May...After a rehab stint at Colorado Springs (AAA) from Aug. 3-14, returned to the Rockies and made 4 appearances in his first week back.

■ In 2003, led **Rockies'** staff in ERA (2.75), opponents average (.231), relief innings (75.1) and tied Javier Lopez for the team lead in appearances (75)...Opposition hit just .205 off Fuentes with runners on base (27-for-132)...Had at least one strikeout in 52 of his 75 appearances, totaling 82 K's in 75.1 innings (9.8 per 9.0 IP)...Became team's most dependable late-inning reliever during 2nd half of the season, even assuming closer role at times...Beginning July 1, took the mound from 8th inning on in 34 of his final 39 appearances...Was 4-for-6 in save opportunities overall...Led Rockies with 19 relief holds...Posted a 2.40 ERA and 3 saves at Coors Field while allowing just 2 home runs...Was equally tough against right-handers and lefties, holding RHB to a .227 average and LHB to a .238 mark with only one home run...Held lefties homerless for 99 straight at-bats until

Sean Burroughs homered on Sept. 21 at Coors...Retired 51 of 75 first batters faced (.680) and stranded 76% of his inherited runners (31/41)...Named to his first Opening Day roster and was with club all season...Had at least one strikeout in 13 straight appearances from April 23-May 26, during which he posted 21 K's in 13.0 innings...After Jose Jimenez struggled in late June, manager Clint Hurdle named Fuentes and Justin Speier as the team's "co-closers" in late June...Notched his first major league save on July 2 vs. Arizona, rescuing Jimenez from a bases-loaded jam in a 6-2 Rockies win...Did not allow a run during the entire month of August, covering 13 games and 13.0 innings.

- In 2002, split time between triple-A **Colorado Springs** and **Rockies**...Got his 4th and final recall in late August, emerging as Colorado's top left-handed reliever down the stretch...From Aug. 23 to Sept. 26, yielded just 3 earned runs in 16.2 innings (1.62 ERA)...Was unscored upon in 18 of his last 22 appearances, allowing 7 runs in 22 IP (2.86 ERA)...for the year, he retired 20 of 31 first batters faced...Allowed only 5 of 16 inherited runners to score and all 5 came in bases-loaded situations...Limited righties to a .155 average but lefties hit .381...Opened season at **Colorado Springs**, appearing in 28 games before being recalled on May 29...After 3 games with Rockies, was optioned to Colorado Springs June 5...Recalled just 2 days later on June 7 to replace an injured Kent Mercker...Saw action in 4 interleague contests before again being optioned back to triple-A on June 18...Called up for 3rd time on July 5 and was sent down after 7 appearances, July 30...Recalled for 4th and final time Aug. 23 and was stellar the rest of the year...Posted an 8.0-inning scoreless streak, Sept. 17-22, covering 6 appearances with 12 K's...Tied a club record by recording 5 consecutive strikeouts on Sept. 21 vs. Arizona...it was the first 5-K game for Fuentes and most by a Colorado reliever in '02.
- In 2001 spent most of season at triple-A **Tacoma** with 2 stints at major league level **Seattle**...Made transition from starter to a reliever...Recalled from Tacoma May 31 and made his ML debut June 2 vs. Tampa Bay in relief (0.2 IP)...Made 3 more relief appearances, earning his first win on June 12 at Colorado...Optioned to Tacoma on June 15 and recalled June 23...After 6 more games with the Mariners, was optioned to Tacoma on July 20, where he remained for the rest of the year...Went on the Rainiers' DL with a left shoulder strain on Aug. 26 and was reinstated Sept. 17...At triple-A, had 70 K's in 52.0 innings (12.11 strikeouts per 9.0 IP).

MINOR LEAGUE SUMMARY:

- In 2000, remained at double-A **New Haven** for 2nd straight year...Led Eastern League starters with 9.80 strikeouts per 9.0 innings...Was 2nd in the league with 152 strikeouts...Ranked 3rd in losses (12) and 5th in walks (70)...Tossed a 2-hitter on Aug. 3 at Akron, his lone career complete game...Was 3-2 with a 2.39 ERA in 7 starts after the end of July (49 IP - 13 ER)...Helped the Ravens win Eastern League title, going 2-0 with a 2.45 ERA in a pair of postseason starts (11 IP, 8 H, 3 H, 3 ER, 4 BB, 17 K).
- Spent all of 1999 with **New Haven**...Recorded season-high 10 strikeouts on April 21 at Trenton (6 IP)...Won back-to-back starts, April 21 at Trenton and April 27 at New Britain...Was on disabled list, June 5-Aug. 21...Only relief appearance was first outing off the DL.
- In 1998, began the year on disabled list (April 2-20) with left shoulder tendinitis...Rebounded to start 22 games for single-A **Lancaster** with 2 relief appearances...Finished 2nd in Cal League in walks (81) and 3rd in strikeouts per 9.0 IP (10.56)...Had 12 K's in three separate starts, May 16 vs. High Desert, July 7 vs. Visalia and Aug. 19 vs. San Bernardino...Retired first 9 batters faced-5 by strikeout-on Aug. 8 at Rancho Cucamonga, finishing with 10 K's in 7.2 IP.
- Spent 1997 with **Wisconsin**, starting 22 games...Had 153 strikeouts in 118.2 innings...Beat Quad City 1-0 on July 28, posting 12 K's in 8 IP...Retired first 12 batters and had faced the minimum 20 hitters before allowing a single with 2 outs in the 7th inning (8 IP, 1 H, 12 K).
- Spent first pro season in 1996 with **Everett**...Recorded 26 strikeouts in 26.2 innings pitched.

PERSONAL/MISC:

- Brian Christopher Fuentes.
- Played for USA in inaugural World Baseball Classic in 2006.
- Given nickname 'Tito' by his high school baseball coach.
- A two-time all-league performer at Merced Junior College...Graduated from Merced J.C. in 1996.
- Originally signed by Mariners' scout Rodney Davis.



40-MAN ROSTER

2009 ANGELS INFORMATION GUIDE

FUENTES' LIFETIME PITCHING RECORD

Year	Club	W-L	ERA	G	GS	CG	GF	SHO	SV	IP	H	R	ER	HR	HB	BB	IBB	SO	WP	BK	BA
1996	— Everett	0-1	4.39	13	2	0	3	0	0	26.2	23	14	13	2	0	13	0	26	5	0	.230
1997	— Wisconsin	6-7	3.56	22	22	0	0	0	0	118.2	84	52	47	6	8	59	0	153	11	3	.203
1998	— Lancaster	7-7	4.17	24	22	0	1	0	0	118.2	121	73	55	8	9	81	0	137	14	2	.273
1999	— New Haven	3-3	4.95	15	14	0	0	0	0	60	53	36	33	5	11	46	0	66	1	1	.255
2000	— New Haven	7-12	4.51	26	26	1	0	0	0	139.2	127	80	70	7	13	70	0	152	14	0	.246
2001	— Tacoma	3-2	2.94	35	0	0	13	0	6	52	35	19	17	4	6	25	0	70	3	0	.206
	— Seattle	1-1	4.63	10	0	0	3	0	0	11.2	6	6	6	2	3	8	0	10	1	0	.171
2002	— Colorado	3-3	3.70	41	0	0	5	0	1	48.2	44	25	20	0	4	32	1	61	3	2	.246
	— Colorado	2-0	4.73	31	0	0	9	0	0	26.2	25	14	14	4	3	13	0	38	1	0	.250
2003	— Colorado	3-3	2.75	75	0	0	23	0	4	75.1	64	24	23	7	6	34	2	82	2	1	.231
2004	— Colorado	2-4	5.64	47	0	0	12	0	0	44.2	46	30	28	5	4	19	6	48	3	0	.269
	— Colo. Springs (1)	0-0	0.00	5	5	0	0	0	0	5	1	0	0	0	0	3	0	6	0	0	.063
2005	— Colorado	2-5	2.91	78	0	0	55	0	31	74.1	59	25	24	6	10	34	4	91	8	0	.218
2006	— Colorado	3-4	3.44	66	0	0	58	0	30	65.1	50	25	25	8	6	26	4	73	6	0	.209
2007	— Colorado	3-5	3.08	64	0	0	38	0	20	61.1	46	26	21	6	7	23	0	56	2	0	.206
	— Asheville(1)	0-0	0.00	1	0	0	0	0	0	1	0	0	0	0	0	0	0	2	0	0	.000
	— Colo. Springs(1)	0-0	0.00	2	1	0	0	0	0	2	2	0	0	0	0	0	0	2	0	0	.286
2008	— Colorado	1-5	2.73	67	0	0	48	0	30	62.2	47	22	19	3	1	22	1	82	1	0	.205
Major Totals		17-27	3.41	438	0	0	246	0	115	422	343	172	160	41	40	179	17	480	24	1	.222
Minor Totals		29-35	4.01	184	92	1	22	0	7	572.1	490	299	255	32	51	331	1	675	51	8	.238

(1) rehab assignment

Selected by Seattle in the 25th round of the 1995 June draft.

Acquired by Colorado from Seattle with RHPs Jose Paniagua and Denny Stark for INF Jeff Cirillo, Dec. 15, 2001.

On bereavement list, Aug. 26-29, 2008.

Disabling Injuries: 2007 — Strained left lat; disabled July 4-Aug. 4.

2004 — Strained back muscle; disabled June 7-Aug. 15.

2008 CAREER

2008 CAREER

	W-L-S	ERA	G	IP	ER	W-L-S	ERA	G	IP	ER		W-L-S	ERA	G	IP	ER		W-L-S	ERA	G	IP	ER
Angels	—	—	—	—	—	0-0-0	0.00	2	2	0	March	—	—	—	—	—	—	—	—	—	—	—
Baltimore	—	—	—	—	—	0-0-2	4.50	2	2	1	April	0-1-2	2.08	14	13	3	1-3-11	3.19	71	67.2	24	
Boston	—	—	—	—	—	0-0-0	0.00	2	1.1	0	May	0-1-4	4.15	10	8.2	4	2-3-24	2.20	74	69.2	17	
Chicago	0-0-2	0.00	2	2	0	0-0-2	0.00	3	2.2	0	June	1-2-7	6.10	12	10.1	7	3-9-22	4.04	75	71.1	32	
Cleveland	0-0-2	0.00	2	2	0	0-0-2	1.35	7	6.2	1	July	0-0-5	0.00	10	10	0	4-3-19	5.13	61	59.2	34	
Detroit	0-1-0	54.00	1	0.1	2	0-1-1	3.68	7	7.1	3	Aug.	0-0-8	1.54	12	11.2	2	2-2-20	1.60	70	67.2	12	
Kansas City	0-0-0	0.00	1	0.2	0	0-0-2	1.42	7	6.1	1	Sept.	0-1-4	3.00	9	9	3	5-7-19	4.24	86	85	40	
Minnesota	0-0-1	0.00	1	1	0	0-0-1	0.00	2	2.1	0	Oct.	—	—	—	—	—	0-0-0	9.00	1	1	1	
New York	—	—	—	—	—	0-0-2	0.00	2	2	0	Home	1-3-16	3.51	35	33.1	13	11-12-57	3.38	233	228.2	86	
Oakland	—	—	—	—	—	0-1-0	4.15	4	4.1	2	Road	0-2-14	1.84	32	29.1	6	6-15-58	3.44	205	193.1	74	
Seattle	—	—	—	—	—	1-0-0	0.00	1	1.2	0	Pre-ASG	1-4-14	3.41	41	37	14	8-16-64	3.68	245	232.1	95	
Tampa Bay	—	—	—	—	—	0-0-0	0.00	3	1.2	0	Post-ASG	0-1-16	1.75	26	25.2	5	9-11-51	3.08	193	189.2	65	
Texas	—	—	—	—	—	0-0-1	11.25	3	4	5	Starter	—	—	—	—	—	—	—	—	—	—	
Toronto	—	—	—	—	—	0-1-1	8.10	4	3.1	3	Reliever	1-5-30	2.73	67	62.2	19	17-27-115	3.41	438	422	160	
Arizona	0-1-2	5.40	7	6.2	4	3-4-12	3.38	55	56	21												
Atlanta	0-0-0	0.00	2	2	0	0-0-4	1.76	15	15.1	3												
Chicago	0-0-1	0.00	3	3	0	0-1-3	3.07	15	14.2	5												
Cincinnati	0-0-1	0.00	2	2	0	0-3-7	4.76	17	17	9												
Colorado	—	—	—	—	—	—	—	—	—	—												
Florida	0-0-2	0.00	4	4	0	1-0-4	2.93	17	15.1	5												
Houston	0-1-1	10.13	3	2.2	3	0-3-5	11.20	15	13.2	17												
Los Angeles	0-0-4	0.00	7	7	0	3-2-11	2.23	50	48.1	12												
Milwaukee	0-0-2	0.00	3	3	0	0-0-4	0.77	13	11.2	1												
New York	0-0-0	0.00	2	2	0	0-0-2	1.15	16	15.2	2												
Philadelphia	0-0-0	0.00	2	0.1	0	0-0-2	0.00	13	9.2	0												
Pittsburgh	0-0-3	0.00	4	4	0	1-1-5	2.00	18	18	4												
St. Louis	0-1-1	2.25	4	4	1	1-1-5	3.79	20	19	8												
San Diego	0-1-3	9.00	8	7	7	1-4-13	5.02	59	57.1	32												
San Francisco	1-0-4	2.25	8	8	2	2-4-18	3.83	49	44.2	19												
Washington	0-0-1	0.00	1	1	0	2-1-6	3.31	16	16.1	6												



40-MAN ROSTER

2009 ANGELS INFORMATION GUIDE

CAREER PITCHING AT MAJOR LEAGUE PARKS

AL	W-L-S	ERA	G	IP	ER	NL	W-L-S	ERA	G	IP	ER
Angel Stadium	0-0-0	0.00	1	1	0	AT&T Park	0-2-13	3.74	25	21.2	9
Camden Yards	0-0-2	4.50	2	2	1	Busch Stadium I	0-0-1	0.00	5	4.2	0
Comerica Park	0-1-0	5.40	3	3.1	2	Busch Stadium II	0-0-2	0.00	5	4.2	0
Fenway Park	0-0-0	0.00	2	1.1	0	Chase Field	0-1-8	3.16	27	25.2	9
Kauffman Stadium	0-0-0	0.00	2	2.2	0	Citizens Bank Park	0-0-2	0.00	6	4.2	0
Metrodome	0-0-0	0.00	1	1.1	0	Coors Field	12-11-57	3.39	228	225.1	85
Progressive Field	0-0-0	4.50	1	2	1	Dodger Stadium	1-1-8	1.93	25	23.1	5
Rangers Ballpark	0-0-0	15.00	2	3	5	Dolphin Stadium	1-0-3	4.50	8	6	3
Rogers Centre	0-1-0	20.25	2	1.1	3	Great American Ballpark	0-3-2	9.95	7	6.1	7
Safeco Field	1-1-0	1.35	7	6.2	1	Miller Park	0-0-2	1.29	7	7	1
U.S. Cellular Field	0-0-2	0.00	2	2	0	Minute Maid Park	0-3-1	14.09	8	7.2	12
						Nationals Park	0-0-1	0.00	1	1	0
						Olympic Stadium	1-0-0	0.00	3	3	0
						PETCO Park	0-2-4	3.66	21	19.2	8
						PNC Park	1-0-2	2.35	8	7.2	2
						Qualcomm Stadium	0-0-0	1.42	6	6.1	1
						RFK Stadium	0-0-3	3.00	3	3	1
						Shea Stadium	0-0-0	1.59	6	5.2	1
						Turner Field	0-0-1	2.08	5	4.1	1
						Veterans Stadium	0-0-0	0.00	1	0.1	0
						Wrigley Field	0-1-1	2.45	8	7.1	2

ALL-STAR GAME RECORD

Year	Club, Site	W-L	ERA	G	GS	CG	SHO	SV	IP	H	R	ER	BB	SO
2005	N.L., Det.													
2006	N.L., Pit.	0-0	0.00	1	0	0	0	0	1	0	0	0	0	1
2007	N.L., S.F.													

WORLD BASEBALL CLASSIC RECORD

Year	Club	W-L	ERA	G	GS	CG	SHO	SV	IP	H	R	ER	BB	SO
2006	USA	0-0	0.00	3	0	0	0	0	2.1	1	0	0	0	3

DIVISION SERIES TOTALS

Year	Club, Opp.	W-L	ERA	G	GS	CG	SHO	SV	IP	H	R	ER	BB	SO
2007	Col., Phi.	1-0	0.00	3	0	0	0	0	2.1	1	0	0	3	4

LEAGUE CHAMPIONSHIP SERIES TOTALS

Year	Club, Opp.	W-L	ERA	G	GS	CG	SHO	SV	IP	H	R	ER	BB	SO
2007	Col., Ari.	0-0	7.36	4	0	0	0	0	3.2	7	3	3	0	6

WORLD SERIES TOTALS

Year	Club, Opp.	W-L	ERA	G	GS	CG	SHO	SV	IP	H	R	ER	BB	SO
2007	Col., Bos.	0-0	9.82	3	0	0	0	0	3.2	6	4	4	2	1

MAJOR LEAGUE HITTING TOTALS

AVG	AB	H	HR	RBI
.000	1	0	0	0

CAREER FIELDING

POS	PCT	G	PO	A	E	TC	DP
P	.919	438	8	49	5	62	1

FUENTES' BESTS

	Season	Game
Wins	3 — 2007, 2006, 2003	SO 5 — at Clev., 6-15-05 & vs. Ari., 9-21-02
Saves	31 — 2005	IP 2 — 13 times, last, vs. San Diego, 7-27-06
ERA	2.73 — 2008	Win Streak 4 — Sept. 21, 2002-July 11, 2003
IP	75.1 — 2003	
SO	91 — 2005	

GREEN



40-MAN ROSTER

2009 ANGELS INFORMATION GUIDE

VLADIMIR GUERRERO

27

OUTFIELDER

BATS: Right THROWS: Right HT.: 6-3 WT.: 235

OPENING DAY AGE: 34

BORN: Feb. 9, 1975

BIRTHPLACE: Nizao, Bani, DR

RESIDES: Don Gregorio, Bani, DR

CHILDREN: Vladimir Jr., Vlaimis, Migueito, Vleidi, Pablo & Vlady

ACQUIRED: Signed as major league free agent, Jan. 12, 2004

SIGNED THRU: 2009

M.L. SERVICE: 12 yrs., 18 days



2008 SEASON:

■ Marked 12th full season in Majors and fifth with Angels...Batted .303 (164/541) with 31 doubles, three triples, 27 home runs and 91 RBI in 143 games...Logged over a .300 average with at least 25 home runs for the 11th consecutive campaign, joining Lou Gehrig (1927-37) as the only two players in MLB history to do so...Hit .412 (28/68) in September to raise average from .288 to .303 to secure batting .300-or-higher in each of his 12 full seasons...Rod Carew (13 straight, 1971-83) & Tony Gwynn (17 straight, 1983-99) are the only other players in last 50 years to hit .300 in that many consecutive seasons...Collected 2,000th career hit April 26 at Detroit...Hit came in 6,171st career at-bat, 4th fewest by players who entered MLB in 1950-or-later (Wade Boggs - 5,832, Carew - 5,965 & Gwynn - 6,094)...The trio of Boggs, Carew and Gwynn combined for 345 career home runs while Guerrero has 392 career homers...Logged third multi-HR game of season September 25th at Seattle (36th of career, 17th as an Angel)...Angels were 20-4 when he homered...Just fourth Angel player with at least five consecutive 20-HR seasons...Others are Tim Salmon (6; 1993-98), Brian Downing (5; 1984-88) and Garret Anderson (5; 1999-2003)...Tied for AL-lead with 27 GIDPs (most in club history; previously 26 by Lyman Bostock in 1978)...Led AL for fourth consecutive season with 16 intentional walks...Had season-best 16-game hit streak June 8-27 (.426; 26/61; 16 R, 6 HR, 13 RBI)...Logged eight outfield assists.

GEHRIG & GUERRERO

With a .303 average and 27 home runs in 2008, Guerrero became just the second player in major league history to hit .300 with at least 25 homers in 11 consecutive seasons... Lou Gehrig also accomplished the feat from 1927 through 1937.

CAREER HIGHLIGHTS:

■ 8-time All-Star (1999-2002, 2004-07)...Enters 2009 ranked 13th among actives and 49th on MLB's all-time list with 392 home runs...Is eight home runs shy of becoming one of nine active players with 400 career home runs (Jason Giambi is four homers shy of the mark)...One of 10 active players with at least 2,000 hits and 300 home runs...323 average as an Angel is best in club history and ranks 4th among MLB actives (min. 3,000 AB)...His .575 career slugging percentage is 5th best among actives (min. 3,000 PA)...One of only three players in last 50 years to bat .300-or-higher in at least 12 consecutive seasons...Rod Carew (13 straight, 1971-83) & Tony Gwynn (17 straight, 1983-99) are the others...In 2004, became one of four players in ML history to hit .300 with 30 home runs and 100 RBI in a season in both leagues, joining Dick Allen, Carlos Delgado and Frank Robinson...Second AL MVP in Angel history in 2004 (Baylor - 1979)...Led AL with 124 runs setting club record and 366 total bases to tie club record...Hit .536 (15/28, 10 R, 3 2B, 6 HR and 11 RBI) over final seven games in 2004 to help Angels win AL West...Hit for cycle, 9-14-03 vs. NYM, sixth cycle in Expos' history...One of just 12 players in ML history to reach 300 home runs before age 30...In 2002, became 1 of 5 players in ML history with a .300 BA, 30 HR, 100 RBI and 100 runs in 5 straight seasons (1998-2002), joining Lou Gehrig (9 seasons, 1929-37), Babe Ruth (7, 1926-32), Jimmie Foxx (5, 1932-36) and Frank Thomas (5, 1993-97)...Also in 2002, became 5th ML player with consecutive 30/30 seasons (also Willie Mays 1956-57, Bobby Bonds 1977-78, Ron Gant 1990-91 and Barry Bonds 1995-97)...Fell one HR short of becoming 4th player to enter elite 40/40 club (39 HR, 40 SB)...One of 12 players named to MLB's Latino Legends Team during Game 4 of 2005 World Series, joining Manny Ramirez and Roberto Clemente among outfielders...7-time Louisville Silver Slugger recipient (1999, 2000, 2002, 2004-07)...Named Minor League Player of Year by *The Sporting News* (1996)...Won All-Star HR Derby July 9, 2007 at AT&T Park, third Angel to do so (Anderson in 2003 & Joyner in 1986)...Player of Month six times (five times in NL) and Player of Week 10 times (six times in NL)...Owns nine career "walk-off" HRs and has homered in three consecutive games 11 times (including four consecutive games, July 22-24, 1998)...Has hit over .340 for a full month 27 times and .360 or better 17 times.

POST-SEASON EXPERIENCE:

■ Had best post-season showing of career, batting .467 (7/15) in four games of 2008 Division Series vs. Boston...Limited to one extra-base hit (2B) and no RBI...Reached base safely 11 times in four games...In 2007 Division Series, batted .200 (2/10) in three-game sweep by Red Sox...In 2005, made playoffs for second straight season with Angels...Hit .333 (6/18) with five runs in DS vs. NYY...Mired in slump throughout ALCS vs. CWS, batting .050 (1/20) with one RBI...Made post-season debut in 2004 ALDS vs. Boston...Hit two-run single off Pedro Martinez in 5th inning of Game 2 to give Angels 3-1 lead...Connected for first post-season HR in Game 3 at Fenway Park, a grand slam to tie game at 6-6 in 7th inning...Second slam in Angels' post-season history (also Don Baylor, Game 4 of 1982 ALCS)...Led Angels with six RBI in series.

JUST THE TWO OF US

With 27 home runs in 2008, Guerrero and Alex Rodriguez are the only players in the Major Leagues to hit at least 25 home runs in each of the last 11 seasons (1998-2008).

GUERRERO



40-MAN ROSTER

2009 ANGELS INFORMATION GUIDE

MAJOR LEAGUE SUMMARY:

- In 2007**, batted over .300 with 25+ home runs for 10th straight season... His .324 average ranked 8th in AL (2nd among AL outfielders) and 125 RBI ranked third in the circuit...Logged his ninth 100-RBI campaign... Became second Angel to post four consecutive 100 RBI seasons (G. Anderson, 2000-03)...Finished in top 10 in AL in 14 major offensive categories...Tied career-best with 45 doubles which ranked 14th in AL...His last 15 starts of season came as DH (inflamed right triceps)... Connected for two home runs and four RBI Sept. 11 at Bal., his fourth multi-HR game of season and 33rd of career...Hit .354 (58/164) with RISP...Led AL with 28 intentional walks, breaking his own club record of 26 IBB in 2005...Won All-Star HR Derby July 9 at AT&T Park, third Angel to do so (Anderson in 2003 & Joyner in 1986)...His 17 home runs averaged 435 feet, longest of any of the eight participants... Made his 8th All-Star appearance (5th career start), his fourth consecutive appearance with Angels to join Rod Carew (1980-84) as only Angels to make four consecutive All-Star starts...Top vote-getter among AL outfielders with 3,151,387 votes... Hit 9th career walk-off HR (6/3 vs. Bal.), his second as an Angel...Posted fifth career grand slam, May 1 at KC...Named AL Co-Player of the Week with Alex Rodriguez (April 2-8)...Batted .440 (11/25) with a slugging percentage of .880, two doubles, three homers...Posted 10 RBI and 22 total bases.
- 2006**, ranked 5th in AL hitting .329 (200/607) and 7th with 116 RBI with Angels...Led all AL outfielders in batting average for second straight season...Finished 13rd in AL with 335 total bases...Hit .401 (59/147) vs. LHP, tops in AL...Single in 1st inn. Sept. 28 vs. Oakland was 200th hit for season - marked fourth career 200-hit campaign...Became first Angel to post two 200-hit seasons (206 in 2004)...Posted 30th HR of season, Sept 19 at KC, third Angel with 30-or-more home runs in three consecutive seasons (Troy Glaus, 2000-2002 & Tim Lincecum, 1995-1997)...Posted 29th career multi-HR game Sept. 25 vs. Texas (2nd time in 2006, 10th time with Angels)...Committed 11 errors - most among AL outfielders...Collected 100th career home run as an Angel, Sept. 16 at Texas (11th inn. game-winner)...Hit safely in 36 of last 41 games and batted .361 (108/299) from July 1 through end of season - Angels posted best record (54-29) in baseball in that span... Posted 20-game hit streak, Aug. 13-Sept. 3 and hit .438 (35/80) during streak...Batted .393 in August...Had hit streak vs. Rangers end at 44 games on August 5 (0/1, 4 BB, 3 IBB), longest streak against one opponent in at least last 50 years... Hit 4th career grand slam July 15 vs. Tampa Bay (3rd as Angel)...RBI single in 1st inning, July 15 vs. Tampa Bay marked 1000th career RBI - came in 1,389th game (7th fastest among all active to reach the mark)...Selected by fans to start for American League in All-Star Game at Pittsburgh and went 1-for-2 with a solo home run in 2nd inn. off Dodgers' Brad Penny - 4th Angel to hit a HR in the Mid-Summer Classic...Finished as third highest vote-getter in AL with 2,833,601 votes... First Halo elected by fans in three straight years since Reggie Jackson (1982-84) and Rod Carew (1979-84)...Connected for first career inside-the-park HR May 26 vs. Balt. - first by Angel since Darin Erstad (May 24, 1997 at Toronto)...Homered on first swing of season, a repeat performance from 2005...DNP for Dominican Republic in WBC due to death of three cousins in car accident Feb. 26...Honored with 6th Louisville Silver Slugger award (3rd with Angels)...Also named Angels' MVP by teammates, his second honor with the club.
- In 2005** with Angels, became one of three players in club history with consecutive 30 HR/100 RBI seasons (T. Glaus, M. Vaughn)...3rd in AL hitting .317, a clip that led all AL outfielders...Ranked 5th in AL with .394 OBP and 6th with .565 slugging pct...79th in AL with 108 RBI despite missing 18 games on DL...Second hardest to fan in AL (12.4)...Registered 4th multi-HR game of season Sept. 15 vs. Detroit, 27th of career (8th as Angel)...Hit 300th career HR Sept. 2, becoming one of just 11 players in ML history to reach plateau before age 30 (Andrew Jones became 12th player)...On Oct. 2, extended personal hit streak vs. Texas Rangers to 36 games, longest streak vs. one team since start of divisional play in 1969 and longest since Ken Griffey Jr. vs. Cleveland from May, 1992-August, 1996...26 intentional walks established most single-season in club history (previously 14 by four players) and 21 of 26 IBB came after ASB...Named AL Player of Week (8/8-8/14) after hitting .500 (11/22) with 5 HRs and 13 RBI in six games of road trip...Has won weekly award in every season since 1998...Voted as starting outfielder for AL (3,006,512 votes) and made second consecutive ASG start (third overall)...Sixth ASG appearance (1999-2002, 2004-05)...Posted two grand slams (8/9 @ Oak. & 7/21 vs. NYY)...Led ML batting .443 (33/79, 7 HR, 20 RBI in 19 games) in June, setting new club record for June (previously, Lyman Bostock, .404 in 1978)...Connected for 8th career walk-off HR (first as Angel), June 18 vs. Florida...First time Angels won a 2-1 game with multi-HR game by same player...Placed on DL May 21 with partial separation of left shoulder after jamming left shoulder on head-first slide at home plate in 5th inning, May 20 at LAD...Hit .351 in April - 18th time in career he's hit over .340 for a full month (June marked 19th time and Aug. the 20th time)...HR in three straight games (April 17-19), 10th time done so in career...Hit solo HR in 1st inn. on first swing of season, April 5 vs. Tex. - 4th career Opening Day HR...Named to *Sporting News'* AL All-Star team and honored with 5th Louisville Silver Slugger award...One of 12 players named to MLB's Latino Legends Team during Game 4 of 2005 World Series, joining Manny Ramirez and Roberto Clemente among outfielders.
- In 2004**, in first season with Angels, named American League Most Valuable Player by the Baseball Writers Association of America (BBWAA), the second Angel player to be honored in franchise history (Don Baylor - 1979)...Finished with total of 354 points (21 first place votes, five second place votes, one third place vote and one fourth place vote)...Finished 100 points ahead of second place finisher Gary Sheffield...Became sixth player in major league history to be named MVP in first year after switching leagues and fifth free agent MVP in first year with new club (first since Barry Bonds in 1993 with SF)...4th player born in Dominican Republic to receive award (George Bell, Toronto - 1987; Sammy Sosa, Chicago Cubs - 1998 & Miguel Tejada, Oakland - 2002)...Also named recipient of Gene Autry Trophy (Team MVP) by teammates and to *Sporting News'* and *Baseball America's* AL All-Star teams...Recipient of Louisville Silver Slugger Award (his 4th honor)...Led AL with 124 runs which set new club record...Also led AL with 366 total bases which tied club record (Erstad - 2000)...His .337 avg. set a club record for a right-handed batter and 126 RBI rank third most in a season in club history...39 HRs rank 13rd in season in Angels' history and .598 slugging pct. ranks 2nd...Hit .536 (15/28) with 10 runs scored, three doubles, six home runs and

MOST CAREER HOME RUNS WITH .320+ BATTING AVERAGE

Babe Ruth	714	.342
Jimmie Foxx	534	.325
Ted Williams	521	.344
Lou Gehrig	493	.340
Stan Musial	475	.331
Vladimir Guerrero	392	.323

Courtesy of Stats LLC

MOST HITS IN MLB SINCE 1998

Derek Jeter	2150
Vladimir Guerrero	2033
Alex Rodriguez	1969

GUERRERO



40-MAN ROSTER

2009 ANGELS INFORMATION GUIDE

11 RBI over final seven games to help Angels overcome three-game deficit in AL West...Batted .371 (39/105) with 24 runs scored, six doubles, a triple, 10 home runs and 23 RBI in Sept. and was named AL Player of Month (also named AL Player of the Week for final week of season)...11th time batting .360 or better for a full month...Collected fourth multiple home run game of season (2nd in three games) and 23rd of career, Sept. 30 at Texas...Tied club record with 10 home runs in Sept. (Mo Vaughn, 1999)...Posted 206 hits, equaling career-best and reached 200 hits for third time (206 in 2002 and 202 in 1998)...Hit safely in 31 of final 35 games and 40 of last 45 contests...Club went 25-10 when he homered as he reached 30 HRs for sixth time in career...Second player in club history with .300/30/100 numbers - Tim Salmon (.330/34/105) is only other player to complete the trifecta in 1995...Also became just second player in club history to post at least 120 runs and 120 RBI in same season (Don Baylor, 139 RBI and 120 runs in MVP campaign in 1979) and second player with 200 hits, 100 runs and 100 RBI in season (Erstad - 2000)...Among AL leaders, finished in top 10 in 20 major offensive categories...Angels were 67-21 when he scored a run (19-43 when he didn't score)...1st in AL with 13 outfield assists...Missed three games (July 24-26) with swollen right hand and wrist suffered when HBP, July 23 at Seattle (X-rays proved normal)...Made Fifth All-Star appearance and finished 1-for-4 in Houston...Led AL outfielders with 3,024,870 votes and finished second in total AL votes to Alfonso Soriano (3,466,447)...First Angel outfielder to be voted as starter since Reggie Jackson in 1984...Set Angels' club record with nine RBI, June 2 vs. Boston (previously eight RBI done four times - last by Adam Kennedy in 2000)...Nine RBI were most in ML game in 2004...Posted 30 RBI in June, surpassing club record for the month...Collected career home run No. 250, June 20 at Houston...Homered in three straight games for ninth time in career, May 22-24.

■ In 2003 with **Montreal**, batted .330 with 25 home runs and 79 RBI in 112 games...Missed significant time in May, June and July due to a herniated disk...Missed 40 games on DL...Injury did not require surgery...Despite missed time, marked sixth straight season he collected at least 25 home runs and first campaign he didn't post at least 34 home runs since 1997...Batted .301 with eight HR and 33 RBI in 50 games before injury, hit .353 with 17 HR and 46 RBI in 62 contests after return...With 454-foot homer off Odalis Perez, August 21 at Dodger Stadium, moved past Andre Dawson (225) into sole possession of first place on Expos' all-time home run list...Passed Dawson in 1,945 fewer at-bats...Named NL Player of Month in August...Hit .349 (37-for-106) with eight doubles, one triple, 10 home runs and 25 RBI...10-homer month was sixth of career...Drove in 25 or more runs in single month for eighth time...Despite playing in only 112 games, ranked fourth in baseball with 22 intentional walks...Only Barry Bonds (61), Manny Ramirez (28) and Carlos Delgado (23) owned more...Hit 7th-inning two-run homer on September 14 vs. New York (NL) to complete the cycle, Expos' sixth cycle in 35 National League seasons...Hit 502-foot home run, July 28 vs. Atlanta off Mike Hampton...Blast was longest home run hit to left field in 27-year baseball history of Olympic Stadium...Expos management erected a "502" sign/marker where ball landed...On March 25, MLB President and COO Bob DuPuy reduced his suspension from three games to two stemming from March 10 Expos-Marlins contest that included first-inning on-field fracas...Sat out Expos' first two games of season, March 31-April 2, at Atlanta...Batted .393 with nine home runs in 84 at-bats against left-handed pitchers...Hit .375 (57/152) with 13 home runs and 48 RBI at Olympic Stadium.

■ In 2002, named team captain during Spring Training and earned honor of **Expos'** Player of Year for fourth time in five years...Joined Gary Carter as only four-time winners of award...Set team record with 206 hits...Came one HR short of becoming fourth member of baseball's 40/40 club, hitting 39 HR and stealing 40 bases while missing only one game...Totaled 14 outfield assists to tie Larry Walker for NL lead...Reached 100-RBI and 100-run plateau for fifth consecutive season...Ranked in NL's Top 5 in 14 offensive categories...Voted to *Sporting News'* NL All-Star team competing outfield with Barry Bonds and Sammy Sosa and voted to *USA Today Sports Weekly's* Team as best right fielder in majors...Received Silver Slugger Award for third time as voted by managers and coaches...Runner-up to Alex Rodriguez for Hank Aaron Award recognizing best overall hitter in each league...Finished fourth in NL MVP vote, being named on 31 of 32 ballots...On second-last day of season against Reds, hit very top of right field wall, missing homer by inches...According to *Elias Sports Bureau*, only one other player has missed the elusive 40/40 mark by one HR...Bobby Bonds hit 39 HR and stole 43 bases with San Francisco in 1973...Was only NL player and one of only three players in majors to top 200-hit plateau in 2002, joining New York Yankees' Alfonso Soriano (209) and Seattle's Ichiro Suzuki (208)...In addition to leading league in hits (206), also paced NL in total bases (364)...Finished second in multi-hit games (60), batting versus right-handed pitching (.347) and intentional walks (32), while recording second-longest hitting streak in majors (26 games)...Streak was second-longest in franchise history - behind his own 31-game streak posted in 1999...Joined FLA's Luis Castillo and BOS' Nomar Garciaparra as only active players to collect 30- and 20-game hitting streaks in their careers...Hit safely in 33 of 35 games, July 30-September 6, hitting .383 (51/133) during that time...Became second-youngest active player to hit 200 career HR before age of 27 (26.182)...Achieved mark at exactly same age as Ken Griffey, Jr., while trailing Alex Rodriguez (25.290)...HR was also his 30th of season, marking fifth straight 30+ HR season...Was elected to start All-Star Game for first time in career (4th career game)...Was 1-for-2 with a single and a run scored at July 9th game at Miller Park...His first-inning single July 20 at Florida marked 1,000th hit of career...Became fifth-youngest active player to reach mark (26 years, 162 days), trailing only Roberto Alomar (25.190), Ken Griffey Jr. (25.268), Alex Rodriguez (25.283) and Derek Jeter (26.92)...Became ninth repeat 30/30 member in ML history, August 30...Set

YOUTH SERVED

- In 2002, was second youngest active player to reach 200 HR - at exactly same age as Ken Griffey Jr. (26 years, 182 days).
- In 2000, hit .345 with 44 HR and 123 RBI, joining Joe DiMaggio, Ted Williams and Jimmie Foxx as only players with 30 HR, 100 RBI and .300 BA in three consecutive seasons before age of 25.
- In 1999, was youngest of four players ever with 30 HR and a 30-game hit streak in same season, joining Rogers Hornsby (1922), Joe DiMaggio (1941) and N. Garciaparra (1997).
- In 1998 at age 22, hit .324 with 38 HR and 109 RBI - only two players in ML history - Mel Ott and Joe DiMaggio - had a season in which they matched or surpassed his numbers in each of three categories before turning 23.

40-MAN ROSTER

2009 ANGELS INFORMATION GUIDE

team record, September 4 versus Philadelphia, with 27th intentional walk...Finished with 32 IBB...Collected five multi-HR games...Homered in three straight games, July 11-13...Named NL Player of Month for April...28 RBI set a team record for most RBI in April, breaking old mark of 27...Named NL Player of Week for April 22-28...Hit .520 (13/25), two 2B, three HR, six RBI, six runs, four SB, .960 slugging, .613 on-base, 24 total bases and three assists.

- In 2001, hit .307 with 107 runs scored, career-best 45 doubles, 34 home runs and 108 RBI in 159 games with Montreal...Was third in NL in stolen bases (37) and outfield assists (14)...Became first Expos' player in team history to attain 30 HR and 30 SB in same season, September 1 at Phil...Named to NL All-Star team for third consecutive year...Bat barrel hit Tommy Lasorda coaching third base during game at Safeco Field...Hit first career grand slam, July 1 at Olympic Stadium...Finished season with 108 RBI and 107 runs, marking fourth straight season with 100+ RBI and runs...Set career-high and tied club record with three doubles, June 2 vs. Phillies, to cap four-hit, six-RBI night.
- In 2000, experienced another record-breaking season with Montreal, completing his second straight campaign with at least 40 HR and 120 RBI and his third straight with at least 35 HR and 100 RBI...Joined Joe DiMaggio, Ted Williams and Jimmie Foxx as only players with 30 home runs, 100 RBI and .300 BA in three consecutive years before the age of 25...Ranked among NL Top 10 in 13 categories...Finished tied for 2nd in NL in triples (11); 3rd in total bases (379); batting (.345) and slugging (.664); 4th in home runs (44), multi-hit games (58) and hits (197); 5th in RBI (123) and extra base hits (83)...Finished tied for 5th with 12 outfield assists...Re-wrote club record book in seven different offensive categories: batting average (.345), home runs (44), total bases (379), home runs at home (25), extra bases on long hits (179), home runs, month (13 in September) and slugging percentage (.664)...Received Silver Slugger Award for second time...Barry Bonds and Sammy Sosa completed the outfield...Named to AP Major League All-Star Team for first time and to *Sporting News* All-Star team for second straight season...Started in LF in Midsummer Classic at Atlanta as a replacement for injured Barry Bonds...Went 1-for-2 with a single...Was first Expo to start All-Star Game since Marquis Grissom (LF) in 1993...Participated in Home Run Derby...NL Player of Month for April after leading the league in BA (.410), total bases (66) and slugging (.795)...Tied a club record for most RBI in month (27), set by Henry Rodriguez in 1996...Hit two homers on April 3 (Opening Night) vs. L.A., connecting for his 500th career hit - a HR in 5th off Kevin Brown...Became second Expo to homer twice in season opener (Al Oliver, 1983 at Chicago)...Clubbed 100th career homer (solo), April 26...Hit two home runs in back-to-back games for first time in his career, Sept 17-18...Connected for a franchise record 24th HR at home on September 19, surpassing his previous record of 23 set in 1999...Hit total of 25 round-trippers at home in '00...Hit franchise record 43rd HR September 21, surpassing his previous mark of 42 set in 1999...Also went 1-for-3, 2 BB, IBB in game, setting club record for most total bases in a season with 368, surpassing his previous mark of 367 set in 1998...Connected for HR #44 (452 ft.) off Ryan Dempster on September 26 at Pro Player Stadium...Set club record with 13 HR in September, eclipsing previous mark of nine.
- In 1999, the first season of his new five-year contract with Expos, established seven offensive club records while finishing among NL Top 10 in 11 different categories...131 RBI set new Expos record and stands as career-best...Also finished season with 366 total bases...Finished second in NL in total bases (366); 4th in extra base hits (84) and intentional walks (14); 5th in homers (42), tied with Astros' Jeff Bagwell in RBI (131), and hits (193)...Finished tied for third with 15 outfield assists...Hit safely in 31 consecutive games from July 27-August 26, going 49-for-127 (.386) with 12 doubles, one triple, 11 homers, 10 walks, four stolen bases and 27 RBI...Streak set a franchise record...Was also longest hitting streak in majors in 1990's...Was fifth-longest streak since 1949...Out of 31 games, 15 of them were multi-hit affairs...24 of 49 hits went for extra bases, as he compiled a .756 slugging percentage...Became youngest of four players to have 30 homers and a 30-game hitting streak in same season, joining Rogers Hornsby (1922), Joe DiMaggio (1941) and Nomar Garciaparra (1997)...Joined Joltin' Joe and Hornsby in baseball history to have 30-game streak, along with at least 30 homers and 100 RBI in the same season...42 homers is co-highest total by a player with at least a 30-game hit streak...Rodgers Hornsby also hit 42 home runs to go along with a 33-game hitting streak in 1922...Sat out on August 31 at Arizona with a bruised left knee to snap a 276 consecutive games appearance streak...Was first game missed since April 19, 1998 at Houston...His 84 extra-base hits were two more than his club record set in 1998...His .600 slugging pct. surpassed .592 set by Moises Alou in strike-shortened 1994 season and his own .589 mark set in 1998...Named to *The Sporting News* year-end All-Star team...Claimed Louisville Slugger Silver Slugger Award, becoming first Expo such honored since Alou and Wil Cordero in 1994...NL Player of the Month for August after batting .355 with 12 home runs and 29 RBI...Hit two homers in a game three times: May 16 at PIT, August 10 vs LA & October 2 at Philadelphia...Homered in three straight games from October 1-3 at Philadelphia...Represented Expos at All-Star Game in Boston...Grounded in to FC in only at-bat in first All-Star Game appearance...Tied club record for most RBI in August with 28, set by himself in 1998...Also tied the franchise mark for most HR in a month (12), set by Rusty Staub in August, 1970...In that contest, he and his older brother Wilton homered...Vladimir went deep twice and collected six RBI while Wilton hit a grand slam...The Guerreros hit three homers and set a major league record by combining for 10 RBI by brothers in same game.
- In 1998, spent first full season in majors with Expos...Ranked near top in 10 different major offensive categories...Was one of only 10 players to reach 200-hit plateau...Edited six franchise records for home runs (38), extra base hits (82) and total bases (367)...Finished 3rd in NL in multi-hit games (63), 4th in total bases (367), hits (202) and extra base hits (82, tied with Greg Vaughn), 6th in HR (38, tied with Moises Alou and Jeremy Burnitz)...At 22, became youngest Expos player to reach 30 HR mark, 200 hits and 100 RBI plateau...Only two players in major league history - Mel Ott and Joe DiMaggio - had a season in which they matched or surpassed Guerrero's numbers in each of those three categories before turning 23...Voted National League Player of Month for July after batting .385 with 11 homers and 27 RBI while compiling a .771 slugging percentage...Named NL Player of Week (July 20-26) for first time in his career, hitting .433 with 5 HR, 13 RBI in 8 games...Homered in four straight games from July 22-24, fifth player in franchise history to homer in four straight contests, joining Moises Alou, Andre Dawson (twice), Henry Rodriguez & Mitch Webster...When Wilton joined his brother, they became third of four brother combinations in Expos' history...Became first brothers to actually play with Montreal at same time...On August 15 at Cincinnati, both Vladimir & Wilton homered in same contest...Marked first time brothers homered for same team in same game since May 28, 1996 when Cal Ripken (3 homers) and Billy (1) connected at Seattle...200th hit came on a single, Sept. 26 at St. Louis to become just third different Expo to reach plateau.



40-MAN ROSTER

2009 ANGELS INFORMATION GUIDE

WHO'S YOUR VLADY?

Guerrero has hit over .300 in each of last 12 seasons, longest current stretch in ML (min. 3,000 PA)

- In 1997, was favored to be NL Rookie of Year when he reported to spring training for **Montreal**, but several key injuries sidelined hopes...Missed total of 52 games due to three DL stints...Selected by Montreal chapter of BBWAA as Rookie of Spring Training Camp after batting .358 with four doubles, two triples, four HR and 11 RBI...Was only rookie to make club out of spring training...Spring came to sudden end on March 30, as he was placed on DL with fractured left foot after hitting foul ball off of it...Plagued by injuries through entire year, limiting him to 85 starts in 90 games...Appeared in 45 games prior to All-Star break and 45 afterwards...Made first appearance of season, May 3 at SD, and homered following day...Pulled right hamstring, June 5 and was DL'd from June 6-20...Suffered hairline fracture in fifth metacarpal bone in left hand, July 11 at Cincinnati, after getting hit by a pitch...Did not return to play until July 27...Was hitting safely in 15 of his last 17 games prior to injury, going 26-for-67, .388 with three doubles, two triples, four HR and 13 RBI during span...Missed two games with strained right quadricep muscle after running from first to third in the 7th inning at Coors Field on July 30...Missed two games August 28-29 with a strained back...Suffered strained left quadricep muscle while running to first base in his first at-bat in a game on September 9...Hit HR off Pat Hentgen on his first interleague pitch seen, June 30 at SkyDome...Homered in consecutive games for first time in his career, Sept. 4-5.
- In 1996, his contract was selected by **Montreal** from double-A Harrisburg on September 12, 1996 after Senators captured Eastern League title...Debut came September 19 at Atlanta, going 1-for-5...Singled to center off Steve Avery in second at-bat for first ML hit...First HR and RBI came off Mark Wohlers September 21 - a 1st-pitch solo shot off the right field fair pole...Started four straight games in Atlanta series, going 4-for-17 against likes of Avery, Glavine, Neagle and Smoltz... Batted .258, two HR, nine RBI with Estrellas in the Dominican Winter League.

MINOR LEAGUE SUMMARY:

- In 1996, started season at single-A **West Palm Beach**, batting .363 with five HR, 18 RBI in Florida State League...Called up to **Harrisburg** and became Eastern League's youngest position player on his way to becoming youngest player ever to win batting title with .360 average...Led all minor league baseball in batting average...Hit safely in 25 of first 26 games... Named Eastern League Batter of the Week after hitting .440 (11/25) in his first week...Hit in 19 straight games from May 9-29, going 31-for-70, .443, nine doubles, five HR, 17 RBI...Named to League All-Star team...Also named TOPPS Player of the Month in June after batting .398, eight doubles, four HR and 26 RBI in 30 games...Selected as *Sporting News* Minor League Player of the Year, Eastern League MVP and Rookie of the Year, *Baseball America's* Double-A Player of the Year, and Eastern League All-Star (OF) after helping Harrisburg win Eastern League championship...Also named Rawlings' Rookie of the Year and 1996 All Star (OF).
- In 1995, claimed South Atlantic League batting crown...Hit .333 for **Albany**, adding 21 doubles, 10 triples and 16 homers... Named to SAL mid-season All-Star team and post-season All-Star squad...Named by *Baseball America* as Expos' best prospect and second best in South Atlantic League...Had surgery on left knee to repair a torn meniscus, August 29.
- In 1994, had one of the greatest half-season performances in 10-year history of **Dominican Summer League**, hitting .424 with 12 HR and 35 RBI (.935 slg. pct.) in 25 games, prompting Expos to move him to **Rookie Gulf Coast** team in Florida... Was named TOPPS Player of the Month for August after batting .288 with five doubles, four HR and 14 RBI...Tied for third among GCL hitters in extra base hits (21) and tied for fifth in doubles (13)...Named GCL MVP.
- In 1993, after signing in March, made professional debut at age of 17 in **Dominican Summer League** and hit .333 (35/105) in 34 games.

PERSONAL/MISC:

- Vladimir Alvino Guerrero.
- Dominican Republic celebrated national holiday in 2004 off-season in honor of his MVP award... Honored with 2004 Victor Award as best baseball player, beating out Barry Bonds and Albert Pujols.
- Honored by the Make-A-Wish Foundation for his work with granting wishes for children with terminal illnesses.
- Teamed up with David Ortiz and Bartolo Colon to donate \$50,000 each to the Hurricane Katrina relief effort in September 2005.
- Involved with Padres Contra El Cancer, a support group for Latino children with cancer and their families.
- His family business, 'Los Hermanos Guerrero' (The Guerrero Brothers), provides several job opportunities in his hometown of 12,000 in Dominican Republic: a cement-block factory, a propane distributorship, a supermarket, livestock and vegetable farms, a seafood distributor and a women's clothing store.
- Featured in national Pepsi ads that debuted in 2005 with NASCAR's Jeff Gordon, MLS' Freddy Adu and X-Games athlete Shaun White...Also featured on cover of MLB 2006 video game for PlayStation2.

CENTURY CLUB

Complete list of Angels with 100 RBI seasons

Player	# of 100 RBI Seasons	Seasons
Vladimir Guerrero	4	2004-07
Garret Anderson	4	2000-03
Troy Glaus	3	2000-02
Wally Joyner	2	1986-87
Tim Salmon	2	1995, 97
Mo Vaughn	2	1999-2000
Don Baylor	1	1979
Bobby Bonds	1	1977
Chili Davis	1	1993
Jim Edmonds	1	1995
Darin Erstad	1	2000
Dan Ford	1	1979
Bobby Grich	1	1979
Jose Guillen	1	2004
Reggie Jackson	1	1982
J.T. Snow	1	1995
Lee Thomas	1	1962
Leon Wagner	1	1962



40-MAN ROSTER

2009 ANGELS INFORMATION GUIDE

- Instituted "Vlad's Pad" at Angel Stadium in which he donated over 100 tickets for every Angels' home game to local charities and youth groups...With Expos, hosted 30 under-privileged kids every Sunday the team played at Olympic Stadium, providing them with free lunch and VIP tickets.
- One of nine children...Lived with mother and brother Wilton when brothers both played in Montreal...There are usually anywhere from 20-25 family members in Anaheim during the season.
- Signed by Expos' scouts Fred Ferreira and Arturo DeFreites.

GUERRERO'S LIFETIME PLAYING RECORD

Year	Club	AVG	G	AB	R	H	2B	3B	HR	RBI	SH	SF	HBP	BB	IBB	SO	SB	CS	GOP	SLG	OBP	E
1993	— DSL Expos	.333	34	105	19	35	4	0	1	14	1	2	2	8	0	13	4	2	1	.400	.385	5
1994	— DSL Expos	.424	25	92	34	39	11	0	12	35	0	1	0	21	0	6	5	0	.935	.526	2	
	— GCL Expos	.314	37	137	24	43	13	3	5	25	0	3	2	11	0	18	0	7	0	.562	.366	1
1995	— Albany	.333*	110	421	77	140	21	10	16	63	0	4	7	30	0	45	12	7	8	.544	.383	11
1996	— Wst. Plm. Bch	.363	20	80	16	29	8	0	5	18	0	1	1	3	0	10	2	2	1	.650	.388	3
	— Harrisburg	.360*	118	417	84	150	32	8	19	78	0	2	9	51	13	42	17	10	8	.612	.438	8
	— Montreal	.185	9	27	2	5	0	0	1	1	0	0	0	0	0	3	0	0	1	.296	.185	0
1997	— Montreal	.302	90	325	44	98	22	2	11	40	0	3	7	19	3	39	3	4	11	.483	.350	12
	— Wst. Plm. Bch (1)	.400	3	10	0	4	2	0	0	2	0	0	0	1	0	0	1	0	1	.600	.455	0
1998	— Montreal	.324	159	623	108	202	37	7	38	109	0	5	7	42	13	95	11	9	15	.589	.371	17
1999	— Montreal	.316	160	610	102	193	37	5	42	131	0	2	7	55	14	62	14	7	18	.600	.378	19
2000	— Montreal	.345	154	571	101	197	28	11	44	123	0	4	8	58	23*	74	9	15	.664	.410	10	
2001	— Montreal	.307	159	599	107	184	45	4	34	108	0	3	9	60	24	88	37	16	24	.566	.377	12
2002	— Montreal	.336	161	614	106	206*	37	2	39	111	0	5	6	84	32	70	40	20	20*	.593	.417	10
2003	— Montreal	.330	112	394	71	130	20	3	25	79	0	4	6	63	22	53	9	5	18	.586	.426	7
	— Brevard Cty (1)	.500	3	6	2	3	0	0	1	1	0	0	1	0	0	0	0	0	0	1.000	.571	0
2004	— Anaheim	.337	156	612	124*	206	39	2	39	126	0	8	8	52	14	74	15	3	19	.598	.391	9
2005	— LAA	.317	141	520	95	165	29	2	32	108	0	5	8	61	26*	48	13	1	16	.565	.394	3
2006	— LAA	.329	156	607	92	200	34	1	33	116	0	4	4	50	25*	86	15	5	16	.552	.382	11
2007	— LAA	.324	150	574	89	186	45	1	27	125	0	6	9	71	28*	62	2	3	19	.547	.403	9
2008	— LAA	.303	143	541	85	164	31	3	27	91	0	4	4	51	16*	77	5	3	27*	.521	.365	4
Angels Totals		.323	746	2854	485	921	178	9	158	566	0	27	33	285	109	329	50	15	97	.557	.387	36
NL Totals		.323	1004	3763	641	1215	226	34	234	702	0	26	50	381	130	484	123	71	122	.588	.390	87
Major Totals		.323	1750	6617	1126	2136	404	43	392	1268	0	53	83	666	239	813	173	86	219	.575	.389	123
Minor Totals		.349	350	1268	256	443	91	21	59	236	1	13	22	125	16	134	41	33	19	.594	.413	23

Originally signed by Expos as non-drafted free agent, March 1, 1993.

* led or tied for league lead

(1) rehab assignment

- Disabling Injuries:** 2005 — Partial separation of left shoulder, disabled May 21 – June 9
 2003 — Herniated disc in back, disabled June 6 (retro to June 5) – July 21
 1997 — Fractured left foot, disabled March 30 – May 2
 Pulled right hamstring, disabled June 6-20
 Hairline fracture in fifth metacarpal bone of left hand, disabled, July 12-27

2008

CAREER

2008

CAREER

	AVG	AB	H	HR	RBI	AVG	AB	H	HR	RBI	AVG	AB	H	HR	RBI	AVG	AB	H	HR	RBI	
Angels	—	—	—	—	—	.143	7	1	0	0	March	.250	4	1	0	0	.250	4	1	0	0
Baltimore	.321	28	9	2	7	.349	212	74	17	55	April	.272	103	28	3	14	.322	990	319	56	199
Boston	.270	37	10	2	4	.294	204	60	11	39	May	.219	96	21	4	14	.303	1174	356	62	211
Chicago	.289	38	11	2	5	.309	162	50	10	30	June	.375	80	30	6	15	.336	1036	348	58	207
Cleveland	.200	35	7	2	8	.295	173	51	5	25	July	.292	96	28	5	15	.314	1052	330	63	197
Detroit	.429	35	15	1	3	.371	178	66	8	32	Aug.	.298	94	28	2	20	.331	1265	419	83	255
Kansas City	.267	15	4	0	1	.309	136	42	6	32	Sept.	.412	68	28	4	13	.332	1054	350	65	184
Minnesota	.258	31	8	0	6	.241	170	41	3	21	Home	.295	275	81	13	44	.329	3344	1099	206	698
NY Yankees	.378	37	14	3	10	.313	240	75	9	48	Road	.312	266	83	14	47	.317	3273	1-37	186	570
Oakland	.188	48	9	1	6	.288	281	81	19	58	Day	.266	139	37	8	25	.299	1892	565	110	338
Seattle	.333	51	17	4	12	.363	331	120	26	77	Night	.316	402	127	19	66	.332	4725	1571	282	930
Tampa Bay	.452	31	14	3	6	.348	210	73	15	49	Grass	.304	494	150	24	80	.321	4095	1315	228	763
Texas	.310	58	18	1	5	.395	332	131	22	63	Turf	.298	47	14	3	11	.326	2522	821	164	505
Toronto	.229	35	8	3	8	.299	274	82	16	43	Pre-ASG	.286	329	94	15	50	.320	3557	1138	192	686
Arizona	—	—	—	—	—	.329	173	57	17	39	Post-ASG	.330	212	70	12	41	.326	3060	998	200	584
Atlanta	.364	11	4	0	0	.301	389	117	20	59	Vs. LHP	.286	140	40	7	18	.329	1541	507	102	284
Chicago	—	—	—	—	—	.332	193	64	9	38	Vs. RHP	.309	401	124	20	73	.321	5076	1629	290	884
Cincinnati	—	—	—	—	—	.366	191	70	11	45	RISP	.321	131	42	8	61	.325	1692	550	84	822
Colorado	—	—	—	—	—	.337	205	69	14	37	Bases Loaded	.308	13	4	0	7	.310	116	36	5	106
Florida	—	—	—	—	—	.311	350	109	21	56	Pinch-hitting	—	—	—	—	—	.100	10	1	0	2
Houston	—	—	—	—	—	.277	191	53	5	22	DH	.317	164	52	11	35	.301	562	169	34	114
Los Angeles	.150	20	3	0	2	.295	288	85	19	49											
New York	.385	13	5	0	2	.311	360	112	23	58											
Philadelphia	.500	12	6	3	5	.371	326	121	31	84											
Pittsburgh	—	—	—	—	—	.298	188	56	9	39											
St. Louis	—	—	—	—	—	.283	198	56	12	43											
San Diego	—	—	—	—	—	.322	211	68	12	46											
San Francisco	—	—	—	—	—	.322	230	74	9	31											
Washington	.333	6	2	0	1	.412	17	7	1	7											



40-MAN ROSTER

2009 ANGELS INFORMATION GUIDE

CAREER BATTING AT MAJOR LEAGUE PARKS

AL	AVG	AB	H	HR	RBI	NL	AVG	AB	H	HR	RBI
Angel Stadium	.325	1433	466	78	300	Astrodome	.172	29	5	0	2
Camden Yards	.313	99	31	6	20	AT&T Park	.324	71	23	2	10
Comerica Park	.404	94	38	5	15	Atlanta-Fulton County	.235	17	4	1	1
Fenway Park	.290	100	29	3	13	Busch Stadium	.143	14	2	0	3
Kauffman Stadium	.268	71	19	3	18	Busch Stadium 1	.267	90	24	3	17
McAfee Coliseum	.303	132	40	14	36	Candlestick Park	.305	59	18	1	5
Metrodome	.221	95	21	2	10	Chase Field	.326	89	29	7	18
Progressive Field	.281	57	16	3	8	Cinergy Field	.452	73	33	6	19
Rangers Ballpark	.387	168	65	13	32	Citizens Bank Park	.500	12	6	3	5
Rogers Centre	.321	134	43	9	24	Coors Field	.382	102	39	9	20
Safeco Field	.389	162	63	11	39	County Stadium	.364	66	24	3	18
Tropicana Field	.333	105	35	6	22	Dodger Stadium	.307	137	42	10	21
U.S. Cellular Field	.310	100	31	7	15	Dolphin Stadium	.305	167	51	8	24
Yankee Stadium	.283	127	36	3	16	Great American Ballpark	.381	21	8	0	7
						H. Bithorn Stadium, P.R.	.196	56	11	2	8
						Miller Park	.356	45	16	4	5
						Minute Maid Park	.283	60	17	3	8
						Nationals Park	.333	6	2	0	1
						Olympic Stadium	.335	1855	622	126	390
						PNC Park	.297	37	11	2	6
						Qualcomm Stadium	.252	107	27	7	17
						Shea Stadium	.285	179	51	8	19
						Three Rivers Stadium	.232	56	13	3	10
						Turner Field	.295	156	46	5	23
						Veterans Stadium	.329	140	46	10	26
						Wrigley Field	.344	96	33	6	17

CAREER MULTIPLE HOME RUN GAMES (36)

Sept. 25, 2008 at Seattle	June 21, 2008 at Philadelphia	May 21, 2008 at Toronto	Sept. 11, 2007 at Baltimore
Aug. 23, 2007 vs. Toronto	Aug. 3, 2007 at Oakland	Aug. 2, 2007 at Oakland	Sept. 25, 2006 vs. Texas
April 17, 2006 at Baltimore	Sept. 15, 2005 vs. Detroit	Aug. 12, 2005 at Seattle	Aug. 2, 2005 vs. Baltimore
June 18, 2005 vs. Florida	Sept. 30, 2004 at Texas	Sept. 28, 2004 at Texas	Sept. 17, 2004 vs. Texas
June 2, 2004 vs. Boston	July 28, 2003 vs. Atlanta	July 17, 2002 vs. New York Mets	July 11, 2002 vs. Atlanta
May 1, 2002 at Houston	April 28, 2002 vs. St. Louis	April 16, 2002 vs. Cubs	July 18, 2001 vs. Philadelphia
Sept. 18, 2000 vs. Florida	Sept. 17, 2000 vs. New York Mets	Sept. 6, 2000 at St. Louis	Aug. 15, 2000 vs. San Francisco
Aug. 8, 2000 at Arizona	May 31, 2000 at Cincinnati	April 21, 2000 vs. Milwaukee	April 3, 2000 vs. Los Angeles
Oct. 2, 1999 at Philadelphia	Aug. 10, 1999 vs. Los Angeles	May 16, 1999 at Pittsburgh	April 2, 1998 vs. Pittsburgh

CAREER GRAND SLAMS (5)

May 1, 2007 at Kansas City	July 15, 2006 vs. Tampa Bay	August 9, 2005 at Oakland
July 21, 2005 vs. NYY	July 1, 2001 vs. Pittsburgh	

DIVISION SERIES TOTALS

Year	Club, Opp	AVG	G	AB	R	H	2B	3B	HR	RBI	SH	SF	HBP	BB	IBB	SO	SB	CS	GDP	SLG	OBP	E
2004—Ana., Bos.	.167	3	12	1	2	0	0	0	1	6	0	0	0	2	1	4	0	0	0	.417	.286	0
2005—LAA, NYY	.333	5	18	5	6	0	0	0	0	0	0	0	1	2	1	2	1	1	0	.333	.429	0
2007—LAA, Bos.	.200	3	10	2	2	0	0	0	0	0	0	0	1	1	0	0	0	0	.200	.333	0	
2008—LAA, Bos.	.467	4	15	2	7	1	0	0	0	0	0	0	0	4	0	1	1	0	.533	.579	0	
Totals	.309	15	55	8	17	1	0	1	6	0	0	2	9	2	7	2	1	0	.382	.415	0	

LEAGUE CHAMPIONSHIP SERIES TOTALS

Year	Club, Opp	AVG	G	AB	R	H	2B	3B	HR	RBI	SH	SF	HBP	BB	IBB	SO	SB	CS	GDP	SLG	OBP	E
2005—LAA, CWS	.050	5	20	0	1	0	0	0	0	1	0	0	0	0	0	1	0	0	2	.050	.050	1

ALL-STAR GAME RECORD

Year	Club, Site	AVG	G	AB	R	H	2B	3B	HR	RBI	SH	SF	HBP	BB	IBB	SO	SB	CS	GDP	SLG	OBP	E
1999—NL, Bos.	.000	1	1	0	0	0	0	0	0	0	0	0	0	0	0	0	0	0	0	.000	.000	0
2000—NL, Atl.	.500	1	2	0	1	0	0	0	0	0	0	0	0	0	0	0	0	0	0	.500	.500	0
2001—NL, Sea.	.000	1	1	0	0	0	0	0	0	0	0	0	0	0	0	0	0	0	0	.000	.000	0
2002—NL, Mil.	.000	1	2	1	1	0	0	0	0	0	0	0	0	0	1	0	0	0	0	.500	.500	0
2004—AL, Hou.	.250	1	4	1	1	0	0	0	0	0	0	0	0	0	0	0	0	0	0	.250	.250	0
2005—AL, Det.	.333	1	3	0	1	0	0	0	0	0	0	0	0	0	0	0	0	0	0	.333	.333	0
2006—AL, Pit.	.500	1	2	1	1	0	0	0	1	1	0	0	0	0	0	0	0	0	0	2.000	.500	0
2007—AL, SF	.000	1	3	0	0	0	0	0	0	0	0	0	0	0	0	0	0	0	0	.000	.000	0
Totals	.278	8	18	3	5	0	0	0	1	1	0	0	0	0	1	0	0	0	.444	.278	0	

CAREER FIELDING

POS	PCT	G	PO	A	E	TC	DP
OF	.964	1588	3137	125	123	3385	32

GUERRERO'S BESTS

Season	Game
AVG	.345 — 2000
H	206 — 2004 & 2002
HR	44 — 2000
RBI	131 — 1999
SB	40 — 2002
H	4 — 23 times, last, 6-9-08 vs. Tampa Bay
HR	2 — 36 times, last, 9-25-08 at Seattle
RBI	9 — 6-2-04 vs. Boston
SB	3 — 3 times, last, 9-20-02 at NYM
Hit Streak	31 — July 27 — Aug. 26, 1999



TORII HUNTER

48 **OUTFIELDER**

Bats: Right Throws: Right Ht.: 6-2 Wt.: 225

OPENING DAY AGE: 33 **BORN:** July 18, 1975
BIRTHPLACE: Pine Bluff, AR **RESIDES:** Prosper, TX
MARRIED: Katrina Hall, Nov. 22, 1996
CHILDREN: Cameron, Darius, Torii Jr., Monshadrik
ACQUIRED: Signed as Major League free agent, Nov. 21, 2007
SIGNED THRU: 2012 **M.L. SERVICE:** 9 yrs., 135 days



2008 SEASON:

■ Helped guide Angels to fourth division crown in five seasons in his first campaign with the club...Received his 8th consecutive Rawlings Gold Glove as he did not commit an error in 137 games in center field (354 total chances)...Has not committed an error since Aug. 31, 2007 vs. KC (1st game)...Logged 20-plus home runs for the seventh time in eight seasons...Tied for club-lead with 85 runs scored as Angels were 52-20 in games he scored...Also led Angels with 37 doubles and ranked second to Guerrero (61 & 282) with 60 extra-bases hits and 257 total bases...Ranked second to Chone Figgins with 19 stolen bases...Struck out 108 times to lead club...Best month came in July (.314, 9 HR, 21 RBI)...Posted 3rd multi-HR game of season July 26 at Baltimore (11th of career) with a season-high four runs scored and five RBI...First of two home runs July 7 at Texas reached second deck marking third opposing player to do so (Mark McGwire-1997 & Evan Longoria-2008)...Connected for walk-off grand slam April 7 vs. Cleveland, the third walk-off HR of his career...Just seventh walk-off slam by an Angel...Was 10th slam of his career...Had season-best 15-game hit streak July 15-August 4 (.375, 21/56)...Tied club-record with three doubles, April 18 vs. Seattle...Second time in his career with three doubles in a game (also July 8, 2001 vs. Cincinnati)...Handed down two-game suspension and fined by MLB Sept. 10 (Served suspension Sept. 10-11)...Ejected from game in 6th inning Sept. 8 vs. New York after disagreement at home plate with Ivan Rodriguez (first ejection as an Angel)...Placed on bereavement list July 22 to be with his ailing grandmother (Edna Cobbs) in Pine Bluff, AR...Was fifth different Opening Day (March 31 at Minnesota) starting centerfielder for Angels in as many seasons...The last player to play Opening Day against the team with which he had previously spent his entire career of as many games as Hunter was Don Kessinger...Kessinger played 1,648 games for the Cubs from 1964-1975, then joined the St. Louis Cardinals, who opened the 1976 season at home against Chicago...Signed five-year deal with Angels, Nov. 21, 2007.

**MOST GOLD GLOVES
 BY AMERICAN LEAGUE
 OUTFIELDERS**

Ken Griffey, Jr.	10
Al Kaline	10
Torii Hunter	8
Ichiro Suzuki	8
Paul Blair	8
Dwight Evans	8
Devon White	7
Carl Yastrzemski	7

HUNTER

CAREER HIGHLIGHTS:

■ 8-time Rawlings Gold Glove Award winner (2001-08) and two-time All Star (2002 & 2007)...Selected by fans to his first All-Star Game in 2002 in Milwaukee, becoming first Twin since Kirby Puckett in 1995 to start an All-Star game...Robbed Barry Bonds of a home run with a leaping catch against the wall in the first inning...Catch was later chosen as Best Defensive Play of the Year by the fans...Also voted baseball's Best Defensive Player Award for 2002 by the fans...Won Twins' Calvin R. Griffith Award as Most Valuable Player for 2002...Also ended the season sixth in AL MVP voting...Named outfielder on *The Sporting News* AL All-Star Team in 2002.

POST-SEASON EXPERIENCE:

■ Has career average of .350 (28/80) with three home runs and 13 RBI in 20 Division Series games...In 2008, was one of Angels' top performers as he batted .389 (7/18) with 5 RBI in four games of Division Series vs. Boston...Drove in 5 of Angels' 13 runs in series...Had clutch 2-out, 2-run game-tying single in 8th inning of Game 4 at Fenway Park...In 2006, helped lead the Twins to their fourth division title in five years...Against Oakland in the Division Series, batted .273 (3/11) with one home run and two RBI in a three-game sweep by the A's...In 2004, was one of Twins' top performers in DS vs. Yankees as he hit .353 (6/17) with five runs scored, one home run and two RBI...In 2003 vs. Yankees in Division Series, responded with a .429 clip (6/14) with a triple, a home run and two RBI...In 2002, made post-season debut in Division Series vs. Oakland and hit .300 (6/20) with two RBI in the five-game series...Struggled in the ALCS vs. Angels, hitting .167 (3/18) with two doubles in the five-game series.

MAJOR LEAGUE SUMMARY:

■ In 2007, took home his seventh consecutive Rawlings Gold Glove Award with Minnesota, passing Kirby Puckett for most ever by a Twins' outfielder...Appeared in career-high 160 games with Twins and posted career-best 107 RBI...Moved into seventh on Twins' all-time hit list with 1218 hits...Hit safely in career-high 23 straight games, going 35-for-94 (.372) from April 11-May 9, for fourth-longest hitting streak in Twins' history...Hit his seventh career grand slam, April 17 at Seattle...Went 3-for-5 with two home runs and a career-high seven RBI, May 13 vs. Detroit...Hit his eighth career grand slam and second of season, May 18 at Milwaukee...Eighth career multi-homer game (second of season), June 28 vs. Toronto...Ninth career grand slam (third of season), Aug. 15 at Seattle...His nine grand slams moved him into second place on Twins' All-Time list trailing only Harmon Killebrew (10)...Finished the year with 49-multi-hit games...Ended Twins' career ranking fifth on club's all-time list in doubles (259) and stolen bases (711) and seventh in total bases (2105), runs (672), home runs (192) and RBI (711)...Posted .995 fielding percentage (2 E, 394 TC)...Tied for American League lead in grand slams (three), was fourth in doubles, tied for sixth in extra-base hits (74), seventh in home runs and 10th in RBI.



40-MAN ROSTER

2009 ANGELS INFORMATION GUIDE

- In 2006 with **Twins**, recorded a season-high four hits, six RBI and hit fifth career grand slam, April 5 at Toronto...Homered in consecutive games, April 12-13...Had 10-game hit streak, going 17-for-39 (.436), May 3-13...Hit safely in 11 consecutive games, going 14-for-40 (.350), May 15-27...Had career-high three walks, May 23 vs. Cleveland...Hit .336 (36-for-107) with four home runs and 21 RBI in May...hit safely in six of eight games, going 10-for-30 (.333), June 11-20...Hit sixth career grand slam, June 28 vs. Los Angeles (NL)...Homered in consecutive games, June 28-30...Hit safely in 11 of 12 games, going 19-for-48 (.396), July 8-August 6...Placed on disabled list July 16 and missed 14 games from July 16-30 with a stress fracture in his left foot...Hit .333 (14-for-42) in 12 games in July...Hit safely in seven straight games from July 31-August 6 (.400)...Singled off Adam Loewen for 1,000th career hit, Aug. 22 at Baltimore...Homered six times in eight games from Aug. 18-26, including homering in a career-high four consecutive games (Aug. 23-26)...Homered in back-to-back games Sept. 2-3 in New York...Stole his seventh base of season Sept. 8 vs. Detroit, giving him 103 in his career, passing Cristian Guzman for sixth on Twins' all-time list...Hit .333 from Sept. 7-19, going 17-for-51 with four home runs and 15 RBI...Hit his 30th home run, Sept. 26 vs. Kansas City...Hit 31st home run, Oct. 1 vs. Chicago...Hit 10 homers with 29 RBI in final month of season...Won sixth consecutive Rawlings Gold Glove Award, becoming third Twin to win the award six-or-more times (Jim Kaat, 11 and Kirby Puckett, 6)...Won first-ever Mike Augustin Award as Twins' player who fosters healthy relations with the media.
- In 2005 with **Twins**, posted first career five-hit game, fourth career grand slam and tied career-high with six RBI, June 1 vs. Cleveland...Named American League Player of the Week, June 6-12...Posted fifth career two-homer game, June 7 at Arizona...Tied season-high with eight-game hit streak, June 10-18...Homered in consecutive games, June 24-25, including sixth career two-homer game, June 25 at Milwaukee...Disabled for remainder of season with fractured left ankle, July 30...Finished tied for seventh in AL in outfield assists and tied for 10th in stolen bases...Also tied career-high in stolen bases...Reinstated from 60-day disabled list, October 6...Rated second Best Defensive Outfielder and third Best Outfield Arm by Baseball America...Won fifth consecutive Rawlings Gold Glove Award.
- In 2004 with **Twins**, disabled with strained right hamstring, April 9-24...Hit 100th career home run off Esteban Loaiza, fourth career 4-hit game and fourth career 2-homer game, May 15 at Chicago...Had five-game hit streak, May 19-23...Was 6-for-15 (.400) in four games, May 29-June 1...Hit safely in seven of nine games, June 3-12...Had game-winning walk-off homer in 9th inning, June 4 vs. Detroit...Had seven-game hit streak, going 9-for-27 (.333), June 17-24...Had eighth-game hit streak, July 2-9...Was 8-for-22 (.364) in six games, July 18-23...Had game-winning 3-run walk-off homer in 11th inning and season-high six RBI, August 31 vs. Texas...Had season-high 11-game hit streak, going 15-for-40 (.375), Sept. 7-20...Led club in RBI and doubles...Tied for eighth in league in stolen bases...Won fourth consecutive Rawlings Gold Glove Award.
- In 2003 with **Twins**, hit safely in nine of 10 games, going 13-for-37 (.351), April 21-May 2...Homered in consecutive games, April 29-30, July 13-17 and July 20-21...Hit safely in 10 of 11 games, going 15-for-42 (.357), June 18-29...Had six-game hit streak, July 20-25...Hit safely in eight of nine games, Aug. 9-17...Hit safely in eight of nine games, going 12-for-32 (.375), Aug. 24-Sept. 2...Ejected by home plate umpire Phil Cuzzi for arguing balls and strikes, Sept. 1 vs. Anaheim...Posted season-high nine-game hit streak, Sept. 5-13...Had game-winning RBI in 10th inning, Sept. 7 vs. Texas...Homered in consecutive games, Sept. 12-13...Became first Twins' outfielder since Marty Cordova in 1996 to reach 100 RBI, Sept. 16 vs. Chicago...Had .991 (4 E, 434 TC) fielding percentage...Established career-highs in at-bats, RBI and walks...Led club in homers and RBI...Rated second Best American League Defensive Outfielder by Baseball America...Won third consecutive Rawlings Gold Glove Award.
- In 2002 with **Twins**, hit safely in 13 of 14 games, going 26-for-53 (.491) with three doubles, four homers and 14 RBI, April 7-21...Named American League Player of the Month for April, going 39-for-105 (.371) with nine homers and 20 RBI...Set club record with nine home runs in April...Was 11-for-31 (.355) with 2 doubles, 3 homers and 9 RBI in seven games, May 14-21...Posted third career 2-homer game and third career 4-hit game, May 16 at Kansas City...Collected season-high five RBI, May 21 vs. Texas...Had season-high nine-game hit streak, going 13-for-32 (.406), June 23-July 1...Homered in consecutive games, June 23-24, July 5-6, July 14-15 and Aug. 27-28...Hit third career grand slam off Jeff Nelson, July 5 at Seattle...Selected to first All-Star team, July 9 at Milwaukee...Became first Twin since Kirby Puckett in 1995 to be voted as All-Star starter...Ejected for throwing ball at Darys Baez after being hit by a pitch, July 18 at Cleveland (suspended by MLB, July 20-22)...Hit safely in 10 of 11 games, Aug. 11-22...Became fifth Twin to hit 20 homers and steal 20 bases in same season, Aug. 17 vs. Boston...Was 50-for-169 (.296) with six homers vs. lefthanders and 112-for-392 (.286) with 23 homers vs. righthanders...Had .992 (3 E, 375 TC) fielding percentage...Led club in homers, RBI and stolen bases and was tied for lead in games and doubles...Established career-highs in average, runs, hits, doubles, homers and stolen bases...Won second consecutive Rawlings Gold Glove Award...Won Calvin R. Griffith Award as Most Valuable Twin...Finished sixth in American League Most Valuable Player Award voting, being named on every ballot...Toured Japan with Major League All-Star team and won tournament Most Valuable Player Award.
- In 2001 with **Twins**, was disabled with strained right groin, April 6-21...Hit game-winning 3-run double in 10th inning, April 25 at Boston...Had seven-game hit streak, May 10-16...Collected second career 4-hit game and first career 2-homer game, May 26 vs. Oakland...Was 13-for-27 (.481) in 6 games, May 26-June 1...Had 9-game hit-streak, June 2-12...Hit second career grand slam off Omar Olivares and season-high four RBI, June 8 vs. Pittsburgh...Was 10-for-20 (.500) in five games, July 6-13...Posted second-career 2-homer game, July 12 at Milwaukee...Had eight-game hit-streak, going 13-for-32 (.407) with two doubles, one triple, one homer and five RBI, July 23-31...Hit first career inside-the-park home run, July 26 at Oakland...Hit safely in 11 of 12 games, going 16-for-46 (.348), Aug. 5-17...Homered in consecutive games, Aug. 11-12...Tied career-high with 12-game hit-streak, going 18-for-40 (.450), Sept. 10-29...Was 32-for-125 (.256) with six homers vs. lefthanders and 115-for-439 (.260) with 21 homers vs. righthanders...Went 8-for-24 (.333) with one homer and 18 RBI with the bases loaded...Had .992 (.478 TC, 4 E) fielding percentage...Led club in at-bats, home runs and outfield assists (14) and was second in RBI, runs, and total bases...Tied for second in AL in outfield assists...Rated Best Defensive Outfielder in AL by Baseball America...Won first Rawlings Gold Glove Award.
- In 2000, began season with **Minnesota**...Hit safely in 9 of 12 games, going 13-for-35 (.371), April 4-15...Posted season-high four RBI, April 14 at Baltimore...Optioned to **Salt Lake** May 25 and recalled July 28...Collected season-high four hits, Aug. 2 at Baltimore...Was 65-for-183 (.355) with five homers and 33 RBI in 49 games, raising average from .190 to .280, Aug. 2-Oct. 1...Homered in three consecutive games, Aug. 12-15...Hit safely in 19 of 21 games, going 33-for-75 (.440), Sept. 4-Oct. 1...Had 12-game hit streak, going 19-for-45 (.422), Sept. 18-29...Was 74-for-253 (.292) with three homers vs. righthanders...Was 30-for-102 (.294) with runners in scoring position...Had .989 (3 E, 285 TC) fielding percentage...Tied for third in league in outfield assists (12) and was seventh in triples.

- In 1999, hit first big league home run off Brian Moehler, April 15 at Detroit...Collected first career grand slam off Tim Wakefield and first career five RBI game, April 26 vs. Boston...Was 43-for-146 (.295) in 51 games, July 15-Oct. 3...Tied season-high with three hits, Aug. 31 at Toronto...Posted season-high nine-game hit streak, Sept. 4-13...Was 33-for-112 (.295) with two homers vs. lefthanders and 65-for-272 (.239) with seven homers vs. righthanders...Had .997 (1 E, 292 TC) fielding percentage...Was third on club in outfield assists (7).
- In 1998, began season at double-A **New Britain**...Recalled by **Twins** April 29...Singled off Arthur Rhodes for first major league hit, May 1 at Baltimore...Was 2-for-4 with a double and two RBI, May 6 at Boston...Started five games in center field...Optioned to New Britain, May 12.
- In 1997, began season at double-A **New Britain**...Recalled by **Twins**, Aug. 22...Made major league debut as pinch-runner, Aug. 22 at Baltimore...Optioned to New Britain, Aug. 23.

MINOR LEAGUE SUMMARY:

- In 2000, began season at Minnesota before option to triple-A **Salt Lake**, May 25...Had 2-homer game and seven RBI, June 26 vs. Colorado Springs...Named **Twins' Minor League Player of the Week**, June 25-July 1...Selected as **Twins' Minor League Player of the Month** in June...Had 16-game hit-streak, going 32-for-72 (.444), July 8-27...Pacific Coast League Player of the Week, July 10-16...Homered in consecutive games on four occasions...Was first on club in stolen bases and tied for second in home runs...Had three grand slams...Recalled to Minnesota, July 28...Rated Best Defensive Outfielder and Most Exciting Player in Pacific Coast League by Baseball America.
- In 1998, began season at double-A **New Britain**...Was 9-for-22 (.409) in first five games, April 10-14...Recalled by **Twins**, April 29...Optioned to New Britain, May 12...Had game-winning RBI double in ninth inning, June 9 at Norwich...Homered in consecutive games, June 23-24...Hit safely in nine of 10 games, going 16-for-43 (.372), June 16-26...Selected to play in Eastern League All-Star game, July 8 at New Haven...Had eight-game hit streak, July 6-13...Was 72-for-245 (.294) with five homers vs. righthanders and 15-for-63 (.238) with one homer vs. lefthanders...Disabled with sprained left wrist, July 28-Aug. 11...Promoted to triple-A **Salt Lake**, Aug. 11...Was 3-for-5 with a homer and six RBI, Aug. 13 at Las Vegas...Homered in consecutive games, Aug. 28-29...Tied season-high eight-game hit streak, Aug. 21-29...Was 10-for-32 (.313) with runners in scoring position...Was 13-for-25 (.520) with one homer vs. lefthanders and 18-for-67 (.269) with three homers vs. righthanders...Played for Phoenix in Arizona Fall League.
- In 1997, began season at double-A **New Britain**...Collected season-high four hits and four RBI, April 19 vs. Akron...Posted second 4-RBI game of season, April 26 at Akron...Had season-high six-game hit streak, May 14-21...Hit game-winning RBI-single in 9th inning, May 25 at Portland...Collected second 4-hit game of season, Aug. 10 vs. Trenton...Recalled by **Twins**, Aug. 22 and optioned back to New Britain, Aug. 23...Hit safely in 14 of last 17 games, Aug. 12-Sept. 1...Was 5-for-10 (.500) with eight RBI with bases loaded...Led club in at-bats.
- In 1996, disabled with right knee injury, April 4-May 10...Began season at single-A **Ft. Myers**...Promoted to **New Britain**, May 15...Homered in consecutive games, July 19-20...Collected season-high three RBI, July 20 vs. Trenton...Homered in consecutive games, July 27-28 vs. Portland...Was 18-for-56 (.391) with two doubles, a triple, four homers and eight RBI in 14 games, July 15-28...Was 28-for-88 (.318) with four homers and 15 RBI in July...Had seven-game hit streak, going 17-for-29 (.586), Aug. 4-11...Tied season-high three hits, Aug. 11 at Canton...Was 3-for-8 (.375) with seven RBI with bases loaded.
- In 1995 at **Ft. Myers**, was **Twins' Minor League Player of the Week**, going 13-for-27 (.481) with two doubles, a homer and five RBI, June 30-July 6...Led club in runs and tied for team lead in hit by pitch (12)...Led league outfielders in double plays (7).
- In 1994 at **Ft. Wayne**, had 10-game hit streak, going 17-for-41 (.414), June 17-29...Named **Twins' Minor League Player of the Week**, going 14-for-33 (.424) with three doubles, a triple, a home run and six RBI, June 24-30...Led team in batting and hit by pitch (10).
- In 1993, began professional career with **Gulf Coast League Twins**...Led team in hit by pitch (9).

PERSONAL/MISC:

- Torii Kedar Hunter.
- In partnership with the Heart of a Champion Foundation, and in conjunction with the Angels Baseball Foundation, launched 'The Torii Hunter Project's Education Initiative', that will provide college scholarships and character development curriculum to students in four states. Students in Anaheim, CA, Pine Bluff, AR, Las Vegas, NV and Minneapolis, MN will benefit from the program.
- In 2008, helped fund a youth softball field project (Torii Hunter Field) along with Magical Builders which will serve as a home to the Boys and Girls Clubs of Placentia and the Angels' RBI League.
- Hosted Amanda West for a game and pre-game recognition at Angel Stadium as part of the Major League Baseball's "Breaking Barriers" program.
- Served Angels team representative for MLB's Home Run Challenge to benefit the Prostate Cancer Foundation.
- Selected as the 2007 Marvin Miller Man of the Year by the MLB Players Association...Award is given to the player whose on-field and off-field performances most inspires others to a higher level of achievement.
- Was actively involved in several community endeavors while with **Twins**...Is dedicated to getting involved in Southern California community and various charitable endeavors...Established the Torii Hunter Project, which partners with Little League Baseball's Urban Initiative to help improve and maintain baseball diamonds in urban cities.
- Won first ever Mike Augustin Award in 2006 as **Twins** player who fosters healthy relations with the media.
- 2002 **Twins** representative for the Roberto Clemente Award...2004 recipient of the Carl R. Pohlad Award recognizing outstanding community service throughout the Upper Midwest...While with **Twins**, designated time and effort in support of Athletes In Action, Big Brothers & Big Sisters of Minneapolis and St. Paul, the **Twins' Rookie League** and R.B.I. program, and **TwinsCare**, a ticket program for underprivileged youth.
- 1993 graduate of Pine Bluff (AR) High School where he played baseball, basketball, football and track...Named first team All-State his junior and senior seasons...Played on South squad in 1992 Junior Olympics...Selected to High School National Team by USA Today, All-American Team by *Baseball America* and Gatorade Arkansas Player of the Year in 1993.
- In February 2008, inducted into the Arkansas Sports Hall of Fame's 50th anniversary class.
- Is a cousin of Choo Freeman in LA Dodgers' system.
- Signed by scouts Larry Corrigan, Mike Radcliff and Mike Ruth.



40-MAN ROSTER

2009 ANGELS INFORMATION GUIDE

HUNTER'S LIFETIME PLAYING RECORD

Year	Club	AVG	G	AB	R	H	2B	3B	HR	RBI	SH	SF	HBP	BB	IBB	SO	SB	CS	GDP	SLG	OBP	E
1993	—GCL Twins	.190	28	100	6	19	3	0	0	8	1	0	9	4	0	23	4	2	1	.220	.283	6
1994	—Fort Wayne	.293	91	335	57	98	17	1	10	50	0	2	10	25	1	80	8	10	5	.439	.358	7
1995	—Fort Myers	.246	113	391	64	96	15	2	7	36	5	1	12	38	1	77	7	4	5	.348	.330	7
1996	—Fort Myers	.188	4	16	1	3	0	0	0	1	0	0	0	2	0	5	1	1	0	.188	.278	0
	—New Britain	.263	99	342	49	90	20	3	7	33	9	1	7	28	1	60	7	7	7	.401	.331	4
1997	—New Britain	.231	127	471	57	109	22	2	8	56	6	1	3	47	1	94	8	8	6	.338	.305	7
1998	—New Britain	.282	82	308	42	87	24	3	6	32	4	3	6	19	1	64	11	9	2	.438	.329	2
	—Minnesota	.235	6	17	0	4	1	0	0	2	0	0	0	2	0	6	0	1	1	.294	.316	0
	—Salt Lake	.337	26	92	15	31	7	0	4	20	2	1	1	1	0	13	2	2	3	.543	.347	2
1999	—Minnesota	.255	135	384	52	98	17	2	9	35	1	5	6	26	1	72	10	6	9	.380	.309	1
2000	—Minnesota	.280	99	336	44	94	14	7	5	44	0	2	2	18	2	68	4	3	13	.408	.318	3
	—Salt Lake	.368	55	209	58	77	17	2	18	61	1	3	3	11	0	28	11	3	4	.727	.403	3
2001	—Minnesota	.261	148	564	82	147	32	5	27	92	1	1	8	28	0	125	9	6	12	.479	.306	4
2002	—Minnesota	.289	148	561	89	162	37	4	29	94	0	3	5	35	3	118	23	8	17	.524	.334	3
2003	—Minnesota	.250	154	581	83	145	31	4	26	102	0	6	5	50	7	106	6	7	15	.451	.312	4
2004	—Minnesota	.271	138	520	79	141	37	0	23	81	0	2	7	40	4	101	21	7	23	.475	.330	4
2005	—Minnesota	.269	98	372	63	100	24	1	14	56	0	4	6	34	3	65	23	7	8	.452	.337	3
2006	—Minnesota	.278	147	557	56	155	21	2	31	98	0	4	5	45	2	108	12	6	19	.490	.336	4
2007	—Minnesota	.287	160	600	94	172	45	1	28	107	0	5	5	40	10	101	18	9	17	.505	.334	2
2008	—LAA	.278	146	551	85	153	37	2	21	78	0	1	6	50	6	108	19	5	15	.466	.344	0
Major Totals		.272	1380	5043	757	1371	296	28	213	789	2	33	55	369	38	978	145	65	149	.468	.326	28
Minor Totals		.269	625	2264	349	610	125	13	60	297	28	12	49	175	5	444	59	46	36	.416	.334	38

Originally selected by Minnesota Twins in the first round of the 1993 free agent draft.

* led or tied for league lead
(1) rehab assignment

Disabling Injuries: 2006 — Stress fracture left foot; disabled June 16-30.
2005 — Fractured left ankle; disabled July 30 - end of season.
2004 — Strained right hamstring; disabled April 9-24.
2001 — Strained right groin; disabled April 6-21.

2008

CAREER

2008

CAREER

	AVG	AB	H	HR	RBI	AVG	AB	H	HR	RBI	AVG	AB	H	HR	RBI	AVG	AB	H	HR	RBI	
Angels	—	—	—	—	—	.270	267	72	13	32	March	.000	4	0	0	.000	8	0	0	0	
Baltimore	.448	29	13	3	13	.284	289	12	82	45	April	.317	101	32	4	16	.267	790	211	35	137
Boston	.361	36	13	3	6	.327	220	72	8	37	May	.258	97	25	3	10	.265	971	257	36	138
Chicago	.231	39	9	1	2	.258	485	125	23	72	June	.250	96	24	2	11	.271	853	231	38	136
Cleveland	.200	25	5	2	5	.291	505	147	22	82	July	.314	86	27	9	21	.277	755	209	39	112
Detroit	.294	34	10	1	7	.275	487	134	12	74	Aug.	.271	96	26	1	10	.269	891	240	33	135
Kansas City	.235	17	4	0	0	.270	512	138	22	80	Sept.	.268	71	19	2	10	.291	728	212	31	121
Minnesota	.156	32	5	1	2	.156	32	5	1	2	Home	.298	262	78	10	37	.275	2454	676	95	385
NY Yankees	.285	28	8	2	8	.236	225	53	7	28	Road	.260	289	75	11	41	.268	2589	695	118	404
Oakland	.206	68	14	0	2	.228	307	70	11	37	Day	.297	118	35	5	15	.248	1497	371	61	211
Seattle	.281	57	16	0	7	.296	294	87	12	48	Night	.273	433	118	16	63	.282	3546	1000	152	578
Tampa Bay	.306	36	11	1	4	.251	267	67	12	36	Grass	.281	501	141	20	75	.277	2545	704	114	401
Texas	.333	57	19	4	12	.308	312	96	14	67	Turf	.240	50	12	1	3	.267	2498	667	99	388
Toronto	.229	35	8	2	2	.226	270	61	14	44	Pre-ASG	.269	342	92	12	43	.267	2920	781	123	456
Arizona	—	—	—	—	—	.286	35	10	2	8	Post-ASG	.393	209	61	9	35	.278	2123	590	90	333
Atlanta	.273	11	3	1	2	.250	32	8	2	7	Vs. LHP	.304	148	45	4	17	.284	1401	398	61	223
Chicago	—	—	—	—	—	.250	32	8	3	4	Vs. RHP	.268	403	108	17	61	.267	3642	973	152	566
Cincinnati	—	—	—	—	—	.409	22	9	1	5	RISP	.268	142	38	5	57	.275	1441	396	58	577
Colorado	—	—	—	—	—	.111	9	1	0	1	Bases Loaded	.333	12	4	12	.273	139	38	10	117	
Florida	—	—	—	—	—	.407	27	11	0	6	Pinch-hitting	—	—	—	—	.105	19	2	0	0	
Houston	—	—	—	—	—	.192	26	5	1	3	DH	.125	32	4	0	2	.220	132	29	2	22
Los Angeles	.143	14	2	0	2	.235	34	8	2	9											
New York	.455	11	5	0	4	.234	47	8	2	7											
Philadelphia	.300	10	3	0	0	.267	30	8	1	4											
Pittsburgh	—	—	—	—	—	.300	30	9	3	9											
St. Louis	—	—	—	—	—	.167	18	3	0	1											
San Diego	—	—	—	—	—	.280	25	7	1	3											
San Francisco	—	—	—	—	—	.348	23	8	1	4											
Washington	.417	12	5	0	0	.351	37	13	1	6											



40-MAN ROSTER

2009 ANGELS INFORMATION GUIDE

CAREER BATTING AT MAJOR LEAGUE PARKS

AL	AVG	AB	H	HR	RBI	NL	AVG	AB	H	HR	RBI
Angel Stadium	.290	390	113	17	56	AT&T Park	.500	10	5	0	2
Camden Yards	.290	169	49	10	31	Busch Stadium 1	.167	18	3	0	1
Comerica Park	.264	246	65	5	33	Chase Field	.391	23	9	2	4
Fenway Park	.344	131	45	6	26	Citizens Bank Park	.300	10	3	0	0
Kauffman Stadium	.275	276	76	8	45	County Stadium	.500	4	2	0	0
Kingdome	.111	9	1	0	0	Dodger Stadium	.176	17	3	1	2
McAfee Coliseum	.229	140	32	3	14	Dolphin Stadium	.429	14	6	0	1
Metrodome	.272	2208	601	86	349	Miller Park	.113	80	25	8	20
Progressive Field	.259	243	63	13	44	Minute Maid Park	.182	11	2	0	1
Rangers Ballpark	.300	160	48	9	35	Nationals Park	.417	12	5	0	0
Rogers Centre	.184	114	21	5	17	Olympic Stadium	.231	13	3	1	4
Safeco Field	.301	153	46	6	28	PNC Park	.364	11	4	1	2
Tiger Stadium	.333	12	4	1	1	Qualcomm Stadium	.308	13	4	1	2
Tropicana Field	.271	144	39	6	15	Shea Stadium	.167	24	4	2	3
U.S. Cellular Field	.252	242	61	14	34	Veterans Stadium	.200	10	2	1	3
Yankee Stadium	.193	114	22	5	14	Wrigley Field	.227	22	5	2	2

CAREER MULTIPLE HOME RUN GAMES (11)

July 26, 2008 at Baltimore	July 7, 2008 at Texas	April 7, 2008 vs. Cleveland	June 28, 2007 vs. Toronto
May 13, 2007 vs. Detroit	June 25, 2005 at Milwaukee	June 7, 2005 at Arizona	May 15, 2004 at CWS
May 16, 2002 at Kansas City	July 12, 2001 at Milwaukee	May 26, 2001 vs. Oakland (GM 2)	

CAREER GRAND SLAMS (10)

April 7, 2008 vs. Cleveland	August 15, 2007 at Seattle	May 18, 2007 at Milwaukee	April 17, 2007 at Seattle
June 28, 2006 vs. LAD	June 25, 2005 at Milwaukee	June 1, 2005 vs. Cleveland	July 5, 2002 at Seattle
June 8, 2001 vs. Pittsburgh	April 26, 1999 vs. Boston		

ALL-STAR GAME RECORD

Year	Club	Site	AVG	G	AB	R	H	2B	3B	HR	RBI	SH	SF	HBP	BB	IBB	SO	SB	CS	GDP	SLG	OBP	E
2002	Twins	Mil.	.000	1	2	0	0	0	0	0	0	0	0	0	0	0	0	0	0	0	.000	.000	0
2007	Twins	SF	.000	1	2	0	0	0	0	0	0	0	0	0	0	0	0	0	0	0	.000	.000	0
Totals			.000	2	4	0	0	0	0	0	0	0	0	0	0	0	0	0	0	0	.000	.000	0

DIVISION SERIES TOTALS

Year	Club	Opp	AVG	G	AB	R	H	2B	3B	HR	RBI	SH	SF	HBP	BB	IBB	SO	SB	CS	GDP	SLG	OBP	E
2002	Twins	Oak.	.300	5	20	4	6	4	0	0	2	0	0	0	1	0	4	0	0	0	.500	.333	0
2003	Twins	NYG	.429	4	14	3	6	0	1	1	2	0	0	0	2	1	2	0	0	0	.786	.500	0
2004	Twins	NYG	.353	4	17	5	6	1	0	1	2	0	1	0	1	0	1	2	0	0	.588	.338	0
2006	Twins	Oak.	.273	3	11	1	3	1	0	1	2	1	0	0	0	0	1	0	0	0	.636	.273	0
2008	LAA	Bos.	.389	4	18	2	7	0	0	0	5	0	0	0	1	0	3	0	0	0	.389	.421	1
Totals			.350	20	80	15	28	6	1	3	13	1	1	0	5	1	11	2	0	0	.563	.384	1

LEAGUE CHAMPIONSHIP SERIES TOTALS

Year	Club	Opp.	AVG	G	AB	R	H	2B	3B	HR	RBI	SH	SF	HBP	BB	IBB	SO	SB	CS	GDP	SLG	OBP	E
2002	Twins	Ana.	.167	5	18	2	3	2	0	0	0	1	0	0	1	0	3	0	0	2	.278	.211	0

CAREER FIELDING

POS	PCT	G	PO	A	E	TC	DP
OF	.992	1333	3421	76	28	3525	18

HUNTER'S BESTS

	Season	Game
AVG	.289 — 2002	H 5 — vs. Cleveland, 6-1-05
H	172 — 2007	HR 2 — 11 times; last, vs. Balt., 7-26-08
HR	31 — 2006	RBI 7 — vs. Detroit, 5-13-07
RBI	107 — 2007	SB 2 — 12 times; last, vs. NYG, 9-8-08
SB	23 — 2005 & 2002	Hit Streak 23 — April 11-May 9, 2007

HUNTER



40-MAN ROSTER

2009 ANGELS INFORMATION GUIDE

MAICER IZTURIS

13

INFIELDER

BATS: Switch THROWS: Right HT.: 5-8 WT.: 170

OPENING DAY AGE: 28 BORN: Sept. 12, 1980
BIRTHPLACE: Barquisimeto, VZ RESIDES: Barquisimeto, VZ
MARRIED: Mileidys Franco, Feb. 12, 2000
CHILDREN: Andreina
ACQUIRED: Washington Nationals along with OF Juan Rivera in
exchange for OF Jose Guillen, Nov. 10, 2004
SIGNED THRU: 2009 M.L. SERVICE: 4 yrs., 38 days



2008 SEASON:

- In fourth season with **Angels**, was Opening Day shortstop and everyday contributor before having season-ending surgery in mid-August...Diagnosed with a torn ulnar collateral ligament in his left thumb and underwent surgery Aug. 19...Originally suffered injury diving for a ball Aug. 1 at New York and re-aggravated the injury diving for a ball on Aug. 13 vs. Seattle...Placed on 15-day DL Aug. 15 (retro to 8/14)...Missed 61 games on two DL stints...Also on DL May 1-13 (retro to 4/28) with a strained lower back...Hit safely in 32 of last 40 games (.321; 52/162) and ended campaign batting .269 (78/290) with 44 runs, 14 doubles, two triples, three home runs and 37 RBI in 79 games...Committed just four errors in 75 infield starts...Made starts at shortstop (50), second base (20), and third base (5)...Batted in third spot 14 times (Angels were 11-3)...Made 18 starts in leadoff spot...Collected game winning RBI with pinch-hit single in 11th inning July 10 at Texas...Marked first pinch-hit appearance of season and first PH-RBI of career...Collected game-winning walkoff RBI single June 1 vs. Toronto (off B.J. Ryan)...Tied career-high with four hits May 31 vs. Toronto (2nd time)...Had 13-game hit streak (May 31 - June 14) to match career-high (2005)...Collected third home run of season June 7 at Oakland...Marked second straight game leading off with HR, third Angel in club history to accomplish feat (Rex Hudler, May 20-21, 1996 & Brian Downing, April 14-15, 1987) and first to do so from both sides of the plate in franchise annals.

POST-SEASON EXPERIENCE:

- In 2007 Division Series vs. Boston, led Angels with a .333 clip (4/12)...Posted two doubles and two stolen bases in the three games...Made post-season debut in 2005 with Angels...Did not appear in DS vs. NYY...Appeared at shortstop as defensive replacement in Game 4 of ALCS vs. CWS...Did not register a plate appearance.

MAJOR LEAGUE SUMMARY:

- In third season with **Angels** in 2007, established career-highs in home runs (6) and RBI (51) despite two trips to disabled list with right hamstring injuries (missed 38 games)...One of Angels top performers down the stretch as he hit safely in 24 of last 31 games batting .354 (40/113)...Led Angels batting .406 (39/96) with RISP...Hit .351 at home (59/168) compared to .226 (38/168) on road...2-run home run in 8th inning, Aug. 11 vs. Minnesota marked his fourth HR in span of 11 games...Hit first career grand slam in 6th inning, Aug. 10 vs. Minnesota (Scott Baker)...Four RBI marked a career-high...Scored career-best four runs Aug. 21 vs. NYY...Had season-best 11-game hit streak (Aug. 21-Sept. 1).
- In 2006, played second season with **Angels** and established career highs in several offensive categories including average (.293), hits (103), home runs (5), RBI (44) and stolen bases (14)...Spent majority of first half of season on disabled list (April 24 - June 8) with a strained left hamstring...Played nine games on rehab assignment with triple-A Salt Lake...Hit .261 (23/88) before the All-Star break and .303 (80/264) after the break...Switch-hitter batted .307 (82/267) from the left side as opposed to .247 (21/85) from the right side...Made starts at third base (78), shortstop (4) and second base (3)...Angels went 49-29 in his last 78 starts...Batted in leadoff spot in 18 of last 19 starts...Batted .319 (66/207) in #2 spot...Four of his five home runs came on the road...Best month came in August in which he batted .313 (31/99) with three home runs and 10 RBI...Logged career-best four hits, July 17 vs. Cleveland...Collected two hits in inning (6th), July 4 at Seattle - did it again, July 26 at Tampa Bay - 2nd inn.
- In 2005, played key utility role in first season with **Angels**, making starts at third base (26), shortstop (21) and second base (1)...Hit .298 (28/94) before ASB, .196 (19/97) after...Batted .349 (15/43) with RISP...Committed three errors Sept. 20 vs. Tex., first Angel with three in a game since Gary DiSarcina (8-21-99)...Batted .385 (15/39) in June...Collected first HR as Angel and second of career, Aug. 26 at TB...Made 18 starts at shortstop during O. Cabrera injury (June 20-July 10)...Career-best 13-game hit streak (6/20-7/5), hitting .415 (22/53)...Collected a double in six-straight games, June 29-July 4...Appeared in same ML game with half-brother Cesar for first time, June 25 vs. LAD...Played in 10 rehab games at Salt Lake, batting .452 (14/31)...Missed 46 games due to a sprained MCL of left knee (4/27-6/18)...Suffered injury during early BP, 4/26 at NYY...Also missed first eight games in Sept. with deep bruise in right quadriceps...Named Angels outstanding rookie in Spring Training...Hit .344 (22/64) with 16 RBI and team-leading 18 runs scored...Made first Opening Day roster.

IZTURIS



MINOR LEAGUE SUMMARY:

- In **2004**, started seventh professional season with triple-A **Edmonton**, batting .338 (127/376) with 19 doubles, two triples, three home runs and 36 RBI in 99 games...Ranked second among Expos minor leaguers in batting...Also ranked second in PCL in on-base percentage (.428), tied with teammate Ryan Church...Hit in season-best 10 games, July 9-21...Hit streak also included seven-straight multi-hit efforts, July 11-20...Named by *Baseball America* as one of Minor League Baseball's 12 breakout players...Had contract selected by **Montreal**, Aug. 27...Posted .206 (22/107) average with five doubles, two triples, one home run and four RBI in 32 games with Expos...Singled in first plate appearance (Dennis Tankersley)...Older brother, Cesar, also singled in first plate appearance (June 23, 2001 at Bos. off Frank Castillo)...First ML home run came off Mark Prior, Aug. 31 vs. Cubs.
- In **2003**, split time between double-A Akron and triple-A Buffalo in Indians organization...Posted .280 (61/218) average with 11 doubles, five triples, one home run and 29 RBI in 53 games with **Akron**...After promotion to **Buffalo**, batted .262 (79/301) with 16 doubles, four triples, two home runs and 29 RBI in 85 games...On the season, posted career-highs in games (138), at-bats (519), total bases (194), doubles, (27), triples (9), and RBI (49).
- In **2002**, split fifth professional season with single-A **Kinston** and **Akron**...Batted .262 (61/233) with 13 doubles, one triple, one home run and 30 RBI in 58 games...Posted .277 average (70/253) with 12 doubles, seven triples and 32 RBI in 67 games with Aeros...Tied career-high with 32 stolen bases.
- In **2001**, batted .240 (104/433) with 16 doubles, six triples, one home run and 39 RBI in 114 games with **Kinston**...Set career-high's in strikeouts (81) and stolen bases (32)...Ranked third in South Atlantic League in triples and fourth in stolen bases.
- In **2000**, began third professional season with single-A **Columbus**, batting .276 (8/29) with one double and one RBI in 10 games with Red Stixx.
- In **1999**, posted .300 (66/220) average with five doubles, three triples, four home runs and 23 RBI in 57 games with **Columbus**.
- In **1998**, began professional career at rookie-level **Burlington**, batting .290 (63/217) with eight doubles, two triples, two home runs and 33 RBI in 55 games.

PERSONAL/MISC:

- Maicer E. Izturis (My-sair iss-TUR-iss).
- Only Angel in history with last name to begin with letter "I".
- Half-brother Cesar plays for Baltimore Orioles.
- Takes part in numerous Angels community events and youth baseball clinics.

IZTURIS' LIFETIME PLAYING RECORD

Year	Club	AVG	G	AB	R	H	2B	3B	HR	RBI	SH	SF	HBP	BB	IBB	SO	SB	CS	GDP	SLG	OBP	E
1998	Burlington	.290	55	217	33	63	8	2	2	33	2	0	0	17	0	32	16	6	4	.373	.342	20
1999	Columbus	.300	57	220	46	66	5	3	4	23	1	3	1	20	0	28	14	2	2	.405	.357	12
2000	Columbus	.276	10	29	4	8	1	0	0	1	0	0	0	3	0	3	0	0	1	.310	.344	2
2001	Kinston	.240	114	433	47	104	16	6	1	39	10	4	8	31	1	81	32	9	8	.312	.300	17
2002	Kinston	.262	58	233	28	61	13	1	1	30	3	1	1	24	0	26	24	6	2	.339	.332	8
	Akron	.277	67	253	34	70	12	7	0	32	5	3	3	17	0	28	8	4	10	.379	.326	11
2003	Akron	.280	53	218	31	61	11	5	1	20	6	2	1	24	1	23	14	6	4	.390	.351	12
	Buffalo	.262	85	301	43	79	16	4	2	29	9	2	1	24	0	28	14	6	14	.362	.317	13
2004	Edmonton	.338	99	376	65	127	19	2	3	36	4	2	4	57	1	30	14	12	12	.423	.428	12
	Montreal	.206	32	107	10	22	5	2	1	4	2	0	2	10	1	20	4	0	1	.318	.286	8
2005	LAA	.246	77	191	18	47	8	4	1	15	1	1	0	17	2	21	9	3	5	.346	.306	10
	Salt Lake (1)	.452	10	31	10	14	4	0	0	2	1	0	0	7	0	4	4	4	2	.581	.553	0
2006	LAA	.293	104	352	64	103	21	3	5	44	5	1	3	38	1	35	14	6	7	.412	.365	14
	Salt Lake (1)	.306	9	36	5	11	5	1	0	5	0	2	0	5	0	5	1	0	0	.500	.372	2
2007	LAA	.289	102	336	47	97	17	2	6	51	1	4	0	33	2	39	7	1	4	.405	.349	4
	Salt Lake (1)	.306	9	36	5	11	5	1	0	5	0	2	0	5	0	5	1	0	0	.500	.372	2
2008	LAA	.269	79	290	44	78	14	2	3	37	2	2	1	26	0	27	11	2	9	.362	.329	4
	Cucamonga(1)	.500	1	2	0	1	0	0	0	0	0	0	0	0	0	1	0	0	0	.500	.500	0
Angels Totals		.278	362	1169	173	325	60	11	15	147	9	8	4	114	5	122	41	12	25	.387	.342	32
Major Totals		.272	394	1276	183	347	65	13	16	151	11	8	6	124	6	142	45	12	26	.381	.337	40
Minor Totals		.284	630	2388	354	678	112	31	14	253	41	20	19	238	4	294	141	55	59	.374	.351	98

- * led or tied for league lead
- (1) rehab assignment

Signed as non-drafted free agent by Cleveland, April 1, 1998.

Traded by Indians with OF Ryan Church to Expos for LHP Scott Stewart, Jan. 5, 2004.

- Disabling Injuries:** **2008** — Torn ulnar collateral ligament left thumb (surgery), disabled August 15 (retro to 8/14) - remainder of season
Strained lower back, disabled May 1 (retro to 4/28) - May 12
- 2007** — Right hamstring irritation, disabled May 22 - July 1.
Tightness in right hamstring, disabled May 3-14.
- 2006** — Strained left hamstring, disabled April 24 - June 8.
- 2005** — Sprained MCL in left knee, disabled April 28 (retro to 4/26) - June 17.



40-MAN ROSTER

2009 ANGELS INFORMATION GUIDE

	2008					CAREER					2008					CAREER					
	AVG	AB	H	HR	RBI	AVG	AB	H	HR	RBI	AVG	AB	H	HR	RBI	AVG	AB	H	HR	RBI	
Angels	—	—	—	—	—	—	—	—	—	—	March	.000	3	0	0	0	.000	3	0	0	0
Baltimore	.000	7	0	0	0	.231	39	9	0	4	April	.206	68	14	0	10	.238	185	44	1	25
Boston	.323	31	10	0	7	.275	91	25	1	14	May	.254	63	16	1	5	.244	78	19	1	6
Chicago	.222	18	4	0	1	.222	54	12	1	5	June	.338	77	26	2	12	.325	151	49	2	24
Cleveland	.211	19	4	0	0	.344	64	22	0	4	July	.273	66	18	0	8	.286	315	90	3	37
Detroit	.190	21	4	1	4	.250	52	13	1	10	Aug.	.308	13	4	0	2	.274	266	73	8	36
Kansas City	.000	7	0	0	0	.238	42	10	1	6	Sept.	—	—	—	—	.260	265	69	1	22	
Minnesota	.167	12	2	0	3	.250	56	14	2	13	Oct.	—	—	—	—	.231	13	3	0	1	
New York	.125	8	1	0	1	.339	62	21	1	6	Home	.293	147	43	1	14	.292	643	188	7	67
Oakland	.269	26	7	2	3	.290	155	45	3	18	Road	.245	143	35	2	23	.251	633	159	9	84
Seattle	.433	30	13	0	7	.275	142	39	3	17	Vs. LHP	.258	62	16	1	11	.240	287	69	3	41
Tampa Bay	.417	12	5	0	2	.260	73	19	1	9	Vs. RHP	.272	228	62	2	26	.281	989	278	13	110
Texas	.300	20	6	0	3	.308	159	49	1	22	Pre-ASG	.271	240	65	3	30	.271	528	143	5	68
Toronto	.242	33	8	0	3	.253	79	20	0	7	Post-ASG	.260	50	13	0	7	.273	748	204	11	83
Arizona	—	—	—	—	—	.167	12	2	0	3	RISP	.319	69	22	0	33	.335	310	104	4	131
Atlanta	.167	12	2	0	2	.143	28	4	0	2	Bases Loaded	.444	9	4	0	10	.462	26	12	1	31
Chicago	—	—	—	—	—	.350	20	7	1	2	Pinch-hitting	1.000	1	1	0	1	.154	13	2	0	1
Cincinnati	—	—	—	—	—	—	—	—	—	—	DH	—	—	—	—	.357	14	5	0	0	
Colorado	—	—	—	—	—	.308	13	4	0	0											
Florida	—	—	—	—	—	.071	28	2	0	0											
Houston	—	—	—	—	—	—	—	—	—	—											
Los Angeles	.350	20	7	0	1	.302	43	13	0	4											
Milwaukee	—	—	—	—	—	—	—	—	—	—											
New York	.444	9	4	0	0	.286	21	6	0	0											
Philadelphia	.200	5	1	0	0	.241	29	7	0	1											
Pittsburgh	—	—	—	—	—	—	—	—	—	—											
St. Louis	—	—	—	—	—	—	—	—	—	—											
San Diego	—	—	—	—	—	.250	12	3	0	1											
San Francisco	—	—	—	—	—	.500	2	1	0	3											
Washington	—	—	—	—	—	—	—	—	—	—											

CAREER BATTING AT MAJOR LEAGUE PARKS

AL	AVG	AB	H	HR	RBI	NL	AVG	AB	H	HR	RBI
Angel Stadium	.299	585	175	6	63	AT&T Park	.500	2	1	0	3
Camden Yards	.174	23	4	0	2	Chase Field	.167	12	2	0	3
Comerica Park	.176	17	3	0	2	Citizens Bank Park	.158	19	3	0	0
Fenway Park	.298	57	17	0	9	Dodger Stadium	.250	8	2	0	0
Kauffman Stadium	.321	28	9	1	6	Dolphin Stadium	.000	5	0	0	0
McAfee Coliseum	.269	93	25	3	9	Miller Park	.286	7	2	0	3
Metrodome	.256	39	10	0	6	Olympic Stadium	.224	58	13	1	4
Progressive Field	.273	11	3	0	0	Shea Stadium	.167	6	1	0	0
Rangers Ballpark	.338	80	27	1	17	Turner Field	.000	8	0	0	0
Rogers Centre	.167	30	5	0	2	Wrigley Field	.556	9	5	0	0
Safeco Field	.220	82	18	1	9						
Tropicana Field	.250	32	8	1	6						
U.S. Cellular Field	.220	41	9	1	4						
Yankee Stadium	.208	24	5	1	3						

CAREER GRAND SLAMS (1)

August 10, 2007 vs. Minnesota

DIVISION SERIES TOTALS

Year	Club	Opp	AVG	G	AB	R	H	2B	3B	HR	RBI	SH	SF	HBP	BB	IBB	SO	SB	CS	GDP	SLG	OBP	E
2007	LAA	Bos.	.333	3	12	1	4	2	3B	0	0	0	0	0	0	0	2	2	0	0	.500	.333	0

LEAGUE CHAMPIONSHIP SERIES TOTALS

Year	Club	Opp	AVG	G	AB	R	H	2B	3B	HR	RBI	SH	SF	HBP	BB	IBB	SO	SB	CS	GDP	SLG	OBP	E
2005	LAA	CWS	---	1	0	0	0	0	0	0	0	0	0	0	0	0	0	0	0	0	---	---	0

CAREER FIELDING

POS	PCT	G	PO	A	E	TC	DP
2B	.991	78	124	189	3	316	47
3B	.942	190	87	305	24	416	27
SS	.972	117	163	289	13	465	62
OF	1.000	1	1	1	0	2	1

IZTURIS' BESTS

Season	Game
AVG .293 — 2006	H 4 — 5-31-08 vs. Tor. & 7-17-06 vs. Clev.
H 103 — 2006	HR 1 — 16 times; last, 6-7-08 at Oakland
HR 6 — 2007	RBI 4 — 8-10-07 vs. Seattle
RBI 51 — 2007	SB 2 — 6-26-05 vs. LAD & 9-7-04 at Cubs
SB 14 — 2006	Hit Streak 13 — May 31 - June 14, 2008 & June 20-July 5, 2005



KEVIN JEPSEN

65

RIGHT-HANDED PITCHER

BATS: Right THROWS: Right HT.: 6-3 WT.: 215

OPENING DAY AGE: 24

BORN: July 26, 1984

BIRTHPLACE: Anaheim, CA

RESIDES: Phoenix, AZ

ACQUIRED: Selected in 2nd round of 2002 free agent draft

SIGNED THRU: 2009

M.L. SERVICE: 22 days



2008 SEASON:

- Began season at double-A **Arkansas**, posting 2-1 record, with 11 saves and a 1.42 ERA (31.2 IP - 5 ER) in 25 games... Limited opponents to a .198 clip...Allowed 22 hits, walked 18 and struck out 35...Led club in saves...Was Angels' Organizational Pitcher of Month for May (1-1, 7 SV, 0.63 ERA) in 12 games (14.1 IP, 11 H, 1 R, 9 BB, 12 SO) at Arkansas...Named to Texas League All-Star team...Promoted to triple-A **Salt Lake** and registered 1-3 record with two saves and a 2.35 ERA (23 IP - 6 ER) in 15 games...Allowed 17 hits (3 HR), walked 12 and struck out 21...Had contract selected by **Angels** from Salt Lake Sept. 7...Finished 0-1 with a 4.32 ERA (8.1 IP - 4 ER) in nine games...Made Major League debut Sept. 8 vs. New York working a 1-2-3 eighth inning...Was charged with first loss of MLB career (0-1) Sept. 23 at Seattle (.2 IP, 2 H, 3 R, 2 ER, 2 BB)...Member of Team USA that captured bronze medal in Beijing... Appeared in relief in four Olympic games with one save, 0.00 ERA (5.2 IP) and five strikeouts...Selected to USA All-Star Futures Game (DNP)...Was on Angels post-season roster but did not appear in Division Series vs. Boston.

MINOR LEAGUE SUMMARY:

- Spent 2007 season with single-A **Rancho Cucamonga**...Carried 4.19 ERA with three saves over 44 relief outings...Threw 14 consecutive scoreless innings from June 9 to July 6...Had 50 strikeouts in 53.2 innings pitched.
- Spent 2006 season with **Rancho Cucamonga**...Marked first season as a reliever as he was primarily a starter over previous four seasons...Went 4-4 with 16 saves and a 3.58 in 47 games in relief...Gave up one earned run in his first seven outings... Struck out 46 batters over 50.1 innings pitched.
- Opened 2005 season with **Angels rookie level club in Arizona**...Made seven starts and finished 0-1 with 5.52 ERA...Also made four starts with **Rancho Cucamonga** (0-1, 10.66 ERA).
- Spent 2004 season with single-A **Cedar Rapids**...Posted an 8-3 record with a 3.43 ERA in 27 starts with one shutout...Led league in shutouts and walks while ranking fifth in starts.
- 2003 campaign marked first full season in single-A with **Cedar Rapids**...Enjoyed fine season with **Kernels** as he finished 6-3 in 10 starts with a 2.65 ERA...Limited opponents to a .180 clip.
- In 2002, Made professional debut with rookie level **Arizona Angels**...Appeared in eight games (five starts) and finished 1-3 with a 6.84 ERA.

PERSONAL/MISC:

- Kevin Martin Jepsen.
- Graduated from Bishop Manogue High School (Nevada), where he was a first team All-American pitcher in 2002.
- Originally signed by Angels scout Todd Blyleven.
- Won a bronze medal as a reliever for the 2008 USA Olympic baseball team.

JEPSEN'S LIFETIME PITCHING RECORD

Year	Club	W-L	ERA	G	GS	CG	GF	SHO	SV	IP	H	R	ER	HR	HB	BB	IBB	SO	WP	BK	BAA
2002	—Angels (ASL)	1-3	6.84	8	5	0	1	0	0	26.1	29	22	20	3	5	12	0	19	1	0	.274
2003	—Cedar Rapids	6-3	2.65	10	10	0	0	0	0	51	32	24	15	2	2	28	0	42	0	0	.180
2004	—Cedar Rapids	8-10	3.43	27	27	1	0	1	0	144.1	122	68	55	6	12	77	1	136	14	2	.228
2005	—Angels (ASL)	0-1	5.52	7	7	0	0	0	0	14.2	8	10	9	1	3	11	0	17	4	1	.151
	—Cucamonga	0-1	10.66	4	4	0	0	0	0	12.2	19	18	15	2	1	10	0	11	0	0	.333
2006	—Cucamonga	4-4	3.58	47	0	0	41	0	16	50.1	51	26	20	2	4	34	0	46	6	0	.270
2007	—Cucamonga	1-5	4.19	44	0	0	16	0	3	53.2	61	29	25	2	3	38	2	50	4	0	.292
2008	—Arkansas	2-1	1.42	25	0	0	21	0	11	31.2	22	5	5	0	0	18	1	35	3	0	.198
	—Salt Lake	1-3	2.35	15	0	0	9	0	2	23	17	9	6	3	0	12	1	21	2	0	.212
	—LAA	0-1	4.32	9	0	0	0	0	0	8.1	8	5	4	0	0	4	0	7	1	0	.250
Minor Totals		23-31	3.75	187	53	1	88	1	32	407.2	361	208	170	21	30	240	5	377	34	3	.239



40-MAN ROSTER

2009 ANGELS INFORMATION GUIDE

	2008					CAREER					2008					CAREER										
	W-L-S	ERA	G	IP	ER	W-L-S	ERA	G	IP	ER	W-L-S	ERA	G	IP	ER	W-L-S	ERA	G	IP	ER						
Angels	—	—	—	—	—	—	—	—	—	—	—	—	—	—	—	—	—	—	—	—	—	—	—	—	—	
Baltimore	—	—	—	—	—	—	—	—	—	—	—	—	—	—	—	—	—	—	—	—	—	—	—	—	—	
Boston	—	—	—	—	—	—	—	—	—	—	—	—	—	—	—	—	—	—	—	—	—	—	—	—	—	
Chicago	—	—	—	—	—	—	—	—	—	—	—	—	—	—	—	—	—	—	—	—	—	—	—	—	—	
Cleveland	—	—	—	—	—	—	—	—	—	—	—	—	—	—	—	—	—	—	—	—	—	—	—	—	—	
Detroit	—	—	—	—	—	—	—	—	—	—	—	—	—	—	—	—	—	—	—	—	—	—	—	—	—	
Kansas City	—	—	—	—	—	—	—	—	—	—	—	—	—	—	—	—	—	—	—	—	—	—	—	—	—	
Minnesota	—	—	—	—	—	—	—	—	—	—	—	—	—	—	—	—	—	—	—	—	—	—	—	—	—	
New York	0-0-0	0.00	2	2.0	0	0-0-0	0.00	2	2.0	0	Home	0-0-0	0.00	4	4.0	0	0-0-0	0.00	4	4.0	0	0-0-0	0.00	4	4.0	0
Oakland	0-0-0	0.00	1	0.2	0	0-0-0	0.00	1	0.2	0	Road	0-1-0	8.31	5	4.1	4	0-1-0	8.31	5	4.1	4	0-1-0	8.31	5	4.1	4
Seattle	0-1-0	9.00	3	3.0	3	0-1-0	9.00	3	3.0	3	Pre-ASG	—	—	—	—	—	—	—	—	—	—	—	—	—	—	—
Tampa Bay	—	—	—	—	—	—	—	—	—	—	Post-ASG	0-1-0	4.32	9	8.1	4	0-1-0	4.32	9	8.1	4	0-1-0	4.32	9	8.1	4
Texas	0-0-0	3.38	3	2.2	1	0-0-0	3.38	3	2.2	1	Starter	—	—	—	—	—	—	—	—	—	—	—	—	—	—	—
Toronto	—	—	—	—	—	—	—	—	—	—	Reliever	0-1-0	4.32	9	8.1	4	0-1-0	4.32	9	8.1	4	0-1-0	4.32	9	8.1	4
Arizona	—	—	—	—	—	—	—	—	—	—		—	—	—	—	—	—	—	—	—	—	—	—	—	—	—
Atlanta	—	—	—	—	—	—	—	—	—	—		—	—	—	—	—	—	—	—	—	—	—	—	—	—	—
Chicago	—	—	—	—	—	—	—	—	—	—		—	—	—	—	—	—	—	—	—	—	—	—	—	—	—
Cincinnati	—	—	—	—	—	—	—	—	—	—		—	—	—	—	—	—	—	—	—	—	—	—	—	—	—
Colorado	—	—	—	—	—	—	—	—	—	—		—	—	—	—	—	—	—	—	—	—	—	—	—	—	—
Florida	—	—	—	—	—	—	—	—	—	—		—	—	—	—	—	—	—	—	—	—	—	—	—	—	—
Houston	—	—	—	—	—	—	—	—	—	—		—	—	—	—	—	—	—	—	—	—	—	—	—	—	—
Los Angeles	—	—	—	—	—	—	—	—	—	—		—	—	—	—	—	—	—	—	—	—	—	—	—	—	—
Milwaukee	—	—	—	—	—	—	—	—	—	—		—	—	—	—	—	—	—	—	—	—	—	—	—	—	—
New York	—	—	—	—	—	—	—	—	—	—		—	—	—	—	—	—	—	—	—	—	—	—	—	—	—
Philadelphia	—	—	—	—	—	—	—	—	—	—		—	—	—	—	—	—	—	—	—	—	—	—	—	—	—
Pittsburgh	—	—	—	—	—	—	—	—	—	—		—	—	—	—	—	—	—	—	—	—	—	—	—	—	—
St. Louis	—	—	—	—	—	—	—	—	—	—		—	—	—	—	—	—	—	—	—	—	—	—	—	—	—
San Diego	—	—	—	—	—	—	—	—	—	—		—	—	—	—	—	—	—	—	—	—	—	—	—	—	—
San Francisco	—	—	—	—	—	—	—	—	—	—		—	—	—	—	—	—	—	—	—	—	—	—	—	—	—
Washington	—	—	—	—	—	—	—	—	—	—		—	—	—	—	—	—	—	—	—	—	—	—	—	—	—

CAREER PITCHING AT MAJOR LEAGUE PARKS

AL	W-L-S	ERA	G	IP	ER	NL	W-L-S	ERA	G	IP	ER
Angel Stadium	0-0-0	0.00	4	4.0	0						
McAfee Coliseum	0-0-0	0.00	1	0.2	0						
Rangers Ballpark	0-0-0	5.40	2	1.2	1						
Safeco Field	0-1-0	13.50	2	2.0	3						

CAREER FIELDING

POS	PCT	G	PO	A	E	TC	DP
P	1.000	9	2	2	0	4	0

ANGELS



HOWARD **KENDRICK****47****INFIELDER**

BATS: Right THROWS: Right HT.: 5-10 WT.: 200

OPENING DAY AGE: 25

BORN: July 12, 1983

BIRTHPLACE: Jacksonville, FL

RESIDES: Phoenix, AZ

MARRIED: Jody Jensen, Jan. 6, 2007

CHILDREN: Owen

ACQUIRED: Selected in 10th round of 2002 free agent draft

SIGNED THRU: 2009

M.L. SERVICE: 2 yrs., 101 days

**2008 SEASON:**

- Limited to 92 games in third season with Angels due to two DL stints for a strained left hamstring (missed 65 games on DL).. Initially suffered injury April 13th at Seattle in 7th inning while rounding second base...Placed on 15-day DL April 19 (retro to April 14) and activated May 30...Left game in 4th inning August 27 with re-aggravated strain in left hamstring (returned to action Sept. 22)...Batted .366 (30/82) with RISP to lead Angels...Committed three errors first 15 games at second base - had just one error in his last 77 games at position...Batted .531 in April (17/32) and had 18 hits in his first 36 at-bats, most by an Angel to start a season since Garret Anderson was 18-for-36 to open the 2003 campaign...Logged four hits Aug. 8th vs. NYY (3rd time in 2008)...Four of his six career 4-hit games have come vs. NYY...Tied club record with three doubles July 23rd vs. Cleveland...Totaled career-best 26 doubles and 11 stolen bases...Collected first career multiple home run game July 10 at Texas...Made second Opening Day Roster, both as starting second baseman.

ANGELS' BEST AVERAGES

Min. 250 games

Vladimir Guerrero	.323 (2136/6617)
Rod Carew	.314 (968/3080)
Howie Kendrick	.306 (289/945)

POST-SEASON EXPERIENCE:

- In 2008, started all four games of Division Series vs. Boston at second base...Struggled in series, batting .118 (2/17) with seven strikeouts...Had two sacrifice bunts...In 2007, made post-season debut in Division Series vs. Boston...Started all three games of series at second base and hit .200 (2/10) with one RBI and two stolen bases.

MAJOR LEAGUE SUMMARY:

- Enjoyed solid sophomore season with Angels in 2007 despite two trips to disabled list with finger injuries...Hit .322 (109/338) with 55 runs scored, 24 doubles, two triples, five home runs and 39 RBI in 88 games...His 109 hits in 88 games projects to 201 for a full season...Missed a total of 67 games on DL...On DL July 14 (retro to July 9) - August 20 with a fracture in his left index finger and missed 35 games...Also missed 32 games during his first DL stint (April 18-May 22) with a middle finger fracture on his left hand...One of club's top performers down stretch as he hit .340 (34/100) in Sept. and .357 (51/143) after All-Star break...Batted .331 (50/151) on the road to lead Angels...Posted season-high three RBI, Aug. 31 vs. Texas, including walk-off single in 10th inning...Had season-high 12-game hit streak June 17-29...Scored winning run in 11th inning Aug. 20 vs. NYY after doubling with one out in the inning...Also doubled and scored what proved to be game-winning run in 13th inning in Angels' July 7 victory at New York...Made first Opening Day roster.
- In 2006, split season between triple-A Salt Lake and Angels...Recalled by Angels April 24 and made ML debut as starting second baseman, April 26 vs. Detroit...Collected first ML hit with single, May 1 vs. Oakland (off Barry Zito) and first career RBI, May 4 at Detroit...Optioned to Salt Lake May 14 - went 3-for-26 (.115) with one RBI in 10 games in first stint with Angels...Recalled July 14 for second stint with Angels and remained with team for rest of season...Had immediate impact after his second recall, batting .500 (20/40) for month of July...Posted 16-game hit streak (July 16-Aug. 6), longest streak by rookie in AL during season...Reached base safely in nine straight plate appearances vs. NYY Aug. 25-27 (6 H, 3 BB)...Collected first career HR, July 26 at Tampa Bay (solo off Shawn Camp)...Ended season on nine-game hit streak going 13-for-34 (.382)...Made starts at first base (42), second base (25) and third base (1)...Posted a .994 fielding pct. at first base (2 E) without having previously played the position as a professional...Among AL rookies, ranked fourth in average (.285), sixth in hits (76) and fifth in slugging pct. (.416)...At Salt Lake, named Rookie of Year for Pacific Coast League and to Baseball America's Minor League All-Star team...Also selected to MLB Futures Game (Team USA) during All-Star break...With Bees, batted .369 (107/290) with 13 HR and 62 RBI in 69 games...Was batting over .400 with Bees as late as June 12 (.401)...Named Angels' Organizational Player of the Month for June (.387, 9 HR, 27 RBI).



40-MAN ROSTER

2009 ANGELS INFORMATION GUIDE

MINOR LEAGUE SUMMARY:

- In **2005**, solidified spot as one of top prospects in minors, hitting .367 (172/469) for second straight campaign in split season with single-A **Rancho Cucamonga** and double-A **Arkansas** (also hit .367 in Cedar Rapids in 2004 and .368 in 2003 with Provo)...367 clip ranked second in all of minor leagues to Rick Short's .383 mark with New Orleans...Totaled 104 runs, 43 doubles, eight triples, 19 home runs and 89 RBI and was named Angels' Minor League Co-Player of the Year with Brandon Wood...With Rancho Cucamonga, hit .384 (107/279) with 12 HRs and 47 RBI in 63 games...Totaled three or more hits 12 times, including three 4-hit efforts and one 5-hit performance...Batted over .400 in April (.404, 40/99) and July (.426, 26/61)...Honors with Rancho Cucamonga included: Organization Player of the Month (April), California League Post-Season All-Star Team, California League All-Star Game Selection and *Baseball America's* High Class-A All-Star team...With Arkansas, hit .342 (65/190) with seven home runs and 42 RBI in 46 games...Named Texas League Player of the Month for August after hitting .377 for the month...Posted 20-game hit streak, July 30-Aug. 20...Tabbed as #1 prospect in Texas League by *Baseball America*...Played for Scottsdale in Arizona Fall League and led league with 46 hits and 27 runs and ranked tied for third with .380 average...Selected as one of 24 players to represent the United States at the 2005 Olympic Qualifying Tournament in Phoenix, AZ (Nov. 15-19)...Led all players in tournament with 7 RBI and 3 SBs...U.S. finished 5-0 and played in the 2006 Americas Continental Olympic Qualifying Tournament in Havana, Cuba in August.
- In **2004**, finished season with a franchise-record .367 average at **Cedar Rapids** and was awarded the Midwest League's batting title (although 41 plate appearances shy of the minimum necessary to qualify, it was determined he would still have the league's highest average if 41 at-bats were added to his totals, per Baseball Rule 10.23)...In 75 contests, registered 36 multi-hit games...Midwest League Player of the Week, May 3-9, and named to Midwest League Post-Season All-Star Team and as Midwest League All-Star Game Selection.
- In **2003**, spent season with rookie level **Provo** and finished third in the league with a .368 average and .434 on-base percentage and was second in runs scored (65) and fourth in hits (86)...Started season in 4-for-40 slump before responding by hitting .428 (77/180) over next two months (July-August)...Numerous accolades included: Pioneer League Post-Season Honorable Mention, Topps Pioneer League Player of the Month for August, Organization Player of the Month for August and Pioneer League Player of the Week, Aug. 25-31.
- In **2002**, made professional debut with the **Angels' Arizona Summer League** team and led squad with .318 batting average, which ranked ninth-best in the league.

PERSONAL/MISC:

- Howard (Howie) Joseph Kendrick III.
- Takes part in numerous Angels community endeavors.
- Rated as Angels #2 prospect by *Baseball America* for 2006...Tabbed as #1 prospect in Texas League by *Baseball America* in 2005.
- Attended West Nassau HS (Callahan, FL) and St. John's River Comm. College (Palatka, FL)...Named Conference Player of the Year at SJRC.
- Originally signed by Angels' scout Tom Kotchman.

KENDRICK'S LIFETIME PLAYING RECORD

Year	Club	AVG	G	AB	R	H	2B	3B	HR	RBI	SH	SF	HBP	BB	IBB	SO	SB	CS	GDP	SLG	OBP	E
2002	Angels (ASL)	.318	42	157	24	50	6	4	0	13	1	1	6	7	0	11	12	6	2	.408	.368	7
2003	Provo	.368	63	234	65	86	20	3	3	36	3	3	6	24	1	28	8	3	5	.517	.434	17
2004	Cedar Rapids	.367*	75	313	66	115	24	6	10	49	3	3	6	12	2	41	15	6	2	.578	.398	8
2005	Cucamonga	.384	63	279	69	107	23	6	12	47	0	4	7	14	0	42	13	4	5	.638	.421	8
	Arkansas	.342	46	190	35	65	20	2	7	42	0	1	7	6	0	20	12	4	7	.579	.382	6
2006	Salt Lake	.369	69	290	57	107	25	6	13	62	1	1	8	12	0	48	10	3	2	.631	.408	4
	LAA	.285	72	267	25	76	21	1	4	30	0	3	4	9	2	44	6	0	5	.416	.314	2
2007	LAA	.322	88	338	55	109	24	2	5	39	1	1	4	9	2	61	5	4	15	.450	.347	9
	Cucamonga(1)	.250	1	4	0	1	0	0	0	0	0	0	0	0	0	0	0	0	0	.250	.250	0
	Salt Lake (1)	.300	13	50	9	15	1	0	3	11	0	1	2	1	0	9	1	0	0	.500	.333	0
2008	LAA	.306	92	340	43	104	26	2	3	37	1	4	4	12	3	58	11	4	8	.421	.333	4
	Cucamonga (1)	.833	2	6	3	5	0	0	2	2	0	0	0	0	0	1	0	0	0	1.833	.833	0
	Salt Lake (1)	.200	2	5	0	1	0	0	0	1	0	0	0	0	0	1	0	0	0	.200	.200	0
Major Totals		.306	252	945	123	289	71	5	12	106	2	8	12	30	7	163	22	8	28	.430	.333	15
Minor Totals		.360	379	1540	329	555	120	27	50	263	8	14	42	77	3	201	74	26	23	.571	.405	44

- * led or tied for league lead
- (1) rehab assignment

Disabling Injuries: 2008 — Strained left hamstring; disabled August 28 - September 21
Strained left hamstring; disabled April 19 (retro to 4/14) - May 29
2007 — Fractured middle finger of left hand; disabled April 18 - May 22
Fracture in left index finger; disabled July 14 (retro to 7/9) - August 19



40-MAN ROSTER

2009 ANGELS INFORMATION GUIDE

	2008					CAREER						2008					CAREER				
	AVG	AB	H	HR	RBI	AVG	AB	H	HR	RBI		AVG	AB	H	HR	RBI	AVG	AB	H	HR	RBI
Angels	—	—	—	—	—	—	—	—	—	—	March	.250	4	1	0	0	.250	4	1	0	0
Baltimore	.174	23	4	0	1	.203	69	14	2	9	April	.531	32	17	0	4	.388	85	33	2	8
Boston	.200	20	4	0	4	.380	50	19	1	9	May	.125	8	1	0	2	.143	63	9	0	4
Chicago	—	—	—	—	—	.296	27	8	0	25	June	.247	97	24	0	9	.291	196	57	2	20
Cleveland	.391	23	9	1	4	.338	65	22	1	7	July	.379	95	36	3	19	.403	149	60	4	31
Detroit	—	—	—	—	—	.071	28	2	0	1	Aug.	.236	89	21	0	3	.289	242	70	1	18
Kansas City	—	—	—	—	—	.269	26	7	0	3	Sept.	.267	15	4	0	0	.286	206	59	3	25
Minnesota	.313	32	10	0	0	.318	44	14	1	1	Home	.310	168	52	1	23	.308	484	149	6	61
NY Yankees	.379	29	11	0	1	.468	79	37	1	5	Road	.302	172	52	2	14	.304	461	140	6	45
Oakland	.227	44	10	0	5	.284	116	33	3	12	Day	.282	85	24	0	9	.315	260	82	5	33
Seattle	.375	40	15	0	3	.231	108	25	0	12	Night	.314	255	80	3	28	.302	685	207	7	73
Tampa Bay	.222	18	4	0	1	.381	42	16	1	7	Grass	.302	318	96	3	37	.304	905	275	11	104
Texas	.389	36	14	2	6	.333	123	41	2	19	Turf	.364	22	8	0	0	.350	40	14	1	2
Toronto	.300	20	6	0	7	.208	53	11	0	8	Pre-ASG	.321	187	60	2	25	.297	408	121	6	44
Arizona	—	—	—	—	—	—	—	—	—	—	Post-ASG	.288	153	44	1	12	.313	537	168	6	62
Atlanta	.273	11	3	0	1	.273	11	3	0	1	Vs. LHP	.300	100	30	1	10	.295	271	80	4	30
Chicago	—	—	—	—	—	—	—	—	—	—	Vs. RHP	.308	240	74	2	27	.310	674	209	8	76
Cincinnati	—	—	—	—	—	.250	8	2	0	0	RISP	.366	82	30	0	32	.302	235	71	0	87
Colorado	—	—	—	—	—	—	—	—	—	—	Bases Loaded	.143	7	1	0	6	.167	18	3	0	11
Florida	—	—	—	—	—	—	—	—	—	—	Pinch-hitting	—	—	—	—	.300	1	0	0	0	
Houston	—	—	—	—	—	.417	12	5	0	1	DH	—	—	—	—	.300	10	3	0	1	
Los Angeles	.250	8	2	0	0	.300	20	6	0	3	—	—	—	—	—	.300	10	3	0	1	
Milwaukee	—	—	—	—	—	—	—	—	—	—	—	—	—	—	—	—	—	—	—	—	
New York	.308	13	4	0	1	.308	13	4	0	1	—	—	—	—	—	—	—	—	—	—	
Philadelphia	.308	13	4	0	1	.308	13	4	0	1	—	—	—	—	—	—	—	—	—	—	
Pittsburgh	—	—	—	—	—	.400	15	6	0	2	—	—	—	—	—	—	—	—	—	—	
St. Louis	—	—	—	—	—	.462	13	6	0	0	—	—	—	—	—	—	—	—	—	—	
San Diego	—	—	—	—	—	—	—	—	—	—	—	—	—	—	—	—	—	—	—	—	
San Francisco	—	—	—	—	—	—	—	—	—	—	—	—	—	—	—	—	—	—	—	—	
Washington	.400	10	4	0	2	.400	10	4	0	2	—	—	—	—	—	—	—	—	—	—	

CAREER BATTING AT MAJOR LEAGUE PARKS

AL	AVG	AB	H	HR	RBI	Yankee Stadium	.409	44	18	0	2
Angel Stadium	.308	484	149	6	61	NL	AVG	AB	H	HR	RBI
Camden Yards	.231	39	9	1	6	Busch Stadium	.462	13	6	0	0
Comerica Park	.083	24	2	0	1	Citizens Bank Park	.308	13	4	0	1
Fenway Park	.424	33	14	1	5	Dodger Stadium	.300	20	6	0	3
Kauffman Stadium	.200	15	3	0	2	Great American Ballpark	.250	8	2	0	0
McAfee Coliseum	.244	45	11	1	6	Miller Park	.417	12	5	0	6
Metrodome	.400	15	6	0	0	National Park	.400	10	4	0	2
Progressive Field	.174	23	4	0	0	—	—	—	—	—	—
Rangers Ballpark	.300	50	15	2	7	—	—	—	—	—	—
Rogers Centre	.111	9	1	0	0	—	—	—	—	—	—
SafeCo Field	.315	54	17	0	6	—	—	—	—	—	—
Tropicana Field	.438	16	7	1	2	—	—	—	—	—	—
U.S. Cellular Field	.333	18	6	0	2	—	—	—	—	—	—

CAREER MULTIPLE-HOME RUN GAMES (1)

July 10, 2008 at Texas

DIVISION SERIES TOTALS

Year	Club, Opp	AVG	G	AB	R	H	2B	3B	HR	RBI	SH	SF	HBP	BB	IBB	SO	SB	CS	GDP	SLG	OBP	E
2007—LAA, Bos.		.200	3	10	0	2	0	0	0	1	0	1	0	0	0	1	2	0	1	.200	.182	0
2008—LAA, Bos.		.118	4	17	0	2	0	0	0	0	2	0	0	0	0	7	0	0	0	.118	.118	0
Totals		.148	7	27	0	4	0	0	0	1	2	1	0	0	0	8	2	0	1	.148	.143	0

CAREER FIELDING

POS	PCT	G	PO	A	E	TC	DP
1B	.994	44	330	29	2	361	43
2B	.987	206	349	608	13	970	146
3B	---	1	0	0	0	0	0

KENDRICK'S BESTS

Season	Game
AVG .322 — 2007	H 4 — 4 times; last, 8-8-08 vs. NYY
H 109 — 2007	HR 2 — 7-10-08 at Texas
HR 5 — 2007	RBI 3 — 5 times; last, 7-23-08 vs. Cleveland
RBI 39 — 2007	SB 2 — 8-4-08 vs. Baltimore
SB 11 — 2008	Hit Streak 16 — July 26 - August 6, 2006



40-MAN ROSTER

2009 ANGELS INFORMATION GUIDE

JOHN LACKEY

41

RIGHT-HANDED PITCHER

BATS: Right THROWS: Right HT.: 6-6 WT.: 245

OPENING DAY AGE: 30

BORN: Oct. 23, 1978

BIRTHPLACE: Abilene, TX

RESIDES: Newport Beach, CA

MARRIED: Krista Clark, November 15, 2008

ACQUIRED: Selected in 2nd round of 1999 free agent draft

SIGNED THRU: 2009

M.L. SERVICE: 6 yrs., 95 days



2008 SEASON:

Completed season with 12-5 record, three complete games and 3.75 ERA (163.1 IP - 68 ER) in 23 starts...Began season on 15-day disabled list due to strained right triceps... Placed on DL, March 26 (retro to March 21) and activated May 14...Marked first time on DL in career...Struck out career-best 12 batters, Sept. 21 at Texas (6 IP)...At one stretch of contest, struck out seven straight batters, one shy of Angels' and AL record...Was first pitcher to fan seven in a row in a game played under AL rules (with a designated hitter) since Boston's Pedro Martinez did it against Twins Aug. 16, 2002...Tossed three complete games (May 25 at Chicago, July 29 at Boston & Aug. 26 vs. Oakland), tying career-best (2006)...Struck out Kevin Youkilis in fourth inning, July 18 vs. Boston, for No. 1,000 in career...Defeated Boston, 6-2, July 29 at Fenway Park...No-hit Red Sox for 8.1 innings, the deepest he has pitched without allowing a hit in career...Single by Dustin Pedroia broke up no-hit bid...Youkilis followed with two-run home run...Became first Angel to record complete game victory at Fenway Park since Chuck Finley, Aug. 17, 1990 (1-0 score)...Allowed career-high 15 hits, July 10 at Texas (5.2 IP), equaling club record set by Paul Hartzell, Sept. 9, 1976 at Kansas City (8.2 IP)...Pitched 2.2 innings Sept. 26 vs. Texas, marking shortest outing of career...Allowed 10 runs in game, a career-high... Named A.L. Pitcher of the Month for June, posting 5-0 record and a 1.16 ERA (38.2 IP 23 H, 6 R, 5 ER, 2 HR, 7 BB, 34 SO)...Marked second monthly honor of career (July, 2006)... Won five straight decisions (5 starts; June 6-29, 2008), equaling longest win streak of career (5; May 11-June 1, 2007 - 5 starts)...Finished 5-0 in June, marking first 5-0 month and second five-win month (5-1 in July, 2006) of career...Dropped 4-3 decision, Aug. 31 vs. Texas, marking first within division since April 18, 2007 at Oakland (snapped 10-game AL West win streak).

CAREER HIGHLIGHTS:

Owens third-lowest ERA (based on 600 IP) in AL since start of 2005 (3.42; 814 IP - 309 ER)...91 career wins rank fifth on Angels all-time list...1,062 career strikeouts rank sixth best in club annals...Named AL Pitcher of Month twice in career (June 2008 & July 2006)...Angels' first overall pick in 1999 draft...Is 34-21 against AL West teams in career (13-4 since 2007)...In 2007, led AL with career-best 3.01 ERA - first Angel to win ERA title since Frank Tanana in 1977 (2.54 ERA)...In 2002, became first rookie pitcher to win a Game 7 of World Series since Babe Adams for the 1909 Pittsburgh Pirates...Lackey's Game 7 hat was sent to Cooperstown...Tied for fewest career wins (9) for a pitcher who started and won the final game of a World Series (Whitey Ford - 1950)...Was only fourth pitcher since divisional play began in 1969 to win Game 7 of World Series on three days rest, joining Oakland's Ken Holtzman (1973), Minnesota's Frank Viola (1987) and Minnesota's Jack Morris (1991)...Allowed one run on four hits in five innings of work (1 BB, 4 SO, 86 pitches) in Game 7, leaving contest with 4-1 lead.

POST-SEASON EXPERIENCE:

In 2008 Division Series vs. Boston, started Game 1 at Angel Stadium (Loss; 6.2 IP, 4 H, 2 R, 2 ER, 3 BB, 5 SO, 1 HR, 1 HB) and Game 4 at Fenway Park (ND; 7 IP, 7 H, 2 R, 2 ER, 1 BB, 1 SO)...Overall in series, was 0-1 with 2.63 ERA (13.2 IP - 4 ER)...Angels scored total of one run while he was in the game over both starts...In 2007, dropped 4-0 decision in Game 1 of ALDS at Boston (6 IP, 9 H, 4 R, 4 ER, 2 BB, 4 SO)...In 2005, was 0-0 with 2.38 ERA (11.1 IP, 7 H, 3 R, 3 ER, 9 BB, 9 SO, 2 WP) in two starts vs. New York in ALCS...Was 0-1 with a 9.00 ERA (5 IP, 8 H, 5 R, 5 ER, 1 HR, 1 BB, 3 SO) in one start vs. Chicago in ALCS... In 2004, was on Angels' post-season roster but did not appear...In 2002, became first rookie pitcher to win Game 7 of the World Series since Babe Adams for the 1909 Pittsburgh Pirates...Lackey's Game 7 hat was sent to the Hall of Fame in Cooperstown, NY...Tied for fewest career wins (9) for a pitcher who started and won the final game of a World Series (Whitey Ford - 1950)... Was only fourth pitcher since divisional play began in 1969 to win Game 7 of World Series on three days rest, joining Oakland's Ken Holtzman (1973), Minnesota's Frank Viola (1987) and Minnesota's Jack Morris (1991)...Became the first rookie pitcher to start a Game 7 since Jaret Wright in 1997 with Cleveland and just the eighth rookie overall to start a seventh game of a World Series...Allowed one run on four hits in five innings of work (1 BB, 4 SO, 86 pitches) in Game 7, leaving contest with 4-1 lead... Lone run scored on Reggie Sanders' sacrifice fly to score Benito Santiago in second inning to put Giants up 1-0...Made three appearances in World Series (2 starts)...Led staff with 12.1 IP during Fall Classic...Started Game 4 of World Series, Oct. 23 in San Francisco, recording no decision in Angels' 4-3 loss (5 IP, 9 H, 3 R, 3 ER, 3 BB, 3 IBB, 2 SO, 95 pitches)...Became fifth

MOST WINS IN ANGELS HISTORY

Chuck Finley	165
Nolan Ryan	138
Mike Witt	109
Frank Tanana	102
John Lackey	91

MOST STRIKEOUTS IN ANGELS HISTORY

Nolan Ryan	2,416
Chuck Finley	2,151
Mike Witt	1,283
Frank Tanana	1,233
Mark Langston	1,112
John Lackey	1,062

LACKEY



40-MAN ROSTER

2009 ANGELS INFORMATION GUIDE

pitcher to start a World Series Game on his birthday (turned 24)...Held Giants scoreless through first four frames before allowing three-straight hits to lead off fifth inning, with all coming around to score...Pitched in relief of starter Kevin Appier (2+ IP) in Game 2 of World Series...Worked 2.1 innings allowing his first two runs of the post-season on two hits (1 BB, 1 SO - 26 pitches)...Did not receive decision in Angels' 11-10 win...Defeated Brad Radke and Minnesota, 7-1, in Game 4 of 2002 ALCS (7 IP, 3 H, 7 SO - 79 pitches, 55 strikes)...Marked first career post-season victory...Limited Twins to three singles...Did not allow a runner to reach second base...Left contest leading, 2-0...Made first post-season appearance and first relief appearance of career in Game 3 of 2002 Division Series vs. New York (3 IP, 3 H, 1 BB, 3 SO - 51 pitches)...Entered game in third inning, trailing 4-1...Allowed both inherited runs to score and left contest in sixth inning trailing, 6-4...Angels rallied to win game, 9-6...His 2.42 post-season ERA led Angels' starters...Along with Francisco Rodriguez (5) and Brendan Donnelly (1), the three rookies accounted for eight of Angels' 11 post-season wins.

MAJOR LEAGUE SUMMARY:

- Completed 2007 season with 19-9 record, two complete game shutouts and a 3.01 ERA (224 IP - 75 ER) in 33 starts with Angels...Led club in wins (19), ERA (3.01), starts (33), innings pitched (224) and strikeouts (179)...Finished third in AL Cy Young Award balloting with 36 points (1 first place, 5 second place & 16 third place votes)...Led AL with career-best 3.01 ERA, becoming first Angel to win ERA title since Frank Tanana in 1977 (2.54 ERA)...19 wins marked career high and ranked tied for second in AL...Also ranked fourth in innings pitched (224), ninth in winning percentage (.679), tied for first in shutouts (2) and tied for ninth in fewest walks per 9 IP (2.1)...Threw career-high 224 innings, marking third straight season and fourth overall with 200+ innings pitched in career...With 19 wins, joined Kelvin Escobar (18) to form the first Angels duo to each notch 18 wins since 1991 when Jim Abbott (18), Chuck Finley (18) and Mark Langston (19) accomplished the feat...Tossed complete game shutout, Aug. 27 at Seattle (6-0 score; 9 IP, 7 H, 5 SO)...Marked second complete game and shutout of season (both at Seattle)...Was 4-0 with a 0.58 ERA vs. 2nd place Mariners (31 IP - 2 ER)...Tossed first complete game and shutout of season, July 31 at Seattle (8-0 score; 9 IP, 7 H, 3 BB, 5 SO)...Was selected to first career All-Star team and represented Angels at Mid-Summer Classic July 10 in San Francisco...Did not appear in game...With 11 wins at All-Star Break, joined Escobar (10) as first Angel duo with 10+ wins at break since 1991 (Langston & Finley - 12 each)...Equalled then career-best 11 strikeouts, July 7, 2007 at New York (8 IP; 2nd time)...Won career-best five straight decisions (five starts), May 11-June 1...Became Major Leagues first 10-game winner...In last 13 road starts, was 11-2 with two complete game shutouts and a 2.54 ERA (102.2 IP - 29 ER)...Was 10-1 with a 2.18 ERA (90.2 IP - 22 ER) vs. the AL West...Limited opponents to three earned-runs or less in 27 of 33 starts...Pitched into seventh inning-or-later in 22 starts (13-6 record)...Allowed 18 home runs in 224 innings pitched (0.72 per 9 IP)...Walked 52 batters (21 BB) and struck out 179 (1.58 BB & 5.42 SO per start)...Posted four wins each in April and May...Angels were 23-10 in his starts...Missed scheduled start, June 24 vs. Pittsburgh, due to tendinitis right shoulder...Reached 1,000 career innings pitched, May 22 at Detroit...Made second Opening Day start of career, April 2, 2007 vs. Texas...Posted 4-1 win (5 IP, 4 H, 1 R, 0 ER, 1 HR, 4 BB, 1 BB, 5 SO, 1 WP)...In first such outing, dropped 6-3 decision, March 30, 2003 vs. Texas (5 IP, 8 H, 5 R, 5 ER, 2 HR, 2 BB, 2 SO).
- In 2006, finished campaign with 13-11 record, three complete games, two shutouts and a 3.56 ERA (217.2 IP - 86 ER) in 33 starts...Allowed 203 hits (14 HRs), walked 72 and struck out 190...Set career bests in starts (tied), complete games, shutouts (tied) and walks...Marked third 200-inning season of career (204 in 2003 & 209 in 2005)...Led club in starts (tied), complete games, shutouts, innings pitched, walks and strikeouts...Among AL leaders, ranked fifth in ERA, tied for third in complete games, sixth in innings pitched, third in strikeouts, tied for first in shutouts and fifth in batting average against (.246)...Complete game shutouts came in consecutive starts, July 7 at Oakland and July 14 vs. Tampa Bay, marking first Angel to accomplish feat since Langston, July 12-17, 1992...Was also involved in three other combined shutouts...Other CG came May 7 at Toronto (3-1 loss)...Finished July 5-1 with two complete games, two shutouts and a 2.08 ERA (43.1 IP - 10 ER) in six starts, earning AL Pitcher of the Month honors...Marked first career honor...Marked first five-win month of career, striking out 50 in process...Struck out 10-or-more batters four times...Posted 10 strikeouts in three straight starts, July 2-14, marking first Angel to do so since Mark Langston, June 10-20, 1990...Tossed scoreless innings streak of 30.2 consecutive innings, June 26-July 19 (club record is 36 scoreless by Jim McGlothlin in 1967)...Hurled one-hit shutout, blanking Oakland, 3-0, July 7, 2006 at McAfee Coliseum...Marked low-hit performance of career...Was 11th one-hitter in major leagues in 2006...Represented 21st one-hitter in Angels history (16th complete-game one-hitter)...Previous Angels' one-hitter came July 27, 2004 vs. Texas (2-0 score; Colon, Rodriguez & Percival) and prior complete game one-hitter was thrown by Chuck Finley, May 26, 1989 at Boston (5-0 score)...Allowed leadoff double to Mark Kotsay, then retired 27 batters in a row...Marked first time a pitcher has allowed leadoff hit and then retired 27 straight since Jerry Reuss, July 11, 1982 for Dodgers vs. Cincinnati (Angels manager Mike Scioscia caught game)...Of the 27 outs, four were groundouts, 13 flyouts and 10 strikeouts...Allowed first career grand slam to Seattle's Richie Sexson, June 10, 2006 at Angel Stadium...Finished May, 2006 with 0-2 record and 3.57 ERA (40.1 IP - 16 ER) in six starts -- the first winless month of his five-year career...Ejected from game, May 2, 2006 vs. Oakland, following altercation with Jason Kendall in sixth inning...Marked second career ejection...Was fined undisclosed amount for inappropriate actions and comments, which contributed to inciting the incident...Walked career-high seven batters, April 21, 2006 at Oakland (5 IP)...Agreed to terms on three-year contract with club option for 2009, April 3.
- In 2005, completed season with 14-5 record, one complete game and a 3.44 ERA (209 IP - 80 ER) in 33 starts with Angels...Among AL leaders, ranked second with 8.6 strikeouts per nine innings pitched, third with 199 strikeouts, third with 18 wild pitches and tied for fifth with a 3.44 ERA...737 winning percentage ranked third in league...Ranked fifth in major leagues in fewest home runs per 9 IP (0.56)...Led club in ERA (starter) and strikeouts...Reached 200 innings pitched for second time in career and set career best 209 innings pitched...Allowed home run to Javy Lopez, Aug. 25 at Baltimore (4th inn.)...Marked first HR allowed in 62 innings...Was longest shy in major leagues at time and was third longest overall in 2005 (Willits, FLA - 79.2, Brown, NYY - 65.2)...Fell one strikeout away of becoming first Angel starter with 200 strikeouts since Chuck Finley in 1999...Complete game came in 2-0 loss at Baltimore (8 IP, 9 H, 2 R, 2 ER, 1 HR, 7 SO).
- In 2004, posted 14-13 mark with one complete game, one shutout and a 4.67 ERA (198.1 IP - 103 ER) in 33 games (32 starts) with Angels...Led club in hits allowed (215) and hit batters (8)...Won 11 of last 17 decisions...One of two Angels with a complete game and shutout (Jarrod Washburn)...Led club with two CGs and two shutouts in 2003...Made first regular season relief appearance of professional career, June 27 at Los Angeles (1 IP, 1 H, 1 SO)...Was suspended five games and fined an undisclosed amount for intentionally throwing at Toronto's Simon Pond in sixth inning after warning was issued earlier in game, May 24 at SkyDome...Dropped appeal and served suspension, June 22-26...Complete game shutout came May 7 vs. Tampa Bay (9 IP, 3 H, 1 BB, 3 SO).



40-MAN ROSTER

2009 ANGELS INFORMATION GUIDE

- In 2003, spent fifth professional season with **Angels**, marking first full season in major leagues...Completed campaign with 10-16 record, two complete games, two shutouts and a 4.63 ERA (204 IP- 105 ER) in 33 starts...Led club in losses, starts, complete games, shutouts, hits allowed (223), earned runs allowed, walks (66), strikeouts (151) and wild pitches (11)...16 losses marked most by an Angel since 1996 (Jim Abbott, 2-18 & Chuck Finley, 15-16) and most by a right-hander since Kirk McCaskill (10-19) in 1991...Marked most wild pitches by an Angel since Chuck Finley (15) in 1999 and most by a right-hander since Jason Grimsley in 1996...Tied for league lead in shutouts...Made first Opening Day start of major league career...Dropped 6-3 decision, March 30 vs. Texas...Became third youngest Angel starter to pitch on Opening Day at 24 yrs., 5 months and 7 days...Marked fourth straight Opening Day start as professional (single-A Cedar Rapids in 2000, double-A Arkansas in 2001 & triple-A Salt Lake in 2002)...Was victorious in previous three openers...Tossed first career complete game and shutout, July 2 vs. Texas (5-0 score; 9 IP, 4 H, 8 SO, 110 pitches - 72 strikes)...Second such effort came in final start of season, Sept. 24 vs. Seattle (4-0 score; 9 IP, 5 H, 2 BB, 4 SO, 109 pitches - 70 strikes)...Marked first Angel to throw two shutouts in a season since Finley in 1994 and first right-hander to do so since Julio Valera in 1992.
- In 2002, started season at triple-A **Salt Lake** before moving into **Angels'** starting rotation, June 30 (replaced LHP Scott Schoeneweis who was moved to bullpen) and ultimately was winning pitcher in **Angels'** AL Wild Card-clinching victory, Sept. 26 at Texas...Nine wins and 3.66 ERA ranked 4th best among AL rookies...Angels went 12-6 in his starts...Was originally recalled from Salt Lake between games of doubleheader, June 24, replacing RHP Brendan Donnelly on roster, and optioned following game...Made major league debut as a starter, June 24 at Texas (2nd game), dropping 3-2 decision (7 IP, 6 H, 3 R, 3 ER, 1 HR, 1 BB, 6 SO)...Was sixth **Angels'** pitcher to appear as a starter in 2002, the last AL team to use more than five starters in '02...Allowed more than four earned runs once in first 18 ML starts (5; Sept. 11 vs. Oakland) and pitched into sixth inning-or-later in 13 of the 18 starts...Limited left-handers to .208 (41/197) clip, 10th best in AL - yet allowed right-handers to bat .317 (72/227), highest average against in AL...Posted two three-game win streaks, Aug. 27-Sept. 16 & Aug. 5-16...Registered first major league victory, defeating Odalis Perez and Los Angeles, 5-1, June 30 at Edison Field (6 IP, 5 H, 1 R, 1 ER, 3 BB, 1 SO, 1 HB)...Tossed first career complete game, a 4-2 setback, Aug. 22 at New York.

MINOR LEAGUE SUMMARY:

- In 2002, started season at triple-A **Salt Lake** before moving into **Angels** starting rotation, June 30...Was 8-2 with 2.57 ERA (101.2 IP - 29 ER) in 16 starts at Salt Lake...Won final seven decisions (11 starts) at Salt Lake, posting a 2.14 ERA (71.1 IP - 17 ER) over that span...Was scheduled to participate in MLB Futures Game as part of 2002 All-Star Weekend in Milwaukee prior to second recall, June 28, replacing Al Levine (15-day DL) on roster...Rated as **Angels'** third best prospect in 2002 by *Baseball America* and Best Pitching Prospect of the Pacific Coast League.
- Overall in 2001, compiled 12-11 record and 4.48 ERA (185 IP - 92 ER) with four complete games (including two shutouts) in 28 starts...Began third professional season in Angel organization at double-A **Arkansas**, posting 9-7 record with three complete games and 3.46 ERA (127.1 IP - 49 ER) in 18 starts...Allowed 106 hits and 29 walks with 94 strikeouts...Ranked fifth in Texas League in ERA and tied for second in complete games and shutouts (2)...Strikeouts total led Travelers...Pitched shutouts April 17 at Wichita (9 IP, 2 H, 3 BB, 9 SO) and July 1 at Round Rock (9 IP, 4 H, 0 BB, 8 in Texas League mid-season All-Star Game...Promoted to triple-A **Salt Lake**, July 9...Posted 3-4 record with one complete game and 6.71 ERA (57.2 IP - 43 ER) in 10 starts...Pitched complete game victory, Aug. 25 vs. Omaha, allowing one run on four hits and one walk with five strikeouts...Strikeout high was eight, July 24 vs. Edmonton (7 IP).
- In 2000, split time in second professional season between single-A Cedar Rapids, single-A Lake Elsinore and double-A Erie...Combined, posted 15-9 record with four complete games, one shutout and 3.15 ERA (188.1 IP - 66 ER) in 28 starts...Allowed 56 walks and struck out 138...Named **Angels'** Minor League Pitcher of Year...Began season at **Cedar Rapids**, posting 3-2 record and 2.08 ERA (30.1 IP - 7 ER) in five starts...Selected as **Angels** organization and **Kernels** Player of Month for April...Transferred to **Lake Elsinore**, May 1...Compiled 6-6 record with two complete games, one shutout and 3.40 ERA (100.2 IP - 38 ER) in 15 starts...Second complete game was seven-inning shutout, May 13 at Mudville, in first game of doubleheader (3 H, 1 BB, 6 SO)...Promoted to **Erie**, July 20...Posted 6-1 record with two complete games and 3.30 ERA (57.1 IP - 21 ER) in eight starts for SeaWolves...Struck out career-high 11 batters, Aug. 5 at Altoona...Threw complete game wins, Aug. 5 at Altoona (8 H, 1 R, 1 ER, 0 BB, 11 SO) and Aug. 31 at Harrisburg (5 H, 1 R, 1 ER, 0 BB, 8 K)...Picked up five straight wins, July 23-Aug. 20.
- In 1999, began professional career at rookie-level **Boise**, posting 6-2 record with one complete game and 4.98 ERA (81.1 IP - 45 ER) in 15 starts...Ranked second in Northwest League in games started and walks (50), third in complete games and fourth in strikeouts (77)...Pitched nine-inning complete game, Aug. 9 vs. Spokane (6 H, 1 R, 0 ER, 1 BB, 7 SO).

PERSONAL/MISC:

- John Derran Lackey.
- Graduated from Abilene (TX) High School in 1997...Played football, basketball and baseball (first base), earning two-time All-District first team honors...Named All-State as senior after hitting .541 with 21 RBI.
- Played one season (1998) at Univ. of Texas-Arlington, playing first base and pitching occasionally as reliever...Spent that summer learning to pitch in Kansas Jayhawk Summer League.
- Spent next season (1999) at Grayson County College in Denison, TX and was member of 1999 Junior College World Series championship team that went 50-13...Posted 10-3 record with 4.23 ERA with 88 strikeouts in 100 innings...As hitter, batted .428 with 15 home runs and 81 RBI...Collected eight hits in World Series, including two homers and seven RBI.
- Was member of MLB team as part of All-Star Series 2006 in Japan.
- Involved in **Angels'** youth baseball clinics, including speaking to Tustin Pony League participants...Represented **Angels** at Boys and Girls Clubs of Orange County Field of Dreams Luncheon...Recorded Memorial Care Public Service Announcement to encourage exercise for children.
- During the off-season, helps coach baseball at John Horn High in Mesquite, TX, where his father is head coach.
- Signed by **Angels'** scout Kris Kline.



40-MAN ROSTER

2009 ANGELS INFORMATION GUIDE

ALL-STAR GAME RECORD

Year	Club, Site	W-L	ERA	G	GS	CG	SHO	SV	IP	H	R	ER	BB	SO
2007	A.L., S.F.													

Selected, Did Not Appear

DIVISION SERIES TOTALS

Year	Club, Opp.	W-L	ERA	G	GS	CG	SHO	SV	IP	H	R	ER	BB	SO
2002	Ana., NYY	0-0	0.00	1	0	0	0	0	3	3	0	0	1	3
2004	Ana., Bos.						DNP							
2005	LAA, NYY	0-0	2.38	2	2	0	0	0	11.1	7	3	3	9	9
2007	LAA, Bos.	0-1	6.00	1	1	0	0	0	6	9	4	4	2	4
2008	LAA, Bos.	0-1	2.63	2	2	0	0	0	13.2	11	4	4	4	6
Totals		0-2	2.91	6	5	0	0	0	34	30	11	11	16	22

LEAGUE CHAMPIONSHIP SERIES TOTALS

Year	Club, Opp.	W-L	ERA	G	GS	CG	SHO	SV	IP	H	R	ER	BB	SO
2002	Ana., Min.	1-0	0.00	1	1	0	0	0	7	3	0	0	0	7
2005	LAA, CWS	0-1	9.00	1	1	0	0	0	5	8	5	5	1	3
Totals		1-1	3.75	2	2	0	0	0	12	11	5	5	1	10

WORLD SERIES TOTALS

Year	Club, Opp.	W-L	ERA	G	GS	CG	SHO	SV	IP	H	R	ER	BB	SO
2002	Ana., SF	1-0	4.38	3	2	0	0	0	12.1	15	6	6	5	7

MAJOR LEAGUE HITTING TOTALS

AVG	AB	H	HR	RBI
.000	22	0	0	0

CAREER FIELDING

POS	PCT	G	PO	A	E	TC	DP
P	.945	207	78	147	13	238	14

LACKEY'S BESTS

	Season	Game
Wins	19 — 2007	SO
ERA	3.01 — 2007	12 — at Texas, 9-21-08
IP	224 — 2007	9 — 9 times, last, at Boston, 7-28-08
SO	199 — 2005	Low-Hit
		1 — at Oakland, 7-7-06
		Win Streak
		5 — June 6-29, 2008 & May 12-June 1, 2007

SHANE LOUX

68

RIGHT-HANDED PITCHER

BATS: Right THROWS: Right HT.: 6-2 WT.: 235

OPENING DAY AGE: 29 BORN: August 31, 1979
 BIRTHPLACE: Rapid City, SD RESIDES: Gilbert, AZ
 ACQUIRED: Selected by the Tigers in the second round of the
 June 1997 draft
 SIGNED THRU: 2009 M.L. SERVICE: 141 days



2008 SEASON:

■ Began season at triple-A Salt Lake, posting a 12-6 record with a 3.98 ERA...Threw only complete game of season on July 20 in a 1-0 loss to Fresno...Struck out a season-high seven batters in 5.2 innings on May 30 against Colorado Springs...Placed second in the Pacific Coast League in wins and finished with the league's fourth-best ERA...Named PCL Pitcher of the Year...Called up to Angels on August 4 and made first Major League appearance since 2003 on August 8 tossing two scoreless innings vs. BAL...Placed on 15-day DL August 31 (oral surgery)...Did not record a decision in seven ML appearances with a 2.81 ERA (16 IP - 5 ER).



MINOR LEAGUE SUMMARY:

- In 2007, played briefly in the Mariners minor league system before being released...Signed a Minor League contract with the **Angels** on November 13.
- In 2006, signed with Kansas City Royals and played entire season at triple-A **Omaha**, going 2-5 with a 5.75 ERA (56.1 IP - 36 ER) in 31 appearances...Signed a Minor League contract with Seattle Mariners on December 26.
- In 2005, spent entire season on disabled list after having Tommy John surgery on his right elbow.
- In 2004, spent entire season at triple-A **Toledo**, going 7-11 with a 5.29 ERA (132.2 IP - 78 ER) in 22 games.
- In 2003, began season at triple-A Toledo, posting an 11-6 record with a 3.02 ERA (128 IP - 43 ER) in 21 games... Led club in wins and ERA...Recalled by **Tigers** on July 29...Posted a 1-1 record with a 7.12 ERA (30.1 IP - 24 ER) in 11 games with Detroit.
- In 2002, spent majority of season at triple-A **Toledo**, going 11-10 with a 4.72 ERA (158.1 IP - 83 ER) in 26 games... Led all International League pitchers with five complete games and three shutouts...Earned International League Pitcher of the Week honors three times...Recalled by the Tigers on September 7 and made Major League debut on September 10 at Minnesota.
- In 2001, spent entire season at triple-A **Toledo**, posting a 10-11 record with a 5.78 ERA (151 IP - 97 ER) in 27 starts...Led club in wins, games started and innings pitched (151)
- In 2000, began season at single-A **Lakeland**, recording a loss in his only start allowing one earned run in five innings pitched...Promoted to double-A **Jacksonville** on April 13...Named Southern League's Pitcher of the Week May 5-11...Led Jacksonville with 130 strikeouts, placed second in the Southern League with 12 wins
- In 1999, began season at single-A **West Michigan**, posting a 1-3 record with a 6.27 ERA (47.1 IP - 33 ER) in eight games...Promoted to **Lakeland** May 25 and posted a 6-5 record with a 4.05 ERA (91 IP - 41 ER).
- In 1998, spent entire season at single-A **West Michigan**, going 7-13 with a 4.64 ERA (157 IP - 81 ER) in 28 games... Named Tigers Minor League Pitcher of the Month for May...Also named Midwest Pitcher of the Week for June 14-20.
- In 1997, began professional career with the **Gulf Coast League Tigers**, posting a 4-1 record with a 0.84 ERA (43 IP - 4 ER) in 10 games...Named as the fourth best prospect in the Tigers organization by *Baseball America*.

PERSONAL/MISC:

- Shane Alan Loux ("Lukes").
- Attended Highland High School (AZ)...Named Second-Team High School All-American by *Baseball America* as a senior in 1997 after posting an 11-2 record with a 1.15 ERA, striking out 111 batters in 85 innings over 14 games.
- Turned down a scholarship to Arizona State University after being selected by the Tigers in the second round of the June 1997 draft...Spends offseason coaching baseball at Chandler (AZ) High School.
- Originally signed by Tigers' scout Jack Hays.

LOUX'S LIFETIME PITCHING RECORD

Year	Club	W-L	ERA	G	GS	CG	GF	SHO	SV	IP	H	R	ER	HR	HB	BB	IBB	SO	WP	BK	BA
1997	Tigers (GCL)	4-1	0.84	10	9	1	0	1	0	43	19	7	4	0	1	10	0	33	2	1	.129
1998	W. Michigan	7-13	4.64	28	★28	2	0	1	0	157	★184	96	81	13	8	52	0	88	12	2	.291
1999	W. Michigan	1-3	6.27	8	8	0	0	0	0	47.1	55	39	33	5	8	16	1	43	4	0	.293
	Lakeland	6-5	4.05	17	17	0	0	0	0	91	92	48	41	8	10	47	0	52	7	1	.264
2000	Lakeland	0-1	1.80	1	1	0	0	0	0	5	2	1	1	0	0	3	0	6	0	0	.133
	Jacksonville	12-9	3.82	26	26	2	0	0	0	157.2	150	78	67	12	14	55	0	130	7	0	.254
2001	Toledo	10-11	5.78	28	27	2	1	0	0	151	203	111	★97	22	15	73	0	72	14	1	.325
2002	Toledo	11-10	4.72	26	26	★5	0	★3	0	158.1	196	94	83	11	10	38	1	87	9	2	.307
	Detroit	0-3	9.00	3	3	0	0	0	0	14	19	16	14	4	1	3	0	7	1	0	.317
2003	Toledo	11-6	3.02	21	20	2	0	1	0	128	129	53	43	5	6	30	0	58	4	0	.265
	Detroit	1-1	7.12	11	4	0	1	0	0	30.1	37	24	24	4	4	12	1	8	1	0	.303
2004	Toledo	7-11	5.29	22	22	1	0	1	0	132.2	154	86	78	14	5	34	1	86	3	0	.297
2006	Omaha	2-5	6.46	31	0	0	10	0	2	54.1	74	48	39	2	4	15	0	23	3	0	.327
2008	Salt Lake	12-6	3.98	22	22	1	0	0	0	138	154	69	61	14	6	40	0	77	3	0	.283
	LAA	0-0	2.81	7	0	0	5	0	0	16	16	6	5	1	2	2	0	4	0	0	.262
	Minor Totals	83-81	4.47	240	206	16	11	7	2	1263.1	1412	730	628	106	87	413	3	755	68	7	.285
	Major Totals	1-4	6.41	21	7	0	6	0	0	60.1	72	46	43	9	7	17	1	19	2	0	.296

40-MAN ROSTER

2009 ANGELS INFORMATION GUIDE

JEFF MATHIS

5

CATCHER

BATS: Right THROWS: Right HT.: 6-0 WT.: 200

AGE: 26

BORN: March 31, 1983

BIRTHPLACE: Marianna, FL

RESIDES: Marianna, FL

ACQUIRED: Selected in first round (33rd overall pick) of 2001 draft

SIGNED THRU: 2009

M.L. SERVICE: 2 yrs., 12 days



2008 SEASON:

■ Made career-high 90 starts behind the plate for Angels and logged career-high nine home runs and 42 RBI...Struggled in second half of season (.165, 3 HR, 17 RBI) after batting .216 with six home runs and 25 RBI before the All-Star break...Angels pitchers logged a 3.65 ERA (793.1 IP - 322 ER) working with him...Dating back to last season, Angels are 91-50 in his last 141 starts at catcher...Threw out 16 of 73 basestealers (22%)...Had three pickoffs at first base...In 2007, posted seven pickoffs (six at first base)...Had finest game of his young career July 23rd vs. Cleveland (4/5, 2 R, 1 HR, 6 RBI)...Connected for first career grand slam in 5th inning...Also had career-best four hits and six RBI...Batted .435 (10/23) with three home runs, 10 runs scored and 7 RBI during career-best 7-game hit streak (April 11-23)...Hit .278 (20/72) with RISP.

MAJOR LEAGUE SUMMARY:

■ In 2007, Made 52 starts behind the plate and Angels went 34-18 in his starts...Saw more playing time at the position following trade of Jose Molina to NYY in July and multiple injuries to catcher Mike Napoli...Posted seven pickoffs, six at first base...Threw out 17% of basestealers (8/48)...Angels' pitchers posted a 3.89 ERA with him behind the dish...Batted .211 (36/171) with 24 runs scored, 12 doubles, four home runs and 23 RBI in 59 games...Hit three of four home runs on season in a five-game span (Aug. 29-Sept. 3)...Had 15 RBI his last 18 games after eight RBI in his previous 31 games...Tied career-high with three RBI 8/20 vs. NYY (connected for 3-run double in 2nd inning)...Recalled from triple-A Salt Lake July 2...Posted .244 average (61/250) with 39 runs scored, 14 doubles, two triples, five home runs and 26 RBI in 66 games with Salt Lake.

■ In 2006, was lone rookie on Angels' Opening Day roster...Made first major league start, April 5 at Seattle (1/4, 1 SO)...Struggled with Angels over first month, batting .103 (4/39) with one home run and two RBI in 12 games...Connected for first major league home run to tie game at 5-5 with two outs in 9th inning, April 14 at Baltimore...Was also first career RBI...Optioned to Salt Lake, May 3 and did not return to Angels until September...Recalled from Salt Lake Sept. 1 for second stint with Angels...Posted career-best three hits (including 2nd career HR) and three RBI in final game of season, 10/1 vs. Oak...Totalled 14 starts at catcher with Halos...Hit .289 (111/384) with 62 runs scored, 33 doubles, three triples, five home runs and 45 RBI in 99 games with Bees...He led Bees with 33 doubles...Named Angels' Organizational Defensive Player of the Year - his third such honor (also 2005 and 2003)...Named to triple-A All-Star Team and to PCL Post-Season All-Star Team.

MINOR LEAGUE SUMMARY:

■ In 2005, spent majority of season with triple-A Salt Lake and named Angels' Minor League Defensive Player of the Year for second time in three seasons (2003)...In first triple-A campaign, posted career-best 21 home runs and tied career-high with 73 RBI in 112 games with Stingers...Named to PCL's Post-Season All-Star Team and to *Baseball America's* 2005 Triple-A All-Star Team...Recalled from Salt Lake Aug. 12, and made Major League debut that night as PH at Seattle (50)...Optioned back to Salt Lake Aug. 16 and returned to Angels Sept. 6...Collected first Major League hit with single off K. Yabu, Sept. 29 at Oakland...Appeared in five games with Angels finishing with .333 (1/3) average and one run scored...Selected as one of 24 players to represent the United States at the 2005 Olympic Qualifying Tournament in Phoenix, AZ (Nov. 15-19)...In his three games of the tournament, batted .500 (6/12) with two doubles and five RBI to be named to All-Tournament Team...U.S. finished 5-0 in tournament.

■ In 2004, finished fourth professional season with double-A Arkansas, batting .227 (90/432) with 24 doubles, three triples, 14 home runs and 55 RBI in 117 games with Travelers...Set career-highs in triples, walks (49) and strikeouts (102)...Named Organizational Defensive Player of Month for April and July...Named to MLB Futures Game (U.S. Team) and Texas League All-Star team.

■ In 2003, split time between single-A Rancho Cucamonga and Arkansas...Batted .323 (122/378) with 28 doubles, three triples 11 HR and 54 RBI in 97 games to start season with Quakes...Selected to *Baseball America* High Class A All-Star team and California League All-Star team...Named Organization Defensive Player of the Year...Also earned California League Player of the Week honors for May 19-25...In 24 games for Arkansas, posted .284 (27/95) average with 11 doubles, two home runs and 14 RBI.

■ In 2002, posted .287 (141/491) average with 41 doubles, three triples, 10 home runs and 73 RBI in 128 games with single-A Cedar Rapids...Doubles total ranked second in Midwest League...Named Organization Player of the Month for April...Participated in Midwest League All-Star game.

■ In 2001, started season with rookie-level Angels, batting .304 (7/23) with one double and three RBI in seven games...After promotion to rookie-level Provo, batted .299 (23/77) with six doubles, three triples and 18 RBI in 22 games...Named Organization Defensive Player of the Month for July.

MATHIS



40-MAN ROSTER

2009 ANGELS INFORMATION GUIDE

PERSONAL/MISC:

- Jeffery Stephen Mathis.
- Participates in numerous community endeavors in Southern California.
- Recruited by Florida State University as a quarterback.
- Named as Angels' fourth best prospect for 2005 and 2006 by *Baseball America*.
- Attended Marianna High School (FL) winning four district titles, a regional title and appearing in the state championship game in football in 2000, as well as a 1999 state title in baseball.
- Signed by Angels' scout Tom Kotchman.

MATHIS' LIFETIME PLAYING RECORD

Year	Club	AVG	G	AB	R	H	2B	3B	HR	RBI	SH	SF	BHP	BB	IBB	SO	SB	CS	GDP	SLG	OBP	E
2001	Angels	.304	7	23	1	7	1	0	0	3	0	1	0	2	0	4	0	0	1	.348	.346	0
	Provo	.299	22	77	14	23	6	3	0	18	0	3	2	11	0	13	1	0	1	.455	.387	2
2002	Cedar Rapids	.287	128	491	75	141	41	3	10	73	2	8	8	40	3	75	7	4	6	.444	.346	4
	Arkansas	.323	98	378	74	122	28	3	11	54	0	4	5	35	0	74	5	3	4	.500	.384	6
2003	Arkansas	.284	24	95	19	27	11	0	2	14	1	2	1	12	1	16	1	2	2	.463	.364	1
	Arkansas	.227	117	432	57	98	24	3	14	55	4	4	5	49	1	102	2	1	5	.394	.310	14
2004	Salt Lake	.276	112	427	78	118	26	3	21	73	5	4	1	42	1	85	4	3	7	.499	.340	9
	LAA	.333	5	3	1	1	0	0	0	0	0	0	0	0	0	1	0	0	0	.333	.333	0
2005	LAA	.145	23	55	9	8	2	0	2	6	0	1	0	7	1	14	0	0	0	.291	.238	3
	Salt Lake	.289	99	384	62	111	33	3	5	45	0	5	2	26	0	75	3	1	6	.430	.333	6
2006	Salt Lake	.244	66	250	39	61	14	2	5	26	2	2	2	17	0	45	3	1	8	.376	.295	8
	LAA	.211	59	171	24	36	12	0	4	23	3	4	2	15	0	49	0	1	3	.351	.276	4
2008	LAA	.194	94	283	35	55	8	0	9	42	8	4	3	30	4	90	2	2	1	.318	.275	13
Major Totals		.195	181	512	69	100	22	0	15	71	11	9	5	52	5	154	2	3	4	.326	.272	20
Minor Totals		.277	672	2557	418	708	184	20	68	361	14	33	26	234	7	489	26	15	40	.444	.340	40

2008

CAREER

	AVG	AB	H	HR	RBI
Angels					
Baltimore	.048	21	1	1	1
Boston	.231	26	6	1	5
Chicago	.000	9	0	0	0
Cleveland	.333	18	6	2	9
Detroit	.067	15	1	0	0
Kansas City	.200	10	2	0	0
Minnesota	.125	8	1	0	0
NY Yankees	.100	20	2	0	2
Oakland	.160	25	4	0	3
Seattle	.300	30	9	3	9
Tampa Bay	.267	15	4	0	11
Texas	.206	34	7	1	2
Toronto	.267	15	4	0	4
Arizona					
Atlanta	.429	7	3	0	1
Chicago					
Cincinnati					
Colorado					
Florida					
Houston					
Los Angeles	.000	6	0	0	0
Milwaukee					
New York	.273	11	3	1	3
Philadelphia	.286	7	2	0	1
Pittsburgh					
St. Louis					
San Diego					
San Francisco					
Washington	.000	6	0	0	1

2008

CAREER

	AVG	AB	H	HR	RBI
March					
April	.298	47	14	3	8
May	.059	34	2	0	1
June	.240	50	12	2	10
July	.243	70	17	3	17
Aug.	.098	51	5	1	4
Sept.	.161	31	5	0	2
Home	.208	130	27	4	25
Road	.183	153	28	5	17
Day	.182	66	12	3	13
Night	.198	217	43	6	29
Grass	.190	268	51	9	41
Turf	.267	15	4	0	1
Pre-ASG	.216	162	35	6	25
Post-ASG	.165	121	20	3	17
Vs. LHP	.224	76	17	4	9
Vs. RHP	.184	207	38	5	33
RISP	.278	72	20	4	36
Bases Loaded	.200	5	1	1	5
Pinch-hitting					
DH					

MATHIS

CAREER BATTING AT MAJOR LEAGUE PARKS

AL	AVG	AB	H	HR	RBI	NL	AVG	AB	H	HR	RBI
Angel Stadium	.213	263	56	8	45	Dodger Stadium	.000	4	0	0	0
Camden Yards	.143	21	3	1	2	Citizens Bank Park	.286	7	2	0	1
Comerica Park	.167	12	2	0	0	Nationals Park	.000	6	0	0	1
Fenway Park	.318	22	7	1	6						
Kauffman Stadium	.143	7	1	0	0						
McAfee Coliseum	.125	32	4	0	3						
Metrodome	.200	10	2	0	1						
Progressive Field	.000	5	0	0	0						
Rangers Ballpark	.154	26	4	1	2						
Roger Centre	.200	10	2	0	1						
Safeco Field	.310	42	13	4	7						
Tropicana Field	.250	12	3	0	0						
U.S. Cellular Field	.000	14	0	0	0						
Yankee Stadium	.053	19	1	0	2						



40-MAN ROSTER

2009 ANGELS INFORMATION GUIDE

CAREER GRAND SLAMS (1)

July 23, 2008 vs. Cleveland

CAREER FIELDING

POS	PCT	G	PO	A	E	TC	DP	PB
C	.984	174	1103	105	20	1228	8	9

MATHIS' BESTS

	Season		Game
AVG	.211 — 2007	H	4 — 7-23-08 vs. Cleveland
H	55 — 2008	HR	1 — 15 times; last, 8-6-08 vs. Baltimore
HR	9 — 2008	RBI	6 — 7-23-08 vs. Cleveland
RBI	42 — 2008	Hit Streak	7 — April 11-23, 2008

GARY MATTHEWS, JR.

24

OUTFIELDER

BATS: Switch THROWS: Right HT: 6-3 WT: 225

OPENING DAY AGE: 34 BORN: August 25, 1974
 BIRTHPLACE: San Francisco, CA RESIDES: Houston, TX
 CHILDREN: Gavin
 ACQUIRED: Signed as Major League free agent, Nov. 22, 2006
 SIGNED THRU: 2011 M.L. SERVICE: 8 yrs., 104 days



MATTHEWS, JR.

2008 SEASON:

■ In second season with Angels hit .242 (103/426) with 19 doubles, three triples, eight home runs and 46 RBI in 127 games... Battled through lingering effects of a tear in patella tendon in his left knee (had surgery to repair in 2008 off-season)... Committed a career-high eight errors... Closed out season with best monthly performance in September batting .318 (21/66) to raise season average from .228 to .242... Tied season-high with four hits Sept. 3 at Detroit... Made starts at all three outfield positions (LF - 36; RF - 36; CF - 23)... Made 15 starts in leadoff spot... Logged seventh career leadoff HR (3rd as Angel), May 4 vs. Baltimore... Collected GW RBI-single with two outs in 9th inning May 27 vs. Detroit... Collected two home runs, April 23 at Boston, marking fourth career multi-HR game and first time both HRs came batting right-handed... Second home run April 23 was No. 100 of career... Four of his eight home runs came in April.

CAREER HIGHLIGHTS:

■ Selected as American League All-Star with Rangers in 2006... Joined his father, Gary Matthews Sr., as the 11th family in Major League history to have a father-son selected to play in an All-Star game... Hit for the cycle Sept. 13, 2006 at Detroit (went 4-4 with 3 runs and 3 RBI)... Became 3rd player in Rangers' history to hit for cycle and only 19th switch-hitter in Major League history... Was just 14th player in Major League history to record a cycle in natural order (1B, 2B, 3B, HR)... Has homered from each side of the plate in a game twice in his career (May 13, 2007 at Texas & July 27, 2005 at Baltimore)... Named American League Player of the Week for Sept. 11-17, 2006; batted .522 (12-23) with 2 doubles, one triple, 2 home runs, 7 runs scored, 7 RBI and 22 total bases... Scored 102 runs in 2006 breaking Rangers' record by a leadoff hitter (previously Oddibe McDowell, 101 runs in 1986)... Made his major league debut with a start in right field on June 4, 1999 vs. Seattle... Scored his first big league run in that contest when he stole home in the 4th inning.

POST-SEASON SUMMARY:

■ Saw first career playoff action in 2008 Division Series vs. Boston... Appeared in three of four games of series (no starts) going 0-for-5 with one error... Missed 2007 Division Series vs. Boston with a sprained left ankle and irritation in right knee.

MAJOR LEAGUE SUMMARY:

■ In first season with Angels in 2007, batted .252 with 79 runs, 26 doubles, three triples, 18 home runs and 72 RBI in 140 games... Missed 14 games in September and entire Division Series with a sprained left ankle and irritation in right knee... Ended season in a 5-for-42 skid... Hit .279 before All-Star break - hit .211 (43/204) after... Batted .275 (109/396) from the left side as opposed to .175 (21/120) hitting right-handed... Batted .289 at home compared to .217 on road... Connected for second leadoff HR of season Sept. 3 vs. Oakland (also 4/28 at CWS) and sixth of his career... Angels were 52-9 when he scored a run (30-49 when he didn't score)... Posted 12 total bases, July 31 at Seattle, collecting two doubles and two HRs... Marked second multiple HR game of season and third of career... Became fifth Angel with four extra-base hits in a game and first since Dave Winfield, April 13, 1991 at Minnesota... Angels were 26-10 when he hit cleanup... Hit leadoff first 29 games of season... Enjoyed career night, June 4 vs. Minnesota with four hits, a grand slam and career-best five



40-MAN ROSTER

2009 ANGELS INFORMATION GUIDE

RBI...Homered from each side of the plate in May 13 game at Texas – marked second time in career (also July 27, 2005 at Bal.)...Collected first career inside-the-park home run June 17 at LAD...Stole career-high three bases April 21 vs. Seattle...Signed five-year contract with Angels, Nov. 22, 2006...Was fifth different Opening Day starting centerfielder for Angels in as many seasons.

- In 2006 with Texas, established career highs in nearly every offensive category, including batting average (.313), runs (102), hits (194), doubles (44), triples (6), home runs (19), RBI (79) and total bases (307)...Among American League leaders, ranked third in multi-hit games (65), sixth in hits and seventh in doubles...Led all Major League center fielders batting .316 (190/602)...Scored 102 runs breaking Rangers' record by a leadoff hitter (previously Oddibe McDowell, 101 runs in 1986)...Led all AL leadoff batters with 79 RBI, 4th-most of any leadoff hitter in the majors in '06 (Rollins, 82; Reyes, 81; Soriano, 81)...Selected to play in his first All-Star game and singled in his only at-bat...Hit for the cycle Sept. 13 at Detroit (went 4-4 with 3 runs and 3 RBI)...Became 3rd player in Rangers' history to hit for cycle and only 19th switch-hitter in Major League history...Was just 14th player in Major League history to record a cycle in natural order (1B, 2B, 3B, HR); singled in 1st inning, doubled in 2nd, tripled in 4th and hit a solo home run in 6th...Named American League Player of the Week for Sept. 11-17; batted .522 (12/23) with 2 doubles, one triple, 2 home runs, 7 runs scored, 7 RBI and 22 total bases...Switch-hitter batted .314 (7 HR) right-handed and .313 (12 HR) left-handed...Ranked 3rd in AL batting .398 (33-83) in "close and late" situations...Tied for lead among AL center fielders with 8 outfield assists (Torii Hunter)...Recorded career-high 13-game hitting streak (Sept. 5-19) and hit .482 (27/56) with 4 HRs, 17 runs and 9 RBI during streak...Hit a pair of grand slams, May 31 vs. Seattle (Gil Meche) and Aug. 1 at Minnesota (Scott Baker)...Hit a pair of leadoff homers, Aug. 31 vs. Baltimore and Sept. 19 vs. Seattle...Opened season on disabled list with a strained rib cage...Played in six games on a rehab assignment to triple-A Oklahoma and hit .429 (9/21) with two doubles and one RBI with RedHawks...Activated from DL on April 12, missing first 9 games of season...Did not record any at-bats in Spring Training due to injury.
- In 2005, established then-career highs in at-bats (475), runs (72), hits (121), triples (5), home runs (17) and RBI (55) in his second season with Texas...Started 122 games including a club-leading 95 in center field...Started each of last 84 games and 89 of 91 to end season...Had season-high 8-game hit streak from July 23-30...Recorded 3 extra base hits on 3 occasions this season, including back-to-back games on July 26-27 at Baltimore...Matched career-high with 3 runs scored on September 5 at Minnesota...Posted 3 or more hits on 10 occasions, including season-high 4 hits on May 8 vs. Cleveland...Voted as Rangers' July Player of the Month, batting .289 (28-97) with 8 doubles, 8 HR, 18 RBI and 17 runs scored...Switch-hitter batted .260 (88-339) with 7 HR and 35 RBI from the left side and .243 (33-136) with 10 HR and 20 RBI from the right side...Hit .219 (52-237) with 8 HR and 32 RBI in 65 home games and .290 (69-238) with 9 HR and 23 RBI in 66 road contests...Posted first career multi-HR game with 2 homers on July 27 at Baltimore, including game-winning 3-run blast in the 11th...Hit 5 HR in a 9-game span from June 29-July 9 and 6 HR in 8 games from July 26-Aug. 3...Homered in consecutive games on 4 occasions: July 2-3 at Seattle, July 26-27 at Baltimore, Aug. 2-3 vs. Tampa Bay and Aug. 20-21 at Tampa Bay...Hit first 2 career leadoff HR, on July 3 at Seattle and July 29 at Toronto...Matched career-high with 4 RBI on July 27 at Baltimore...Made Opening Day roster for 4th time in his career, first with Texas...Started season opener for 2nd time (also 2003 with Baltimore)...Recorded a .982 (6 E/330 TC) fielding percentage in 123 games in outfield...On disabled list from May 15-June 8 with a strained left hamstring.
- In 2004, signed by Texas after season began and made 77 starts in the outfield and led Rangers' outfielders with 8 assists...Purchased from Oklahoma on May 25 along with Chad Allen when Kevin Mench and Brian Jordan were placed on the disabled list...Became regular after All-Star break, starting first 23 and 46 of first 49 games in the second half...Was slowed by a right calf injury in early Sept. and played just one of club's final 27 contests...Hit .289 (55-190) while batting left-handed and .244 (22-90) from the right side...Posted a .293 average (36-123) with 7 home runs in 36 games at Ameritrust Field...First home run with Rangers was tie-breaking shot to lead off 9th on June 2 at Cleveland, a 5-3 Texas victory...Had season-high 4 hits in Rangers' 18-inning win on June 24 vs. Seattle...Recorded season-high 4 RBI on Aug. 17 vs. Cleveland and had 3 RBI on 4 occasions...Homered in consecutive games July 19-20 vs. Chicago...Recorded career and team-high 8 outfield assists, including assists in consecutive games Sept. 1-2 at Minnesota...Signed by Texas to a minor league contract on April 7 after being released by Atlanta on March 31...Joined Oklahoma for doubleheader on April 10 at Omaha...Went 6-8 with 3 homers, 2 triples and 7 RBI over 2 games April 18-19 vs. Omaha...Finished Oklahoma stint with 10-game hit streak at 15-40 (.375) with 13 runs scored...Homered 5 times in last 12 games at triple-A...Had 36 RBI and 33 runs scored in 38 games for Oklahoma.
- In 2003, split season between Baltimore and San Diego, batting a combined .248 with 6 HR, 42 RBI and 12 SB in 144 games...Batted .284 from the right side and .265 from the left, with all 4 home runs coming from left side...Started season with Baltimore where he batted .204 with 12 doubles, 2 HR and 20 RBI in 41 games...Claimed off waivers by San Diego on May 23...Batted .271 with 4 HR, 22 RBI and team-high 12 stolen bases while playing all three outfield positions with Padres...Went 2-3 with a run scored in his San Diego debut on May 25 at Arizona...Registered 10-game hitting streak from May 30-June 8, batting .342 (13-38) with 8 runs scored and 7 RBI, raising average from .213 to .236...Hit first NL homer in final game of that stretch on June 8 vs. Minnesota...Failed to record a hit in consecutive starts just twice with San Diego.
- In 2002, acquired by Baltimore from the New York Mets in exchange for LHP John Bale on April 3 and appeared in 109 games for the Orioles...Improved his average 48 points over his .227 figure in 2001, the 9th-largest improvement among Major League hitters...Went 5-5 with a double, HR and 2 RBI on June 29 vs. Philadelphia...Hit a game-winning, 3-run homer in the 9th inning Aug. 2 at Toronto as the Orioles rallied from an 8-1 deficit to defeat the Blue Jays, 9-8...Batted .310 (85-274) in 81 games from May 2-Aug. 10, when his average reached .299...Placed on disabled list on Aug. 25 with tendonitis in his right wrist and did not start season's final 36 games after injury...Orioles went 4-32 in that time...For the year, O's went 45-43 in games which Matthews started and 22-52 in games he did not start...Started at all 3 outfield positions, playing 76 games in right field and 16 each in center field and left field.
- In 2001, began the year with the Chicago Cubs before being claimed off waivers by Pittsburgh on Aug. 10...Made 88 appearances (64 starts) in center field, 20 appearances (one start) in left and one appearance in right while playing for the Cubs...Homered in consecutive games, June 29-30...Had consecutive 3-hit games, July 5 and 6...Recorded 2 hits in the 5th inning on July 6 at Detroit...Joined Pittsburgh on Aug. 11 and started that night in center field vs. San Diego...Hit home runs in back-to-back games for the second time in season, Aug. 16 and 17...Made total of 40 starts in center field for Pirates.

MATTHEWS, JR.



40-MAN ROSTER

2009 ANGELS INFORMATION GUIDE

- In 2000, traded to **Chicago Cubs** on March 23 from **San Diego**...Began season **triple-A Iowa** before he was recalled by the Cubs on June 2...Hit his first ML home run on June 20, a pinch-hit solo shot, off Atlanta's Bruce Chen at Turner Field...Optioned back to Iowa on June 24 and recalled again on July 14 for duration of season...Had another pinch-hit home run, his 2nd career home run, on Aug. 25 (G2) off Los Angeles' Carlos Perez...Made 46 appearances (16 starts) in left field, 21 appearances (14 starts) in center field and one appearance in right field while playing with the Cubs...Hit a home run from each side of the plate with Iowa on April 22 vs. Colorado Springs...Had a 12-game hitting streak May 16-27, batting .458 (22-48) with 9 RBI and 7 multi-hit games during that stretch.
- In 1999, began season with **triple-A Las Vegas** of the Pacific Coast League before being recalled by **San Diego** on June 4...Optioned back to Las Vegas on June 18 and recalled again on Sept. 9...Made his major league debut with a start in right field on June 4 vs. Seattle...Scored his first big league run in that contest when he stole home in the 4th inning...Collected his first major league hit on June 6 off Seattle's Freddy Garcia...Made a total of 10 appearances (one start) in center field while playing with San Diego.

MINOR LEAGUE SUMMARY:

- In 1998, spent the campaign with **double-A Mobile** of the Southern League, playing only 72 games due to a strained right wrist...Injured his wrist while batting on April 25 and was out of action until July 4.
- In 1997, began the year with **single-A Rancho Cucamonga** of the California League...Promoted to **Mobile** on June 18...On Mobile's disabled list from June 30-July 9 and again from Aug. 19-Sept. 15 with a sprained left wrist.
- In 1996, ranked 2nd in the California League in triples (11).

PERSONAL/MISC:

- Gary Nathaniel Matthews Jr.
- Originally signed by Padres' scout Gary Roenicke, brother of Angels' bench coach Ron Roenicke.
- Graduated from Granada Hills High School in Granada Hills, CA in 1992.
- Played baseball for two years at Mission College in Sylmar, CA earning All-Conference honors both years, as well as All-State and Junior College All-America honors his sophomore year.
- His father, Gary Matthews Sr., played 16 years in the majors and batted .281 with 234 home runs for the Giants, Braves, Phillies, Cubs and Mariners.

MATTHEWS' LIFETIME PLAYING RECORD

Year	Club	AVG	G	AB	R	H	2B	3B	HR	RBI	SH	SF	HBP	BB	IBB	SO	SB	CS	GDP	SLG	OBP	E
1994	Spokane	.209	52	191	23	40	6	1	0	18	0	1	2	19	1	58	3	5	4	.251	.286	4
1995	Clinton	.238	128	421	57	100	18	4	2	40	3	3	6	68	1	109	28	8	8	.314	.349	9
1996	Cucamonga	.271	123	435	65	118	21	11	7	54	4	2	6	60	1	102	7	8	11	.418	.366	16
1997	Cucamonga	.302	69	268	66	81	15	4	8	40	0	0	3	49	2	57	10	4	4	.478	.416	5
	Mobile	.244	28	90	14	22	4	1	2	12	0	2	1	15	1	29	3	1	1	.378	.352	2
1998	Mobile	.307	72	254	62	78	15	4	7	51	0	3	1	55	2	50	11	1	6	.480	.428	1
1999	Las Vegas	.256	121	422	57	108	22	3	9	52	0	4	7	58	0	104	17	6	13	.386	.352	7
	San Diego	.222	23	36	4	8	0	0	0	7	0	0	0	9	0	9	2	0	1	.222	.378	0
2000	Iowa	.242	60	211	27	51	11	3	5	22	0	1	0	18	3	41	6	1	4	.393	.300	4
	Chicago (NL)	.190	80	158	24	30	1	2	4	14	1	0	1	15	1	28	3	0	2	.297	.264	2
2001	Chicago (NL)	.217	106	258	41	56	9	1	9	30	5	0	1	38	2	55	5	3	4	.364	.320	4
	Pittsburgh	.245	46	147	22	36	6	1	5	14	0	1	0	22	0	45	3	2	4	.401	.341	3
2002	New York (NL)	.000	2	1	0	0	0	0	0	0	0	0	0	0	0	0	0	0	0	.000	.000	0
	Baltimore	.276	109	344	54	95	25	3	7	38	5	4	1	43	1	69	15	5	4	.427	.355	6
2003	Baltimore	.204	41	162	21	33	12	1	2	20	0	0	1	9	0	29	0	3	4	.327	.250	0
	San Diego	.271	103	306	50	83	19	1	4	22	0	0	1	34	0	66	12	5	4	.379	.346	1
2004	Oklahoma	.324	38	145	33	47	9	4	9	36	0	3	0	23	1	29	4	1	1	.508	.349	0
	Texas	.275	87	280	37	77	17	1	11	36	0	3	1	33	5	64	5	1	1	.461	.350	2
2005	Texas	.255	128	475	72	121	25	5	17	55	1	3	0	47	1	90	9	2	11	.436	.320	6
	Frisco (1)	.400	1	5	0	2	0	0	0	0	0	0	0	1	0	1	0	0	0	.400	.400	0
2006	Oklahoma (1)	.429	6	21	10	9	2	0	0	1	0	0	1	4	1	0	2	0	0	.524	.538	1
	Texas	.313	147	620	102	194	44	6	19	79	0	8	4	58	5	99	10	7	8	.495	.371	7
2007	LAA	.252	140	516	79	130	26	3	18	72	0	6	2	55	6	102	18	4	12	.419	.323	5
2008	LAA	.242	127	426	53	103	19	3	8	46	0	2	4	45	2	95	8	3	12	.357	.319	8
Angels Totals		.247	267	942	132	233	45	6	26	118	0	8	6	100	8	197	26	7	24	.391	.321	13
AL Totals		.267	782	2823	418	753	168	22	82	346	6	26	13	290	20	548	65	25	52	.429	.365	34
NL Totals		.235	360	906	141	213	35	5	22	87	6	1	3	118	3	203	25	10	15	.358	.325	10
Major Totals		.259	1142	3729	559	966	203	27	104	433	12	27	16	408	23	751	90	35	67	.412	.333	44
Minor Totals		.266	698	2463	414	656	123	35	49	327	7	19	27	369	13	580	91	35	53	.404	.366	51

(1) rehab assignment.

Selected by San Diego in 13th round of 1993 June draft...Signed on May 25, 1994.
 Acquired by Chicago (NL) from San Diego for RHP Rodney Myers on March 23, 2000.
 Claimed on waivers by Pittsburgh from Chicago (NL) on Aug. 10, 2001.
 Acquired by New York (NL) from Pittsburgh for cash considerations on Dec. 28, 2001.
 Acquired by Baltimore from New York (NL) for LHP John Bale on April 3, 2002.
 Claimed on waivers by San Diego from Baltimore on May 23, 2003.
 Claimed on waivers by Atlanta from San Diego on Nov. 23, 2004.
 Released by Atlanta on May 31, 2004.
 Signed by Texas on April 7, 2004.

Disabling Injuries: 2006 — Strained rib cage; disabled April 1-12.
 2005 — Strained left hamstring; disabled May 15 - June 8.
 2002 — Right wrist tendonitis; disabled August 25 - September 11.



40-MAN ROSTER

2009 ANGELS INFORMATION GUIDE

	2008					CAREER						2008					CAREER				
	AVG	AB	H	HR	RBI	AVG	AB	H	HR	RBI		AVG	AB	H	HR	RBI	AVG	AB	H	HR	RBI
Angels	—	—	—	—	—	—	—	—	—	—	March	.250	4	1	0	0	.273	11	3	0	1
Baltimore	.200	10	2	1	3	.292	130	38	6	16	April	.225	111	25	4	19	.236	530	125	11	63
Boston	.316	19	6	2	5	.246	179	44	5	27	May	.211	90	19	2	9	.270	548	148	15	68
Chicago	.258	31	8	1	4	.264	182	48	7	19	June	.299	77	23	1	5	.286	681	195	20	83
Cleveland	.188	16	3	0	3	.292	185	54	6	31	July	.156	45	7	0	3	.267	665	171	21	77
Detroit	.241	29	7	0	1	.269	175	47	4	24	Aug.	.212	33	7	0	2	.245	744	182	26	83
Kansas City	.167	18	3	0	1	.191	136	26	0	12	Sept.	.318	66	21	1	8	.253	517	131	10	49
Minnesota	.292	24	7	1	3	.318	170	54	8	28	Oct.	—	—	—	—	—	.333	33	11	1	9
New York	.167	18	3	0	2	.263	175	46	2	16	Home	.255	212	54	2	22	.260	1813	471	50	221
Oakland	.258	62	16	0	4	.225	315	71	3	20	Road	.229	214	49	6	24	.258	1916	495	54	212
Seattle	.232	56	13	2	8	.298	319	95	16	47	Vs. LHP	.285	130	37	4	15	.251	1016	255	37	121
Tampa Bay	.400	15	6	1	2	.257	202	52	8	24	Vs. RHP	.223	296	66	4	31	.262	2713	711	67	312
Texas	.275	51	14	0	7	.286	126	36	2	18	Pre-ASG	.235	311	73	7	34	.267	2006	536	55	241
Toronto	.154	26	4	0	1	.255	157	40	4	16	Post-ASG	.261	115	30	1	12	.250	1723	430	49	192
Arizona	—	—	—	—	—	.316	133	42	3	19	RISP	.240	96	23	0	35	.244	836	204	22	320
Atlanta	.100	10	1	0	0	.276	29	8	2	5	Bases Loaded	.250	12	3	0	10	.269	78	21	3	73
Chicago	—	—	—	—	—	.174	23	4	2	4	Pinch-hitting	.000	7	0	0	0	.211	90	19	3	15
Cincinnati	—	—	—	—	—	.256	90	23	4	9	DH	.220	50	11	1	3	.247	77	19	1	6
Colorado	—	—	—	—	—	.214	70	15	1	5											
Florida	—	—	—	—	—	.200	25	5	0	0											
Houston	—	—	—	—	—	.309	123	38	3	13											
Los Angeles	.235	17	4	0	0	.264	91	24	3	6											
Milwaukee	—	—	—	—	—	.175	63	11	0	1											
New York	.273	11	3	0	0	.259	58	15	2	6											
Philadelphia	.167	6	1	0	1	.275	69	19	1	5											
Pittsburgh	—	—	—	—	—	.321	53	17	3	12											
St. Louis	—	—	—	—	—	.228	101	23	3	10											
San Diego	—	—	—	—	—	.138	65	9	1	7											
San Francisco	—	—	—	—	—	.207	82	17	1	7											
Washington	.286	7	2	0	1	.184	38	7	1	7											

CAREER BATTING AT MAJOR LEAGUE PARKS

AL	AVG	AB	H	HR	RBI	NL	AVG	AB	H	HR	RBI
Angel Stadium	.268	553	148	10	77	Astrodome	.000	2	0	0	0
Camden Yards	.266	320	85	11	33	AT&T Park	.197	61	12	1	6
Comerica Park	.304	92	28	1	10	Bush Stadium	.200	15	3	0	0
Fenway Park	.262	122	32	3	19	Bush Stadium 1	.222	45	10	2	6
Kauffman Stadium	.178	90	16	0	9	Chase Field	.333	69	23	2	12
McAfee Coliseum	.257	148	38	1	9	Cinergy Field	.289	38	11	2	4
Metrodome	.288	73	21	3	9	Citizens Bank Park	.250	8	2	0	1
Progressive Field	.279	68	19	3	11	Coors Field	.209	43	9	1	4
Rangers Ballpark	.276	724	200	28	100	County Stadium	.000	3	0	0	0
Rogers Centre	.271	70	19	3	10	Dodger Stadium	.225	40	9	1	2
Safeco Field	.294	153	45	10	20	Dolphin Stadium	.200	25	5	0	0
Tropicana Field	.227	97	22	2	7	Great American Ballpark	.125	16	2	1	2
U.S. Cellular Field	.247	97	24	2	7	Miller Park	.194	36	7	0	1
Yankee Stadium	.260	100	26	1	10	Minute Maid Park	.393	61	24	3	10
						Nationals Park	.286	7	2	0	1
						Olympic Stadium	.111	9	1	0	1
						PNC Park	.194	103	20	4	9
						Qualcomm Stadium	.257	183	47	1	15
						Shea Stadium	.286	21	6	2	4
						Three Rivers Stadium	.400	5	2	0	2
						Turner Field	.375	8	3	2	2
						Veterans Stadium	.240	25	6	0	1
						Wrigley Field	.196	199	39	4	19

CAREER MULTIPLE HOME RUN GAMES (4)

April 23, 2008 at Boston
 July 31, 2007 at Seattle
 May 13, 2007 at Texas (both sides of plate)
 July 27, 2005 at Baltimore (both sides of plate)

CAREER GRAND SLAMS (3)

June 4, 2007 vs. Minnesota
 May 31, 2006 vs. Seattle
 August 1, 2006 at Minnesota

DIVISION SERIES TOTALS

Year	Club	Opp	AVG	G	AB	R	H	2B	3B	HR	RBI	SH	SF	HBP	BB	IBB	SO	SB	CS	GDP	SLG	OBP	E
2008	LAA	Bos.	.000	3	5	0	0	0	0	0	0	0	0	0	0	0	2	0	0	0	.000	.000	1

ALL-STAR GAME RECORD

Year	Club	Site	AVG	G	AB	R	H	2B	3B	HR	RBI	SH	SF	HBP	BB	IBB	SO	SB	CS	GDP	SLG	OBP	E
2006	AL	Pitt.	1.000	1	1	0	1	0	0	0	0	0	0	0	0	0	0	0	0	0	1.000	1.000	0

CAREER FIELDING

POS	PCT	G	PO	A	E	TC	DP
OF	.981	1048	2207	53	44	2304	11

MATTHEWS, JR.



40-MAN ROSTER

2009 ANGELS INFORMATION GUIDE

MATTHEWS' BESTS

	Season	Game
AVG	.313 — 2006	5 — 6-29-02 vs. Philadelphia
H	194 — 2006	2 — 4 times; last, 4-23-08 at Boston
HR	19 — 2006	5 — 6-4-07 vs. Minnesota
RBI	79 — 2006	3 — 4-21-07 vs. Seattle
SB	15 — 2002	Hit Streak 13 — September 5-19, 2006

KENDRY MORALES

19

INFIELDER/OUTFIELDER

BATS: Switch THROWS: Right HT.: 6-1 WT.: 225

OPENING DAY AGE: 25

BORN: June 20, 1983

BIRTHPLACE: Fomento, Sancti-Spiritus, Cuba

RESIDES: Santo Domingo, DR

MARRIED: Yarely Pereira, Nov. 17, 2008

CHILDREN: Andrea, Hanely

ACQUIRED: Signed as free agent, Dec. 1, 2004

SIGNED THRU: 2010

M.L. SERVICE: 1 yr., 57 days



MORALES

2008 SEASON:

■ Had four separate stints with **Angels** in 2008...21 of 27 games played came in September...Logged all three home runs and eight RBI in the month...Connected for first of three consecutive home runs by Angels in 7th inning. Sept. 18 at Oakland (Morales, Napoli and Wood)...Made four starts at first base, four starts in right field and two starts as DH...Batted .341 (108/317) with 46 runs scored, 19 doubles, 15 home runs and 64 RBI in 78 games for triple-A Salt Lake...Missed time due to right oblique strain...Named Organizational Player of the Month for May (.352, 6 HR, 17 RBI).

POST-SEASON EXPERIENCE:

■ Appeared in all four games of 2008 Division Series vs. Boston as pinch-hitter...Went 2-for-4 with a double in his fourth PH at-bats...Double came leading off 9th inning of a tie game in Game 4 at Fenway Park (pinch-runner Reggie Willits for Morales was tagged out on missed squeeze play in the inning)...Made playoff debut in 2007 ALDS vs. Boston...Appeared in three games batting .111 (1/9) with one run scored...Started Game 2 as DH and Game 3 at first base.

MAJOR LEAGUE SUMMARY:

■ In 2007, hit safely in 16 of 21 games batting .324 (24/74) after his recall Aug. 24...Hit safely in 28 of last 33 games between triple-A **Salt Lake** and **Angels**...Had career-best 12-game hit streak (Aug. 24-Sept. 6)...Batted .483 (14/29) with Angels in August...Collected first career walk-off hit Sept. 7 vs. Cleveland in 10th inning (one of 10 walk-off hits for Angels in 2007)...On back-end of consecutive home runs with Gary Matthews Jr. in 4th inning Aug. 28 at Seattle...Made 13 starts as DH with Angels...Last optioned to Salt Lake, July 24...Was riding a 12-game hit streak at Salt Lake and hitting .438 (32/73) with four home runs and 17 RBI in 18 games in August with Bees...Hit a team-best .341 (87/255) with 42 runs scored, 20 doubles, five home runs and 37 RBI in 64 games with Salt Lake.

■ Opened 2006 season at triple-A **Salt Lake**...Recalled by **Angels** May 23 and made Major League debut as starting first baseman same day at Texas...Became just third Angel to collect three hits in Major League debut, joining Gil Flores (1977) and Lee Stevens (1990)...Also became 24th player in club history to hit a HR in first game as an Angel...Became 18th Cuban native to appear with Angels, first since Luis Tiant in 1982...One of eight rookies to make debut with Angels in 2006...Hit .409 (9/22) with 2 HR and 6 RBI in first five Major League games - batted .211 (37/175) with 3 HRs and 16 RBI in 52 games after...Made 49 starts at first base, committing five errors...Optioned to Salt Lake July 24 and joined Angels for second stint from Sept. 11 through end of season...Switch-hitter batted .320 (82/256) with 12 doubles, one triple, 12 home runs and 52 RBI in 66 games with Bees...Named organizational Player of the Month for May in which he batted .408 (31/76) in 19 games...Played with Gigantes in Santo Domingo in Dominican Winter League in 2006.

MINOR LEAGUE SUMMARY:

■ In 2005, did not begin playing in Angels system until late May as his arrival to United States was delayed while trying to obtain Dominican citizenship and a passport needed to procure an American visa...Finally joined single-A **Rancho Cucamonga** on May 21 and homered on second pitch he saw in first game vs. Visalia...Finished contest 3-for-5 with 1 HR and 3 RBI...In 22 games with Quakes playing mostly first base, hit .344 (31/90) with 5 HRs and 17 RBI before promotion to double-A **Arkansas**...Struggled in first 12 games with Travs, batting .156 (7/45) with no home runs and five RBI before exploding for 3-HR, 5-RBI game June 28 vs. San Antonio...Enjoyed 15-game hit streak (Aug. 15-29) and homered in four consecutive games (July 30-Aug. 3)...Named Texas League Player of Week, Aug. 22-28 and Angels' Organizational Player of Month for August (.364, 10 HR, 22 RBI)...Finished batting .306 (86/281) with 17 home runs and 54 RBI in 74 games with Arkansas, playing 60 games at first base (1 E)...One of Arkansas' top performers in seven post-season games, hitting .321 (9/29) with 4 HR and 9 RBI, as Travs won Eastern League Championship before losing to Midland in Championship Series...Selected to play in MLB Futures Game (World Team) during the All-Star break in Detroit...Played for Scottsdale in Arizona Fall League and led league with 14 doubles and ranked tied for third with .380 average.



40-MAN ROSTER

2009 ANGELS INFORMATION GUIDE

CAREER HIGHLIGHTS (CUBA):

- As Cuban amateur, owned career .330 (287/871) average with 60 doubles, five triples, 37 home runs and 170 RBI.
- In **2004**, did not play baseball as he was banned from the sport in Cuba in late 2003 for attempting to leave the country...Was paid \$5 per month while playing in Cuban National League...Agreed to six-year Major League contract with the Angels, Dec. 1, 2004...Deal became official after receiving clearance to enter into a contract with the Angels from the U. S. Treasury Department's Office of Foreign Assets Control (OFAC).
- In **2002-03**, posted .391 average with nine home runs and 42 RBI for the Industriales in the Cuban National League...At conclusion of season, batted cleanup for Cuban National Team at Baseball World Cup tournament in Havana...Hit grand slam to help Cuba to 6-3 win over Taiwan in final as Cuba claimed the Gold Medal.
- In **2001-02**, was selected as Rookie of the Year while playing for Havana Industriales...Set rookie records in runs (60), hits (114), home runs (21), extra-base hits (46) and RBI (82)...Broke 30-year old RBI record and at the age of 19, was the first teenager to star for Cuba's National Team since Omar Linares.
- In **1999**, played for Cuban team in Pan-American Championships, throwing nine innings in 2-0 win over Mexico.
- In **1998**, was Most Valuable Player for Cuban Junior Team and played on All-Star Team at Pan-American Championships.

PERSONAL/MISC:

- Kendrys Morales Rodriguez.
- 18th Cuban native to appear with Angels, first since Luis Tiant in 1982.
- Defected to U.S. on June 8, 2004 after eight unsuccessful attempts...Established residency in Dominican Republic.
- In 2002, became first teenager to play for the Cuban national team since Omar Linares in the 1980s.
- Agreed to six-year Major League contract with Angels, Dec. 1, 2004...Deal became official after receiving clearance to enter into a contract with the Angels from the U. S. Treasury Department's Office of Foreign Assets Control (OFAC).
- Named as fifth best prospect in Angels' system for 2005 and seventh best prospect for 2006 by *Baseball America*...Also named as seventh best prospect in Texas League.
- Signed by Angels' scout Clay Daniel.

MORALES' LIFETIME PLAYING RECORD

Year	Club	AVG	G	AB	R	H	2B	3B	HR	RBI	SH	SF	HBP	BB	IBB	SO	SB	CS	GDP	SLG	OBP	E
2001-02	Havana	.324	90	352	60	114	24	1	21	82	0	4	6	38	7	57	2	2	9	.577	.395	5
2002-03	Havana	.391	56	202	47	79	13	2	9	42	0	2	8	42	3	24	0	1	2	.609	.508	2
2004—																						
Did Not Play																						
2005	Cucamonga	.344	22	90	18	31	3	0	5	17	0	1	3	6	0	11	0	0	3	.544	.400	5
	Arkansas	.306	74	281	47	86	12	0	17	54	0	1	2	17	1	43	2	0	7	.530	.349	7
2006	Salt Lake	.320	66	256	41	82	12	1	12	52	0	1	2	14	0	40	0	3	6	.516	.359	1
	LAA	.234	57	197	21	46	10	1	5	22	0	1	0	17	1	28	1	1	11	.371	.293	5
2007	Salt Lake	.341	64	255	42	87	20	1	5	37	0	1	4	15	1	30	0	2	3	.486	.385	6
	LAA	.294	43	119	12	35	10	0	4	15	0	0	1	6	2	21	0	1	5	.479	.333	0
2008	Salt Lake	.341	78	317	46	108	19	0	15	64	0	3	1	19	3	43	1	3	9	.543	.376	3
	LAA	.213	27	61	7	13	2	0	3	8	0	0	1	4	0	7	0	1	3	.393	.273	0
Major Totals		.249	127	377	40	94	22	1	12	45	0	1	2	27	3	56	1	3	19	.408	.302	22
Minor Totals		.329	304	1199	194	394	67	2	54	224	0	7	12	71	5	167	3	8	28	.523	.370	22

2008

CAREER

2008

CAREER

	AVG	AB	H	HR	RBI	AVG	AB	H	HR	RBI	AVG	AB	H	HR	RBI	AVG	AB	H	HR	RBI	
Angels	—	—	—	—	—	—	—	—	—	—	—	—	—	—	—	—	—	—	—	—	—
Baltimore	—	—	—	—	—	.333	18	6	1	4	—	—	—	—	—	.400	5	2	0	0	—
Boston	—	—	—	—	—	—	—	—	—	—	—	—	—	—	—	.234	47	11	3	10	—
Chicago	.000	2	0	0	0	.143	7	1	0	1	—	—	—	—	—	.239	117	28	3	10	—
Cleveland	1.000	1	1	0	0	.359	39	14	1	8	—	—	—	—	—	.233	60	14	1	8	—
Detroit	.250	4	1	0	0	.300	10	3	0	0	—	—	—	—	—	.444	36	16	1	4	—
Kansas City	—	—	—	—	—	.200	30	6	1	2	—	—	—	—	—	.211	109	23	4	12	—
Minnesota	.250	4	1	0	0	.056	18	1	0	0	—	—	—	—	—	.000	3	0	0	1	—
New York	.167	6	1	0	0	.143	7	1	0	0	—	—	—	—	—	.237	194	46	3	18	—
Oakland	.182	11	2	2	2	.167	48	8	3	6	—	—	—	—	—	.262	183	48	9	27	—
Seattle	.250	16	4	0	2	.333	57	19	2	12	—	—	—	—	—	.231	91	21	2	10	—
Tampa Bay	.000	3	0	0	0	.167	24	4	1	2	—	—	—	—	—	.255	286	73	10	35	—
Texas	.214	14	3	1	4	.275	51	14	2	7	—	—	—	—	—	.249	201	50	7	27	—
Toronto	—	—	—	—	—	.364	11	4	0	0	—	—	—	—	—	.250	176	44	5	18	—
Arizona	—	—	—	—	—	.231	13	3	1	2	—	—	—	—	—	.237	93	22	2	28	—
Atlanta	—	—	—	—	—	—	—	—	—	—	—	—	—	—	—	.111	9	1	0	3	—
Chicago	—	—	—	—	—	—	—	—	—	—	—	—	—	—	—	.150	20	3	0	1	—
Cincinnati	—	—	—	—	—	—	—	—	—	—	—	—	—	—	—	.269	67	18	3	9	—
Colorado	—	—	—	—	—	.125	8	1	0	0	—	—	—	—	—	—	—	—	—	—	—
Florida	—	—	—	—	—	—	—	—	—	—	—	—	—	—	—	—	—	—	—	—	—
Houston	—	—	—	—	—	—	—	—	—	—	—	—	—	—	—	—	—	—	—	—	—
Los Angeles	—	—	—	—	—	.429	7	3	0	0	—	—	—	—	—	—	—	—	—	—	—
Milwaukee	—	—	—	—	—	—	—	—	—	—	—	—	—	—	—	—	—	—	—	—	—
New York	—	—	—	—	—	—	—	—	—	—	—	—	—	—	—	—	—	—	—	—	—
Philadelphia	—	—	—	—	—	—	—	—	—	—	—	—	—	—	—	—	—	—	—	—	—
Pittsburgh	—	—	—	—	—	.375	8	3	0	1	—	—	—	—	—	—	—	—	—	—	—
St. Louis	—	—	—	—	—	—	—	—	—	—	—	—	—	—	—	—	—	—	—	—	—
San Diego	—	—	—	—	—	.000	11	0	0	0	—	—	—	—	—	—	—	—	—	—	—
San Francisco	—	—	—	—	—	.300	10	3	0	0	—	—	—	—	—	—	—	—	—	—	—
Washington	—	—	—	—	—	—	—	—	—	—	—	—	—	—	—	—	—	—	—	—	—

MORALES



40-MAN ROSTER

2009 ANGELS INFORMATION GUIDE

CAREER BATTING AT MAJOR LEAGUE PARKS

AL	AVG	AB	H	HR	RBI	NL	AVG	AB	H	HR	RBI
Angel Stadium	.237	194	46	3	18	AT&T Park	.300	10	3	0	0
Camden Yards	.200	5	1	0	0	Chase Field	.231	13	3	1	2
Comerica Park	.200	5	1	0	0						
Kauffman Stadium	.000	9	0	0	0						
McAfee Coliseum	.182	33	6	3	5						
Metrodome	.000	1	0	0	0						
Progressive Field	.400	15	6	0	3						
Rangers Ballpark	.286	35	10	2	5						
Safeco Field	.412	34	14	2	9						
Tropicana Field	.167	18	3	1	2						
U.S. Cellular Field	.250	4	1	0	1						
Yankee Stadium	.000	1	0	0	0						

DIVISION SERIES TOTALS

Year	Club, Opp	AVG	G	AB	R	H	2B	3B	HR	RBI	SH	SF	HBP	BB	IBB	SO	SB	CS	GDP	SLG	OBP	E
2007—LAA, Bos.		.111	3	9	1	1	0	0	0	0	0	0	0	0	0	2	0	0	0	.111	.111	0
2008—LAA, Bos.		.500	4	4	0	2	1	0	0	0	0	0	0	0	0	0	0	0	0	.750	.500	0
TOTALS		.231	7	13	1	3	1	0	0	0	0	0	0	0	0	2	0	0	0	.308	.231	0

CAREER FIELDING

POS	PCT	G	PO	A	E	TC	DP
1B	.992	81	573	49	5	627	58
OF	1.000	18	23	0	0	23	0

MORALES' BESTS

	Season	Game
AVG	.294 — 2007	H
H	46 — 2006	HR
HR	5 — 2006	RBI
RBI	22 — 2006	SB
SB	1 — 2006	Hit Streak
		12 — Aug. 24-Sept. 6, 2007

MOSELEY

DUSTIN MOSELEY

58 RIGHT-HANDED PITCHER
BATS: Right THROWS: Right HT.: 6-4 WT.: 215

OPENING DAY AGE: 27 BORN: Dec. 26, 1981
BIRTHPLACE: Texarkana, AR RESIDES: Texarkana, AR
MARRIED: Carly Arnold, Jan. 7, 2006
ACQUIRED: From Cincinnati for RHP Ramon Ortiz, Dec. 14, 2004
SIGNED THRU: 2009 M.L. SERVICE: 1 yr., 108 days



2008 SEASON:

■ Opened season in Angels starting rotation (John Lackey on DL)...Made five starts in initial stint going 1-2 with 7.30 ERA (24.2 IP – 20 ER)...Was replaced in rotation with Nick Adenhart...Finished 2-4 with a 6.79 ERA (50.1 IP – 38 ER) in 12 appearances (10 starts) with Angels...Defeated Andy Pettitte and New York, 4-2, Sept. 10 at Angel Stadium...Victory clinched AL West Division tie...Limited Yankees to two runs and three hits in five innings pitched with a career-best six strikeouts...Made second relief appearance of season May 1 vs. Oakland and suffered loss (2+ IP, 7 H, 5 R, 5 ER, 2 SO, 1 HR)...Other relief appearance came in Angels' 14-2 loss, April 28 vs. Oakland (2 IP, 1 SO)...Placed on 15-day DL May 4-26 due to right forearm tightness...Recalled from rehab and optioned to Salt Lake, May 27...Was 7-10 with a 6.94 ERA (116.2 IP – 90 ER) in 20 starts at Salt Lake...Recalled from triple-A Salt Lake, Sept. 2...Also recalled from Salt Lake July 13 and optioned following start that day...Also had one rehab start at single-A Rancho Cucamonga in 2008 (0-0, 0.00 ERA; 3.2 IP, 3 H, 2 BB, 6 SO).

POST-SEASON EXPERIENCE:

■ In 2007, appeared in Game 3 of ALDS vs. Boston...Pitched one inning (1 H, 1 SO) in Angels' 9-1 loss.



MAJOR LEAGUE SUMMARY:

- Completed 2007 season with 4-3 record with a 4.40 ERA (92 IP – 45 ER) in 46 games (eight starts) with Angels...Marked first full season in major leagues...Was 1-1 with a 4.20 ERA (40.2 IP – 19 ER) as starter...Suffered loss Sept. 16 at Chicago (0+ IP, 2 H, 2 R, 2 ER, 1 HR)...Surrendered walk-off HR to Jim Thome in 9th inn. (500th HR of his career)...24 of 38 relief outings were scoreless...First batters faced batted .162 (6/37) against him...Entered game in relief of Ervin Santana with one-out in first inning Aug. 28 at Seattle...Worked 5.1 scoreless innings (2 H, 1 BB, 2 SO) in Angels' comeback win...Marked longest relief outing for Angels...Opened season in starting rotation, making two starts, posting 1-0 record and 1.50 ERA (12 IP – 2 ER)...First victory came in April 6 start vs. Oakland (5-2 score; 6+ IP)...Was 2-0 with a 1.98 ERA (13.2 IP – 3 ER) in nine games in May...Posted 4-0 record at home and 0-3 mark on road...Strikeout high was five, July 29 vs. Detroit (4.2 IP)...Underwent surgery Oct. 23 to alleviate pressure on right ulna nerve...Procedure was performed by Dr. Lewis Yocum and Dr. Steve Shin at Kerlan-Jobe Clinic in Los Angeles.
- In 2006, had contract selected by Angels from triple-A Salt Lake, July 17...Made major league debut same day, defeating Cleveland, 10-5 (5 IP, 10 H, 4 R, 4 ER, 2 HR, 2 SO)...Was optioned following game...Was recalled Sept. 11...Overall with Angels, was 1-0 with a 9.00 ERA (11 IP – 11 ER) in three appearances (two starts)...Other start came in no decision, Oct. 1 vs. Oakland (4 IP, 10 H, 7 R, 7 ER, 1 HR, 2 BB, 1 SO)...Lone appearance in relief came Sept. 16 at Texas (2 IP, 2 H).

MINOR LEAGUE SUMMARY:

- In 2006, began season at triple-A Salt Lake...Finished 13-8 with three complete games and a 4.73 ERA (149.2 IP – 77 ER) in 26 starts...Allowed 163 hits (18 HRs), walked 51 and struck out 114 batters...Led club in wins, starts, innings pitched, walks and strikeouts...Among Pacific Coast League leaders, ranked tied for first in wins and tied for second in complete games...Complete games (all wins) came May 7 vs. Tacoma, June 19 vs. Las Vegas and Aug. 3 vs. Albuquerque (7 IP).
- In 2005, spent first season in Angels organization at triple-A Salt Lake...Finished with 4-6 record, and 5.03 ERA (82.1 IP – 46 ER) in 17 starts...Allowed 102 hits (11 HR), walked 30 and struck out 38...Opponents batted .312 against him...Missed time due to right shoulder injury.
- In 2004, split time between double-A Chattanooga and triple-A Louisville in Cincinnati Reds organization...Started fourth professional campaign at Chattanooga, posting 3-2 record and 2.66 ERA (47.1 IP – 14 ER) in eight starts...Allowed 33 hits and 10 walks while striking out 40...Held opponents to .198 average...Promoted to Louisville, compiling 2-4 record and 4.65 ERA (71.2 IP – 37 ER) in 12 starts...Struck out 48 while walking 34...Following season, played for Scottsdale in Arizona Fall League, going 0-2 with 4.30 ERA (23 IP – 11 ER) in eight starts.
- In 2003, began season with Chattanooga, going 5-6 with 3.83 ERA (112.2 IP – 48 ER) in 18 starts for Lookouts...Allowed 116 hits and 28 walks while striking out 73...Promoted to Louisville, compiling 2-3 record and 2.70 ERA (50 IP – 15 ER) in eight starts...Combined to go 7-9 with 3.49 ERA (162.2 IP – 63 ER) in 26 starts.
- In 2002, started season with single-A Stockton Ports in California League, posting 6-3 record and 2.74 ERA (88.2 IP – 27 ER) with two complete game shutouts in 14 starts...Ranked second in California League in shutouts and complete games...After promotion to Chattanooga, went 5-6 with 4.13 ERA (80.2 IP – 37 ER) in 13 starts...For season, set career-highs in innings pitched (168.2), walks (58) and strikeouts (132).
- In 2001, began professional career with single-A Dayton, going 10-8 with 4.20 ERA (148 IP – 69 ER) in 25 starts...Struck out 108 while walking 42.

PERSONAL/MISC:

- Dustin Aaron Moseley.
- Actively involved in several charitable endeavors with Angels and supports Miracle League of Arkansas, which provides opportunities for disabled children to play baseball.
- Prior to 2004 season, ranked by *Baseball America* as fourth best prospect in Reds' organization.
- Originally selected by Cincinnati Reds in first round (34th overall) of 2000 draft...Originally signed by Reds' scout Jimmy Gonzalez.
- Graduated Arkansas High School (Texarkana, AR).
- Brother Dylan pitched at Louisiana Tech (2005-08).

MOSELEY'S LIFETIME PITCHING RECORD

Year	Club	W-L	ERA	G	GS	CG	GF	SHO	SV	IP	H	R	ER	HR	HB	BB	IBB	SO	WP	BK	BA
2001	Dayton	10-8	4.20	25	25	0	0	0	0	148	158	83	69	10	8	42	0	108	3	2	.271
2002	Stockton	6-3	2.74	14	14	2	0	2	0	88.2	60	28	27	3	8	21	0	80	2	3	.188
	Chattanooga	5-6	4.13	13	13	0	0	0	0	80.2	91	47	37	5	4	37	0	52	2	0	.293
2003	Chattanooga	5-6	3.83	18	18	0	0	0	0	112.2	116	55	48	10	7	28	0	73	2	0	.264
	Louisville	2-3	2.70	8	8	0	0	0	0	50	46	19	15	5	1	14	0	27	2	1	.245
2004	Chattanooga	3-2	2.66	8	8	0	0	0	0	47.1	33	16	14	4	2	10	0	40	0	3	.198
	Louisville	2-4	4.65	12	12	0	0	0	0	71.2	78	38	37	7	4	34	0	48	2	0	.294
2005	Salt Lake	4-6	5.03	17	17	0	0	0	0	82.1	102	51	46	11	5	30	0	38	1	2	.312
2006	Salt Lake	13-8	4.63	26	26	3	0	0	0	149.2	163	89	77	18	8	51	0	114	6	0	.283
	LAA	1-0	9.00	3	2	0	1	0	0	11	22	11	11	3	0	2	0	3	0	0	.440
2007	LAA	4-3	4.40	46	8	13	0	0	0	92	97	45	45	7	3	27	3	50	6	1	.277
2008	LAA	2-4	6.79	12	10	0	1	0	0	50.1	70	38	38	6	2	20	0	37	3	1	.332
	Salt Lake	7-10	6.94	20	20	0	0	0	0	116.2	150	93	90	23	1	34	0	83	5	2	.314
	Cucamonga (1)	0-0	0.00	1	1	0	0	0	0	3.2	3	0	0	0	0	2	0	6	0	0	.214
Major Totals		7-7	5.52	61	20	0	15	0	0	153.1	189	94	94	16	5	49	3	90	9	2	.309
Minor Totals		57-56	4.36	161	161	5	0	2	0	951.1	1001	519	461	96	48	301	0	675	26	15	.278

(1) rehab assignment

Selected by Reds in 1st round (34th overall) of 2000 free agent draft; Signed, Nov. 22, 2000.

Disabling Injuries: 2008 — Right forearm tightness; disabled May 4-26.



40-MAN ROSTER

2009 ANGELS INFORMATION GUIDE

	2008					CAREER						2008					CAREER				
	W-L-S	ERA	G	IP	ER	W-L-S	ERA	G	IP	ER		W-L-S	ERA	G	IP	ER	W-L-S	ERA	G	IP	ER
Angels	—	—	—	—	—	—	—	—	—	—	March	—	—	—	—	—	—	—	—	—	—
Baltimore	—	—	—	—	—	0-0-0	0.00	4	4.2	0	April	1-2-0	6.75	6	26.2	20	3-2-0	4.71	11	42.0	22
Boston	—	—	—	—	—	0-0-0	8.10	2	6.2	6	May	0-1-0	22.50	1	2.0	5	2-1-0	4.60	10	15.2	8
Chicago	0-1-0	27.00	1	1.1	4	0-2-0	40.50	2	1.1	6	June	—	—	—	—	—	0-1-0	4.15	12	13.0	6
Cleveland	1-0-0	6.00	1	6.0	4	3-0-0	4.35	5	20.2	10	July	0-0-0	3.38	1	5.1	2	1-0-0	8.25	10	24.0	22
Detroit	0-0-0	5.40	1	5.0	3	1-0-0	4.85	5	13.0	7	Aug.	—	—	—	—	—	0-1-0	4.44	6	26.1	13
Kansas City	—	—	—	—	—	0-0-0	3.60	3	5.0	2	Sept.	1-1-0	6.06	4	16.1	11	1-2-0	5.08	11	28.1	16
Minnesota	—	—	—	—	—	0-0-0	5.40	3	3.1	2	Oct.	—	—	—	—	—	0-0-0	15.75	1	4.0	7
New York	1-0-0	3.60	1	5.0	2	1-0-0	4.15	4	13.0	6	Home	2-3-0	7.30	6	24.2	20	7-3-0	6.81	27	76.2	58
Oakland	0-1-0	6.00	3	9.1	7	1-1-0	7.57	7	27.1	23	Road	0-1-0	6.31	6	25.2	18	0-4-0	4.23	34	76.2	36
Seattle	0-1-0	5.59	2	9.2	6	1-1-0	3.10	6	20.1	7	Pre-ASG	1-3-0	7.15	8	34.0	27	5-4-0	4.56	36	79.0	40
Tampa Bay	—	—	—	—	—	0-0-0	54.00	1	0.2	4	Post-ASG	1-1-0	6.06	4	16.1	11	2-3-0	6.54	25	74.1	54
Texas	0-1-0	7.71	3	14.0	12	0-1-0	5.47	9	24.2	15	Starter	2-3-0	6.41	10	46.1	33	4-4-0	5.91	20	96.0	63
Toronto	—	—	—	—	—	0-1-0	3.00	2	6.0	2	Reliever	0-1-0	11.25	2	4.0	5	3-3-0	4.87	41	57.1	31
Arizona	—	—	—	—	—	—	—	—	—	—											
Atlanta	—	—	—	—	—	—	—	—	—	—											
Chicago	—	—	—	—	—	—	—	—	—	—											
Cincinnati	—	—	—	—	—	0-1-0	27.00	1	0.1	1											
Colorado	—	—	—	—	—	—	—	—	—	—											
Florida	—	—	—	—	—	—	—	—	—	—											
Houston	—	—	—	—	—	0-0-0	18.00	1	1.0	2											
Los Angeles	—	—	—	—	—	0-0-0	0.00	2	2.0	0											
Milwaukee	—	—	—	—	—	—	—	—	—	—											
New York	—	—	—	—	—	—	—	—	—	—											
Philadelphia	—	—	—	—	—	—	—	—	—	—											
Pittsburgh	—	—	—	—	—	0-0-0	0.00	2	1.2	0											
St. Louis	—	—	—	—	—	0-0-0	5.40	2	1.2	1											
San Diego	—	—	—	—	—	—	—	—	—	—											
San Francisco	—	—	—	—	—	—	—	—	—	—											
Washington	—	—	—	—	—	—	—	—	—	—											

CAREER PITCHING AT MAJOR LEAGUE PARKS

AL	W-L-S	ERA	G	IP	ER	NL	W-L-S	ERA	G	IP	ER
Angel Stadium	7-3-0	6.81	27	76.2	58	Busch Stadium	0-0-0	5.40	2	1.2	1
Camden Yards	0-0-0	0.00	3	2.2	0	Dodger Stadium	0-0-0	0.00	2	2.0	0
Comerica Park	0-0-0	3.38	3	8.0	3	Great American Ballpark	0-1-0	27.00	1	0.1	1
Fenway Park	0-0-0	0.00	1	2.0	0	Miller Park	0-0-0	1.50	1	6.0	1
Kauffman Stadium	0-0-0	6.00	2	3.0	2						
McAfee Coliseum	0-0-0	4.22	2	10.2	5						
Metrodome	0-0-0	0.00	2	1.2	0						
Rangers Ballpark	0-0-0	3.86	6	16.1	7						
Rogers Centre	0-1-0	3.60	1	5.0	2						
Safeco Field	0-0-0	1.46	3	12.1	2						
Tropicana Field	0-0-0	54.00	1	0.2	4						
U.S. Cellular Field	0-2-0	40.50	2	1.1	6						
Yankee Stadium	0-0-0	6.00	2	3.0	2						

DIVISION SERIES TOTALS

Year	Club, Opp.	W-L	ERA	G	GS	CG	SHO	SV	IP	H	R	ER	BB	SO
2007	LAA, Bos.	0-0	0.00	1	0	0	0	0	1	1	0	0	0	1

CAREER FIELDING

POS	PCT	G	PO	A	E	TC	DP
P	.952	61	8	12	1	21	1

MOSELEY'S BESTS

	Season	Game
Wins	4 — 2007	SO 6 — vs. NYY, 9-10-08
ERA	4.40 — 2007	IP 6 — 3 times; last, vs. Clev., 4-9-08
IP	92 — 2007	Win Streak 4 — April 6-May 30, 2007
SO	50 — 2007	

MOSELEY



MIKE NAPOLI

44

CATCHER

BATS: Right THROWS: Right HT.: 6-0 WT.: 215

OPENING DAY AGE: 27

BORN: October 31, 1981

BIRTHPLACE: Hollywood, FL

RESIDES: Pembroke Pines, FL

ACQUIRED: Selected in 17th round of 2000 free agent draft

SIGNED THRU: 2009

M.L. SERVICE: 2 yrs., 151 days



2008 SEASON:

- Made second Opening Day roster and split catching duties with Jeff Mathis (made 71 starts behind the plate)...Enjoyed best season in Majors posting career-highs in average (.273), hits (62), home runs (20), RBI (49) and stolen bases (7)...His 20 home runs ranked second most by an Angel catcher in a single-season (Lance Parrish hit 22 in 1990)...Homered once every 11.4 at-bats...His .586 slugging percentage led Angels...Is just third catcher to hit at least 40 career HRs as Angel (46)...Bengie Molina and Lance Parrish share the record (each hitting 61 HRs)...Finished season on a tear with 18 hits in his last 27 at-bats (.667) to raise season average from .225 to .273...Had multi-hit efforts in seven of last eight starts including four 3-hit games...Named Angels' Player of the Month for September as he led with a .453 average (24/53) and six home runs...Connected for first career walk-off HR with two outs in 9th inning Sept. 12 vs. Seattle...Drove in four of Angels' five runs twice in a game in September (9/12 vs. Seattle & 9/28 vs. Texas)...Connected for 10 home runs in his first 27 games of season...Activated from 15-day DL August 7...Placed on 15-day DL July 7 due to irritation right shoulder...Marked third DL stint of career (2 in 2007)...Logged third multi-HR game of his career May 18 vs. Los Angeles with a career-best five RBI...Hit first career grand slam in 2nd inning April 9 vs. Cleveland...Underwent arthroscopic surgery on right shoulder (irritation) October 31, 2008.

MOST HR AS CATCHER
IN 2008

Brian McCann (ATL)	... 23
Geovany Soto (ChC)	23
Kelly Shoppach (CLE)	... 21
Mike Napoli (LAA)	... 20
Three tied	... 16

POST-SEASON EXPERIENCE:

- Started all four games at catcher in 2008 Division Series vs. Red Sox...Batted .250 (3/12) with two home runs and four RBI...Hit both home runs in Game 3 win at Fenway Park (were only home runs by Angels in series)...Became just the sixth MLB catcher with a multi-HR game in the playoffs...Made post-season debut in 2007 Division Series vs. Boston...Appeared in all three games of series (starts in Game 1 & 3) and batted .167 (1/6) with three strikeouts.

CAREER HIGHLIGHTS:

- In 2008, posted career-highs in average (.273), home runs (20) and RBI (49)...His 20 home runs ranked second most by an Angel catcher in a single-season (Lance Parrish hit 22 in 1990)...Homered once every 11.4 at-bats...His .586 slugging percentage led Angels...Is just third catcher to hit at least 40 career HRs as Angel (46 entering 2009)...In 2006, his 16 home runs marked most by an Angels' rookie catcher in club history...Also ranked T2nd (Nick Markakas - BAL) among AL rookies in home runs...Led AL rookies in slugging pct. (.455) and on-base pct. (.360) and ranked second in walks (51)...Reached base safely in 11 consecutive plate appearances (4 singles, 2 HR, 4 BB, 1 HBP), June 19-23, one shy of club record...HR June 23 at Arizona measured 470 feet, third longest in Chase Field history...Made major league debut, May 4 at Detroit, finishing 1-for-4 with a solo HR...HR came in first career at-bat (1-2 pitch), marking 92nd player in ML history and third Angel (Don Rose, May 24, 1972 at Oak. & Dave Machemer, June 21, 1978 at Min.) to accomplish feat.

MAJOR LEAGUE SUMMARY:

- In sophomore season with Angels in 2007, batted .247 (54/219) with 40 runs scored, 11 doubles, one triple, 10 home runs and 34 RBI in 75 games...Missed 44 games in two DL stints...Placed on 15-day DL July 28 with strained right hamstring suffered while sliding into second base in the first inning July 27 vs. Detroit...Placed on DL July 2 with a high left ankle sprain suffered while tagging out Melvin Mora at home on a game-ending double play July 1 at Baltimore...Logged 30 RBI his last 46 games with an at-bat...Posted career-best 14-game hit streak May 8-28 (.354; 17/48)...Scored a run in 10 straight games played (5/11-27)...Marked longest runs scored streak by catcher since Johnny Romano of CWS in 1961...Threw out 13-of-62 basestealers (21%)...Made first career Opening Day roster.

40-MAN ROSTER

2009 ANGELS INFORMATION GUIDE

- In 2006, his 16 home runs marked most by an Angels' rookie catcher in club history...Also ranked T2nd (Nick Markakas - BAL) among AL rookies in home runs...Kenji Johjima (SEA) led AL with 18 round-trippers...Led AL rookies in slugging pct. (.455) and on-base pct. (.360) and ranked second in walks (51)...Hit .288 (42/146) with 12 HRs and 29 RBI in first 50 games - hit .156 (19/122) with four HRs and 13 RBI in last 49 games...Angels' pitchers posted a 3.76 ERA (716.1 IP - 299 ER) working with him, best among Angels' catchers...Threw out 30% of basestealers (16/54)...Reached base safely in 11 consecutive plate appearances (4 singles, 2 HR, 4 BB, 1 HBP), June 19-23, one shy of club record...HR June 23 at Arizona measured 470 feet, third longest in Chase Field history...Posted two multi-HR games (June 10 vs. Seattle & July 1 vs. LAD)...Recalled from triple-A Salt Lake, May 4...Made major league debut, May 4 at Detroit, finishing 1-for-4 with a solo HR...HR came in first career at-bat (1-2 pitch), marking 92nd player in ML history and third Angel (Don Rose, May 24, 1972 at Oak. & Dave Macherer, June 21, 1978 at Min.) to accomplish feat...Batted .244 (19/78) with three home runs and 10 RBI in 21 games with Salt Lake.

MINOR LEAGUE SUMMARY:

- In 2005, made jump from single-A to double-A Arkansas and led Texas league in home runs (31) and RBI (99) after leading California League in each category (29 HR and 118 RBI) in 2004...Finished second in league in extra base hits (55) and fifth in slugging percentage (.508) and runs scored (96)...Limited to one HR over first 29 games and two HRs through 36 games before connecting for 30 HRs over final 95 games...Posted two multi-HR games (June 17 at Wichita, 2 HR & 8 RBI and August 12 at Frisco)...Was Arkansas' top performer in seven post-season games, hitting .346 (9/26) with 4 HR and 9 RBI, as Travs won Eastern League Championship before losing to Midland in Championship Series...Named Texas League Player of the Week, May 23-29 and to Texas League Post-Season All-Star Team and as Texas League All-Star Game selection...One of top offensive performers for Aguilas in Dominican Winter League.
- In 2004, enjoyed breakout season with single-A Rancho Cucamonga, hitting .282 with 29 HRs and 118 RBI...Was league's leader in home runs (29) and RBI (118, No. 7 in minors) and was fourth in league in slugging percentage (.539) and extra-base hits (62, tied)...Among all minor leaguers, ranked seventh in RBI and ninth in walks (88)...Posted 10 games with at least 3 RBI, including a 6-RBI output, July 15 at Lancaster (5/5, 4 R, 1 HR, 6 RBI)...Named Angels' Organizational Player of the Month for April (.343, 7 HR, 24 RBI) and May (.333, 8 HR, 35 RBI)...Other accolades included: California League Post-Season All-Star Team, California League Player of the Week three times (April 11-17, May 3-9 and July 12-18) and California League All-Star Game Selection.
- In 2003, limited to 47 games with Rancho Cucamonga...Underwent surgery to repair torn labrum in right shoulder...Surgery was performed by Dr. Lewis Yocum.
- In 2002, spent campaign with single-A Cedar Rapids and hit .251 with 10 HRs and 50 RBI...The club finished 81-58 and won Midwest League's West Division before losing both games of Semifinals to Peoria Chiefs...Was club's primary DH (60 games) and played 37 games as catcher.
- In 2001, participated in extended Spring Training...Played seven games with Rancho Cucamonga before having contract transferred to Cedar Rapids...Connected for four of five home runs over seven-game span, July 26-Aug. 3.
- In 2000, a lower back strain limited him to 10 games with rookie level Butte after being drafted in June.

PERSONAL/MISC:

- Michael Anthony Napoli.
- Assists with several Angels youth baseball clinics during season.
- Attended Charles Flanagan HS (Pembroke Pines, FL), where he earned HS All-American First Team honors as a DH.
- Originally signed by Angels' scout Todd Claus.

NAPOLI'S LIFETIME PLAYING RECORD

Year	Club	AVG	G	AB	R	H	2B	3B	HR	RBI	SH	SF	HBP	BB	IBB	SO	SB	CS	GDP	SLG	OBP	E
2000	Butte	.231	10	26	3	6	2	0	0	3	1	1	0	8	1	8	1	0	2	.308	.400	3
2001	Cucamonga	.200	7	20	3	4	0	0	1	4	0	0	0	8	0	11	0	0	0	.350	.429	1
	Cedar Rapids	.232	43	155	23	36	10	1	5	18	1	1	2	24	0	54	3	2	1	.406	.341	7
2002	Cedar Rapids	.251	106	362	57	91	19	1	10	50	0	6	4	62	1	104	6	5	9	.392	.362	7
2003	Cucamonga	.267	47	165	28	44	10	1	4	26	0	3	4	23	1	32	5	0	3	.412	.364	2
2004	Cucamonga	.282	132	482	94	136	29	4	29	118	1	8	6	88	5	166	9	5	6	.539	.394	12
2005	Arkansas	.237	131	439	96	104	22	2	31	99	0	5	9	88	1	140	12	4	8	.508	.372	14
2006	Salt Lake	.244	21	78	12	19	6	0	3	10	0	0	4	8	0	29	1	1	0	.436	.344	1
	LAA	.228	99	268	47	61	13	0	16	42	0	1	5	51	0	90	2	3	2	.455	.360	8
2007	LAA	.247	75	219	40	54	11	1	10	34	1	5	5	33	2	63	5	2	5	.443	.351	7
2008	LAA	.273	78	227	39	62	9	1	20	49	1	6	5	35	5	70	7	3	3	.586	.374	3
	Cucamonga (1)	.571	5	14	3	8	3	0	1	4	0	1	0	2	0	2	0	0	0	1.000	.588	0
Major Totals		.248	252	714	126	177	33	2	46	125	2	12	15	119	7	223	14	8	10	.493	.362	18
Minor Totals		.257	502	1741	319	448	101	9	84	332	3	25	28	311	9	546	37	17	29	.470	.374	29

* led or tied for league lead

(1) Rehab assignment

Disabling Injuries: 2008 — Right shoulder irritation; disabled July 7 (retro to 6/6) - August 7
 2007 — Strained right hamstring; disabled July 28 - Sept. 1.
 High left ankle sprain; disabled July 2 - July 18.



40-MAN ROSTER

2009 ANGELS INFORMATION GUIDE

	2008					CAREER					2008					CAREER					
	AVG	AB	H	HR	RBI	AVG	AB	H	HR	RBI	AVG	AB	H	HR	RBI	AVG	AB	H	HR	RBI	
Angels	—	—	—	—	—	—	—	—	—	—	March	.333	3	1	0	0	-.333	3	1	0	0
Baltimore	.333	3	1	0	0	.194	36	7	2	5	April	.212	52	11	6	11	.202	104	21	7	13
Boston	.250	4	1	1	1	.160	25	4	1	1	May	.222	54	12	4	12	.272	169	46	10	31
Chicago	.158	19	3	1	4	.162	37	6	1	6	June	.179	28	5	2	6	.250	148	37	10	36
Cleveland	.167	12	2	1	4	.182	44	8	2	8	July	.000	5	0	0	0	.200	90	18	6	9
Detroit	.111	18	2	0	0	.176	34	6	3	6	Aug.	.281	32	9	2	4	.185	81	15	3	11
Kansas City	.429	7	3	1	2	.158	38	6	1	4	Sept.	.453	53	24	6	16	.328	119	39	10	25
Minnesota	.235	17	4	2	2	.400	35	14	3	6	Oct.	—	—	—	—	—	—	—	—	—	
New York	.500	12	6	1	1	.344	22	11	1	7	Home	.250	120	30	10	30	.253	372	94	25	74
Oakland	.286	28	8	5	6	.263	80	21	9	12	Road	.299	107	32	10	19	.243	342	83	21	51
Seattle	.419	31	13	2	10	.281	96	27	6	19	Vs. LHP	.286	49	14	4	10	.249	169	42	11	25
Tampa Bay	.000	13	0	0	0	.150	40	6	2	5	Vs. RHP	.270	178	48	16	39	.248	545	135	35	100
Texas	.448	29	13	3	10	.297	74	22	4	13	Pre-ASG	.204	142	29	12	29	.244	459	112	31	85
Toronto	.000	14	0	0	0	.242	33	8	3	4	Post-ASG	.388	85	33	8	20	.255	255	65	15	40
Arizona	—	—	—	—	—	.333	9	3	1	3	RISP	.274	62	17	4	30	.243	189	46	7	76
Atlanta	.000	2	0	0	0	.000	2	0	0	0	Bases Loaded	.250	4	1	1	6	.214	14	3	1	14
Chicago	—	—	—	—	—	—	—	—	—	—	Pinch-hitting	.250	5	1	0	0	.100	10	1	0	1
Cincinnati	—	—	—	—	—	.000	7	0	0	0	DH	—	—	—	—	—	—	—	—	—	
Colorado	—	—	—	—	—	.364	11	4	0	5											
Florida	—	—	—	—	—	—	—	—	—	—											
Houston	—	—	—	—	—	.375	8	3	0	2											
Los Angeles	.364	11	4	2	6	.282	39	11	5	12											
Milwaukee	—	—	—	—	—	—	—	—	—	—											
New York	—	—	—	—	—	—	—	—	—	—											
Philadelphia	.000	3	0	0	0	.000	3	0	0	0											
Pittsburgh	—	—	—	—	—	.250	8	2	0	0											
St. Louis	—	—	—	—	—	.333	6	2	0	3											
San Diego	—	—	—	—	—	.143	7	1	0	0											
San Francisco	—	—	—	—	—	.500	6	3	1	1											
Washington	.500	4	2	1	3	.500	4	2	1	3											

CAREER BATTING AT MAJOR LEAGUE PARKS

AL	AVG	AB	H	HR	RBI	NL	AVG	AB	H	HR	RBI
Angel Stadium	.253	372	94	25	74	AT&T Park	.500	6	3	1	1
Camden Yards	.111	9	1	1	1	Busch Stadium	.333	6	2	0	3
Comerica Park	.208	24	5	3	5	Chase Field	.333	9	3	1	3
Fenway Park	.176	17	3	1	1	Citizens Bank Park	.000	3	0	0	0
Kauffman Stadium	.217	23	5	1	3	Dodger Stadium	.167	18	3	0	2
McAfee Coliseum	.242	33	8	3	4	Great American Ballpark	.000	7	0	0	0
Metrodome	.368	19	7	2	2	Miller Park	.286	7	2	0	1
Progressive Field	.214	14	3	1	2	Nationals Park	.500	4	2	1	3
Rangers Ballpark	.359	39	14	3	6						
Rogers Centre	.167	12	2	0	1						
Safeco Field	.316	38	12	1	5						
Tropicana Field	.087	23	2	1	3						
U.S. Cellular Field	.167	18	3	1	2						
Yankee Stadium	.231	13	3	0	3						

DIVISION SERIES TOTALS

Year	Club	Opp	AVG	G	AB	R	H	2B	3B	HR	RBI	SH	SF	HBP	BB	IBB	SO	SB	CS	GDP	SLG	OBP	E
2007	LAA	Bos.	.167	3	6	0	1	0	0	0	0	0	0	0	0	0	3	0	0	0	.167	.167	0
2008	LAA	Bos.	.250	4	12	3	3	0	0	2	4	0	0	1	2	0	3	0	0	0	.750	.400	0
TOTALS			.222	7	18	3	4	0	0	2	4	0	0	1	2	0	6	0	0	0	.556	.333	0

CAREER GRAND SLAMS (1)

April 9, 2008 vs. Cleveland

CAREER MULTIPLE-HOME RUN GAMES (3)

May 18, 2008 vs. LA Dodgers

July 1, 2006 vs. LA Dodgers

June 10, 2006 vs. Seattle

CAREER FIELDING

POS	PCT	G	PO	A	E	TC	DP	PB
C	.989	244	1504	101	18	1623	7	10

NAPOLI'S BESTS

Season	Game
AVG	.273 — 2008
H	62 — 2008
HR	20 — 2008
RBI	49 — 2008
SB	7 — 2008
H	3 — 10 times; last, 9-28-08 vs. Texas
HR	2 — 3 times; last, 5-18-08 vs. LAD
RBI	5 — 5-18-08 vs. LAD
SB	1 — 14 times; last, 9-24-08 at Seattle
Hit Streak	14 — May 8-28, 2007



40-MAN ROSTER

2009 ANGELS INFORMATION GUIDE

DARREN OLIVER

38

LEFT-HANDED PITCHER

BATS: Right THROWS: Left HT.: 6-2 WT.: 200

OPENING DAY AGE: 38

BORN: October 6, 1970

BIRTHPLACE: Kansas City, MO

RESIDES: South Lake, TX

MARRIED: Melissa Welch, Nov. 6, 1999

CHILDREN: Brock, Maxwell

ACQUIRED: Signed as free agent, Dec. 11, 2006

SIGNED THRU: 2009

M.L. SERVICE: 13 yrs., 127 days



2008 SEASON:

- In his second season with the **Angels**, was 7-1 with a 2.88 ERA (72 IP - 23 ER) in 54 games...Allowed 67 hits (5 HR), walked 16 and struck out 48...Seven wins marked most as reliever in career...Has won six straight decisions since April 25, the longest of his career...Pitched 2.1 innings (3 H, 2 R, 2 ER, 2 SO) Sept. 19 at Texas, posting 100th career victory...16 of final 20 outings and 24 of last 29 appearances were scoreless...Posted blown save June 8, 2008 at Oakland...Marked second blown save of career and first since July 4, 1994 vs. Detroit as member of Texas...Between the two dates, he made 176 relief appearances without a blown save...Is third-longest streak of relief games without a blown save in full play-by-play era (1956-2008)...Current Braves' reliever Mike Gonzalez holds the record with 183 consecutive relief appearances between blown saves...Longest outing of season was 2.2 IP (four times)...Strikeout high was four, Sept. 5 at Chicago (2.1 IP)...Is longest MLB tenured player on Angels' roster.

POST-SEASON EXPERIENCE:

- Appeared in two games with Angels in **2008** ALDS vs. Boston (0-0, 0.00 ERA; 1.1 IP, 1 BB, 1 SO).
- In **2007**, pitched in relief in Game 3 of ALDS vs. Boston in Angels 9-1 loss (.2 IP, 2 H, 2 R, 2 ER).
- In **2006**, pitched in relief of Game 3 of the NLDS for New York against Los Angeles (1.1 IP, 3 H, 3 R, 3 ER) and Game 3 of NLCS vs. St. Louis (6 IP, 3 H, 1 BB, 3 SO).
- In **1996**, lost to Yankees in Game 3 of American League Division Series, Oct. 4...Allowed three runs and six hits in eight innings...It was first-ever home post-season game for Rangers.

MAJOR LEAGUE SUMMARY:

- In first season with **Angels** in **2007**, was 3-1 with a 3.78 ERA (64.1 IP - 27 ER) in career-high 61 games...Allowed 58 hits (5 HR), walked 23 and struck out 51...Logged a 5.79 ERA before the break (28 IP - 18 ER)...ERA after the break was 2.23 (36.1 IP - 9 ER)...18 of last 21 appearances were scoreless...Did not allow an earned run in 35 of last 42 outings lowering ERA from 7.98 to 3.78...Worked a 1-2-3 10th inning, Aug. 20 vs. NYY to earn first win as Angel (1 IP, 1 SO)...Tossed season-best three scoreless innings, July 23 vs. Oakland (2 SO)...Was 0-0 with a 1.38 ERA (13 IP - 2 ER) in nine games in July...Was 3-0 with a 2.65 ERA (34 IP - 10 ER) in 32 games at home...Opponents batted .239 against him.
- In **2006**, was 4-1 with a 3.44 ERA (81 IP - 31 ER) in 45 games with **Mets**...Ranked sixth among NL relievers and 11th in the majors with 81 innings pitched and also finished sixth allowing 10.44 base runners per nine innings...Held lefthanded batters to a .208 (22-106) mark...Went 3-0 with a 2.15 ERA (50.1 IP - 12 ER) prior to All-Star break...Was 1-0 with a 0.69 ERA (13 IP - 1 ER) in six games in July...Named the Mets Sharp Pitcher of the Month...In 13 innings, allowed nine hits, one earned run, four walks and eight strikeouts...Threw career-high 5.0 innings of scoreless relief, July 7 vs. Florida...Oliver's previous career-high was 4.2 innings of relief on June 7, 2002, with Boston vs. Arizona...Equaled career-high five-game win streak with victory, July 30 at Atlanta with a scoreless inning...Streak dated back to July 31, 2004...Also won five straight decisions from July 26-August 27, 1997...Worked 1.1 scoreless innings to pick up win in New York's 9-7, 11-inning victory, April 26 at San Francisco...Retired Barry Bonds to end game...Was first win since July 31, 2004, with Houston at Cincinnati.
- In **2004**, split season between **Florida** and **Houston**...Was combined 3-3 with 5.94 ERA in 27 games (10 starts) between two teams...Acquired by the Astros on July 31...Left Aug. 31 start vs. Atlanta after one inning due to tightness in left shoulder...Was placed on 15-day disabled list, Aug. 10, and missed 28 contests before activation on Sept. 6, 2003.
- In **2003**, posted career-best 32 starts with **Colorado**...13 victories fell one short of career-best 14, accomplished in 1996 with Rangers...Paced Rockies in victories...13 wins were second most by left-handed pitcher in Rockies' history...Mike Hampton won 14 games in 2001...Led Colorado pitchers in batting (.254), runs (six), hits (17) and RBI (eight)...Made lone relief appearance in Game 2 of a doubleheader on June 17 vs. Kansas City...On July 10 vs. San Francisco (off Brian Powell), hit first career home run, a 445-foot shot to centerfield.
- In **2002**, began season with **Boston**...Tossed fourth complete-game shutout in 4-0 win, April 30 vs. Baltimore...Allowed eight hits...Was first shutout since Aug. 3, 1999 vs. San Diego and the first by Boston left-hander since Frank Viola accomplished feat, April 18, 1993...Was designated for assignment, June 25, and released by Boston, July 2.

OLIVER



- In **2001**, ranked second on the **Texas** staff in wins and was third in starts, innings pitched and strikeouts...Began season 4-0 with 5.24 ERA, matching best career start and best start by Texas left-hander since Mike Mason went 4-0 in 1986...Placed on the 15-day disabled list, May 8, due to laceration on left thumb...Activated from DL, June 6...Threw complete game in 6-2 triumph, July 21 at Tampa Bay, his first since Sept. 7, 1999.
- In **2000**, signed by **Texas** as free agent, Jan. 27...His two victories were lowest win total of major league career... Placed on 15-day disabled list, June 21 (retroactive to June 17) due to tendinitis in left shoulder...Activated from DL, July 20... Returned to DL, Aug. 11 and activated again, Sept. 1.
- In **1999**, struck out a career-best 119 batters with **St. Louis**...Also had career-high 11 strikeouts in four-hit, 6-0 shutout vs. the Padres, Aug. 3...Paced the Cardinals in innings pitched (196.1).
- In **1998**, split season between **Texas** and **St. Louis**...Put together back-to-back complete games, May 3 at Boston and May 9 vs. Cleveland...Placed on 15-day disabled list, June 11-26 after straining a muscle in left shoulder while swinging a bat, June 10 at Colorado...Acquired by the Cardinals on July 31st.
- In **1997**, was selected as **Texas** Rangers Pitcher of the Year...Was first on club in victories, and tied for first in starts and complete games...Also ranked second in innings pitched and was fourth in strikeouts...Established career highs in starts, complete games and innings pitched...Started first regular season interleague game in Major League Baseball history, dropping a 4-3 decision, June 12 vs. San Francisco...Hit a two-run single in first major league at-bat, June 18 at Colorado, becoming first Texas pitcher with two RBI in game since Dick Bosman, Aug. 18, 1972...Put together career-best five-game winning streak from July 26th-Aug. 27th.
- In **1996**, posted career-best in victories (14) with **Texas**...Was fourth in American League in winning percentage (.700), second-best mark in Rangers' history...Did not lose consecutive decisions all season...Began season with single-A Charlotte of Florida State League and was recalled, April 15.
- In **1995**, was 3-2 and a 2.83 ERA in seven starts and 1-0 with a 7.71 ERA in 10 relief outings with **Texas**...Began the season in middle relief while recovering from off-season elbow surgery...Lost first major league start, 1-0, May 19 vs. Milwaukee...Left June 26 start at Oakland after one inning with pain in left shoulder...Was diagnosed with partial tear of right rotator cuff and was placed on 15-day disabled list...Dr. Frank Job performed surgery on elbow, Aug. 25 in Inglewood, CA.
- In **1994**, led all American League rookies in games and ERA with **Texas**...Began season with Rangers...Was optioned to triple-A Oklahoma City of American Association, April 10...Recalled on April 23...Earned first major league victory, July 1 vs. Detroit (10-6 score)...Had 17 scoreless inning streak from June 21-July 29, the longest scoreless inning streak by Texas reliever since 1984.
- In **1993**, had contract purchased by **Rangers** from double-A Tulsa of the Texas League, Sept. 1...Made major league debut that night, walking only batter faced...Underwent arthroscopic surgery, Nov. 23 to remove loose bodies from back of elbow.

MINOR LEAGUE SUMMARY:

- In **2005**, went to spring training with **Colorado** and was 2-1 with a 2.45 ERA in four spring training games...Was released from the Rockies' minor league contract, March 31...On April 16, was signed as minor league free agent by **Arizona**... Pitched in four games with Arizona's **Tucson Sidewinders** (triple-A) of Pacific Coast League and was 1-0 with a 6.38 ERA... Was released by Tucson, May 3...Signed with the Chicago Cubs' triple-A **Iowa** club of Pacific Coast League, May 7...In three contests, was 0-3 with a 13.50 ERA...Retired on May 21st.
- In **2002**, after release from Boston on July 2, signed minor league contract with St. Louis, July 19...Pitched in five games with triple-A **Memphis** of Pacific Coast League.
- In **1996**, began season with single-A **Charlotte** of Florida State League...Made two appearances in minors because of early-season off days with Rangers.
- In **1993**, worked full season out of bullpen with double-A **Tulsa**...Was 7-5 with a 1.96 ERA in 46 games...Led team in appearances and was second in saves.
- In **1992**, opened season in Extended Spring Training...Assigned to single-A **Charlotte** of Florida State League, May 8... Promoted to double-A **Tulsa** of Texas League...Made three starts before being sidelined for remainder of season, July 1, with a strained muscle and impingement in left shoulder.
- In **1991**, did not pitch after May 1st with single-A **Charlotte**...Season was cut short by torn ulnar collateral ligament in left elbow.
- In **1990**, injuries limited him to four games, three with rookie **Gulf Coast League** and one with single-A **Gastonia** of South Atlantic League...Opened season on the disabled list with tendonitis in left rotator cuff.
- In **1989**, played at single-A **Gastonia**, posting 8-7 record, two complete games, one shutout and 3.16 ERA in 24 games (23 starts).
- In **1988**, played first professional season at rookie **Gulf Coast League**...Averaged 10.1 strikeouts per nine innings, ranking fifth in the Gulf Coast (A) League.

PERSONAL/MISC:

- Darren Christopher Oliver.
- Originally signed by Rangers' scout John Young.
- Played three years of baseball and basketball at Rio Linda (CA) High School.
- Is son of Bob Oliver, a former major league player, who performed for the Pittsburgh Pirates, Kansas City Royals, California Angels (1972-74), Baltimore Orioles and New York Yankees from 1965-1975.



40-MAN ROSTER

2009 ANGELS INFORMATION GUIDE

OLIVER'S LIFETIME PITCHING RECORD

Year	Club	W-L	ERA	G	GS	CG	GF	SHO	SV	IP	H	R	ER	HR	HB	BB	IBB	SO	WP	BK	BA
1988	GSL Rangers	5-1	2.15	12	9	0	0	0	0	54.1	39	16	13	0	2	18	0	59	3	2	.203
1989	Gastonia	8-7	3.16	24	23	2	0	1	0	122.1	86	54	43	4	5	82	1	108	15	2	.199
1990	GSL Rangers	0-0	0.00	3	3	0	0	0	0	6	1	1	0	0	1	1	0	7	1	0	.053
	Gastonia	0-0	13.50	1	1	0	0	0	0	2	1	3	3	0	0	0	4	2	0	1	.143
1991	Charlotte	0-1	4.50	2	2	0	0	0	0	8	6	4	4	1	0	3	0	12	1	0	.200
1992	Charlotte	1-0	0.72	8	2	1	2	1	2	25	11	2	2	0	2	10	2	33	3	0	.133
	Tulsa	0-1	3.14	3	3	0	0	0	0	14.1	15	9	5	1	0	4	0	14	0	0	.246
1993	Tulsa	7-5	1.96	46	0	0	25	0	6	73.1	51	18	16	1	9	41	0	77	9	0	.197
	Texas	0-0	2.70	2	0	0	0	0	0	3.1	2	1	1	0	1	0	0	4	0	0	.154
1994	Texas	4-0	3.42	43	0	0	10	0	2	50	40	24	19	4	6	35	4	50	2	2	.223
	Oklahoma City	0-0	0.00	6	0	0	4	0	1	7.1	1	0	0	0	1	3	2	6	0	0	.045
1995	Texas	4-2	4.22	17	7	0	2	0	0	49	47	25	23	3	1	32	1	39	4	0	.257
1996	Charlotte	0-1	3.00	2	1	0	0	0	0	12	8	4	4	1	2	3	0	9	0	0	.190
	Texas	14-6	4.66	30	30	1	0	1	0	173.2	190	97	90	20	10	76	3	112	5	1	.279
1997	Texas	13-12	4.20	32	32	3	0	1	0	201.1	213	111	94	29	11	82	3	104	7	0	.271
1998	Texas	6-7	6.53	19	19	2	0	0	0	103.1	140	84	75	11	10	43	1	58	6	1	.325
	Oklahoma (1)	0-0	0.00	1	1	0	0	0	0	5	2	0	0	0	0	0	1	0	0	0	.118
	St. Louis	4-4	4.26	10	10	0	0	0	0	57	64	31	27	7	0	23	1	29	1	3	.283
1999	St. Louis	9-9	4.26	30	30	2	0	1	0	196.1	197	96	93	16	11	74	4	119	6	2	.265
2000	Texas	2-9	7.42	21	21	0	0	0	0	108	151	95	89	16	4	42	3	49	4	1	.339
	Oklahoma (1)	2-1	1.97	7	7	1	0	1	0	32	22	11	7	2	1	14	0	28	0	0	.196
	Tulsa (1)	0-1	11.57	1	1	0	0	0	0	4.2	10	7	6	0	0	2	0	5	1	0	.417
2001	Texas	11-11	6.02	28	28	1	0	0	0	154	189	109	103	23	6	65	0	104	8	2	.305
	Oklahoma (1)	0-0	0.00	1	1	0	0	0	0	3	3	0	0	0	0	0	0	3	0	0	.250
	Tulsa (1)	0-1	5.40	1	1	0	0	0	0	5	4	3	3	1	1	2	0	5	0	0	.235
2002	Boston	4-5	4.66	14	9	1	0	1	0	58	70	30	30	7	6	27	0	32	1	0	.317
	Memphis	0-2	7.88	5	5	0	0	0	0	16	17	16	14	1	0	17	0	9	2	0	.298
2003	Colorado	13-11	5.04	33	32	1	0	0	0	180.1	201	108	101	21	8	61	3	88	0	0	.284
2004	Florida	2-3	6.44	18	8	0	3	0	0	58.2	75	44	42	13	1	17	1	33	1	0	.319
	Houston	1-0	3.86	9	2	0	2	0	0	14	12	6	6	1	0	4	0	13	0	0	.240
2005	Tucson	1-0	6.38	4	4	0	0	0	0	18.1	33	14	13	3	1	3	0	8	0	0	.393
	Iowa	0-3	13.50	3	3	0	0	0	0	13.1	28	20	20	3	0	5	0	10	0	0	.444
2006	New York (NL)	4-1	3.44	45	0	0	0	0	0	81	70	33	31	13	3	21	2	60	1	0	.231
2007	LAA	3-1	3.78	61	0	0	20	0	0	64.1	58	31	27	5	1	23	2	51	1	1	.239
2008	LAA	7-1	2.88	54	0	0	9	0	0	72	67	24	23	5	4	16	2	48	3	0	.254
Angels Totals		10-2	3.30	115	0	0	29	0	0	136.1	125	55	50	10	5	39	4	99	4	1	.247
A.L. Totals		68-54	4.98	321	146	8	41	3	2	1037	1167	631	574	124	59	442	19	651	41	8	.283
N.L. Totals		33-28	4.60	145	82	3	5	1	0	587.1	619	318	300	71	23	200	12	342	9	5	.273
Major Totals		101-82	4.84	466	228	11	46	4	2	1624.1	1786	949	874	195	82	642	31	993	50	13	.282
Minor Totals		24-24	3.26	130	67	4	31	3	9	422	338	182	153	18	25	213	5	396	35	5	.220

- * led or tied for league lead
- (1) rehab assignment

Selected by the Texas Rangers in the third round of the June, 1988 Free Agent Draft.

Acquired by the St. Louis Cardinals along with infielders Fernando Tatis and Mark Little in exchange for infielder Royce Clayton and right-handed pitcher Todd Stottlemyre on July 31, 1998.

Signed by the Texas Rangers as a free agent on January 27, 2000.

Acquired by the Boston Red Sox in exchange for outfielder Carl Everett on December 13, 2001.

Signed by the St. Louis Cardinals as a free agent on July 19, 2002.

Signed by the Colorado Rockies as a free agent on January 24, 2003.

Signed by the Florida Marlins as a free agent on January 29, 2004.

Acquired by the Houston Astros in exchange for future considerations on July 22, 2004.

Signed by the Arizona Diamondbacks to a minor league contract on April 16, 2005.

Signed by the Chicago Cubs to a minor league contract on May 7, 2005.

Signed by the New York Mets to a minor league contract on December 16, 2005.

- Disabling Injuries:**
- 2004 — Tightness in left shoulder, disabled Aug. 6-Sept. 6.
 - 2001 — Bruised and lacerated right hand, May 8-June 6.
 - 2000 — Left shoulder tendinitis, disabled Aug. 1-Sept. 1.
 - 2000 — Left shoulder tendinitis, disabled June 21-July 20.
 - 1998 — Strained left shoulder, disabled June 11-26.
 - 1995 — Partial tear left rotator cuff disabled June 27-remainder of season.



40-MAN ROSTER

2009 ANGELS INFORMATION GUIDE

2008					CAREER					2008					CAREER						
W-L-S	ERA	G	IP	ER	W-L-S	ERA	G	IP	ER	W-L-S	ERA	G	IP	ER	W-L-S	ERA	G	IP	ER		
Angels	—	—	—	—	5-3-0	3.89	17	69.1	30	March	—	—	—	—	0-0-0	0.00	1	0.2	0		
Baltimore	0-0-0	2.45	3	3.2	1	5-4-0	4.42	19	75.1	37	April	1-1-0	4.09	10	11	5	17-13-0	5.02	73	254.1	142
Boston	1-1-0	2.70	3	3.1	1	2-3-0	5.01	19	50.1	28	May	1-0-0	1.42	10	12.2	2	15-18-0	5.43	96	325	196
Chicago	0-0-0	6.75	2	4	3	5-3-0	5.52	20	60.1	37	June	0-0-0	4.50	10	12	6	16-12-1	4.34	91	292.1	141
Cleveland	1-0-0	0.00	4	6.1	0	7-1-0	2.95	24	85.1	28	July	2-0-0	2.92	8	12.1	4	22-14-1	4.33	73	272	131
Detroit	0-0-0	0.00	2	1.1	0	4-4-0	6.62	23	51.2	38	Aug.	1-0-0	0.71	9	12.2	1	16-12-0	4.47	67	246.1	121
Kansas City	1-0-0	0.00	1	1.2	0	2-5-0	6.72	17	71	53	Sept.	2-0-0	4.22	6	10.2	5	15-12-0	5.45	62	218	132
Minnesota	1-0-0	1.80	4	5	1	6-6-1	4.35	21	80.2	39	Oct.	—	—	—	—	0-1-0	6.32	3	15.2	11	
New York	0-0-0	3.38	2	2.2	1	7-3-1	4.50	23	82	41	Home	3-0-0	1.36	28	39.2	6	51-33-2	4.46	232	809.2	401
Oakland	0-0-0	2.79	7	9.2	3	4-5-0	7.12	30	84.2	67	Road	4-1-0	4.73	26	32.1	17	50-49-0	5.23	234	814.2	473
Seattle	1-0-0	2.16	6	8.1	2	2-5-0	5.99	32	91.2	61	Pre-ASG	2-1-0	3.63	34	39.2	16	53-47-1	4.92	283	945.1	517
Tampa Bay	0-0-0	7.36	4	3.2	3	4-3-0	5.86	14	43	28	Post-ASG	5-0-0	1.95	20	32.1	7	48-35-1	4.73	183	679	357
Texas	2-0-0	4.82	6	9.1	5	3-1-0	4.67	15	17.1	9	Starter	—	—	—	—	82-77-0	5.14	228	1299.1	742	
Toronto	0-0-0	1.59	4	5.2	1	7-4-0	3.13	24	92	32	Reliever	7-1-0	2.88	54	72	23	19-5-2	3.66	238	325	132
Arizona	—	—	—	—	1-1-0	4.56	12	49.1	25												
Atlanta	0-0-0	0.00	2	3.2	0	1-3-0	3.68	12	44	18											
Chicago	—	—	—	—	3-0-0	3.79	7	40.1	17												
Cincinnati	—	—	—	—	2-1-0	3.12	10	34.2	12												
Colorado	—	—	—	—	3-0-0	5.98	8	46.2	31												
Florida	—	—	—	—	1-1-0	2.94	8	33.2	11												
Houston	—	—	—	—	4-2-0	4.67	8	34.2	18												
Los Angeles	0-0-0	0.00	1	1	0	3-4-0	4.13	16	56.2	26											
Milwaukee	—	—	—	—	4-4-0	3.84	17	63.1	27												
New York	0-0-0	5.40	2	1.2	1	0-2-0	5.60	10	35.1	22											
Philadelphia	0-0-0	9.00	1	1	1	4-3-0	6.57	11	37	27											
Pittsburgh	—	—	—	—	1-2-0	5.23	8	31	18												
St. Louis	—	—	—	—	1-1-0	5.74	7	15.2	10												
San Diego	—	—	—	—	5-2-0	4.71	13	65	34												
San Francisco	—	—	—	—	5-5-0	5.40	13	63.1	38												
Washington	—	—	—	—	0-1-0	5.68	8	19	12												

CAREER PITCHING AT MAJOR LEAGUE PARKS

AL	W-L-S	ERA	G	IP	ER	NL	W-L-S	ERA	G	IP	ER
Angel Stadium	8-1-0	2.73	68	102.1	31	Astrodome	1-1-0	4.50	2	12	6
Arlington Stadium	0-0-0	2.70	1	3.1	1	AT&T Park	1-2-0	8.64	5	16.2	16
Camden Yards	2-2-0	3.62	8	32.1	13	Busch Stadium	0-0-0	0.00	3	3	0
Comerica Park	1-0-0	8.00	5	9	8	Busch Stadium I	7-7-0	4.37	22	134	65
Fenway Park	3-5-0	4.52	20	71.2	36	Candlestick Park	2-0-0	3.95	2	13.2	6
Kauffman Stadium	2-4-0	6.66	11	48.2	36	Chase Field	0-0-0	4.15	3	13	6
Kingdome	1-1-0	6.97	5	20.2	16	Cinergy Field	0-0-0	6.75	1	5.1	4
McAfee Coliseum	3-4-0	9.55	16	43.1	46	Citizens Bank Park	2-0-0	9.69	4	13	14
Metrodome	2-3-0	6.67	9	29.2	22	Coors Field	8-3-0	5.23	21	108.1	63
Progressive Field	2-0-0	3.86	7	21	9	County Stadium	2-3-0	3.51	9	41	16
Rangers Ballpark	30-22-2	5.26	104	438	256	Dodger Stadium	3-2-0	2.58	9	38.1	11
Rogers Centre	4-3-0	3.31	11	51.2	19	Dolphin Stadium	2-1-0	4.50	9	40	20
Safeco Field	1-2-0	3.18	10	22.2	8	Great American Ballpark	2-0-0	3.14	5	14.1	5
Tiger Stadium	1-1-0	4.70	5	15.1	8	Miller Park	1-0-0	5.87	4	7.2	5
Tropicana Field	1-2-0	6.04	8	22.1	15	Minute Maid Park	1-0-0	1.88	7	14.1	3
U.S. Cellular Field	2-1-0	3.86	7	25.2	11	Olympic Stadium	0-0-0	3.60	1	5	2
Yankee Stadium	1-2-0	5.35	12	35.1	21	PETCO Park	0-0-0	0.00	2	2	0
						PNC Park	1-0-0	4.50	2	6	3
						Qualcomm Stadium	2-2-0	6.49	5	26.1	19
						RFK Stadium	0-0-0	0.00	4	4.2	0
						Shea Stadium	1-3-0	3.47	27	62.1	24
						Three Rivers Stadium	0-1-0	4.50	1	6	3
						Turner Field	1-3-0	5.47	7	26.1	16
						Veterans Stadium	0-1-0	11.25	1	4	5
						Wrigley Field	0-0-0	3.86	3	14	6

DIVISION SERIES TOTALS

Year	Club, Opp.	W-L	ERA	G	GS	CG	SHO	SV	IP	H	R	ER	BB	SO
1996 — Tex., NYY	0-1	3.38	1	1	0	0	0	0	8	6	3	3	2	3
2006 — NYM, LAD	0-0	20.25	1	0	0	0	0	1.1	3	3	3	0	0	0
2007 — LAA, Bos.	0-0	27.03	1	0	0	0	0	.2	2	2	2	0	0	0
2008 — LAA, Bos.	0-0	0.00	2	0	0	0	0	1.1	0	0	0	1	1	1
Totals	0-1	6.35	5	1	0	0	0	0	11.1	11	8	8	3	4

LEAGUE CHAMPIONSHIP SERIES TOTALS

Year	Club, Opp.	W-L	ERA	G	GS	CG	SHO	SV	IP	H	R	ER	BB	SO
2006 — NYM, StL	0-0	0.00	1	0	0	0	0	0	6	3	0	0	1	3

OLIVER



40-MAN ROSTER

2009 ANGELS INFORMATION GUIDE

MAJOR LEAGUE HITTING TOTALS

AVG	AB	H	HR	RBI
.221	217	48	1	20

CAREER FIELDING

POS	PCT	G	PO	A	E	TC	DP
P	.975	466	65	247	8	320	16

OLIVER'S BESTS

	Season	Game
Wins	14 — 1996	SO 11 — vs. SD, 8-3-99
ERA	3.42 — 1994	IP 9.0 — 8 times; last, vs. Bal., 4-30-02
IP	201.1 — 1997	Low-Hit 3 — at TB, 7-21-01
SO	119 — 1999	Win Streak 6 — April 25 - Sept. 24, 2008 (current)
SV	2 — 1994	

ANTHONY ORTEGA



RIGHT-HANDED PITCHER

BATS: Right THROWS: Right HT.: 6-0 WT.: 210

OPENING DAY AGE: 23

BORN: August 24, 1985

BIRTHPLACE: Ocumare Del Tuy, VZ RESIDES: Charallave, Miranda, VZ

MARRIED: Yurimer Karina Falcon, Feb. 20, 2008

CHILDREN: Yohelimar

ACQUIRED: Signed as a non-drafted free agent, October 13, 2003

SIGNED THRU: 2009



ORTEGA

2008 SEASON:

- Began the season with double A-Arkansas, going 9-7 with a 3.73 ERA (135 IP - 56 ER)...Struck out 10 batters in a complete-game shutout against Tulsa on June 15...Promoted to triple-A Salt Lake on August 4...Pitched an eight-inning shutout August 10 against Fresno...Posted a 5-0 record with a 2.52 ERA (39.1 IP - 11 ER) at Salt Lake...Received Howie Gershberg Minor League Pitcher of the Year Award.

MINOR LEAGUE SUMMARY:

- In 2007, spent entire season at single-A Rancho Cucamonga, posting a 7-11 record in 28 games...Struck out a season-high 11 batters in seven innings on August 9 against High Desert...Placed fifth in the California League with a 4.02 ERA and seventh with 127 strikeouts.
- In 2006, split time between Rancho Cucamonga, Orem and Cedar Rapids, posting a combined 2-8 record with a 3.54 ERA in 19 games...Longest stint was spent at Cedar Rapids, where he posted a 1-6 record with a 4.34 ERA (66.1 IP - 32 ER)...Struck out a season-best eight batters on August 4 against Peoria.
- In 2005, spent entire campaign with the Dominican Summer League Angels, going 7-4 with a league-leading 0.86 ERA in 14 starts...Tied for fourth with 100 strikeouts in 94.1 innings.
- In 2004, began professional career with the Dominican Summer League Angels, posting a 2-6 record with a 2.45 ERA in 13 starts.

PERSONAL/MISC:

- Anthony Yoel Ortega Martinez
- Attended UEN Francisco Tosta Garcia (VZ).
- Signed by Angels scout Carlos Porte.

ORTEGA'S LIFETIME PITCHING RECORD

Year	Club	W-L	ERA	G	GS	CG	GF	SHO	SV	IP	H	R	ER	HR	HB	BB	IBB	SO	WP	BK	BA
2004	— DSL	2-6	2.45	13	13	0	0	0	0	80.2	64	28	22	3	5	13	0	61	8	2	.215
2005	— Angels (DSL)	7-4	★0.86	14	14	2	0	0	0	94.1	62	20	9	2	4	21	0	100	4	1	.182
2006	— Cucamonga	0-1	2.08	5	1	0	3	0	1	8.2	9	6	2	0	0	5	0	5	0	0	.281
	Orem	1-1	0.79	2	2	0	0	0	0	11.1	6	3	1	0	1	2	0	11	1	0	.162
	Cedar Rapids	1-6	4.21	12	12	0	0	0	0	66.1	71	36	31	5	2	27	0	55	11	0	.280
2007	— Cucamonga	7-11	4.02	28	28	1	0	0	0	163.1	157	84	73	17	5	68	2	127	8	2	.254
2008	— Arkansas	9-7	3.73	22	22	1	0	1	0	135	124	65	56	11	7	49	0	83	9	1	.247
	Salt Lake	5-0	2.52	6	6	0	0	0	0	39.1	46	14	11	2	3	6	0	22	2	1	.282
Minor Totals		32-36	3.08	102	98	4	3	1	1	599	539	256	205	40	27	191	2	464	43	7	.240



ROBB QUINLAN

39

INFIELDER

BATS: Right THROWS: Right HT.: 6-1 WT.: 215

OPENING DAY AGE: 32

BORN: March 17, 1977

BIRTHPLACE: St. Paul, MN

RESIDES: Plymouth, MN

MARRIED: Amanda Lenzmeier, Feb. 10, 2006

ACQUIRED: Selected in 10th round of 1999 free agent draft

SIGNED THRU: 2009

M.L. SERVICE: 5 yrs., 40 days



2008 SEASON:

- Spent third full season with **Angels** as a utility player...Limited to 68 games batting .262 (43/164) with one home run and 11 RBI...Made 44 starts, 28 at third base, 13 at first base and three as DH...Hit safely in 32 of 44 starts...His 2-run, 2-out single in 5th inning Sept. 10 vs. proved to be game-winning hit in AL West clinching victory over NYY...Hit safely in season-best seven-straight games Aug. 26-Sept. 10 (.375; 9/24)...Connected for 2-run HR in 3rd inning May 4 vs. Baltimore...Marked first HR since June 10, 2007 at St. Louis.

CAREER HIGHLIGHTS:

- Posted 21-game hit streak, July 7-Aug. 10, 2004...Hit .425 (34/80) during streak...21-game hit streak is longest by Angels' rookie in club history - previously Aurilio Rodriguez in 1968 (16 games) - and was longest streak by any rookie since 2001 (Ichiro - 23 games)...Led all AL rookies with .407 average and 15 RBI in July 2004 to be named AL Rookie of the Month...One of six Angels' rookies to make ML debut in 2003...His first four ML starts came vs. Barry Zito, Andy Pettitte, Roger Clemens and David Wells (went 5-for-13)...Hit .366 (15/41) through first 13 games in Majors...Angels' Minor League Player of the Year in 2002.

POST-SEASON EXPERIENCE:

- Did not appear in 2008 Division Series vs. Boston...In 2007, had one pinch-hit at-bat in Game 1 of Division Series at Fenway Park...Made post-season debut in 2005 Division Series vs. NYY...Started at third base in Game 3 and went 1-for-2 in Angels 11-7 win...Registered first post-season HR in game two of ALCS vs. CWS, a solo shot that served as club's lone run in 2-1 setback.

MAJOR LEAGUE SUMMARY:

- Spent second full season with **Angels** in 2007 and made 41 of 48 starts vs. left-handed pitchers...Hit .247 (44/178) with 21 runs scored, nine doubles, three home runs and 21 RBI in 79 games...Made starts at five positions (3B, 1B, LF, RF, DH), committing just two errors...Logged first career multi-SB game, July 25 vs. Oakland...Made third career start in cleanup spot July 24 vs. Oakland...Collected second career pinch-hit home run, June 10 at St. Louis.
- In 2006, spent first full season with **Angels** and set career-highs in several offensive categories, including games (86), hits (75), runs scored (28), home runs (9) and RBI (32)...Six of his nine home runs came on the road and seven came vs. LHP...Batted .367 (51/139) his last 42 games and hit .336 (41/122) after the All-Star break...Logged 17-game hit streak Aug. 2-Sept. 1...Hit second of back-to-back HRs (Anderson) in 7th inning, Aug. 29 at Seattle...Best month came in July (.400; 14/35)...Connected for first career pinch-hit HR (13th inn.), June 24 at Arizona...Made 62 starts (45 vs. LHP) and hit safely in 49 of those starts...Hit .326 (45/138) vs. LHP and .327 (17/52) with RISP.
- In 2005, saw majority of action with **Angels** when facing LHP and responded batting .289 (24/83) with all 5 HRs vs. LHP (2 vs. Barry Zito)...3 of 5 HRs came vs. A's...Made 37 starts (30 at 3B)...Hit .274 (20/73) - .180 (11/61) at home...Batted .296 (21/71) after ASB - .159 (10/63) before ASB...Collected pinch-hit, GW-RBI single in 12th inn, Sept. 16 vs. Detroit...Led Angels with four pinch-hits (4/11)...Went 8-for-11 in first four games after activation from DL, Aug. 23...Tallied two clutch HRs in key Oakland series, Aug. 30-Sept. 1...Committed five of seven errors in Sept...Placed on DL, July 1, due to mild disk bulge of neck/left shoulder inflammation...Played in four rehab games at Rookie Mesa (.250, 3/12, 3 RBI) and 15 contests at Salt Lake (.383, 23/60, 1 HR, 4 RBI)...Recalled June 28 from **Salt Lake**...Optioned to Salt Lake, June 18...Made first career Opening Day roster and started at third base Opening Night in place of injured Dallas McPherson.
- In 2004, began sixth professional season at triple-A **Salt Lake**, where he batted .296 (32/108) with 15 runs scored, nine doubles, one triple, two homers and 17 RBI in 27 games...Recalled to **Angels**, May 6, and optioned back to Salt Lake, June 8 before being recalled back to Angels, June 11...Hit .344 (55/160) with five homers and 23 RBI in 56 games with Angels...Hit first home run of ML career and tallied career-high three RBI, July 24 at Seattle...Set career-high with four hits, July 22 at Texas...Three of his five HR tied game or gave Angels lead...Three of five HR came vs. Seattle...Posted 21-game hit streak, July 7-Aug. 10, hitting .425 (34/80) during streak...21-game hit streak is longest by Angels' rookie in club history (previously Aurilio Rodriguez in 1968, 16 games) and longest streak by any rookie since 2001 (Ichiro Suzuki, Seattle, 23 games)...Led all AL rookies with .407 average and 15 RBI in July to be named AL Rookie of the Month, first Angel to receive honor since inception of award in 2001...Made 40 starts overall with Angels (9 at 1B, 4 as DH, 27 at 3B, 1 at LF), committing just one error (at third base)...Placed on 15-day DL, Aug. 17, after tearing left oblique muscle during early batting practice at Tampa Bay that day and missed rest of season.



40-MAN ROSTER

2009 ANGELS INFORMATION GUIDE

- Spent majority of 2003 campaign at triple-A **Salt Lake**, batting .310 (122/393) with 55 runs, 19 doubles, four triples, nine HR and 68 RBI in 95 games with Stingers, playing first base and outfield...Did not commit an error with Stingers and batted over .300 for fourth time in five minor league seasons (.295 in 2001)...Recalled from Salt Lake July 27... One of six Angels' rookies to make ML debut in 2003...His first four ML starts came vs. Barry Zito, Andy Pettitte, Roger Clemens and David Wells (went 5-for-13)...Hit .366 (15/41) through first 13 games in ML...Did not record a putout at first base during entire game Aug. 6 at Boston (first time in AL since John Olerud, July 17, 2000)...Collected first ML RBI with ninth-inning single off Pedro Martinez Aug. 6...Connected first ML hit (single off Andy Pettitte) July 29 vs. New York (finished 3/4, 1 2B)...Set career-best with three hits in the contest...Owned two four-game hit streaks with Anaheim... Made 23 starts with Angels.

MINOR LEAGUE SUMMARY:

- In 2002, completed fourth professional season...Batted .333 (176/528) with 31 doubles, 13 triples, 20 home runs and 112 RBI in 136 games for triple-A **Salt Lake** and named Angels' Minor League Player of the Year...Set career-highs in average, games, at-bats, runs (95), hits, triples, home runs, RBI and slugging percentage (.555)...RBI total led Pacific Coast League and ranked second in all of the minor leagues...Also ranked third in PCL in hits (176), tied for third in runs, fourth in extra-base hits (64) and fifth in average, triples and slugging percentage...Collected two five-hit games, May 12 vs. Edmonton (5-5, 4 R, 2 HR, 8 RBI) and July 28 at Colorado Springs (5-6, 2 2B, 3B, HR, 7 RBI)...In July 28th game, became first Salt Lake player to hit for the cycle since 1998...Posted 21-game hit streak, May 29-June 20, batting .440 (40/91) with 10 doubles, one triple, two home runs and 12 RBI over that span...Also posted hit streaks of 11 (July 15-25) and 10 (Aug. 14-25) games...Tied career-high with eight RBI, May 12 vs. Edmonton (also July 6, 1999 vs. Yakima)...Owned .400 (32/80) average in 22 games as DH...Committed only three errors in 257 chances for .988 fielding percentage (108 games in OF, seven at 1B)...Batted .373 (98/263) average with 19 doubles, three triples, eight home runs and 58 RBI on road...Was voted *Baseball America's* 2002 Minor League All-Star Team at completion of season... Awarded Angels' Minor League Player of the Month for May and June...Participated for PCL in triple-A All-Star Game...Was voted PCL's Rookie of the Year and MVP...Named *Topps* PCL Player of the Month for July...Played with Obregon of Mexican Winter League, ranking among league leaders in hits and average.
- In 2001, ranked third in Texas league in triples (7), fifth in runs (82), fifth in hits (145) and eighth in average (.295) with **Arkansas**...Participated in Texas League All-Star Game...Named Texas League Player of the Week, April 16-22...Earned Angels' Organization Defensive Player of the Month for June.
- In 2000, ranked fourth in California League in doubles (35), fifth in average (.317) and fifth in on-base percentage (.396) with **Lake Elsinore**...Named Angels' Organization Player of the Month in August, as well as California League Player of the Month and *Topps* Minor League Player of the Month for August, batting .361 (39/108) with seven doubles, one triple, four home runs and 24 RBI to earn the honors.
- In 1999, led Northwest League in RBI (77), hits (95) and at-bats (295) and ranked third in total bases (144), third in games (73), fifth in doubles (20) and 10th in average (.322) with **Boise**...Named Northwest League *Baseball America* Short-Season All-Star...Also honored as Northwest League Player of the Week, July 5-11 and Aug. 2-8...Earned Northwest League Most Valuable Player.

PERSONAL/MISC:

- Robb William Quinlan.
- Involved in numerous Angels community events and youth baseball clinics.
- Attended University of Minnesota, obtaining a degree in Marketing and Communications in 1999...Named Big 10 Conference Player of Year and All-League first baseman as senior...Batted .413 with 16 home runs and 84 RBI in 64 games.
- Graduated from Hill Murray High School (Maplewood, MN).
- Older brother Tom Quinlan played third base in major leagues with Toronto (1990, 1992), Philadelphia (1994) and Minnesota (1996)
- Signed by Angels' scout Tom Osowski.

QUINLAN'S LIFETIME PLAYING RECORD

Year	Club	AVG	G	AB	R	H	2B	3B	HR	RBI	SH	SF	HBP	BB	IBB	SO	SB	CS	GDP	SLG	OBP	E
1999	Boise	.322	73	295	51	95	20	1	9	77	0	1	4	35	2	52	5	3	5	.488	.400	27
2000	Lake Elsinore	.317	127	482	79	153	35	5	5	85	2	9	2	67	1	82	6	4	7	.442	.396	16
2001	Arkansas	.295	129	492	82	145	33	7	14	79	0	7	6	53	9	84	0	4	12	.476	.366	8
2002	Salt Lake	.333	136	528	95	176	31	13	20	112	0	15	4	41	2	93	8	2	16	.555	.376	3
2003	Salt Lake	.310	95	393	55	122	18	4	9	68	0	2	1	25	2	59	10	3	9	.445	.352	0
	Anaheim	.287	38	94	13	27	4	2	0	4	1	0	0	6	0	16	1	2	3	.372	.330	2
2004	Salt Lake	.296	27	108	15	32	9	1	2	17	0	0	0	14	1	14	1	1	3	.454	.377	3
	Anaheim	.344	56	160	23	55	14	0	5	23	0	1	2	14	0	26	3	1	1	.525	.401	1
2005	LAA	.231	54	134	17	31	8	0	5	14	0	1	1	7	0	26	0	1	4	.403	.273	7
	Salt Lake (1)	.383	15	60	13	23	6	0	1	4	0	0	0	2	0	8	0	0	4	.533	.403	1
2006	LAA	.321	86	234	28	75	11	1	9	32	0	1	2	7	1	28	2	1	6	.491	.344	4
2007	LAA	.247	79	178	21	44	9	0	3	21	0	1	1	14	1	27	3	2	6	.348	.304	2
2008	LAA	.262	68	164	15	43	1	2	1	11	0	1	2	14	0	28	4	2	5	.311	.326	4
Major Totals		.285	381	964	117	275	47	5	23	105	1	5	8	62	2	151	13	9	25	.416	.332	20
Minor Totals		.316	606	2370	393	749	154	31	60	445	2	35	17	239	17	395	31	17	56	.483	.378	55

- Disabling Injuries:** 2005 — Mild disk bulge of neck/left shoulder inflammation, disabled July 1 – Aug. 22.
2004 — Strained left oblique muscle, disabled Aug. 17 (retro to Aug. 16) – end of season.

- * led or tied for league lead
- (1) rehab assignment



40-MAN ROSTER

2009 ANGELS INFORMATION GUIDE

	2008					CAREER					2008					CAREER									
	AVG	AB	H	HR	RBI	AVG	AB	H	HR	RBI	AVG	AB	H	HR	RBI	AVG	AB	H	HR	RBI					
Angels																									
Baltimore	.222	9	2	1	2	.291	55	16	1	4	.214	14	3	0	1	.230	87	20	0	5					
Boston	.200	5	1	0	0	.205	44	9	0	3	.265	49	13	1	3	.247	194	48	4	17					
Chicago	.333	21	7	0	1	.307	73	22	3	10	.308	26	8	0	2	.276	127	35	4	11					
Cleveland	.667	3	2	0	0	.264	72	19	0	4	.214	14	3	0	0	.352	142	50	4	35					
Detroit	.333	6	2	0	1	.276	58	16	3	7	.333	15	5	0	0	.232	223	72	6	17					
Kansas City	.167	6	1	0	0	.288	59	17	3	11	.239	46	11	0	5	.261	184	48	4	18					
Minnesota	.000	1	0	0	0	.250	32	8	0	3					.286	7	2	1	2						
New York	.250	8	2	0	2	.340	47	16	0	2	.274	84	23	1	7	.287	478	137	11	52					
Oakland	.237	38	9	0	3	.252	135	34	5	13	.50	80	20	0	4	.284	486	138	12	53					
Seattle	.350	20	7	0	2	.342	120	41	5	21	.282	78	22	0	6	.305	512	156	17	61					
Tampa Bay	.091	11	1	0	0	.237	59	14	0	9					.263	452	119	6	44						
Texas	.250	16	4	0	0	.313	83	26	0	7					.260	439	114	10	42						
Toronto	.375	8	3	0	0	.270	37	10	0	1					.265	68	18	0	5						
Arizona	—	—	—	—	—	1.000	1	1	1	2					.250	48	12	0	8						
Atlanta	—	—	—	—	—	.500	2	1	0	0					.333	3	1	0	2						
Chicago	—	—	—	—	—	.333	3	1	0	0					.000	4	0	0	0						
Cincinnati	—	—	—	—	—	.000	1	0	0	0					.237	38	9	2	5						
Colorado	—	—	—	—	—	.400	5	2	1	1					.273	11	3	0	0						
Florida	—	—	—	—	—	.000	1	0	0	0															
Houston	—	—	—	—	—	.294	17	5	0	1															
Los Angeles	.222	9	2	0	0	.275	40	11	0	5															
Milwaukee	—	—	—	—	—	—	—	—	—	—															
New York	.000	2	0	0	0	.000	2	0	0	0															
Philadelphia	—	—	—	—	—	—	—	—	—	—															
Pittsburgh	—	—	—	—	—	.300	10	3	0	0															
St. Louis	—	—	—	—	—	1.000	2	2	1	1															
San Diego	—	—	—	—	—	.000	2	0	0	0															
San Francisco	—	—	—	—	—	.333	3	1	0	0															
Washington	.000	1	0	0	0	.000	1	0	0	0															

CAREER BATTING AT MAJOR LEAGUE PARKS

AL	AVG	AB	H	HR	RBI	NL	AVG	AB	H	HR	RBI
Angel Stadium	.287	478	137	11	52	AT&T Park	.333	3	1	0	0
Camden Yards	.333	27	9	0	1	Bush Stadium	.000	2	2	1	1
Comerica Park	.250	24	6	1	2	Chase Field	.000	1	1	1	2
Fenway Park	.188	32	6	0	3	Dodger Stadium	.190	21	4	0	1
Kauffman Stadium	.324	37	12	2	6	Great American Ball Park	.000	1	0	0	0
McAfee Coliseum	.277	65	18	2	7	Miller Park	.000	6	0	0	0
Metrodome	.273	22	6	0	3	Minute Maid Park	.400	10	4	0	0
Progressive Field	.294	34	10	0	1	PNC Park	.250	4	1	0	0
Rangers Ballpark	.263	38	10	0	2	Shea Stadium	.000	0	0	0	0
Roger Center	.111	9	1	0	1	Turner Field	.500	2	1	0	0
Safeco Field	.362	47	17	3	9	National Park	.000	1	0	0	0
Tropicana Field	.273	33	9	0	7						
U.S. Cellular Field	.271	48	13	2	7						
Yankee Stadium	.368	19	7	0	0						

DIVISION SERIES TOTALS

Year	Club, Opp	AVG	G	AB	R	H	2B	3B	HR	RBI	SH	SF	HBP	BB	IBB	SO	SB	CS	GDP	SLG	OBP	E
2005—LAA, NYY		.500	2	2	0	1	0	0	0	0	0	0	0	0	0	0	0	0	0	.500	.500	0
2007—LAA, Bos.		.000	1	1	0	0	0	0	0	0	0	0	0	0	0	0	0	0	0	.000	.000	0
2008—LAA, Bos.																						

LEAGUE CHAMPIONSHIP SERIES TOTALS

Year	Club, Opp.	AVG	G	AB	R	H	2B	3B	HR	RBI	SH	SF	HBP	BB	IBB	SO	SB	CS	GDP	SLG	OBP	E
2005—LAA, CWS		.333	1	3	1	1	0	0	1	1	0	0	0	0	0	2	0	0	0	1.333	.333	0

CAREER FIELDING

POS	PCT	G	PO	A	E	TC	DP
1B	.994	165	952	72	6	1030	103
3B	.946	132	72	174	14	260	14
OF	1.000	60	47	0	0	47	0

QUINLAN'S BESTS

Season	Game
AVG	.344 — 2004
H	75 — 2006
HR	9 — 2006
RBI	32 — 2006
SB	4 — 2008
H	4 — 7-22-04 at Tex.
HR	1 — 23 times; last, 5-4-08 vs. Baltimore
RBI	3 — 5 times; last, 7-26-06 at TB
SB	2 — July 25, 2007 vs. Oak.
Hit Streak	21 — July 7 – Aug. 10, 2004

QUINLAN



40-MAN ROSTER

2009 ANGELS INFORMATION GUIDE

JUAN RIVERA

20

OUTFIELDER

BATS: Right THROWS: Right HT.: 6-2 WT.: 230

OPENING DAY AGE: 30

BORN: July 3, 1978

BIRTHPLACE: Guarenas, VZ

RESIDES: Guarenas, VZ

CHILDREN: Sebastian, Luis, Juan, Jr.

ACQUIRED: From Washington along with INF Maicer Izturis in exchange for OF Jose Guillen, Nov. 10, 2004

SIGNED THRU: 2011

M.L. SERVICE: 6 yrs., 47 days



2008 SEASON:

- Spent fourth season with Angels and batted .246 (63/256) with 13 doubles, 12 home runs and 45 RBI in 89 games (66 starts)...All 12 home runs came after July 2 (58 games)...Was Angels top pinch-hitter, batting .357 (5-for-14) with five RBI (two GW PH-RBI)...Tied Angels' club record with four extra-base hits Sept. 13 vs. Seattle (3 2B, 1 HR)...Also tied career-best with four hits...Missed time in September with a mild strain of his right hip flexor...Logged 16 RBI in his last 17 games of season...With three Angel infielders out with injuries Aug. 27 vs. Oakland, he made his MLB debut at second base in the 9th inning...Batted .311 (19/61) with 6 HR and 16 RBI in July...Had 11-game hit streak July 12-28 (streak matched career-best set in 2004)...Hit .275 (36/131) at home compared to .216 (27/125) on road...7 of his 12 home runs came on the road...Agreed to terms on a three-year contract, December 19, 2008.

CAREER HIGHLIGHTS:

- Tied Angels' club record with four extra-base hits Sept. 13, 2008 vs. Seattle (3 2B, 1 HR)...Matched Angels' club record for home runs in July with 11 in 2006...Connected for three multi-HR games in span of 11 games, July 4-18, 2006...Led AL with 13 outfield assists in 2006...Tied for ML lead with 14 outfield assists with Expos in 2004...Hit two HR (2-run and grand slam) in an inning for fifth time in Expos history, June 19, 2004 vs. CWS, first and only player in Olympic Stadium history to accomplish feat and 11th player in ML history to do so...Also collected six RBI, matching Andre Dawson's single-inning RBI record...Named top prospect in Yankees' system by *Baseball America* in 2002.

POST-SEASON EXPERIENCE:

- Appeared in three games of 2008 Division Series vs. Boston batting .125 (1/8) with one RBI...In 2007, made two appearances (one start as DH) in the Division Series vs. Boston...Finished 1-for-3 in series...In 2005, started all five games and played key role in Angels' Division Series win over NYY, hitting .353 (6/17) with three runs, one HR and one RBI...Connected for first career post-season HR with solo shot 5th inn. of Game 2 victory...Went 1-for-9 in his three games of ALCS vs. CWS...In 2003, posted .333 average (4/12) in four starts of DS vs. Minnesota...Appeared in two games (one start), going 0-for-2 against Boston in ALCS...Batted .167 (1/6) with one double against Florida in World Series (two games, one start)...In 2002, made post-season debut vs. Angels in Division Series...Batted .250 (3/12) with three RBI in four games (four starts).

MAJOR LEAGUE SUMMARY:

- In 2007, missed all but one month of season recovering from a broken left tibia suffered Dec. 22 in a Winter League game in Venezuela...In 14 games (10 starts) with Angels, batted .279 (12/43), with one double, two home runs and 8 RBI...Launched 2nd HR of season in as many games, Sept. 19 vs. Tampa Bay...Connected for first HR of season Sept. 16 at Chicago (first HR since Sept. 26, 2006)...Recalled from rehab and activated from 60-day DL Sept. 2...Placed on 15-day DL March 31 (retro to March 23) and transferred to 60-day DL April 26...Began rehab assignment Aug. 13 and batted a combined .282 (20/71) with nine doubles and 19 RBI in 18 games.
- In 2006, enjoyed breakout season in second year with Angels, establishing career bests in several offensive categories including average (.310), runs (65), hits (139), home runs (23) and RBI (85)...His .310 average ranked 7th among AL outfielders (min. 100 games)...Hit .349 (38/109) with RISP to lead Angels...Led AL with 13 outfield assists...Started 77 of Angels' last 82 games after starts in just 40 of Angels' first 80 games...Hit .335 (87/260) after the All-Star break and .340 (114/335) his last 85 games...Had 8-game hit streak (Sept. 20-28)...Hit .531 (17/32) during hit streak, his second 8-game stretch of the season...Matched career-best with four hits Sept. 25 vs. Texas (6th time)...Hit 11 HRs in July to equal club mark for that month (Don Baylor in July 1979)...Hit .364 (36/99) with 11 HRs and 25 RBI in 26 games in July (marked career bests for a HR and RBI in a month)...On July 18 vs. Cleveland, logged his third multi-HR game in span of 11 games (also 7/4 at Sea. & 7/6 at Oak)...Connected for third career grand slam May 12 vs. Seattle...Missed 20 games on DL (April 17-May 7) with strained left rib cage and played two games on a rehab assignment with triple-A Salt Lake...Played for Venezuela in World Baseball Classic...Suffered a broken left tibia on Dec. 22, 2006 in a collision at first base while playing Winter Ball in Venezuela for the Oriente Caribbeans...Had surgery performed on December 27 with a rod inserted into the tibia and screws at the top and bottom of the fracture.
- In 2005, spent first season with Angels and established career bests with 15 HRs and 59 RBI...Ended season hitting in season-best eight straight games (.353; 12/34, 2 HR, 9 RBI) and started last 17 games of 2005, span in which Angels went 14-3 to seal division title...Hit .308 (49/159) from Aug. 1- end of season...5 of last 11 RBI tied game or gave

Angels lead...One of top Angel hitters with RISP (.348, 31/89)...Final HR on last day of season was key as 3-run shot in 4th inning at Texas tied game at 4-4 in comeback win to help club seal home field in 1st round vs. of Division Series vs. NYY...Tallied 5th outfield assist Sept. 9 at CWS, throwing out potential winning run (Rowand) at home in 11th inn... Had four hits, two HR (3rd time) and six RBI (2nd time in career), Aug. 18 vs. Boston...10 total bases were most by Angel in 2005...Hit safely in 60 of 84 starts (27 as DH, 31 in LF, 22 in RF, 4 in CF)...Tied club record with three doubles (7/27 at Tex.)...Connected for second career grand slam, May 20 at Dodger Stadium...Played with Oriente of Venezuela winter league.

- In 2004, spent season with **Montreal**, posting .307 average (120/391) with 24 doubles, one triple, 12 home runs and 49 RBI in 134 games...Set career-highs in every offensive category...Struggled in first half of season, batting .244 (43/176) with five home runs and 23 RBI...Posted .358 average (77/215) with seven home runs and 26 RBI in the second half to finish at .307...Hit .370 after Aug. 1, fourth best in ML (Suzuki, .419; Bonds, .375; Helton, .374)...Batted .276 (43/156) with six home runs and 21 RBI vs. LHP while posting .328 average (77/235) with six home runs and 28 RBI vs. RHP... Collected first career pinch-hit home run, May 2 at LA (Guillermo Mota)...Hit two HR (2R and GS) in an inning for fifth time in Expos history, June 19 vs. CWS (9 run second inning)...Was first and only player in Olympic Stadium history to accomplish feat and 11th player in ML history to do so...Was second player to post two HR in an inning during interleague play (also Jared Sandberg)...Also collected six RBI, matching Andre Dawson's single-inning RBI record (Sept. 24, 1995 at CHI, fifth inning)...Matched career-high four hits in game, Aug. 22 at Col...Posted career-high 11-game hit streak, Sept. 14-24, batting .386 (17/44) with three home runs and eight RBI in that span...Hit streak included six multi-hit efforts... Named Expo Player of the Month for September by Montreal Chapter of BBWAA after setting single-month career-highs in hits (37) and RBI (15)...Ranked first in ML in outfield assists with 14 (also Richard Hidalgo)...13 of 14 outfield assists came in RF and five were recorded at home plate...Batted .302 (58/192) with six home runs and 26 RBI at home while batting .312 (62/199) with six home runs and 23 RBI on road.
- In 2003, posted .266 (46/173) average with 14 doubles, seven home runs and 26 RBI in 57 games for **Yankees**... Became first Yankee to ground into three DP's in single game, June 1 at Detroit (17 innings), since Matt Nokes, May 2, 1993 vs. Minnesota...At time, tied career-high six-game hit streak, Sept. 17-27, batting .550 (11/20) with five home runs and 10 RBI...Homered in four of five starts during that span.
- In 2002, appeared in 28 games for **Yankees**, posting .265 average (22/83) with five doubles, one home run and six RBI in 28 games...Recalled, June 5 vs. Baltimore...Collected first Major League hit with fifth inning double...Made two starts before being placed on 15-day DL, June 9, due to small avulsion fracture of right knee cap...Reinstated from DL Aug. 19 and optioned to Columbus same day...Recalled for second time, Aug. 31...Hit first Major League HR, Sept. 19, at Tampa Bay...Named top prospect in Yankees' organization by *Baseball America*.
- In 2001, was hitless in four at-bats in three games with **Yankees**...Made Major League debut, Sept. 4, at Toronto, replacing Paul O'Neil in right.

MINOR LEAGUE SUMMARY:

- In 2003, began season with triple-A **Columbus**, batting .325 (100/308) with 21 doubles, seven home runs and 37 RBI in 79 games...Opened season with 19-game hit streak, April 3-27...Recalled by Yankees, May 3.
- In 2002, started season with **Columbus**, batting .325 (86/265) with 21 doubles, one triple, eight home runs and 47 RBI in 65 games...Tied International League with 14 outfield assists...Named top prospect in Yankees organization by *Baseball America*.
- In 2001, split time between double-A **Norwich** and **Columbus**, leading all Yankee minor-leaguers with .322 average and 98 RBI and third with 28 home runs...Began season with Norwich, posting .320 average (101/316) with 18 doubles, three triples, 14 home runs and 58 RBI in 77 games with Navigators...Posted 19-game hit streak, April 15-May 4, batting .368 (28/76) with five HR and 14 RBI in that span...Selected to play for World Team in Futures Game during All-Star Weekend...Named to double-A All-Star game in Indianapolis...Promoted to Columbus, June 30...Had contract purchased by Yankees, Sept. 4.
- In 2000, spent majority of season with single-A **Tampa**, batting .276 (113/409) with 26 doubles, one triple, 14 home runs and 69 RBI in 115 games...Promoted to Norwich, posting .226 (14/62) average with five doubles, two home runs and 12 RBI in 17 games...Ranked 11th best prospect in Yankees organization by *Baseball America*.
- In 1999, posted .263 (112/426) average with 20 doubles, two triples, 14 home runs and 77 RBI in 109 games with **Tampa**...Appeared in five games with rookie-level Tampa, batting .333 (6/18) with one home run and four RBI... Ranked eighth best prospect in Yankees' organization by *Baseball America*.
- In 1998, spent majority of season with **Tampa**, batting .333 (70/210) with nine doubles, one triple, 12 home runs and 45 RBI in 57 games...Led league in home runs, RBI, home runs per at-bat (1/17.50) and total bases (117), ranked second in hits (70), slugging percentage (.557) and runs (43), ranked third in games (57) fourth in average...Ranked top prospect in Gulf Coast League by managers in *Baseball America* survey...Nominated as Topps/NAPBL Player of the Year...Selected to Howe Sportsdata's All-Star Team and was given "Star of Stars" Award for overall statistical excellence...Played six games for Oneonta in New York Penn League, batting .278 (5/18) with one home run and three RBI.
- In 1997, played for **Maracay** in Venezuelan League, batting .282 (40/142) with nine doubles and 14 RBI in 52 games.
- In 1996, began professional career with **Yankees** in Dominican Summer League, batting .167 (3/18) with two RBI in 10 games.

PERSONAL/MISC:

- Juan Luis Rivera.
- Originally signed by Yankees at age 16 by Raul Ortega.
- Supports the Angels' Gene Autry RBI League by serving as instructor at annual baseball clinic at Angel Stadium... Represented Angels at Boys and Girls Clubs of Orange County Field of Dreams Luncheon.

40-MAN ROSTER

2009 ANGELS INFORMATION GUIDE

RIVERA'S LIFETIME PLAYING RECORD

Year	Club	AVG	G	AB	R	H	2B	3B	HR	RBI	SH	SF	HBP	BB	IBB	SO	SB	CS	GDP	SLG	OBP	F
1996	DSL Yankees	.167	10	18	0	3	0	0	2	0	1	0	0	0	1	0	0	0	0	.167	.158	0
1997	VSL Yankees	.282	52	142	25	40	9	0	14	0	3	0	12	0	16	12	0	6	.345	.331	0	
1998	GCL Yankees	.333	57	210	43	70	9	1	12★	45★	0	1	1	26	2	27	8	5	10	.557	.408	2
	Oneonta	.278	6	18	2	5	0	0	1	3	0	0	0	1	0	4	1	1	0	.444	.316	0
1999	Tampa	.263	109	426	50	112	20	2	14	77	0	8	5	26	3	67	5	4	13	.418	.308	4
	GCL Yankees	.333	5	18	7	6	0	0	1	4	0	0	0	4	0	1	0	0	1	.500	.455	0
2000	Norwich	.226	17	62	9	14	5	0	2	12	0	0	0	6	0	15	0	0	2	.403	.294	1
	Tampa	.276	115	409	62	113	26	1	14	69	0	5	6	33	1	56	11	7	9	.447	.336	5
2001	Norwich	.320	77	316	50	101	18	3	14	58	0	3	1	15	2	50	5	7	10	.528	.353	6
	Columbus	.327	55	199	39	65	11	1	14	40	0	3	1	15	1	31	4	5	7	.603	.372	4
	New York (AL)	.000	3	4	0	0	0	0	0	0	0	0	0	0	0	0	0	0	0	.000	.000	0
2002	Columbus	.325	65	265	40	86	21	1	8	47	1	3	1	13	1	39	5	1	4	.502	.355	6
	New York (AL)	.265	28	83	9	22	5	0	1	6	1	1	0	6	0	10	1	1	4	.361	.311	2
	GCL Yankees (1)	.308	4	13	1	4	2	0	0	4	0	0	1	2	0	3	0	0	1	.462	.438	0
2003	Columbus	.325	79	308	47	100	21	0	7	37	0	3	0	26	1	37	1	3	8	.461	.374	3
	New York (AL)	.266	57	173	22	46	14	0	7	26	1	1	0	10	1	27	0	0	8	.468	.304	2
2004	Montreal	.307	134	391	48	120	24	1	12	49	2	1	34	7	45	6	2	11	.465	.364	3	
2005	LAA	.271	106	350	46	95	17	1	15	59	2	0	23	0	44	1	9	15	.454	.316	1	
2006	LAA	.310	124	448	65	139	27	0	23	85	0	6	7	33	0	59	0	4	14	.525	.362	6
	Salt Lake (1)	.556	2	9	3	5	3	0	1	6	0	0	1	0	0	0	0	0	1	1.222	.600	2
2007	Salt Lake (1)	.262	15	61	4	16	8	0	0	17	0	1	0	3	0	6	0	0	8	.393	.292	1
	Cucamonga (1)	.400	3	10	3	4	1	0	2	0	0	0	0	2	0	0	0	0	0	.500	.400	0
	LAA	.279	14	43	3	12	1	0	2	8	0	0	0	1	0	4	0	0	5	.442	.295	0
2008	LAA	.246	89	256	31	63	13	0	12	45	0	8	0	16	0	33	1	1	10	.438	.282	3
	Angels Totals	.282	333	1097	145	309	58	1	52	197	2	15	7	73	0	140	2	14	44	.470	.315	10
	Major Totals	.284	555	1748	224	497	101	2	72	278	4	17	8	123	8	222	9	17	67	.468	.331	17
	Minor Totals	.300	671	2484	385	744	154	9	88	437	1	31	18	183	11	355	52	33	80	.475	.348	34

Signed by Yankees as free agent, April 12, 1996.

Traded to Montreal Expos with INF Nick Johnson and LHP Randy Choate for RHP Javier Vazquez, Dec. 4, 2003.

- ★ led or tied for league lead
- (1) rehab assignment

- Disabling Injuries:** 2007 — Broken lower left leg; disabled March 31 — Sept. 1
 2006 — Strained left rib cage; disabled April 17-May 7.
 2002 — Fracture of right knee cap; disabled June 8-Aug. 19.

2008

CAREER

2008

CAREER

	AVG	AB	H	HR	RBI	AVG	AB	H	HR	RBI	AVG	AB	H	HR	RBI	AVG	AB	H	HR	RBI	
Angels	—	—	—	—	—	—	—	—	—	—	—	—	—	—	—	—	—	—	—	—	—
Baltimore	.182	22	4	2	4	.310	100	31	7	20	March	.185	27	5	0	1	.230	139	32	2	9
Boston	.286	14	4	0	1	.271	85	23	4	13	May	.188	16	3	0	1	.237	219	52	7	33
Chicago	.154	13	2	1	3	.200	85	17	6	19	June	.158	19	3	0	1	.259	266	69	8	43
Cleveland	.333	18	8	1	1	.304	69	21	5	13	July	.311	61	19	6	16	.292	271	79	20	53
Detroit	.167	12	2	0	2	.250	92	23	2	9	Aug.	.233	86	20	4	17	.300	353	106	14	63
Kansas City	.250	4	1	0	0	.246	57	14	1	3	Sept.	.277	47	13	2	9	.318	481	153	18	72
Minnesota	.273	11	3	0	1	.231	39	9	2	5	Oct.	—	—	—	—	—	.316	19	6	3	5
New York	.167	30	5	1	6	.244	82	20	2	16	Home	.275	131	36	5	23	.290	880	255	36	135
Oakland	.212	33	7	1	5	.273	121	33	5	20	Road	.216	125	27	7	22	.279	868	242	36	143
Seattle	.263	38	10	2	7	.308	159	49	8	29	Vs. LHP	.233	90	21	5	14	.284	609	173	28	99
Tampa Bay	.188	16	3	1	2	.317	120	38	5	25	Vs. RHP	.253	166	42	7	31	.284	1139	324	44	179
Texas	.344	32	11	2	10	.301	173	52	9	36	Pre-ASG	.233	86	20	3	11	.252	725	183	27	106
Toronto	.400	5	2	1	2	.188	80	15	1	5	Post-ASG	.253	170	43	9	34	.307	1023	314	45	172
Arizona	—	—	—	—	—	.455	11	5	0	2	RISP	.206	68	14	5	34	.309	443	137	19	201
Atlanta	—	—	—	—	—	.409	44	18	1	6	Bases Loaded	.286	7	2	0	6	.333	39	13	3	38
Chicago	—	—	—	—	—	.257	35	9	0	4	Pinch-hitting	.357	14	5	0	5	.204	54	11	1	9
Cincinnati	—	—	—	—	—	.235	17	4	0	1	DH	.250	60	15	2	6	.258	240	62	12	33
Colorado	—	—	—	—	—	.452	31	14	1	7											
Florida	—	—	—	—	—	.377	53	20	2	7											
Houston	—	—	—	—	—	.333	24	8	0	2											
Los Angeles	.500	6	3	0	0	.321	56	18	4	13											
Milwaukee	—	—	—	—	—	.235	17	4	0	3											
New York	—	—	—	—	—	.284	67	19	2	7											
Philadelphia	.000	1	0	0	1	.222	54	12	2	7											
Pittsburgh	—	—	—	—	—	.308	13	4	0	0											
St. Louis	—	—	—	—	—	.278	18	5	0	0											
San Diego	—	—	—	—	—	.280	25	7	1	2											
San Francisco	—	—	—	—	—	.211	19	4	1	3											
Washington	.000	1	0	0	0	.500	2	1	1	1											



40-MAN ROSTER

2009 ANGELS INFORMATION GUIDE

CAREER BATTING AT MAJOR LEAGUE PARKS

AL	AVG	AB	H	HR	RBI	NL	AVG	AB	H	HR	RBI
Angel Stadium	.288	531	153	26	92	AT&T Park	.333	12	4	1	3
Camden Yards	.268	41	11	4	9	Bush Stadium 1	.000	0	0	0	0
Comerica Park	.200	55	11	1	6	Chase Field	.250	4	1	0	1
Fenway Park	.241	29	7	1	3	Coors Field	.556	9	5	1	2
Kauffman Stadium	.184	38	7	0	1	Dodger Stadium	.276	29	8	3	8
McAfee Coliseum	.333	72	24	3	13	Dolphin Stadium	.389	18	7	1	2
Metrodome	.133	15	2	0	1	Great American Ballpark	.235	17	4	0	1
Progressive Field	.324	37	12	2	8	H. Bithorn Stadium P.R.	.250	36	9	0	2
Rangers Ballpark	.300	90	27	3	13	Miller Park	.111	9	1	0	1
Rogers Centre	.067	30	2	0	1	Minute Maid Park	.600	5	3	0	0
Safeco Field	.328	64	21	4	14	Olympic Stadium	.314	156	49	6	24
Tropicana Field	.333	66	22	4	17	PNC Park	.333	6	2	0	0
U.S. Cellular Field	.216	51	11	3	10	Shea Stadium	.367	30	8	1	3
Yankee Stadium	.270	200	54	6	27	Turner Field	.483	29	14	0	5
						Wrigley Field	.208	24	5	0	4
						Citizens Bank Park	.306	36	11	2	7
						Nationals Park	.000	1	0	0	0

CAREER MULTIPLE-HOME RUN GAMES (6)

July 18, 2006 vs. Cleveland
August 18, 2005 vs. Boston

July 6, 2006 at Oakland
June 19, 2004 vs. White Sox

July 4, 2006 at Seattle
Sept. 27, 2003 vs. Baltimore

CAREER GRAND SLAMS (3)

May 12, 2006 vs. Seattle

May 20, 2005 at Los Angeles Dodgers

June 19, 2004 vs. White Sox

WORLD BASEBALL CLASSIC TOTALS

Year	Club	AVG	G	AB	R	H	2B	3B	HR	RBI	SH	SF	HBP	BB	IBB	SO	SB	CS	GDP	SLG	OBP	E
2006	Venezuela	.154	5	13	3	2	0	0	0	0	0	0	0	3	0	4	1	0	0	.313	.154	0

DIVISION SERIES TOTALS

Year	Club, Opp	AVG	G	AB	R	H	2B	3B	HR	RBI	SH	SF	HBP	BB	IBB	SO	SB	CS	GDP	SLG	OBP	E
2002	— NYY, Ana.	.250	4	12	2	3	0	0	0	3	0	0	0	1	0	3	0	0	0	.250	.308	0
2003	— NYY, Min.	.333	4	12	2	4	0	0	0	0	1	0	0	1	1	0	0	0	0	.333	.385	0
2005	— LAA, NY	.353	5	17	3	6	1	0	1	1	0	0	0	1	0	2	0	0	0	.588	.389	0
2007	— LAA, Bos.	.333	2	3	0	1	0	0	0	0	0	0	0	1	0	1	0	0	0	.333	.500	0
2008	— LAA, Bos.	.125	3	8	1	1	0	0	0	1	0	0	0	3	0	2	0	0	0	.125	.364	0
Totals		.288	18	52	8	15	1	0	1	5	1	0	0	7	1	8	0	0	1	.325	.370	0

LEAGUE CHAMPIONSHIP SERIES TOTALS

Year	Club, Opp.	AVG	G	AB	R	H	2B	3B	HR	RBI	SH	SF	HBP	BB	IBB	SO	SB	CS	GDP	SLG	OBP	E
2003	— NYY, Bos.	.000	2	2	0	0	0	0	0	0	0	0	0	0	0	1	0	0	0	.000	.000	0
2005	— LAA, CWS	.111	3	9	1	1	1	0	0	0	0	0	0	0	0	1	0	0	0	.222	.111	0
Totals		.091	5	11	1	1	1	0	0	0	0	0	0	0	0	2	0	0	0	.182	.091	0

WORLD SERIES TOTALS

Year	Club, Opp.	AVG	G	AB	R	H	2B	3B	HR	RBI	SH	SF	HBP	BB	IBB	SO	SB	CS	GDP	SLG	OBP	E
2003	— NYY, Fla.	.167	4	6	0	1	1	0	0	1	0	0	0	1	1	1	0	0	0	.333	.286	0

CAREER FIELDING

POS	PCT	G	PO	A	E	TC	DP
OF	.979	453	764	42	17	823	7

RIVERA'S BESTS

Season	Game
AVG .310 — 2006	H 4 — 7 times, last, 9-13-08 vs. Seattle
H 139 — 2006	HR 2 — 6 times, last, 7-18-06 vs. Cleveland
HR 23 — 2006	RBI 6 — 8-18-05 vs. Bos. & 6-19-04 vs. CWS
RBI 85 — 2006	SB 1 — 9 times, last, 8-9-08 vs. NYY
SB 6 — 2004	Hit Streak 11 — July 12-28 & Sept. 14-24, 2004

RIVERA



40-MAN ROSTER

2009 ANGELS INFORMATION GUIDE

RAFAEL RODRIGUEZ

73

RIGHT-HANDED PITCHER

BATS: Right THROWS: Right HT.: 6-1 WT.: 175

OPENING DAY AGE: 24

BORN: Sept. 24, 1984

BIRTHPLACE: Cotui, DO

RESIDES: Santo Domingo, DO

CHILDREN: Jassiel

ACQUIRED: Signed as free agent, July 20, 2001

SIGNED THRU: 2009



2008 SEASON:

- In 2008, spent majority of season at double-A **Arkansas**, posting a 2-4 record with 11 saves in 42 appearances... Recorded seven saves in August while posting a 0.55 ERA (16.1 IP - 1 ER)... Was called up to **Salt Lake** where he went 2-0 with a 6.28 ERA (14.1 IP - 10 ER) in nine games with the Bees... Placed on Angels' 40-man roster October 21.

MINOR LEAGUE SUMMARY:

- In 2007, spent sixth professional season with double-A **Arkansas**, going 0-6 with a 4.16 ERA (71.1 IP - 33 ER) in 46 games... Had string of nine consecutive appearances (13.1 IP) without allowing a run from July 19 - August 10.
- In 2006, started season at single-A **Rancho Cucamonga**, going 3-0 with a 0.53 ERA in three games... Promoted to double-A **Arkansas** in April, posting a 5-10 record with a 6.63 ERA (133 IP - 98 ER)... Named the Angels' Organization Pitcher of Month for April 2006 and California League Pitcher of Week, April 6-16, 2006.
- In 2005, began season at **Cedar Rapids**, posting a 5-2 record with a 2.78 ERA (74.1 IP - 32 ER)... Selected to participate in 2005 Midwest League All-Star Game... Named Midwest League Pitcher of Week, June 6-12, 2005... Struck out a season-high nine batters on July 1 against Wisconsin... Promoted to **Rancho Cucamonga**, going 4-4 with a 6.75 ERA (72 IP - 54 ER) for the Quakes... Matched season-best nine strikeouts in eight innings against Inland Empire on September 4.
- In 2004, split time between **Cedar Rapids** and the Arizona Summer League, posting a combined 1-7 record (48.2 IP - 35 ER) in 11 games.
- In 2003, spent entire season with **Cedar Rapids**, going 10-11 with a 4.31 ERA (144 IP - 69 ER)... Led club in games started (26), innings pitched (144) and strikeouts (100) in 2003... Honored as Angels' Organization Pitcher of Month in July 2003.
- In 2002, began professional career in the Arizona Summer League, going 2-1 with a 3.99 ERA (38.1 IP - 17 ER) in eight games... Finished season at **Provo**, posting a 1-1 record with a 5.96 ERA (25.2 IP - 17 ER) in six games.

PERSONAL/MISC:

- Rafael Rodriguez Duran.
- Attended Liceo Fray Ramon Paneone (DO).
- Originally signed by Angels' scout Leo Perez.

RODRIGUEZ'S LIFETIME PITCHING RECORD

Year	Club	W-L	ERA	G	GS	CG	GF	SHO	SV	IP	H	R	ER	HR	HB	BB	TBB	SO	WP	BK	BA
2002	Angels (ASL)	2-1	3.99	8	8	0	0	0	0	38.1	37	19	17	4	5	20	0	50	3	0	.255
	Provo	1-1	5.96	6	6	0	0	0	0	25.2	26	17	17	3	3	14	0	25	3	0	.268
2003	Cedar Rapids	10-11	4.31	26	26	1	0	1	0	144	129	85	69	7	7	59	2	100	19	1	.236
2004	Cedar Rapids	1-5	6.48	7	7	0	0	0	0	33.1	36	27	24	5	5	19	0	36	4	0	.273
	Angels (ASL)	0-2	6.46	4	4	0	0	0	0	15.1	18	12	11	1	2	5	0	13	2	0	.295
2005	Cedar Rapids	5-2	2.78	13	13	0	0	0	0	74.1	61	24	23	5	4	27	0	74	2	1	.220
	Cucamonga	4-4	6.75	14	14	0	0	0	0	72	84	58	54	11	1	33	0	44	11	0	.292
2006	Cucamonga	3-0	0.53	3	3	0	0	0	0	17	15	1	1	0	1	2	0	20	0	0	.234
	Arkansas	5-10	6.63	24	24	0	0	0	0	133	175	111	98	*28	7	55	0	83	12	1	.321
2007	Arkansas	0-6	4.16	46	1	0	10	0	0	71.1	79	36	33	6	3	30	3	42	8	0	.287
2008	Salt Lake	2-0	6.28	9	0	0	2	0	0	14.1	20	12	10	2	0	6	0	8	1	0	.351
	Arkansas	2-4	1.86	42	0	0	26	0	11	53.1	46	11	11	3	2	11	0	48	4	0	.237
Minor Totals		35-46	4.79	202	106	1	38	1	11	692	726	413	368	75	40	281	5	542	69	3	.271

* led or tied for league lead



SEAN RODRIGUEZ

18

INFIELDER

BATS: Right THROWS: Right HT.: 6-0 WT.: 190

OPENING DAY AGE: 23 BORN: April 26, 1985
 BIRTHPLACE: Miami, FL RESIDES: Miami, FL
 MARRIED: Giselle Cruz, Feb. 7, 2007
 CHILDREN: Sofia
 ACQUIRED: Selected in 3rd round of 2003 free agent draft
 SIGNED THRU: 2009 M.L. SERVICE: 107 days



2008 SEASON:

- One of key rookie contributors for Angels who saw significant playing time due to injuries among infielders...Had five stints with Angels in 2008...Opened season at triple-A Salt Lake...Batted .306 (76/248) with 68 runs scored, 19 doubles, 21 HRs and 52 RBI in 66 games with Bees...Named Angels' Organizational Player of Month for July (.340; 35/103, 31 runs, 9 doubles, 1 triple, 10 HR, 26 RBI in 26 games)...With Angels, batted .204 (34/167) with eight doubles, one triple, three home runs and 10 RBI in 59 games (47 starts)...Made 45 starts at second base and two starts at shortstop, committing just two errors...Angels were 33-14 in his starts...Collected third HR of MLB career Sept. 21 at Texas...Three RBI in game marked career-high...Logged 55 strikeouts in 167 at-bats (1/3.0 AB)...Made first Major League start and appearance April 19 vs. Seattle...Singled in 6th inning off Jarrod Washburn for first ML hit...Collected first career home run June 1 vs. Toronto (2-run off AJ Burnett)...Collected first Major League RBI with double in 5th inning, May 22 at Toronto.

MINOR LEAGUE SUMMARY:

- Entered 2007 season as Angels' eighth-best prospect by *Baseball America*...Was a non-roster invitee to Spring Training...Added to Angels' 40-man roster in 2007 off-season...Spent 2007 campaign at double-A Arkansas and was the top offensive performer on the team...Led Travs with 84 runs, 50 extra-base hits, 17 home runs and 73 RBI...Also led Travs with 19 HBP...His 132 strikeouts led the Texas League...Named to Texas League All-Star team...Played 125 of his 136 games at shortstop, committing 19 errors.
- In 2006, named Angels' Organization's Minor League Player of Year as he spent time at single-A Rancho Cucamonga, double-A Arkansas and triple-A Salt Lake...Combined to hit .308 (160/520) with 94 runs, 34 doubles, 29 home runs and 86 RBI in 135 games...Led Angels' organization with 29 home runs...Spent majority of season at Rancho Cucamonga...Selected as organization's Player of Month in July 2006 and California League Player of Week, June 12-18, 2006...Named to California League All-Star Game and Post-Season All-Star Team.
- In 2005, spent season with Cedar Rapids of Midwest League...Batted .250 (112/448) with 14 home runs and 45 RBI...Appeared in a team-best 124 games (85 at shortstop)...His 14 home runs ranked third on the squad...Led the Kernels with 78 walks and ranked second with 27 stolen bases.
- In 2004, opened season Cedar Rapids and played 57 games with Kernels before being sent to rookie level Provo...One of top offensive players with Provo, batting .338 (76/225) with 64 runs, 14 doubles, four triples and 10 home runs and 55 RBI...Ranked fifth in the circuit with a .569 slugging pct., second in runs and fifth in RBI...His .338 clip ranked 10th in the league...Named Pioneer League Player of the Year.
- In 2003, began professional career in Arizona Summer League in Mesa...Was second in league in games (54) and fifth in at-bats (216)...Committed 21 errors in 54 games.

PERSONAL/MISC:

- Sean John Rodriguez.
- Attended G. Holmes Braddock HS (Miami, FL), where he earned 13 HS All-American honors.
- Originally signed by Angels' scout Mike Silvestri.

RODRIGUEZ' LIFETIME PLAYING RECORD

Year	Club	AVG	G	AB	R	H	2B	3B	HR	RBI	SH	SF	HBP	BB	IBB	SO	SB	CS	GDP	SLG	OBP	E
2003	—Angels (ASL)	.269	54	216	30	58	8	5	2	25	1	1	7	14	0	37	11	4	6	.380	.332	21
2004	—Cedar Rapids	.250	57	196	35	49	8	4	4	17	2	1	7	18	0	54	14	4	2	.393	.333	7
	Provo	.338	64	225	64	76	14	4	10	55	0	1	15	51	0	62	9	3	2	.569	.486	27
2005	—Cedar Rapids	.250	124	448	86	112	29	3	14	45	9	2	9	78	0	85	27	11	8	.422	.371	22
2006	—Cucamonga	.301	116	455	78	137	29	5	24	77	3	6	12	47	0	124	15	3	9	.545	.377	29
	Arkansas	.354	18	65	16	23	5	0	5	9	1	0	2	11	0	18	0	3	1	.662	.462	6
	Salt Lake	.000	1	2	0	0	0	0	0	0	0	0	0	0	0	2	0	0	0	.000	.000	0
2007	—Arkansas	.254	136	508	84	129	31	2	17	73	2	4	19	54	0	132*	15	8	5	.423	.345	19
2008	—Salt Lake	.306	66	248	68	76	19	0	15	64	0	3	1	19	3	43	1	3	9	.645	.397	4
	LAA	.204	59	167	18	34	8	1	3	10	2	1	3	14	0	55	3	1	3	.317	.276	2
Minor Totals		.279	636	2363	461	660	124	23	76	301	18	15	71	273	0	514	91	36	33	.448	.369	97

* led or tied for league lead

RODRIGUEZ



40-MAN ROSTER

2009 ANGELS INFORMATION GUIDE

	2008					CAREER					2008					CAREER					
	AVG	AB	H	HR	RBI	AVG	AB	H	HR	RBI	AVG	AB	H	HR	RBI	AVG	AB	H	HR	RBI	
Angels	—	—	—	—	—	—	—	—	—	—	—	—	—	—	—	—	—	—	—	—	—
Baltimore	.500	2	1	0	0	.500	2	1	0	0	March	.250	4	1	0	0	.250	4	1	0	0
Boston	—	—	—	—	—	—	—	—	—	—	April	.169	59	10	0	1	.169	59	10	0	1
Chicago	.115	26	3	0	0	.115	26	3	0	0	May	.500	2	1	1	2	.500	2	1	1	2
Cleveland	.000	0	0	0	0	.000	0	0	0	0	June	—	—	—	—	—	—	—	—	—	—
Detroit	.318	22	7	0	1	.318	22	7	0	1	July	.130	23	3	0	0	.130	23	3	0	0
Kansas City	.167	12	2	0	0	.167	12	2	0	0	Aug.	.241	79	19	2	7	.241	79	19	2	7
Minnesota	.000	3	0	0	0	.000	3	0	0	0	Sept.	—	—	—	—	—	—	—	—	—	—
New York	.300	10	3	1	1	.300	10	3	1	1	Oct.	—	—	—	—	—	—	—	—	—	—
Oakland	.067	15	1	0	0	.067	15	1	0	0	Home	.247	77	19	2	3	.247	77	19	2	3
Seattle	.259	27	7	0	2	.259	27	7	0	2	Road	.167	90	15	1	7	.167	90	15	1	7
Tampa Bay	.111	9	1	0	0	.111	9	1	0	0	Vs. LHP	.178	45	8	0	0	.178	45	8	0	0
Texas	.269	26	7	1	3	.269	26	7	1	3	Vs. RHP	.213	122	26	3	10	.213	122	26	3	10
Toronto	.182	11	2	1	3	.182	11	2	1	3	Pre-ASG	.185	65	12	1	3	.185	65	12	1	3
Arizona	—	—	—	—	—	—	—	—	—	—	Post-ASG	.216	102	22	2	7	.216	102	22	2	7
Atlanta	—	—	—	—	—	—	—	—	—	—	RISP	.097	31	3	1	7	.097	31	3	1	7
Chicago	—	—	—	—	—	—	—	—	—	—	Bases Loaded	.000	1	0	0	0	.000	1	0	0	0
Cincinnati	—	—	—	—	—	—	—	—	—	—	Pinch-hitting	.000	1	0	0	0	.000	1	0	0	0
Colorado	—	—	—	—	—	—	—	—	—	—	DH	.000	2	0	0	0	.000	2	0	0	0
Florida	—	—	—	—	—	—	—	—	—	—											
Houston	—	—	—	—	—	—	—	—	—	—											
Los Angeles	.000	4	0	0	0	.000	4	0	0	0											
Milwaukee	—	—	—	—	—	—	—	—	—	—											
New York	—	—	—	—	—	—	—	—	—	—											
Philadelphia	—	—	—	—	—	—	—	—	—	—											
Pittsburgh	—	—	—	—	—	—	—	—	—	—											
St. Louis	—	—	—	—	—	—	—	—	—	—											
San Diego	—	—	—	—	—	—	—	—	—	—											
San Francisco	—	—	—	—	—	—	—	—	—	—											
Washington	—	—	—	—	—	—	—	—	—	—											

CAREER BATTING AT MAJOR LEAGUE PARKS

AL	AVG	AB	H	HR	RBI	NL	AVG	AB	H	HR	RBI
Angel Stadium	.247	77	19	2	3						
Comerica Park	.364	11	4	0	1						
Kauffman Stadium	.167	12	2	0	0						
McAfee Coliseum	.100	10	1	0	0						
Progressive Field	.000	0	0	0	0						
Rangers Ballpark	.300	10	3	1	3						
Rogers Centre	.111	9	1	0	1						
Safeco Field	.250	8	2	0	2						
Tropicana Field	.111	9	1	0	0						
U.S. Cellular Field	.048	21	1	0	0						

CAREER FIELDING

POS	PCT	G	PO	A	E	TC	DP
2B	.991	51	97	127	2	226	36
SS	1.000	4	5	12	0	17	2
3B	----	1	0	0	0	0	0

RODRIGUEZ' BESTS

	Season	Game
AVG	.204 — 2008	H 2 — 8 times; last, 9-24-08 at Seattle
H	34 — 2008	HR 1 — 3 times; last, 9-21-08 at Texas
HR	3 — 2008	RBI 3 — 9-21-08 at Texas
RBI	10 — 2008	SB 1 — 3 times; last, 9-7-08 at White Sox
SB	3 — 2008	Hit Streak 3 — September 2-4, 2008



FREDDY SANDOVAL

59

INFIELDER

BATS: Switch THROWS: Right HT.: 6-1 WT.: 200



OPENING DAY AGE: 26

BORN: August 16, 1982

BIRTHPLACE: Tijuana, Mexico

RESIDES: Tijuana, Mexico

MARRIED: Jennifer Brown, Feb. 8, 2007

ACQUIRED: Selected by the Angels in the 8th round of 2004 draft.

SIGNED THRU: 2009

M.L. SERVICE: 21 days

2008 SEASON:

- Spent majority of season with triple-A **Salt Lake** batting .335 with 88 RBI...Led the PCL with 176 hits and 45 doubles, also led the Bees with a .335 average (6th in league), 92 runs scored (5th), 88 RBI, 525 at-bats and 131 games played...Had 10-game hitting streak from June 9-17 going 15-for-38, raising batting average from .290 to .302...Recorded Salt Lake's first five-hit game in two seasons on April 13 against Portland, with four singles and one double...Collected a season-high five RBI on June 30 at Las Vegas, going 2-for-5 with one home run...Set a new franchise record with 44 doubles on the season...Named **Angels' Minor League Player of the Year**...was called up to **Angels** on September 8 and made his Major League debut that day vs. NYY...Made first ML start on September 14 vs. SEA...Batted .167 (1/6) with one walk in six games.

MINOR LEAGUE SUMMARY:

- In **2007**, played at double-A **Arkansas**...Ranked third in the Texas League with a .305 average, 144 hits and 84 runs scored (tied with teammate INF Sean Rodriguez)...Led the Travelers with 32 doubles, 221 total bases and six triples...Carried a 14-game hitting streak from July 16 to August 1, batting .450 with four home runs... Named TOPPS Texas League Player of Month, July 2007 and Texas League Player of Week, July 16-22...Named Texas League Post-Season and Mid-Season All-Star, and played in the 2007 MLB Futures All-Star game as a member of the World team.
- In **2006**, with **Rancho Cucamonga**, batted .258 with five homers, 28 doubles and 54 RBI...Had a season-high nine-game hitting streak from May 10-18 batting .441...Connected for season-best two home runs and four RBI on April 12 against High Desert...Led Quakes with 30 stolen bases.
- In **2005**, spent first professional season at **Cedar Rapids**, batting .281 with four home runs and 63 RBI in 117 games...Collected a season-high four hits against Lansing on July 3...Led **Kernels** with 120 hits and hit 34 doubles (3rd in league)...Was selected to the Midwest League All-Star game.

PERSONAL/MISC:

- Freddy C. Sandoval
- Attended Marian Catholic High School (San Diego, CA) and the University of San Diego.
- Led University of San Diego Toreros to West Coast Conference Championship in 2002 and to program's first NCAA regional appearance in 2003.
- Originally signed by Angels' scout Tim Corcoran.

SANDOVAL'S LIFETIME PLAYING RECORD

Year	Club	AVG	G	AB	R	H	2B	3B	HR	RBI	SH	SF	HB	BB	IBB	SO	SB	CS	GDP	SLG	OBP	F
2005	Cedar Rapids	.281	117	427	54	120	34	4	4	63	6	7	4	53	3	58	17	12	11	.407	.360	18
2006	Cucamonga	.258	113	434	60	112	28	2	5	54	7	8	1	59	0	98	30	8	14	.366	.343	23
2007	Arkansas	.305	127	472	84	144	32	6	11	72	12	7	5	67	3	78	21	11	12	.468	.392	20
2008	Salt Lake	.335	131	525	92	★176	★45	2	15	88	4	7	4	47	3	74	6	3	20	.514	.389	20
	LAA	.167	6	6	0	1	0	0	0	0	0	0	1	0	0	0	0	0	0	.167	.286	0
Minor Totals		.297	488	1858	290	552	139	14	35	277	29	29	14	226	9	308	74	34	57	.443	.372	81

★ led or tied for league lead



40-MAN ROSTER

2009 ANGELS INFORMATION GUIDE

ERVIN SANTANA

54

RIGHT-HANDED PITCHER

BATS: Right THROWS: Right HT.: 6-2 WT.: 185

OPENING DAY AGE: 26

BORN: Dec. 12, 1982

BIRTHPLACE: San Cristobal, DR

RESIDES: San Cristobal, DR

CHILDREN: Jonathon

ACQUIRED: Signed as free agent, Sept. 2, 2000

SIGNED THRU: 2009

M.L. SERVICE: 3 yrs., 104 days



2008 SEASON:

■ Completed season 16-7 with two complete games, one shutout and a 3.49 ERA (219 IP – 85 ER) in 32 starts...Allowed 198 hits (23 HR), walked 53 and struck out 214...Established career highs in wins (also 2006), ERA, innings pitched and strikeouts...Among AL leaders, ranked tied for seventh in wins, fourth in innings pitched, second in strikeouts and fourth in average against (.237)...Became first Angel pitcher to collect 200-or-more strikeouts since Chuck Finley (200) in 1999 and first right-handed Angel to accomplish feat since Kirk McCaskill (202) and Mike Witt (208) in 1986...214 strikeouts on season were most by Angel since Finley had 215 in 1996 and most by a right-hander since Nolan Ryan (223) in 1979...Became only fourth Angel in club history to open a season 6-0-or-better...Teammate Joe Saunders became third player to join group earlier in season...Other two pitchers are Jered Weaver (started 9-0 in 2006) and Aaron Sele (7-0 in 19 games/15 starts in 2004)...Since 1920, Saunders and Santana are the 8th pair of teammates to start 6-0 simultaneously...The previous duo was Pedro Martinez (7-0) and John Burkett (7-0) of the 2002 Boston Red Sox (Courtesy of STATS LLC)...Along with Saunders, is just second duo in Major League history to post 5-0 records-or-better in month of April (Aaron Sele & Rick Helling – both 5-0 for 1998 Texas Rangers)...Became third Angel pitcher in club history to post 5-0 record in month of April (Frank Tanana-1978 & Saunders-2008)...Struck out 10 batters twice (July 12 at Oakland & Aug. 24 vs. Minnesota)...Struck out seven-or-more batters in seven straight starts, Aug. 1-Sept. 4, becoming first Angel pitcher to do so since Nolan Ryan in 1978 (seven starts)...Collected 50th career win, Sept. 4 at Detroit (7-1 score)...Selected to first career All-Star Game...Pitched fifth inning (1 H, 1 R, 1 ER, 1 HR, 2 SO) of AL's 4-3, 15-inning win at Yankee Stadium...Was 11-2 on road after 1-10 mark in 2007, equaling best road record in club history (10+ decisions; Bartolo Colon, 11-2, 2005)...Hurled three-hit complete game, defeating Detroit, 3-2, May 27 at Angel Stadium...Three-hitter is low-hit game of career...Also threw 4-0 complete game shutout, May 5 at Kansas City.

CAREER HIGHLIGHTS:

■ 2008 A.L. All-Star...In 2008, his 214 strikeouts ranked 2nd in AL and were most by Angel since Chuck Finley had 215 in 1996 and most by a right-hander since Nolan Ryan (223) in 1979...Entering 2009, is youngest active pitcher with 50 wins (51), born Dec. 12, 1982 (Jeremy Bonderman; 59 wins – born Oct. 28, 1982 & Dontrelle Willis; 68 wins – born Jan. 12, 1982)...Was fifth pitcher in Angels history to win at least 12 games in both rookie and sophomore seasons (12-8 in 2005 & 12-5 in 2006)...Posted first major league win with five-hit complete game shutout vs. Chicago White Sox, May 23, 2005 at Angel Stadium (4-0 score; 9 IP, 5 H, 1 BB, 7 SO)...Became youngest Angel to throw complete game shutout (22 yrs., 4 mos., 13 days) since Jim Abbott (21 yrs., 7 mos., 25 days), May 17, 1989 vs. Boston...Also became sixth Angel to throw CG SHO for first major league win.

POST SEASON EXPERIENCE:

■ Started Game 2 of 2008 Division Series vs. Boston at Angel Stadium (ND; 5.1 IP, 8 H, 5 R, 5 ER, 3 SO, 1 HR)...Marked first career post-season start...In 2007, pitched two innings (2 SO) in Angels 4-0 loss in Game 1 of ALDS at Boston...In 2005, was 2-1 with a 5.01 ERA (32.1 IP – 18 ER) in five starts with triple-A Salt Lake...Recalled from Salt Lake, Aug. 17...Made first regular season relief appearance of career in Angels' 5-3 loss, Sept. 14 at Chicago (3 IP, 5 SO)...Five strikeouts equaled most by an Angel reliever...Made second relief outing, Sept. 30 at Oakland (1 IP, 2 SO)...Was 2-2 with a 2.96 ERA (27.1 IP – 9 ER) in six appearances in Sept...Lost career-high six straight decisions (June 15-Aug. 28; 9 starts)...Allowed career-high 14 hits in six innings pitched, July 17 at Tampa Bay...Struck out career-

MAJOR LEAGUE SUMMARY:

■ Completed 2007 season with 7-14 record and a 5.76 ERA (150 IP – 96 ER) in 28 appearances (26 starts) with Angels...Allowed 174 hits (26 HR), walked 58 and struck out 126...Was 7-14 with a 5.92 ERA (146 IP – 96 ER) as starter...Was 2-1 with a 5.01 ERA (32.1 IP – 18 ER) in five starts with triple-A Salt Lake...Recalled from Salt Lake, Aug. 17...Made first regular season relief appearance of career in Angels' 5-3 loss, Sept. 14 at Chicago (3 IP, 5 SO)...Five strikeouts equaled most by an Angel reliever...Made second relief outing, Sept. 30 at Oakland (1 IP, 2 SO)...Was 2-2 with a 2.96 ERA (27.1 IP – 9 ER) in six appearances in Sept...Lost career-high six straight decisions (June 15-Aug. 28; 9 starts)...Allowed career-high 14 hits in six innings pitched, July 17 at Tampa Bay...Struck out career-

SANTANA



high 11 batters, July 3 at Texas (5.1 IP; 8-3 loss)...Collected second career hit, first extra-base hit and RBI (2), June 9 at St. Louis (1/3, 1 R, 2B, 2 RBI, 1 SO)...Marked first extra-base hit by Angels' pitcher since Tim Belcher, June 9, 1999 at San Francisco (2B)...Allowed team high 26 home runs in 150 innings (1.56 per 9 IP)...Limited opponents to three earned-runs or less in 13 of 26 starts...Pitched into seventh inning-or-later in 10 starts (5-3 record)...Longest outing was seven innings pitched (6 times)...As starter, walked 57 batters (2 IBB) and struck out 119 (2.19 BB & 4.58 SO per start)...Angels were 11-15 in his starts.

- In 2006, completed first full major league season with 16-8 record and 4.28 ERA (204 IP - 97 ER) in 33 starts with Angels...Led club in wins, starts (tied), home runs allowed (21) and hit batters (11)...Among AL leaders, ranked tied for eighth in wins, ninth in winning percentage (.667), second in average against (.241) and third in home ERA (3.02)...Left game after being struck on inside of left knee by line drive hit by Jason Michaels (2nd batter of game), Aug. 10 at Cleveland...Was examined by Indians' Physician Dr. Mark Schickendantz and diagnosis was contusion of knee...Was fifth pitcher in Angels history to win at least 12 games in both rookie and sophomore seasons (12-8 in 2005 & 12-5 in 2006)...Others were Dean Chance (14-10 in 1962, 13-18 in 1963), Frank Tanana (14-19 in 1974, 16-9 in 1975), Ron Romanick (12-12 in 1984, 14-9 in 1985) and Kirk McCaskill (12-12 in 1985, 17-10 in 1986)...Won career-best seven straight decisions (nine starts), June 6-July 20...Posted four wins in June, 2006 (4-0, 2.48 ERA)...Was 10-2 with a 3.02 ERA (116.1 IP - 39 ER) in 17 starts at home...Was 10-3 with a 3.96 ERA in 18 starts prior to All-Star break...Walked career-high eight batters, July 20 at Kansas City.
- In 2005, completed rookie season with Angels, registering 12-8 record, one complete game, one shutout and a 4.65 ERA (133.2 IP - 69 ER) in 23 starts...12 wins ranks tied for fifth among rookies in club history...Angels were 13-10 in his starts...Recalled from triple-A Salt Lake, June 14...Optioned to Salt Lake, May 28...Recalled from double-A Arkansas, May 17...Was pitcher of record in Angels' 4-3 win, Sept. 27 at Oakland...Victory clinched second consecutive AL West title for Angels...Was 4-0 with a 3.38 ERA (26.2 IP - 10 ER) in final four starts of season...12 wins were most by Angel rookie since Jason Dickson in 1997 (13)...Led Angel staff with four wins in July, first Angel rookie with at least four wins in a month since John Lackey with four in August, 2002...Made major league debut, May 17 at Cleveland, in Angels' 13-5 loss...First four batters reached safely, hitting for cycle (triple, double, single & home run)...Allowed three runs in first inning (2 on HR by Ben Broussard), one in third frame and two-run home run by Travis Hafner in fourth inning...Posted first major league win with five-hit complete game shutout vs. Chicago White Sox, May 23 at Angel Stadium (4-0 score; 9 IP, 5 H, 1 BB, 7 SO)...Retired first 10 batters in game...Allowed one runner to reach second base...Became youngest Angel to throw complete game shutout (22 yrs., 4 mos., 13 days) since Jim Abbott (21 yrs., 7 mos., 25 days), May 17, 1989 vs. Boston...Also becomes sixth Angel to throw CG SHO for first major league win, joining Ron Moeller (6/5/61 at Bal.), Bill Kelso (9/26/64 at Min.), Steve Kealey (8/21/69 vs. Bal.), Ed Figueroa (7/12/74 at Bos.) and Tim Lincecum (7/25/92 vs. Det)...Was first Angels rookie to throw complete game shutout since Brian Cooper, June 30, 2000 vs. Oakland...Became only third rookie pitcher to defeat New York Yankees twice in one week in 20 years - the other two were Boston's Brian Rose in May 1999 and Texas' Kevin Brown in May 1989.

MINOR LEAGUE SUMMARY:

- In 2005, began season at double-A Arkansas...Was 5-1 with a 2.31 ERA (39 IP - 10 ER) in seven starts at Arkansas...Recalled by Angels from Arkansas, May 17...Optioned to Salt Lake, May 28...Was 1-0 with a 4.19 ERA (19.1 IP - 9 ER) in three starts at Salt Lake...Recalled from Salt Lake, June 14.
- In 2004, spent fourth professional season with double-A Arkansas, posting 2-1 record and 3.30 ERA (43.2 IP - 16 ER) in eight starts...Allowed three home runs while walking 18 and striking out 48...Allowed 41 hits in 43.2 innings pitched...Strained right elbow, July 15, and was out for remainder of season.
- In 2003, started season at single-A Rancho Cucamonga, going 10-2 with 2.53 ERA (124.2 IP - 35 ER) with one complete game in 20 starts...Led California League in ERA and average against (.212) and ranked second in strikeouts per nine innings (9.39) and second in runners per nine innings (10.57)...Named by Baseball America to California League High Class-A All-Star team...Also named California League Pitcher of the Year and selected as member of California League All-Star team...Promoted to double-A Arkansas, posting 1-1 record and 3.94 ERA (29.2 IP - 13 ER) in six starts...Combined on season to strikeout 153 batters in 154.1 IP while walking only 48...Held opponents to .211 average against.
- In 2002, posted 14-8 record and 4.16 ERA (147 IP - 68 ER) in 27 starts for single-A Cedar Rapids...Walked 48 batters while striking out 146...Finished third in Midwest League in wins and strikeouts...Earned Organization Pitcher of the Month for July, going 4-1 with 1.82 ERA (34.2 IP - 7 ER) in five starts...Also posted 4-1 record in Aug...Only losing month was April (2-3, 3.16 ERA).
- In 2001, split time between rookie level Mesa and Provo...Went 3-2 with 3.22 ERA (58.2 IP - 21 ER) with one complete game shutout in 10 appearances (nine starts) with Mesa...Allowed only 40 hits in 217 at-bats (.184 average against)...Led Arizona League in walks (35), strikeouts (69), shutouts (1), complete games (1) and average against by starter (.176)...Ranked second in strikeouts per nine innings (10.57) and third in runners per nine innings (11.57)...Promoted to Provo, going 2-1 with 7.71 ERA (18.2 IP - 16 ER) in four starts...Struck out 22 while walking only 12.

PERSONAL/MISC:

- Ervin Ramon Santana.
- Originally signed by Angels' scout Clay Daniel.
- Named as Angels' seventh best prospect by *Baseball America* for 2005.
- Active in Angels' caravans and baseball clinics...Attended Angels' youth baseball clinic at Pearson Park in Anaheim and Belvedere Park in East Los Angeles to teach young children baseball fundamentals.



40-MAN ROSTER

2009 ANGELS INFORMATION GUIDE

SANTANA'S LIFETIME PITCHING RECORD

Year	Club	W-L	ERA	G	GS	CG	GF	SHO	SV	IP	H	R	ER	HR	HB	BB	IBB	SO	WP	BK	BA
2001	— Angels	3-2	3.22	10	9	1*	0	1*	0	58.2	40	27	21	0	2	35*	0	69*	8	1	.184
	Provo	2-1	7.71	4	4	0	0	0	0	18.2	19	17	16	1	2	12	1	22	3	1	.247
2002	— Cedar Rapids	14-8	4.16	27	27	0	0	0	0	147	133	75	68	10	6	48	3	146	9	3	.240
2003	— Cucamonga	10-2	2.53*	20	20	1	0	0	0	124.2	98	44	35	9	7	36	0	130	14	0	*.212
	Arkansas	1-1	3.94	6	6	0	0	0	0	29.2	23	15	13	4	3	12	0	23	1	0	.211
2004	— Arkansas	2-1	3.30	8	8	0	0	0	0	43.2	41	19	16	3	4	18	0	48	5	0	.247
2005	— Arkansas	5-1	2.31	7	7	0	0	0	0	39	34	12	10	2	2	15	0	32	1	0	.234
	LAA	12-8	4.65	23	23	1	0	1	0	133.2	139	73	69	17	8	47	2	99	4	2	.266
	Salt Lake	1-0	4.19	3	3	0	0	0	0	19.1	19	11	9	2	0	2	0	17	0	0	.260
2006	— LAA	16-8	4.28	33	33	0	0	0	0	204	181	106	97	21	11	70	2	141	10	2	.241
2007	— LAA	7-14	5.76	28	26	0	1	0	0	150	174	103	96	26	8	58	3	126	7	0	.288
	Salt Lake	2-1	5.01	5	5	0	0	0	0	32.1	39	19	18	4	3	10	0	32	1	0	.305
2008	— LAA	16-7	3.49	32	32	2	0	1	0	219	198	89	85	23	8	47	2	214	5	1	.237
Major Totals		51-37	4.42	116	114	3	1	2	0	706.2	692	371	347	87	35	222	9	580	26	5	.255
Minor Totals		40-17	3.61	90	89	2	0	1	0	513	446	239	206	35	31	188	4	519	42	5	.231

* led or tied for league lead

2008

CAREER

2008

CAREER

	W-L-S	ERA	G	IP	ER	W-L-S	ERA	G	IP	ER	W-L-S	ERA	G	IP	ER	W-L-S	ERA	G	IP	ER	
Angels	—	—	—	—	—	—	—	—	—	—	March	—	—	—	—	—	—	—	—	—	—
Baltimore	1-1-0	6.75	2	12.0	9	2-2-0	4.60	7	47.0	24	April	5-0-0	2.48	6	40	11	9-3-0	3.81	16	99.1	42
Boston	—	—	—	—	—	1-2-0	5.73	4	22.0	14	May	2-2-0	3.79	5	35.2	15	7-9-0	4.75	19	119.1	63
Chicago	—	—	—	—	—	2-1-0	3.58	6	37.2	15	June	2-1-0	3.86	5	32.2	14	8-5-0	4.32	19	116.2	56
Cleveland	0-1-0	3.46	2	13.0	5	0-6-0	6.03	7	34.1	23	July	2-2-0	4.36	5	33	16	9-8-0	5.51	19	114.1	70
Detroit	3-0-0	2.38	3	22.2	6	5-2-0	4.06	7	44.1	20	Aug.	3-0-0	2.49	6	43.1	12	6-4-0	4.22	19	113	53
Kansas City	1-0-0	0.00	1	9.0	0	2-2-0	4.31	5	31.1	15	Sept.	2-2-0	4.46	5	34.1	17	12-8-0	3.94	24	144	63
Minnesota	1-0-0	3.46	2	13.0	5	2-1-0	3.52	5	30.2	12	Oct.	—	—	—	—	—	—	—	—	—	—
New York	1-1-0	3.14	2	14.1	5	5-2-0	5.09	7	40.2	23	Home	5-5-0	4.03	15	102.2	46	30-14-0	3.38	58	383.2	144
Oakland	2-0-0	1.33	4	27.0	4	9-1-0	1.36	14	92.1	14	Road	11-2-0	3.02	17	116.1	39	21-23-0	5.66	58	323.0	203
Seattle	3-0-0	2.19	5	37.0	9	6-2-0	3.98	12	74.2	33	Pre-ASG	11-3-0	3.34	19	129.1	48	29-20-0	4.53	63	387.2	195
Tampa Bay	0-0-0	4.26	2	12.2	6	3-3-0	5.51	8	49.0	30	Post-ASG	5-4-0	3.71	13	89.2	37	22-17-0	4.29	53	319.0	152
Texas	3-1-0	5.86	4	27.2	18	7-5-0	6.46	14	85.0	16	Starter	16-7-0	3.49	32	219	85	51-37-0	4.44	114	702.2	347
Toronto	0-1-0	6.00	1	6.0	4	1-3-0	6.28	5	28.2	20	Reliever	—	—	—	—	0-0-0	0.00	2	4.0	0	
Arizona	—	—	—	—	—	1-0-0	3.00	1	6.0	2											
Atlanta	0-1-0	9.53	1	5.2	6	0-1-0	9.53	1	5.2	6											
Chicago	—	—	—	—	—	—	—	—	—	—											
Cincinnati	—	—	—	—	—	—	—	—	—	—											
Colorado	—	—	—	—	—	0-0-0	2.57	1	7.0	2											
Florida	—	—	—	—	—	0-1-0	23.63	1	2.2	7											
Houston	—	—	—	—	—	0-0-0	5.40	1	6.2	4											
Los Angeles	0-1-0	6.00	1	6.0	4	2-3-0	3.94	5	29.2	13											
Milwaukee	—	—	—	—	—	—	—	—	—	—											
New York	—	—	—	—	—	—	—	—	—	—											
Philadelphia	1-0-0	0.00	1	7.0	0	1-0-0	0.00	1	7.0	0											
Pittsburgh	—	—	—	—	—	—	—	—	—	—											
St. Louis	—	—	—	—	—	1-0-0	4.50	1	6.0	3											
San Diego	—	—	—	—	—	1-0-0	1.50	1	6.0	1											
San Francisco	—	—	—	—	—	—	—	—	—	—											
Washington	0-0-0	6.00	1	6.0	4	0-0-0	3.65	2	12.1	5											

CAREER PITCHING AT MAJOR LEAGUE PARKS

AL	W-L-S	ERA	G	IP	ER	NL	W-L-S	ERA	G	IP	ER
Angel Stadium	30-14-0	3.38	58	383.2	144	Busch Stadium	1-0-0	4.50	1	6.0	3
Camden Yards	0-1-0	6.75	2	12.0	9	Chase Field	1-0-0	3.00	1	6.0	2
Comerica Park	2-2-0	7.17	4	21.1	17	Citizens Bank Park	1-0-0	0.00	1	7.0	0
Fenway Park	0-2-0	7.53	3	14.1	12	Dodger Stadium	0-2-0	5.73	2	11.0	7
Kauffman Stadium	1-1-0	3.20	3	19.2	7	Miller Park	0-1-0	12.46	1	4.1	6
McAfee Coliseum	4-0-0	1.50	7	42.0	7	Nationals Park	0-0-0	6.00	1	6.0	4
Metrodome	1-0-0	3.86	2	11.2	5						
Progressive Field	0-2-0	14.54	2	4.1	7						
Rangers Ballpark	3-4-0	8.05	9	50.1	45						
Rogers Centre	0-2-0	9.00	2	10.0	10						
SafeCo Field	3-1-0	5.52	5	29.1	18						
Tropicana Field	1-3-0	6.81	6	35.2	27						
U.S. Cellular Field	1-1-0	4.30	3	14.2	7						
Yankee Stadium	2-1-0	5.19	3	17.1	10						



40-MAN ROSTER

2009 ANGELS INFORMATION GUIDE

ALL-STAR GAME RECORD

Year	Club, Site	W-L	ERA	G	GS	CG	SHO	SV	IP	H	R	ER	BB	SO
2008	LAA, NYY	0-0	9.00	1	0	0	0	0	1	1	1	1	0	2

DIVISION SERIES TOTALS

Year	Club, Opp.	W-L	ERA	G	GS	CG	SHO	SV	IP	H	R	ER	BB	SO
2005	LAA, NYY	1-0	5.06	1	0	0	0	0	5.1	5	3	3	2	2
2007	LAA, Bos.	0-0	0.00	1	0	0	0	0	2	0	0	0	0	2
2008	LAA, Bos.	0-0	8.44	1	1	0	0	0	5.1	8	5	5	0	3
Totals		1-0	5.68	3	1	0	0	0	12.2	13	8	8	2	7

LEAGUE CHAMPIONSHIP SERIES TOTALS

Year	Club, Opp.	W-L	ERA	G	GS	CG	SHO	SV	IP	H	R	ER	BB	SO
2005	LAA, CWS	0-1	10.38	1	1	0	0	0	4.1	3	6	5	3	2

MAJOR LEAGUE HITTING TOTALS

AVG	AB	H	HR	RBI
.133	15	2	0	2

CAREER FIELDING

POS	PCT	G	PO	A	E	TC	DP
P	.980	116	48	48	2	98	7

SANTANA'S BESTS

	Season	Game
Wins	16 — 2008 & 2006	SO
ERA	3.49 — 2008	IP
IP	219 — 2008	Low-Hit
SO	214 — 2008	Win Streak
		11 — at Texas, 7-3-07
		9 — 3 times; last, vs. Detroit, 5-27-08
		3 — vs. Detroit, 5-27-08
		7 — June 6-July 20, 2006

SANTANA



TM



40-MAN ROSTER

2009 ANGELS INFORMATION GUIDE

JOE SAUNDERS

51

LEFT-HANDED PITCHER

BATS: Left THROWS: Left HT.: 6-3 WT.: 210

OPENING DAY AGE: 27

BORN: June 16, 1981

BIRTHPLACE: Springfield, VA

RESIDES: Chandler, AZ

MARRIED: Shanel Garofalo, Nov. 27, 2007

CHILDREN: Mattea

ACQUIRED: Selected in first round (12th overall) of 2002 draft

SIGNED THRU: 2009

M.L. SERVICE: 2 yrs., 13 days



2008 SEASON:

■ Was 17-7 with one complete game and a 3.41 ERA (198 IP – 75 ER) in 31 starts...Allowed 187 hits (21 HR), walked 53 and struck out 103...Missed scheduled starts May 22 at Toronto due to illness (severe cold), July 13 at Oakland (birth of first child) and Sept. 23 at Seattle (kidney stone)...Set career bests in all major categories...Among AL leaders, ranked sixth in ERA, sixth in wins and posted the best road ERA (2.55) in the circuit...Became only third Angel in club history to open a season 6-0-or-better...Teammate Ervin Santana became fourth player to join group...Saunders and Santana became 8th pair of teammates since 1920 to start 6-0 simultaneously...The previous duo was Pedro Martinez (7-0) and John Burkett (7-0) of the 2002 Boston Red Sox (Courtesy of STATS LLC)...Is first Angel left-hander with 17 wins since Jarrod Washburn in 2002 (18-6)...Selected to first career All-Star Game...Pitched third inning (1 H) of AL's 4-3, 15-inning win at Yankee Stadium...Marked Angels first left-handed pitcher to be selected since Chuck Finley in 1996...Became first Angel with 12-or-more wins (12-5) at All-Star Break since Finley (12-4) and Langston (12-3) in 1991...Dropped 3-2 decision, July 8 at Texas...Marked first complete game of career...Struck out career-best nine batters, Sept. 28 vs. Texas...Dropped consecutive decisions (two starts) once (Aug. 22-27)...Allowed six runs each of those two starts (6.2 IP -12 ER) after limiting opponents to three-earned runs or less in previous 11 starts...Saunders improved to 14-5 in the Angels' 9-2 win July 30th at Fenway Park...No Angels' pitcher had won 14 games by the end of July since Chuck Finley and Mark Langston both won 14 in 1991...Angels were 23-8 in his 31 starts...Angels were 13-1 when he pitched 7-or-more innings...Allowed three consecutive home runs in second inning, June 9 vs. Tampa Bay (Evan Longoria, Willy Aybar and Dioner Navarro)...Marked first Angel to allow three straight HRs in an inning since Jason Dickson (April 18, 2000 at Toronto)...At 12-4, became first 12-game winner in AL (also became AL's first seven, nine and 11-game winner; 7-1, 9-2, 11-3)...Saunders joined Frank Tanana as the only pitchers in club history to go 5-0 in April...Tanana accomplished the feat in April of 1978...Santana also joined the 5-0 April club...Along with Santana is just second duo in Major League history to post 5-0 records-or-better in month of April (Aaron Sele & Rick Helling – both 5-0 for 1998 Texas Rangers)...Pitched eight innings-or-more in six of his 31 starts...Had no eight-inning performances in his career prior to 2008 season...Is 7-0 with a 2.04 ERA in his career in April...Is 18-5 in career after an Angels loss...Posted 15 consecutive scoreless innings, Sept. 12-28, equaling best by an Angel in 2008 (Jon Garland)...Pitched into seventh inning-or-later 18 times...Limited opponents to three earned runs-or-less 24 times...Walked more than three batters just twice...He and wife Shanel welcomed their first child July 12 (daughter Mattea).

POST-SEASON EXPERIENCE:

■ Made first career playoff appearance in Game 3 of 2008 Division Series vs. Red Sox at Fenway Park...Worked 4.2 IP (5 H, 4 R, 4 ER, 4 BB, 2 SO, 1 HB, 95 pitches – 53 strikes) receiving no decision in Angels' 5-4, 12-inning win.

MAJOR LEAGUE SUMMARY:

■ Made 8-5 with a 4.44 ERA (107.1 IP – 53 ER) in 18 starts in 2007 with Angels...Allowed 129 hits (11 HR), walked 34 and struck out 69...Had four stints with Angels...Was 4-7 with a 5.11 ERA (86.1 IP – 49 ER) in 14 starts with triple-A Salt Lake...Equalled career-best 7.2 innings pitched, Aug. 19 at Boston (also Sept. 8, 2006 vs. Toronto)...Posted career-best eight-game win streak dating back to 2006 (July 19, 2006-Aug. 8, 2007; 11 starts)...Six-game win streak was longest by an Angel in 2007...Was 2-0 with a 1.96 ERA (18.1 IP – 4 ER) in three April starts...Finished 5-2 with a 3.71 ERA (51 IP – 21 ER) in eight road starts...Posted 3-0 record and 2.97 ERA (30.1 IP – 10 ER) in five starts prior to All-Star break...Limited opponents to three earned runs-or-less in 11 of 18 starts...Walked 34 batters – 1 IBB (1.88 per start) and struck out 69 (3.83 per start).

■ In 2006, was recalled by Angels from triple-A Salt Lake, July 18, and posted first major league win same day...Defeated Cleveland, 7-5, at Angel Stadium (7 IP, 4 H, 2 R, 1 ER, 4 BB, 5 SO)...Was optioned following game...Recalled again by Angels, Aug. 1...Overall, was 7-3 with a 4.71 ERA (70.2 IP – 37 ER) in 13 starts with Angels...Among AL rookies, ranked tied for fourth in wins...Opened season and career, 4-0...Dropped first career major league decision, Aug. 16 at Texas (9-3 score)...Setback snapped Angels' all-time record streak of 13 consecutive wins by rookies before their first loss...Saunders had four wins, Jered Weaver eight and Dustin Moseley one in streak...Only two other



teams had rookies who combined to win even their first 10 decisions: the 1985 Blue Jays (11 by Ron Musselman, Tom Filer, and Steve Davis) and-applying the current criteria for rookie status-the 1884 St. Louis Maroons (10 by Charlie Hodnett and Perry Werden)...Struck out major league high eight batters, Sept. 19 at Kansas City...Worked longest outing as a major leaguer, Sept. 8 vs. Toronto (7.2 IP)...Tied Angels' season high eight runs allowed in a game, Aug. 27 vs. New York and earned runs allowed in an inning, Aug. 16 at Texas (3rd inn.).

- In 2005, was originally recalled by Angels from triple-A Salt Lake, Aug. 16, and made major league debut same day vs. Toronto...Received no decision in Angels' 4-3 loss (7.1 IP, 5 H, 2 R, 2 ER, 1 HR, 2 BB, 2 SO)...Was optioned Aug. 17 and recalled final time, Sept. 6...Second start with Angels came Sept. 14 at Seattle, receiving no decision in Angels' 10-9 loss (2 IP, 5 H, 6 R 6 ER, 2 HR, 2 BB, 2 SO).

MINOR LEAGUE SUMMARY:

- In 2006, began season at triple-A Salt Lake...Compiled 10-4 record with one complete game shutout and a 2.67 ERA (134.2 IP - 40 ER) in 21 games (20 starts)...Allowed 117 hits (12 HRs), walked 38 and struck out 97 batters...Named Angels' Minor League Pitcher of the Year...Also named Organization Pitcher of the Month for June (3-1, 1.77 ERA) and was selected to Triple-A All-Star Game...Ranked third in Pacific Coast League in ERA...Complete game shutout came May 24 vs. New Orleans...Struck out season-tying high nine batters in game (also April 27 at Tacoma, 7 IP & June 3 at Fresno, 8 IP).
- In 2005, began third professional season at double-A Arkansas...Registered 7-4 record with two complete games, one shutout and a 3.49 ERA (105.1 IP - 41 ER) in 18 starts...Allowed 107 hits (9 HR), walked 32 and struck out 80 batters...Tossed complete game, May 1 vs. San Antonio in the first game of a doubleheader (6-2 win; 7 IP, 3 H, 2 R, 0 ER, 6 SO) and complete game shutout, July 1 at Tulsa (4-0 score; 9 IP, 1 H, 2 BB, 6 SO, 1 WP)...Posted 2-0 record and 0.43 ERA (21 IP - 1 ER) in three starts in July, earning Organization Pitcher of the Month honors...Also named Texas League Pitcher of the Week for June 27-July 3...Strikeout high for season was 10, July 12 at San Antonio (7 IP)...Made nine starts at triple-A Salt Lake, recording 3-3 mark with one complete game shutout and a 4.58 ERA (55 IP - 28 ER)...Allowed 65 hits (3 HR), walked 21 and struck out 29...Blanked Las Vegas on one-hit, July 23 at Salt Lake in first game of doubleheader (4-0 score; 7 IP, 1 H, 4 BB, 7 SO)...Overall, was 10-7 with three complete games, two shutouts and a 3.86 ERA in 27 starts to earn Angels' Organization Pitcher of the Year.
- In 2004, began third professional season at single-A Rancho Cucamonga...Registered 9-7 with 3.41 ERA (105.2 IP - 40 ER) in 19 starts...Allowed 106 hits in 105.2 innings, walking 23 while striking out 76...Opponents batted .265 against him...Promoted to double-A Arkansas, posting 4-3 mark with 5.77 ERA (39 IP - 25 ER) in eight starts...Struck out 25 while walking 14...Opponents batted .327 against him.
- In 2003, missed entire season due to fraying of labrum in left shoulder.
- In 2002, began first professional season at rookie-level Provo, going 2-1 with 3.62 ERA (32.1 IP - 13 ER) in eight starts...Allowed only one home run in 40 hits...Struck out 21 while walking 11...Promoted to single-A Cedar Rapids, posting 3-1 record and 1.88 ERA (28.2 IP - 6 ER) in five starts...Struck out 27 while walking only nine and owned .168 average against.

PERSONAL/MISC:

- Joseph Francis Saunders III.
- Involved in several community endeavors with Angels.
- Played college baseball at Virginia Tech University...Owned 27-7 career record for Virginia Tech...27 career wins tied him for third in Hokies career records.
- He received special dispensation from MLB Commissioner Bud Selig to wear a Virginia Tech cap during the April 20, 2007, game against the Seattle Mariners in honor of the victims of the Virginia Tech massacre...Saunders also wore the initials "VT" on his cleats and drew the Virginia Tech logo on the back of the pitcher's mound before the start of the game (he also got the win after pitching six shutout innings in the Halos' 8-4 victory).
- Signed by Angels scout Chris McAlpin.

SAUNDERS' LIFETIME PITCHING RECORD

Year	Club	W-L	ERA	G	GS	CG	GF	SHO	SV	IP	H	R	ER	HR	HB	BB	IBB	SO	WP	BK	BA
2002	-Provo	2-1	3.62	8	8	0	0	0	0	32.1	40	19	13	1	11	0	21	3	0	.305	
	-Cedar Rapids	3-1	1.88	5	5	0	0	0	0	28.2	16	7	6	2	2	9	0	27	2	0	.168
2003										Injured - Did Not Play											
2004	-Cucamonga	9-7	3.41	19	19	0	0	0	0	105.2	106	49	40	13	5	23	0	76	5	1	.265
	-Arkansas	4-3	5.77	8	8	0	0	0	0	39	51	26	25	5	5	14	0	25	2	0	.327
2005	-Arkansas	7-4	3.49	18	18	2	0	1	0	105.1	107	52	41	9	3	32	0	80	2	0	.263
	-Salt Lake	3-3	4.58	9	9	1	0	1	0	55	65	38	28	3	1	21	0	29	1	0	.304
	-LAA	0-0	7.71	2	2	0	0	0	0	9.1	10	8	8	3	0	4	0	4	1	0	.270
2006	-Salt Lake	10-4	2.67	21	20	1	1	1	0	134.2	117	44	40	12	3	38	0	97	2	0	.234
	-LAA	7-3	4.71	13	13	0	0	0	0	70.2	71	42	37	6	1	29	1	51	2	1	.264
2007	-LAA	8-5	4.44	18	18	0	0	0	0	107.1	129	56	53	11	1	34	1	69	3	0	.298
	-Salt Lake	4-7	5.11	14	14	0	0	0	0	86.1	89	53	49	10	1	20	0	84	6	0	.260
2008	-LAA	17-7	3.41	31	31	1	0	0	0	198	187	82	75	21	6	53	2	103	3	0	.253
Major Totals		32-15	4.04	64	64	1	0	0	0	385.1	397	188	173	41	8	120	2	227	9	1	.268
Minor Totals		42-30	3.71	102	101	4	1	3	0	587.2	591	288	242	55	21	168	0	439	23	1	.263



40-MAN ROSTER

2009 ANGELS INFORMATION GUIDE

2008

CAREER

2008

CAREER

	W-L-S	ERA	G	IP	ER	W-L-S	ERA	G	IP	ER	W-L-S	ERA	G	IP	ER	W-L-S	ERA	G	IP	ER	
Angels	—	—	—	—	—	—	—	—	—	—	—	—	—	—	—	—	—	—	—	—	—
Baltimore	2-0-0	4.08	3	17.2	8	4-0-0	4.40	5	28.2	14	March	—	—	—	—	—	—	—	—	—	—
Boston	2-0-0	3.38	3	48.2	7	4-0-0	2.89	6	37.1	12	April	5-0-0	2.08	6	43.1	10	7-0-0	2.04	9	61.2	14
Chicago	2-0-0	1.72	2	15.2	3	2-1-0	3.96	4	25.0	11	May	3-2-0	3.69	5	31.2	13	3-2-0	3.69	5	31.2	13
Cleveland	0-0-0	2.77	2	13.0	4	2-2-0	2.03	4	26.2	6	June	3-2-0	3.77	5	31	13	4-2-0	3.98	7	43	19
Detroit	0-1-0	6.35	2	11.1	8	0-1-0	4.50	4	24.0	12	July	3-1-0	3.21	5	33.2	12	5-1-0	3.06	8	53	18
Kansas City	—	—	—	—	—	—	—	—	—	—	Aug.	0-2-0	6.93	5	24.2	19	6-6-0	5.15	18	99.2	57
Minnesota	1-1-0	4.05	2	13.1	6	—	—	—	—	—	Sept.	3-0-0	2.14	5	33.2	8	7-4-0	4.86	17	96.1	52
New York	0-0-0	3.86	1	7.0	3	2-1-0	3.54	3	20.1	8	Oct.	—	—	—	—	—	—	—	—	—	—
Oakland	3-1-0	3.18	4	22.2	8	1-1-0	7.63	3	15.1	13	Home	7-4-0	4.27	16	99.0	47	15-9-0	4.58	36	210.1	107
Seattle	3-0-0	3.29	4	27.1	10	5-2-0	4.44	9	48.2	24	Road	10-3-0	2.55	15	99.0	28	17-6-0	3.39	28	175.0	66
Tampa Bay	0-2-0	7.59	2	10.2	9	0-2-0	4.61	7	41.0	21	Pre-ASG	12-5-0	3.07	18	120.1	41	15-5-0	3.05	23	150.2	51
Texas	1-1-0	1.93	2	14.0	3	0-2-0	7.59	2	10.2	9	Post-ASG	5-2-0	3.94	13	77.2	34	17-10-0	4.68	41	234.2	122
Toronto	—	—	—	—	—	3-3-0	4.65	7	40.2	21	Starter	17-7-0	3.41	31	198.0	75	32-15-0	4.04	64	385.1	173
Arizona	—	—	—	—	—	1-2-0	3.62	4	27.1	11	Reliever	—	—	—	—	—	—	—	—	—	—
Atlanta	1-0-0	0.00	1	7.1	0	—	—	—	—	—	—	—	—	—	—	—	—	—	—	—	—
Chicago	—	—	—	—	—	—	—	—	—	—	—	—	—	—	—	—	—	—	—	—	—
Cincinnati	—	—	—	—	—	—	—	—	—	—	—	—	—	—	—	—	—	—	—	—	—
Colorado	—	—	—	—	—	—	—	—	—	—	—	—	—	—	—	—	—	—	—	—	—
Florida	—	—	—	—	—	—	—	—	—	—	—	—	—	—	—	—	—	—	—	—	—
Houston	—	—	—	—	—	—	—	—	—	—	—	—	—	—	—	—	—	—	—	—	—
Los Angeles	1-1-0	2.92	2	12.1	4	1-1-0	2.92	2	12.1	4	—	—	—	—	—	—	—	—	—	—	—
Milwaukee	—	—	—	—	—	—	—	—	—	—	—	—	—	—	—	—	—	—	—	—	—
New York	—	—	—	—	—	—	—	—	—	—	—	—	—	—	—	—	—	—	—	—	—
Philadelphia	1-0-0	2.57	1	7.0	2	1-0-0	2.57	1	7.0	2	—	—	—	—	—	—	—	—	—	—	—
Pittsburgh	—	—	—	—	—	0-0-0	6.00	1	6.0	4	—	—	—	—	—	—	—	—	—	—	—
St. Louis	—	—	—	—	—	—	—	—	—	—	—	—	—	—	—	—	—	—	—	—	—
San Diego	—	—	—	—	—	—	—	—	—	—	—	—	—	—	—	—	—	—	—	—	—
San Francisco	—	—	—	—	—	—	—	—	—	—	—	—	—	—	—	—	—	—	—	—	—
Washington	—	—	—	—	—	—	—	—	—	—	—	—	—	—	—	—	—	—	—	—	—

CAREER PITCHING AT MAJOR LEAGUE PARKS

AL	W-L-S	ERA	G	IP	ER	Yankee Stadium	1-0-0	3.00	1	6.0	2
Angel Stadium	15-9-0	4.58	36	210.1	107	NL	W-L-S	ERA	G	IP	ER
Camden Yards	2-0-0	5.40	2	11.2	7	Citizens Bank Park	1-0-0	2.57	1	7.0	2
Comerica Park	0-0-0	2.63	2	13.2	4	Dodger Stadium	0-1-0	3.60	1	5.0	2
Fenway Park	3-0-0	2.75	3	1.2	6	Miller Park	1-0-0	1.35	1	6.2	1
Kauffman Stadium	1-0-0	1.29	1	7.0	1	—	—	—	—	—	—
McAfee Coliseum	2-0-0	1.32	2	13.2	2	—	—	—	—	—	—
Metrodome	2-0-0	1.20	2	15.0	2	—	—	—	—	—	—
Progressive Field	0-0-0	5.40	1	5.0	1	—	—	—	—	—	—
Rangers Ballpark	0-3-0	9.77	3	15.2	17	—	—	—	—	—	—
Rogers Centre	0-1-0	3.86	1	7.0	3	—	—	—	—	—	—
Safeco Field	2-0-0	5.65	3	14.1	9	—	—	—	—	—	—
Tropicana Field	0-1-0	1.50	1	6.0	1	—	—	—	—	—	—
U.S. Cellular Field	2-0-0	1.66	3	21.2	4	—	—	—	—	—	—

DIVISION SERIES TOTALS

Year	Club, Opp.	W-L	ERA	G	GS	CG	SHO	SV	IP	H	R	ER	BB	SO
2008	LAA, Bos.	0-0	7.71	1	1	0	0	0	4.2	5	4	4	4	2

ALL-STAR GAME RECORD

Year	Club, Site	W-L	ERA	G	GS	CG	SHO	SV	IP	H	R	ER	BB	SO
2008	A.L., NYY	0-0	0.00	1	0	0	0	0	1	1	0	0	0	0

MAJOR LEAGUE HITTING TOTALS

AVG	AB	H	HR	RBI
.000	3	0	0	0

CAREER FIELDING

POS	PCT	G	PO	A	E	TC	DP
P	1.000	64	12	57	0	69	6

SAUNDERS' BESTS

Season	Game
Wins 17 — 2008	SO 9 — vs. Texas, 9-29-08
ERA 3.41 — 2008	IP 8.1 — at CWS, 5-23-08
IP 198 — 2008	Win Streak 8 — July 19, 2006-Aug. 7, 2007
SO 103 — 2008	



SCOT SHIELDS

62

RIGHT-HANDED PITCHER

BATS: Right THROWS: Right HT.: 6-1 WT.: 180

AGE: 33

BORN: July 22, 1975

BIRTHPLACE: Ft. Lauderdale, FL RESIDES: Northville, MI

MARRIED: Jaimie McGovern, Oct. 20, 2000

CHILDREN: Kayla, Ella

ACQUIRED: Selected in 38th round of 1997 free agent draft

SIGNED THRU: 2010

M.L. SERVICE: 6 yrs., 146 days



2008 SEASON:

- Workhorse reliever appeared in 64 games going 6-4 with four saves, 31 holds and a 2.70 ERA (63.1 IP - 19 ER)...His 31 holds led the AL as he has led AL in holds each of last three seasons (2006-08)...Fashioned a 2.11 ERA (21.1 IP - 5 ER) over his last 24 outings...Halos were 52-12 in games he appeared...Had 15-inning scoreless streak (May 16 - June 22), longest by Angel reliever in 2008...Became third Angel (4th time) to log four strikeouts in one inning, July 21 at Philadelphia (1 BB, 4 SO, 1 WP)...Returned from 15-day DL April 5...Placed on DL, March 29 (retro to March 21), due to tightness in right forearm.

GREAT SCOT!

Over the last five seasons (2004-08), Scot Shields' 425 innings pitched are most by any reliever in the Majors...He has also led the AL in holds in each of the last three seasons (31 in '08, 31 in '07 & 31 in '06).

CAREER HIGHLIGHTS:

- Over last five seasons (2004-08), his 425 innings pitched are most by any reliever in the Majors...His 432 strikeouts over the same span rank third among MLB relievers...His 93 holds over the last three seasons (2006-08) are most in AL...His 41 career relief wins are most in club history...Pitched in the same game with Francisco Rodriguez 244 times, the second highest total for any teammates in MLB history (Dennis Eckersley and Rick Honeycutt, 248)...Pitched for USA in World Baseball Classic in 2006 (3 G, 3.2 IP, 1 H, 0 R, 1 BB, 2 SO)...In 2005, his 78 appearances established a club record as he led AL relievers with 91.2 IP...Ranked second in AL with 98 K's and 32 holds...In 2004, led AL in innings pitched by reliever (105.1)...109 strikeouts ranked second most by Angels reliever in club history (sixth Angel reliever to reach 100 strikeouts all-time)...Along with Rodriguez, became first pair of relievers to reach 100 strikeouts in same season in club annals and first duo to accomplish feat in major leagues since Armando Benitez (106) and Arthur Rhodes (102) for Baltimore in 1997...Is 4-6 with a 3.97 ERA (81.2 IP - 36 ER) in 14 major league starts lifetime...In 2003, earned run average at home was 1.83, the best in major leagues...In 2002, average against as reliever was .176, best in AL (min. of 45 IP)...ERA of 1.96 as a reliever would have ranked 4th best in AL among relievers if he qualified (eight innings shy).

POST-SEASON EXPERIENCE:

- Appeared in all four games of 2008 Division Series vs. Boston going 0-1 with a 4.76 ERA (5.2 IP, 6 H, 3 R, 3 ER, 1 BB, 7 SO)...Suffered loss in Game 4 at Fenway Park (1.2 IP, 2 H, 1 R, 1 ER, 3 SO)...In 2007, pitched in Games 2 & 3 of ALDS vs. Boston, posting a 2.25 ERA (4 IP, 0 H, 1 R, 1 ER, 4 BB, 4 SO)...In 2005, appeared in four games of ALDS vs. New York, registering 1-1 record and 3.60 ERA (5 IP, 4 H, 2 R, 2 ER, 3 BB, 5 SO)...Picked up win in Angels' 11-7 victory in Game 3 at Yankee Stadium and suffered 3-2 loss in Game 4 at Yankee Stadium...Appeared in four games of ALCS vs. Chicago, posting no record and 0.00 ERA (6 IP, 4 H, 1 BB, 5 SO)...In 2004, appeared in two ALDS games vs. Boston, posting no record and 6.00 ERA (3 IP - 2 ER)...In 2002, was one of six Angel rookies to appear in World Series in '02...Made post-season debut in Game 5 of at Pac Bell Park (1.2 IP, 5 H, 5 R, 1 ER, 2 HR, 1 SO)...Allowed HRs to Jeff Kent and Rich Aurilia...Marked lone appearance of '02 playoffs.

MAJOR LEAGUE SUMMARY:

- Completed 2007 season with 4-5 record, two saves and 3.86 ERA (77 IP - 33 ER) in 71 games with Angels...Allowed 62 hits (7 HR), walked 33 and struck out 77...71 games pitched led club and ranked 10th in AL...Worked 1.1 scoreless innings (3 SO) Sept. 7 vs. Cleveland to earn 35th career relief win...With win, passed Dave LaRoche for most victories by a reliever in Angels' history...Led AL with 31 holds...Led AL with 31 holds in 2006...Longest outing was three innings pitched, July 7 at New York (1 H, 1 BB)...Tossed Angels season-best 24.2 scoreless innings, May 25-July 15...Strikeout high was four, May 4 vs. Chicago (2 IP)...Was 2-0 with a 0.00 ERA (14.2 IP) in 11 games in June...ERA was 1.70 prior to All-Star break and 7.36 after...Posted 56 scoreless outings, including 10 of final 14 appearances...Angels were 56-15 in games he pitched...Opponents batted .220 against him...Signed to four-year contract extension through 2010 on March 29, 2007.



40-MAN ROSTER

2009 ANGELS INFORMATION GUIDE

LEGEND OF RUBBER ARM

Most don't believe the story but it is true – Scot Shields DID pitch 16 innings in a game for Lincoln Memorial University on March 16, 1996...He threw approximately 260 pitches in a losing effort (16 IP, 12 H, 7 R, 5 ER, 9 BB, 7 SO, 71 BF).

- In 2006, completed season with 7-7 record, two saves and a 2.87 ERA (87.2 IP – 28 ER) in 74 games with Angels...Allowed 70 hits (8 HRs), walked 24 and struck out 84 batters...Led club in games pitched and wins by reliever (tied)...Led Majors with 31 holds...Among AL leaders, ranked fourth in games pitched...74 games ranked second highest in single season in club history, behind own mark of 78 set in 2005...Saves came April 18 at Minnesota and Sept. 25 vs. Texas.
- In 2005, completed season with 10-11 record, seven saves and a 2.75 ERA (91.2 IP – 28 ER) in 78 games with Angels...Marked fifth season on roster and third full season in major leagues...Opening Day on roster marked third of career...Led bullpen in ERA and games pitched...78 appearances established club record by a pitcher (previously 72 by Minnie Rojas in 1967)...Posted career-high 10th win of season, Oct. 1 at Texas (1.1 IP, 1 H, 2 SO)...11 losses ties Mark Clear (1980) for most single-season relief losses in club history...Was on mound for six walk-off wins by opponents...Led AL relievers 91.2 IP and ranked second with 98 K's and 32 holds...Led AL relievers with 105.1 IP in 2004...Limited lefties to .199 clip (34/171)...Was 5 for 6 in save chances as closer when Francisco Rodriguez was on DL, May 15-31, and was 7-for-13 in save opportunities overall...Was first Angel pitcher with 10 relief wins in a season since Shigetoshi Hasegawa in 2000 (10)...Became 18th pitcher in ML history to record at least 10 wins and 10 losses in a season without making a start...Last player to do so was Dan Spillner (12-10) for Cleveland in 1982...The other Angel to do so was Mark Clear in 1980 (11-11).
- In 2004, spent eighth professional season with Angels...Finished campaign with 8-2 record, four saves and a 3.33 ERA (105.1 IP – 39 ER) in 60 games...Allowed 97 hits (6 HR), walked 40 and struck out 109 batters (3rd in AL – relievers)...Led Angels' relievers in wins and innings pitched (tops in AL)...Worked three innings five times on season (all outings were scoreless)...Suffered first loss as reliever, June 24 vs. Oakland (2.2 IP, 2 H, 1 R, 1 ER, 1 HR, 5 SO) since Aug. 26, 2002, snapping a club record of eight consecutive wins by a reliever...Threw 22 consecutive scoreless innings pitched (9 H, 5 BB, 23 SO), May 6-June 11, longest scoreless stretch by Angels' reliever this season...Was member of MLB All-Star squad that participated in Japan Series...Posted no record and 0.00 ERA (2.2 IP, 1 H, 2 SO) in four games pitched.
- In 2003, spent seventh professional season with Angels...Finished campaign with 5-6 record, one save and a 2.85 ERA (148.1 IP – 47 ER) in 44 games (13 starts)...Began season as reliever, posting 1-0 mark, one save and 1.68 ERA (69.2 IP – 13 ER)...Registered first career save, April 13 vs. Oakland (3 IP, 2 H, 1 BB, 5 SO)...Was leading AL reliever with 69.2 innings before move to starting rotation...As starter, was 4-6 with a 3.89 ERA (78.2 IP – 34 ER)...Made second career start, April 26 vs. Boston, defeating John Burkett and Boston, 3-1 (5.1 IP, 5 H, 1 ER, 5 SO)...Marked first career win as starter...Struck out career best nine batters, Sept. 23 vs. Seattle (8 IP)...Total equaled most by Angel in season (John Lackey)...Longest outing was eight innings pitched, Sept. 17 vs. Oakland and Sept. 23 vs. Seattle...In final three starts, was 1-1 with a 1.17 ERA (23 IP, 12 H, 3 R, 3 ER, 2 BB, 17 SO, 1 HB, 1 WP).
- In 2002, was recalled by Angels from triple-A Salt Lake, June 14...Allowed five earned runs in first 11 innings before settling in as key component to bullpen's success, allowing just seven earned runs over final 38 outings (1.66 ERA)...As reliever, opponents hit .176, best in AL (min. of 45 IP)...1.96 ERA as reliever would have ranked 4th best in AL among relievers if he qualified (eight innings shy)...Had 15-inning scoreless stretch (Aug. 29-Sept. 21), equalling longest by an Angels' reliever in '02 (Brendan Donnelly)...Included in scoreless streak was hitless stretch of 11.2 innings...Made first ML start, Sept. 27 vs. Seattle (had made 68 career starts in minors)...Did not receive decision in outing (3 IP, 4 H, 2 R, 2 ER, 2 BB, 2 SO, 1 WP)...Earned first ML win, July 5 vs. Tampa Bay (1 IP, 1 H, 1 SO)...Welcomed birth of first child (Kayla Madison) on last day of season, Sept. 29.
- In 2001, was recalled by Angels, May 25...Made major league debut, May 26 at Tampa Bay (1.1 IP, 1 H, 1 BB)...Optioned to Salt Lake, June 8...Also recalled, June 27, and optioned, July 19...Did not allow an earned run in eight relief appearances for Angels...Allowed one unearned run on eight hits and seven walks, posting seven strikeouts...Posted first major league strikeout, June 3 vs. Kansas City (Raul Ibanez).

MINOR LEAGUE SUMMARY:

- In 2002, was 2-2 with one save and 3.06 ERA (47 IP - 16 ER) in team-leading 28 appearances (one start) for triple-A Salt Lake before recall...Had just six walks in 47 innings with 50 strikeouts (better than 8-to-1 SO/BB ratio).
- In 2001, began fifth professional season at triple-A Salt Lake, compiling 6-11 record and 4.97 ERA (137.2 IP - 76 ER) with club-high four complete games in 21 starts...Allowed just 31 walks while striking out 104...Longest outing was nine innings, Aug. 13 at Tacoma in Stingers' 7-3 win...Allowed season-low three hits in same contest...Struck out season-high nine batters twice.
- In 2000, spent fourth professional season at triple-A Edmonton...Posted 7-13 record with four complete games, one shutout and 5.41 ERA (163 IP - 98 ER) in 27 starts...Allowed 158 hits (16 HR), walked 82 and struck out 156 in that span...Established career highs in losses, starts and complete games...Led PCL in strikeouts, setting franchise record (Jay Witasick - 155 in 1997)...Also ranked tied for third in complete games and fifth in innings pitched...Led club in starts, complete games, shutouts (tied), innings pitched and strikeouts...Complete games came June 18 vs. Omaha (3-2 win), July 21 at Oklahoma (8-2 win), Aug. 5 at Las Vegas (1st game; 6-0 win) and Aug. 20 at Las Vegas (2-0 loss)...In shutout, limited Las Vegas to two hits (7 IP, 6 BB, 8 SO)...Strikeout best was 12, April 16 at Colorado Springs (7 IP; 1st start of season).
- In 1999, began third professional season at single-A Lake Elsinore of California League, posting 10-3 record with two complete games, one shutout and 2.52 ERA (107.1 IP - 30 ER) and one save in 24 games (nine starts)...Struck out 113 batters while allowing 91 hits and 39 walks...Hurled complete game three-hit shutout (4 BB, 8 SO), July 7 at Stockton...In nine starts, was 4-1 with 2.08 ERA (69.1 IP - 16 ER)...Struck out 77 batters while allowing 55 hits and 19 walks...Struck out season-high 13 hitters (8 IP), June 12 vs. Rancho Cucamonga...In relief, posted 6-2 record with 3.32 ERA (38 IP - 14 ER) and one save in 15 contests...Named as participant for California League All-Star Game and was selected to California League All-Star Team Pitcher (post-season award)...Had contract transferred to double-A Erie, July 14...Was 4-4 with one shutout and 2.89 ERA (74.2 IP - 24 ER) in 10 starts...Struck out 81 batters while allowing 57 hits and 26 walks...Recorded complete game six-hit shutout (0 BB, 12 SO), Aug. 2 vs. Akron...Earned organization's Minor League Pitcher of Year.



40-MAN ROSTER

2009 ANGELS INFORMATION GUIDE

CAREER PITCHING AT MAJOR LEAGUE PARKS

AL	W-L-S	ERA	G	IP	ER	NL	W-L-S	ERA	G	IP	ER
Angel Stadium	32-14-10	2.58	222	335.0	96	AT&T Park	1-0-0	4.50	1	2.0	1
Camden Yards	1-1-1	1.50	9	12.0	2	Busch Stadium	0-0-0	0.00	2	2.1	0
Comerica Park	1-0-0	5.65	9	14.1	9	Busch Stadium I	0-0-0	0.00	1	3.0	0
Fenway Park	0-3-0	13.85	15	13.0	20	Chase Field	0-0-0	0.00	1	2.0	0
Kauffman Stadium	2-0-0	2.81	10	16.0	5	Citizens Bank Park	0-0-0	0.00	2	2.2	0
McAfee Coliseum	0-7-0	5.40	23	33.1	20	Coors Field	0-0-0	0.00	1	2.0	0
Metrodome	0-1-1	2.79	8	9.2	3	Dodger Stadium	0-1-1	4.38	6	12.1	6
Progressive Field	0-1-2	1.93	6	14.0	3	Great American Ballpark	0-0-0	0.00	2	3.1	0
Rangers Ballpark	3-2-2	2.95	30	39.2	13	H. Bithorn Stadium, P.R.	0-0-0	0.00	2	2.1	0
Rogers Centre	0-2-0	1.80	10	15.0	3	Miller Park	0-1-0	9.00	3	3.0	3
Safeco Field	2-0-2	1.91	21	33.0	7	Minute Maid Park	0-0-0	0.00	1	1.0	0
Tropicana Field	0-1-0	1.54	10	11.2	2	Nationals Park	0-1-0	6.75	1	1.1	1
U.S. Cellular Field	0-2-0	3.05	13	20.2	7	PNC Park	1-0-0	0.00	1	2.0	0
Yankee Stadium	1-1-0	2.14	14	21.0	5	Shea Stadium	1-0-0	0.00	2	3.2	0
						Turner Field	0-0-0	0.00	2	2.0	0

WORLD BASEBALL CLASSIC TOTALS

Year	Club	W-L	ERA	G	GS	CG	SHO	SV	IP	H	R	ER	BB	SO
2006	USA	0-0	0.00	3	0	0	0	0	3.1	1	0	0	1	2

DIVISION SERIES TOTALS

Year	Club, Opp.	W-L	ERA	G	GS	CG	SHO	SV	IP	H	R	ER	BB	SO
2002	Ana., NYY													
							Did Not Appear							
2004	Ana., Bos.	0-0	6.00	2	0	0	0	0	3	5	2	2	1	3
2005	LAA, NYY	1-1	3.60	4	0	0	0	0	5	4	2	2	3	5
2007	LAA, Bos.	0-0	2.25	2	0	0	0	0	4	0	1	1	4	4
2008	LAA, Bos.	0-1	4.76	4	0	0	0	0	5.2	6	3	3	1	7
Totals		1-2	4.08	12	0	0	0	0	17.2	15	8	8	9	19

LEAGUE CHAMPIONSHIP SERIES TOTALS

Year	Club, Opp.	W-L	ERA	G	GS	CG	SHO	SV	IP	H	R	ER	BB	SO
2002	Ana., Min.													
							Did Not Appear							
2005	LAA, CWS	0-0	0.00	4	0	0	0	0	6	4	0	0	1	5

WORLD SERIES TOTALS

Year	Club, Opp.	W-L	ERA	G	GS	CG	SHO	SV	IP	H	R	ER	BB	SO
2002	Ana., SF	0-0	5.40	1	0	0	0	0	1.2	5	5	1	0	1

MAJOR LEAGUE HITTING TOTALS

AVG	AB	H	HR	RBI
.000	3	0	0	0

CAREER FIELDING

POS	PCT	G	PO	A	E	TC	DP
P	.940	428	55	86	9	150	7

SHIELDS' BESTS

Season	Game
Wins	10 — 2005
ERA	2.20 — 2002
IP	148.1 — 2003
SO	111 — 2003
SV	7 — 2005
SO	9 — vs. Sea., 9-23-03
IP	8 — vs. Sea., 9-23-03 & vs. Oak., 9-17-03
Win Streak	8 — Sept. 11, 2003-June 21, 2004



JUSTIN SPEIER

33

RIGHT-HANDED PITCHER

BATS: Right THROWS: Right HT.: 6-3 WT.: 205

AGE: 35

BORN: Nov. 6, 1973

BIRTHPLACE: Walnut Creek, CA RESIDES: Paradise Valley, AZ

ACQUIRED: Signed as major league free agent, Nov. 19, 2006

SIGNED THRU: 2010

M.L. SERVICE: 9 yrs., 82 days



2008 SEASON:

- Struggled in second season with **Angels**, going 2-8 with a 5.03 ERA (68 IP - 38 ER) in 62 relief outings...Eight losses matched career-high (3-8) set in 2004 with Blue Jays...Had a 3.18 ERA in 13 outings in April (11.1 IP - 4 ER)...Logged a 5.53 ERA in 47 games after April (55.1 IP - 34 ER)...Led Angels' pitching staff with eight wild pitches...Strikeout of Jack Cust to end game April 30 vs. Oakland was No. 500 for his career...Named Angels' recipient of the 2008 Roberto Clemente Award...Speier was one of 30 Major League Club nominees for the national 2008 Roberto Clemente Award, which is given annually to the MLB player who combines outstanding skills on the baseball field with devoted work in the community.

CAREER HIGHLIGHTS:

- In 2006, had club-high 25 holds which ranked fifth in AL with **Toronto**...In 2002, stranded a major-league best 33-of-35 (.943) inherited runners with **Colorado**...Was best percentage of any reliever since statistic was first recorded in 1987...Previous record for a pitcher with at least 30 base runners was 93.5% (29/31) by Dennis Eckersley in 1992.

POST-SEASON EXPERIENCE:

- In 2007, made first appearance in post-season play in career...Appeared in Game 2 & 3 of ALDS vs. Boston, posting 0-1 record and 27.01 ERA (1.2 IP, 4 H, 5 R, 5 ER, 1 BB)...Loss came in Game 2 at Boston (1.1 IP, 1 H, 1 R, 1 ER).

MAJOR LEAGUE SUMMARY:

- Completed first season with **Angels** in 2007, registering 2-3 record and 2.88 ERA (50 IP - 16 ER) in 51 games...Allowed 36 hits (6 HR), walked 12 and struck out 47...Stranded 30 of 36 inherited runners...Opponents batted .202 (36/178) against him...Held first batters faced to .167 clip (8/48)...Worked one scoreless inning (1 H), Aug. 6 vs. Boston to receive first win as an Angel...Posted 1.69 ERA (16 IP - 3 ER) in 15 games in April and 0.79 ERA (11.1 IP - 1 ER) in 13 Sept. outings...Was 1-2 with a 2.61 ERA at home and 1-1 with a 3.32 ERA on road...Longest outing was two innings, April 2 vs. Texas (first game as Angel)...Strikeout high was three, July 14 vs. Texas (1 IP)...Placed on DL May 8 (retro to April 30) due to a non-baseball related medical condition (intestinal infection)...In multiple rehabilitation assignments, posted a 0-0 record and 0.00 ERA (3 IP) in two starts with Angels' rookie club of Arizona League and a 1-0 record and 3.00 ERA (9 IP - 3 ER) in two stints (8 games, 3 starts) at single-A Rancho Cucamonga...Activated from DL July 13 (missed 64 games)...Inked four-year deal with Angels on Nov. 19, 2006.
- In 2006, finished 2-0 with a 2.98 ERA in 58 relief appearances with **Toronto**...Had club high 25 holds which ranked fifth in AL...58 appearances ranked third most on club...Was placed on 15-day disabled list, Aug. 4, with right forearm strain...Activated Sept. 10...Retired 40 of 58 first batters faced (69%), and stranded 19 of 36 inherited runners (53%)...Struck out at least one batter in 15 of last 17 outings...Held batters to .235 batting average, third on club...Left-handed hitters were limited to .183 average (13-71)...Struck out more than a batter per inning (1.07) for second time in career and first since 2000.
- In 2005, was 3-2 with a 2.57 ERA in 65 appearances with **Toronto**...2.57 ERA ranked 12th among AL relievers...Ranked fifth among AL relievers in baserunners per nine innings (8.9)...In 66.2 IP, struck out 56 batters while walking just 15...Finished 36 games which ranked second on team (Batista-62) and 14th in the AL...Made 400th appearance of his career, Sept. 24 at NYY...Held opposing hitters to .198 batting average, which led team and ranked eighth among AL relievers...Opponents hit just .211 (19-90) with runners on base, which ranked 11th among AL relievers.
- In 2004, was 3-8 with a 3.91 ERA in 62 relief appearances in first season with **Toronto**...Picked up seven saves and finished 32 games...Was seven for 11 in save opportunities...Pitched three consecutive days on three occasions and posted a combined 2.22 ERA (9.0IP) in such outings... Made Blue Jays debut on April 5 vs. Detroit (0.1 IP)... Picked up first Blue Jays win on April 9 at Boston, first Toronto win of 2004 season...Recorded first save as Blue Jay on April 13 at Detroit (1 IP)...Was placed on disabled May 11 to June 7 with soreness in right elbow... From June 5-7 was on rehab assignment with Dunedin and appeared in two games (2 IP - 1 ER)...Missed 25 games while on DL... From April 17 to June 19 lost career high five consecutive decisions...All six of his saves in the second half came in month of Sept. (seven chances).

40-MAN ROSTER

2009 ANGELS INFORMATION GUIDE

- In **2003**, was 3-1 with nine saves and a 4.05 ERA in 72 games with **Colorado**...Set career highs in games, saves and innings pitched (73.1)...Stranded 23 of 30 inherited runners (77%)...Named co-closer (along with Brian Fuentes) in late-June by manager Clint Hurdle...On May 20 at Los Angeles allowed two inherited runners to score for the first time since June 6, 2001 vs. Houston...From May 6 to July 21, did not issue a non-intentional walk for 33 straight appearances (35.0 innings)...Suffered only loss on the season on May 9 at Florida when Juan Encarnacion hit a walkoff home run in the 11th...Converted nine of 12 save opportunities.
- In **2002**, was 5-1 with a 4.33 ERA in 63 games with **Colorado**...Set career-best with five wins...Stranded a major-league best 33-of-35 (.943) inherited runners...Was best percentage of any reliever since statistic was first recorded in 1987... The previous record for a pitcher with at least 30 base runners was 93.5% (29/31) by Dennis Eckersley in 1992...Pitched out of inherited bases-loaded jam on four occasions...Stranded 24 consecutive runners from May 27-Aug. 19... Led Rockies' relievers with five wins...Opened season on disabled list with inflammation of the right knee...Placed on 15-day DL March 31...Went on rehab assignment at Colorado Springs (AAA) before being reinstated May 6...Pitched in first game of the season, May 9 at Montreal (2 IP)...Did not allow a hit to left-hander until May 21 (Kotsay) and lefties went just 1-for-18 (.056)...Recorded first career save, May 28 at San Diego (147th career game)...Struck out career batter No. 200, July 19 vs. Milwaukee (Ryan Thompson)...Did not allow a home run in 36 appearances from May 17 to Aug. 6 (33.2 IP)...Won career-high fifth straight decision in longest outing of year, Sept. 15 vs. Los Angeles (2.1 IP).
- In **2001**, combined with **Cleveland** and **Colorado** was 6-3 with a 4.58 ERA in 54 games...Began season with Indians, appearing in 12 games (2-0, 6.97 ERA)...Had longest outing of career tossing 4.2 innings on May 17 at Texas...Was traded to Mets for player to be named later, May 19...Placed on waivers by Mets after not making single appearance and was claimed by Rockies, May 29...Pitched in nine games Colorado before being designated for assignment, June 25...Had his contract purchased July 22 after 11 appearances with Colorado Springs (AAA) and spent rest of season with Rockies...Averaged 1.93 walks-per nine innings (12/56.0), third best among NL relievers...Tied club record by striking out five consecutive hitters, June 18-21...Became third Rockies reliever to accomplish the feat, joining Gabe White who did it just six days earlier, June 16, and Darren Holmes, June 1, 1993 vs. Pittsburgh... Recorded first NL win on Aug. 17 vs. Florida (3.1IP, 1H).
- In **2000**, began season at triple-A Buffalo...Recalled by **Cleveland** May 25 and spent last four months in middle relief for Indians...68.1 innings ranked second on Tribe to Steve Karsay (76.2IP)... Won first Major League game on June 18 at Detroit, striking out career-best seven hitters in 3.2 innings.
- In **1999**, went to spring training with Florida Marlins but was dealt to **Atlanta**, April 1...Optioned to triple-A Richmond and appeared in two games before recall, April 14...Appeared in 19 games with Braves, posting 0- record and 5.65 ERA...Optioned back to Richmond, June 27, for remainder of season.
- In **1998**, began the season at triple-A Iowa...Made major league debut with **Chicago**, May 27 vs. Philadelphia... Threw 1.1 innings in debut (2 H, 2 ER), his only game with Chicago...Traded May 31 to **Florida**...Debuted with Marlins, Aug. 2 vs. Cincinnati, giving up three runs in 2.0 innings...Had a 2.60 ERA for Ponce de la Puerto Rican Winter League.

MINOR LEAGUE SUMMARY:

- In **2002**, opened season on disabled list with inflammation of right knee...Placed on 15-day DL March 31... Went on a rehab assignment at triple-A **Colorado Springs**, Pitched in 12 games, posting 2-0 record with two saves and a 3.86 ERA...Was reinstated from DL, May 6.
- In **2001**, made 11 appearances with triple-A **Colorado Springs**, posting 1-0 record with two saves and 1.46 ERA.
- In **2000**, began season at triple-A Buffalo...Was 0-0 with nine saves and a 4.15 ERA in 13 games before May 25 recall by Cleveland.
- In **1999**, was 2-4 with three saves and a 5.62 ERA in 27 games in two stints at triple-A **Richmond**.
- In **1998**, began the season at triple-A **Iowa**...Was 3-3 with 12 saves and a 5.05 ERA in 45 games...12 saves ranked fourth among all organizational relievers.
- In **1997**, split season between double-A **Orlando** and triple-A **Iowa**...Was promoted to Iowa, Aug. 12 and did not allow a run in eight games (12.1IP)...From Aug. 24-30, was named American Association's Pitcher of the Week... Allowed Sean Casey's game-winning three run homer in Game 3 of American Association Championship...Following season, he threw in Arizona Fall League where he was named leagues All-Prospect Team after tying for AFL lead with eight saves.
- In **1996**, was 2-4 with 13 saves and a 3.76 ERA in 33 games for single-A Daytona...Was named as a mid-season Florida State League All-Star...Promoted to double-A Orlando, July 3... Was 4-1 with a 2.05 ERA in 24 games...Added six saves for a combined 19 with both teams.
- In **1995**, began pro career at single A Williamsport in the New York-Penn League...Was 2-1 with 12 saves and a 1.49 ERA in 30 games.

PERSONAL/MISC:

- Justin James Speier (pronounced SPY-er).
- Was a United States Marine Corps reservist from 1991-95.
- Named Angels' recipient of the 2008 Roberto Clemente Award...Speier was one of 30 Major League Club nominees for the national 2008 Roberto Clemente Award, which is given annually to the MLB player who combines outstanding skills on the baseball field with devoted work in the community.

40-MAN ROSTER

2009 ANGELS INFORMATION GUIDE

- Organized visits with teammates to spend time with young patients at Children's Hospital of Orange County.
- Graduated from Brophy College Prep School (AZ) in 1991.
- Attended University of San Francisco and Nicholls State (LA) University.
- His father, Chris Speier, is former Major Leaguer and served as base coach for World Series Champion Arizona Diamondbacks in 2001 until retiring after postseason...Chris Speier played 19 seasons in major leagues, 1971-89, with San Francisco, Montreal, St. Louis, Minnesota and Chicago-NL.

SPEIER'S LIFETIME PITCHING RECORD

Year	Club	W-L	ERA	G	GS	CG	GF	SHO	SV	IP	H	R	ER	HR	HB	BB	IBB	SO	WP	BK	BA
1995	—Williamsport	2-1	1.49	30	0	0	22	0	12	36.1	27	6	6	1	1	4	0	39	0	0	.203
1996	—Daytona	2-4	3.76	33	0	0	29	0	13	38.1	32	19	16	3	2	19	3	34	5	0	.225
	—Orlando	4-1	2.05	24	0	0	19	0	6	26.1	23	7	6	2	2	5	1	14	0	0	.228
1997	—Orlando	6-5	4.48	50	0	0	20	0	6	78.1	77	46	39	8	3	23	0	63	2	2	.260
	—Iowa	2-0	0.00	8	0	0	4	0	1	12.1	5	0	0	0	0	1	0	9	0	0	.128
1998	—Iowa	3-3	5.05	45	0	0	33	0	12	51.2	52	31	29	10	5	19	1	49	6	0	.261
	—Chicago	0-0	13.50	1	0	0	0	0	0	1.1	2	2	2	0	0	1	0	2	1	0	.333
	—Florida	0-3	8.38	18	0	0	10	0	0	19.1	25	18	18	7	0	12	1	15	2	0	.325
1999	—Richmond	2-4	5.62	27	0	0	16	0	3	41.2	51	28	26	4	3	22	4	39	6	1	.293
	—Atlanta	0-0	5.65	19	0	0	8	0	0	28.2	28	18	18	8	0	13	1	22	0	0	.248
2000	—Buffalo	0-0	4.15	13	0	0	13	0	9	13	13	6	6	0	0	3	0	12	0	0	.255
	—Cleveland	5-2	3.29	47	0	0	12	0	0	68.1	57	27	25	9	4	28	3	69	7	1	.226
2001	—Cleveland	2-0	6.97	12	0	0	2	0	0	20.2	24	16	16	5	3	8	0	15	2	0	.293
	—Colorado	4-3	3.70	42	0	0	8	0	0	56	47	24	23	8	5	12	3	47	4	1	.229
	—Col. Springs	1-0	1.46	11	0	0	4	0	2	12.1	10	2	2	0	1	7	0	16	3	1	.227
2002	—Col. Springs(1)	2-0	3.86	12	0	0	5	0	2	14	20	7	6	2	1	3	1	14	1	0	.333
	—Colorado	5-1	4.33	63	0	0	7	0	1	62.1	51	31	30	9	3	19	4	47	1	2	.216
2003	—Colorado	3-1	4.05	72	0	0	31	0	9	73.1	73	37	33	11	7	23	6	66	0	0	.257
2004	—Toronto	3-8	3.91	62	0	0	32	0	7	69	61	32	30	8	5	25	6	52	4	0	.239
	—Dunedin(1)	0-0	4.50	2	2	0	0	0	0	2	3	1	1	1	0	0	0	2	0	0	.333
2005	—Toronto	3-2	2.57	65	0	0	36	0	0	66.2	48	20	19	10	3	15	2	56	1	1	.198
2006	—Toronto	2-0	2.98	58	0	0	8	0	0	51.1	47	18	17	5	1	21	3	55	4	0	.235
2007	—LAA	2-3	2.88	51	0	0	9	0	0	50	36	17	16	6	4	12	1	47	2	0	.202
	—Cucamonga(1)	1-0	3.00	8	3	0	0	0	0	9	10	3	3	1	0	5	0	7	1	1	.294
	—AZL Angels (1)	0-0	0.00	2	2	0	0	0	0	3	1	0	0	0	0	0	0	3	0	0	.111
2008	—LAA	2-8	5.03	62	0	0	19	0	0	68	69	41	38	15	6	27	5	56	8	0	.261
Angels Totals		4-11	4.12	112	0	0	28	0	0	118	105	58	54	21	10	39	6	103	10	0	.238
A.L. Totals		19-23	3.68	357	0	0	118	0	7	394	342	171	161	58	26	136	20	350	28	2	.238
N.L. Totals		12-8	4.63	215	0	0	64	0	10	241	226	130	124	43	15	80	15	199	8	3	.245
Major Totals		31-31	4.04	572	0	0	182	0	17	635	568	301	285	101	41	216	35	549	36	5	.237
Minor Totals		25-18	3.72	265	7	0	165	0	66	338.1	324	156	140	32	18	111	10	301	24	5	.251

(1) rehab assignment

Selected by the Chicago Cubs the 55th round in the June 1995 First Year Player Draft.

Traded to the Florida Marlins along with 3B Kevin Orie and RHP Todd Noel in exchange for LHP Felix Heredia and LHP Steve Hoff on July 31, 1998.

Traded to the Atlanta Braves in exchange for a player to be named later on April 1, 1999. Florida Marlins acquired LHP Matt Targac to complete the trade on June 11, 1999.

Claimed on waivers by the Cleveland Indians on Nov. 23, 1999.

Traded to the New York Mets in exchange for a player to be named later, May 19, 2001. Cleveland Indians acquired OF Brian Jenkins to complete the trade on May 21, 2001.

Claimed on waivers by the Colorado Rockies on May 29, 2001.

Traded to the Toronto Blue Jays as part of a three-way trade in which the Colorado Rockies received LHP Joe Kennedy from the Tampa Bay Devil Rays and a player to be named later from the Blue Jays; Devil Rays received LHP Mark Hendrickson from the Rockies on Dec. 14, 2003. Colorado Rockies acquired RHP Sandy Nin to complete the trade on Dec. 15, 2003.

Disabling Injuries: 2007 — Non-baseball related medical condition, April 30-July 12.

2006 — Strained right forearm, disabled Aug. 4-Sept. 10.

2004 — Soreness right elbow, disabled May 11-June 8.

2002 — Inflammation right knee, disabled March 31-May 6

SPEIER



RICH THOMPSON

63

RIGHT-HANDED PITCHER

BATS: Right THROWS: Right HT.: 6-1 WT.: 180

OPENING DAY AGE: 24

BORN: July 1, 1984

BIRTHPLACE: Hornsby, Australia RESIDES: Sydney, Australia

MARRIED: Ashley Beck, Jan. 26, 2008

ACQUIRED: Signed as a free agent, Feb. 13, 2002

SIGNED THRU: 2009

M.L. SERVICE: 39 days



2008 SEASON:

- Started the season pitching in two games for the **Angels** (0-0, 22.50) before being optioned to **Salt Lake** on April 5...Was recalled on April 26 and tossed one scoreless inning at Detroit before being optioned back to Salt Lake on April 28...Posted a 1-0 record with a 4.38 ERA (12.1 IP - 6 ER) in nine games at Salt Lake...Placed on disabled list on May 9 with right shoulder nerve inflammation...Activated off the disabled list on September 1 and recalled on the same day.

MINOR LEAGUE SUMMARY:

- In 2007, played at all levels during season, including single-A **Rancho Cucamonga**, double-A **Arkansas**, triple-A **Salt Lake** and **Angels**...Was 0-0 with a 0.00 ERA (2 IP, 1 H, 3 SO, 1 WP) in one appearance with **Rancho Cucamonga**...Pitched in 21 games (three starts) with **Arkansas**, posting 2-3 record and 2.01 ERA (49.1 IP - 11 ER)...Was 0-0 with 1.80 ERA (10 IP - 2 ER) as starter...Limited opponents to .193 (34-176) average against...Was 2-1 with a 0.87 ERA (20.2 IP - 2 ER) in 10 games on road...Finished 3-0 with one save and a 2.19 ERA (24.2 IP - 6 ER) in 16 games with **Salt Lake**...Save came July 27 vs. **Omaha** (2 IP, 1 SO)...Had contract selected by **Angels**, Sept. 1...Appeared in seven games, posting no record and 10.80 ERA (6.2 IP - 4 ER)...Made Major League debut, Sept. 1 vs. **Texas** (1 IP, 1 H, 2 SO)...Overall on season, walked 23 batters and struck out 94...Was MLB Futures Game World Team Selection.
- In 2006, split season between double-A **Arkansas** and triple-A **Salt Lake**...Was 3-4 with 10 saves and a 5.13 ERA (66.2 IP - 38 ER) in 42 games with **Travelers**...Led club in saves...30 games finished ranked fourth in Midwest League...Appeared in four games with **Bees**, posting 0-1 record, one save and 12.46 ERA (4.1 IP - 6 ER).
- In 2005, spent entire campaign at single-A **Rancho Cucamonga**...Was 6-8 with three saves and a 5.27 ERA (121.1 IP - 71 ER) in 42 games (15 starts)...Ranked tied for second on club in wins, fifth in games, fourth in starts, tied for third in saves, second in innings pitched and third in strikeouts (92)...Finished 2-5 with a 5.80 ERA (76 IP - 49 ER) as starter.
- In 2004, spent entire campaign at single-A **Rancho Cucamonga**...Was 3-2 with four saves and a 3.94 ERA (77.2 IP - 34 ER) in 41 games (five starts)...Ranked fifth on club in games pitched, third in saves and fourth in strikeouts (71)...Was 2-0 with a 2.93 ERA (27.2 IP - 9 ER) as a starter.
- In 2003, split season between single-A **Cedar Rapids** and single-A **Rancho Cucamonga**... Was 1-2 with nine saves and a 0.24 ERA (37.2 IP - 1 ER) in 31 games with **Cedar Rapids**...Walked 13 batters and struck out 54...Average against (.140) was tops in Midwest League...12.90 strikeouts per 9 IP ranked fifth in league...Was second on club in saves... Named to Midwest League All-Star Team...Finished 2-2 with eight saves and a 4.91 ERA (29.1 IP - 16 ER) in 24 games with **Quakes**...Ranked second on club in saves.
- In 2002, began professional career with **Angels** rookie club in **Mesa**...Posted 2-0 record with one save and a 2.70 ERA (23.1 IP - 7 ER) in 15 games...Walked nine batters and struck out 29...Average against was .167 ranking second in league.

PERSONAL/MISC:

- Richard Graeme Thompson.
- Graduated St. Ives High School (Sydney, AUS).
- Is a native of Hornsby, Australia...One of 25 Australian natives to appear in Majors (3rd Angel, also Trent Durrington and Craig Shipley)...One of only 11 Australians to be active on a Major League roster during 2008 season.
- Was originally signed by **Angels'** scout Grant Weir.

THOMPSON'S LIFETIME PITCHING RECORD

Year	Club	W-L	ERA	G	GS	CG	GF	SHO	SV	IP	H	R	ER	HR	HB	BB	IBB	SO	WP	BK	BA
2002	Angels (ASL)	2-0	2.70	15	0	0	2	0	1	23.1	14	12	7	0	1	9	0	29	1	1	.167
2003	Cedar Rapids	1-2	0.24	31	0	0	23	0	9	37.2	18	5	1	1	0	13	0	54	6	0	.140
	Cucamonga	2-2	4.91	24	0	0	18	0	8	29.1	28	19	16	4	2	18	1	33	5	0	.246
2004	Cucamonga	3-2	3.94	41	5	0	14	0	4	77.2	76	36	34	9	3	33	2	71	4	1	.259
2005	Cucamonga	6-8	5.27	42	15	0	14	0	3	121.1	132	76	71	20	2	53	0	92	12	2	.277
2006	Arkansas	3-4	5.13	42	0	0	30	0	10	66.2	52	39	38	13	4	27	0	60	6	1	.218
	Salt Lake	0-1	12.46	4	0	0	2	0	1	4.1	9	6	6	1	0	4	0	3	0	0	.500
2007	Cucamonga	0-0	0.00	1	0	0	0	0	0	2	1	0	0	0	0	0	0	3	1	0	.125
	Arkansas	2-3	2.01	21	3	0	7	0	0	49.1	34	15	11	5	3	14	1	50	3	1	.193
	Salt Lake	3-0	2.19	16	0	0	10	0	1	24.2	17	7	6	2	3	6	0	32	3	0	.193
	LAA	0-0	10.80	7	0	0	2	0	0	6.2	10	8	8	4	0	3	0	9	2	0	.345
2008	LAA	0-0	22.50	2	0	0	1	0	0	2	4	5	5	0	0	2	0	1	1	0	.400
	Salt Lake	1-0	4.05	10	0	0	5	0	0	13.1	12	6	6	1	1	9	0	11	1	0	.240
	Angels (ASL)	0-0	3.00	7	0	0	2	0	2	9	6	3	3	0	0	2	0	13	1	0	.194
Major Totals		0-0	13.50	9	0	0	3	0	0	8.2	14	13	13	4	0	5	0	10	3	0	.359
Minor Totals		23-22	3.90	254	23	0	130	0	39	458.2	399	224	199	56	19	188	4	451	43	6	.233



40-MAN ROSTER

2009 ANGELS INFORMATION GUIDE

MARK TRUMBO

35

INFIELDER

BATS: Right THROWS: Right HT.: 6-4 WT.: 220

OPENING DAY AGE: 23

BORN: Jan. 16, 1986

BIRTHPLACE: Anaheim, CA

RESIDES: Orange, CA

ACQUIRED: Selected in 18th round of 2004 free agent draft

(Signed, Aug. 14, 2004)

SIGNED THRU: 2009



2008 SEASON:

- In 2008, spent majority of season with **Rancho Cucamonga**...Batted .283 with 26 home runs and 68 RBI in 103 games...Was called up to double-A Arkansas on July 28 and went 5-for-5 with two home runs in his first appearance with the Travelers...Helped lead **Arkansas** to 2008 Texas League Championship...Finished 2008 season with a combined .281 average, leading **Angels** organization with 32 home runs and 93 RBI...Named to California League Post-Season All-Star team.

MINOR LEAGUE SUMMARY:

- In 2007, played second season at **Cedar Rapids**, batting .272 with 14 home runs...Collected a season-best four hits on April 28 against Lansing...Led club with 128 hits, 76 RBI, 128 games and 471 at-bats.
- In 2006, spent entire season at **Cedar Rapids** batting .220 with 13 home runs and 59 RBI in 118 games...Connected for a season-high four hits with one home run and two RBI on June 4 against Burlington.
- In 2005, began professional career at **Orem** batting .274 with 10 home runs and 45 RBI...Collected a season-high three hits with two home runs and four RBI on June 23 against Ogden...Tied for Pioneer League lead (with teammate Dallas Morris) in doubles (23) and ranked second in extra-base hits (34).

PERSONAL/MISC:

- Mark Daniel Trumbo.
- Attended Villa Park HS (CA), where he pitched and played infield...Earned High School All-America honors in 2005 after hitting .425 and went 10-2 with 2.20 ERA on mound...Named second team All-American in 2004 as utilityman.
- Turned down a scholarship to the University of Southern California after being selected in the 18th round of the 2004 free agent draft...Ranked by Baseball America as 31st best prospect in 2004 draft as right-handed pitcher.
- Grew up as Angels fan and lived 10 minutes from Angel Stadium.
- Originally signed by **Angels'** scout Tim Corcoran.

TRUMBO'S LIFETIME PLAYING RECORD

Year	Club	AVG	G	AB	R	H	2B	3B	HR	RBI	SH	SF	HBP	BB	IBB	SO	SB	CS	GDP	SLG	OBP	E
2005	Orem	.274	71	★299	45	82	★23	1	10	45	0	2	1	21	4	67	2	2	2	.458	.322	8
2006	Cedar Rapids	.220	118	428	43	94	19	0	13	59	0	7	3	44	1	99	5	5	8	.355	.293	18
2007	Cedar Rapids	.272	128	471	57	128	27	2	14	76	0	5	6	34	1	98	10	8	15	.427	.326	12
2008	Cucamonga	.283	103	407	70	115	28	2	26	68	0	2	3	26	4	67	7	3	12	.553	.329	20
	Arkansas	.276	32	123	13	34	7	1	6	25	2	2	0	7	0	29	1	2	5	.496	.311	2
MINOR TOTALS		.262	452	1728	228	453	104	6	69	273	2	18	13	132	10	360	25	20	42	.449	.316	60

★ led or tied for league lead

TRUMBO



JERED **WEAVER**

36

RIGHT-HANDED PITCHER

BATS: Right THROWS: Right HT.: 6-7 WT.: 205

OPENING DAY AGE: 26

BORN: Oct. 4, 1982

BIRTHPLACE: Northridge, CA

RESIDES: Simi Valley, CA

ACQUIRED: Selected in 1st round (12th overall) of 2004 free agent draft

SIGNED THRU: 2009

M.L. SERVICE: 2 yrs., 129 days



WEAVER

2008 SEASON:

- Completed third season with **Angels**...Was 11-10 with a 4.33 ERA (176.2 IP – 85 ER) in career-high 30 starts...Logged career-best 152 strikeouts and 176.2 IP...Scratched from Sept. 5 start at Chicago and Sept. 9 vs. New York due to laceration of finger tips on middle and ring fingers of right hand...Injury occurred when fingers were cut by staples on underside of dugout bench at Comerica Park in Detroit...Dropped 1-0 decision vs. Los Angeles, June 28 at Dodger Stadium, combining with Jose Arredondo on eight inning (unofficial) no-hitter...Lone unearned run scored in fifth inning on two errors (Weaver & Jeff Mathis) and a sacrifice fly...Marked fifth time (second combined) in modern era of Major League Baseball that a team (first vs. Angels) has won without benefit of a hit and first since April 12, 1992 (first game of a doubleheader) – Indians beat Boston, 2-1, in Cleveland despite getting no-hit for 8.0 innings by Matt Young...Marked ninth time (second combined) Angels have held team hitless in a game and first since Mark Langston-Mike Witt, April 11, 1990 vs. Seattle (1-0 win)...Equaled career-best 8 IP (three times), June 10, 2008 vs. Tampa Bay (6-1 win) and May 24, 2008 at Chicago (2-0 win)...Also pitched 8 innings, Aug. 29, 2007 at Seattle...Has yet to lose three straight starts in career...Made first career Opening Day start, March 31, 2008 at Minnesota (3-2 loss; 6.1 IP, 8 H, 3 R, 3 ER, 2 BB, 5 SO)...Allowed fourth career first inning leadoff home run, April 22, 2008 at Boston (Jacoby Ellsbury)...Allowed fifth leadoff HR, July 22 vs. Cleveland (Grady Sizemore)...Was 5-0 with a 1.37 ERA (26.1 IP, 18 H, 4 R, 4 ER, 2 HR, 3 BB, 19 SO) in six Spring Training starts in 2008.

CAREER HIGHLIGHTS:

- 18-9 with a 3.47 ERA in career at Angel Stadium...In 2008, dropped 1-0 decision vs. Los Angeles, June 28 at Dodger Stadium, combining with Jose Arredondo on eight inning (unofficial) no-hitter...Lone unearned run scored in fifth inning on two errors (Weaver & Jeff Mathis) and a sacrifice fly...Marked fifth time (second combined) in modern era of Major League Baseball that a team (first vs. Angels) has won without benefit of a hit...Marked ninth time (second combined) Angels have held team hitless in a game and first since Mark Langston-Mike Witt, April 11, 1990 vs. Seattle (1-0 win)...In 2006, opened major league career with 9-0 record, tying AL rookie record as starting pitcher to open career (Whitey Ford of Yankees in 1950)...Jered and Jeff Weaver were the third pair of brothers to appear with the Angels (Bengie & Jose Molina, Stu & Stan Cliburn) and the 17th set of brothers (since 1900) to be on the same pitching staff...Notables on the list include: Christy & Henry Mathewson (NY Giants, 1906 - 07), Dizzy & Paul Dean (St. Louis, 1934 - 37), Phil & Joe Niekro (Atlanta 1973 - 72, N.Y. Yankees, 1985), Jim & Gaylord Perry (Cleveland, 1974 - 75), Paul & Rick Reuschel (Chicago Cubs, 1975 - 78), Mickey & Rick Mahler (Atlanta 1979), Ramon & Pedro Martinez (L.A. Dodgers, 1992 - 93), Andy & Alan Benes (St. Louis, 1996 - 97, 2000 - 01).

POST-SEASON EXPERIENCE:

- In 2008, made the first relief appearance of his career in Game 3 of Division Series vs. Boston at Fenway Park and earned win...In 2007, was starting pitcher in Game 3 of ALDS vs. Boston...Dropped 9-1 decision in five-plus innings pitched (4 H, 2 R, 2 ER, 2 HR, 3 BB, 5 SO)...HRs were back-to-back in fourth inning by David Ortiz and Manny Ramirez.

MAJOR LEAGUE SUMMARY:

- Completed second season with **Angels**, registering 13-7 record and 3.91 ERA (161 IP – 70 ER) in 28 starts...Began season on 15-day disabled list and was placed on DL March 31 (retroactive to March 23), due to recovery from biceps tendinitis...Recalled from rehab and activated from DL, April 17...Was 1-0 with a 0.82 ERA (11 IP – 1 ER) in two rehabilitation starts with single-A **Rancho Cucamonga**...Did not pitch in game with Angels in Spring Training...13 wins surpasses total from 2006 (11)...Pitched eight innings, Aug. 29 at Seattle, marking longest outing of career (8-2 win)...Won five straight decisions (seven starts), May 14-June 16...Posted 3.49 ERA (38.6 IP – 15 ER) during streak...Did not strike out a batter, June 10 at St. Louis, for lone time in a start in career (42 starts)...Career ERA reached above 3.00 for first time (3.04) in brief tenure after 28 starts...Last pitcher to keep ERA below 3.00 in first 27 appearances of career as starter only was Aaron Sele of Boston in 1993-94 (ERA topped 3.00 in 29th start – 3.09)...Limited opponents to three earned runs-or-less in 21 of 28 starts...Pitched into seventh inning-or-later eight times (5-1 record)...Allowed 17 home runs in 161 innings pitched (0.95 per 9 IP)...Strikeout high was nine, May 3 at Kansas City (6 IP)...Was 3-1 with a 3.82 ERA in May and 2-1 with a 2.01 ERA in June...Allowed first career grand slam, Aug. 18 at Boston (David Ortiz)...Walked 45 batters (3 IBB) and struck out 115 (1.60 BB & 4.11 SO per start)...Angels were 16-12 in his starts.



40-MAN ROSTER

2009 ANGELS INFORMATION GUIDE

- In 2006, was recalled by Angels from triple-A Salt Lake, June 30...Was 11-2 with a 2.56 ERA (123 IP – 35 ER) in 19 starts with Angels overall...Among AL rookie leaders, ranked third in ERA, third in wins, tied for fourth in starts, fourth in innings pitched, third in strikeouts and third in average against (.209)...Opened major league career with 9-0 record, tying AL rookie record as starting pitcher to open career (Whitey Ford of Yankees in 1950)...Marked only third pitcher in last 100 years to go undefeated in first 12 starts in majors while winning at least nine of those games; Ford (1950) and Livan Hernandez (1997) were both 9-0 at that juncture of their careers...No pitcher has posted better mark in first 12 big-league starts since Hooks Wiltse, who won each of his first 12 for the 1904 Giants...Previous pitcher to win first nine career decisions as starter was Livan Hernandez of Florida in 1997...Only four other pitchers in MLB history began career 9-0 as starter: Hernandez with Florida in 1997 (9-0), Kirk Rueter with Montreal in 1993-94 (10-0), Ford with Yankees in 1950 (9-0) and Wiltse with NY Giants in 1904 (12-0)...Nine-game win streak equaled longest in major leagues this season (four other players)...Won first seven major league starts, becoming first Angel to do so in club history (Bo Belinsky – 5, April 18-May 11, 1962)...Was first pitcher in major leagues to win first seven starts of career since Fernando Valenzuela of the Dodgers in 1981 (first eight starts) and first in AL since adoption of designated hitter in 1973 (Baltimore's Ben McDonald won first five starts in 1990)...Defeated Erik Bedard and Baltimore, 10-1, May 27 at Angel Stadium...Start marked major league debut and first ML win...Limited Orioles to three hits in seven innings pitched...Just one baserunner reached third base...Threw 97 pitches, 64 strikes...Including final three-plus starts with triple-A Salt Lake, posted 40.1 consecutive scoreless innings pitched, May 6-June 2...Missed scheduled start, July 17 vs. Cleveland, due to tendinitis right biceps...Allowed career-high four home runs, Aug. 29 at Seattle.

MINOR LEAGUE SUMMARY:

- In 2006, began second professional season at triple-A Salt Lake...Finished season with 6-1 record, two complete game shutouts and a 1.99 ERA (77 IP – 17 ER) in 12 games (11 starts)...Allowed 63 hits (7 HRs), walked 10 and struck out 93 batters...Named Organization Pitcher of the Month for May, posting 2-0 record and 0.32 ERA (28 IP – 1 ER) in four starts...Struck out 10-or-more batters three times, including professional best 14, June 23 vs. Sacramento...Posted consecutive scoreless innings streak of 27.1, May 6-22, tying franchise record set by Kevin Gregg (now held by Joe Saunders)...Lone relief appearance came April 29 at Tacoma (first of career)...Had contract purchased by Angels, May 26.
- In 2005, was 3-3 with a 3.98 ERA (43 IP – 19 ER) in eight starts at double-A Arkansas and 4-1 with a 3.82 ERA (33 IP – 14 ER) in seven starts at single-A Rancho Cucamonga in 2005...Named California League Pitcher of the Month for July (4-0, 1.52 ERA) and Pitcher of the Week honors for July 11-17 & July 18-24...Played for Scottsdale Scorpions in Arizona Fall League (1-3, 5.47 ERA, 7 GS)...Selected by Angels in first-round (12th pick overall) of 2004 Free Agent Amateur Draft...Signed with Angels, May 30, 2005.

PERSONAL/MISC:

- Jered David Weaver...Attended Simi Valley (CA) HS and Long Beach (CA) State Univ....Originally signed by Angels' scout Bobby DeJardin.
- 9-0 career start was ranked as one of the "Top 10 Moments of 2006" by the LA Sports Council.
- Appears on the cover of the Sony PlayStation game "MVP 07 NCAA Baseball".
- Named to 2005 Regional Olympic Qualifying Team roster.
- Finished college career with 37-9 record and 2.43 ERA (100 ER – 370 IP) in three seasons at Long Beach State University (CA)...Allowed 248 hits and 73 walks while posting school-record 431 career strikeouts...Is career leader for Big West Conference and 49ers in victories and is two-time first team All-American and co-Big West Player of the Year (along with teammate Abe Alvarez in 2003 and Cal State Fullerton's Jason Windsor in 2004)...In junior season, struck out 213 batters, setting new conference and school records for single season strikeouts (No. 6 in NCAA)...Posted 144 games with 10 strikeouts-or-more...Limited opponents to .162 batting average, led the nation in wins and strikeouts and ranked third in ERA...Led Long Beach State (40-21) to NCAA Division I Super Regional finish in 2004...Won record six Louisville Slugger/Collegiate Baseball Player of the Week Awards and 13 Conference Pitcher of the Week honors, also won eight National Player of the Year Awards (Golden Spikes Award, Dick Houser Award, Roger Clemens Award, Baseball America and Collegiate Baseball Player of the Year, NCWBA, ABCA and Collegebaseballinsider.com) in 2004.
- Lettered three years in baseball and two in basketball at Simi Valley High (CA)...Earned All-CIF, All-League and first team All-L.A. Times honors in baseball...Brother, Jeff, (who pitched for the Angels in part of 2006) has pitched in the Major Leagues since 1999 while cousin Jed plays football for Detroit Lions and cousin Dan played football at Oregon (2000-03).

WEAVER'S LIFETIME PITCHING RECORD

Year	Club	W-L	ERA	G	GS	CG	GF	SHO	SV	IP	H	R	ER	HR	HB	BB	I	SO	WP	BK	BA
2005	Cucamonga	4-1	3.82	7	7	0	0	0	0	33	25	18	14	3	1	7	0	49	1	0	.205
	Arkansas	3-3	3.98	8	8	0	0	0	0	43	22	19	5	0	19	0	46	1	0	.250	
2006	Salt Lake	6-1	1.99	12	11	2	0	2	0	77	63	19	17	7	2	10	9	93	0	0	.226
	LAA	11-2	2.56	19	19	0	0	0	0	123	94	36	35	15	3	33	1	105	2	0	.209
2007	Cucamonga(j)	1-0	0.82	2	2	0	0	0	0	11.0	5	1	1	1	0	3	0	12	0	0	.132
	LAA	13-7	3.91	28	28	0	0	0	0	161.0	178	77	70	17	2	45	3	115	4	0	.280
2008	LAA	11-10	4.33	30	30	0	0	0	0	176.2	173	88	85	20	6	54	4	152	3	0	.254
Major Totals		35-19	3.71	77	77	0	0	0	0	460.2	445	201	190	52	11	132	8	372	9	0	.252
Minor Totals		14-5	2.85	29	28	2	0	2	0	164.0	136	60	52	16	3	39	0	200	2	0	.221

(1) rehab assignment

Disabling Injuries: 2007 —

Recovery from right biceps tendonitis, disabled March 23-April 17.



40-MAN ROSTER

2009 ANGELS INFORMATION GUIDE

	2008					CAREER					2008					CAREER					
	W-L-S	ERA	G	IP	ER	W-L-S	ERA	G	IP	ER	W-L-S	ERA	G	IP	ER	W-L-S	ERA	G	IP	ER	
Angels	—	—	—	—	—	—	—	—	—	—	March	0-1-0	4.26	1	6.1	3	0-1-0	4.26	1	6.1	3
Baltimore	0-1-0	5.14	1	7.0	4	2-1-0	1.71	3	21.0	4	April	2-2-0	4.20	5	30.0	14	3-4-0	4.57	8	43.1	22
Boston	1-0-0	6.75	2	10.2	8	1-2-0	5.35	6	33.2	20	May	2-3-0	5.19	6	34.2	20	6-4-0	4.09	13	77.0	35
Chicago	1-0-0	0.00	2	15.0	0	3-0-0	0.34	4	26.2	1	June	3-2-0	3.41	5	31.2	12	8-3-0	2.58	12	73.1	21
Cleveland	0-0-0	4.32	2	8.1	4	1-1-0	4.88	6	31.1	17	July	2-0-0	3.27	4	22.0	8	6-1-0	2.93	12	73.2	24
Detroit	1-0-0	2.84	1	6.1	2	2-1-0	8.78	3	13.1	13	Aug.	1-2-0	5.50	6	34.1	21	6-5-0	4.36	18	107.1	52
Kansas City	0-2-0	9.64	2	9.1	10	2-4-0	3.75	6	36.0	15	Sept.	1-0-0	3.57	3	17.2	7	6-1-0	3.73	13	79.2	33
Minnesota	0-1-0	4.26	1	6.1	3	2-1-0	2.60	4	27.2	8	Oct.	—	—	—	—	—	—	—	—	—	—
New York	1-1-0	9.00	2	11.0	11	3-1-0	6.14	4	22.0	15	Home	6-5-0	3.71	14	85.0	35	18-9-0	3.47	36	218.0	84
Oakland	0-1-0	2.08	2	13.0	3	2-2-0	2.56	7	45.2	13	Road	5-5-0	4.91	16	91.2	50	17-10-0	3.93	41	242.2	106
Seattle	2-1-0	5.79	4	23.1	15	6-2-0	5.07	11	65.2	37	Pre-ASG	8-8-0	4.03	19	116.0	52	20-13-0	3.41	39	232.1	88
Tampa Bay	1-0-0	2.57	2	14.0	4	2-0-0	2.70	3	20.0	6	Post-ASG	3-2-0	4.90	11	60.2	33	15-6-0	4.02	38	228.1	102
Texas	1-0-0	2.00	3	18.0	4	2-1-0	2.54	9	56.2	16	Starter	11-10-0	4.33	30	176.2	85	35-19-0	3.71	77	460.2	190
Toronto	1-1-0	6.35	2	11.1	8	3-1-0	4.30	4	23.0	11	Reliever	—	—	—	—	—	—	—	—	—	—
Arizona	—	—	—	—	—	—	—	—	—	—	—	—	—	—	—	—	—	—	—	—	—
Atlanta	—	—	—	—	—	—	—	—	—	—	—	—	—	—	—	—	—	—	—	—	—
Chicago	—	—	—	—	—	—	—	—	—	—	—	—	—	—	—	—	—	—	—	—	—
Cincinnati	—	—	—	—	—	—	—	—	—	—	—	—	—	—	—	—	—	—	—	—	—
Colorado	—	—	—	—	—	—	—	—	—	—	—	—	—	—	—	—	—	—	—	—	—
Florida	—	—	—	—	—	—	—	—	—	—	—	—	—	—	—	—	—	—	—	—	—
Houston	—	—	—	—	—	—	—	—	—	—	—	—	—	—	—	—	—	—	—	—	—
Los Angeles	1-1-0	1.59	2	11.1	2	3-1-0	1.54	4	23.1	4	—	—	—	—	—	—	—	—	—	—	
Milwaukee	—	—	—	—	—	—	—	—	—	—	—	—	—	—	—	—	—	—	—	—	—
New York	0-1-0	8.53	1	6.1	6	0-1-0	8.53	1	6.1	6	—	—	—	—	—	—	—	—	—	—	
Philadelphia	0-0-0	1.69	1	5.1	1	1-0-0	1.69	1	5.1	1	—	—	—	—	—	—	—	—	—	—	
Pittsburgh	—	—	—	—	—	—	—	—	—	—	—	—	—	—	—	—	—	—	—	—	—
St. Louis	—	—	—	—	—	0-0-0	9.00	1	3.0	3	—	—	—	—	—	—	—	—	—	—	—
San Diego	—	—	—	—	—	—	—	—	—	—	—	—	—	—	—	—	—	—	—	—	—
San Francisco	—	—	—	—	—	—	—	—	—	—	—	—	—	—	—	—	—	—	—	—	—

CAREER PITCHING AT MAJOR LEAGUE PARKS

AL	W-L-S	ERA	G	IP	ER	NL	W-L-S	ERA	G	IP	ER
Angel Stadium	18-9-0	3.47	36	218.0	84	Busch Stadium	0-0-0	9.00	1	3.0	3
Comerica Park	1-0-0	2.84	1	6.1	2	Citizens Bank Park	1-0-0	1.69	1	5.1	1
Fenway Park	1-1-0	7.06	4	21.2	17	Dodger Stadium	1-1-0	0.00	2	11.1	0
Kauffman Stadium	1-2-0	6.75	3	16.0	12	—	—	—	—	—	—
McAfee Coliseum	1-1-0	2.48	5	32.2	9	—	—	—	—	—	—
Metrodome	0-1-0	3.38	2	13.1	5	—	—	—	—	—	—
Progressive Field	1-0-0	4.15	3	17.1	8	—	—	—	—	—	—
Rangers Ballpark	1-1-0	1.80	4	25.0	5	—	—	—	—	—	—
Safeco Field	3-2-0	5.86	7	43.0	28	—	—	—	—	—	—
Tropicana Field	1-0-0	3.75	2	12.0	1	—	—	—	—	—	—
U.S. Cellular Field	3-0-0	0.46	3	19.2	1	—	—	—	—	—	—
Yankee Stadium	2-1-0	5.63	3	16.0	10	—	—	—	—	—	—

DIVISION SERIES TOTALS

Year	Club, Opp.	W-L	ERA	G	GS	CG	SHO	SV	IP	H	R	ER	BB	SO
2007	LAA, Bos.	0-1	3.60	1	1	0	0	0	5+	4	2	2	3	5
2008	LAA, Bos.	1-0	0.00	1	0	0	0	0	2	1	0	0	1	3
Totals		1-1	2.57	2	1	0	0	0	7	5	2	2	4	8

MAJOR LEAGUE HITTING TOTALS

AVG	AB	H	HR	RBI
.125	8	1	0	0

CAREER FIELDING

POS	PCT	G	PO	A	E	TC	DP
P	.914	77	27	37	6	70	1

WEAVER'S BESTS

Season	Game
Wins	13 — 2007
ERA	2.56 — 2005
IP	176.2 — 2008
SO	152 — 2008
SHO	9 — 4 times; last, at TB, 8-20-08
IP	8.0 — 3 times; last, at NYY, 8-2-08
Win Streak	9 — May 27-Aug. 18, 2006



40-MAN ROSTER

2009 ANGELS INFORMATION GUIDE

REGGIE WILLITS

77

OUTFIELDER

BATS: Switch THROWS: Right HT.: 5-11 WT.: 185

OPENING DAY AGE: 27

BORN: May 30, 1981

BIRTHPLACE: Chickasha, OK

RESIDES: Ft. Cobb, OK

MARRIED: Amber Klugh, July 15, 2002

CHILDREN: Jaxon, Eli

ACQUIRED: Selected in 7th round of 2003 free agent draft

SIGNED THRU: 2009

M.L. SERVICE: 2 yrs., 67 days



2008 SEASON:

- Limited to 23 starts with **Angels** (119 starts with Angels in 2007)...Made 12 starts as leadoff hitter...Activated from 15-day DL August 27th after a brief rehab stint at single-A **Rancho Cucamonga** (.357; 5/14)...Placed on 15-day DL Aug. 9 with mild concussion suffered while sliding home in 7th inning Aug. 8 vs. NYY...Collected season-high three hits Sept. 22 at Seattle...Tied a club-record with four walks Aug. 3 at NYY...Appeared in 17 games with **Salt Lake Bees**, batting .378 (14/37) with four RBI...Made second career Opening Day Roster (also 2007).

MAJOR LEAGUE SUMMARY:

- In **2007**, set an **Angels'** rookie record with .293 average, besting the mark of .290 by Wally Joyner in 1986...Also set Angels' rookie record with a .391 on-base pct...Ranked in Top 5 among American League rookies in several offensive categories including, average (.293 - 2nd), hits (126 - 5th), runs (74 - 3rd), walks (69 - 1st), on-base pct. (.393 - 1st) and stolen bases (27 - 2nd)...Batted .311 (73/235) before All-Star break, including .337 (70/208) from April-June...Angels were 42-19 when he scored a run...Reached base safely in 102 of 130 games with an AB...Batted leadoff in 71 games...Ranked first in AL in % of pitches taken (65%; 1503 pitches taken/2301 pitches seen)...Finished 4th in AL with 11 sacrifice bunts...Had career-best 10-game hit streak April 12-May 3 (.455; 5/33)...Made first Opening Day roster...Welcomed birth of son Eli in 2007 off-season.
- In **2006**, was one of eight rookies to make ML debut with **Angels** and appeared in three separate stints with Angels...Made 11 starts with Angels (all in CF) and hit safely in eight of 11 starts...Scored winning runs in Angels' two walk-off wins in span of five games (8/25 vs. NYY & 8/20 vs. Sea.)...Originally recalled from **Salt Lake** April 22...Made Major League debut April 26 vs. Detroit as pinch-runner...Made first Major League start, July 22 at Kansas City, collecting first two hits of career, including GW RBI in 10th inning for first RBI...Spent majority of 2006 campaign at triple-A Salt Lake...Overall, switch-hitter batted .326 (115/353) with 85 runs, three home runs, 39 RBI and 31 SBs in 97 games with Bees...Led Bees with 85 runs scored and 77 walks...327 average ranked fourth in PCL and .448 on-base percentage was second...Named to Pacific Coast League Post-Season All-Star team.

MINOR LEAGUE SUMMARY:

- In **2005**, spent first campaign at double-A **Arkansas** batted a club-high .304 (eighth in the league) and tied for fourth in the league with 40 stolen bases...Marked second straight season with 40 plus SBs...Batted .384 (33/86) in April and earned Texas League Player of Week honors (April 7-17) after posting seven multi-hit games (with two 4-hit efforts)...Registered 42 multi-hit games on season...Stole three bases in a game twice in a week's span (Aug. 8 at Midland and Aug. 15 vs. Midland)...Played all three outfield positions and was named a Texas League All-Star Game selection...Committed just four errors in 120 games in outfield.
- In **2004**, played at single-A **Rancho Cucamonga**...Among league leaders, was 5th in walks (73), 2nd in stolen bases (44), 4th in runs (99) and 3rd in games (135)...Struck out 112 times in 135 games.
- In **2003**, was tops on rookie-level **Provo** Angels in triples (4) and stolen bases (14)...Hit safely in 42 of 56 games with an at-bat.

PERSONAL/MISC:

- Reggie Gene Willits.
- His father named him Reggie after baseball great Reggie Jackson...His sister Wendi was a professional basketball player and won a championship with the Los Angeles Sparks.
- Attended Fort Cobb-Broxton HS (OK) and Univ. of Oklahoma (Norman, OK).
- Played Junior College Baseball at Seminole State in Seminole, OK.
- Originally signed by Angels' scout Kevin Ham.

ANGELS ROOKIE RANKINGS

AVG	Player	Year
.293	Willits	(2007)
.290	Joyner	(1986)
.287	Eckstein	(2001)

WALKS

.82	Salmon	(1993)
.69	Willits	(2007)
61	2 tied	

OBP

.391	Willits	(2007)
.382	Salmon	(1993)

WILLITS



40-MAN ROSTER

2009 ANGELS INFORMATION GUIDE

CAREER FIELDING

POS	PCT	G	PO	A	E	TC	DP
OF	.989	195	342	7	4	353	1

WILLITS' BESTS

	Season	Game
AVG	.293 — 2007	H 4 — 6-22-07 vs. Pitt.
H	126 — 2007	RBI 2 — 6 times; last, 4-4-08 vs. Texas
RBI	34 — 2007	SB 2 — 6-19-07 vs. Hou. & 6-2-07 vs. Balt.
SB	27 — 2007	Hit Streak 10 — April 12-May 3, 2007

BOBBY WILSON

46

CATCHER

BATS: Right THROWS: Right HT.: 6-0 WT.: 220

OPENING DAY AGE: 25

BORN: April 8, 1983

BIRTHPLACE: Dunedin, FL

RESIDES: Seminole, FL

ACQUIRED: Selected by the Angels in the 48th round of 2002 free agent draft.

SIGNED THRU: 2009

M.L. SERVICE: 23 days



2008 SEASON:

- Spent majority of the season with **Salt Lake**...Was called up to **Angels** on April 28 and made ML debut on the same day vs. OAK, singling in his first ML at-bat...Optioned to Salt Lake April 30...Placed on the disabled list on May 28 with a left wrist contusion and reinstated on June 4...Drove in a season-high four runs on July 2 at Las Vegas...Placed on the DL again on July 6 with a right thumb fracture and was activated on August 8...Hit a grand slam on August 11 against Fresno, matching season-high four RBI...Batted .312 (81/260) with 33 runs scored, 20 doubles, four home runs and 45 RBI in 72 games with Salt Lake...Recalled by Angels on September 8...Batted .167 with one RBI in six ML at-bats (seven games)

MINOR LEAGUE SUMMARY:

- In 2007, started season at double-A **Arkansas**, appearing in 50 games (43 as catcher) and batted .271 with nine doubles, six home runs and 27 RBI...Named a Texas League Mid-Season All-Star...Was reassigned to **Salt Lake** on July 2, his first stint in triple-A...Batted .295 with three home runs and 22 RBI in 40 games with **Salt Lake**...Drove in six runs on August 1 against Albuquerque...Collected 300th career RBI on August 14 against Tucson.
- In 2006, spent campaign at double-A **Arkansas**, batting .286 with nine home runs and 53 RBI in 103 games (81 games as catcher)...Marked third time in four professional seasons he batted .280 or better...Was a non-roster invitee to Angels' Major League camp...Named to the 2006 Arizona Fall League All-Prospects team.
- In 2005, enjoyed finest season so far as professional with **Rancho Cucamonga**, setting then career-bests in several offensive categories including average (.290), hits (135), doubles (32), home runs (14), and RBI (77)...His 14 home runs ranked third on the Quakes and his 77 RBI were tied for second best on the club...Committed only 14 errors in 103 games behind the plate.
- In 2004, spent campaign with single-A **Cedar Rapids**...Played as catcher (69), third base (12) and first base (8).
- In 2003, named to Pioneer League post-season All-Star team as honorable mention in first professional season with Provo...His 62 RBI led the Pioneer League as he helped guide **Provo** to the South Division title.

PERSONAL/MISC:

- Robert Louis Wilson.
- Attended Seminole HS (FL) and St. Petersburg (FL) Comm. College...Played at Seminole High School with former Angel and current Atlanta Brave Casey Kotchman.
- Signed by **Angels'** scout Tom Kotchman.

WILSON'S LIFETIME PLAYING RECORD

Year	Club	AVG	G	AB	R	H	2B	3B	HR	RBI	SH	SF	HBP	BB	IBB	SO	SB	CS	GDP	SLG	OBP	E
2003	Provo	.284	57	236	36	67	12	0	6	H62	0	4	0	18	0	31	0	0	11	.411	.329	5
2004	Cedar Rapids	.268	105	396	45	106	23	0	8	64	1	9	5	30	3	55	4	2	3	.386	.320	16
2005	Cucamonga	.290	115	466	66	135	32	1	14	77	0	3	2	30	0	61	2	1	5	.453	.333	14
2006	Arkansas	.286	103	374	45	107	26	0	9	53	4	2	5	33	2	47	1	6	7	.428	.350	9
2007	Arkansas	.271	90	181	24	49	9	0	6	27	0	1	0	22	1	26	5	3	5	.420	.348	4
	Salt Lake	.295	40	132	15	39	13	1	3	22	1	0	0	8	1	18	1	0	6	.477	.336	4
2008	Salt Lake	.312	72	260	33	81	20	0	4	45	3	2	4	29	1	45	0	0	5	.435	.386	2
	LAA	.167	7	6	0	1	0	0	0	1	0	0	0	1	0	3	0	0	0	.167	.286	0
Minor Totals		.286	542	2045	264	584	135	2	50	350	9	21	16	170	8	283	14	12	42	.427	.342	54

WILSON



BRANDON WOOD



INFIELDER

BATS: Right THROWS: Right HT: 6-3 WT: 210

OPENING DAY AGE: 24

BORN: March 2, 1985

BIRTHPLACE: Austin, TX

RESIDES: Scottsdale, AZ

ACQUIRED: Selected in first round (23rd overall) in 2003 free agent draft

SIGNED THRU: 2009

M.L. SERVICE: 116 days



2008 SEASON:

- Saw significant playing time with **Angels** due to injuries throughout infield...Appeared in 55 games with Halos, batting .200 (30/150) with four doubles, five home runs and 13 RBI...Made 19 starts at third base and 19 at shortstop...Angels were 15-4 in his starts at SS...Saw most of playing time in September, batting .236 (17/72) with four home runs and 10 RBI...Best game of young career came Sept. 8 vs. NYY (3/4, 2 R, 2 HR, 3 RBI, 1 SO)...Marked first career multi-HR game and three RBI established career-best...Collected fifth home run of season Sept. 18 at Oakland (came on back end of 3 consecutive HRs by Angels)...Logged multi-hit efforts in seven of last 17 starts (none in first 44 ML games)...Connected for 2nd HR of season in 9th inning, Sept. 6 at CWS off Bobby Jenks, to put Angels up 6-5 (Just 2nd HR allowed by Jenks in 2008)...Logged first three-hit game of career Aug. 31 (3/4) after posting his first multi-hit game of career the previous night (2/3, 1 RBI, 2 SB)...Made first Major League start at shortstop May 24 at CWS...Batted .296 (117/395) with 82 runs scored, 21 doubles, 31 home runs and 84 RBI in 103 games with **Salt Lake**...2008 marked the third time in four seasons he recorded 25-plus home runs in minors...Named to PCL Post-Season All-Star Team and Topps Triple-A All-Star Team.

MAJOR LEAGUE SUMMARY:

- Angels** selected his contract April 26...Had five stints with the Halos during the season...Also recalled May 3 (optioned, May 8), July 13 (optioned, July 30), Aug. 22 (optioned, Aug. 24) and Sept. 11...Made major league debut, April 26 vs. Tampa Bay, finishing 0-for-4...His first major league hit was a single off Bobby Jenks (April 29 at Chicago)...Picked up first career RBI with a pinch-hit double, July 17 at Tampa Bay...Connected for first major league HR, Sept. 12 at Baltimore off Danys Baez...Made a total of nine starts with Angels (all at 3B) and hit safely in five of nine starts...One of eight rookies to make ML debut with the Angels in 2007...Overall, batted .152 (5/33) with two runs scored, one double, one home run and three RBI in 13 games with Angels.

MINOR LEAGUE SUMMARY:

- In **2007**, rated as Angels' top prospect by Baseball America for second straight season...Played majority of season at triple-A **Salt Lake** where he led the team in home runs (23)...Had four RBI in back-to-back games (Aug. 5 & 6) going 6-for-10 with three runs scored and three home runs...Batted .272 (119/437) with 73 runs scored, 27 doubles, one triple, 23 home runs and 73 RBI in 111 games with Bees...Had contract selected by Angels, April 26 and posted five stints in ML during season.
- In **2006**, rated as Angels' top prospect by Baseball America...Spent full season at double-A **Arkansas**...Named Texas League Player of Week, June 26-July 2...Selected to 2006 Texas League All-Star Game and Post-Season All-Star Team...Member of USA Baseball Olympic Qualifying Team.
- In **2005**, named The Sporting News' Minor League Baseball Player of the Year...Produced one of the best offensive seasons in the history of Minor Leagues with **Rancho Cucamonga**...Awarded Topps California League Player of Year and Minor League Baseball Round-Tripper Award (for most HR)...Named Angels' Organization's Co-Player of Year (with Howie Kendrick) and California League MVP...Selected to play in MLB Futures Game (U.S. Team) at 2005 All-Star Game, and 2005 California League All-Star Game...Set Angels' franchise and California League single-season record with 43 home runs (Previously Dick Simpson, 42, 1962 with San Jose)...His 53 doubles, 370 total bases and 101 extra-base hits also set Angels' minor league marks...He was the first minor league player in history with over 100 extra-base hits in a season...Named to 2005 Regional Olympic Qualifying Team team (.238, 1 HR, 4 RBI)...Played for Scottsdale Scorpions in Arizona Fall League with a league-leading 32 RBI and AFL record 14 home runs.
- In **2004**, led Cedar Rapids in hits (120) and walks (46)...Selected to play in Midwest League All-Star game.
- In **2003**, opened professional career in with **Angels Arizona Summer League** squad before joining rookie level **Provo**...Hit .278 (45/162) with five home runs and 31 RBI in 42 games.

PERSONAL/MISC:

- Richard Brandon Wood.
- In 2006, was ranked as third best prospect by Baseball America, behind Delmon Young and Justin Upton.
- Attended Horizon HS in Scottsdale (AZ), where he established a scholarship fund for a deserving prep baseball player each year...Has also donated towards a new baseball scoreboard for the school.
- Originally signed by Angels' scout Jeff Scholzen.



NON-ROSTER PLAYERS

2009 ANGELS INFORMATION GUIDE

DAVID AUSTEN

49 RIGHT-HANDED PITCHER

BATS: Right THROWS: Right HT.: 6-1 WT.: 185

OPENING DAY AGE: 27

BORN: May 21, 1981

BIRTHPLACE: St. Petersburg, FL RESIDES: North Lauderdale, FL

MARRIED: Kelly Davey, Dec. 15, 2006

CHILDREN: David

ACQUIRED: Selected in 15th round of 2003 free agent draft (signed, June 6, 2003)

SIGNED THRU: 2009



AUSTEN'S LIFETIME PITCHING RECORD

Year	Club	W-L	ERA	G	GS	CG	GF	SHO	SV	IP	H	R	ER	HR	HB	BB	IBB	SO	WP	BK	BA
2003	— Provo	4-2	1.85	23	3	0	12	0	8	43.2	46	12	9	0	3	7	0	49	3	0	.269
2004	— Cedar Rapids	1-3	3.13	30	0	0	7	0	1	60.1	62	28	21	3	2	17	1	60	5	0	.256
	— R. Cucamonga	0-1	6.08	17	0	0	3	0	1	23.2	37	23	16	5	1	10	0	18	0	0	.359
2005	— R. Cucamonga	3-2	1.80	29	0	0	16	0	4	45	33	12	9	1	2	14	0	38	3	0	.205
	— Arkansas	4-3	4.05	27	0	0	10	0	0	46.2	43	24	21	4	4	12	0	30	2	0	.256
2006	— Arkansas	Injured—Did Not Play																			
2007	— Angels (ASL)	1-1	3.60	3	0	0	0	0	0	5	4	2	2	1	0	1	0	3	0	0	.211
	— R. Cucamonga	1-0	3.18	6	0	0	6	0	2	5.2	6	2	2	1	2	0	0	2	0	0	.240
	— Arkansas	2-0	5.57	14	1	0	2	0	0	21	27	14	13	4	1	8	0	12	1	0	.307
2008	— Arkansas	2-3	4.50	10	6	0	0	0	0	52	52	23	21	5	2	4	0	20	0	0	.302
	— Salt Lake	1-1	8.04	10	4	0	0	0	0	28	41	27	25	4	0	9	1	19	0	0	.342
Minor Totals		19-16	3.90	168	14	0	56	0	16	320.2	351	167	139	28	17	82	2	251	14	0	.276

- David Dean Austen...Attended Coconut Creek HS (FL) and University of South Florida (Tampa, FL)...Originally signed by Angels' scout Tom Kotchman.
- Named Angels' Organizational Pitcher of Month in June 2005 (1-1, 2.92 ERA, 1 save)...Led 2003 Provo Angels in debut season with eight saves and tied for most appearances with 23.
- Played for Aguilas del Zulia in Venezuela Winter League, compiling 5-1 record and 1.41 ERA (7 ER - 44.2 IP) in seven starts...Walked five and struck out 26.

ANGELS

NON-ROSTER



NON-ROSTER PLAYERS

2009 ANGELS INFORMATION GUIDE

PETER BOURJOS

25

OUTFIELDER

BATS: Right THROWS: Right HT.: 6-1 WT.: 180

OPENING DAY AGE: 22

BORN: March 31, 1987

BIRTHPLACE: Park Ridge, IL

RESIDES: Scottsdale, AZ

ACQUIRED: Selected in 10th round of 2005 free agent draft

(signed, Aug. 18, 2005)

SIGNED THRU: 2009



BOURJOS' LIFETIME PLAYING RECORD

Year	Club	AVG	G	AB	R	H	2B	3B	HR	RBI	SH	SF	HBP	BB	IBB	SO	SB	CS	GDP	SLG	OBP	E
2006	Orem	.292	65	250	42	73	16	7	5	28	5	0	2	22	1	67	13	5	3	.472	.354	3
2007	Cedar Rapids	.274	63	237	37	65	9	6	5	29	4	5	4	20	0	53	19	9	3	.426	.335	2
	Angels (ASL)	.313	4	16	3	5	0	1	0	2	0	0	0	1	0	2	0	0	0	.438	.353	0
2008	R. Cucamonga	.295	121	509	83	150	29	10	9	51	5	5	7	19	0	96	*50	10	5	.444	.326	6
Minor Totals		.290	253	1012	165	293	54	24	19	110	14	10	13	62	1	218	82	24	11	.447	.335	11

* led or tied for league lead

- Peter Christopher Bourjos (pronounced BORE-jus)...Attended Notre Dame HS in Scottsdale, AZ...Father Chris is a scout for the Milwaukee Brewers...Originally signed by Angels' scout John Gracio.
- Finished second among all Angels minor leaguers with 50 stolen bases in 2008...Selected to play in 2008 California League All-Star Game...Led California League in 2008 with 50 stolen bases and ranked fifth with 150 hits...Also Quakes that season in doubles (29), runs (83), and at-bats (509) and finished second on club and league with 10 triples...Named Pioneer League Honorable Mention in 2006.

RYAN BRASIER

91

RIGHT-HANDED PITCHER

BATS: Right THROWS: Right HT.: 6-0 WT.: 200

OPENING DAY AGE: 21

BORN: Aug. 26, 1987

BIRTHPLACE: Wichita Falls, TX

RESIDES: Wichita Falls, TX

ACQUIRED: Selected in 6th round of 2007 free agent draft

(signed, June 10, 2007)

SIGNED THRU: 2009



BRASIER'S LIFETIME PITCHING RECORD

Year	Club	W-L	ERA	G	GS	CG	GF	SHO	SV	IP	H	R	ER	HR	HB	BB	IBB	SO	WP	BK	BA
2007	Orem	1-2	2.08	26	0	0	*22	0	9	30.1	22	9	7	2	5	7	1	26	1	1	.212
2008	Cedar Rapids	1-3	1.59	23	0	0	19	0	9	28.1	22	8	5	0	1	14	0	24	2	0	.210
	Angels (ASL)	1-0	3.86	4	0	0	2	0	1	4.2	3	2	2	0	0	1	0	2	1	0	.188
	R. Cucamonga	0-0	2.70	3	0	0	1	0	1	3.1	3	1	1	0	0	2	0	0	0	0	.300
Minor Totals		3-5	2.03	56	0	0	44	0	20	66.2	50	20	15	2	6	24	1	52	4	1	.213

* led or tied for league lead

- Ryan David Brasier (pronounced BRAY-zhur)...Attended Wichita Falls Rider HS (TX) and Weatherford Community College (TX)...Originally signed by Angels' scout Arnold Brathwaite.
- Was selected to play in 2008 Midwest League All-Star Game and named to 2007 Pioneer League Team as honorable mention pick.

NON-ROSTER



NON-ROSTER PLAYERS

2009 ANGELS INFORMATION GUIDE

BARRET BROWNING

12

LEFT-HANDED PITCHER

BATS: Left THROWS: Left HT.: 6-2 WT.: 205

OPENING DAY AGE: 24 BORN: Dec. 28, 1984
 BIRTHPLACE: Brunswick, GA RESIDES: Jesup, GA
 ACQUIRED: Selected in 28th round of 2006 free agent draft
 (signed, June 13, 2006)
 SIGNED THRU: 2009



BROWNING'S LIFETIME PITCHING RECORD

Year	Club	W-L	ERA	G	GS	CG	GF	SHO	SV	IP	H	R	ER	HR	HB	BB	IBB	SO	WP	BK	BA
2006	Orem	3-2	3.05	23	0	0	4	0	1	41.1	33	17	14	3	3	13	0	40	2	1	.220
2007	Cedar Rapids	9-4	2.80	48	0	0	15	0	8	74	54	25	23	2	3	26	1	74	6	0	.201
2008	R. Cucamonga	2-1	4.01	30	0	0	13	0	6	33.2	35	16	15	2	2	16	0	39	4	0	.271
	Arkansas	1-1	5.97	27	0	0	7	0	1	31.2	31	21	21	2	6	14	0	34	0	0	.263
Minor Totals		15-8	3.64	128	0	0	39	0	16	180.2	153	79	73	9	14	69	1	187	12	1	.230

- Gary Barret Browning...Attended Wayne County HS (Jesup, GA) and Florida State University (Tallahassee, FL)... Originally signed by Angels' scout Tom Kotchman.
- Selected to 2007 Midwest League Post-Season All-Star Team...Played for Scottsdale Scorpions in 2008 Arizona Fall League, going 2-1 with 5.66 ERA (13 ER - 20.2 IP) in 13 relief appearances...Walked six and struck out 23.

NON-ROSTER

HANK CONGER

17

CATCHER

BATS: Switch THROWS: Right HT.: 6-1 WT.: 220

OPENING DAY AGE: 21 BORN: Jan. 29, 1988
 BIRTHPLACE: Federal Way, WA RESIDES: Huntington Beach, CA
 ACQUIRED: Selected in 1st round (25th pick) of 2005 free agent draft
 (signed, June 16, 2006)
 SIGNED THRU: 2009



CONGER'S LIFETIME PLAYING RECORD

Year	Club	AVG	G	AB	R	H	2B	3B	HR	RBI	SH	SF	HBP	BB	IBB	SO	SB	CS	GDP	SLG	OBP	E
2006	Angels (ASL)	.319	19	69	11	22	3	4	1	11	0	0	0	7	0	11	1	0	0	.522	.382	2
2007	Cedar Rapids	.290	84	290	33	84	20	0	11	48	2	5	2	21	0	48	9	4	9	.472	.336	8
	Angels (ASL)	.267	3	15	2	4	1	0	0	3	0	0	0	0	0	3	0	0	1	.333	.267	0
2008	R. Cucamonga	.303	73	294	47	89	20	2	13	75	0	7	3	14	1	55	2	1	3	.517	.333	1
Minor Totals		.298	179	668	93	199	44	6	25	137	2	12	5	42	1	117	12	5	13	.494	.338	11

- Hyun Choi Conger...Attended Huntington Beach HS (CA)...Originally signed by Angels' scout Bobby DeJardin.
- Named 2008 California League Player of the Week, Aug. 25-31...Named 2007 Midwest League Player of Week, May 28-June 3...Selected to 2007 Midwest League All-Star Game.



NON-ROSTER PLAYERS

2009 ANGELS INFORMATION GUIDE

BRAD COON

95

OUTFIELDER

BATS: Left

THROWS: Left

HT.: 6-0

WT.: 175



OPENING DAY AGE: 26

BORN: Dec. 11, 1982

BIRTHPLACE: Euclid, OH

RESIDES: Willowick, OH

MARRIED: Candice McCool, Jan. 31, 2009

ACQUIRED: Selected in 15th round of 2005 free agent draft (signed, June 14, 2005)

SIGNED THRU: 2009

COON'S LIFETIME PLAYING RECORD

Year	Club	AVG	G	AB	R	H	2B	3B	HR	RBI	SH	SF	HBP	BB	IBB	SO	SB	CS	GDP	SLG	OBP	E
2005	Orem	.300	61	223	42	67	7	3	0	18	2	0	1	28	0	47	19	7	1	.359	.381	2
2006	Cedar Rapids	.278	124	457	79	127	18	8	0	29	11	6	6	75	0	82	★55	21	5	.352	.382	4
2007	R. Cucamonga	.258	74	299	44	77	13	2	3	27	4	0	2	21	1	48	31	9	3	.344	.311	2
	Arkansas	.301	58	226	37	68	8	4	1	17	5	1	3	23	1	36	25	12	2	.385	.372	3
2008	Salt Lake	.306	85	337	73	103	9	2	4	30	2	0	10	47	0	52	17	10	3	.380	.406	2
	Angels (ASL)	.211	5	19	6	4	1	0	0	1	1	0	0	2	0	4	0	1	0	.263	.286	0
Minor Totals		.286	407	1561	281	446	56	19	8	122	25	7	22	196	2	269	147	60	14	.361	.372	13

★ led or tied for league lead

- Bradley Thomas Coon...Attended Eastlake North HS (OH) and Trevecca Nazarene Univ. in Nashville, TN...Originally signed by Angels' scout John Burden.
- Led Salt Lake in 2008 with 17 stolen bases...Was named Angels' Organization's Defensive Player of the Month in April 2008 (with 1.000 field percentage in 57 total chances).
- Compiled an Angels' Organization-best 56 stolen bases in 2007...Also led both Rancho Cucamonga (31, 4th in league) and Arkansas (25, 3rd in league) in thefts...Was selected to participate in 2007 California League All-Star Game.
- Stole a Midwest League-best 55 bases in 2006 and finished fourth in league in runs scored (79) and tied for third in triple (8, along with teammate Flint Wipke)...Also led Kernels in games (124), at-bats (457) and hits (127)...In 2005, was named Pioneer League honorable mention...Was awarded the Dick Wantz Memorial Trophy in 2006 as the player who showed the most dedication and improvement during Angels' Instructional League.
- Played for Estrellas de Oriente in the 2008 Dominican Winter League, batting .260 (13/50) with five RBI in 17 games.

ANGELS

NON-ROSTER PLAYERS

2009 ANGELS INFORMATION GUIDE

DANIEL DAVIDSON



86

OUTFIELDER

BATS: Left THROWS: Left HT.: 6-4 WT.: 210

OPENING DAY AGE: 28

BORN: Jan. 8, 1981

BIRTHPLACE: Panama City, FL

RESIDES: Panama City, FL

MARRIED: Jennifer Bullock, Jan. 6, 2006

CHILDREN: Caden

ACQUIRED: Selected in 13th round of 2003 free agent draft (signed, June 11, 2003)

SIGNED THRU: 2009

DAVIDSON'S LIFETIME PITCHING RECORD

Year	Club	W-L	ERA	G	GS	CG	GF	SHO	SV	IP	H	R	ER	HR	HB	BB	IBB	SO	WP	BK	BA
2003	— Provo	8-2	★1.64	15	13	0	0	0	0	71.1	65	17	13	3	3	15	0	50	3	0	.240
2004	— R. Cucamonga	12-7	4.57	28	28	0	0	0	0	163.1	196	92	83	15	9	41	0	121	3	2	.301
2005	— Arkansas	13-5	4.72	28	26	1	0	0	0	154.1	179	94	81	22	5	45	0	110	6	1	.289
2006	— Arkansas	2-8	5.64	29	16	0	6	0	0	113.1	146	81	71	13	4	43	0	62	5	0	.319
	— Salt Lake	1-2	5.79	4	4	1	0	0	0	23.1	32	16	15	3	0	6	0	17	1	0	.323
2007	— Arkansas	2-4	2.06	7	7	0	0	0	0	43.2	34	14	10	4	2	8	1	25	0	0	.219
2008	— Arkansas	1-0	2.93	20	6	0	3	0	0	46	35	15	15	3	5	15	2	44	4	0	.213
	— Salt Lake	0-0	2.35	4	0	0	1	0	0	7.2	7	2	2	1	1	0	0	2	0	0	.250
Minor Totals		39-28	4.19	135	100	2	10	0	0	623	694	331	290	64	29	173	3	431	22	3	.286

★ led or tied for league lead

- Daniel Gerome Davidson...Attended Mosley HS in Panama City, FL and Florida State Univ. in Tallahassee, FL... Originally signed by Angels' scout Tom Kotchman.
- Was awarded the Dick Wantz Memorial Trophy in 2008 as the pitcher who showed the most dedication and improvement during Angels' Instructional League...Selected to participate in 2007 Texas League All-Star Game... In 2005, tied for second in league in wins (13) and home runs allowed (22)...His 12 wins at Rancho Cucamonga in 2004 tied for club lead.
- In debut 2003 season, led Pioneer League with 1.64 ERA and finished third with 8 wins...Led Provo in starts (13) and innings pitched (71.1)...Named to Pioneer League post-season All-Star Team...Also selected as Pioneer League Player of Week twice (July 14-20 & Aug. 25-31).



TM

NON-ROSTER



NON-ROSTER PLAYERS

2009 ANGELS INFORMATION GUIDE

ANEL DE LOS SANTOS

96

CATCHER

BATS: Right THROWS: Right HT.: 6-3 WT.: 210

OPENING DAY AGE: 20

BORN: June 19, 1988

BIRTHPLACE: Bani, DO

RESIDES: Nagua, San Cristobal, DO

ACQUIRED: Signed as free agent, Feb. 1, 2005

SIGNED THRU: 2009



DE LOS SANTOS' LIFETIME PLAYING RECORD

Year	Club	AVG	G	AB	R	H	2B	3B	HR	RBI	SH	SF	HBP	BB	IBB	SO	SB	CS	GDP	SLG	OBP	E
2005	— Angels (DSL)	.226	35	124	15	28	6	1	3	14	0	0	2	3	0	33	4	2	3	.363	.256	1
2006	— Angels (ASL)	.250	29	104	12	26	4	3	1	11	0	1	1	6	0	28	2	2	0	.375	.295	6
2007	— Orem	.255	50	188	19	48	8	4	6	37	0	2	0	4	0	44	0	0	5	.436	.268	7
2008	— Cedar Rapids	.178	62	225	19	40	6	0	3	25	0	1	2	5	1	69	6	6	4	.244	.202	9
	— Arkansas	.280	7	25	3	7	3	0	0	1	0	0	0	0	0	8	1	0	0	.400	.280	1
Minor Totals		.224	183	666	68	149	27	8	13	88	0	4	5	18	1	182	13	10	12	.347	.248	24

■ Anel Manuel De Los Santos Bernabe...Attended Escuela de Manuel Marice Valencia (DO)...Originally signed by Angels' scout Leo Perez.

NON-ROSTER



The patch that will be worn on the Angels jerseys in honor of Preston Gomez in 2009.



NON-ROSTER PLAYERS

2009 ANGELS INFORMATION GUIDE

LUIS FIGUEROA

57

INFIELDER

BATS: Switch THROWS: Right HT.: 5-9 WT.: 165



OPENING DAY AGE: 35 **BORN:** Feb. 16, 1974
BIRTHPLACE: Bayamon, PR **RESIDES:** Vega Alta, PR
CHILDREN: Luis, Janishka
ACQUIRED: Signed as free agent, Nov. 18, 2008
SIGNED THRU: 2009 **M.L. SERVICE:** 43 days

FIGUEROA'S LIFETIME PLAYING RECORD

Year	Club	AVG	G	AB	R	H	2B	3B	HR	RBI	SH	SF	HBP	BB	IBB	SO	SB	CS	GDP	SLG	OBP	E
1997	— Augusta	.226	71	248	38	56	8	0	21	9	2	1	35	0	29	22	6	2	.258	.322	19	
	Lynchburg	.281	26	89	12	25	5	0	0	2	0	0	7	0	6	1	2	5	.337	.333	2	
1998	— Carolina	.249	117	350	54	87	9	3	0	24	10	2	2	71	3	46	6	5	12	.291	.376	27
1999	— Altoona	.263	131	418	61	110	15	5	3	50	16	3	3	52	0	44	9	9	7	.344	.347	28
2000	— Altoona	.284	94	342	45	97	10	4	1	28	10	1	2	37	1	32	14	5	8	.345	.356	26
	Nashville	.250	23	64	6	16	1	0	3	8	0	0	0	1	0	8	2	1	2	.406	.262	5
2001	— Nashville	.300	92	347	45	104	11	1	4	29	6	2	1	31	1	26	8	5	8	.372	.357	19
	Pittsburgh	.000	4	0	0	0	0	0	0	0	0	0	0	0	0	0	0	0	0	.000	.000	0
	New York (NL)	.000	4	2	0	0	0	0	0	0	0	0	0	0	0	0	0	0	0	.000	.000	0
	Norfolk	.259	17	58	7	15	3	1	1	5	1	0	0	5	0	6	0	0	1	.397	.317	2
2002	— Norfolk	.000	2	4	0	0	0	0	0	0	0	0	0	0	0	1	0	0	0	.000	.000	0
	Ottawa	.146	27	82	6	12	1	1	1	9	6	0	1	3	0	14	0	2	2	.220	.186	3
	Brevard Cty	.262	15	61	8	16	1	1	0	8	0	0	1	5	0	2	2	4	3	.311	.328	6
	Harrisburg	.272	66	250	47	68	17	3	1	30	4	2	2	25	0	16	6	7	5	.376	.341	6
2003	— Edmonton	.317	126	480	66	152	30	2	2	44	5	6	3	36	1	31	7	7	12	.400	.364	15
2004	— Indianapolis	.272	116	383	44	104	14	0	5	48	7	3	1	24	1	24	5	6	6	.347	.314	5
2005	— Pawtucket	.289	109	402	58	116	22	1	7	48	2	5	1	29	0	28	2	6	10	.400	.334	18
2006	— Syracuse	.276	93	377	39	104	22	3	6	38	8	6	2	24	1	35	11	9	9	.398	.318	12
	Toronto	.111	8	9	1	1	1	0	0	0	0	0	0	0	0	2	0	0	0	.222	.111	1
2007	— Fresno	.302	117	443	68	134	22	4	4	53	13	3	5	28	0	34	7	9	11	.397	.349	17
	San Francisco	.200	6	5	1	1	0	0	0	0	0	0	0	0	0	0	0	0	0	.200	.200	0
2008	— Iowa	.300	112	370	59	111	18	1	2	46	10	5	1	33	3	30	1	2	10	.370	.355	13
Minor Totals		.278	1354	4768	663	1327	209	30	40	491	107	40	26	446	11	412	103	85	113	.360	.341	224
Major Totals		.125	22	16	2	2	1	0	0	0	0	0	0	0	0	2	0	0	0	.188	.125	0

NON-ROSTER

- Signed as nondrafted free agent by Pittsburgh Pirates, March 31, 1997; Claimed on waivers by New York Mets, Aug. 15, 2001; Traded to Montreal Expos (with LHP Bruce Chen, RHP Dicky Gonzalez and player to be named--RHP Saul Rivera, July 14, 2002)) in exchange for RHP Scott Strickland, LHP Phil Seibel and OF Matt Watson, April 5, 2002; Granted free agency, Oct. 15, 2003; Signed as free agent by Milwaukee Brewers, Jan. 12, 2004; Granted free agency, Oct. 15, 2004; Signed as free agent by Boston Red Sox, Jan. 21, 2005; Granted free agency, Oct. 15, 2005; Signed as free agent by Toronto Blue Jays, Nov. 14, 2005; Granted free agency, Oct. 15, 2006; Signed as free agent by San Francisco Giants, Nov. 27, 2006; Released, June 30, 2007; Signed as free agent by Chicago Cubs, Nov. 19, 2007; Granted free agency, Nov. 3, 2008.
- Luis R. Figueroa...Attended Berkshire HS in Homestead, FL...Originally signed by Pirates' scout Jose Luna.
- Made ML debut with Pittsburgh, June 27, 2001 vs. Milwaukee...Recorded first ML hit, May 28, 2006 vs. White Sox (off Jon Garland).
- Had best professional season in 2003 at triple-A Edmonton, hitting a career-high .317 (152/480)...Ranked fourth in PCL in hits (152) and ninth in batting average.



NON-ROSTER PLAYERS

2009 ANGELS INFORMATION GUIDE

DAVID HERNDON

87 RIGHT-HANDED PITCHER
 BATS: Right THROWS: Right HT.: 6-5 WT.: 230

OPENING DAY AGE: 23 BORN: Sept. 4, 1985
 BIRTHPLACE: Panama City, FL RESIDES: Southport, FL
 ACQUIRED: Selected in 5th round of 2006 free agent draft
 (signed, June 8, 2006)
 SIGNED THRU: 2009



HERNDON'S LIFETIME PITCHING RECORD

Year	Club	W-L	ERA	G	GS	CG	GF	SHO	SV	IP	H	R	ER	HR	HB	BB	IBB	SO	WP	BK	BA
2006	Orem	5-2	2.21	14	14	0	0	0	0	69.1	65	25	17	6	2	10	0	36	2	0	.242
2007	Cedar Rapids	★13-8	4.02	25	24	H2	1	0	0	152.1	175	80	68	10	6	20	0	83	2	0	.290
2008	R. Cucamonga	3-7	5.01	43	12	0	30	0	17	100.2	120	58	56	10	3	16	1	70	0	0	.301
Minor Totals		21-17	3.94	82	50	2	41	0	17	322.1	360	163	141	26	11	46	1	189	4	0	.283

★ led or tied for league lead

- Kenneth David Herndon...Attended Mosley HS in Panama City, FL and Gulf Coast Comm. College in Panama City, FL...Originally signed by Angels' scout Tom Kotchman.
- Led Rancho Cucamonga and ranked second among all Angels' minor leaguers and third in California League with 17 saves in 2008...Tied for Midwest League lead with 13 wins in 2007 (second-most in Angels' organization that season) and finished fifth with 152.1 innings...In debut 2006 season, finished second in league (behind teammate Sean O'Sullivan) with 2.21 ERA...Selected as 2006 Pioneer League honorable mention.
- Played for Scottsdale Scorpions of 2008 Arizona Fall League, compiling 0-0 record with 3.12 ERA (6 ER - 21.1 IP) and one save in 14 relief appearances...Walked five and struck out eight.

NON-ROSTER

BEN JOHNSON

37 CATCHER
 BATS: Switch THROWS: Right HT.: 6-0 WT.: 220

OPENING DAY AGE: 27 BORN: Oct. 17, 1981
 BIRTHPLACE: Seattle, WA RESIDES: Bellevue, WA
 ACQUIRED: Selected in 23rd round of 2004 free agent draft
 (signed, June 8, 2004)
 SIGNED THRU: 2009



JOHNSON'S LIFETIME PLAYING RECORD

Year	Club	AVG	G	AB	R	H	2B	3B	HR	RBI	SH	SF	HBP	BB	IBB	SO	SB	CS	GDP	SLG	OBP	E
2004	Provo	.265	44	166	27	44	7	1	6	34	2	0	8	12	0	30	2	2	2	.428	.344	5
2005	Cedar Rapids	.250	22	72	9	18	5	1	2	14	0	3	1	10	0	14	2	0	1	.431	.337	6
	R. Cucamonga	.271	78	277	38	75	19	2	11	36	0	3	10	22	0	58	1	1	3	.473	.343	3
2006	R. Cucamonga	.252	99	353	57	89	20	2	19	60	0	2	8	34	1	83	5	0	10	.482	.330	10
2007	R. Cucamonga	.277	71	260	39	72	12	2	14	48	3	5	10	21	0	48	13	0	6	.500	.348	7
	Arkansas	.267	34	120	19	32	9	0	5	18	1	1	7	9	2	22	1	1	3	.467	.350	1
2008	Arkansas	.262	106	409	55	107	19	1	20	77	1	6	16	17	5	80	6	5	8	.460	.313	9
	Salt Lake	.225	22	71	9	16	2	0	3	13	0	1	1	1	0	7	0	0	3	.380	.243	0
Minor Totals		.262	476	1728	253	453	93	9	80	300	7	21	61	126	8	342	30	9	36	.465	.331	41

- Michael Benjamin Johnson...Attended Bellevue HS (WA) and Univ. of Washington (Seattle, WA)...Originally signed by Angels' scout Jack Uhey.
- Posted 90 RBI in 2008 (between Arkansas and Salt Lake) which was second-most in Angels' farm system...Also combined for 23 home runs, ranking fourth among all Angels' minor leaguers...Named to 2008 Texas League Post-Season All-Star Team and also selected to play in All-Star Game.
- His 19 home runs in 2007 tied for third-most by Angels' minor leaguer (along with Matt Brown and Nick Gorneault)...Ranked second in California League in 2005 with 29 stolen bases.



NON-ROSTER PLAYERS

2009 ANGELS INFORMATION GUIDE

EDDIE McKIERNAN

79

RIGHT-HANDED PITCHER

BATS: Right THROWS: Right HT.: 5-11 WT.: 160

OPENING DAY AGE: 20

BORN: March 21, 1989

BIRTHPLACE: Pasadena, CA

RESIDES: Temple City, CA

ACQUIRED: Selected in 17th round of 2007 free agent draft

(signed, June 13, 2007)

SIGNED THRU: 2009



MCKIERNAN'S LIFETIME PITCHING RECORD

Year	Club	W-L	ERA	G	GS	CG	GF	SHO	SV	IP	H	R	ER	HR	HB	BB	IBB	SO	WP	BK	BA
2007	Angels (ASL)	0-1	2.25	18	0	0	11	0	5	24	21	9	6	0	5	6	0	17	0	0	.241
2008	Cedar Rapids	1-5	3.73	50	0	0	36	0	22	62.2	60	30	26	6	6	16	3	56	2	2	.254
Minor Totals		1-6	3.32	68	0	0	47	0	27	86.2	81	39	32	6	11	22	3	73	2	2	.251

- Eddie Walter McKiernan...Attended Monrovia (CA) High School...Originally signed by Angels' scout Rob Wilfong.
- Ranked second in Midwest League in 2008 with 22 saves and 50 appearances.

RYAN MOUNT

60

INFIELDER

BATS: Left THROWS: Right HT.: 6-0 WT.: 190

OPENING DAY AGE: 22

BORN: Aug. 17, 1986

BIRTHPLACE: West Covina, CA

RESIDES: Chino, CA

ACQUIRED: Selected in 2nd round of 2005 free agent draft

(signed, July 14, 2005)

SIGNED THRU: 2009



MOUNT'S LIFETIME PLAYING RECORD

Year	Club	AVG	G	AB	R	H	2B	3B	HR	RBI	SH	SF	HBP	BB	IBB	SO	SB	CS	GDP	SLG	OBP	E
2005	Angels (ASL)	.216	29	102	15	22	7	1	1	17	0	3	1	17	0	31	4	1	2	.333	.325	5
2006	Orem	.285	69	★277	54	79	14	2	9	38	3	1	2	36	1	67	10	3	4	.448	.370	10
2007	Cedar Rapids	.251	85	303	47	76	11	3	7	36	0	2	3	29	0	70	19	6	2	.376	.320	12
	Angels (ASL)	.333	3	12	0	4	0	0	0	0	0	0	1	1	0	1	0	0	0	.333	.429	0
2008	R. Cucamonga	.290	82	338	68	98	17	5	16	49	1	4	3	23	1	67	10	2	1	.512	.337	13
Minor Totals		.270	268	1032	184	279	49	11	33	140	4	10	10	106	2	236	43	12	9	.435	.341	40

★ led or tied for league lead

- Ryan Bradley Mount...Attended Ayala HS in Chino Hills, CA...Originally signed by Angels' scout Tim Corcoran.
- Pioneer League All-Star Honorable Mention in 2006...Ranked third in league with 54 runs scored in 2006 and also led Orem in at-bats (277), hits (79) and home runs (9).

NON-ROSTER



NON-ROSTER PLAYERS

2009 ANGELS INFORMATION GUIDE

SEAN O'SULLIVAN



70

RIGHT-HANDED PITCHER

BATS: Right THROWS: Right HT.: 6-2 WT.: 230

OPENING DAY AGE: 21

BORN: Sept. 1, 1987

BIRTHPLACE: San Diego, CA

RESIDES: El Cajon, CA

MARRIED: Sabrina Donato, Jan. 10, 2009

ACQUIRED: Selected in 3rd round of 2005 free agent draft (signed, May 29, 2006)

SIGNED THRU: 2009

O'SULLIVAN'S LIFETIME PITCHING RECORD

Year	Club	W-L	ERA	G	GS	CG	GF	SHO	SV	IP	H	R	ER	HR	HB	BB	IBB	SO	WP	BK	BA
2006	— Orem	4-0	★2.14	14	14	0	0	0	0	71.1	65	23	17	2	5	7	0	55	2	0	.239
2007	— Cedar Rapids	10-7	★2.22	25	25	0	0	0	0	158.1	136	58	39	6	9	40	0	125	9	0	.227
2008	— R. Cuca.	★16-8	4.73	28	25	1	1	0	0	158	167	94	83	8	11	50	0	111	12	0	.268
Minor Totals		30-15	3.23	67	64	1	1	0	0	387.2	368	175	139	16	25	97	0	291	23	0	.246

★ led or tied for league lead

NON-ROSTER

- Sean Daniel O'Sullivan...Attended Valhalla HS in El Cajon, CA and Grossmont College in El Cajon, CA...Originally signed by Angels' scout Tim Corcoran.
- Top pitcher in Angels' farm system in 2008 with 16 wins...Also led California League in wins...Finished third in league with 158 innings pitched...Also led Quakes with 111 strikeouts...Named to California League Post-Season All-Star Team in 2008...Selected as Angels Organization Pitcher of Month for July 2008, when he went 5-0 with 1.69 ERA... Also named California League Pitcher of Week, July 21-27.
- Named Angels Organization's Minor League Pitcher of Year in 2007....His 2.22 ERA was tops among all Angels' minor league pitchers and his 125 strikeouts were second-most...Also selected as Angels' Pitcher of the Month for Aug. 2007 and Midwest League Pitcher of Week, Aug. 20-26, 2007....Led Midwest League in ERA (2.22) and ranked second in innings (158.1)...Also led Kernels with 125 strikeouts.
- Selected to 2006 Pioneer League All-Star Team...His 2.14 ERA led the Pioneer League in 2006.

ANGELS MEMORIAL UNIFORM MARKINGS

1978 - Black armband on left sleeve honoring passing of teammate Lyman Bostock.

1992 - Initials "DJ" on left sleeve honoring passing of coach Deron Johnson.

1994-95 - Black armband with "REESE 50" in white on right sleeve and circular black patch with "REESE 50" in white on left sleeve (worn during second half of 1994 and spring of 1995) in honor of the late coach Jimmie Reese.

1999 - Caricature of Gene Autry with "26" in circular patch on right sleeve honoring the late Owner.

* Courtesy of Baseball Hall of Fame



NON-ROSTER PLAYERS

2009 ANGELS INFORMATION GUIDE

MATT PALMER

90 RIGHT-HANDED PITCHER

BATS: Right THROWS: Right HT.: 6-2 WT.: 225

OPENING DAY AGE: 30 **BORN:** March 21, 1979
BIRTHPLACE: Memphis, TN **RESIDES:** Queen Creek, AZ
MARRIED: Michelle Sellers, Feb. 18, 2006
CHILDREN: Justin, Morgan, Keegan
ACQUIRED: Signed as free agent, Jan. 10, 2009
SIGNED THRU: 2009



PALMER'S LIFETIME PLAYING RECORD

Year	Club	W-L	ERA	G	GS	CG	GF	SHO	SV	IP	H	R	ER	HR	HB	BB	IBB	SO	WP	BK	BA
2002	Salem-Keizer	3-2	1.84	16	9	0	3	0	0	53.2	44	15	11	0	3	23	0	49	5	0	.232
2003	Hagerstown	5-0	1.20	44	0	0	41	0	25	52.1	21	7	7	3	4	15	0	56	3	1	.121
	Norwich	0-0	13.50	5	0	0	1	0	0	6.2	12	11	10	0	2	5	0	5	3	0	.364
2004	Norwich	4-7	3.06	42	5	0	17	0	8	79.1	66	35	27	4	7	51	4	81	7	0	.223
2005	Norwich	0-1	2.67	11	2	0	4	0	1	27	22	14	8	2	3	9	0	20	2	0	.212
2006	Connecticut	5-3	1.30	15	9	0	2	0	0	62.1	50	20	9	1	7	10	0	51	1	0	.216
	Fresno	6-4	4.05	15	15	0	0	0	0	91	91	45	41	10	9	30	0	64	3	1	.265
2007	Fresno	11-8	4.32	29	25	1	1	0	0	150	155	80	72	17	12	51	0	98	6	0	.271
	Connecticut	0-0	10.80	1	1	0	0	0	0	5	8	6	6	2	1	2	0	3	1	0	.381
2008	Fresno	6-10	4.18	26	25	1	0	0	0	142	138	71	66	11	10	72	0	★143	11	0	.259
	SF	0-2	8.53	3	3	0	0	0	0	12.2	17	13	12	1	2	13	1	3	0	0	.333
Minor Totals		40-35	3.46	204	91	2	69	0	34	669.1	607	304	257	50	58	268	4	570	42	2	.243

★ led or tied for league lead

- Selected by the San Francisco Giants in 31st round of 2002 free agent draft; Signed, June 7, 2002; Granted free agency, Nov. 3, 2008.
- Jonathan Matthew Palmer...Attended Caruthersville HS (MO), Three Rivers (MO) Comm. College and Missouri State Univ. in Springfield, MO...Originally signed by Giants' scout Todd Thomas.
- Made major league debut, Aug. 16, 2008 vs. Atlanta.
- Led Pacific Coast League with 143 strikeouts in 2008 while pitching for Giants' triple-A affiliate Fresno...Also ranked seventh in league with 4.18 ERA and fifth with 72 walks...Named PCL Player of Week, May 5-11, 2008 and July 15-22, 2006.
- Earned South Atlantic League Rolands Relief Man of the Year Award in 2003, while also winning monthly Rolands honors in May, July and August...Selected to participate in South Atlantic League All-Star Game.

ANGELS

NON-ROSTER



NON-ROSTER PLAYERS

2009 ANGELS INFORMATION GUIDE

ADAM PAVKOVICH

74

INFIELDER

BATS: Right THROWS: Right HT.: 6-2 WT.: 205

OPENING DAY AGE: 27

BORN: Dec. 31, 1981

BIRTHPLACE: Sarasota, FL

RESIDES: Venice, FL

ACQUIRED: Selected in 11th round of 2002 free agent draft

(signed, June 9, 2002)

SIGNED THRU: 2009



PAVKOVICH'S LIFETIME PLAYING RECORD

Year	Club	AVG	G	AB	R	H	2B	3B	HR	RBI	SH	SF	HBP	BB	IBB	SO	SB	CS	GDP	SLG	OBP	E
2003	—Provo	.283	27	106	17	30	6	0	1	11	0	2	4	14	0	21	2	1	2	.368	.381	11
	Cedar Rapids	.320	35	125	20	40	6	0	1	18	3	4	2	13	0	19	1	1	2	.392	.382	9
	Salt Lake	.200	1	5	0	1	0	0	0	0	0	0	0	0	0	0	0	0	0	.200	.200	0
2004	—R. Cucamonga	.227	107	375	59	85	33	2	10	44	6	3	2	36	0	70	4	5	2	.405	.296	22
	Arkansas	.407	8	27	2	11	3	1	1	3	0	0	0	0	0	3	1	1	0	.704	.407	0
	Salt Lake	.269	106	342	50	92	19	4	8	51	7	5	3	27	1	65	5	6	9	.418	.324	17
2006	—Salt Lake	.246	104	317	40	78	16	2	11	46	3	8	3	35	0	66	7	6	11	.413	.320	15
2007	—Salt Lake	.267	88	281	43	75	25	1	2	32	1	2	4	29	0	57	3	7	10	.384	.342	6
2008	—Salt Lake	.280	121	450	76	126	25	4	22	80	3	4	5	38	1	107	8	3	5	.500	.340	11
Minor Totals		.265	597	2028	307	538	133	14	56	285	23	28	23	192	2	408	31	30	41	.428	.332	91

- Adam William Pavkovich...Attended Venice HS in Venice, FL and the University of Alabama in Tuscaloosa, AL...Originally signed by Angels' scout Jeff Crane.
- Hit 22 home runs in 2008 which ranked fifth most in Angels' organization...Played for Tigres del Licey of Dominican Winter League in 2008...Batted .200 (4/20) in six games.
- Led Rancho Cucamonga with 33 doubles in 2004.

CHRIS PETTIT

22

OUTFIELDER

BATS: Right THROWS: Right HT.: 6-0 WT.: 194

OPENING DAY AGE: 24

BORN: Aug. 15, 1984

BIRTHPLACE: Pasadena, CA

RESIDES: San Dimas, CA

ACQUIRED: Selected in 19th round of 2006 free agent draft

(signed, June 12, 2006)

SIGNED THRU: 2009



PETTIT'S LIFETIME PLAYING RECORD

Year	Club	AVG	G	AB	R	H	2B	3B	HR	RBI	SH	SF	HBP	BB	IBB	SO	SB	CS	GDP	SLG	OBP	E
2006	—Orem	.336	68	226	41	76	★25	3	7	54	0	1	14	31	1	48	5	1	5	.566	.445	2
2007	—Cedar Rapids	.346	64	228	47	79	24	1	9	41	0	3	12	23	3	41	17	4	4	.579	.429	3
	R. Cucamonga	.309	69	265	54	82	20	2	9	54	1	2	3	36	1	48	13	3	5	.502	.395	0
2008	—Arkansas	.248	61	222	27	55	12	2	6	26	4	1	8	16	0	39	5	2	4	.401	.320	2
	Angels (ASL)	.231	3	13	3	3	1	0	0	2	0	0	0	2	0	2	0	0	0	.308	.333	0
Minor Totals		.309	265	954	172	295	82	8	31	177	5	7	37	108	5	178	40	10	18	.509	.398	7

★ led or tied for league lead

- Christopher Michael Pettit...Attended San Dimas HS (CA) and Loyola Marymount Univ. in Westchester, CA...Originally signed by Angels' scout Bobby DeJardin.
- Played for Scottsdale Scorpions in 2008 Arizona Fall League, batting .359 (52/145) with 30 runs scored, 13 doubles, one triple, four home runs and 20 RBI in 37 games...Led league in hits, total bases (79), doubles and games played...Selected to AFL's Top Prospects Team...Named as AFL Player of Week in Week 5 (.667, 14/21).
- Named the Angels' Organization Player of Year in 2007 after batting .327 (161/493) at Rancho Cucamonga and Cedar Rapids combined...Posted 18 home runs, 95 RBI and 30 stolen bases...Led all Angels' minor leaguers in RBI and ranked fourth in average and stolen bases.
- Was Pioneer League leader in 2006 in doubles (25) and finished among league leaders in average (.336, 15th), RBI (54, 4th), on-base percentage (.445, 3rd), slugging percentage (.566, 3rd) and extra-base hits (23, 13rd)...Named to 2006 Pioneer League All-Star Team.



NON-ROSTER PLAYERS

2009 ANGELS INFORMATION GUIDE

KEVIN RAMOS

98

INFIELDER

BATS: Right THROWS: Right HT.: 5-11 WT.: 170

OPENING DAY AGE: 22 BORN: June 6, 1986
 BIRTHPLACE: Panama City, PA RESIDES: Panama City, PA
 ACQUIRED: Signed as free agent, Aug. 13, 2007
 SIGNED THRU: 2009



RAMOS' LIFETIME PLAYING RECORD

Year	Club	AVG	G	AB	R	H	2B	3B	HR	RBI	SH	SF	HBP	BB	IBB	SO	SB	CS	GDP	SLG	OBP	E
2008	— Angels (ASL)	.319	40	141	35	45	18	7	1	34	3	3	0	8	0	21	9	5	4	.496	.349	6

- Kevin Wigberto Ramos Caballero...Attended Union College in Barbourville, KY...Originally signed by Angels' scout Kevin Ham.
- Spent just one season at Union College, setting single-season record for hits (98) in 2007...Batted .407 with eight home runs and 71 RBI...Earned First Team All-Appalachian League honors.

FERNANDO RODRIGUEZ

97

RIGHT-HANDED PITCHER

BATS: Right THROWS: Right HT.: 6-3 WT.: 215

OPENING DAY AGE: 24 BORN: June 18, 1984
 BIRTHPLACE: El Paso, TX RESIDES: El Paso, TX
 ACQUIRED: Selected in 18th round of 2003 free agent draft
 (signed, June 25, 2003)
 SIGNED THRU: 2009



F. RODRIGUEZ' LIFETIME PITCHING RECORD

Year	Club	W-L	ERA	G	GS	CG	GF	SHO	SV	IP	H	R	ER	HR	HB	BB	IBB	SO	WP	BK	BA
2003	— Angels (ASL)	0-2	6.48	15	0	0	5	0	0	25	29	24	18	2	2	14	1	27	1	1	.284
	Provo	0-0	1.50	4	0	0	3	0	1	6	9	4	1	1	0	1	0	9	1	0	.333
2004	— Provo	4-3	4.14	14	12	0	1	0	0	58.2	64	35	27	7	2	18	0	54	5	0	.300
2005	— Cedar Rapids	8-10	4.18	28	*28	*4	0	0	0	157.1	161	87	73	8	13	49	0	128	2	1	.265
2006	— R.Cucamonga	11-8	4.57	28	27	1	1	0	0	*163.1	188	92	83	15	7	49	0	112	10	0	.293
2007	— Arkansas	8-4	4.52	22	22	1	0	0	0	125.1	138	71	63	14	5	46	2	61	3	0	.285
2008	— Arkansas	7-11	5.53	33	22	1	2	1	0	136.2	153	96	84	10	10	62	1	85	6	0	.289
Minor Totals		38-38	4.67	144	111	7	12	1	1	672.1	742	409	349	57	39	239	4	476	28	2	.285

* led or tied for league lead

- Fernando Rodriguez Jr....Attended Franklin HS in El Paso, TX...Originally signed by Angels' scout Kevin Ham.
- Led California League in innings pitched in 2006 (163.1) and tied for third with 11 wins...In 2005, ranked first in Midwest League in complete games (4) and starts (28) and finished fourth with 157.1 innings....Also led 2005 Kernels in strikeouts (128)...Led Provo in 2004 in innings (58.2) and strikeouts (54).

NON-ROSTER



NON-ROSTER PLAYERS

2009 ANGELS INFORMATION GUIDE

FRANCISCO RODRIGUEZ

94 RIGHT-HANDED PITCHER
 BATS: Right THROWS: Right HT.: 6-3 WT.: 215

OPENING DAY AGE: 26 BORN: February 26, 1983
 BIRTHPLACE: Mexicali, MX RESIDES: Mexicali, MX
 ACQUIRED: Signed as free agent, Dec. 26, 2005
 SIGNED THRU: 2009



FR. RODRIGUEZ' LIFETIME PITCHING RECORD

Year	Club	W-L	ERA	G	GS	CG	GF	SHO	SV	IP	H	R	ER	HR	HB	BB	IBB	SO	WP	BK	BA
2006	—R. Cucamonga	5-13*	5.47	26	25	1	0	1	0	133.1	158	95	81	11	13	68	0	83	10	0	.300
2007	—R. Cucamonga	4-8	5.96	39	8	0	9	0	2	105.2	117	76	70	11	6	53	0	70	12	0	.285
2008	—Arkansas	5-5	3.82	50	0	0	17	0	2	75.1	76	41	32	9	5	33	1	69	7	0	.262
Minor Totals		14-26	5.24	115	33	1	26	1	4	314.1	351	212	183	31	24	154	1	222	29	0	.286

* led or tied for league lead

- Francisco Rodriguez Murillo...Attended Instituto Nacional de Preparatorias (MX)...Originally signed by Angels' scouts Bobby Magallanes and Jeff Malinoff.
- Pitched for Caneros de los Mochis in 2008 Mexican Winter League, going 2-2 with 3.38 ERA (7 ER - 18.2 IP) in 20 relief appearances...Walked 15 and struck out 16...Named California League Pitcher of Week, May 8-14, 2006...Led league with 13 losses that year.

NON-ROSTER

ANDREW ROMINE

32 INFIELDER
 BATS: Switch THROWS: Right HT.: 6-1 WT.: 190

OPENING DAY AGE: 23 BORN: Dec. 24, 1985
 BIRTHPLACE: Winter Haven, FL RESIDES: Lake Forest, CA
 ACQUIRED: Selected in 5th round of 2007 free agent draft
 (signed, June 25, 2007)
 SIGNED THRU: 2009



ROMINE'S LIFETIME PLAYING RECORD

Year	Club	AVG	G	AB	R	H	2B	3B	HR	RBI	SH	SF	HBP	BB	IBB	SO	SB	CS	GDP	SLG	OBP	E
2007	—Orem	.286	56	231	38	66	6	6	5	35	0	0	2	16	0	38	12	4	3	.429	.337	14
2008	—Cedar Rapids	.260	126	461	79	120	21	4	2	34	12	6	9	55	2	76	H62	18	5	.336	.344	25
Minor Totals		.269	182	692	117	186	27	10	7	69	12	6	11	71	2	114	74	22	8	.367	.344	39

* led or tied for league lead

- Andrew James Romine...Attended Trabuco Hills HS (CA) and Arizona State Univ. in Tempe, AZ...Son of former Boston Red Sox outfielder Kevin Romine...Brother Austin plays in Yankee farm system...Originally signed by Angels' scout John Gracio.
- Led the entire Angels' organization and also Midwest League in 2008 with 62 stolen bases...Ranked second in league with 79 runs scored...Named Organization's Defensive Player of Month in August 2008...Selected as Pioneer League Player of Week, July 9-15, 2007.



ALBERTO ROSARIO

56

CATCHER

BATS: Right THROWS: Right HT.: 5-10 WT.: 190

OPENING DAY AGE: 22

BORN: Jan. 10, 1987

BIRTHPLACE: Bonao, DO

RESIDES: El Fondo, Bonao, DO

ACQUIRED: Signed as free agent, Jan. 19, 2005

SIGNED THRU: 2009



ROSARIO'S LIFETIME PLAYING RECORD

Year	Club	AVG	G	AB	R	H	2B	3B	HR	RBI	SH	SF	HB	BB	IBB	SO	SB	CS	GDP	SLG	OBP	E
2005	— Angels (DSL)	.227	46	163	21	37	4	0	12	2	0	5	6	0	18	5	3	2	.252	.276	0	
2006	— Angels (DSL)	.275	55	178	28	49	5	4	0	23	3	2	4	18	1	21	3	5	7	.348	.351	5
2007	— Angels (ASL)	.301	19	73	11	22	4	0	1	9	1	1	1	5	0	9	2	2	2	.397	.350	7
2008	— R. Cucamonga	.218	42	124	11	27	5	0	14	0	2	0	8	0	18	3	1	3	.258	.261	3	
	— Orem	.236	14	55	5	13	5	1	0	9	0	0	1	1	0	13	0	0	1	.364	.263	0
	— Salt Lake	.333	1	3	1	1	0	0	0	0	0	0	0	0	0	0	0	0	0	.333	.333	0
	— Cedar Rapids	.239	16	46	5	11	2	0	0	2	2	0	0	1	0	11	1	1	0	.283	.255	2
Minor Totals		.249	193	642	82	160	25	5	1	69	8	5	11	39	1	90	14	12	15	.308	.301	17

■ Alberto Rosario...Attended Liceo Elias Rodriguez Escuela (DO)...Originally signed by Angels' scout Leo Perez.

HAINLEY STATIA

6

INFIELDER

BATS: Switch THROWS: Right HT.: 5-10 WT.: 160

OPENING DAY AGE: 23

BORN: Jan. 19, 1986

BIRTHPLACE: Curacao, Neth. Antilles RESIDES: Willemstad, Curacao, Neth. Antilles

ACQUIRED: Selected in 9th round of 2004 free agent draft (signed, June 11, 2004)

SIGNED THRU: 2009



STATIA'S LIFETIME PLAYING RECORD

Year	Club	AVG	G	AB	R	H	2B	3B	HR	RBI	SH	SF	HBP	BB	IBB	SO	SB	CS	GDP	SLG	OBP	E
2005	— R. Cucamonga	.245	23	106	12	26	2	0	1	8	0	0	1	5	0	13	6	3	2	.292	.286	2
	— Orem	.300	68	277	44	83	17	6	2	41	5	0	3	23	0	40	12	10	8	.426	.360	15
2006	— Cedar Rapids	.297	111	417	68	124	31	1	1	38	8	0	3	52	2	54	23	15	7	.384	.379	16
	— R. Cucamonga	.300	18	60	8	18	2	1	0	8	0	1	1	8	0	7	1	1	2	.367	.386	2
2007	— R. Cucamonga	.288	135	549	86	158	27	7	3	74	5	5	2	48	1	79	29	8	12	.379	.344	23
2008	— Arkansas	.242	59	223	26	54	12	3	1	20	12	2	1	14	1	17	8	4	7	.336	.288	7
Minor Totals		.284	414	1632	244	463	91	18	8	189	30	8	11	150	4	210	79	41	38	.376	.346	66

★ led or tied for league lead

■ Hainley Charles Statia (HINE-lee STAY-sha)...Attended Trinity Christian Academy (Lake Worth, FL)...Originally signed by Angels' scout Mike Silvestri.

■ Named as Angels' Organization Defensive Player of Month in May 2008.

■ Named as the Angels' Organization Defensive Player of Year in 2007...Selected as Angels Defensive Player of Month in April 2007...Selected to play in California League All-Star Game...In 2007, led California League in games played (135) and ranked second in hits (158)...Also led Quakes in average (.288), at-bats (549), runs (86), doubles (27), triples (7, tied) and RBI (74)...His 29 stolen bases were fifth-most among all Angels' minor leaguers.

■ Selected to participate in 2006 Midwest League All-Star Game...Led Cedar Rapids in 2006 with .297 batting average (No. 9 in league) and 31 doubles.

■ Chosen to 2005 Pioneer League Honorable Mention squad.



NON-ROSTER PLAYERS

2009 ANGELS INFORMATION GUIDE

ALEX TORRES

89

LEFT-HANDED PITCHER

BATS: Left THROWS: Right HT.: 5-10 WT.: 175

OPENING DAY AGE: 21

BORN: Dec. 8, 1987

BIRTHPLACE: Valencia, Carabobo, VZ RESIDES: Valencia, Carabobo, VZ

ACQUIRED: Signed as free agent, Jan. 12, 2005

SIGNED THRU: 2009



TORRES' LIFETIME PLAYING RECORD

Year	Club	W-L	ERA	G	GS	CG	GF	SHO	SV	IP	H	R	ER	HR	HB	BB	IBB	SO	WP	BK	BA
2005	— Angels (DSL)	4-2	1.52	9	9	1	0	1	0	53.1	23	20	9	2	4	23	0	87	5	0	.122
2006	— Angels (ASL)	2-5	4.29	14	9	0	1	0	1	50.1	42	28	24	1	2	36	0	47	6	0	.235
2007	— Angels (ASL)	1-0	4.76	4	0	0	0	0	0	5.2	4	6	3	0	1	8	0	3	7	2	.190
2008	— Angels (ASL)	4-0	1.54	4	4	0	0	0	0	23.1	11	4	4	1	1	10	0	24	2	0	.153
	R. Cucamonga	3-2	3.91	10	10	0	0	0	0	53	52	26	23	1	3	29	0	62	8	1	.264
Minor Totals		14-9	3.05	41	32	1	1	1	1	185.2	132	84	63	5	11	106	0	223	28	3	.201

- Alexander Jesus Torres Matos...Attended Unidad Educativa Privado Bello Monte (VZ)...Originally signed by Angels' scout Carlos Porte.

JORDAN WALDEN

31

RIGHT-HANDED PITCHER

BATS: Right THROWS: Right HT.: 6-5 WT.: 240

OPENING DAY AGE: 21

BORN: Nov. 16, 1987

BIRTHPLACE: Fort Worth, TX RESIDES: Mansfield, TX

ACQUIRED: Selected in 12th round of 2006 free agent draft

(signed, May 29, 2007)

SIGNED THRU: 2009



WALDEN'S LIFETIME PITCHING RECORD

Year	Club	W-L	ERA	G	GS	CG	GF	SHO	SV	IP	H	R	ER	HR	HB	BB	IBB	SO	WP	BK	BA
2007	— Orem	1-1	3.08	15	15	0	0	0	0	64.1	49	27	22	3	3	17	0	63	3	0	.209
2008	— Cedar Rapids	4-6	2.18	18	18	1	0	0	0	107.1	80	32	26	3	3	32	0	91	5	1	.207
	R. Cucamonga	5-2	4.04	9	9	0	0	0	0	49	42	30	22	4	2	24	0	50	3	0	.226
Minor Totals		10-9	2.85	42	42	1	0	0	0	220.2	171	89	70	10	8	73	0	204	11	1	.212

- Jordan Craig Walden...Attended Mansfield HS (TX) and Grayson Community College (Denison, TX)...Originally signed by Angels' scout Arnold Brathwaite.
- Led Angels' Organizational players in 2008 with 141 strikeouts...Also ranked second with 2.76 ERA...Named California League Pitcher of Week, Aug. 4-10, 2008.
- Ranked second among all Angels' minor leaguers and in Pioneer League with 3.08 ERA in 2007.

NON-ROSTER



NON-ROSTER PLAYERS

2009 ANGELS INFORMATION GUIDE

MATT WILHITE

55

RIGHT-HANDED PITCHER

BATS: Right THROWS: Right HT.: 5-11 WT.: 185

OPENING DAY AGE: 27

BORN: July 3, 1981

BIRTHPLACE: Bowling Green, KY RESIDES: Franklin, KY

ACQUIRED: Signed as free agent, June 21, 2003

SIGNED THRU: 2009



WILHITE'S LIFETIME PITCHING RECORD

Year	Club	W-L	ERA	G	GS	CG	GF	SHO	SV	IP	H	R	ER	HR	HB	BB	IBB	SO	WP	BK	BA
2003	Kenosha (Ind.)	0-1	3.18	3	0	0	0	0	0	5.2	9	3	2	0	0	1	0	4	1	0	.375
	Provo	2-0	2.63	12	0	0	6	0	4	27.1	23	11	8	1	0	5	0	17	0	0	.228
	Arkansas	0-2	8.38	5	0	0	2	0	2	9.2	17	12	9	3	0	1	0	8	0	0	.378
2004	R. Cucamonga	6-4	3.75	53	0	0	9	0	0	86.1	89	45	36	5	3	20	0	61	2	0	.272
2005	Arkansas	1-2	4.07	*56	0	0	14	0	2	59.2	67	31	27	5	3	15	0	32	1	1	.300
2006	Salt Lake	7-2	3.49	54	0	0	11	0	1	80	79	34	31	7	1	21	0	36	1	3	.266
2007	Salt Lake	3-4	4.70	49	0	0	11	0	3	74.2	89	48	39	8	5	20	1	40	0	2	.301
2008	Salt Lake	7-0	4.71	47	0	0	19	0	0	63	75	37	33	9	0	16	0	58	2	0	.299
Minor Totals		26-15	4.10	279	0	0	73	0	13	406.1	448	221	185	38	12	99	1	256	7	6	.283

* led or tied for league lead

- Matthew Thomas Wilhite...Attended Franklin-Simpson HS (KY) and Western Kentucky Univ. (Bowling Green, KY)... Originally signed by Angels' scout Tom Kotchman.
- Selected to 2005 Texas League All-Star Game....Finished first in league with 56 appearances.

FLINT WIPKE

8

CATCHER

BATS: Right THROWS: Right HT.: 6-0 WT.: 215

OPENING DAY AGE: 26

BORN: Jan. 22, 1983

BIRTHPLACE: Louisiana, MO RESIDES: Gainesville, FL

MARRIED: Ashley Poser, Nov. 22, 2008

ACQUIRED: Selected in 38th round of 2005 free agent draft (signed, June 14, 2005)

SIGNED THRU: 2009



WIPKE'S LIFETIME PLAYING RECORD

Year	Club	AVG	G	AB	R	H	2B	3B	HR	RBI	SH	SF	HBP	BB	IBB	SO	SB	CS	GDP	SLG	OBP	E
2005	Orem	.295	28	78	17	23	5	1	5	19	4	1	3	14	1	25	1	1	0	.577	.417	2
2006	Cedar Rapids	.236	108	403	45	95	18	8	6	34	0	2	7	33	1	110	11	12	7	.365	.303	6
2007	R. Cucamonga	.176	65	216	21	38	11	0	2	18	1	0	2	25	0	77	5	2	2	.255	.267	10
	Arkansas	.313	5	16	4	5	0	0	0	1	0	0	0	3	0	2	1	0	1	.313	.421	0
2008	R. Cucamonga	.253	41	146	17	37	12	0	4	24	2	0	1	14	1	59	1	1	2	.418	.323	3
	Salt Lake	.077	5	13	3	1	0	0	0	0	0	0	0	2	0	7	1	0	1	.077	.200	0
	Arkansas	.278	11	36	3	10	3	0	3	5	0	0	0	2	0	14	2	1	0	.611	.316	1
Minor Totals		.230	263	908	110	209	49	9	20	101	7	3	13	93	3	294	22	17	13	.370	.310	22

- Sidney Errol Flint Wipke...Attended P.K. Yonge HS in Gainesville, FL and Georgia Southern Univ. in Statesboro, GA... Originally signed by Angels' scout Chris McAlpin.
- In 2008 off-season, helped coach baseball at Oak Hall HS in Gainesville, FL for head coach Rick Reichardt, who was a former Angels pitcher (1964-70).

NON-ROSTER



40-MAN ROSTER

2009 ANGELS INFORMATION GUIDE

MANAGER: Mike Scioscia (14) **COACHES:** Mickey Hatcher (7), Hitting; Mike Butcher (23), Pitching; Orlando Mercado (88), Bullpen; Alfredo Griffin (4), First Base; Dino Ebel (21), Third Base; Ron Roenicke (10), Bench **BULLPEN COORDINATOR:** Steve Soliz **CERTIFIED ATHLETIC TRAINERS:** Ned Bergert, Rick Smith, Adam Nevala **STRENGTH & CONDITIONING SPECIALIST:** T.J. Harrington **EQUIPMENT MANAGER:** Ken Higdon

No.	PITCHERS (18)	B	T	Ht.	Wt.	Born	Birthplace	Residence	2008 Club(s)	W-L	ERA	G	GS	CG	SHO	SV	IP	H	R	ER	BB	SO	MLSV	
34	Adenhart, Nick	R	R	6-3	200	8/24/86	Silver Springs, MD	Baltimore, MD	Salt Lake	9-13	5.76	26	26	0	0	0	145.1	173	99	93	75	110	0,012	
									LAA	1-0	9.00	3	3	0	0	0	12	18	12	12	13	4		
66	Arredondo, Jose	R	R	6-0	185	3/12/84	San Pedro de Macoris, DR	San Pedro de Macoris, DR	Salt Lake	1-1	2.12	15	0	0	0	10	17	12	4	4	4	15		
									LAA	10-2	1.62	52	0	0	0	0	61	42	15	11	22	55	0,142	
52	Bulger, Jason	R	R	6-4	210	12/6/78	Atlanta, GA	Snellville, GA	Salt Lake	4-0	0.63	27	0	0	0	16	43	25	3	3	22	75	0,122	
									LAA	0-0	7.31	14	0	0	0	0	16	15	13	13	9	20		
45	Escobar, Kelvin	R	R	6-1	230	4/11/76	La Guaira, VZ	Baquisimetó, VZ	LAA														11,040	
40	Fuentes, Brian	L	L	6-4	230	8/9/75	Merced, CA	Merced, CA	Colorado	1-5	2.73	67	0	0	0	30	62.2	47	22	19	22	82	6,125	
65	Jeppsen, Kevin	R	R	6-3	215	7/26/84	Anaheim, CA	Phoenix, AZ	Arkansas	2-1	1.42	25	0	0	0	11	31.2	22	5	5	18	35	0,022	
									Salt Lake	1-3	2.35	4	0	0	0	0	23	17	9	6	12	21		
									LAA	0-1	4.32	9	0	0	0	0	8.1	8	5	4	4	7		
41	Lackey, John	R	R	6-6	240	10/23/78	Abilene, TX	Newport Beach, CA	Cucomonga	0-0	4.00	3	3	0	0	0	9	8	4	4	2	11	6,095	
									Salt Lake	12-5	3.75	24	24	3	0	0	163.1	161	71	68	40	130		
68	Loux, Shane	R	R	6-2	235	8/31/79	Rapid City, SD	Chandler, AZ	Salt Lake	12-6	3.98	22	22	1	0	0	138	154	69	61	40	77	0,141	
									LAA	0-0	2.81	7	0	0	0	0	16	16	6	5	2	4		
58	Moseley, Dustin	R	R	6-4	215	12/26/81	Texarkana, AR	Texarkana, AR	LAA	2-4	6.79	12	10	0	0	0	50.1	70	38	38	20	37	1,108	
									Salt Lake	7-10	6.94	20	20	0	0	0	116.2	150	93	90	34	83		
38	Oliver, Darren	R	L	6-2	200	10/6/70	Kansas City, MO	South Lake, TX	LAA	7-1	2.88	54	0	0	0	0	72	67	24	23	16	48	13,127	
83	Ortega, Anthony	R	R	6-0	210	8/24/85	Ocumare del Tuy, VZ	Charallave, Miranda, VZ	Arkansas	9-7	3.73	22	22	1	1	0	135	124	65	56	49	83	0,000	
									Salt Lake	5-0	2.52	6	6	0	0	0	39.1	46	14	11	6	22		
73	Rodriguez, Rafael	R	R	6-1	175	9/24/84	Cotui, DR	Santo Domingo, DR	Arkansas	2-4	1.86	42	0	0	0	0	11	53.1	46	11	11	11	48	0,000
									Salt Lake	2-0	6.28	9	0	0	0	0	14.1	20	12	10	6	8		
54	Samtana, Evin	R	R	6-2	185	12/12/82	San Cristobal, DR	San Cristobal, DR	LAA	16-7	3.49	32	32	2	1	0	219	198	89	85	47	214	3,104	
51	Saunders, Joe	L	L	6-3	210	6/16/81	Springfield, VA	Chandler, AZ	LAA	17-7	3.41	31	31	1	0	0	198	187	82	75	53	103	2,013	
62	Shields, Scot	R	R	6-1	180	7/22/75	Ft. Lauderdale, FL	Northville, MI	Cucomonga	0-0	0.00	1	0	0	0	0	1	2	0	0	0	3	6,146	
									LAA	6-4	2.70	64	0	0	0	4	63.1	56	29	19	29	64		
33	Speier, Justin	R	R	6-3	205	11/6/73	Walnut Creek, CA	Paradise Valley, AZ	LAA	2-8	5.03	62	0	0	0	0	68	69	41	38	27	56	9,082	
63	Thompson, Rich	R	R	6-1	180	7/1/84	Hornsby, Australia	Sydney, Australia	Salt Lake	1-0	4.05	10	0	0	0	0	13.1	12	6	6	9	11	0,039	
									LAA	0-0	22.50	2	0	0	0	0	2	4	5	2	1			
36	Weaver, Jared	R	R	6-7	205	10/4/82	Northridge, CA	Simi Valley, CA	LAA	11-10	4.33	30	30	0	0	0	176.2	173	88	85	54	152	2,129	

No.	CATCHERS (4)	B	T	Ht.	Wt.	WL	Born	Birthplace	Residence	2008 Club(s)	AVG	G	AB	R	H	2B	3B	HR	RBI	BB	SO	SB	CS	MLSV
28	Buddle, Ryan	R	R	5-11	210	8/15/79	Midwest City, OK	Midwest City, OK	Oklahoma City, OK	Salt Lake	.202	48	173	16	35	8	2	2	23	10	47	3	0	0.147
										LAA	.000	8	2	0	0	0	0	0	0	0	0	0	0	0
5	Mathis, Jeff	R	R	6-0	200	3/31/83	Marianna, FL	Marianna, FL	Marianna, FL	LAA	.194	94	283	35	55	8	0	9	42	30	90	2	2	2.012
44	Napoli, Mike	R	R	6-0	215	10/31/81	Hollywood, FL	Hollywood, FL	Cooper City, FL	LAA	.273	78	227	39	62	9	1	20	49	35	70	3	3	2.151
										Cucamonga	.571	5	14	3	3	0	1	4	2	2	0	0	0	0
46	Wilson, Bobby	R	R	6-0	220	4/8/83	Dunedin, FL	Dunedin, FL	Seminole, FL	Salt Lake	.312	72	260	33	81	20	0	4	45	29	45	0	0	0.147
										LAA	.167	7	6	0	1	0	0	0	1	1	3	0	0	0
No.	INFELDERS (11)	B	T	Ht.	Wt.	Born	Birthplace	Residence	2008 Club(s)	AVG	G	AB	R	H	2B	3B	HR	RBI	BB	SO	SB	CS	MLSV	
2	Aybar, Erick	S	R	5-10	170	1/14/84	Bani, DR	Bani, DR	Bani, DR	LAA	.277	98	346	53	96	18	5	3	39	14	45	7	2	2.086
										Cucamonga	.400	3	10	2	4	1	0	3	0	0	2	0	0	0
43	Brown, Matt	R	R	6-0	200	8/8/82	Bellevue, WA	Bellevue, WA	Wenatchee, WA	Salt Lake	.320	97	400	75	128	33	4	21	67	32	80	4	2	0.058
										LAA	.053	11	19	0	1	1	0	0	3	1	10	0	0	0
9	Figgins, Chone	S	R	5-8	180	1/22/78	Leary, GA	Plant City, FL	Plant City, FL	LAA	.276	116	453	72	125	14	1	1	22	62	80	34	13	5.145
										Salt Lake	.200	3	10	2	2	0	0	0	2	3	0	0	0	0
13	Izturis, Maicer	S	R	5-8	170	9/12/80	Barquisimeto, VZ	Barquisimeto, VZ	Barquisimeto, VZ	LAA	.269	79	290	44	78	14	2	3	37	26	27	11	2	4.038
										Cucamonga	.500	1	2	0	1	0	0	0	0	0	1	0	0	0
47	Kendrick, Howie	R	R	5-10	200	7/12/83	Jacksonville, FL	Jacksonville, FL	Phoenix, AZ	LAA	.306	92	340	43	104	26	2	3	37	12	58	11	4	2.101
										Cucamonga	.833	2	6	3	5	0	0	2	2	0	1	0	0	0
19	Morales, Kendry	S	R	6-1	225	6/20/83	Fomento, Cuba	Fomento, Cuba	Santo Domingo, DR	Salt Lake	.200	2	5	0	1	0	0	0	1	0	1	0	0	0
										LAA	.213	27	61	7	13	2	0	3	8	4	7	0	1	1.057
39	Quinlan, Robb	R	R	6-1	215	3/17/77	St. Paul, MN	St. Paul, MN	Minnetonka, MN	LAA	.262	68	164	15	43	1	2	1	11	14	28	4	2	5.040
18	Rodriguez, Sean	R	R	6-0	190	4/26/85	Miami, FL	Miami, FL	Miami, FL	Salt Lake	.306	66	248	68	76	19	1	21	52	29	45	4	1	0.107
										LAA	.204	59	167	18	34	8	1	3	10	14	55	3	1	0.021
59	Sandoval, Freddy	S	R	6-1	200	8/16/82	Tijuana, MX	Tijuana, MX	Medford, OR	Salt Lake	.335	131	525	92	176	45	2	15	88	47	74	6	3	0.021
										LAA	.167	6	0	1	0	0	0	0	0	1	0	0	0	0
35	Trumbo, Mark	R	R	6-4	220	1/16/86	Anaheim, CA	Anaheim, CA	Orange, CA	Cucamonga	.283	103	407	70	115	28	2	26	68	26	67	7	3	0.000
										Arkansas	.276	32	123	13	34	7	1	6	25	7	29	1	2	0.116
3	Wood, Brandon	R	R	6-3	210	3/2/85	Austin, TX	Austin, TX	Scottsdale, AZ	Salt Lake	.296	103	395	82	117	21	2	31	84	45	104	6	5	0.116
										LAA	.200	55	150	12	30	4	0	5	13	4	43	4	0	0
No.	OUTFIELDERS (7)	B	T	Ht.	Wt.	Born	Birthplace	Residence	2008 Club(s)	AVG	G	AB	R	H	2B	3B	HR	RBI	BB	SO	SB	CS	MLSV	
53	Abreu, Bobby	L	R	6-0	210	3/11/74	Aragua, VZ	Maracay, VZ	Maracay, VZ	INNY	.296	156	609	100	180	39	4	20	100	73	109	22	11	11.165
64	Evans, Terry	R	R	6-3	205	1/19/82	Dublin, VA	Woodstock, GA	Woodstock, GA	Salt Lake	.270	46	174	31	47	12	0	4	21	20	60	6	5	0.026
27	Guerrero, Vladimir	R	R	6-3	235	2/9/75	Nizao, Bani, DR	Don Gregorio, Bani, DR	Don Gregorio, Bani, DR	LAA	.303	143	541	85	164	31	3	27	91	51	77	5	3	12.018
48	Hunter, Tori	R	R	6-2	225	7/18/75	Pine Bluff, AR	Prosper, TX	Prosper, TX	LAA	.278	146	551	85	153	37	2	21	78	50	108	19	5	9.135
24	Matthews Jr., Gary	S	R	6-3	225	8/25/74	San Francisco, CA	Houston, TX	Houston, TX	LAA	.242	127	426	53	103	19	3	8	46	45	95	8	3	8.104
20	Rivera, Juan	R	R	6-2	230	7/3/78	Guatenas, VZ	Guatenas, VZ	Guatenas, VZ	LAA	.246	89	256	31	63	13	0	12	45	16	33	1	1	6.047
77	Willits, Reggie	S	R	5-11	185	5/30/81	Chickasha, OK	Fl. Cobb, OK	Fl. Cobb, OK	LAA	.194	82	108	21	21	4	0	7	21	26	2	1	1	2.067
										Salt Lake	.378	10	37	7	14	2	1	0	4	5	6	1	1	0
										Cucamonga	.357	4	14	4	5	0	0	0	0	2	1	2	0	0

2009 ROSTER



NON-ROSTER INVITEES

2009 ANGELS INFORMATION GUIDE

No.	PITCHERS (13)	B	T	Ht.	Wt.	Born	Birthplace	Residence	2008 Club(s)	W-L	ERA	G	GS	CG	SHO	SV	IP	H	R	ER	BB	SO	MSLV	
49	Austen, David	R	R	6-1	185	5/21/81	St. Petersburg, FL	Coconut Creek, FL	Arkansas	2-3	4.50	10	6	0	0	0	42	52	23	21	4	20	0.000	
		R	R	6-0	200	8/26/87	Wichita Falls, TX	Wichita Falls, TX	Salt Lake	1-3	8.04	10	4	0	0	0	28	41	27	25	9	19	0.000	
91	Brasier, Ryan	R	R	6-2	205	12/28/84	Brunswick, GA	Jesup, GA	Cedar Rapids	0-0	2.70	3	0	0	0	1	3.1	3	1	1	2	0	0.000	
12	Browning, Barrett	L	L	6-2	205	12/28/84	Brunswick, GA	Jesup, GA	Cucamonga	2-1	4.01	30	0	0	0	6	33.2	35	16	15	16	39	0.000	
		L	L	6-4	210	1/8/81	Panama City, FL	Panama City, FL	Arkansas	1-1	5.97	27	0	0	0	1	31.2	31	21	21	14	34	0.000	
86	Davidson, Daniel	L	L	6-4	210	1/8/81	Panama City, FL	Panama City, FL	Arkansas	1-0	2.93	20	6	0	0	0	46	35	15	15	15	44	0.000	
		R	R	6-5	230	9/4/85	Panama City, FL	Southport, FL	Salt Lake	0-0	2.35	4	0	0	0	0	7.2	7	2	2	0	2	0.000	
77	Hendron, David	R	R	6-5	230	9/4/85	Panama City, FL	Southport, FL	Cucamonga	3-7	5.01	43	12	0	0	0	100.2	120	58	56	17	70	0.000	
79	McKiernan, Eddie	R	R	5-11	170	3/21/89	Pasadena, CA	Temple City, CA	Cedar Rapids	1-5	3.73	50	0	0	0	22	62.2	60	30	26	16	56	0.000	
70	O'Sullivan, Sean	R	R	6-3	230	9/1/87	San Diego, CA	El Cajon, CA	Cucamonga	16-8	4.73	28	25	1	0	0	158	167	94	83	50	111	0.000	
90	Palmer, Matt	R	R	6-2	225	3/21/79	Memphis, TN	Canthersville, MO	Fresno	6-10	4.18	26	25	1	0	0	142	138	71	66	72	143	0.013	
		R	R	6-3	215	6/18/84	El Paso, TX	El Paso, TX	San Francisco	0-2	8.53	3	0	0	0	0	12.2	17	13	12	13	3	0.000	
97	Rodriguez, Fernando	R	R	6-3	215	6/18/84	El Paso, TX	El Paso, TX	Arkansas	7-11	5.53	33	22	1	1	0	136.2	153	96	84	62	85	0.000	
94	Rodriguez, Francisco	R	R	6-3	215	6/19/88	Mexicali, MX	Mexicali, MX	Arkansas	5-5	3.82	50	0	0	0	2	75.1	76	41	32	33	69	0.000	
89	Torres, Alex	L	L	5-10	175	12/8/87	Carabobo, VZ	Carabobo, VZ	Cucamonga	3-2	3.91	10	10	0	0	0	53	52	26	23	29	62	0.000	
31	Walden, Jordan	R	R	6-5	240	11/16/87	Fort Worth, TX	Manfield, TX	Cedar Rapids	4-6	2.18	18	18	1	0	0	107.1	80	32	26	32	91	0.000	
		R	R	5-11	185	7/3/81	Bowling Green, KY	Franklin, KY	Cucamonga	5-2	4.04	9	9	0	0	0	49	42	30	22	24	50	0.000	
55	Wilhite, Matt	R	R	5-11	185	7/3/81	Bowling Green, KY	Franklin, KY	Salt Lake	7-0	4.71	47	0	0	0	0	63	75	37	33	16	58	0.000	
No.	CATCHERS (5)	B	T	Ht.	Wt.	Born	Birthplace	Residence	2008 Club(s)	AVG	G	AB	R	H	2B	3B	HR	RBI	BB	SO	SB	CS	MSLV	
17	Conger, Hank	S	R	6-1	220	1/29/88	Federal Way, WA	Huntington Beach, CA	Cucamonga	.303	73	294	47	89	20	2	13	75	14	55	2	1	0.000	
96	De Los Santos, Anel	R	R	6-3	210	6/19/88	San Cristobal, DO	San Cristobal, DO	Cedar Rapids	.178	62	225	19	40	6	0	3	25	5	69	6	6	0.000	
37	Johnson, Ben	S	R	6-0	220	10/17/81	Seattle, WA	Bellevue, WA	Arkansas	.262	106	409	55	107	19	1	20	77	17	80	6	5	0.000	
		R	R	5-10	190	1/10/87	Bonao, DO	El Fondo, Bonao, DO	Salt Lake	.225	22	71	9	16	2	0	3	13	1	7	0	0	0.000	
56	Rosario, Alberto	R	R	5-10	190	1/10/87	Bonao, DO	El Fondo, Bonao, DO	Orem	.236	14	55	5	13	5	1	0	9	1	13	0	0	0.000	
		R	R	6-0	215	1/22/83	Louisiana, MO	Gainesville, FL	Cedar Rapids	.239	16	46	5	11	2	0	0	2	1	11	1	1	0.000	
8	Wipke, Rint	R	R	6-0	215	1/22/83	Louisiana, MO	Gainesville, FL	Cucamonga	.218	42	124	11	27	5	0	0	14	8	18	3	1	0.000	
		R	R	6-0	215	1/22/83	Louisiana, MO	Gainesville, FL	Cucamonga	.253	41	146	17	37	12	0	4	24	14	59	1	1	0.000	
		R	R	6-0	215	1/22/83	Louisiana, MO	Gainesville, FL	Arkansas	.278	11	36	3	10	3	0	3	5	2	14	2	1	0.000	
		R	R	6-0	215	1/22/83	Louisiana, MO	Gainesville, FL	Salt Lake	.077	5	13	3	1	0	0	0	0	0	2	7	1	0	0.000
No.	INFELDERS (6)	B	T	Ht.	Wt.	Born	Birthplace	Residence	2008 Club(s)	AVG	G	AB	R	H	2B	3B	HR	RBI	BB	SO	SB	CS	MSLV	
57	Figueras, Luis	S	R	5-9	165	2/16/74	Bayamon, PR	Vega Alta, PR	Iowa	.300	112	370	59	111	18	1	2	46	33	30	1	2	0.043	
60	Mount, Ryan	L	R	6-0	190	8/17/86	West Covina, CA	Chino, CA	Cucamonga	.290	82	338	68	98	17	5	16	49	23	67	10	2	0.000	
74	Pakvorch, Adam	R	R	6-2	205	3/18/78	Santa Rosa, CA	Cloverdale, CA	Salt Lake	.280	121	506	76	126	25	4	22	80	38	107	8	3	0.000	
32	Ramos, Kevin	R	R	5-11	170	6/6/86	Panama City, PAN	Panama City, PAN	Angels (ASL)	.319	40	141	35	45	18	7	1	34	8	21	9	0.000		
98	Romine, Andrew	S	R	6-1	185	12/24/85	Winter Haven, FL	Lake Forest, CA	Cedar Rapids	.260	126	461	79	120	21	4	2	34	55	76	62	18	0.000	
6	Strait, Hainley	S	R	5-10	160	1/19/86	Curacao, Neth. Antilles	Willemsstad, Curacao	Arkansas	.242	59	223	26	54	12	3	1	20	14	17	8	4	0.000	
No.	OUTFIELDERS (8)	B	T	Ht.	Wt.	Born	Birthplace	Residence	2008 Club(s)	AVG	G	AB	R	H	2B	3B	HR	RBI	BB	SO	SB	CS	MSLV	
25	Bourjos, Peter	R	R	6-1	180	8/16/78	Paik Ridge, IL	Scottsdale, AZ	Cucamonga	.295	121	509	83	150	29	10	9	51	19	96	50	10	0.000	
95	Coon, Brad	L	L	6-0	175	12/11/82	Euclid, OH	Willowick, OH	Salt Lake	.306	85	337	73	103	9	2	4	30	47	52	17	10	0.000	
22	Pettitt, Chris	R	R	6-0	194	8/15/84	Pasadena, CA	San Dimas, CA	Arkansas	.248	61	222	27	55	12	2	6	26	16	39	5	2	0.000	

HOW THE 2009 ANGELS WERE BUILT

2009 ANGELS INFORMATION GUIDE

AMATEUR FREE AGENT DRAFT (18)

Player	Draft	Phase	Round
Nick Adenhardt	June, 2004	Regular	14th
Matt Brown	June, 2001	Regular	10th
Ryan Budde	June, 2001	Regular	12th
Kevin Jepsen	June, 2002	Regular	2nd
Howie Kendrick	June, 2002	Regular	10th
John Lackey	June, 1999	Regular	2nd
Jeff Mathis	June, 2001	Regular	1st (33rd overall)
Mike Napoli	June, 2000	Regular	17th
Robb Quinlan	June, 1999	Regular	10th
Sean Rodriguez	June, 2003	Regular	3rd
Freddy Sandoval	June, 2004	Regular	8th
Joe Saunders	June, 2002	Regular	1st (12th overall)
Scot Shields	June, 1997	Regular	38th
Mark Trumbo	June, 2004	Regular	18th
Jered Weaver	June, 2004	Regular	1st (12th overall)
Reggie Willits	June, 2003	Regular	7th
Bobby Wilson	June, 2002	Regular	48th
Brandon Wood	June, 2003	Regular	1st (23rd overall)

SIGNED AS MAJOR LEAGUE FREE AGENT (9)

Player	Previous Organization	Date
Bobby Abreu	New York (AL)	Feb. 12, 2009
Kelvim Escobar	Toronto	Nov. 24, 2003
Brian Fuentes	Colorado	Dec. 31, 2008
Vladimir Guerrero	Montreal	Jan. 12, 2004
Torii Hunter	Minnesota	Nov. 21, 2007
Gary Matthews Jr.	Texas	Nov. 22, 2006
Kendry Morales	None	Dec. 1, 2004
Darren Oliver	New York (NL)	Dec. 11, 2006
Justin Speier	Toronto	Nov. 19, 2006

SIGNED AS MINOR LEAGUE FREE AGENT (8)

Player	Previous Organization	Date
Jose Arredondo	None	June 25, 2002
Erick Aybar	None	Feb. 4, 2002
Jason Bulger	Arizona	Jan. 19, 2007
Shane Loux	Kansas City	Nov. 13, 2007
Anthony Ortega	None	Oct. 13, 2003
Rafael Rodriguez	None	July 20, 2001
Ervin Santana	None	Sept. 2, 2000
Rich Thompson	None	Feb. 13, 2002

ACQUIRED BY TRADE (5)

Player	From	Date	For
Terry Evans	St. Louis	July 5, 2006	Jeff Weaver
Chone Figgins	Colorado	July 13, 2001	Kimera Bartee
Maicer Izturis	Washington	Nov. 19, 2004	Jose Guillen
Dustin Moseley	Cincinnati	Dec. 14, 2004	Ramon Ortiz
Juan Rivera	Washington	Nov. 19, 2004	Jose Guillen



2009 NUMERICAL ROSTER

2009 ANGELS INFORMATION GUIDE

Reporting to Spring Training - Numerical Roster

2	AYBAR, ERICK	INF	47	KENDRICK, HOWIE	INF
3	WOOD, BRANDON	INF	48	HUNTER, TORII	OF
4	GRIFFIN, ALFREDO	CCH	49	AUSTEN, DAVID ★	RHP
5	MATHIS, JEFF	C	51	SAUNDERS, JOE	LHP
6	STATIA, HAINLEY ★	INF	52	BULGER, JASON	RHP
7	HATCHER, MICKY	CCH	53	ABREU, BOBBY	OF
8	WIPKE, FLINT ★	C	54	SANTANA, ERVIN	RHP
9	FIGGINS, CHONE	INF	55	WILHITE, MATT ★	RHP
10	ROENICKE, RON	CCH	56	ROSARIO, ALBERTO ★	C
12	BROWNING, BARRET ★	LHP	57	FIGUEROA, LUIS ★	INF
13	IZTURIS, MAICER	INF	58	MOSELEY, DUSTIN	RHP
14	SCIOSCIA, MIKE	MGR	59	SANDOVAL, FREDDY	INF
17	CONGER, HANK ★	C	60	MDUNT, RYAN ★	INF
18	RODRIGUEZ, SEAN	INF	61	SOLIZ, STEVE	CCH
19	MORALES, KENDRY	OF	62	SHIELDS, SCOT	RHP
20	RIVERA, JUAN	OF	63	THOMPSON, RICH	RHP
21	EBEL, DINO	CCH	64	EVANS, TERRY	OF
22	PETTIT, CHRIS ★	OF	65	JEPSEN, KEVIN	RHP
23	BUTCHER, MIKE	CCH	66	ARREDONDO, JOSE	RHP
24	MATTHEWS JR., GARY	OF	68	LOUX, SHANE	RHP
25	BOURJOS, PETER ★	OF	70	O'SULLIVAN, SEAN ★	RHP
27	GUERRERO, VLADIMIR	OF	73	RODRIGUEZ, RAFAEL	RHP
28	BUDE, RYAN	C	74	PAVKOVICH, ADAM ★	INF
31	WALDEN, JORDAN ★	RHP	77	WILLITS, REGGIE	OF
32	ROMINE, ANDREW ★	INF	79	MCKIERNAN, EDDIE ★	RHP
33	SPEIER, JUSTIN	RHP	83	ORTEGA, ANTHONY	RHP
34	ADENHART, NICK	RHP	86	DAVIDSON, DANIEL ★	LHP
35	TRUMBO, MARK	INF	87	HERNDON, DAVID ★	RHP
36	WEAVER, JERED	RHP	88	MERCADO, ORLANDO	CCH
37	JOHNSON, BEN ★	C	89	TORRES, ALEX ★	LHP
38	OLIVER, DARREN	LHP	90	PALMER, MATT ★	RHP
39	QUINLAN, ROBB	OF	91	BRASIER, RYAN ★	RHP
40	FUENTES, BRIAN	LHP	94	RODRIGUEZ, FRANCISCO ★	RHP
41	LACKEY, JOHN	RHP	95	COON, BRAD ★	OF
43	BROWN, MATT	INF	96	DE LOS SANTOS, ANEL ★	C
44	NAPOLI, MIKE	C	97	RODRIGUEZ, FERNANDO ★	RHP
45	ESCOBAR, KELVIM	RHP	98	RAMOS, KEVIN ★	INF
46	WILSON, BOBBY	C	★	Indicates Non-Roster Invitees (27)	

PRONUNCIATIONS

Jose ARREDONDO (Air-uh-DON-doe)
 David AUSTEN ("Austin")
 Erick AYBAR (EYE-bar)
 Peter BOURJOS (BORE-jus)
 Ryan BRASIER (BRAY-zhur)
 Ryan BUDE ("Buddy")
 Jason BULGER (Bowl-JER)
 ANEL De Los Santos (UH-nell)
 Dino EBEL (EEE-bull)

Chone ("Shawn") FIGGINS
 MAICER (My-SAIR) IZTURIS (Iss-TUR-iss)
 Shane LOUX ("Lukes")
 Mike NAPOLI (NAP-o-lee)
 Adam PAVKOVICH (PAV-kuh-vitch)
 Ron ROENICKE (REN-uh-key)
 Andrew ROMINE (ROW-mine)
 Justin SPEIER (SPY-er)
 HAINLEY (HINE-lee) STATIA (STAY-sha)

IN-SEASON BIRTHDAYS

March

Brandon Wood, March 2nd
 Bobby Abreu, March 11th
 Jose Arredondo, March 12th
 Jeff Mathis, March 31st

April

Bobby Wilson, April 8th
 Kelvin Escobar, April 11th
 Sean Rodriguez, April 26th

May

Mike Butcher, May 10
 Reggie Willits, May 30th

June

Joe Saunders, June 16th
 Kendry Morales, June 20th

July

Rich Thompson, July 1st
 Juan Rivera, July 3rd
 Torii Hunter, July 18th
 Howie Kendrick, July 12th
 Scot Shields, July 22nd
 Kevin Jepsen, July 26th

August

Matt Brown, Aug. 8th
 Brian Fuentes, Aug. 9th
 Ryan Buade, Aug. 15th
 Freddy Sandoval, Aug. 16th
 Ron Roenicke, Aug. 19th
 Nick Adenhardt, Aug. 24th
 Anthony Ortega, Aug. 24th
 Gary Matthews Jr., Aug. 25th
 Shane Loux, Aug. 31st


September

Maicer Izturis, Sept. 12th
 Rafael Rodriguez, Sept. 24th

October

Jered Weaver, Oct. 4th
 Darren Oliver, Oct. 6th
 John Lackey, Oct. 23rd
 Mike Napoli, Oct. 31st





MINOR LEAGUE SYSTEM

2009 ANGELS INFORMATION GUIDE

MINOR LEAGUE INSTRUCTORS

2009 ANGELS INFORMATION GUIDE

Field Coordinator/Roving Hitting Coordinator	Todd Takayoshi
Roving Infield Coordinator	Rob Picciolo
Roving Pitching Coordinator	Kernan Ronan
Roving Outfield, Baserunning & Bunting Instructor	Eric Owens
Roving Catching Coordinator	Tom Gregorio
Roving Strength & Conditioning Coordinator	Steve Patera
Trainer's Coordinator	Geoff Hosstetter
Physical Therapist	David Hogarth
Special Assignment Catching Coordinator	Bill Lachemann

MINOR LEAGUE AFFILIATES

SALT LAKE BEES

CLASS AAA - PACIFIC COAST LEAGUE



FRANKLIN COVEY FIELD
77 West 1300 South
Salt Lake City, UT 84115
(801) 350-6900
(801) 485-6818 FAX
www.slbees.com

President	Randy Rigby
Vice President/General Manager	Marc Amicone
Vice President of Communications	Linda Luchetti
Communications Coordinator	Hannah Lee
Manager	Bobby Mitchell
Pitching Coach	Erik Bennett
Coach	Jim Eppard
Trainer	Brian Reinker
2008 Record:	84-60 overall (1st place); 1-3 in playoffs

ARKANSAS TRAVELERS

CLASS AA - TEXAS LEAGUE



DICKEY-STEPHENS PARK
400 W. Broadway
No. Little Rock, AR 72114
(501) 664-1555
(501) 664-1834 FAX
www.travs.com

Exec. V.P./Chief Operating Officer	Bill Valentine
General Manager	Pete Laven
Director of Broadcasting/Media Relations	Phil Elson
Manager	Bobby Magallanes
Pitching Coach	Ken Patterson
Coach	Francisco Matos
Trainer	Eric Munson
2008 Record:	62-78 overall; 36-34 in 1st half (T1st), 26-44 in 2nd half (4th); 6-2 in playoffs for Texas League Title

RANCHO CUCAMONGA QUAKES

CLASS A - CALIFORNIA LEAGUE



THE EPICENTER
8408 Rochester Avenue
Rancho Cucamonga, CA 91730
(909) 481-5000
(909) 481-5005 FAX
www.rcquakes.com

Chairman	Hank Stickney
Executive Vice President & General Manager	Gerard McKearney
Director, Marketing	Kevin Shaw
Manager, Broadcasting & Media Relations	Jeff Levering
Manager	Keith Johnson
Pitching Coach	Dan Ricabal
Coach	Damon Mashore
Trainer	Mike Metcalfe
2008 Record:	67-74 overall; 30-40 in 1st half (5th), 37-34 in 2nd half (T3rd)



MINOR LEAGUE AFFILIATES

2009 ANGELS INFORMATION GUIDE

CEDAR RAPIDS KERNELS **CLASS A - MIDWEST LEAGUE**

VETERANS MEMORIAL STADIUM
950 Rockford Road S.W.
Cedar Rapids, IA 52404
(319) 363-3887
(319) 363-5631 FAX
www.kernels.com



President	Tom Barbee
General Manager	Jack Roeder
Director of Communications	Andrew Pantini
Director of Broadcasting	John Rodgers
Manager	Bill Mosiello
Pitching Coach	Brandon Emanuel
Coach	Brent Del Chiaro
Trainer	Dan Nichols
2008 Record:	.72-66 overall; 32-36 in 1st half (5th), 40-30 in 2nd half (2nd); 2-2 in playoffs

OREM OWLZ **ADVANCED ROOKIE - PIONEER LEAGUE**

HOME OF THE OWLZ
970 West University Parkway
Orem, UT 84058
(801) 377-BALL (2255)
(801) 377-2345 FAX
www.oremowlz.com



Owner	Jeff Katofsky
General Manager	Aaron Wells
Asst. General Manager	Blake Buswell
Director of Media Relations/Broadcasting	Matt Gittins
Manager	Tom Kotchman
Pitching Coach	Zeke Zimmerman
Coach	Mike Eylward
Trainer	Michael Dart
2008 Record:	.52-23 overall; 25-13 in 1st half (1st), 27-10 in 2nd half (1st), 3-3 in playoffs

ARIZONA ANGELS **ROOKIE - ARIZONA LEAGUE**

MINOR LEAGUE COMPLEX
2225 West Westcourt Way
Tempe, AZ 85282
(480) 858-7555
(480) 858-7550 FAX



Operations Manager	Eric Blum
Manager	Ty Boykin
Pitching Coach	Trevor Wilson
Coach	Dick Schofield
Trainer	Zachary Jones
2008 Record:	.39-17 overall; 21-7 in 1st half (1st), 18-10 in 2nd half (3rd); 0-1 in playoffs

SAN PEDRO DE MACORIS ANGELS **ROOKIE - DOMINICAN SUMMER LEAGUE**

ANGELS DOMINICAN COMPLEX
El Penon, San Pedro de Macoris, DR
(809) 591-1785



Manager	Charlie Romero
Pitching Coach	Santos Alcalá
Coach	Edgal Rodríguez
Trainer	Miguel Arias
2008 Record:	.47-24 overall (T1st); 3-2 in playoffs

MINOR LEAGUE SYSTEM



MINOR LEAGUE STAFF

2009 ANGELS INFORMATION GUIDE



TODD TAKAYOSHI

FIELD COORDINATOR/ROVING HITTING COORDINATOR

Begins first season as the Angels' minor league field coordinator (replacing Bruce Hines, who love to become a major league coach for the Mariners) and third season as Angels' roving hitting coordinator...Served as roving catching instructor in 2006...Spent two previous seasons (2004-05) as hitting coach at Arkansas...Travelers' .281 batting average in 2005 tied for league-lead; club also led league in home runs (152) and fewest strikeouts (835)...Was hitting coach at Rancho Cucamonga in 2003 and Cedar Rapids in 2002...A two-time minor league batting champion, Angels signed him as free agent left-handed hitting catcher, Jan. 10, 1993...Spent four seasons in Angels' farm system (1993-96), compiling .307 career average...Led Pioneer League in hitting (.358) in debut season at rookie Pocatella in 1993...Spent two seasons (1997-98) with Reno of independent Western League (player/coach in 1998)...

...Earned League MVP honors in 1997, hitting league-leading .407...Retired from baseball following 1998 and worked four years for Alaska Airlines...Attended University of Hawaii, where he played baseball (1988-91) and majored in sociology (minor in ethnic studies)...Batted .350 in 1991, earning All-Western Athletic Conference honors...Married (Saori) with three children (Taegan, Tommy and Taryn) and resides in Spanaway, WA.



ROB PICCIOLO

ROVING INFIELD COORDINATOR

Joined Angels' organization in 2006 as roving infield coordinator and returns for fourth season...Spent previous 20 seasons in San Diego Padres' organization, serving as third base coach (2003-05), bench coach (1993-2002), first base coach (mid-1990-92), roving infield instructor (1988-1990) and minor league manager (1986-87) at rookie-level Spokane...Earned 1987 Northwest League Manager of Year honors after leading Indians to league title with 54-22 record...Owns a 93-57 (.620) managerial record in two seasons...Played nine seasons as an infielder with Oakland (1977-82, 85), Milwaukee (1982-83) and California (1984), compiling a .234 lifetime batting average with 17 HR and 109 RBI in 730 major league games...Member of 1982 A.L. Champion Brewers and 1981 A.L. West Division Champion A's...

Drafted by Oakland in first round (4th pick, secondary phase) of 1975 free agent draft...Made major league debut with Oakland, April 9, 1977...Graduated from Pepperdine University (Malibu, CA) in 1975 with a bachelor's degree in journalism...Led Waves to West Coast Athletic Conference title in 1974...Graduated in 1971 from Westchester (CA) HS, where he was all-league in baseball and basketball...Has been active in San Diego community, serving as honorary chairman of the 65 Roses Sports Club for Cystic Fibrosis Foundation of San Diego...Awarded first-ever Padres Community Hero Award in 1998...Married (Debby) with two children (Bret and Dustin)...Resides in San Diego, CA...Last name is pronounced "PEACH-uh-low".



KERNAN RONAN

ROVING PITCHING COORDINATOR

Begins 21st season in Angels' organization and third as Angels' roving pitching coordinator...Spent 2005 and 2006 as pitching coach for single-A Cedar Rapids...Previously was pitching coach at double-A Arkansas (2004), rookie Provo (2002-03), single-A Rancho Cucamonga (2001), single-A Lake Elsinore (1998-2000), rookie Butte (1997), double-A Midland (1991-1996) and single-A Palm Springs (1989-90)...Before joining the Angels, he coached one season (1987) at South Mountain Community College...Played five seasons in Giants' organization (1981-1985) after being selected in 18th round of 1981 June amateur draft...Pitched two seasons (1980-81) at Northern Arizona University and two seasons (1978-79) at Glendale Community College...Also played quarterback for Glendale football team one season...Earned business degree from Arizona State University in 1989...Attended Brophy Prep School in Phoenix, AZ...Served as pitching coach for 2005 Surprise Scorpions in Arizona Fall League...Has also coached winter leagues in Dominican Republic, Venezuela and Mexico...Resides in Phoenix, AZ with wife Diane.



TOM GREGORIO

ROVING CATCHING COORDINATOR

2009 marks third season as Angels' roving catching coordinator...Spent 10 seasons (1999-2005) as catcher in Angels' farm system before being traded to Oakland, June 30, 2005 (for cash considerations)...Played final minor league season (2006) in Texas organization...Compiled .244 (356/1461) batting average with 167 runs scored, 79 doubles, four triples, 27 home runs and 192 RBI in 423 career minor league games...Played 12 games for major league Angels in 2003 as a September call-up and made major league debut Sept. 5 vs. Kansas City (no plate appearance)...Made first major league start in second game of doubleheader, Sept. 6 vs. Kansas City, collecting first hit (single) in first at-bat...His two-run single Sept. 24th vs. Seattle proved to be game-winner and marked first two RBI of major league career...Drafted by Angels in 27th round of 1999 free agent draft and signed, June 5, 1999...Played for Italy in the 2006 World Baseball Classic...Born in Brooklyn, NY, he graduated from Tottenville High School (Staten Island, NY) in 1995...Attended Troy State (AL) University (1996-99)...Married (Nicole) and resides in Phoenix, AZ.



ERIC OWENS

ROVING OUTFIELD, BASERUNNING & BUNTING COORDINATOR

A longtime major league outfielder, Owens takes over as the Angels' Roving Outfield, Baserunning and Bunting Coordinator in 2009...Spent last three seasons as hitting coach in Angels' farm system, including 2008 stint at double-A Arkansas, where Travelers won Texas League Championship...Served previous two seasons (2006-07) as hitting coach at single-A Cedar Rapids...2007 Kernels led league in home runs and stolen bases...Prior to joining the Angels' farm system, his major league playing career spanned nine seasons with Reds (1995-97), Brewers (1998), Padres (1999-2000), Marlins (2001-02) and Angels (2003)...Compiled .264 average (621/2,353) with 26 home runs, 214 RBI and 126 stolen bases in 806 major league games... Originally signed by Reds, June 2, 1992, after being selected in fourth round of 1992 Free Agent

Draft...Played baseball and football at Ferrum (VA) College, where he was teammate of major league closer Billy Wagner... Earned first team All-American honors in 1991 and 1992, leading his team to NCAA Regionals three times...Batted over .400 in each of his three seasons and, upon leaving Ferrum, owned school career marks for batting average (.430), stolen bases (68) and triples (18)...Born in Danville, VA, he is married (Bridget) with four children (Alyssa, Makayla, Montana and McKenzie) and resides in Phoenix, AZ.



BILL LACHEMANN

SPECIAL ASSIGNMENT CATCHING COORDINATOR

Returns for 25th season in Angels' organization (since 1985) and seventh as Angels' Special Assignment Catching Coordinator...Spent two seasons as coach at Salt Lake (2001-02) and two seasons at Erie (1999-2000)...Managed rookie-level Butte for two seasons (1997-98), compiling 56-92 record...Served as bullpen coach for California Angels in 1995 and 1996, joining brother Marcel Lachemann's staff, Sept. 22, 1994...Bill has also guided Angels' affiliates in Mesa (1990-94), Palm Springs (1987-89) and Quad Cities (1985-86)...Led Palm Springs to first half title in 1988... Before joining Angels' organization, spent nine seasons as minor league coach with San Francisco (1976-84)...Coached at Great Falls (1976-81), Fresno (1982) and Clinton (1983-84)...Played six seasons (1955-61) in Dodgers organization...Graduated from College of Great Falls (MT) in 1971 with

bachelor's degree in teaching...Earned All-City honors as catcher at Dorsey High in Los Angeles (CA), where he was teammate of Hall of Fame manager Sparky Anderson...Brothers Rene and Marcel both work in Rockies' organization: Marcel is Special Assistant to the General Manager and Rene is a minor league manager. Married (Darriel) with three children (Colleen, Bill and Tim)...Resides in Great Falls, MT....Full name is William Charles Lachemann.

ANGELS 2009 TOP 10 PROSPECTS BY BASEBALL AMERICA

- | | | |
|-----|-----------------|-----|
| 1. | Nick Adenhardt | RHP |
| 2. | Jordan Walden | RHP |
| 3. | Peter Bourjos | OF |
| 4. | Trevor Reckling | LHP |
| 5. | Sean O'Sullivan | RHP |
| 6. | Kevin Jepsen | RHP |
| 7. | Hank Conger | C |
| 8. | Mark Trumbo | 1B |
| 9. | Anthony Ortega | RHP |
| 10. | Mason Tobin | RHP |

MINOR LEAGUE MANAGERS

2009 ANGELS INFORMATION GUIDE



TY BOYKIN ROOKIE LEVEL TEMPE

Member of Angels' organization as player or coach since 1991...Owns 404-483 (.455) managerial record in eight seasons...Named 2008 Arizona League Manager of the Year after leading rookie-level Angels to a 39-17 record (.696) and first place finish in the first half with a 21-7 mark (team lost the Championship Game at end of season)...His .696 winning percentage led all Angels' affiliates in 2008....In 2007, compiled 33-23 record at Tempe, including 19-9 mark in first half for second place finish...Managed double-A Arkansas in 2006 after spending 2005 season at single-A Rancho Cucamonga (62-77)...Took leave of absence from Travelers, July 30, due to family illness, compiling 40-66 record prior to leave (Keith Johnson served as interim manager for remainder of season)...Boykin also managed Arkansas in 2003 (70-70) and 2004 (59-80)...Served as Travelers' hitting coach in 2002....In 2001, led Cedar Rapids to 60-77 record in first full season as manager (he first took over position, May 5, 2000, after manager Mitch Seoane left)...Led Kernels to 41-73 mark over remainder of 2000 season...Served as hitting coach for Cedar Rapids from 1998-2000...Spent 1997 season as hitting coach at single-A Lake Elsinore after retiring as player following 1996...Was player-coach in final playing season at double-A Midland in 1996...Played outfield for six seasons (1991-96) in Angels' organization, reaching double-A level...Owns .255 (440/1,726) career batting average with 34 home runs and 240 RBI in 513 games...Signed with Angels as free agent in May 1991 (he was signed by Tom Kotchman)...Attended Jacksonville (FL) University from 1986-91...Graduated from Brookland-Casey High School in Casey, SC, in 1986...Married (Sharon) with two sons (Tyronne Jr. and Aaron)...Born April 25, 1968, he resides in Phoenix, AZ...Full name is Tyrone Anthony Boykin.

BOYKIN'S MANAGERIAL RECORD

Year	Club	League	Won	Lost	Pct.	Finish
2000	Cedar Rapids	Midwest	41	73	.360	8th/7th
2001	Cedar Rapids	Midwest	60	77	.438	5th/4th
2003	Arkansas	Texas	70	70	.500	3rd/3rd
2004	Arkansas	Texas	59	80	.424	4th/4th
2005	Rancho Cucamonga	California	62	77	.446	4th/3rd
2006	Arkansas	Texas	40	66	.377	4th/3rd [^]
2007	Tempe	Arizona	33	23	.589	2nd/4th
2008	Tempe	Arizona	39	17	.696	1st/3rd [^]
TOTALS (8 seasons)			404	483	.455	

[^]Reached playoffs

[^]Took leave of absence for final 32 games



KEITH JOHNSON SINGLE-A RANCHO CUCAMONGA

Keith Johnson begins his sixth season in the Angels' organization and first season as manager at Rancho Cucamonga...Spent 2008 season at single-A Cedar Rapids, where he led Kernels, who reached playoffs as wild card winner in second half, to 72-66 overall mark and a sweep in the Western Division Semifinals (team lost in Division Finals series)...He spent the previous two seasons (2006-07) as hitting coach at double-A Arkansas...In 2006, Travelers led all double-A baseball with 158 home runs...Took over as Arkansas' interim manager for final 32 games of 2006 season (after Tyrone Boykin took leave of absence)...Travelers posted 11-21 record under Johnson during final month of season...Spent 2005 as batting coach for Pioneer League champion Orem Owlz...Was hitting coach for Mesa Angels in rookie Arizona League in 2004...Played professionally for 11 seasons as infielder with Los Angeles Dodgers (1993-98, 2001), Arizona Diamondbacks (1999) and Anaheim Angels (2000, 2002-03)...Batted .262 with 125 home runs and 640 RBI in 1,340 minor league games...Appeared for Angels in six games in 2000, batting .500 (2/4) with two runs scored...Made major league debut, April 17, 2000 versus Toronto as pinch-runner and defensive replacement...Was originally drafted by Los Angeles Dodgers in fourth round of 1992 free agent draft and signed June 4, 1992...Retired as player after 2003 season...Attended University of Pacific in Stockton, CA, where he majored in sports medicine and played three seasons (1990-92) for the UOP baseball team...Prepped at Hanford (CA) High where he played baseball (infielder), basketball (guard) and football (quarterback) and graduated in 1992...Resides in Park City, UT, with wife Malena, daughter Maya and stepson Corey...Also has son Jeremy and daughter Kodee.

JOHNSON'S MANAGERIAL RECORD

Year	Club	League	Won	Lost	Pct.	Finish
2006	Arkansas	Texas	11	21	.344	3rd [^]
2008	Cedar Rapids	Midwest	72	66	.522	5th/2nd [^]
TOTALS (1 season)			83	87	.488	

[^]Reached playoffs

[^]Interim Manager

MINOR LEAGUE MANAGERS

2009 ANGELS INFORMATION GUIDE



TOM KOTCHMAN ROOKIE LEVEL OREM

Owens longest tenure of any Angels' manager in farm system, beginning 26th season with club and 31st overall in professional baseball...Owns 1,532-1,292 (.542) overall managerial record in 30 seasons, including 1,304-977 (.571) in Angels' organization (25 seasons)...Has led his rookie-level teams (Provo/Orem) to Pioneer League playoffs for eight straight seasons (2001-08)...Begins fifth season at Orem, leading Angels' rookie affiliate to five straight playoff appearances and three Pioneer League Championships in five seasons (Orem in 2005 & 2007 and Provo in 2004)...2008 Owlz finished 52-23 (.693) overall (third best record in club history), including a franchise-best 14-game win streak...Orem won South Division title (2-1) before losing in Championship round (1-2)...Captured 1,500th career victory with 5-3 win over Ogden, June 27...Took leave of absence

due to family illness (Aug. 21), missing final 15 games of regular season and playoffs...Owlz finished 37-39 in 2007, including 20-18 in the second half to finish second and earn a playoff wild card berth (18-21, 3rd place in first half)...Orem went a perfect 4-0 in playoffs to capture third Pioneer League championship in four years...In 2006, led Owlz to 45-31 record, winning both halves of Pioneer League slate but losing in South Division playoffs...The 2005 Owlz went 38-38 and captured fifth straight Southern Division title...Provo won a fourth-straight South Division title with 44-32 overall record in 2004...Was named Pioneer League Manager of Year in 2004...Guided Provo to a 54-22 record in 2003, tying Pioneer League record for most wins, and a third straight South Division title...Was named 2003 All-Pioneer League honorable mention manager...In 2002, led Angels to 38-38 record and second-straight post-season appearance...Provo won South Division title (2-0) before losing in Pioneer League Championships (1-2)...In 2001, he guided Provo to 53-23 record (2-2 in playoffs) and the Pioneer League South Division Championship...Spent 11 previous seasons at Angels' single-A Boise (1990-2000), guiding Hawks to four Northwest League championships, including unprecedented three straight (1991, 1993-95), and seven playoff appearances (also won Division crown in 1990, 1997-98 and 2000)...Boise finished in first place tie with 41-35 record in 2000 as he posted 500th Northwest League victory, Sept. 4...Named Northwest League Manager of Year once (1992)...Spent three seasons (1987-89) as manager of triple-A Edmonton, posting 202-223 record...Named California League Manager of Year in 1986 with Palm Springs and in 1984 with Redwood...Has also managed in Boston and Detroit organizations, winning Manager of Year with rookie-level Bristol in 1980...Has managed major leaguers Roger Clemens, Devon White, Mark McLemore, Dante Bichette, Garret Anderson and Troy Percival...Attended Chipola (FL) Junior College (1973-74) and Georgia Southern (1976)...Played professionally in Cincinnati organization for two years (1977-78)...Inducted into Seminole (FL) High School's Basketball and Baseball Hall of Fames...Also works as free agent area scout for Angels in Florida during off-season...Inducted into Professional Baseball Scouts Hall of Fame, July 12, 2008, at inaugural induction ceremony at Fort Myers Miracle...Married (Susan) with two children (son Casey and daughter Christal)...First baseman Casey was Angels' first round draft pick in 2001 and is currently a member of Atlanta Braves...Resides in Seminole, FL.

KOTCHMAN'S MANAGERIAL RECORD

Year	Club	League	Won	Lost	Pct.	Finish
1979	Auburn	New York Penn	22	45	.328	5th
1980	Bristol	Appalachian	36	33	.522	2nd
1981	Macon	So. Atlantic	62	79	.440	3rd/5th
1982	Winter Haven	Florida St.	59	74	.444	5th/5th
1983	Winter Haven	Florida St.	49	84	.368	5th/5th
1984	Redwood	California	91	48	.655	2nd/1st*
1985	Redwood	California	70	76	.479	4th/2nd
1986	Palm Springs	California	87	55	.613	1st/2nd
1987	Edmonton	Pacific Coast	69	74	.483	4th/4th
1988	Edmonton	Pacific Coast	68	73	.483	5th/4th
1989	Edmonton	Pacific Coast	65	76	.461	4th/4th
1990	Boise	Northwest	53	23	.697	1st*
1991	Boise	Northwest	50	26	.658	1st#
1992	Boise	Northwest	40	36	.526	2nd
1993	Boise	Northwest	43	35	.551	1st#
1994	Boise	Northwest	44	32	.579	1st#
1995	Boise	Northwest	48	27	.640	1st#
1996	Boise	Northwest	43	33	.566	2nd
1997	Boise	Northwest	51	25	.671	1st*
1998	Boise	Northwest	47	29	.618	1st-T*
1999	Boise	Northwest	43	33	.566	2nd
2000	Boise	Northwest	41	35	.539	1st-T
2001	Provo	Pioneer	53	23	.697	1st/1st*
2002	Provo	Pioneer	38	38	.500	1st/2nd*
2003	Provo	Pioneer	54	22	.711	1st/1st*
2004	Provo	Pioneer	44	32	.579	1st/1st*
2005	Orem	Pioneer	38	38	.500	3rd/1st#
2006	Orem	Pioneer	45	31	.592	1st/1st*
2007	Orem	Pioneer	37	39	.487	3rd/2nd#
2008	Orem	Pioneer	42	18	.700	

1st/1st**

TOTALS (30 seasons)

1532

1292

.542

*Reached playoffs

#Won League Title

^Took leave of absence for final 15 games

MINOR LEAGUE SYSTEM



MINOR LEAGUE MANAGERS

2009 ANGELS INFORMATION GUIDE



BOBBY MAGALLANES DOUBLE-A ARKANSAS

Begins third season as manager at double-A Arkansas after spending three previous seasons as manager at single-A Cedar Rapids...Eighth season in Angels' organization...Owns 332-366 (.476) managerial record in five seasons...Led 2008 Travelers to the Texas League title, defeating Frisco in Championship Series (3-2) and NW Arkansas in first round (3-0)...Arkansas finished 62-78 overall (.443) but tied for first half title (36-34) to earn playoff spot...In managerial debut in 2004, led Kernels to 75-64 overall record, including 42-27 mark in first half (second place) to earn playoff spot (Cedar Rapids lost in first round of Midwest League playoffs)...Spent previous two seasons as hitting coach at rookie-level Mesa and as a free agent scout...Before joining Angels, played 10 minor league seasons and six of his teams won division championships...Spent previous six seasons in Mexican League for Mexico City Diablos (1996-98), Cancun Lobstermen (1998), Torreon Cottonpickers (1999), Mexico City Tigers (2000-01) and Puebla Parrots (2001)...His 2000 Mexico City team won Mexican League summer championship...Also played for Allentown of Independent Northern League in 1999...Drafted by Seattle in 50th round of 1989 free agent draft and signed in August 1989 after spending summer playing for Team USA...Was named MVP of Team USA Series against both Japan and Korea...Played three seasons (1990-92) in Mariners' organization before injuries hampered his career (he suffered season-ending ankle injury in 1992 and shoulder injury in 1993)...Baseball America named him Best Defensive Third Baseman in 1991...Underwent "Orel Hershiser" surgery in 1993 and, following two-year rehabilitation stint, signed with Chicago Cubs in 1995...Torn hamstring on final day of spring training caused him to miss minor league season...Played in Texas-Louisiana Independent League in 1995 for both Pueblo and Rio Grande Valley...In 1996, signed by Houston Astros, playing for Texas League Champion Jackson Generals...Graduated in 1987 from Bell (CA) High School, where he played baseball (shortstop) and basketball (guard)...Played baseball two seasons (1988-89) at Cerritos (CA) Junior College, winning state title in 1989...Was named Angels' organization's Minor League Employee of the Year in 2003...Coached this past winter in the Dominican Republic Winter League for the Estrellas Orientales...Managed Mexicali in Mexican Winter League in 2007 and the Scottsdale Scorpions in the Arizona Fall League in 2006...Brother Ever, who spent past two seasons as manager in Angels' organization, is manager of White Sox double-A affiliate Birmingham...Bobby is married (Claudia) with two children (Paulina and Joshua)...Resides in Goodyear, AZ.

MAGALLANES' MANAGERIAL RECORD

Year	Club	League	Won	Lost	Pct.	Finish
2004	Cedar Rapids	Midwest	75	64	.540	2nd/9th*
2005	Cedar Rapids	Midwest	65	75	.464	8th/5th
2006	Cedar Rapids	Midwest	65	74	.468	6th/4th
2007	Arkansas	Texas	65	75	.464	3rd/3rd
2008	Arkansas	Texas	62	78	.443	1st/6th#
TOTALS (5 seasons)			332	366	.476	

* Reached playoffs

Won League Title



BOBBY MITCHELL TRIPLE-A SALT LAKE

Begins seventh season in Angels' organization, fourth as manager and second at triple-A Salt Lake...Owns 216-208 (.509) managerial record in three seasons...In first season at Salt Lake, led Bees to 84-60 mark and first place finish in Northern Division (team went 1-3 in first round of playoffs)...Bees had a record-setting 21-1 start to season and finished 23-2 in April...Began managerial career at single-A Rancho Cucamonga, leading Quakes to 63-77 mark in 2006 and 69-71 in 2007...Spent previous three seasons (2003-05) as Angels' roving outfield/baserunning/bunting instructor...Spent six seasons (1997-2002) in Red Sox organization as roving outfield/baserunning coach...Worked in same capacity for San Diego Padres in 1995-96 and Montreal Expos from 1992-94...Played four seasons in the major leagues with Los Angeles (1980-81) and Minnesota (1982-83), compiling a .243 lifetime batting average with 43 RBI in 202 major league games...Was a member of the 1981 World Champion Dodgers team...Set a San Antonio (double-A Texas League) franchise record with 49 stolen bases...Drafted by Los Angeles in seventh round of June 1977 draft... Played outfield at University of Southern California (1974-77), where he was member of 1974 NCAA Championship squad under legendary Trojan coach Rod Dedeaux...Played for U.S. National Team for three seasons (1974-76)...Married (Kim) with five children (Carrie, Ryan, Ian, Jordan and Myles) and resides in San Diego, CA.

MITCHELL'S MANAGERIAL RECORD

Year	Club	League	Won	Lost	Pct.	Finish
2006	Rancho Cucamonga	California	63	77	.450	4th/5th
2007	Rancho Cucamonga	California	69	71	.493	3rd/3rd
2008	Salt Lake	Pacific Coast	84	60	.583	1st*
TOTALS (3 seasons)			216	208	.509	

* Reached playoffs

MINOR LEAGUE MANAGERS

2009 ANGELS INFORMATION GUIDE



BILL MOSIELLO **SINGLE-A CEDAR RAPIDS**

Bill Mosiello begins first season in Angels' organization in 2009 as manager at single-A Cedar Rapids...Owns 17 years of collegiate coaching experience and four seasons of professional coaching or managerial experience...Spent last two seasons in collegiate ranks, serving as hitting coach at Auburn University in 2008 and hitting coach at University of Southern California in 2007 (under former Angel catcher Chad Kreuter)...Prior to USC, he spent four years (2003-2006) in Yankees' organization, first as hitting coach and infield instructor for double-A Trenton Thunder in 2003... Began 2004 season as hitting coach at single-A Battle Creek Yankees but was promoted to manager on May 11th and led Yanks to 58-50 record... Spent next two seasons (2005-06) as manager of single-A Charleston, where he led 2005 River Dogs to franchise-record 80 wins and playoff berth for first time since 1988...Was chosen as Manager for Southern Division team in 2005 South Atlantic League All-Star Game...Began his collegiate coaching career in at Cerritos (CA) Junior College, where he posted a 163-34 record in four seasons (1987-90), won four South Coast Conference titles and two state JC championships...Served as assistant coach at Cal State Fullerton (1991-92), University of Tennessee (1993-94), University of Mississippi (1995, pitching coach), University of Oklahoma (1996-2000) and Arizona State (2001)...Managed in Alaska Summer League from 1990-92 and was named Manager of the Year twice (1990-91)...Also named Manager of the Year in Cape Cod League in 1998...Graduated from Fresno State University in 1986...Married (wife's name is Janelle) with three sons (Shane, Gehrig and Helton) and resides in Denver, CO.

MOSIELLO'S MANAGERIAL RECORD

Year	Club	League	Won	Lost	Pct.	Finish
2004	Battle Creek	Midwest League	58	50	.537	4th
2005	Charleston	South Atlantic	80	58	.580	2nd*
2006	Charleston	South Atlantic	78	62	.557	3rd
TOTALS (11 seasons)			216	170	.560	

*Reached playoffs



CHARLIE ROMERO **DOMINICAN SUMMER LEAGUE/BASEBALL ACADEMY**

Begins 22nd season in Angels' organization as player, coach and manager...Also runs the Angels' Dominican Baseball Academy...Owns career managerial record of 459-303 (.602) in 11 seasons as manager of Angels' San Pedro de Macoris club in Dominican Summer League...Led 2008 DSL Angels to first place tie with 47-24 mark and two-game sweep of first round of playoffs (lost two of three in Semifinal Round)...Led 2007 DSL Angels to the 2007 East Division title and 49-21 record overall (highest win total for any Angels' DSL team)...Angels also captured the 2005 East Division title with a 44-26 mark...Was named the 2005 DSL Manager of the Year...Has served as hitting coach for Angels' minor leaguers at various levels: rookie-level Mesa (1991-93), single-A Cedar Rapids (1994, 1996), rookie level Butte (1997) and rookie-level Boise (1998)...The 1994 Cedar Rapids Kernels captured the Midwest League championship...Played professionally as switch-hitting centerfielder for six seasons...Originally signed by the Toronto Blue Jays in 1985...Played three seasons (1985-87) in Blue Jays' organization before signing with the Angels as free agent, Nov. 6, 1987...Spent three seasons (1988-90) in Angels' organization, playing at single-A Quad Cities and Palm Springs...Also has extensive coaching experience in winter baseball, service as third base coach or bench coach for Azucareros and Estrellas of the Dominican League...Competed as sprinter on Dominican Olympic track Qualifying team in 1985...Has two children (Charlie and Charleen)and resides in La Romana, Dominican Republic.

ROMERO'S MANAGERIAL RECORD

Year	Club	League	Won	Lost	Pct.	Finish
1995	Angels DSL	Dominican Summer	31	39	.443	N/A
1999	Angels DSL	Dominican Summer	41	25	.621	3rd
2000	Angels DSL	Dominican Summer	37	34	.521	6th
2001	Angels DSL	Dominican Summer	45	25	.643	2nd
2002	Angels DSL	Dominican Summer	39	33	.629	3rd
2003	Angels DSL	Dominican Summer	34	30	.531	3rd
2004	Angels DSL	Dominican Summer	45	26	.679	2nd
2005	Angels DSL	Dominican Summer	44	26	.634	1st*
2006	Angels DSL	Dominican Summer	47	20	.701	2nd
2007	Angels DSL	Dominican Summer	49	21	.700	2nd*
2008	Angels DSL	Dominican Summer	47	24	.662	1st*
TOTALS (11 seasons)			459	303	.602	

*Reached playoffs

MINOR LEAGUE SYSTEM



MINOR LEAGUE STAFF

2009 ANGELS INFORMATION GUIDE



Santos Alcala
Dominican
Pitching Coach



Miguel Arias
Dominican
Trainer



Erik Bennett
Salt Lake
Pitching Coach




Eric Blum
Administration Manager,
Tempe



Mike Dart
Orem Trainer



Brent Del Chiaro
Cedar Rapids
Hitting Coach



Brandon Emanuel
Cedar Rapids
Pitching Coach



Jim Eppard
Salt Lake
Hitting Coach



Mike Eylward
Orem Hitting Coach



David Hogarth
Physical Therapist



Geoff Hostetter
Trainer's Coordinator



Zachary Jones
Tempe Trainer



Damon Mashore
Rancho Cucamonga
Hitting Coach



Francisco Matos
Arkansas
Hitting Coach



Mike Metcalfe
Rancho Cucamonga
Trainer



Eric Munson
Arkansas Trainer

MINOR LEAGUE STAFF

2009 ANGELS INFORMATION GUIDE



Dan Nichols
Cedar Rapids Trainer



Ken Patterson
Arkansas
Pitching Coach



Brian Reinker
Salt Lake Trainer



Dan Ricabal
Rancho Cucamonga
Pitching Coach



Edgal Rodriguez
Dominican
Hitting Coach



Dick Schofield
Tempe Hitting Coach



Aaron Wiedeman
Assistant Clubhouse
Manager, Tempe



Trevor Wilson
Tempe Pitching Coach



Zeke Zimmerman
Orem Pitching Coach

Not Pictured
Steve Patera
Strength & Conditioning
Coordinator

CEDAR RAPIDS FRANCHISE HONORED

The Cedar Rapids Kernels, an Angels' single-A affiliate since 1993 (the longest current affiliation in the Midwest League), received the national John H. Johnson President's Trophy following the 2008 season. The President's Trophy, which is considered Minor League Baseball's top award, is presented annually to honor the most complete baseball franchise (criteria is determined based on franchise stability; contributions to league stability; contributions to baseball in the community; and promotion of the baseball industry).

Cedar Rapids has had professional baseball since 1890 and the Kernels have been in the Midwest League since 1962. Kernels General Manager Jack Roeder accepted the award on behalf of the Kernels from Minor League President Pat O'Connor at the 2008 Baseball Winter Meetings in Las Vegas, Nevada.

The Kernels were nominated for the national award after being selected as the winner of the Midwest League John H. Johnson award for the second consecutive year.



MINOR LEAGUE SYSTEM



2008 MINOR LEAGUE REVIEW

2009 ANGELS INFORMATION GUIDE

The Angels' farm system concluded a highly-successful 2008 season with a 423-342 (.553) record overall (third-best among all MLB teams) and a 15-13 mark in the playoffs. Six of the Angels' seven affiliates qualified for post-season play (with Rancho Cucamonga, which did not make the postseason, extending its regular season with a one-game playoff to determine the wild card entrant). Arkansas captured the Texas League Championship while Orem and Tempe lost in the championships. Cedar Rapids and the Dominican Angels reached the semifinal rounds while Salt Lake lost in the first round.

SALT LAKE BEES (84-60, 1-3 playoffs): In his first season at Salt Lake, manager **Bobby Mitchell** led the Bees to an 84-60 record and first place finish in the Pacific Coast League's North Division before losing in the first round of the playoffs to Sacramento (1-3). The Bees got off to the best start of any team in minor league history, going 15-0 and 21-1 with a franchise-record 15-game win streak. Salt Lake ranked sixth in the league with a .285 batting average. **INF Freddy Sandoval**, who led the PCL with 176 hits and 45 doubles, also led the Bees with a .335 average (6th in league), 92 runs scored (5th), 88 RBI, 525 at-bats and 131 games played. **INF Brandon Wood** ranked fifth in the league with 31 home runs and a .595 slugging percentage. **OF Chris Walker** hit a team-best six triples and **OF Brad Coon** led the Bees with 17 stolen bases. **INF Matt Brown** hit .320 to finish 10th in the league. Salt Lake's pitching corps ranked eighth in the PCL with a 4.79 ERA. **RHP Shane Loux** (12-6, 3.98 ERA), who was named the PCL Pitcher of the Year, finished with the league's fourth-best ERA and second-highest win total. **RHP Giancarlo Alvarado** (7-5, 4.27 ERA) ranked 10th in ERA and third in strikeouts (131). **RHP Jason Bulger** recorded a team-high 16 saves (tied for third in league). **RHP Nick Green** finished fifth in the league with a team-best 159 innings. **Loux, Brown, Wood** and **Bulger** were named to the PCL Post-Season All-Star Team and **Bulger** was named the Triple-A Reliever of the Year by Minor League Baseball.com.

ARKANSAS TRAVELERS (62-78, 6-2 playoffs): The Arkansas Travelers, managed by **Bobby Magallanes**, captured the Texas League Championship, going 6-2 in the playoffs. Arkansas swept the North Division series (3-0) over NW Arkansas before winning three of five games from Frisco in the title series. The Travelers finished the regular season with a 62-78 overall record (36-34 for 1st place tie in first half and 26-44 for 4th place in second half). On the mound, Arkansas ranked sixth in the league in pitching with a 4.50 ERA. Three pitchers—**RHP Dan Denham** (9-10, 4.44 ERA), **RHP Bobby Mosebach** (9-12, 4.62 ERA) and **RHP Anthony Ortega** (9-7, 3.73)—tied for the club lead Arkansas in wins with **Ortega** ranking fifth in the league in ERA and **Denham** finishing ninth. **Mosebach** tied for the league lead with two complete games and led the lead with 177.1 innings pitched (his 12 losses were third-most). **RHP Kevin Jepsen** and **RHP Rafael Rodriguez** each had a team-best 11 saves. Arkansas finished eighth in the Texas League in hitting (.259). **OF Brian Stavisky** hit a team-best .312. **INF Corey Smith**, who tied for the league lead with 26 home runs, also led the Travelers in games (128), at-bats (495), runs (58), hits (134), doubles (31) and RBI (80). **INF Nate Sutton** had a team-high six triples. **C Ben Johnson** was named to the Texas League Post-Season All-Star Team.

RANCHO CUCAMONGA QUAKES (67-74): The Rancho Cucamonga Quakes, under manager **Ever Magallanes**, compiled a 67-74 overall record, including 0-1 in a one-game playoff vs. Inland Empire to determine the division's wild card entrant. The Quakes went 30-40 in the first half (fifth place) and 37-34 in the second half (T3rd). Rancho Cucamonga won the California League attendance crown for the 16th straight season (4,090 avg.), drawing 286,290 fans in 70 games. The Quakes finished fourth in the league with a .277 batting average and eighth with a 4.90 team ERA. **INF Abel Nieves** led the Quakes with a .318 average, which ranked fourth-best in the league, and .409 on-base percentage (3rd). **OF Peter Bourjos** (.295), who led the league with 50 stolen bases, ranked fifth in hits (150) and also led the Quakes in doubles (29), runs (83) and at-bats (509). **SS P.J. Phillips** ranked first in the league with 11 triples (**Bourjos** was 2nd with 10 and **OF Anthony Norman** tied for third with 9). **INF Mark Trumbo** finished second in the league with 26 home runs and fourth in slugging percentage (.553) and extra-base hits (56). On the mound, the Quakes were led by **RHP Sean O'Sullivan** (16-8, 4.73 ERA), who led the league with 16 wins and finished third with 158 innings pitched, also led the club with 111 strikeouts. **RHP Trevor Bell** (6-8, 4.22 ERA) led Rancho Cucamonga in ERA. **RHP David Herndon** had a team-best 17 saves (3rd in the league). **O'Sullivan** and **Trumbo** were named to the California League Post-Season All-Star Team.

2008 MINOR LEAGUE REVIEW

2009 ANGELS INFORMATION GUIDE

CEDAR RAPIDS KERNELS (72-66): In his first season as manager at Cedar Rapids, **Keith Johnson** led the Kernels to a 72-66 overall mark and postseason appearance. Cedar Rapids went 40-30 in the second half to finish second and capture a wild card playoff spot (32-36 in 1st half, 5th). The Kernels ranked seventh in the league in team ERA (3.57) and 12th in batting average (.242). Offensively, **INF Hector Estrella** hit a club-best .302. **INF Jay Crossman** ranked fourth in the league in doubles (36) and led the Kernels in RBI (61), games played (127) and at-bats (465). **INF Andrew Romine** led the league with 62 stolen bases and was second with 79 runs. **OF Clay Fuller** (13) and **OF Jeremy Moore** (12) topped the league rankings in triples while **Moore** finished second with a .478 slugging percentage and led the Kernels with 17 home runs. On the mound, **LHP Robert Fish** (10-4, 4.85) and **LHP Trevor Reckling** (10-7, 3.37) led the Kernels in wins. **Fish** ranked fifth in the league with 138 strikeouts and **Reckling** was second with 152.1 innings. **RHP Eddie McKiernan** finished second in the league with 22 saves and 50 appearances.

OREM OWLZ (52-23): Under manager **Tom Kotchman** (and interim manager Brent Del Chiaro), the Orem Owlz reached the Pioneer League title series for the fourth time in five years. The Owlz lost two of three games to Great Falls (after winning two of three games from Ogden for the Southern Division crown). Orem compiled a 52-23 overall record, finishing first in both halves of league play (25-13 in 1st half and 27-9 in 2nd). The Owlz led the league in both hitting (.299) and pitching (4.23 ERA). **INF Roberto Lopez**, the Pioneer League MVP who led all of minor league baseball with a .400 average, also led the league in RBI (72), hits (108), runs (68) and doubles (28). **INF Luis Jimenez**, who batted a league third-best .331, was tops in home runs (15) and doubles (28, tied) and second in RBI (65) and third in hits (94). **INF Darwin Perez** led the Owlz with seven triples (tied for 2nd in league). On the mound, **LHP Jayson Miller** (8-2, 2.33 ERA) was named the league's Pitcher of the Year, ranking second in ERA and third in wins (tied with **LHP Will Smith**) and innings pitched (81). **RHP Jeremy Thorne** recorded eight saves (third-most in league). **Lopez**, **Miller**, **Jimenez**, **Smith** and **OF Angel Castillo** were named to the Pioneer League All-Star Team. **Lopez** was selected as the Short-Season Player of the Year by Minor League Baseball.com.

ARIZONA ANGELS (39-17): The Angels, under Arizona League Manager of the Year **Tyrone Boykin**, reached the League's championship game, losing a single-game playoff to the Giants. The Angels compiled a 39-17 overall record, capturing the league's first half title with a 21-7 record (18-10 in 2nd for 3rd place). The Angels led the league in both hitting (.301, 369 runs, 564 hits, 97 SB) and pitching (3.24 ERA, league-low 434 hits). **OF Matt Crawford** was tops in the league with a .373 average. **OF Alexia Amarista**, who had a league-best 22 stolen bases, finished second in hits (67) and runs (46) and sixth in average (.332). **INF Nick Farnsworth** led the Angels with five homers and 42 RBI (T2nd in league). **OF Terrell Alliman**, who hit a fifth-best .339, finished first in the league in doubles (17), third in hits (61) and fourth in RBI (39). **RHP Manuarys Correa** (5-1, 2.65 ERA) led the league in strikeouts (67) and ranked fourth in ERA. **LHP Manuel Flores** (7-4, 3.16 ERA) tied for the lead in wins and finished first in innings (74) and second in strikeouts (63). **LHP Josh Blanco** (4-2, 2.88) was fifth in the league in ERA. **RHP Josh Keller** recorded an Angels-best six saves (T2nd in league). **Alliman**, **Amarista** and **Flores** were named to the Arizona All-Star Team.

DOMINICAN ANGELS (47-24): Under long-time manager **Charlie Romero**, the Angels went 47-24 and tied for first in the San Pedro de Macoris Division. After sweeping two games from the Rangers in the first round, the Angels lost two of three to the Nationals in the semifinals. The Angels ranked fifth in the league in pitching (2.61 ERA) and 16th in hitting (.242). **INF Eduardo Soto** led the Angels with a .323 average (7th in league), 48 RBI (2nd), 80 hits (T3rd), 19 doubles and 19 stolen bases. **INF Jean Almanzar** had a team-best 50 runs scored. **RHP Orangel Arena** (8-1, 1.36) finished sixth in the league in ERA and led the Angels in wins. **RHP Ariel Pena** led the league in strikeouts (110) and innings (96.2). **RHP Baudilio Lopez** ranked second in strikeouts (109). **RHP Pedro Pichardo** had a club-best eight saves.



2008 MINOR LEAGUE AWARDS & HONORS

2009 ANGELS INFORMATION GUIDE

ANGELS ORGANIZATIONAL PLAYERS OF THE YEAR

Minor League Player of the Year.....	INF Freddy Sandoval
Minor League Pitcher of the Year	RHP Anthony Ortega
Minor League Defensive Player of the Year	INF Efen Navarro

MONTHLY ORGANIZATION HONORS

APRIL

Player of the Month	INF Matt Brown (.426, 6 HR, 22 RBI)
Pitcher of the Month	RHP Mason Tobin (2-0, 0.00)
Defensive Player of the Month.....	OF Brad Coon (1.000, 57 TC)

MAY

Player of the Month	INF Kendry Morales (.352, 6 HR, 17 RBI)
Pitcher of the Month	RHP Kevin Jepsen (1-1, 0.63 ERA)
Defensive Player of the Month.....	INF Hainley Statia (.987, 2 E, 149 TC)

JUNE

Player of the Month	OF Brian Stavisky (.353, 5 HR, 15 RBI)
Pitcher of the Month	LHP Trevor Reckling (3-0, 0.77 ERA)
Defensive Player of the Month.....	INF Gary Patchett (.979, 2 E, 97 TC)

JULY

Player of the Month	INF Sean Rodriguez (.340, 10 HR, 26 RBI)
Pitcher of the Month	RHP Sean O'Sullivan (5-0, 1.69 ERA)
Defensive Player of the Month.....	INF Brandon Wood (.983, 2 E, 116 TC)

AUGUST

Player of the Month	INF Roberto Lopez (.374, 8 HR, 40 RBI)
Pitcher of the Month	RHP Anthony Ortega (5-0, 2.52 ERA)
Defensive Player of the Month.....	INF Kevin Romine (.974, 3 E, 114 TC)

HOWIE GERSHBERG MINOR LEAGUE PITCHER OF THE YEAR AWARD

The Angels' Minor League Pitcher of the Year award has been re-named the "Howie Gershberg Minor League Pitcher of the Year" award after the Angels' late minor league pitching instructor. Gershberg joined the Angels' farm system in 1985 and during his tenure, served as a minor league pitching coach and coordinator. He served the organization faithfully for 19 seasons before succumbing to cancer on November 19, 2003. Gershberg's playing career included stints with the Brooklyn Dodgers and New York Giants in the 1950's. He had a passion for the game and dedicated his life to working with and developing quality pitchers including: John Franco, Chuck Finley, Troy Percival, Scot Shields, John Lackey and Francisco Rodriguez.

2008 MINOR LEAGUE AWARDS & HONORS

2009 ANGELS INFORMATION GUIDE

ANGELS INDIVIDUAL HONORS

Terrell Alliman, OF.....	Arizona League All-Star Team
Alexia Amarista, OF.....	Arizona League All-Star Team
Michael Anton, LHP.....	Midwest League Pitcher of the Week, May 5, 11 Midwest League All-Star Game Selection
Buddy Boshers, LHP.....	Pioneer League Pitcher of the Week, Aug. 18-24
Peter Bourjos, OF.....	California League All-Star Game Selection
Tyrone Boykin, MGR.....	Arizona League Manager of the Year
Ryan Brasier, RHP.....	Midwest League All-Star Game Selection
Matt Brown, INF.....	Organization Player of the Month, April Pacific Coast League Post-Season All-Star Team Triple-A All-Star Game PCL Player of the Game Pacific Coast League Player of the Week, April 3-13 USA Baseball Olympic Team Bronze Medalist
Jason Bulger, RHP.....	Minor League Baseball.com Triple-A Reliever of the Year Pacific Coast League Post-Season All-Star Team Triple-A All-Star Game Selection
Angel Castillo, OF.....	Pioneer League All-Star Team
Hank Conger, C.....	California League Player of the Week, Aug. 25-31
Ivan Contreras, INF.....	Pioneer League All-Star Honorable Mention
Brad Coon, OF.....	Organization Defensive Player of the Month, April
Dan Denham, RHP.....	Texas League All-Star Game Selection
Amalio Diaz, RHP.....	Texas League Pitcher of the Week, July 21-27
Robert Fish, LHP.....	Midwest League Pitcher of the Week, Aug. 4-10
Manuel Flores, LHP.....	Arizona League All-Star Team
Donato Giovanatto, OF.....	Pioneer League All-Star Honorable Mention
Kevin Jepsen, RHP.....	Organization Pitcher of the Month, May Texas League All-Star Game Selection (DNP) USA Baseball Olympic Team Bronze Medalist US All-Star Futures Game Selection (DNP)
Esmerlin Jimenez, RHP.....	Midwest League Pitcher of the Week, June 30-July 6
Luis Jimenez, INF.....	Pioneer League All-Star Team Pioneer League Player of the Week, July 28-Aug. 3 Pioneer League Player of the Week, Aug. 11-17
Ben Johnson, C.....	Texas League Post-Season All-Star Team Texas League All-Star Game Selection
Tyler Johnson, OF.....	Midwest League Co-Player of the Week, June 23-29
Tom Kotchman, MGR.....	Pioneer League All-Star Honorable Mention Manager
Roberto Lopez, INF.....	Minor League Baseball.com Short Season Player of the Year Topps Pioneer League Player of the Year Organization Player of the Month, Aug. Pioneer League Most Valuable Player Pioneer League All-Star Team Pioneer League Player of the Week, June 23-29
Shane Loux, RHP.....	Pacific Coast League Pitcher of the Year Pacific Coast League Post-Season All-Star Team
Jeremy Moore, OF.....	Midwest League Player of the Week, June 2-8
Kendry Morales, INF.....	Organization Player of the Month, May
Jayson Miller, LHP.....	Pioneer League Pitcher of the Year Pioneer League All-Star Team Pioneer League Pitcher of the Week, June 23-29
Bobby Mosebach, RHP.....	Texas League Pitcher of the Week, April 14-20 Texas League All-Star Game Selection
Efren Navarro, INF.....	Organization Defensive Player of the Year Midwest League All-Star Game Selection



2008 MINOR LEAGUE AWARDS & HONORS

2009 ANGELS INFORMATION GUIDE

Sean O'Sullivan, RHP	Organization Pitcher of the Month, July California League Pitcher of the Week, July 21-27 California League Post-Season All-Star Team
Anthony Ortega, RHP.....	Organization Pitcher of the Year Organization Pitcher of the Month, Aug. Texas League Pitcher of the Week, June 9-15 Texas League All-Star Game Selection
Gary Patchett, INF	Organization Defensive Player of the Month, June
Jose Perez, RHP	Pioneer League Pitcher of the Week, Aug. 4-10 Pioneer League Pitcher of the Week, Aug. 25-31 Pioneer League All-Star Honorable Mention
Trevor Reckling, LHP.....	Organization Pitcher of the Month, June Midwest League Pitcher of the Week, July 28-Aug. 3 Midwest League All-Star Game Selection
Sean Rodriguez, SS	Organization Player of the Month, July Pacific Coast League Player of the Week, July 7-13
Andrew Romine, INF	Organization Defensive Player of the Month, Aug.
Freddy Sandoval, INF.....	Organization Player of the Year
Corey Smith, INF	Texas League Player of the Week, Aug. 4-10
Will Smith, LHP.....	Pioneer League All-Star Team
Hainley Statia, INF.....	Organization Defensive Player of the Month, May
Brian Stavisky, OF.....	Organization Player of the Month, June Texas League Player of the Week, July 14-20
Mason Tobin, RHP	Organization Pitcher of the Month, April
Mark Trumbo, INF.....	California League Post-Season All-Star Team
Jordan Walden, RHP	California League Pitcher of the Week, Aug. 4-10
Brandon Wood, INF	Organization Defensive Player of the Month, July Pacific Coast League Post-Season All-Star Team Topps Triple-A All-Star Team Selection

ANGELS 2008 ORGANIZATIONAL LEADERS

BATTING AVERAGE

Roberto Lopez, Orem	.400
Matt Crawford, Arizona	.373
Terrell Alliman, Arizona	.339
Freddy Sandoval, Salt Lake	.335
Luis Jimenez, Orem	.331

HOME RUNS

Mark Trumbo, Arkansas	32
Brandon Wood, Salt Lake	31
Corey Smith, Arkansas	27
Ben Johnson, Arkansas	23
Adam Pavkovich, Salt Lake	22

RBI

Mark Trumbo, Arkansas	93
Ben Johnson, Arkansas	90
Freddy Sandoval, Salt Lake	88
Brandon Wood, Salt Lake	84
Corey Smith, Arkansas	82

STOLEN BASES

Andrew Romine, Cedar Rapids	62
Peter Bourjos, Salt Lake	50
Clay Fuller, Cedar Rapids	36
Anthony Norman, R. Cucamonga	36
P.J. Phillips, R. Cucamonga	35

PITCHING ERA

Jayson Miller, Orem	2.33
Jordan Walden, R. Cucamonga	2.76
Josh Blanco, Arizona	2.88
Will Smith, Orem	3.08
Manuel Flores, Arizona	3.16

WINS

Sean O'Sullivan, R. Cucamonga	16
Anthony Ortega, Salt Lake	14
Michael Anton, R. Cucamonga	13
Shane Loux, Salt Lake	12
3 others tied at 10	

SAVES

Eddie McKiernan, Cedar Rapids	22
David Herndon, R. Cucamonga	17
Jason Bulger, Salt Lake	16
Kevin Jepsen, Salt Lake	13
2 others tied at 11	

STRIKEOUTS

Jordan Walden, R. Cucamonga	141
Robert Fish, Cedar Rapids	138
Giancarlo Alvarado, Salt Lake	131
Trevor Reckling, Cedar Rapids	128
Michael Anton, R. Cucamonga	116



MINOR LEAGUE AWARDS

2009 ANGELS INFORMATION GUIDE

The Dick Wantz Memorial Trophy is given annually to the player who shows the most dedication and improvement during the Angels' Arizona Instructional League. Wantz, a right-handed pitcher for the Angels in 1965, died suddenly of a brain tumor. He pitched only one inning in a major league game. Past winners:

1966 — Jim Spencer (1b)	1987 — Mike Knapp (c)
1967 — Tom Burgmeier (lhp)	1988 — Bobby Bell (c)
1968 — Gordon Avery (2b)	1989 — Jim Edmonds (of)
1969 — Steve Schneider (2b)	1990 — Chad Curtis (inf)
1970 — Joe Henderson (rhp)	1991 — Tyrone Boykin (of)
1971 — Junior Riggins (of)	1992 — Mark Simmons (inf)
1972 — Billy Smith (ss)	1993 — Deshawn Warren (lhp)
1973 — Frank Tanana (lhp)	1994 — Did Not Participate (Strike)
1974 — Marty Friedman (of)	1995 — Tommy Darrell (rhp)
1975 — Dave Machemer (inf)	1996 — Ramon Ortiz (rhp)
1976 — Rance Mulliniks (inf)	1997 — Matt Wise (rhp)
1977 — Pat Kelly (c)	1998 — Jay Hood (inf)
1978 — Brian Harper (c)	1999 — Chris Hills (of)
1979 — Jeff Bertoni (ss)	2000 — J.R. Mounts (of)/Jared Abruzzo (c)
1980 — Tom Brunansky (of)	2001 — Matt Brown (inf)/Francisco Rodriguez (rhp)
1981 — Steve Lubratich (inf)	2002 — Did Not Participate
1982 — Mike Brown (of)	2003 — Jordan Renz (of)
1983 — Jose Moreno (of)	2004 — Stantrel Smith (of)/Nick Green (rhp)
1984 — Tony Mack (rhp)	2005 — Jerome Moore (of)/Tommy Mendoza (rhp)
1985 — Kevin Davis (inf)	2006 — Anthony Ortega (rhp)/Brad Coon (of)/Seth Loman (inf)
1986 — Ray Chadwick (rhp)	2007 — Clay Fuller(of)/Cephas Howard (rhp)/Jeremy Moore (of)
	2008 — Jay Brossman (inf)/Dan Davidson (lhp)

The Kenny Myers Memorial Award is given each year to the minor league player judged best in the Angels organization. Myers, who joined the Angels in 1969 as a scout and minor league hitting instructor, died in July, 1972. Past winners:

1972 — Doug Howard (inf)	1994 — Todd Greene (c)/Andrew Lorraine (lhp)
1973 — Frank Tanana (lhp)	1995 — Todd Greene (c)/Jason Dickson (rhp)
1974 — Bruce Bochte (of-1b)	1996 — Larry Barnes (inf)/Dennis Springer (rhp)
1975 — Dave Collins (of)	1997 — Norm Hutchins (of)/Ramon Ortiz (rhp)
1976 — Willie Aikens (1b)	1998 — Troy Glaus (inf)/Steve Fish (rhp)
1977 — Rance Mulliniks (inf)	1999 — Larry Barnes (inf)/Scot Shields (rhp)
1978 — Bob Clark (of)	2000 — Gary Johnson (of)/John Lackey (rhp)
1979 — Mike Bishop (1b)	2001 — Jose Fernandez (inf)/Brendan Donnelly (rhp)/ Alfredo Amezaga (def)
1980 — Daryl Sconiers (1b)	2002 — Robb Quinlan (of)/Mickey Callaway (rhp)/ Jose Molina (c; def.)
1981 — Tom Brunansky (of)	2003 — Alberto Callaspo (inf)/Dallas McPherson (inf)/ Ervin Santana (rhp)/Jeff Mathis (c; def.)
1982 — Steve Lubratich (inf)	2004 — Dallas McPherson (inf)/Steven Shell (rhp)/ Casey Kotchman (inf; def.)
1983 — Mike Brown (of)	2005 — Brandon Wood (inf.) & Howard Kendrick (inf.)/ Joe Saunders (lhp)/Jeff Mathis (c, def.)
1984 — Wally Joyner (inf)	2006 — Sean Rodriguez (inf)/Joe Saunders (lhp)/ Jeff Mathis (c, def.)
1985 — Reggie Montgomery (of)	2007 — Chris Pettit (of)/Sean O'Sullivan (rhp)/ Hainley Statia (inf; def.)
1986 — Dante Bichette (of)	2008 — Freddy Sandoval (inf)/Anthony Ortega (rhp)/ Efen Navarro (inf; def.)
1987 — Willie Fraser (rhp)	
1988 — Bryan Harvey (rhp)	
1989 — Colin Charland (lhp)/Jeff Manto (inf)	
1990 — Glenn Carter (rhp)/Bobby Rose (inf)	
1991 — Marcus Moore (rhp)	
1992 — Don Vidmar (rhp)/Mark Howie (inf)	
1993 — John Fritz (rhp)/Tim Salmon (of)	
1994 — Mark Sweeney (of)/Bryan Harris (lhp)	



2008 DRAFT SELECTIONS

2009 ANGELS INFORMATION GUIDE

(Bold-faced type indicates signed player) *

RD	PLAYER	POS.	B/T	HT.	WT.	BORN	SCHOOL (HOMETOWN)
1	No Selection						
2	Tyler Chatwood	RHP	R/R	5-11	185	12/16/89	Redlands East Valley HS (CA)
3	Ryan Chaffee	RHP	R/R	6-3	190	5/18/88	Chipola JC (Valparaiso, FL)
Comp.	Zach Cone	OF	R/R	6-2	200	12/14/89	Parkview HS (Stone Mountain, GA)
4	(Jeff) Buddy Boshers	LHP	L/L	6-3	205	5/9/88	Calhoun CC (Huntsville, AL)
5	Khiry Cooper	OF	R/R	6-2	180	1/18/90	Calvary Baptist Academy (Bossier City, LA)
6	Josh Blanco	LHP	L/L	6-1	185	11/16/89	El Paso Franklin HS (El Paso, TX)
7	Will Smith	LHP	R/L	6-5	225	7/10/89	Gulf Coast CC (Noonan, GA)
8	Christian Scholl	RHP	R/R	5-11	190	10/27/87	Green River CC (Tacoma, WA)
9	Nick Farnsworth	INF	L/L	6-1	210	6/17/89	Tulsa Union HS (Tulsa, OK)
10	Gabe Jacobo	INF	R/R	6-3	205	4/14/87	Sacramento State Univ. (Tulare, CA)
11	Rolando Gomez	INF	L/R	5-8	155	6/18/89	Florida State Univ. (Pembroke Pines, FL)
12	Braulio Pardo	C	S/R	5-11	186	10/5/86	Saint Leo College (Lutz, FL)
13	Michael Kohn	RHP	R/R	6-2	210	6/26/86	College of Charleston (Camden, SC)
14	Reyes Dorado	RHP	R/R	6-1	200	1/10/86	Arizona State Univ. (Fontana, CA)
15	Marcel Champagnie	OF	R/R	6-1	190	10/18/85	Arizona State Univ. (Bolton, ONT, CAN)
16	Johnny Hellweg	RHP	R/R	6-6	190	10/29/88	Florida CC Jacksonville (St. Charles, MO)
17	Jamie Mallard	INF	R/R	6-0	260	8/23/90	Middleton HS (Tampa, FL)
18	Adam Younger	INF	R/R	6-2	205	8/25/85	Oral Roberts Univ. (Cape Coral, FL)
19	Marshall Burford	C	R/R	6-1	195	11/4/89	Manor HS (Austin, TX)
20	Beau Brooks	C	L/R	6-1	190	8/3/87	Troy State Univ. (Huntsville, AL)
21	Dwayne Bailey	INF	R/R	6-2	180	8/11/86	Univ. of Central Florida (Orlando, FL)
22	Ryan Groth	OF	L/L	6-1	210	7/23/86	Oral Roberts Univ. (Delray Beach, FL)
23	Matt Crawford	OF	S/R	6-0	165	5/9/86	Mercer Univ. (Waycross, GA)
24	Taylor Jungmann	RHP	R/R	6-6	185	12/18/89	Georgetown HS (Georgetown, TX)
25	Roberto Lopez	OF	R/R	5-11	180	10/1/85	USC (San Diego, CA)
26	Kevin Nabors	RHP	R/R	6-3	220	8/12/85	Univ. of South Alabama (Daphne, AL)
27	Timothy Kiely	RHP	R/R	6-0	170	8/26/85	Trinity College (Swampscott, MA)
28	Mike Kenney	RHP	R/R	6-4	212	8/16/86	Loyola Marymount Univ. (Carlsbad, CA)
29	Jeremy Thorne	RHP	R/R	6-4	250	10/4/85	Florida Southern College (Chuluota, FL)
30	Jayson Miller	LHP	L/L	5-11	170	11/25/85	Washington State Univ. (Pullman, WA)
31	John Hicks	C	R/R	6-2	190	8/31/89	Goochland HS (Sandy Hook, VA)
32	Miguel Starks	RHP	L/R	6-3	200	7/31/90	Mundy's Mill HS (Ellenwood, GA)
33	Jose Jimenez	INF	L/R	5-11	240	1/2/87	Univ. of Tampa (Hialeah, FL)
34	Andrew Taylor	LHP	R/L	6-1	185	8/18/86	North Carolina State (Wake Forest, NC)
35	Demetrius Washington	OF	R/R	5-11	185	7/13/89	Middle Georgia College (New Ellenton, SC)
36	Kyle Hurst	RHP	R/R	6-4	230	8/23/85	South Mountain CC (Gilbert, AZ)
37	Evan Scott	RHP	R/R	6-3	200	4/17/90	Battlefield HS (Haymarket, VA)
38	John Rickard	C	R/R	6-0	185	3/23/90	Bishop Gorman HS (Las Vegas, NV)
39	Kyle Hendricks	RHP	R/R	6-2	165	12/7/89	Capistrano Valley HS (San Juan Capistrano, CA)
40	Donn Roach	RHP	R/R	6-2	195	12/14/89	Bishop Gorman HS (Las Vegas, NV)
41	Josh Edmondson	RHP	R/R	6-0	196	9/4/85	Univ. of Florida (LaGrange, GA)
42	Chandler Griffin	RHP	R/R	6-5	215	8/11/87	Central Arizona JC (Billings, MT)
43	Kevin Ferguson	LHP	L/L	5-11	180	1/8/86	Univ. of Tampa (Port St. Lucie, FL)
44	David Fischer	RHP	R/R	6-5	175	4/10/90	Burnt Hills-Balston Lake HS (Scotia, NY)
45	Jared Clark	INF	R/R	6-4	215	5/9/86	Cal State Fullerton (Castaic, CA)
46	Ryan Hege	C	R/R	6-2	215	8/13/90	Maize HS (Wichita, KS)
47	Joshua Copeland	RHP	R/R	6-2	239	12/13/85	Univ. of Alabama-Tuscaloosa (Palmetto, GA)
48	Chris Vitus	RHP	R/R	6-3	190	1/22/89	Mt. Hood CC (Eugene, OR)
49	William Roberts	RHP	L/R	6-5	195	8/17/90	Maggie Walker HS (Richmond, VA)
50	Joseph Belviso	OF	R/R	6-1	185	11/8/89	American Heritage HS (Pembroke Pines, FL)

*See Organizational Players for 2008 statistics.

BEES' PLAYOFF STATISTICS

2009 ANGELS INFORMATION GUIDE

W-L Record: 1-3

BATTERS	AVG	G	AB	R	H	TB	2B	3B	HR	RBI	SH	SF	HP	BB	IB	SO	SB	CS	DP	SLG	OBP	-----GAMES BY POSITION-----						
																						1B	2B	3B	SS	OF	C	E
Bourjos, Peter	.500	1	2	1	1	1	0	0	0	0	0	0	0	0	1	0	0	0	0	.500	.500	0	0	0	1	0	0	
*Brown, Dee	.353	4	17	1	6	6	0	0	0	1	0	0	0	0	0	2	2	0	0	.353	.353	0	0	0	0	1	0	0
Brown, Matt	.333	4	18	5	6	12	0	0	2	4	0	0	0	1	0	5	0	1	1	.667	.368	4	0	0	0	0	0	1
*Coon, Brad	.214	4	14	1	3	3	0	0	0	1	0	0	0	4	0	2	1	1	0	.214	.389	0	0	0	0	4	0	1
Evans, Terry	.182	4	11	2	2	2	0	0	2	0	0	0	0	3	0	4	0	0	1	.182	.357	0	0	0	0	4	0	0
Morrissey, Adam	.375	2	8	0	3	4	1	0	0	1	0	0	0	0	0	1	0	0	0	1.500	.375	0	1	0	0	0	0	0
Patchett, Gary	.357	4	14	3	5	5	0	0	0	1	0	0	0	2	0	2	0	0	2	.357	.438	0	0	0	4	0	0	1
Pavkovich, Adam	.167	4	12	2	2	2	0	0	0	1	0	1	0	4	1	1	0	0	0	.167	.353	0	0	3	0	1	0	1
*Sandoval, Freddy	.375	4	16	4	6	11	2	0	1	5	0	0	1	2	0	4	0	0	0	.688	.474	0	3	1	0	0	0	1
Walker, Chris	.182	3	11	1	2	3	1	0	0	3	0	1	0	0	0	6	0	0	0	.273	.167	0	0	0	0	4	0	0
Wilson, Bobby	.500	4	16	4	8	18	1	0	3	5	0	0	0	2	0	1	1	0	1	1.125	.556	0	0	0	0	0	4	0
Team Totals	.317	4	139	24	44	67	5	0	6	24	0	2	1	18	1	29	4	2	6	.482	.394							5

PITCHERS	W-L	PCT	ERA	G	GS	CG	SHO	GF	SV	IP	H	AB	TBF	R	ER	HR	SH	SF	HB	BB	IB	SO	WP	BK	OH	1H	2H	3H
Alvarado, Giancarlo	0-0	.000	9.00	1	0	0	0	0	0	3.0	5	15	15	5	3	3	0	0	0	0	0	3	0	0	0	0	0	0
Bonilla, Henry	0-0	.000	40.50	1	0	0	0	0	0	0.2	4	6	6	3	3	1	0	0	0	0	0	1	0	0	0	0	0	0
Bootcheck, Chris	0-0	.000	2.45	2	0	0	0	0	0	3.2	3	14	19	1	0	0	0	0	2	3	0	3	0	0	0	0	0	0
Bulger, Jason	0-0	.000	0.00	1	0	0	0	1	1	1.1	1	4	5	0	0	0	0	0	0	0	1	2	0	0	0	0	0	0
Green, Nick	1-0	1.000	9.00	1	1	0	0	0	0	5.0	9	25	26	7	5	3	0	0	0	1	0	3	0	0	0	0	0	0
Jeppsen, Kevin	0-0	.000	0.00	1	0	0	0	0	0	1.0	1	4	4	0	0	0	0	0	0	0	0	2	0	0	0	0	0	0
Kennard, Jeff	0-0	.000	20.25	2	0	0	0	2	0	1.1	4	8	8	3	3	0	0	0	0	0	0	0	0	0	0	0	0	0
Loux, Shane	0-1	.000	12.00	1	1	0	0	0	0	3.0	5	12	13	4	4	2	0	0	1	0	0	1	0	0	0	0	0	0
Olenberger, Kasey	0-0	.000	0.00	1	0	0	0	0	0	2.0	1	7	8	0	0	0	0	0	0	1	0	1	0	0	0	0	0	0
Ortega, Anthony	0-1	.000	9.00	1	1	0	0	0	0	5.0	6	20	20	5	5	4	0	0	0	0	0	5	0	0	0	0	0	0
Thompson, Rich	0-0	.000	9.00	1	0	0	0	0	0	1.0	2	6	6	1	1	0	0	0	0	0	0	2	0	0	0	0	0	0
Wilhite, Matt	0-0	.000	7.71	2	0	0	0	1	0	2.1	4	9	12	3	2	0	0	2	1	0	0	1	0	0	0	0	0	0
Team Totals	1-3	.250	8.23	4	4	0	0	4	1	35.0	53	156	168	39	32	16	0	2	4	6	0	30	1	0	0	0	0	0

KEY: * - left-handed hitter/pitcher, # - switch hitter



TRAVELERS' PLAYOFF STATISTICS

2009 ANGELS INFORMATION GUIDE

W-L Record: 6-2

BATTERS	AVG	G	AB	R	H	TB	2B	3B	HR	RBI	SH	SF	HP	BB	IB	SO	SB	CS	DP	GI	-----GAMES BY POSITION-----																	
																					SLG	OBP	1B	2B	3B	SS	OF	C	E									
#Conger, Hank	.265	8	34	3	9	15	3	0	1	13	0	1	0	0	11	0	0	0	0	.441	.257	0	0	0	0	0	0	0	0	0	0	0	0	0	0	0	0	0
Czarniecki, Jordan	.000	6	17	3	0	0	0	0	0	0	0	0	2	4	0	5	1	0	0	.000	.261	0	0	0	0	0	7	0	0	0	0	0	0	0	0	0	0	
#Johnson, Ben	.259	8	27	4	7	9	2	0	3	3	1	0	4	0	5	0	0	0	.333	.344	0	0	0	0	0	8	1											
Leahy, Ryan	.200	2	5	0	1	1	0	0	1	0	0	0	0	0	0	0	0	0	.200	.200	0	1	0	1	0	0	0	0										
Ortiz, Wilberto	.323	8	31	8	10	12	0	1	0	4	2	0	1	1	0	4	0	1	1.387	.364	0	0	0	8	0	2												
Pettit, Chris	.148	8	27	4	4	7	1	1	0	2	2	0	0	1	0	5	1	0	.259	.179	0	0	0	8	0	0												
Smith, Coby	.333	5	9	2	3	4	1	0	0	2	0	0	0	0	2	2	0	0	.444	.333	0	0	0	5	0	0												
Smith, Corey	.226	8	31	3	7	11	1	0	1	3	0	0	1	2	0	7	0	0	2.355	.294	0	0	8	0	0	1												
*Stavisky, Brian	.290	8	31	8	9	17	2	0	2	7	0	0	0	5	0	9	1	0	.548	.389	0	0	0	8	0	0												
*Sutton, Nate	.364	7	22	3	8	9	1	0	0	4	0	0	1	7	1	2	0	0	.409	.533	0	7	0	0	0	0												
Trumbo, Mark	.250	8	32	6	8	12	1	0	1	4	0	0	0	0	0	6	0	0	1.375	.250	8	0	0	0	0	2												
Team Totals	.248	8	266	44	66	97	12	2	5	43	7	2	5	24	1	56	5	1	4.365	.320						7												

PITCHERS	W-L	PCT	ERA	G	GS	CG	SHO	GF	SV	IP	H	AB	TRF	R	ER	HR	SH	SF	HB	BB	IB	SO	WP	BK	OH	1H	2H	3H									
Austen, David	1-0	1.000	3.18	2	2	0	0	0	0	17.0	16	65	69	6	6	3	0	0	1	3	1	9	0	0	0	0	0	0									
*Brandt, Douglas	1-0	1.000	0.00	1	0	0	0	0	0	0.1	0	1	1	0	0	0	0	0	0	0	0	0	0	0	0	0	0										
*Browning, Barret	2-0	1.000	0.00	5	0	0	0	0	0	6.0	4	22	27	1	0	0	1	0	0	4	0	8	0	1	0	0	0										
*Davidson, Daniel	0-1	.000	0.90	3	3	0	0	0	0	20.0	14	72	82	3	2	1	2	0	0	8	0	19	2	0	0	0	0										
Denham, Dan	1-0	1.000	2.45	2	2	0	0	0	0	11.0	9	38	43	3	3	0	0	1	0	4	0	7	0	0	0	0	0										
Diaz, Amalio	0-0	.000	0.00	1	0	0	0	0	0	3.0	4	13	13	0	0	0	0	0	0	0	0	2	0	0	0	0	0										
Mosebach, Robert	0-1	.000	8.10	1	1	0	0	0	0	3.1	5	16	20	4	3	0	0	0	0	4	0	1	0	0	0	0	0										
Rodriguez, Fern.	0-0	.000	0.00	2	0	0	0	1	0	1.2	0	6	7	0	0	0	0	0	0	1	1	3	1	0	0	0	0										
Rodriguez, Fran.	1-0	1.000	8.31	4	0	0	0	1	0	4.1	5	16	17	4	4	1	0	0	0	1	0	3	0	0	0	0	0										
Rodriguez, Rafael	0-0	.000	0.00	6	0	0	0	6	4	6.1	1	20	21	0	0	0	0	0	0	1	0	7	0	0	0	0	0										
Team Totals	6-2	.750	2.22	8	8	0	1	8	4	73.0	58	269	300	21	18	5	3	1	1	26	2	59	3	1	0	0	0	0	0	0	0	0	0	0	0	0	0

KEY: * - lefthanded hitter/pitcher, # - switch hitter



KERNELS' PLAYOFF STATISTICS

2009 ANGELS INFORMATION GUIDE

W-L Record: 2-2

BATTERS	AVG	G	AB	R	H	TB	2B	3B	HR	RBI	SH	SF	HP	BB	IB	SO	SB	CS	DP	GI										
																				SLG	OBP	1B	2B	3B	SS	OF	C	F		
#Amarista, Alexia	.111	4	9	1	1	2	1	0	0	0	0	0	0	0	1	0	2	0	0	0	.222	.200	0	1	0	0	0	0	0	
Brossman, Jay	.000	4	13	0	0	0	0	0	0	0	0	0	0	0	0	5	0	0	0	0	.000	.000	0	0	3	0	0	0	0	
Colmenares, Carlos	.000	3	4	0	0	0	0	0	0	1	0	1	0	1	0	2	0	0	0	0	.000	.167	0	0	1	0	0	0	0	
Estrella, Hector	.313	4	16	1	5	7	2	0	0	0	0	0	0	1	0	3	1	0	0	.438	.353	0	4	0	0	0	0	0		
#Fuller, Clayton	.286	4	14	3	4	8	1	0	1	1	2	0	1	1	0	3	2	1	0	.571	.375	0	0	0	0	4	0	0		
Jacobo, Gabriel	.294	4	17	0	5	6	1	0	0	3	0	0	0	0	0	3	0	1	0	.353	.294	4	0	0	0	0	0	0		
Johnson, Tyler	.400	2	5	1	2	2	0	0	0	0	0	0	0	1	0	1	1	0	0	.400	.500	0	0	0	0	0	0	0		
*Moore, Jeremy	.133	4	15	3	2	5	0	0	1	2	0	1	0	0	0	8	1	0	0	.333	.125	0	0	0	0	4	0	0		
Perez, Julio	.133	4	15	2	2	2	0	0	0	0	0	0	1	1	6	0	1	0	0	.133	.235	0	0	0	0	4	0	1		
#Romine, Andrew	.176	4	17	0	3	3	0	0	0	3	0	0	0	1	0	4	0	2	1	.176	.222	0	0	0	4	0	0	0		
Rosario, Alberto	.000	4	12	0	0	0	0	0	0	0	0	0	0	0	3	0	0	0	0	.000	.000	0	0	0	0	0	4	0		
Rosenbaum, Chris	1.000	1	1	0	1	1	0	0	0	1	0	0	0	1	0	0	0	1	0	1.000	1.000	0	0	0	0	0	1	0		
Team Totals	.181	4	138	11	25	36	5	0	2	11	2	2	2	8	1	40	5	6	1	.261	.233							2		

PITCHERS	W-L	PCT	ERA	G	GS	CG	SHO	GF	SV	IP	H	AB	TBF	R	ER	HR	SH	SF	HB	BB	IB	SO	WP	BK	OH	1H	2H	3H
Carmona, Ismael	0-0	.000	27.00	1	0	0	0	0	0	0.1	0	0	4	1	1	0	1	0	2	1	0	0	0	0	0	0	0	0
Davitt, Michael	0-1	.000	2.25	1	1	1	0	0	0	8.0	7	26	28	2	2	0	1	0	0	1	0	3	0	0	0	0	0	0
*Fish, Robert	0-0	.000	1.29	1	1	0	0	0	0	7.0	5	24	28	1	1	1	1	0	2	1	0	8	0	0	0	0	0	0
Jimenez, Esmerlin	1-0	1.000	0.00	1	1	0	0	0	0	7.0	2	21	27	0	0	0	0	0	1	5	0	5	0	1	0	0	0	0
Kiely, Tim	0-0	.000	0.00	1	0	0	0	0	0	2.2	1	8	8	0	0	0	0	0	0	0	0	3	0	0	0	0	0	0
McKlerman, Eddie	0-1	.000	4.50	2	0	0	0	2	1	4.0	2	11	14	2	2	0	0	0	0	1	2	1	2	0	1	0	0	0
Perez, Jose	1-0	1.000	0.00	1	0	0	0	1	0	3.0	1	9	10	0	0	0	0	0	0	1	0	5	0	0	0	0	0	0
*Reckling, Trevor	0-0	.000	5.40	1	1	0	0	0	0	5.0	7	21	25	3	3	0	1	0	1	2	0	5	1	0	0	0	0	0
Team Totals	2-2	.500	2.31	4	4	1	1	3	1	39.0	28	128	153	10	10	1	4	0	7	14	1	32	1	2	0	0	0	0

KEY: * - lefthanded hitter/pitcher, # - switch hitter

MINOR LEAGUE SYSTEM



OWLZ' PLAYOFF STATISTICS

2009 ANGELS INFORMATION GUIDE

W-L Record: 3-3

BATTERS	AVG	G	AB	R	H	TB	2B	3B	HR	RBI	SH	SF	HP	BB	IB	SO	SB	CS	DP	GI		--GAMES BY POSITION--									
																				SLG	OBP	1B	2B	3B	SS	OF	C	E			
Auer, Tyson	.318	6	22	5	7	8	1	0	0	2	0	0	0	5	1	7	3	1	0	.364	.444	0	0	0	0	6	0	0			
*Brooks, Beau	.350	6	20	3	7	12	2	0	1	3	1	1	0	4	0	6	0	0	0	.600	.440	0	0	0	0	6	1				
Castillo, Angel	.048	6	21	3	1	1	0	0	0	2	0	0	2	1	0	9	0	0	0	.048	.167	0	0	0	0	6	0	2			
#Contreras, Ivan	.100	3	10	0	1	1	0	0	0	0	0	0	0	1	0	3	0	0	0	.100	.182	0	2	0	0	0	0	1			
*Garcia, Chris	.333	1	3	0	1	1	0	0	0	0	0	0	0	0	0	2	0	0	0	.333	.333	0	0	0	0	0	0	0			
Giovanatto, D.	.240	6	25	4	6	11	2	0	1	1	1	0	2	0	0	6	0	0	1	.440	.296	0	0	0	0	7	0	1			
Jimenez, Luis	.320	6	25	3	8	15	0	2	1	6	0	0	0	0	0	8	0	1	1	.600	.320	0	0	0	0	0	0	0			
*Kiniry, Rian	.500	3	2	2	1	1	0	0	0	0	0	0	0	0	0	0	2	0	0	.500	.500	0	0	0	0	1	0	0			
Lopez, Roberto	.370	6	27	2	10	13	0	0	1	5	0	0	1	2	2	4	0	1	0	.481	.433	6	0	0	0	0	0	0			
#Perez, Darwin	.269	6	26	4	7	10	1	1	0	3	2	0	1	4	0	9	0	0	0	.385	.387	0	0	0	6	0	0	2			
Silversmith, Alex	.000	2	1	0	0	0	0	0	0	0	0	0	0	1	0	0	0	0	0	.000	.500	0	0	0	0	0	1	0			
Townsend, Jon	.280	6	25	1	7	8	1	0	0	2	0	0	0	1	0	7	1	0	1	.320	.308	0	0	6	0	0	0	0			
Wing, Michael	.136	5	22	4	3	5	0	1	0	2	0	0	0	0	0	3	1	0	1	.227	.136	0	5	0	0	0	0	2			
Team Totals	.258	6	229	31	59	86	7	4	4	26	4	1	6	19	3	64	7	3	4	.376	.329							10			

PITCHERS	W-L	PCT	ERA	G	GS	CG	SHO	GF	SV	IP	H	AB	TBF	R	ER	HR	SH	SF	HB	BB	IB	SO	WP	BK	QH	1H	2H	3H
*Boshers, Jeffrey	1-1	.500	14.85	2	2	0	0	0	0	6.2	13	32	36	11	11	2	1	0	0	3	0	8	0	0	0	0	0	0
Dorado, Reyes	0-0	.000	2.08	2	0	0	0	1	0	4.1	1	13	15	1	1	0	1	0	0	1	0	5	0	0	0	0	0	0
Kohn, Michael	1-0	1.000	2.25	3	0	0	0	1	0	4.0	2	13	15	1	1	0	0	1	0	1	0	6	2	0	0	0	0	
*Miller, Jayson	1-1	.500	0.64	2	2	0	0	0	0	14.0	15	58	60	5	1	1	0	0	0	1	0	15	0	0	0	0	0	
Nabors, Kevin	0-0	.000	2.45	2	0	0	0	0	3.2	3	15	16	1	1	0	0	0	0	0	1	0	3	1	0	0	0	0	
Scholl, Chris	0-0	.000	2.45	2	0	0	0	1	0	3.2	2	13	13	1	1	0	0	0	0	0	7	0	0	0	0	0	0	
*Smith, William	0-0	.000	2.84	2	2	0	0	0	0	12.2	15	50	53	6	4	0	1	0	0	2	0	11	0	0	0	0	0	
*Taylor, Andrew	0-0	.000	0.00	3	0	0	0	1	0	4.0	3	14	14	0	0	0	0	0	0	0	1	0	0	0	0	0	0	
Thorne, Jeremy	0-1	.000	7.20	3	0	0	0	2	1	5.0	6	20	23	4	4	1	1	0	1	1	0	7	1	0	0	0	0	
Team Totals	3-3	.500	3.72	6	6	0	0	6	1	58.0	60	228	245	30	24	5	5	1	1	10	0	63	4	0	0	0	0	

KEY: * - lefthanded hitter/pitcher, # - switch hitter

MINOR LEAGUE SYSTEM



ANGELS' PLAYOFF STATISTICS

2009 ANGELS INFORMATION GUIDE

W-L Record: 0-1

BATTERS	AVG	G	AB	R	H	TB	2B	3B	HR	RBI	SH	SF	HP	BB	IB	SO	SB	CS	DP	GI		---GAMESBY POSITION---									
																				SLG	OBP	1B	2B	3B	SS	OF	C	E			
Alliman, Terrell	.500	1	4	2	2	3	1	0	0	0	0	0	0	0	0	1	0	0	0	.750	.500	0	0	0	0	1	0	0			
#Amarista, Alexia	.250	1	4	0	1	1	0	0	0	0	0	0	0	0	0	0	0	0	0	.250	.250	0	0	0	0	1	0	0			
#Bass, Justin	.000	1	4	0	0	0	0	0	0	0	0	0	0	0	0	1	0	0	0	.000	.000	0	0	0	0	0	0	0			
#Crawford, Matt	.667	1	3	0	2	2	0	0	0	0	0	0	0	1	0	0	0	0	0	.667	.750	0	0	0	0	1	0	0			
*Farnsworth, Nick	.000	1	4	0	0	0	0	0	0	0	0	0	0	0	0	1	0	0	0	1	.000	.000	1	0	0	0	0	0			
Ramos, Kevin	.000	1	3	0	0	0	0	0	0	0	1	0	0	0	0	0	0	0	0	.000	.000	0	1	0	0	0	0	1			
Sierra, Raddy	.000	1	1	0	0	0	0	0	0	0	0	0	0	0	1	0	0	0	0	.000	.000	0	0	0	0	0	0	0			
Sumi, Ikko	.333	1	3	0	1	1	0	0	0	0	0	0	0	0	0	1	0	0	0	.333	.333	0	0	0	0	0	1	0			
Wing, Michael	.000	1	4	0	0	0	0	0	0	1	0	0	0	0	0	2	0	0	0	.000	.000	0	0	1	0	0	0	0			
Younger, Adam	.333	1	3	0	1	2	1	0	0	1	0	0	0	1	0	0	0	0	0	.667	.500	0	0	0	1	0	0	0			
Team Totals	.212	1	33	2	7	9	2	0	0	0	2	0	0	2	0	7	0	0	1	.273	.257							1			

PITCHERS	W-L	PCT	ERA	G	GS	CG	SHO	GF	SV	IP	H	AB	TBF	R	ER	HR	SH	SF	HB	BB	IB	SO	WP	BK	OH	1H	2H	3H
Green, Lou	0-0	.000	1.93	1	0	0	0	0	0	4.2	3	14	19	1	1	0	2	0	0	3	0	3	2	0	0	0	0	0
Pugliese, Nick	0-0	.000	0.00	1	0	0	0	1	0	0.1	0	1	1	0	0	0	0	0	0	0	0	0	0	0	0	0	0	0
Team Totals	0-1	.000	3.00	1	1	0	0	1	0	9.0	10	32	38	4	3	1	2	1	0	3	0	5	2	1	0	0	0	

KEY: * - left-handed hitter/pitcher, # - switch hitter

MINOR LEAGUE SYSTEM



DOMINICAN ANGELS

2009 ANGELS INFORMATION GUIDE

W-L Record: 47-24

GI — GAMES BY POSITION —

BATTERS	AVG	G	AB	R	H	2B	3B	HR	RBI	BB	IBB	SO	SB	CS	OBP	SLG	OPS	SF	SAC	HBP	DP	1B	2B	3B	SS	OF	C	E		
Adames, Waskal	.288	67	260	33	75	8	5	3	35	17	0	51	10	3	.336	.392	.728	1	0	2	2	0	0	0	1	65	0	8		
#Almanzar, Jean	.267	69	273	50	73	8	4	0	22	28	0	26	10	5	.334	.326	.660	1	6	0	2	0	0	0	68	1	0	15		
Aybar, Jose	.197	22	66	11	13	2	0	0	7	6	0	20	3	0	.303	.227	.530	0	0	4	3	0	0	0	0	19	0	2		
#Barrios, Emanuel	.199	54	156	24	31	6	1	0	18	28	0	36	11	3	.337	.250	.587	1	9	5	0	10	0	0	41	0	2			
*Batista, Hamsen	.136	20	44	5	6	1	1	0	5	4	0	20	1	0	.240	.205	.445	0	0	2	2	2	0	3	0	6	0	4		
Batista, Lay	.197	35	117	18	23	4	2	1	15	15	0	27	2	3	.289	.291	.579	2	1	1	4	0	0	31	0	0	0	12		
Beltres, Elvin	.237	54	177	19	42	12	1	1	25	24	1	60	5	3	.337	.333	.670	3	0	4	2	0	0	0	0	54	0	5		
Diaz, Jairo	.184	31	98	12	18	3	0	1	7	11	0	33	1	1	.270	.245	.515	1	2	1	2	0	0	0	0	0	0	8	6	
Florian, Maximo	.000	3	3	0	0	0	0	0	0	2	0	1	0	0	.400	.000	.400	0	0	0	0	0	0	0	0	0	0	0	0	
#Linares, Raul	.324	13	37	4	12	1	0	0	3	5	0	9	3	2	.432	.351	.783	0	2	2	0	0	10	0	0	0	0	2		
*Lopez, Franklin	.259	54	174	18	45	7	1	0	17	20	0	27	4	3	.345	.310	.655	2	3	4	4	0	0	0	0	0	0	53	4	
Luogo, Carlos	.189	21	37	3	7	1	0	0	3	6	0	13	0	2	.333	.216	.550	0	4	2	3	0	0	0	0	0	0	20	5	
Martinez, Alejandro	.216	57	199	37	43	5	2	0	16	21	0	40	8	3	.311	.261	.573	1	3	7	3	2	8	37	5	0	0	12		
Martinez, Joaquin	.345	19	58	10	20	6	0	0	8	5	0	26	1	1	.397	.448	.845	0	0	0	0	0	0	0	0	0	14	0	2	
Molina, Manuel	.220	71	245	37	54	16	0	5	32	29	0	44	5	3	.305	.347	.652	3	1	2	7	7	1	0	0	0	0	0	11	
Piron, Lorenzo	.121	16	33	4	4	0	0	0	4	2	0	11	0	1	.205	.121	.326	2	0	2	1	0	0	0	0	1	3	1		
Rodriguez, Jose	.148	32	81	12	12	2	0	0	5	15	0	34	1	0	.293	.148	.441	1	1	2	3	4	0	0	0	0	27	0	5	
Rodriguez, Jose	.148	32	81	12	12	2	0	0	5	15	0	34	1	0	.293	.148	.441	1	1	2	3	4	0	0	0	0	27	0	5	
Soto, Eduardo	.323	67	248	44	80	19	3	4	48	24	0	51	19	6	.394	.472	.866	1	1	6	5	0	42	3	0	0	0	16		
Toribio, Pedro	.154	5	13	4	2	0	0	0	4	0	0	6	0	1	.389	.154	.543	0	0	1	0	0	5	0	0	0	0	0	1	
Team Totals	.242	71	2322	347	562	99	20	15	271	267	1	536	85	40	.330	.321	.651	19	33	47	43									131

PITCHERS	W-L	ERA	G	GS	CG	SHO	SV	SVO	IP	H	R	ER	HR	HB	BB	IBB	SO	BK	WP	GO/AO	DP	WHIP	AVG	AB	TBF	SF	GF	HD
Arena, Orangel	8-1	1.36	13	13	1	0	0	0	86.0	52	20	13	2	3	25	1	71	1	4	1.67	9	0.90	.173	301	330	1	0	0
Baez, Sammy	1-2	4.82	14	0	0	0	4	4	18.2	17	12	10	0	3	10	0	24	0	4	1.25	0	1.45	.254	67	82	1	9	1
Caro, Eusebio	4-2	3.71	13	4	1	1	1	2	34.0	24	18	14	1	5	15	1	34	0	1	0.78	1	1.15	.189	127	148	1	2	0
Cruz, Junior	1-2	2.41	13	2	0	0	1	2	33.2	30	13	9	1	6	12	2	23	0	3	1.45	2	1.25	.238	126	145	0	6	2
De Los Santos, Cesar	1-2	9.58	7	0	0	0	0	2	10.1	16	16	11	2	1	11	1	7	0	0	1.56	1	2.61	.340	47	60	0	2	0
*Feliz, Starlin	3-3	2.10	13	4	0	0	1	2	34.1	24	15	8	2	4	19	0	44	1	3	1.48	6	1.25	.198	121	144	0	7	0
Garcia, Franklin	0-0	9.95	5	0	0	0	0	0	6.1	7	9	7	2	1	11	0	8	0	0	1.00	0	2.84	.304	23	36	1	2	0
Gomez, Jordany	0-1	4.15	11	0	0	0	1	2	17.1	20	14	8	1	4	10	1	9	1	3	1.10	1	1.73	.286	70	86	1	5	2
Lara, Luis	1-2	3.18	15	0	0	0	1	1	22.2	18	10	8	1	0	12	0	20	0	3	0.84	0	1.32	.214	84	100	1	5	2
Lopez, Baudilio	5-2	2.27	15	14	0	0	0	0	87.1	62	35	22	3	9	24	0	109	0	8	1.43	5	0.98	.197	315	354	3	1	0
Martinez Mesa, F.	6-1	1.53	13	13	1	0	0	0	76.1	55	17	13	1	3	32	0	93	2	10	1.14	4	1.14	.202	272	308	0	0	0
*Nova, Erison	1-0	6.91	8	0	0	0	0	0	14.1	12	11	11	0	2	8	0	7	0	1	1.69	1	1.40	.226	53	63	0	3	2
Pena, Ariel	7-3	1.86	15	15	0	0	0	0	96.2	73	33	20	0	5	26	0	110	0	9	1.00	4	1.02	.208	351	388	4	0	0
Pichardo, Pedro	5-2	2.10	21	0	0	0	8	13	30.0	20	13	7	1	1	14	2	28	0	2	0.88	1	1.13	.189	106	125	3	17	0
Santos, Edward	2-0	3.68	11	0	0	0	1	1	14.2	16	9	6	0	1	9	0	10	0	1	1.67	0	1.70	.276	58	69	1	7	1
Soto, Jorge	1-1	2.22	8	4	0	0	0	0	24.1	14	10	6	0	1	16	0	31	0	4	1.35	2	1.23	.165	85	104	0	1	0
Toribio, Roberto	1-0	3.68	7	1	0	0	0	0	14.2	4	7	6	0	3	13	0	17	0	2	3.50	3	1.16	.083	48	64	0	1	0
*Valdez, Carlos	0-0	6.00	1	0	0	0	0	0	3.0	3	2	2	0	0	2	0	3	0	1	4.00	0	1.67	.273	11	13	0	0	0
Team Totals	47-24	2.61	71	71	3	10	18	29	624.2	467	264	181	17	52	269	8	648	5	59	1.27	40	1.18	.206	2265	2619	17	68	10

KEY: * - lefthanded hitter/pitcher, # - switch hitter

DSL ANGELS' PLAYOFF STATISTICS

2009 ANGELS INFORMATION GUIDE

W-L Record: 3-2

GI ---GAMES BY POSITION---

BATTERS	AVG	G	AB	R	H	2B	3B	HR	RBI	BB	IBB	SO	SB	CS	OBP	SLG	OPS	SF	SAC	HBP	DP	1B	2B	3B	SS	OF	C	F
Adames, Waskal	.444	5	18	6	8	2	1	1	3	2	0	2	1	0	.500	.833	1.333	0	0	0	1	0	0	0	0	5	0	0
#Almanzar, Jean	.409	5	22	3	9	2	1	0	5	0	0	3	2	0	.409	.591	1.000	0	1	0	0	0	0	0	5	0	0	2
#Barrios, Emanuel	.250	5	20	1	5	0	1	0	3	2	0	6	2	1	.318	.350	.668	0	1	0	0	0	0	0	5	0	0	
Batista, Lay	.412	5	17	4	7	1	0	1	3	1	0	4	3	1	.444	.647	1.092	0	0	0	0	0	0	5	0	0	2	
Beltres, Elvin	.143	5	14	3	2	1	0	0	1	4	0	6	1	2	.333	.214	.548	0	0	0	0	0	0	0	5	0	0	
#Linares, Raul	.000	1	2	0	0	0	0	0	0	0	0	1	0	0	.000	.000	.000	0	0	0	0	0	1	0	0	0	0	
*Lopez, Franklin	.063	5	16	2	1	0	0	0	2	1	0	4	0	0	.118	.063	.180	0	2	0	0	0	0	0	0	0	5	0
Martinez, Alejandro	.267	5	15	3	4	0	1	0	1	0	0	5	0	0	.313	.400	.713	0	0	1	0	0	5	0	0	0	0	1
Molina, Manuel	.158	5	19	2	3	0	0	0	0	3	0	3	0	1	.273	.158	.431	0	0	0	0	5	0	0	0	0	0	1
Soto, Eduardo	.136	5	22	2	3	2	0	0	1	1	0	12	1	0	.174	.227	.401	0	0	0	1	0	0	0	0	0	0	0
Team Totals	.255	5	165	26	42	8	4	2	19	14	0	46	10	5	.317	.388	.705	0	4	1	2						7	

PITCHERS	W-L	ERA	G	GS	CG	SHO	SV	SVO	IP	H	R	ER	HR	HB	BB	IBB	SO	BK	WP	GO/AO	DP	WHIP	AVG	AB	TBF	SF	GF	HD
Arena, Orangel	1-0	2.57	1	1	0	0	0	0	7.0	5	2	2	1	0	1	0	6	0	0	1.50	0	0.86	.192	26	27	0	0	0
Baez, Sammy	0-1	4.50	2	0	0	0	0	1	2.0	2	1	1	0	0	1	0	3	0	0	0.50	0	1.50	.250	8	10	1	2	0
Caro, Eusebio	0-0	54.00	1	0	0	0	0	0	0.1	2	2	2	0	0	0	0	1	0	0	0	0	6.00	.667	3	3	0	0	1
Cruz, Junior	0-0	4.50	1	0	0	0	0	0	2.0	0	1	1	0	0	3	0	2	0	3	3.00	0	1.50	.000	6	10	0	1	0
*Feliz, Starlin	0-0	6.75	1	0	0	0	0	0	1.1	1	1	1	1	1	1	0	0	1	0	2	0.50	0.75	.200	5	6	0	0	0
Lopez, Baudilio	1-0	0.61	2	2	0	0	0	0	14.2	5	2	1	0	2	7	0	22	0	2	1.33	0	0.82	.104	48	57	0	0	0
Martinez Mesa, F.	0-1	3.00	1	1	0	0	0	0	6.0	5	2	2	0	1	6	0	3	0	0	0.44	0	1.83	.227	22	29	0	0	0
Pena, Ariel	1-0	0.00	1	1	0	0	0	0	8.0	5	0	0	0	0	1	0	10	0	0	2.25	0	0.75	.179	28	30	0	0	0
Pichardo, Pedro	0-0	0.00	1	0	0	0	0	0	1.0	0	0	0	0	0	0	0	0	0	0	0.00	0	0.00	.000	3	3	0	1	0
Santos, Edward	0-0	0.00	1	0	0	0	0	0	0.2	0	0	0	0	0	1	0	1	0	0	0.00	0	1.50	.000	2	3	0	1	0
Team Totals	3-2	2.09	5	5	0	1	0	1	43.0	25	11	10	2	4	20	0	50	0	7	1.08	0	1.05	.166	151	178	1	5	1

KEY: * - left-handed hitter/pitcher, # - switch hitter

MINOR LEAGUE SYSTEM



ORGANIZATIONAL PLAYERS

2009 ANGELS INFORMATION GUIDE

Wascar Adames

OF

AGE: 19 BORN: April 21, 1989 in Las Matas de Farfan, DO RESIDES: Las Matas de Farfan, DO HT.: 6-1 WT.: 175

BATS & THROWS: Right ACQUIRED: Signed as free agent, May 15, 2007

HIGH SCHOOL: — COLLEGE: —

FULL NAME: Wascar Manuel Adames Rojas SIGNED BY: Leo Perez (Angels)

Year	Club	AVG	G	AB	R	H	2B	3B	HR	RBI	SH	SF	HBP	BB	IBB	SO	SB	CS	GDP	SLG	OBP	E
2007—Angels (DSL)		.262	19	65	8	17	0	0	0	6	1	1	3	4	0	19	1	0	1	.262	.329	1
2008—Angels (DSL)		.288	67	260	33	75	8	5	3	35	0	1	2	17	0	51	10	3	2	.392	.336	8
MINOR TOTALS		.283	86	325	41	92	8	5	3	41	1	2	5	21	0	70	11	3	3	.366	.334	9

Marco Albano

RHP

AGE: 25 BORN: Aug. 26, 1983 in Melrose, MA RESIDES: Arlington, MA HT.: 5-11 WT.: 215

BATS & THROWS: Right ACQUIRED: 33rd round of 2005 free agent draft (signed June 12, 2005)

HIGH SCHOOL: Arlington (MA) HS COLLEGE: Boston (MA) College

FULL NAME: Marco Albano SIGNED BY: Dan Lynch (Angels)

Pitching

Year	Club	W-L	ERA	G	GS	CG	GF	SHO	SV	IP	H	R	ER	HR	HB	BB	IBB	SO	WP	BK	BA
2007—Cedar Rapids		0-0	0.00	5	0	0	3	0	0	5	3	0	0	0	0	2	0	6	0	0	.167
Angels (ASL)		0-0	0.00	5	0	0	2	0	0	5	1	0	0	0	0	1	0	12	0	0	.063
2008—R. Cucamonga		3-3	6.63	35	0	0	12	0	0	54.1	58	46	40	6	5	28	1	49	3	1	.279
Salt Lake		0-0	0.00	1	0	0	1	0	0	1	1	0	0	0	0	1	0	1	0	0	.250
Arkansas		1-1	4.05	7	0	0	2	0	0	6.2	8	3	3	1	1	4	0	6	1	0	.296
MINOR TOTALS		4-4	5.38	53	0	0	20	0	0	72	71	49	43	7	6	36	1	74	4	1	.260

Hitting

Year	Club	AVG	G	AB	R	H	2B	3B	HR	RBI	SH	SF	HBP	BB	IBB	SO	SB	CS	GDP	SLG	OBP	E
2005—Orem		.190	34	100	14	19	3	0	3	10	0	0	1	14	0	40	0	0	3	.310	.296	4
2006—Cedar Rapids		.217	77	254	29	55	10	1	2	32	3	1	8	14	0	77	15	6	2	.287	.278	12
2007—Cedar Rapids		.157	28	83	4	13	2	0	0	6	2	0	1	4	0	21	4	3	3	.181	.205	3
MINOR TOTALS		.199	139	437	47	87	15	1	5	48	5	1	10	32	0	138	19	9	8	.272	.269	19

Ryan Aldridge

RHP

AGE: 25 BORN: Sept. 10, 1983 in Jesup, GA RESIDES: Screven, GA HT.: 6-2 WT.: 210

BATS & THROWS: Right ACQUIRED: 17th round of 2004 free agent draft (signed June 11, 2004)

HIGH SCHOOL: Wayne County HS (Jesup, GA) COLLEGE: Middle Georgia College (Cochran, GA)

FULL NAME: Richard Ryan Aldridge SIGNED BY: Chris McAlpin (Angels)

Year	Club	W-L	ERA	G	GS	CG	GF	SHO	SV	IP	H	R	ER	HR	HB	BB	IBB	SO	WP	BK	BA
2004—Angels (ASL)		0-3	6.25	13	5	0	1	0	1	40.1	41	30	28	2	6	28	0	43	5	0	.258
2005—Angels (ASL)		0-0	1.00	7	0	0	2	0	0	9	6	1	1	0	1	7	0	19	2	0	.194
Orem		0-0	0.00	2	0	0	1	0	0	4	1	0	0	0	0	2	0	4	0	0	.083
2006—Cedar Rapids		2-3	2.37	50	0	0	41	0	24	57	34	17	15	4	4	21	0	81	7	0	.169
R. Cucamonga		0-0	9.00	5	0	0	3	0	1	4	5	4	4	0	1	6	0	6	1	0	.333
2007—R. Cucamonga										Injured—Did Not Play											
2008—R. Cucamonga		0-0	0.00	10	0	0	10	0	5	9.1	4	0	0	0	0	2	0	11	0	0	.125
Arkansas		2-0	3.18	17	0	0	14	0	5	17	18	6	6	1	0	6	1	20	1	0	.273
MINOR TOTALS		4-6	3.45	104	5	0	72	0	36	140.2	109	58	54	7	12	72	1	184	16	0	.211

Terrell Alliman

OF

AGE: 20 BORN: Oct. 15, 1988 in North York, CAN RESIDES: Waterloo, ONT, CAN HT.: 6-3 WT.: 200

BATS & THROWS: Right ACQUIRED: 43rd round of 2007 free agent draft (signed, Aug. 15, 2007)

HIGH SCHOOL: Bluevale Collegiate Inst. (Waterloo, Ont.) COLLEGE: —

FULL NAME: Terrell Jerome Alliman SIGNED BY: Alex Messier (Angels)

Year	Club	AVG	G	AB	R	H	2B	3B	HR	RBI	SH	SF	HBP	BB	IBB	SO	SB	CS	GDP	SLG	OBP	E
2008—Angels (ASL)		.339	45	180	36	61	★17	5	1	39	0	2	2	12	0	44	8	3	2	.506	.383	13

Jean Almanzar

INF

AGE: 19 BORN: June 2, 1989 in Salcedo, DO RESIDES: Salcedo, DO HT.: 6-0 WT.: 165

BATS: Switch THROWS: Right ACQUIRED: Signed as free agent, March 5, 2006

HIGH SCHOOL: — COLLEGE: —

FULL NAME: Jean Lucas Confesor Almanzar Tavarez SIGNED BY: Leo Perez (Angels)

Year	Club	AVG	G	AB	R	H	2B	3B	HR	RBI	SH	SF	HBP	BB	IBB	SO	SB	CS	GDP	SLG	OBP	E
2006—Angels (DSL)		.240	58	175	20	42	3	2	0	18	3	2	4	20	0	25	9	6	3	.280	.328	13
2007—Angels (DSL)		.206	56	180	29	37	6	1	1	22	3	2	4	16	0	33	7	3	2	.267	.282	7
2008—Angels (DSL)		.267	69	273	50	73	8	4	0	22	6	1	0	26	0	26	10	5	2	.326	.334	15
MINOR TOTALS		.242	183	628	99	152	17	7	1	62	12	5	8	64	0	84	26	14	7	.296	.318	35



ORGANIZATIONAL PLAYERS

2009 ANGELS INFORMATION GUIDE

Yeison Almeida

RHP

AGE: 19 BORN: March 13, 1990 in El Tigrito, Anzo., VZ RESIDES: El Tigrito, Anzo., VZ HT.: 5-11 WT.: 179

BATS & THROWS: Right

HIGH SCHOOL: —

FULL NAME: Yeison Jesus Almeida Rojas

Year	Club	W-L	ERA	G	GS	CG	GF	SHO	SV	SIGNED BY: Denny Suarez (Angels)											
										IP	H	R	ER	HR	HB	BB	IBB	SO	WP	BK	BA
2007—Angels (DSL)		3-1	2.68	14	14	1	0	1	0	77.1	77	29	23	3	11	10	0	39	4	1	.262
2008—Angels (ASL)		1-2	5.40	6	0	0	0	0	0	5	5	3	3	0	0	3	0	5	1	0	.250
MINOR TOTALS		4-3	2.84	20	14	1	0	1	0	82.1	82	32	26	3	11	13	0	44	5	1	.261

Ricky Alvarez

INF

AGE: 20 BORN: Feb. 7, 1989 in Tijuana, Baja CA

BATS & THROWS: Right

HIGH SCHOOL: Otay Ranch HS (Chula Vista, CA)

FULL NAME: Jose Ricardo Alvarez

Year	Club	AVG	G	AB	R	H	2B	3B	HR	RBI	SH	SF	HBP	BB	IBB	SO	SB	CS	GDP	SLG	OBP	E
2008—Angels (ASL)		.273	13	44	6	12	3	1	0	6	2	0	1	1	0	7	3	2	1	.386	.304	3
MINOR TOTALS		.227	39	141	17	32	8	2	1	14	2	2	5	5	0	27	6	3	5	.333	.275	9

Signed as free agent by New York Mets, June 22, 2007; Released May 8, 2008.

Alexi Amarista

INF

AGE: 20 BORN: April 6, 1989 in Barcelona, VZ

BATS & THROWS: Right

HIGH SCHOOL: —

FULL NAME: Alexi Jose Amarista Azocar

Year	Club	AVG	G	AB	R	H	2B	3B	HR	RBI	SH	SF	HBP	BB	IBB	SO	SB	CS	GDP	SLG	OBP	E
2008—Angels (ASL)		.332	51	202	46	67	6	4	2	21	3	1	1	29	0	20	22	14	3	.431	.416	1
	Cedar Rapids	.000	1	2	0	0	0	0	0	0	0	0	0	0	0	1	0	0	0	.000	.000	0
MINOR TOTALS		.335	117	445	98	149	20	8	7	60	4	3	5	54	3	44	38	20	6	.463	.410	6

Signed as free agent by New York Mets, June 22, 2007; Released May 8, 2008.

Michael Anton

LHP

AGE: 24 BORN: April 3, 1985 in Stuttgart, DE

BATS & THROWS: Left

HIGH SCHOOL: River Hill HS (Clarksville, MD)

FULL NAME: Michael David Anton

Year	Club	W-L	ERA	G	GS	CG	GF	SHO	SV	SIGNED BY: John Gracio (Angels)											
										IP	H	R	ER	HR	HB	BB	IBB	SO	WP	BK	BA
2007—Angels (ASL)		5-3	3.21	13	12	0	0	0	0	61.2	58	30	22	2	7	15	0	82	2	0	.241
	Orem	0-1	3.86	2	2	0	0	0	0	7	5	3	3	0	1	3	0	7	0	0	.200
2008—Cedar Rapids		7-4	2.40	13	13	★3	0	★2	0	90	75	26	24	4	6	23	0	58	2	1	.234
	R. Cucamonga	6-5	5.51	15	15	0	0	0	0	81.2	101	53	50	8	3	34	0	58	6	0	.312
MINOR TOTALS		18-13	3.71	43	42	3	0	2	0	240.1	239	112	99	14	17	75	0	205	10	1	.263

Signed as free agent by New York Mets, June 22, 2007; Released May 8, 2008.

Joan Araujo

RHP

AGE: 17 BORN: April 22, 1991 in Santo Domingo, DO

BATS: Right THROWS: Left

HIGH SCHOOL: —

FULL NAME: Joan Manuel Araujo

Year	Club	W-L	ERA	G	GS	CG	GF	SHO	SV	SIGNED BY: Freddy Rodriguez (Angels)											
										IP	H	R	ER	HR	HB	BB	IBB	SO	WP	BK	BA
2007—Angels (ASL)		1-3	2.45	10	4	0	5	0	1	33	31	14	9	1	7	6	0	21	9	0	.250
2008—Angels (DSL)		8-1	1.36	13	13	1	0	0	0	86	52	20	13	2	3	25	1	71	4	1	.173
MINOR TOTALS		9-4	1.66	23	17	1	5	0	1	119	83	34	22	3	10	31	1	92	13	1	.195

Signed as free agent by New York Mets, June 22, 2007; Released May 8, 2008.

Orangel Arenas

RHP

AGE: 20 BORN: March 31, 1989 in Cumana, Sucre, VZ

BATS & THROWS: Right

HIGH SCHOOL: Liceo JAME (Mariguitar, VZ)

FULL NAME: Orangel Jose Arenas Ortega

Year	Club	W-L	ERA	G	GS	CG	GF	SHO	SV	SIGNED BY: Denny Suarez (Angels)											
										IP	H	R	ER	HR	HB	BB	IBB	SO	WP	BK	BA
2007—Angels (DSL)		1-3	2.45	10	4	0	5	0	1	33	31	14	9	1	7	6	0	21	9	0	.250
2008—Angels (DSL)		8-1	1.36	13	13	1	0	0	0	86	52	20	13	2	3	25	1	71	4	1	.173
MINOR TOTALS		9-4	1.66	23	17	1	5	0	1	119	83	34	22	3	10	31	1	92	13	1	.195

Signed as free agent by New York Mets, June 22, 2007; Released May 8, 2008.

MINOR LEAGUE SYSTEM



ORGANIZATIONAL PLAYERS

2009 ANGELS INFORMATION GUIDE

Chris Armstrong

LHP

AGE: 21 BORN: Feb. 10, 1988 in Tulsa, OK

BATS & THROWS: Left

HIGH SCHOOL: Owasso HS (OK)

FULL NAME: Christopher Allen Armstrong

Year	Club	W-L	ERA	G	GS	CG	GF	SHO	SV	IP	H	R	ER	HR	HB	BB	IBB	SO	WP	BK	BA
2006	—Angels (ASL)	1-1	0.90	7	0	0	1	0	0	10	6	3	1	1	0	2	0	8	0	0	.182
2007	—Angels (ASL)	0-0	1.93	3	3	0	0	0	0	14	10	4	3	0	1	5	0	13	0	0	.208
	Orem	2-1	6.80	13	2	0	1	0	1	41	54	32	31	4	4	9	0	33	6	0	.316
2008	—Salt Lake	1-0	5.06	5	0	0	2	0	0	5.1	4	3	3	0	1	4	0	1	2	0	.211
	Cedar Rapids	0-4	7.85	29	0	0	9	0	0	28.2	42	26	25	3	2	27	2	24	6	0	.365
MINOR TOTALS		4-6	5.73	57	5	0	13	0	1	99	116	68	63	8	8	47	2	79	14	0	.301

RESIDES: Owasso, OK

HT.: 5-10 WT.: 195

ACQUIRED: 14th round of 2006 free agent draft (signed, July 3, 2006)

COLLEGE: —

SIGNED BY: Arnold Braithwaite (Angels)

Tyson Auer

OF

AGE: 23 BORN: Oct. 24, 1985 in Deland, FL

BATS & THROWS: Right

HIGH SCHOOL: Lake Mary HS (FL)

FULL NAME: Robert Tyson Auer

Year	Club	AVG	G	AB	R	H	2B	3B	HR	RBI	SH	SF	HBP	BB	IBB	SO	SB	CS	GDP	SLG	OBP	E
2008	—Orem	.287	33	101	15	29	5	1	2	11	1	1	1	12	0	20	5	3	1	.416	.368	1

RESIDES: Orlando, FL

HT.: 6-0 WT.: 190

ACQUIRED: Signed as free agent, July 15, 2008

COLLEGE: —

SIGNED BY: Tom Kotchman (Angels)

David Austen

RHP

For information, see 2009 Non-Roster Players Section.

Jon Bachanov

RHP

AGE: 20 BORN: Jan. 30, 1989 in Orlando, FL

BATS & THROWS: Right

HIGH SCHOOL: University HS (Orlando, FL)

FULL NAME: Jonathan L. Bachanov

Year	Club	W-L	ERA	G	GS	CG	GF	SHO	SV	IP	H	R	ER	HR	HB	BB	IBB	SO	WP	BK	BA	
2008	—Angels (ASL)																					

RESIDES: Tempe, AZ

HT.: 6-5 WT.: 225

ACQUIRED: Comp. round of 2007 free agent draft (signed, July 13, 2007)

COLLEGE: —

SIGNED BY: Tom Kotchman (Angels)

Injured—Did Not Play

Suammy Baez

RHP

AGE: 20 BORN: Sept. 28, 1988 in Palenque, San Cristobal DO

BATS & THROWS: Right

HIGH SCHOOL: —

FULL NAME: Suammy Eliazar Baez Aybar

Year	Club	W-L	ERA	G	GS	CG	GF	SHO	SV	IP	H	R	ER	HR	HB	BB	IBB	SO	WP	BK	BA
2007	—Angels (DSL)	5-3	3.18	18	0	0	13	0	5	39.2	34	20	14	2	5	11	1	32	5	0	.233
2008	—Angels (DSL)	1-2	4.82	14	0	0	9	0	4	18.2	17	12	10	0	3	10	0	24	4	0	.254
MINOR TOTALS		6-5	3.70	32	0	0	22	0	9	58.1	51	32	24	2	8	21	1	56	9	0	.239

RESIDES: San Cristobal, DO

HT.: 6-4 WT.: 200

ACQUIRED: Signed as free agent, Feb. 15, 2007

COLLEGE: —

SIGNED BY: Leo Perez (Angels)

Dwayne Bailey

INF

AGE: 22 BORN: Aug. 11, 1986 in Tampa, FL

BATS & THROWS: Right

HIGH SCHOOL: Riverview HS (FL)

FULL NAME: Dwayne Jamil Bailey

Year	Club	AVG	G	AB	R	H	2B	3B	HR	RBI	SH	SF	HBP	BB	IBB	SO	SB	CS	GDP	SLG	OBP	E
2008	—Orem	.286	37	126	28	36	3	0	1	18	1	1	2	11	0	36	7	1	3	.333	.350	5

RESIDES: Tampa, FL

HT.: 6-2 WT.: 185

ACQUIRED: 21st round of 2008 free agent draft (signed, June 10, 2008)

COLLEGE: Univ. of Central Florida (Orlando, FL)

SIGNED BY: Tom Kotchman (Angels)

Justin Bass

INF

AGE: 20 BORN: April 6, 1989 in Sugar Land, TX

BATS: Switch THROWS: Right

HIGH SCHOOL: Clements School (Sugar Land, TX)

FULL NAME: Justin Charles Bass

Year	Club	AVG	G	AB	R	H	2B	3B	HR	RBI	SH	SF	HBP	BB	IBB	SO	SB	CS	GDP	SLG	OBP	E
2007	—Angels (ASL)	.275	20	69	8	19	2	1	0	7	0	0	1	6	0	13	4	1	1	.333	.342	0
2008	—Angels (ASL)	.383	17	60	13	23	4	0	0	10	1	0	1	6	0	12	2	2	0	.450	.448	1
MINOR TOTALS		.326	37	129	21	42	6	1	0	17	1	0	2	12	0	25	6	3	1	.388	.392	1

RESIDES: Sugar Land, TX

HT.: 6-1 WT.: 195

ACQUIRED: 21st round of 2007 free agent draft (signed, June 20, 2007)

COLLEGE: —

SIGNED BY: Kevin Ham (Angels)



ORGANIZATIONAL PLAYERS

2009 ANGELS INFORMATION GUIDE

Hamsen Batista

OF

AGE: 18 BORN: Dec. 12, 1990 in Santo Domingo, DO
 BATS & THROWS: Left
 HIGH SCHOOL: —
 FULL NAME: Hamsen Miguel Batista Villa

RESIDES: Tenares, DO HT.: 6-2 WT.: 195
 ACQUIRED: Signed as free agent, April 10, 2008
 COLLEGE: —
 SIGNED BY: Leo Perez (Angels)

Year	Club	AVG	G	AB	R	H	2B	3B	HR	RBI	SH	SF	HBP	BB	IBB	SO	SB	CS	GDP	SLG	OBP	E
2008—Angels (DSL)		.136	20	44	5	6	1	1	0	5	0	0	2	4	0	20	1	0	2	.205	.240	4

Lay Batista

INF

AGE: 19 BORN: Aug. 4, 1989 in Santiago, DO
 BATS & THROWS: Right
 HIGH SCHOOL: —
 FULL NAME: Lay Alejandro Batista Almanzar

RESIDES: Santiago, DO HT.: 6-2 WT.: 180
 ACQUIRED: Signed as free agent, June 11, 2007
 COLLEGE: —
 SIGNED BY: Leo Perez (Angels)

Year	Club	AVG	G	AB	R	H	2B	3B	HR	RBI	SH	SF	HBP	BB	IBB	SO	SB	CS	GDP	SLG	OBP	E
2007—Angels (DSL)		.103	15	29	4	3	1	0	0	0	0	0	2	0	15	1	0	1	.138	.161	1	
2008—Angels (DSL)		.197	35	117	18	23	4	2	1	15	1	2	1	15	0	27	2	3	4	.291	.289	12
MINOR TOTALS		.178	50	146	22	26	5	2	1	15	1	2	1	17	0	42	3	3	5	.260	.265	13

Trevor Bell

RHP

AGE: 22 BORN: Oct. 12, 1986 in No. Hollywood, CA
 BATS & THROWS: Right
 HIGH SCHOOL: Crescenta Valley (CA) HS
 FULL NAME: Trevor D. Bell

RESIDES: Toluca Lake, CA HT.: 6-2 WT.: 185
 ACQUIRED: 1st round (comp. 37th pick) of 2005 draft (signed, July 23, 2005)
 COLLEGE: —
 SIGNED BY: Tim Corcoran (Angels)

Year	Club	W-L	ERA	G	GS	CG	GF	SHO	SV	IP	H	R	ER	HR	HB	BB	IBB	SO	WP	BK	BA
2005—Angels (ASL)		0-0	4.50	4	4	0	0	0	0	8	10	4	4	0	1	3	0	7	1	0	.313
2006—Orem		4-2	3.50	16	16	0	0	0	0	82.1	82	35	32	8	5	15	0	53	4	1	.261
2007—Cedar Rapids		8-4	4.14	21	21	0	0	0	0	115.1	136	64	53	8	3	23	0	90	6	1	.292
2008—R. Cucamonga		6-8	4.22	36	12	2	11	1	0	100.1	106	60	47	8	4	39	2	80	5	2	.274
Cedar Rapids		1-0	2.12	3	2	1	0	0	0	17	13	4	4	0	4	0	13	0	2	.232	
MINOR TOTALS		19-14	3.90	80	55	3	11	1	0	323	347	167	140	24	13	84	2	243	16	6	.277

Glenn Beltran

OF

AGE: 17 BORN: Dec. 23, 1991 in Santo Domingo, DO
 BATS & THROWS: Right
 HIGH SCHOOL: —
 FULL NAME: Glenn Emmanuel Beltran

RESIDES: Santo Domingo, DO HT.: 6-2 WT.: 220
 ACQUIRED: Signed as free agent, Aug. 27, 2008
 COLLEGE: —
 SIGNED BY: Freddy Rodriguez (Angels)

Chad Blackwell

RHP

AGE: 26 BORN: Jan. 7, 1983 in Ft. Lauderdale, FL
 BATS & THROWS: Right
 HIGH SCHOOL: Clewiston, HS (FL)
 FULL NAME: Chad Arthur Blackwell

RESIDES: Clearwater, FL HT.: 6-0 WT.: 155
 ACQUIRED: Signed as free agent, Nov. 19, 2008
 COLLEGE: Univ. of South Carolina-Columbia
 SIGNED BY: Spencer Graham (Royals)

Year	Club	W-L	ERA	G	GS	CG	GF	SHO	SV	IP	H	R	ER	HR	HB	BB	IBB	SO	WP	BK	BA
2004—Idaho Falls		1-1	3.27	21	0	0	14	0	7	33	32	15	12	2	2	16	2	46	7	0	.244
2005—Burlington		7-4	2.23	48	0	0	42	0	14	68.2	62	21	17	4	6	27	0	74	5	0	.241
High Desert		0-0	13.50	1	0	0	0	0	0	2	4	3	3	1	1	0	0	5	0	0	.400
2006—Altoona		0-0	7.50	4	0	0	1	0	0	6	8	5	5	0	1	2	0	6	2	0	.320
Lynchburg		2-7	5.35	19	0	0	10	0	1	35.1	43	25	21	1	3	18	0	27	4	1	.307
2007—Gary (Ind.)		4-0	1.09	29	0	0	15	4	4	41.1	25	5	5	0	1	14	2	38	1	0	.188
Dunedin		2-1	2.28	15	0	0	5	0	1	23.2	22	7	6	3	0	4	0	19	1	0	.244
2008—Dunedin		4-3	3.18	44	0	0	12	0	2	70.2	63	27	25	4	1	12	2	66	6	0	.234
N. Hampshire		0-0	9.39	5	0	0	2	0	0	7.2	13	8	8	2	0	5	1	2	0	0	.394
MINOR TOTALS		20-16	3.18	186	0	0	101	0	29	288.1	272	116	102	17	15	98	7	283	26	1	.250

Selected by Kansas City Royals in 6th round of 2004 free agent draft; Signed, June 28, 2004; Traded to Pittsburgh Pirates, Dec. 8, 2005; Released, March 28, 2007; Signed as free agent by Toronto Blue Jays, Oct. 24, 2007; Granted free agency, Nov. 3, 2008.

Josh Blanco

LHP

AGE: 19 BORN: Nov. 16, 1989 in El Paso, TX
 BATS & THROWS: Left
 HIGH SCHOOL: Franklin HS (El Paso, TX)
 FULL NAME: Joshua Flynn Blanco

RESIDES: El Paso, TX HT.: 6-1 WT.: 185
 ACQUIRED: 6th round of 2008 draft (signed, June 9, 2008)
 COLLEGE: —
 SIGNED BY: Kevin Ham (Angels)

Year	Club	W-L	ERA	G	GS	CG	GF	SHO	SV	IP	H	R	ER	HR	HB	BB	IBB	SO	WP	BK	BA
2008—Angels (ASL)		4-2	2.88	14	6	0	1	0	0	50	42	21	16	3	0	19	0	52	7	0	.228



ORGANIZATIONAL PLAYERS

2009 ANGELS INFORMATION GUIDE

Buddy Boskers

LHP

AGE: 20 BORN: May 9, 1988 in Huntsville, AL
 BATS & THROWS: Left
 HIGH SCHOOL: Lee HS (Huntsville, AL)
 FULL NAME: Jeffrey Alan Boskers Jr.

RESIDES: Huntsville, AL HT.: 6-3 WT.: 205
 ACQUIRED: 4th round of 2008 draft (signed, June 17, 2008)
 COLLEGE: Calhoun Comm. College (Huntsville, AL)
 SIGNED BY: Jim Bryant (Angels)

Year	Club	W-L	ERA	G	GS	CG	GF	SHO	SV	IP	H	R	ER	HR	HB	BB	IBB	SO	WP	BK	BA
2008	Orem	5-0	2.68	13	12	0	0	0	0	50.1	43	24	15	1	1	22	0	43	4	1	.221

Peter Bourjos

OF

For information, see 2009 Non-Roster Players Section.

Doug Brandt

LHP

AGE: 24 BORN: Oct. 23, 1984 in Oceanside, CA
 BATS & THROWS: Left
 HIGH SCHOOL: West Valley HS (Hemet, CA)
 FULL NAME: Douglas Joshua Brandt

RESIDES: Riverside, CA HT.: 6-0 WT.: 205
 ACQUIRED: 43rd round of 2006 free agent draft (signed, June 11, 2006)
 COLLEGE: Cal St. San Bernardino (CA)
 SIGNED BY: Tim Corcoran (Angels)

Year	Club	W-L	ERA	G	GS	CG	GF	SHO	SV	IP	H	R	ER	HR	HB	BB	IBB	SO	WP	BK	BA
2006	Angels (ASL)	1-1	4.79	14	0	0	0	0	1	20.2	20	12	11	0	2	10	0	29	1	0	.253
2007	Cedar Rapids	3-2	2.35	17	9	0	2	0	0	61.1	56	20	16	2	1	15	1	64	3	0	.239
	R. Cucamonga	2-0	2.70	22	2	0	8	0	2	43.1	34	14	13	3	0	15	0	51	2	0	.214
	Salt Lake	0-1	31.50	1	1	0	0	0	0	2	8	7	7	0	0	1	0	0	0	0	.571
2008	Arkansas	2-4	6.30	42	1	0	12	0	0	60	71	52	42	10	2	34	2	54	2	0	.290
MINOR TOTALS		8-8	4.28	96	13	0	26	0	3	187.1	189	105	89	15	5	75	3	198	8	0	.259

Nolan Brannon

C

AGE: 23 BORN: July 5, 1985 in St. Petersburg, FL
 BATS: Left THROWS: Right
 HIGH SCHOOL: St. Petersburg HS (FL)
 FULL NAME: Nolan Boyd Brannon

RESIDES: St. Petersburg, FL HT.: 6-0 WT.: 185
 ACQUIRED: Signed as free agent, July 15, 2008
 COLLEGE: Univ. of Tampa (FL)
 SIGNED BY: Tom Kotchman (Angels)

Year	Club	AVG	G	AB	R	H	2B	3B	HR	RBI	SH	SF	HBP	BB	IBB	SO	SB	CS	GDP	SLG	OBP	E
2008	Angels (ASL)	.250	3	4	1	1	1	0	0	2	0	0	0	1	0	0	0	0	0	.500	.400	0

Ryan Brasier

RHP

For information, see 2009 Non-Roster Players Section.

Patrick Breen

OF

AGE: 26 BORN: June 23, 1982 in Newport Beach, CA
 BATS & THROWS: Left
 HIGH SCHOOL: Servite HS (Anaheim, CA)
 FULL NAME: Patrick Robert Breen

RESIDES: Santa Ana, CA HT.: 6-3 WT.: 210
 ACQUIRED: Signed as free agent, Oct. 24, 2008
 COLLEGE: Univ. of Houston (TX)
 SIGNED BY: Jon Bonifay (Devil Rays)

Year	Club	AVG	G	AB	R	H	2B	3B	HR	RBI	SH	SF	HBP	BB	IBB	SO	SB	CS	GDP	SLG	OBP	E
2004	Hudson Valley	.222	56	180	19	40	7	2	5	20	0	0	2	14	0	48	3	1	2	.367	.286	-
2005	SW Michigan	.302	87	295	47	89	20	3	11	44	1	2	3	37	3	81	6	3	6	.502	.383	9
2006	Visalia	.282	94	326	61	92	18	1	21	63	0	2	4	52	0	105	8	5	1	.537	.385	10
	Montgomery	.217	24	83	13	18	4	2	5	14	0	0	2	7	0	34	0	1	0	.494	.293	2
2007	Montgomery	.194	86	279	34	54	11	5	7	38	0	4	1	36	2	104	4	6	4	.344	.284	3
2008	Orange (Ind.)	★.396	90	275	81	109	22	6	★28	94	0	2	8	57	4	76	12	0	4	★.825	★.509	5
MINOR TOTALS		.280	427	1438	255	402	82	19	77	273	1	10	20	203	9	448	33	16	17	.524	.374	29

Selected by Tampa Bay Devil Rays in 21st round of 2004 free agent draft; Signed, June 11, 2004; Released, March 26, 2008.

C.J. Bressoud

C

AGE: 23 BORN: May 12, 1985 in Kennesaw, GA
 BATS & THROWS: Right
 HIGH SCHOOL: North Cobb HS (Alworth, GA)
 FULL NAME: Charles J. Bressoud

RESIDES: Kennesaw, GA HT.: 6-2 WT.: 205
 ACQUIRED: Signed as free agent, June 3, 2008
 COLLEGE: Columbus State Univ. (GA)
 SIGNED BY: Al Goetz (Braves)

Year	Club	AVG	G	AB	R	H	2B	3B	HR	RBI	SH	SF	HBP	BB	IBB	SO	SB	CS	GDP	SLG	OBP	E
2004	Braves (GCL)	.191	23	47	4	9	4	0	0	1	0	0	0	6	0	14	0	1	1	.277	.283	7
2008	Cedar Rapids	.080	9	25	1	2	0	0	0	2	0	0	0	2	0	5	0	0	1	.080	.148	0
	R. Cucamonga	.188	16	32	3	6	0	0	0	6	3	0	1	6	0	7	0	0	0	.188	.333	4
MINOR TOTALS		.163	48	104	8	17	4	0	0	9	3	0	1	14	0	26	0	1	2	.202	.269	11

Selected by Atlanta Braves in 26th round of 2003 free agent draft; Signed, Aug. 9, 2003; Released, April 25, 2005.



ORGANIZATIONAL PLAYERS

2009 ANGELS INFORMATION GUIDE

Beau Brooks

C

AGE: 21 BORN: Aug. 3, 1987 in Oklahoma City, OK

BATS & THROWS: Right

HIGH SCHOOL: Huntsville HS (AL)

FULL NAME: Beau Darryl Brooks

Year	Club	AVG	G	AB	R	H	2B	3B	HR	RBI	SH	SF	HBP	BB	IBB	SO	SB	CS	GDP	SLG	OBP	E
2008—Angels (ASL)		.182	8	22	4	4	0	1	0	3	3	0	0	3	0	6	1	0	0	.273	.280	0
	Orem	.153	37	118	14	18	5	0	2	14	2	1	2	19	1	49	0	0	.246	.279	9	
MINOR TOTALS		.157	45	140	18	22	5	1	2	17	5	1	2	22	1	55	1	0	.250	.279	9	

Frank Brooks

LHP

AGE: 30 BORN: Sept. 6, 1978 in Brooklyn, NY

BATS & THROWS: Left

HIGH SCHOOL: Sheepshead Bay HS (Brooklyn, NY)

FULL NAME: Frank J. Brooks

Year	Club	W-L	ERA	G	GS	CG	GF	SHO	SV	IP	H	R	ER	HR	HB	BB	IBB	SO	WP	BK	BA
1999—Batavia		7-3	2.91	16	12	1	2	1	0	77.1	64	26	25	2	2	33	0	58	2	6	.232
2000—Piedmont		★14-8	3.44	29	27	3	1	★2	0	★177.2	152	78	68	17	14	60	0	138	8	1	.236
2001—Clearwater		5-10	4.71	37	15	0	5	0	1	112.2	113	70	59	★18	9	58	2	92	9	0	.262
2002—Clearwater		3-5	3.46	35	0	0	24	0	7	39	34	18	15	2	1	27	3	33	2	1	.233
	Reading	1-1	3.10	17	1	0	9	0	2	29	19	11	10	1	0	12	0	23	0	0	.266
2003—Reading		3-4	2.30	34	0	0	19	0	9	58.2	40	16	15	5	0	13	1	71	2	0	.194
	Altoona	0-0	7.71	1	0	0	1	0	0	2.1	3	2	2	1	0	0	0	4	0	0	.300
	Nashville	2-0	2.54	16	0	0	4	0	0	28.1	22	9	8	2	0	11	2	22	1	0	.218
2004—Nashville		6-3	4.10	42	8	0	6	2	83.1	81	42	38	13	0	22	0	55	0	0	0	.258
	Pittsburgh	0-1	4.67	11	1	0	3	0	0	17.1	13	10	9	5	0	9	2	18	0	1	.203
2005—Las Vegas		0-0	0.00	1	0	0	0	0	0	1.2	2	2	0	0	0	1	0	0	2	0	.250
	Richmond	3-4	2.73	54	0	0	15	0	0	56	46	27	17	4	0	24	0	49	3	1	.222
	Atlanta	0-0	0.00	1	0	0	1	0	0	0.1	1	0	0	0	0	0	0	0	0	0	1.000
2006—Omaha		0-2	5.96	17	0	0	9	0	0	22.2	29	15	15	1	0	14	0	18	1	0	.312
	Portland	2-6	3.86	17	14	0	0	0	0	81.2	72	45	35	16	1	31	0	75	4	0	.232
2007—San Antonio		2-1	2.01	17	0	0	9	0	1	22.1	14	5	5	1	2	2	0	26	0	1	.179
	Portland	1-0	1.00	8	0	0	4	0	0	9	4	1	1	1	0	8	0	5	1	0	.143
2008—Somerset (Ind.)		5-3	4.50	43	0	0	7	0	0	54	56	30	27	10	2	13	0	33	0	0	.264
MINOR TOTALS		54-50	3.58	384	77	4	115	3	22	855.2	761	397	340	94	31	329	8	702	35	10	.240
MAJOR TOTALS		0-1	4.58	12	1	0	4	0	0	17.2	14	10	9	5	0	9	2	18	0	1	.215

Selected by Philadelphia Phillies in 13th round of 1999 free agent draft; signed, June 7, 1999; Traded to Pittsburgh Pirates in exchange for RHP Mike Williams and cash, July 20, 2003; Selected by New York Mets in Rule 5 draft, Dec. 15, 2003; Traded to Oakland Athletics for future considerations, Dec. 15, 2003; Claimed on waivers by Boston Red Sox, March 18, 2004; Returned to Pirates from Rule 5 selection, March 31, 2004; Made Major League Debut, Aug. 27, 2004; Claimed on waivers by Los Angeles Dodgers, Dec. 14, 2004; Claimed on waivers by Atlanta Braves, April 14, 2005; Granted free agency, Oct. 6, 2005; Signed by New York Yankees as free agent, Dec. 5, 2005; Released, April 13, 2006; Signed by Kansas City Royals as free agent, April 14, 2006; Released, June 12, 2006; Signed by Boston as free agent, June 17, 2006; Granted free agency, Oct. 15, 2006; Signed by San Diego Padres as free agent, Nov. 8, 2006; Granted free agency, Oct. 29, 2007.

Jay Brossman

INF

AGE: 24 BORN: Jan. 17, 1985 in Pullman, WA

BATS & THROWS: Right

HIGH SCHOOL: Pullman (WA) HS

FULL NAME: Jay Aaron Brossman

Year	Club	AVG	G	AB	R	H	2B	3B	HR	RBI	SH	SF	HBP	BB	IBB	SO	SB	CS	GDP	SLG	OBP	E
2007—Orem		.346	65	272	46	94	14	0	7	44	2	2	1	19	0	48	4	0	5	.474	.388	16
2008—Cedar Rapids		.239	127	465	67	111	36	2	12	61	1	6	12	41	0	106	16	8	6	.402	.313	19
MINOR TOTALS		.278	192	737	113	205	50	2	19	105	3	8	13	60	0	154	20	8	11	.429	.340	35

Barret Browning

LHP

For information, see 2009 Non-Roster Players Section.

Brok Butcher

RHP

AGE: 25 BORN: Oct. 13, 1983 in Long Beach, CA

BATS & THROWS: Right

HIGH SCHOOL: Santa Ynez (CA) HS

FULL NAME: Brok Smith Butcher

Year	Club	W-L	ERA	G	GS	CG	GF	SHO	SV	IP	H	R	ER	HR	HB	BB	IBB	SO	WP	BK	BA
2006—Cedar Rapids		4-3	3.94	19	7	1	1	1	0	59.1	64	29	26	4	3	12	0	32	5	0	.278
	Angels (ASL)	1-0	1.56	4	4	0	0	0	0	17.1	11	3	3	0	0	4	0	16	1	0	.183
	Orem	0-0	9.00	1	0	0	0	0	0	5	6	5	5	1	0	3	0	0	0	0	.300
2007—R. Cucamonga		5-7	2.69	18	15	★3	1	★1	1	110.1	105	36	33	4	3	28	0	59	5	2	.251
	Arkansas	1-2	5.90	6	6	0	0	0	0	29	30	22	19	5	1	7	0	18	1	1	.254
2008—Arkansas		5-5	6.00	17	17	0	0	0	0	96	122	74	64	14	4	33	0	57	4	0	.314
MINOR TOTALS		16-17	4.26	65	49	4	2	2	1	317	338	169	150	28	11	87	0	182	16	3	.273

MINOR LEAGUE SYSTEM



ORGANIZATIONAL PLAYERS

2009 ANGELS INFORMATION GUIDE

Francis Cabrera RHP

AGE: 21 BORN: May 27, 1987 in Santiago, DO
 BATS & THROWS: Right
 HIGH SCHOOL: —

FULL NAME: Francis Saviel Cabrera Polanco

Year	Club	W-L	ERA	G	GS	CG	GF	SHO	SV	IP	H	R	ER	HR	HB	BB	IBB	SO	WP	BK	BA
2005—Angels (DSL)	1-0	1.15	9	0	0	6	0	1	15.2	12	4	2	0	2	1	0	10	0	1	.211	
2006—Angels (DSL)	6-2	2.28	14	14	0	0	0	0	83	57	24	21	2	8	23	0	76	7	1	.193	
2007—Angels (ASL)	0-0	0.00	1	0	0	0	0	0	1	1	0	0	0	0	0	0	1	0	0	.250	
Orem	0-1	5.18	15	0	0	6	0	0	24.1	29	14	14	6	3	18	0	22	2	0	.305	
2008—Orem	2-0	3.24	11	0	0	3	0	0	16.2	16	6	6	0	1	6	0	19	3	0	.250	
R. Cucamonga	1-1	3.07	11	0	0	6	0	0	14.2	5	6	5	0	1	14	1	17	1	0	.106	
MINOR TOTALS	10-4	2.78	61	14	0	21	0	1	155.1	120	54	48	8	15	62	1	145	13	2	.214	

RESIDES: Santiago, DO HT.: 6-2 WT.: 214

ACQUIRED: Signed as free agent, June 11, 2005

COLLEGE: —

SIGNED BY: Leo Perez (Angels)

Leonardo Calderon LHP

AGE: 22 BORN: July 31, 1986 in Loiza, PR
 BATS & THROWS: Left
 HIGH SCHOOL: Puerto Rico Baseball Acad.

FULL NAME: Leonardo Calderon Diaz

Year	Club	W-L	ERA	G	GS	CG	GF	SHO	SV	IP	H	R	ER	HR	HB	BB	IBB	SO	WP	BK	BA
2006—Orem	2-2	8.39	13	3	0	3	0	0	24.2	27	25	23	5	2	20	0	16	4	0	.281	
2007—Angels (ASL)	1-0	2.92	10	0	0	4	0	0	12.1	9	8	4	0	1	8	0	21	3	0	.184	
Orem	0-1	12.27	8	0	0	3	0	0	7.1	9	12	10	1	2	11	0	6	6	0	.300	
2008—Orem	1-0	3.38	3	0	0	0	0	0	5.1	4	2	2	1	0	5	0	9	3	0	.200	
Cedar Rapids	3-0	1.59	19	0	0	3	0	1	34	19	6	2	5	16	0	39	4	0	.165		
MINOR TOTALS	7-3	4.84	53	3	0	13	0	1	83.2	68	53	45	9	10	60	0	91	20	0	.219	

RESIDES: Carolina, PR HT.: 6-0 WT.: 193

ACQUIRED: 10th round of 2006 free agent draft (signed, June 27, 2006)

COLLEGE: Lake City (FL) Comm. College

SIGNED BY: Tom Kotchman (Angels)

Ysmael Carmona RHP

AGE: 24 BORN: Feb. 12, 1985 in San Cristobal, DO
 BATS & THROWS: Right
 HIGH SCHOOL: Collegio Cristiano El Alfarero (DO)

FULL NAME: Ysmael Alexander Carmona Lorenzo

Pitching

Year	Club	W-L	ERA	G	GS	CG	GF	SHO	SV	IP	H	R	ER	HR	HB	BB	IBB	SO	WP	BK	BA
2005—Angels (DSL)	1-0	2.91	14	1	0	9	0	1	21.2	16	10	7	0	3	12	1	21	3	0	.195	
2006—Angels (ASL)	0-0	13.09	10	1	0	1	0	0	11	19	22	16	1	4	16	0	10	1	0	.373	
2007—Orem	Injured—Did Not Play																				
2008—Cedar Rapids	2-4	5.37	44	0	0	22	0	2	53.2	51	41	32	3	3	47	0	47	5	1	.244	
MINOR TOTALS	3-4	5.73	68	2	0	32	0	3	86.1	86	73	55	4	10	75	1	78	9	1	.251	

RESIDES: San Cristobal, DO HT.: 6-0 WT.: 165

ACQUIRED: Signed as free agent, Sept. 30, 2003

COLLEGE: —

SIGNED BY: Leo Perez (Angels)

Batting

Year	Club	AVG	G	AB	R	H	2B	3B	HR	RBI	SH	SF	HBP	BB	IBB	SO	SB	CS	GDP	SLG	OBP	E
2004—Angels (DSL)		.127	24	71	10	9	1	1	1	11	0	0	3	10	0	30	7	2	0	.211	.262	1

Bobby Cassevah RHP

AGE: 23 BORN: Sept. 11, 1985 in Jacksonville, FL
 BATS & THROWS: Right
 HIGH SCHOOL: Pace HS (FL)

FULL NAME: Robert Alan Cassevah

Year	Club	W-L	ERA	G	GS	CG	GF	SHO	SV	IP	H	R	ER	HR	HB	BB	IBB	SO	WP	BK	BA
2005—Angels (ASL)	2-5	5.40	15	4	0	2	0	0	45	57	28	27	2	7	14	0	27	2	0	.318	
2006—Orem	2-5	6.80	16	10	0	0	0	0	41	57	40	31	1	2	38	0	32	0	0	.337	
2007—Cedar Rapids	2-1	2.32	18	0	0	10	0	1	31	25	9	8	0	5	13	1	25	1	0	.227	
Orem	0-0	4.32	6	0	0	3	0	0	8.1	9	6	4	0	4	5	1	9	3	0	.290	
2008—R. Cucamonga	2-3	3.79	44	0	0	10	0	1	71.1	67	33	30	1	5	40	2	52	8	0	.250	
MINOR TOTALS	8-14	4.58	99	14	0	25	0	2	196.2	215	116	100	4	23	110	4	145	14	0	.284	

RESIDES: Pensacola, FL HT.: 6-3 WT.: 195

ACQUIRED: 34th round of 2004 free agent draft (signed, Aug. 3, 2004)

COLLEGE: —

SIGNED BY: Tom Kotchman (Angels)

Angel Castillo OF

AGE: 19 BORN: June 7, 1989 in Caracas, VZ
 BATS & THROWS: Right
 HIGH SCHOOL: UE Santa Lucia de Siracuta (VZ)

FULL NAME: Angel Antonio Castillo Herrera

Year	Club	AVG	G	AB	R	H	2B	3B	HR	RBI	SH	SF	HBP	BB	IBB	SO	SB	CS	GDP	SLG	OBP	E
2006—Angels (ASL)	.255	36	137	22	35	7	2	2	15	1	1	3	15	1	45	5	3	2	.380	.340	0	
2007—Angels (ASL)	.252	31	119	19	30	4	1	4	23	0	0	2	19	0	39	5	0	2	.403	.364	3	
2008—Cedar Rapids	.133	12	45	3	6	4	0	0	4	1	0	2	0	12	1	1	0	.222	.170	0		
Orem	.281	66	270	53	76	20	3	14	47	0	0	8	18	0	85	7	2	2	.533	.345	4	
MINOR TOTALS	.257	145	571	97	147	35	6	20	89	2	1	15	52	1	181	18	6	6	.445	.335	7	

RESIDES: Santa Lucia, Miranda, VZ HT.: 6-3 WT.: 190

ACQUIRED: Signed as free agent, Aug. 17, 2005

COLLEGE: —

SIGNED BY: Amador Arias (Angels)



ORGANIZATIONAL PLAYERS

2009 ANGELS INFORMATION GUIDE

Ryan Chaffee

RHP

AGE: 20 BORN: May 18, 1988 in Bellevue, NE
 BATS & THROWS: Right
 HIGH SCHOOL: Niceville HS (FL)
 FULL NAME: Ryan Michael Chaffee

RESIDES: Valpariso, FL HT.: 6-2 WT.: 200
 ACQUIRED: 3rd round of 2008 free agent draft (signed, June 9, 2008)
 COLLEGE: Chipola Junior College (Marianna, FL)
 SIGNED BY: Tom Kotchman (Angels)

Brian Chambers

RHP

AGE: 23 BORN: Aug. 14, 1985 in Tampa, FL
 BATS & THROWS: Right
 HIGH SCHOOL: Thomas Jefferson HS (Tampa, FL)
 FULL NAME: Brian Gregory Chambers

RESIDES: Tallahassee, FL HT.: 6-3 WT.: 200
 ACQUIRED: Signed as free agent, July 5, 2007
 COLLEGE: Florida State Univ. (Tallahassee, FL)
 SIGNED BY: Tom Kotchman (Angels)

Year	Club	W-L	ERA	G	GS	CG	GF	SHO	SV	IP	H	R	ER	HR	HB	BB	IBB	SO	WP	BK	BA
2007—Angels (ASL)	Orem	0-0	3.60	3	0	0	1	0	0	5	5	2	2	0	0	0	0	3	0	0	.278
	Orem	3-1	1.85	18	0	0	7	0	0	24.1	20	7	5	2	2	9	1	22	5	0	.225
2008—Cedar Rapids	R. Cucamonga	2-0	2.89	19	0	0	2	0	0	28	23	12	9	0	6	12	0	19	3	0	.228
	R. Cucamonga	1-4	6.53	21	0	0	6	0	0	30.1	37	25	22	1	6	19	0	18	4	0	.303
MINOR TOTALS		6-5	3.90	61	0	0	16	0	0	87.2	85	46	38	3	14	40	1	62	12	0	.258

Marcel Champagnie

INF

AGE: 23 BORN: Oct. 18, 1985 in North York, ONT, CAN
 BATS & THROWS: Right
 HIGH SCHOOL: Brother Andre CHS (Markham, ONT, CAN)
 FULL NAME: Marcel Anthony Champagnie

RESIDES: Bolton, ONT, CAN HT.: 6-0 WT.: 190
 ACQUIRED: 15th Round of 2008 free agent draft (signed, June 18, 2008)
 COLLEGE: Arizona State Univ. (Tempe, AZ)
 SIGNED BY: John Gracio (Angels)

Year	Club	AVG	G	AB	R	H	2B	3B	HR	RBI	SH	SF	HBP	BB	IBB	SO	SB	CS	GDP	SLG	OBP	E
2008—Orem		.357	6	14	4	5	0	0	0	1	2	0	0	2	0	1	2	0	1	.357	.438	1

Tyler Chatwood

RHP

AGE: 19 BORN: Dec. 16, 1989 in Fontana, CA
 BATS & THROWS: Right
 HIGH SCHOOL: Redlands (CA) East Valley HS
 FULL NAME: Tyler Cole Chatwood

RESIDES: Yucaipa, CA HT.: 5-11 WT.: 175
 ACQUIRED: 2nd round of 2008 free agent draft (signed, June 13, 2008)
 COLLEGE: —
 SIGNED BY: Tim Corcoran (Angels)

Year	Club	W-L	ERA	G	GS	CG	GF	SHO	SV	IP	H	R	ER	HR	HB	BB	IBB	SO	WP	BK	BA
2008—Angels (ASL)		1-2	3.08	11	11	0	0	0	0	38	25	15	13	1	0	36	0	48	7	0	.195

Carlos Colmenares

INF

AGE: 23 BORN: Feb. 11, 1986 in Valencia, Cara., VZ
 BATS & THROWS: Right
 HIGH SCHOOL: UE El Nazareno (VZ)
 FULL NAME: Carlos Alberto Colmenares Torres

RESIDES: Valencia, Cara., VZ HT.: 6-1 WT.: 198
 ACQUIRED: Signed as free agent, May 3, 2004
 COLLEGE: —
 SIGNED BY: Carlos Porte (Angels)

Year	Club	AVG	G	AB	R	H	2B	3B	HR	RBI	SH	SF	HBP	BB	IBB	SO	SB	CS	GDP	SLG	OBP	E
2004—Angels (DSL)		.225	44	142	20	32	5	0	0	14	1	3	2	17	0	40	6	3	3	.261	.311	12
2005—Angels (DSL)		.283	65	212	39	60	9	1	1	31	7	3	5	47	0	52	20	6	4	.349	.419	22
2006—Angels (ASL)	Orem	.243	33	115	21	28	8	1	1	11	5	0	1	17	0	19	3	6	2	.357	.346	13
	Orem	.205	12	39	6	8	1	0	0	1	2	0	0	1	0	5	0	0	3	.231	.225	3
2007—Angels (ASL)	R. Cucamonga	.300	18	60	13	18	2	0	1	6	1	1	0	9	0	13	2	1	2	.383	.386	5
	R. Cucamonga	.333	3	3	2	1	0	0	0	1	0	1	0	0	0	2	0	0	0	.333	.250	2
2008—R. Cucamonga	Orem	.100	5	10	2	1	0	0	0	0	0	0	1	2	0	3	0	0	0	.100	.308	1
	Orem	.000	1	4	0	0	0	0	0	0	0	0	0	0	0	1	0	0	0	.000	.000	0
	Cedar Rapids	.213	32	89	16	19	3	0	2	12	0	2	4	13	0	24	7	2	3	.315	.333	3
MINOR TOTALS		.248	213	674	119	167	28	2	5	76	16	10	13	106	0	159	38	18	19	.318	.356	61

Hank Conger

C

For information, see 2009 Non-Roster Players Section.

Ivan Contreras

INF

AGE: 22 BORN: Jan. 3, 1987 in Santo Domingo, DO
 BATS: Switch THROWS: Right
 HIGH SCHOOL: Liceo Escuela Esteban Menline (DO)
 FULL NAME: Ivan Contreras Ramirez

RESIDES: Santo Domingo, DO HT.: 5-9 WT.: 155
 ACQUIRED: Signed as free agent, May 24, 2005
 COLLEGE: —
 SIGNED BY: Leo Perez (Angels)

Year	Club	AVG	G	AB	R	H	2B	3B	HR	RBI	SH	SF	HBP	BB	IBB	SO	SB	CS	GDP	SLG	OBP	E
2005—Angels (DSL)		.215	55	172	41	37	10	4	0	23	3	1	3	48	0	35	28	6	4	.320	.393	11
2006—Angels (DSL)		.255	58	196	39	50	8	10	1	15	6	2	1	27	0	41	8	4	1	.413	.345	9
2007—Angels (ASL)		.311	49	*222	41	*69	8	8	1	32	3	1	1	14	0	42	21	8	2	.432	.353	13
2008—Cedar Rapids	Orem	.189	22	74	8	14	3	2	2	5	0	0	0	2	0	15	1	3	0	.365	.211	6
	Orem	.286	62	234	52	67	12	5	0	24	2	3	1	28	0	59	14	3	6	.380	.361	12
MINOR TOTALS		.264	246	898	181	237	41	29	4	99	14	7	6	119	0	192	72	24	13	.388	.351	51

MINOR LEAGUE SYSTEM



ORGANIZATIONAL PLAYERS

2009 ANGELS INFORMATION GUIDE

Brad Coon

OF

For information, see 2009 Non-Roster Players Section.

Manaurys Correa

RHP

AGE: 20 BORN: Jan. 5, 1989 in San Cristobal, DO

RESIDES: San Cristobal, DO

HT.: 6-3

WT.: 184

BATS & THROWS: Right

ACQUIRED: Signed as free agent, Jan. 22, 2007

HIGH SCHOOL: —

COLLEGE: —

FULL NAME: Manaurys Correa Romero

SIGNED BY: Leo Perez (Angels)

Year	Club	W-L	ERA	G	GS	CG	GF	SHO	SV	IP	H	R	ER	HR	HB	BB	IBB	SO	WP	BK	BA
2007	—Angels (DSL)	8-1	2.16	14	14	0	0	0	0	87.2	71	27	21	3	10	27	0	68	6	0	.225
2008	—Angels (ASL)	5-1	2.65	10	8	0	0	0	0	57.2	56	23	17	1	5	10	0	★67	2	0	.249
	Orem	2-0	6.20	5	4	0	0	0	0	20.1	32	16	14	3	2	5	0	17	0	0	.368
MINOR TOTALS		15-2	2.82	29	26	0	0	0	0	165.2	159	66	52	7	17	42	0	152	8	0	.253

Matt Crawford

OF

AGE: 22 BORN: May 9, 1986 in Waycross, GA

RESIDES: Waycross, GA

HT.: 6-0

WT.: 165

BATS: Switch THROWS: Right

ACQUIRED: 23rd round of 2008 free agent draft (signed, June 9, 2008)

HIGH SCHOOL: Ware County HS (Waycross, GA)

COLLEGE: Mercer Univ. (Macon, GA)

FULL NAME: Matthew Shane Crawford

SIGNED BY: Chris McAlpin (Angels)

Year	Club	AVG	G	AB	R	H	2B	3B	HR	RBI	SH	SF	HBP	BB	IBB	SO	SB	CS	GDP	SLG	OBP	E
2008	—Angels (ASL)	★.373	37	142	31	53	4	2	2	20	4	1	1	11	0	20	19	2	2	.472	.419	1

Junior Cruz

RHP

AGE: 19 BORN: April 5, 1990 in La Romana, DO

RESIDES: La Romana, DO

HT.: 6-1

WT.: 165

BATS & THROWS: Right

ACQUIRED: Signed as free agent, Nov. 7, 2007

HIGH SCHOOL: Escuela Basica Benedicto (Higüey, DO)

COLLEGE: —

FULL NAME: Junior Alexander Cruz Caridad

SIGNED BY: Leo Perez (Angels)

Year	Club	W-L	ERA	G	GS	CG	GF	SHO	SV	IP	H	R	ER	HR	HB	BB	IBB	SO	WP	BK	BA
2008	—Angels (DSL)	1-2	2.41	13	2	0	6	0	1	33.2	30	13	9	1	6	12	2	23	3	0	.238

Daniel Davidson

LHP

For information, see 2009 Non-Roster Players Section.

Michael Davitt

RHP

AGE: 22 BORN: Sept. 8, 1986 in Shreveport, LA

RESIDES: Mobile, AL

HT.: 6-6

WT.: 210

BATS & THROWS: Right

ACQUIRED: 29th round of 2006 free agent draft (signed, May 9, 2007)

HIGH SCHOOL: W.P. Davidson HS (Mobile, AL)

COLLEGE: Okaloosa Walton Comm. College (Niceville, FL)

FULL NAME: Michael Davitt

SIGNED BY: Tom Kotchman (Angels)

Year	Club	W-L	ERA	G	GS	CG	GF	SHO	SV	IP	H	R	ER	HR	HB	BB	IBB	SO	WP	BK	BA
2007	—Orem	0-3	5.67	13	8	0	3	0	0	33.1	39	21	21	2	1	16	0	30	1	0	.300
2008	—Cedar Rapids	6-9	4.68	27	19	0	0	0	0	125	146	75	65	7	8	55	1	87	12	0	.305
MINOR TOTALS		6-12	4.89	40	27	0	3	0	0	158.1	185	96	86	9	9	71	1	117	13	0	.304

Anel De Los Santos

C

For information, see 2009 Non-Roster Players Section.

Dan Denham

RHP

AGE: 26 BORN: Dec. 24, 1982 in Antioch, CA

RESIDES: Staterline, NV

HT.: 6-2

WT.: 195

BATS & THROWS: Right

ACQUIRED: Signed as free agent, Jan. 16, 2009

HIGH SCHOOL: Deer Valley HS (Antioch, CA)

COLLEGE: —

FULL NAME: Daniel Christopher Denham

SIGNED BY: Paul Cogan (Indians)

Year	Club	W-L	ERA	G	GS	CG	GF	SHO	SV	IP	H	R	ER	HR	HB	BB	IBB	SO	WP	BK	BA
2001	—Burlington	0-4	4.40	8	8	0	0	0	0	30.2	30	21	15	5	6	26	0	31	1	1	.256
2002	—Columbus	9-8	4.76	28	28	0	0	0	0	124.2	123	21	15	5	11	65	0	109	14	1	.265
2003	—Lake County	5-2	3.08	14	14	0	0	0	0	73	75	76	66	7	5	22	0	63	1	1	.263
	Kinston	5-5	4.50	14	14	1	0	0	0	72	82	28	25	4	9	27	0	39	8	0	.298
2004	—Kinston	7-4	4.18	13	13	0	0	0	0	71	73	42	36	2	8	29	0	62	5	0	.278
	Akron	5-4	5.33	14	14	1	0	1	0	76	88	34	33	6	7	31	0	50	4	0	.295
2005	—Akron	9-7	3.15	21	21	1	0	0	0	140	115	55	45	12	13	30	0	108	6	0	.222
	Buffalo	0-2	10.80	3	3	0	0	0	0	10	16	55	49	6	1	8	0	6	0	0	.381
2006	—Buffalo	1-2	8.28	9	4	0	4	0	0	25	41	13	12	3	0	11	0	14	2	0	.369
	Akron	6-2	4.88	23	10	2	0	0	0	66.1	66	24	23	3	4	39	0	40	8	2	.262
2007	—Midland	1-1	4.86	12	0	0	6	0	0	16.2	21	37	36	3	0	7	0	7	1	0	.309
	Stockton	1-0	11.25	4	0	0	2	0	0	4	4	11	9	3	1	4	0	3	1	0	.222
	Sarasota	3-1	4.61	12	0	0	4	0	0	27.1	24	6	5	1	0	17	0	22	1	0	.229
2008	—Arkansas	9-10	4.44	25	25	0	0	0	0	146	157	20	14	2	5	58	0	99	6	2	.279
MINOR TOTALS		61-52	4.49	200	154	3	18	1	0	882.2	915	82	72	16	70	374	0	653	58	7	.271

Selected by Cleveland Indians in first round (17th overall) of 2001 free agent draft; signed, July 7, 2001; Traded to Oakland Athletics for cash, April 25, 2007; Traded to Cincinnati Reds as PTBN to complete Kirk Saarloos trade, July 12, 2007; Released, March 24, 2008; Signed by Angels as free agent, April 9, 2008; Granted free agency, Nov. 3, 2008.



ORGANIZATIONAL PLAYERS

2009 ANGELS INFORMATION GUIDE

Amalio Diaz

RHP

AGE: 22 BORN: Sept. 10, 1986 in Puerto La Cruz, VZ

BATS & THROWS: Right

HIGH SCHOOL: Pedro María Freitas (VZ)

FULL NAME: Amalio Jose Diaz Fermin

RESIDES: Puerto La Cruz, Anzo., VZ HT.: 6-2 WT.: 170

ACQUIRED: Signed as free agent, July 14, 2003

COLLEGE: —

SIGNED BY: Carlos Porte/Amador Arias (Angels)

Year	Club	W-L	ERA	G	GS	CG	GF	SHO	SV	IP	H	R	ER	HR	HB	BB	IBB	SO	WP	BK	BA
2004	—Angels (DSL)	6-0	1.13	10	5	0	2	0	0	39.2	21	5	5	0	0	11	0	28	0	0	.159
2005	—Angels (ASL)	4-2	4.31	19	0	0	10	0	4	31.1	34	21	15	2	2	9	0	28	4	1	.272
2006	—R. Cucamonga	3-0	1.52	4	4	0	0	0	0	23.2	24	4	4	1	0	5	0	10	1	0	.264
	Angels (ASL)	0-1	6.00	1	1	0	0	0	0	6	7	5	4	1	1	0	0	2	0	0	.280
	Orem	0-2	3.38	3	3	0	0	0	0	16	17	8	6	2	0	2	0	11	2	0	.262
	Cedar Rapids	2-1	5.18	7	6	0	0	0	0	33	51	20	19	5	0	8	0	26	5	0	.357
2007	—R. Cucamonga	0-0	6.27	9	4	0	0	0	0	37.1	57	31	26	3	1	14	0	21	7	2	.354
	Arkansas	0-2	4.58	6	6	0	0	0	0	37.1	43	21	19	3	1	7	1	15	3	0	.293
	Cedar Rapids	3-6	4.47	16	6	0	6	0	1	52.1	75	28	26	5	0	12	2	31	4	0	.341
2008	—R. Cucamonga	7-4	4.28	17	17	0	0	0	0	103	111	55	49	10	7	26	0	65	5	0	.275
	Arkansas	3-4	4.40	10	10	0	0	0	0	57.1	62	31	28	5	9	27	0	38	4	0	.281
MINOR TOTALS		28-22	4.14	102	62	0	18	0	5	437	502	229	201	37	21	121	3	275	35	3	.290

Jairo Diaz

C

AGE: 17 BORN: May 27, 1991 in Puerto La Cruz, VZ

BATS & THROWS: Right

HIGH SCHOOL: Liceo Cristobal Colon (VZ)

FULL NAME: Jairo Jose Diaz Hernandez

RESIDES: Puerto La Cruz, VZ

ACQUIRED: Signed as free agent, Aug. 1, 2007

COLLEGE: —

SIGNED BY: Leo Perez (Angels)

Year	Club	AVG	G	AB	R	H	2B	3B	HR	RBI	SH	SF	HBP	BB	IBB	SO	SB	CS	GDP	SLG	OBP	E
2008	—Angels (DSL)	.184	31	98	12	18	3	0	1	7	2	1	1	11	0	33	1	1	2	.245	.270	6

Reyes Dorado

RHP

AGE: 23 BORN: Jan. 10, 1986 in Los Angeles, CA

BATS & THROWS: Right

HIGH SCHOOL: A.B. Miller HS (Fontana, CA)

FULL NAME: Reyes Dorado

RESIDES: Fontana, CA

ACQUIRED: 14th round of 2008 free agent draft (signed, June 11, 2008)

COLLEGE: Arizona State Univ. (Tempe, AZ)

SIGNED BY: John Gracio (Angels)

Year	Club	W-L	ERA	G	GS	CG	GF	SHO	SV	IP	H	R	ER	HR	HB	BB	IBB	SO	WP	BK	BA
2008	—Orem	2-0	5.63	18	1	0	9	0	3	24	21	16	15	1	2	10	0	32	7	0	.228

Tim Dorn

RHP

AGE: 26 BORN: Dec. 30, 1982 in Pasadena, CA

BATS & THROWS: Right

HIGH SCHOOL: Monrovia HS (CA)

FULL NAME: Timothy Philip Dorn

RESIDES: Monrovia, CA

ACQUIRED: Signed as free agent, Jan. 10, 2009

COLLEGE: Calif. State Univ. Northridge (CA)

SIGNED BY: Joe Bohringer (Mariners)

Pitching

Year	Club	W-L	ERA	G	GS	CG	GF	SHO	SV	IP	H	R	ER	HR	HB	BB	IBB	SO	WP	BK	BA
2003	—Mariners (ASL)	0-0	9.00	6	1	0	2	0	0	11	17	11	11	0	0	6	0	8	5	0	.378
2004	—Mariners (ASL)	0-0	5.50	13	0	0	3	0	0	18	15	13	11	0	6	20	0	24	11	0	.221
2006	—Pensacola (Ind.)	0-0	0.00	3	0	0	2	0	0	3	4	4	0	0	1	4	0	5	3	0	.286
2007	—Quad Cities	0-0	4.50	2	0	0	1	0	0	4	2	3	2	0	1	5	0	2	0	0	.154
2008	—So. Illinois (Ind.)	0-0	27.00	1	0	0	0	0	0	1	2	3	3	0	0	4	0	2	0	0	.400
MINOR TOTALS		0-0	6.57	25	1	0	8	0	0	37	40	34	27	0	8	39	0	41	19	0	.276

Hitting

Year	Club	AVG	G	AB	R	H	2B	3B	HR	RBI	SH	SF	HBP	BB	IBB	SO	SB	CS	GDP	SLG	OBP	E
2006	—Pensacola (Ind.)	.327	85	312	43	102	24	1	10	43	1	3	3	29	3	76	6	2	6	.506	.386	16
2007	—So. Illinois (Ind.)	.349	32	129	33	45	4	0	12	35	0	0	4	12	1	27	0	0	1	.659	.421	5
	Quad Cities	.196	28	92	11	18	5	1	2	9	0	1	2	16	0	33	1	1	4	.337	.324	6
2008	—So. Illinois (Ind.)	.299	93	354	67	106	20	0	23	83	0	7	2	45	0	89	3	1	7	.551	.375	1
MINOR TOTALS		.306	238	887	154	271	53	2	47	170	1	11	11	102	4	225	10	4	18	.529	.380	28

Selected by Seattle Mariners in 14th round of 2003 free agent draft; Signed, June 22, 2003; Released, March 23, 2005; Signed as free agent by St. Louis Cardinals, June 26, 2007; Released, Oct. 9, 2007.

Jose Dubeau

OF

AGE: 17 BORN: April 22, 1991 in Santo Domingo, DO

BATS & THROWS: Right

HIGH SCHOOL: —

FULL NAME: Jose De Jesus Dubeau

RESIDES: Santo Domingo, DO

ACQUIRED: Signed as free agent, Aug. 27, 2008

COLLEGE: —

SIGNED BY: Freddy Rodriguez (Angels)

MINOR LEAGUE SYSTEM



ORGANIZATIONAL PLAYERS

2009 ANGELS INFORMATION GUIDE

Hector Estrella

INF

AGE: 24 BORN: Dec. 22, 1984 in Los Angeles, CA

BATS & THROWS: Right

HIGH SCHOOL: Northview HS (Covina, CA)

FULL NAME: Hector Hugo Estrella

Year	Club	AVG	G	AB	R	H	2B	3B	HR	RBI	SH	SF	HBP	BB	IBB	SO	SB	CS	GDP	SLG	OBP	E
2007	Orem	.300	61	230	40	69	11	3	4	35	1	2	6	23	0	37	5	1	7	.426	.375	10
2008	Cedar Rapids	.302	87	334	43	101	23	0	5	42	1	2	3	33	3	53	6	5	6	.416	.368	4
MINOR TOTALS		.301	148	564	83	170	34	3	9	77	2	4	9	56	3	90	11	6	13	.420	.371	14

RESIDES: Rosemead, CA

HT.: 5-10 WT.: 195

ACQUIRED: 40th round of 2007 free agent draft (signed, June 10, 2007)

COLLEGE: Univ. of Southern California (Los Angeles, CA)

SIGNED BY: Tim Corcoran (Angels)

Nick Farnsworth

INF

AGE: 19 BORN: June 17, 1989 in Tulsa, OK

BATS & THROWS: Left

HIGH SCHOOL: Tulsa Union HS (OK)

FULL NAME: Nicholas Drew Farnsworth

Year	Club	AVG	G	AB	R	H	2B	3B	HR	RBI	SH	SF	HBP	BB	IBB	SO	SB	CS	GDP	SLG	OBP	E
2008	Angels (ASL)	.275	46	182	30	50	15	3	5	42	1	3	4	15	0	52	1	1	5	.473	.338	7

RESIDES: Tulsa, OK

HT.: 6-1 WT.: 210

ACQUIRED: 9th round of 2008 free agent draft (signed, June 10, 2008)

COLLEGE: —

SIGNED BY: Arnold Brathwaite (Angels)

Starlin Felix

LHP

AGE: 20 BORN: June 28, 1988 in San Cristobal, DO

BATS & THROWS: Left

HIGH SCHOOL: —

FULL NAME: Starlin Xaviel Felix Valdez

Year	Club	W-L	ERA	G	GS	CG	GF	SHO	SV	IP	H	R	ER	HR	HBP	BB	IBB	SO	WP	BK	BA
2007	Angels (DSL)	4-3	2.16	10	10	0	0	0	0	58.1	47	28	14	2	15	27	1	33	7	3	.229
2008	Angels (DSL)	3-3	2.10	13	4	0	7	0	1	34.1	24	15	8	2	4	19	0	44	3	1	.198
MINOR TOTALS		7-6	2.14	23	14	0	7	0	1	92.2	71	43	22	4	19	46	1	77	10	4	.218

RESIDES: San Cristobal, DO

HT.: 6-0 WT.: 200

ACQUIRED: Signed as free agent, Jan. 22, 2007

COLLEGE: —

SIGNED BY: Leo Perez (Angels)

Kevin Ferguson

LHP

AGE: 23 BORN: Jan. 8, 1986 in Boynton Beach, FL

BATS & THROWS: Left

HIGH SCHOOL: John Carroll HS (Fort Pierce, FL)

FULL NAME: Kevin William Ferguson

Year	Club	W-L	ERA	G	GS	CG	GF	SHO	SV	IP	H	R	ER	HR	HBP	BB	IBB	SO	WP	BK	BA
2008	Angels (ASL)	2-0	6.75	15	0	0	4	0	0	14.2	21	15	11	2	1	9	0	16	1	0	.333

RESIDES: Port St. Lucie, FL

HT.: 5-11 WT.: 185

ACQUIRED: 43rd round of 2008 free agent draft (signed, June 12, 2008)

COLLEGE: Univ. of Tampa (FL)

SIGNED BY: Tom Kotchman (Angels)

Luis Figueroa

INF

For information, see 2009 Non-Roster Players Section.

Robert Fish

LHP

AGE: 21 BORN: Jan. 19, 1988 in Montclair, CA

BATS & THROWS: Left

HIGH SCHOOL: AB Miller HS (Fontana, CA)

FULL NAME: Robert Michael Fish

Year	Club	W-L	ERA	G	GS	CG	GF	SHO	SV	IP	H	R	ER	HR	HBP	BB	IBB	SO	WP	BK	BA
2006	Angels (ASL)	1-0	3.21	10	1	0	1	0	0	14	13	5	5	0	1	12	0	16	2	1	.245
2007	R-R, Cucamonga	0-1	6.00	1	1	0	0	0	0	3	3	2	2	1	0	4	0	4	0	0	.273
	Orem	3-4	3.27	16	15	0	0	0	0	71.2	62	33	26	4	10	31	0	★77	3	0	.239
2008	Cedar Rapids	10-4	4.85	28	★28	0	0	0	0	143	138	87	77	12	18	68	0	138	5	1	.254
MINOR TOTALS		14-9	4.27	55	45	0	1	0	0	231.2	216	127	110	17	29	115	0	235	10	2	.249

RESIDES: San Bernardino, CA

HT.: 6-2 WT.: 215

ACQUIRED: 6th round of 2006 free agent draft (signed, June 20, 2006)

COLLEGE: —

SIGNED BY: Tim Corcoran (Angels)

Manuel Flores

LHP

AGE: 21 BORN: June 1, 1987 in Puerto La Cruz, VZ

BATS & THROWS: Left

HIGH SCHOOL: —

FULL NAME: Manuel Antonio Flores Velasquez

Year	Club	W-L	ERA	G	GS	CG	GF	SHO	SV	IP	H	R	ER	HR	HBP	BB	IBB	SO	WP	BK	BA
2006	Angels (DSL)	2-3	1.69	11	3	0	2	0	0	48	38	13	9	2	0	13	0	40	2	2	.217
2007	Angels (ASL)	1-4	5.37	15	10	0	1	0	0	53.2	67	36	32	3	2	13	0	28	2	4	.307
2008	Angels (ASL)	★7-4	3.16	13	12	0	0	0	0	★74	★90	35	26	0	3	10	0	63	2	0	.294
MINOR TOTALS		10-11	3.43	39	25	0	3	0	0	175.2	195	84	67	5	5	36	0	131	6	6	.279

RESIDES: Puerto La Cruz, VZ

HT.: 6-2 WT.: 213

ACQUIRED: Signed as free agent, Jan. 19, 2006

COLLEGE: —

SIGNED BY: Denny Suarez (Angels)



ORGANIZATIONAL PLAYERS

2009 ANGELS INFORMATION GUIDE

Rafael Flores

RHP

AGE: 24 BORN: April 26, 1984 in El Paso, TX

BATS & THROWS: Right

HIGH SCHOOL: —

FULL NAME: Rafael Flores Perez

Year	Club	W-L	ERA	G	GS	CG	GF	SHO	SV
2003—Bristol		3-5	3.27	16	5	0	4	0	0
2004—Kannapolis		8-11	3.82	23	22	0	0	0	0
2005—Winston-Salem		3-4	4.77	28	9	0	6	0	2
2006—Kannapolis		5-6	6.93	23	11	0	4	0	0
MINOR TOTALS		19-26	4.70	90	47	0	14	0	2

Signed as non-drafted free agent by Chicago White Sox, Aug. 6, 2002; Released, Nov. 16, 2006.

RESIDES: Tucson, AZ

HT.: 6-7 WT.: 246

ACQUIRED: Signed as free agent, Jan. 28, 2009

COLLEGE: —

SIGNED BY: John Kazanas (White Sox)

IP	H	R	ER	HR	HB	BB	IBB	SO	WP	BK	BA
41.1	49	27	15	1	1	12	2	34	2	1	.275
127.1	139	71	54	14	9	33	0	65	2	0	.290
88.2	93	52	47	12	3	27	0	65	2	1	.274
74	106	67	57	7	4	20	0	43	8	2	.339
331.1	387	217	173	34	17	92	2	207	14	4	.295

A.J. Ford

RHP

AGE: 24 BORN: Oct. 27, 1984 in Salt Lake City, UT

BATS & THROWS: Right

HIGH SCHOOL: Mesquite HS (Gilbert, AZ)

FULL NAME: Anthony James Ford

Year	Club	W-L	ERA	G	GS	CG	GF	SHO	SV
2007—Angels (ASL)		1-1	3.18	17	0	0	3	0	0
2008—Cedar Rapids		2-1	2.49	15	0	0	1	0	0
R. Cucamonga		1-1	3.38	15	0	0	2	0	0
MINOR TOTALS		4-3	3.05	47	0	0	6	0	0

RESIDES: Gilbert, AZ

HT.: 6-1 WT.: 195

ACQUIRED: Signed as free agent, July 5, 2007

COLLEGE: Univ. of Louisiana-Monroe (LA)

SIGNED BY: Kevin Ham (Angels)

IP	H	R	ER	HR	HBP	BB	IBB	SO	WP	BK	BA
28.1	26	14	10	0	5	5	0	21	3	0	.236
21.2	15	7	6	1	5	12	1	24	2	1	.190
26.2	20	11	10	0	0	15	1	20	7	0	.206
76.2	61	32	26	1	10	32	2	65	12	1	.213

Chris Fox

OF

AGE: 23 BORN: March 21, 1986 in Castaic, CA

BATS & THROWS: Left

HIGH SCHOOL: Redondo Union HS (Redondo Beach, CA)

FULL NAME: Christopher Ryan Fox

Year	Club	AVG	G	AB	R	H	2B	3B	HR	RBI	SH	SF	HBP	BB	IBB	SO	SB	CS	GDP	SLG	OBP	E
2008—Angels (ASL)		.346	17	52	15	18	5	2	0	9	0	0	4	12	0	11	9	1	0	.519	.500	0

RESIDES: Aliso Viejo, CA

HT.: 5-10 WT.: 205

ACQUIRED: Signed as free agent, June 11, 2008

COLLEGE: Univ. California Santa Barbara (CA)

SIGNED BY: Bill Pintard (Angels)

Clay Fuller

OF

AGE: 21 BORN: June 17, 1987 in San Antonio, TX

BATS & THROWS: Right

HIGH SCHOOL: Smithson Valley HS (Spring Branch, TX)

FULL NAME: Clayton Wayne Fuller

Year	Club	AVG	G	AB	R	H	2B	3B	HR	RBI	SH	SF	HBP	BB	IBB	SO	SB	CS	GDP	SLG	OBP	E
2006—Angels (ASL)		.268	45	157	28	42	3	5	0	10	1	1	5	25	0	47	14	4	0	.350	.383	7
Orem		.000	1	2	0	0	0	0	0	0	0	0	0	1	0	2	1	0	0	.000	.333	0
2007—Angels (ASL)		.301	45	183	55	55	10	4	5	30	2	2	7	24	0	52	21	6	1	.481	.398	2
2008—Cedar Rapids		.260	125	438	77	114	19	13	9	47	5	4	18	68	2	122	36	10	2	.425	.379	6
MINOR TOTALS		.271	216	780	160	211	32	22	14	87	8	7	30	118	2	223	72	20	3	.422	.384	15

RESIDES: Bulverde, TX

HT.: 6-2 WT.: 180

ACQUIRED: 4th round of 2006 free agent draft (signed, June 16, 2006)

COLLEGE: —

SIGNED BY: Kevin Ham (Angels)

Chris Garcia

INF

AGE: 21 BORN: Nov. 25, 1987 in Brooklyn, NY

BATS & THROWS: Right

HIGH SCHOOL: Xaverian HS (Brooklyn, NY)

FULL NAME: Christopher John Garcia

Year	Club	AVG	G	AB	R	H	2B	3B	HR	RBI	SH	SF	HBP	BB	IBB	SO	SB	CS	GDP	SLG	OBP	E
2007—Orem		.273	23	77	10	21	6	0	2	12	0	1	2	10	0	21	0	0	4	.429	.367	0
Angels (ASL)		.333	20	78	17	26	9	1	0	15	0	0	1	21	0	17	0	0	3	.474	.380	2
2008—Angels (ASL)		.412	20	68	12	28	5	0	1	14	1	0	1	13	0	13	2	0	4	.529	.512	0
Orem		.318	20	66	11	21	2	2	1	10	0	0	1	8	0	11	0	0	0	.455	.400	5
MINOR TOTALS		.332	83	289	50	96	22	3	4	51	1	1	5	52	0	62	2	0	11	.471	.441	7

RESIDES: Brooklyn, NY

HT.: 6-2 WT.: 248

ACQUIRED: 15th round of 2007 free agent draft (signed, June 12, 2007)

COLLEGE: St. Petersburg (FL) College

SIGNED BY: Tom Kotchman (Angels)

Franklin Garcia

RHP

AGE: 19 BORN: March 23, 1990 in San Cristobal, DO

BATS & THROWS: Right

HIGH SCHOOL: —

FULL NAME: Franklin Luis Garcia Leon

Year	Club	W-L	ERA	G	GS	CG	GF	SHO	SV
2008—Angels (DSL)		0-0	9.95	5	0	0	2	0	0

RESIDES: San Cristobal, DO

HT.: 6-3 WT.: 195

ACQUIRED: Signed as free agent, Feb. 2, 2008

COLLEGE: —

SIGNED BY: Freddy Rodriguez (Angels)

IP	H	R	ER	HR	HBP	BB	IBB	SO	WP	BK	BA
6.1	7	9	7	2	1	11	0	8	0	0	.304



ORGANIZATIONAL PLAYERS

2009 ANGELS INFORMATION GUIDE

Steven Geltz

RHP

AGE: 21 BORN: Nov. 1, 1987 in Newfane, NY

RESIDES: Ransomville, NY HT.: 5-10 WT.: 170

BATS & THROWS: Right

ACQUIRED: Signed as free agent, June 20, 2008

HIGH SCHOOL: Wilson Central HS (NY)

COLLEGE: Univ. of Buffalo (NY)

FULL NAME: Steven A. Geltz

SIGNED BY: Greg Morhardt (Angels)

Year	Club	W-L	ERA	G	GS	CG	GF	SHO	SV	IP	H	R	ER	HR	HBP	BB	IBB	SO	WP	BK	BA
2008—Orem		1-0	6.15	16	0	0	6	0	0	26.1	31	19	18	4	2	9	1	36	2	1	.295
	Angels (ASL)	1-0	3.86	3	0	0	1	0	0	2.1	3	1	1	0	0	0	0	7	0	0	.300
MINOR TOTALS		2-0	5.97	19	0	0	7	0	0	28.2	34	20	19	4	2	9	1	43	2	1	.296

Xavier Geronimo

OF

AGE: 19 BORN: Dec. 9, 1989 in Santo Domingo, DO

RESIDES: San Cristobal, DO HT.: 6-2 WT.: 176

BATS: Left THROWS: Right

ACQUIRED: Signed as free agent, March 3, 2008

HIGH SCHOOL: —

COLLEGE: —

FULL NAME: Xavier Geronimo Felix

SIGNED BY: Freddy Rodriguez (Angels)

Donato Giovanatto

OF

AGE: 24 BORN: Oct. 20, 1984 in Scottsdale, AZ

RESIDES: Scottsdale, AZ HT.: 6-1 WT.: 195

BATS & THROWS: Right

ACQUIRED: 33rd round of 2007 free agent draft (signed, June 10, 2007)

2007)

COLLEGE: San Jose (CA) State Univ.

HIGH SCHOOL: Horizon HS (Scottsdale, AZ)

SIGNED BY: Scott Richardson (Angels)

FULL NAME: Donato Dominic Giovanatto

Year	Club	AVG	G	AB	R	H	2B	3B	HR	RBI	SH	SF	HBP	BB	IBB	SO	SB	CS	GDP	SLG	OBP	E
2007—Orem		.266	45	128	25	34	7	1	8	17	0	0	3	8	0	39	3	1	3	.523	.324	0
2008—Cedar Rapids		.125	9	24	0	3	1	0	0	4	2	2	0	1	0	5	1	0	2	.167	.148	0
	Orem	.309	63	236	47	73	14	2	9	38	0	2	11	19	1	48	1	2	2	.500	.384	0
MINOR TOTALS		.284	117	388	72	110	22	3	17	59	2	4	14	28	1	92	5	3	7	.487	.350	0

David Golliner

C

AGE: 23 BORN: March 13, 1986 in St. Petersburg, FL

RESIDES: Gibsonton, FL HT.: 6-2 WT.: 200

BATS & THROWS: Right

ACQUIRED: Signed as free agent, July 10, 2008

HIGH SCHOOL: Northside Christian HS (St. Petersburg, FL)

COLLEGE: Florida Southern Univ. (Lakeland, FL)

FULL NAME: David Wesley Golliner

SIGNED BY: Tom Kotchman (Angels)

Year	Club	AVG	G	AB	R	H	2B	3B	HR	RBI	SH	SF	HBP	BB	IBB	SO	SB	CS	GDP	SLG	OBP	E
2008—Pensacola (Ind.)	.000	2	5	0	0	0	0	0	0	0	0	0	0	0	0	1	0	0	1	.000	.000	0
	Cedar Rapids	.000	4	10	0	0	0	0	0	0	0	0	1	1	0	6	0	0	0	.000	.167	0
	Angels (ASL)	.286	14	49	7	14	3	0	0	6	0	0	1	2	0	12	0	0	0	.347	.327	3
MINOR TOTALS		.219	20	64	7	14	3	0	0	6	1	0	2	3	0	19	0	0	1	.266	.275	3

Jordany Gomez

RHP

AGE: 18 BORN: Sept. 1, 1990 in Villa Gonzalez, Santiago, DO

RESIDES: Villa Gonzalez, Santiago, DO HT.: 6-3 WT.: 180

BATS & THROWS: Right

ACQUIRED: Signed as free agent, Dec. 11, 2007

HIGH SCHOOL: —

COLLEGE: —

FULL NAME: Jordany Gomez Paulino

SIGNED BY: Roberto Reynoso (Angels)

Year	Club	W-L	ERA	G	GS	CG	GF	SHO	SV	IP	H	R	ER	HR	HB	BB	IBB	SO	WP	BK	BA
2008—Angels (DSL)		0-1	4.15	11	0	0	5	0	1	17.1	20	14	8	1	4	10	1	9	3	1	.286

Rolando Gomez

INF

AGE: 19 BORN: June 18, 1989 in Pembroke Pines, FL

RESIDES: Pembroke Pines, FL HT.: 5-7 WT.: 145

BATS: Left THROWS: Right

ACQUIRED: 11th round of 2008 free agent draft (signed, July 29, 2008)

2008)

COLLEGE: —

HIGH SCHOOL: Flanagan HS (Pembroke Pines, FL)

SIGNED BY: Demetrius Figgins (Angels)

FULL NAME: Rolando Antonio Gomez

Year	Club	AVG	G	AB	R	H	2B	3B	HR	RBI	SH	SF	HBP	BB	IBB	SO	SB	CS	GDP	SLG	OBP	E
2008—Angels (ASL)		.133	4	15	2	2	0	1	0	2	0	0	0	1	0	3	0	0	1	.267	.188	5

Abe Gonzalez

RHP

AGE: 22 BORN: Dec. 13, 1986 in Indio, CA

RESIDES: Thermal, CA HT.: 5-11 WT.: 185

BATS & THROWS: Right

ACQUIRED: Signed as free agent, June 14, 2008

HIGH SCHOOL: Coachella Valley HS (CA)

COLLEGE: College of the Desert (Palm Desert, CA)

FULL NAME: Abraham Gonzalez

SIGNED BY: Tim Corcoran (Angels)

Year	Club	W-L	ERA	G	GS	CG	GF	SHO	SV	IP	H	R	ER	HR	HB	BB	IBB	SO	WP	BK	BA
2008—Angels (ASL)		2-0	2.70	17	0	0	5	0	1	20	12	8	6	3	0	6	0	16	1	0	.167



ORGANIZATIONAL PLAYERS

2009 ANGELS INFORMATION GUIDE

Jerry Gonzalez-Lopez

INF

AGE: 23 BORN: Oct. 30, 1985 in San Juan, PR

RESIDES: Tampa, FL

HT.: 5-9 WT.: 175

BATS & THROWS: Right

ACQUIRED: Signed as free agent, June 17, 2007

HIGH SCHOOL: Armwood HS (Seffner, FL)

COLLEGE: St. Leo Univ. (FL)

FULL NAME: Jerry Gonzalez-Lopez

SIGNED BY: Tom Kotchman (Angels)

Year	Club	AVG	G	AB	R	H	2B	3B	HR	RBI	SH	SF	HBP	BB	IBB	SO	SB	CS	GDP	SLG	OBP	E
2007	—Orem	.325	45	160	25	52	7	3	4	16	3	1	4	8	0	31	5	1	2	.481	.370	12
2008	—Cedar Rapids	.216	92	269	36	58	12	0	0	14	3	1	10	24	0	58	14	7	3	.260	.303	16
MINOR TOTALS		.256	137	429	61	110	19	3	4	30	6	2	14	32	0	89	19	8	5	.343	.327	28

Moises Grance

INF

AGE: 18 BORN: Jan. 12, 1991 in Valencia, VZ

RESIDES: Maracay, Aragua, VZ

HT.: 5-11 WT.: 160

BATS & THROWS: Right

ACQUIRED: Signed as free agent, July 14, 2008

HIGH SCHOOL: Bicentenario de Suere (VZ)

COLLEGE: —

FULL NAME: Henyember Moises Grance Herrera

SIGNED BY: Carlos Porte (Angels)

Lou Green

RHP

AGE: 21 BORN: July 17, 1987 in Panama City, FL

RESIDES: Madison, WV

HT.: 6-6 WT.: 255

BATS & THROWS: Right

ACQUIRED: 44th round of 2006 free agent draft (signed, June 3, 2007)

HIGH SCHOOL: Logan HS (WV)

COLLEGE: Chipola College (Marianna, FL)

FULL NAME: Dwain E. Green Jr.

SIGNED BY: Tom Kotchman (Angels)

Year	Club	W-L	ERA	G	GS	CG	GF	SHO	SV	IP	H	R	ER	HR	HB	BB	IBB	SO	WP	BK	BA
2007	—Orem	1-1	4.08	10	3	0	0	0	0	17.2	18	10	8	0	1	9	1	17	3	0	.269
2008	—Orem	1-2	13.10	8	3	0	2	0	1	22.2	39	34	33	1	4	19	0	14	4	0	.402
	Angels (ASL)	1-1	4.00	6	4	0	1	0	0	27	32	13	12	0	0	6	0	34	1	0	.299
MINOR TOTALS		3-4	7.08	24	10	0	3	0	1	67.1	89	57	53	1	5	34	1	65	8	0	.328

Ryan Groth

OF

AGE: 22 BORN: July 23, 1986 in Terceira Isl., Azores, POR

RESIDES: Delray Beach, FL

HT.: 6-1 WT.: 195

BATS & THROWS: Left

ACQUIRED: 22nd round of 2008 free agent draft (signed, June 8, 2008)

HIGH SCHOOL: Melbourne HS (FL)

COLLEGE: Oral Roberts Univ. (Tulsa, OK)

FULL NAME: Ryan William Groth

SIGNED BY: Arnold Brathwaite (Angels)

Year	Club	AVG	G	AB	R	H	2B	3B	HR	RBI	SH	SF	HBP	BB	IBB	SO	SB	CS	GDP	SLG	OBP	E
2008	—Orem	.286	33	119	16	34	7	5	5	25	1	1	3	2	0	40	4	1	3	.555	.312	2
	Cedar Rapids	.224	20	85	11	19	3	2	3	10	0	0	1	3	0	22	4	4	0	.412	.258	4
MINOR TOTALS		.260	53	204	27	53	10	7	8	35	1	1	4	5	0	62	8	5	3	.495	.290	6

Matt Hammons

RHP

AGE: 31 BORN: April 9, 1977 in San Bernardino, CA

RESIDES: San Diego, CA

HT.: 6-3 WT.: 215

BATS: Switch THROWS: Right

ACQUIRED: Signed as free agent, Oct. 23, 2008

HIGH SCHOOL: Mission Bay HS (San Diego, CA)

COLLEGE: —

FULL NAME: Matthew Aaron Hammons

SIGNED BY: John Gracio (Cubs)

Year	Club	W-L	ERA	G	GS	CG	GF	SHO	SV	IP	H	R	ER	HR	HB	BB	IBB	SO	WP	BK	BA
1995	—Cubs (GCL)	3-1	2.35	10	8	0	1	0	0	46	35	14	12	1	2	16	0	32	2	1	.213
1996	—Rockford	1-3	6.12	5	5	0	0	0	0	25	24	19	17	3	3	8	1	22	3	0	.258
1997	—Rockford	Injured—Did Not Play																			
1998	—Cubs (GCL)	0-1	2.33	7	6	0	0	0	0	19.1	18	6	5	0	1	10	0	29	1	2	.250
	Williamsport	1-1	4.24	3	3	0	0	0	0	17	13	8	8	1	7	0	14	2	0	.213	
1999	—Daytona	2-4	4.98	15	11	0	3	0	1	59.2	54	36	33	6	4	32	0	53	6	0	.247
2000	—Cubs (GCL)	0-0	0.00	1	1	0	0	0	0	1.2	1	0	0	0	0	0	0	4	0	0	.167
2001	—Daytona	1-1	3.70	7	6	0	0	0	0	24.1	25	16	10	0	3	13	0	27	2	0	.258
2002	—Joliet	5-2	1.59	44	0	0	41	0	23	51	36	12	9	0	3	21	3	80	5	1	.196
2003	—Huntsville	0-1	4.30	13	0	0	7	0	0	14.2	14	9	7	2	0	11	0	16	3	0	.264
	Palm Beach	2-2	1.25	21	0	0	17	0	8	21.2	11	4	3	0	0	9	3	32	5	0	.151
2004	—Nashua	5-6	5.74	13	12	0	0	0	0	62.2	84	43	40	8	5	18	0	49	4	0	.315
2005	—Tijuana	0-2	7.36	7	1	0	2	0	0	11	15	9	9	1	0	9	0	13	1	0	.335
	St. Paul	0-3	2.77	37	0	0	33	0	25	39	26	15	12	2	4	8	1	47	4	0	.188
	Nashua	0-0	0.00	2	0	0	1	0	0	1.2	2	0	0	0	0	0	0	1	0	0	.286
2006	—St. Paul	3-1	3.73	41	0	0	37	0	22	41	40	21	17	1	4	16	2	35	6	0	.250
2007	—Saltillo (Mex.)	1-1	5.63	6	0	0	3	0	1	8	8	5	2	0	4	3	5	1	0	.276	
	Norte (Mex.)	8-4	3.16	54	0	0	46	0	16	68.1	50	25	24	5	4	25	2	57	6	1	.208
2008	—So. Md. (Ind.)	1-0	0.00	4	0	0	2	0	1	5	3	0	0	1	4	0	0	8	0	0	.176
	Camp. (Mex.)	3-3	1.77	32	0	0	31	0	18	45.2	35	11	9	1	2	14	1	41	8	0	.216
	Lincoln (Ind.)	0-1	4.50	6	0	0	6	0	5	6	4	4	3	1	2	5	0	10	1	0	.190
MINOR TOTALS		36-37	3.53	328	53	0	230	0	120	568.2	498	257	223	34	39	230	16	575	60	5	.236

Selected by Chicago Cubs in 11th round of 1995 free agent draft; Signed, June 5, 1995; Released, June 25, 2001; Signed as free agent by Milwaukee Brewers, Sept. 19, 2002; Released, May 28, 2003; Signed as free agent by St. Louis Cardinals, July 11, 2003; Granted free agency, Oct. 15, 2003; Signed as free agent by St. Louis, Feb. 10, 2004; Released, April 1, 2004; Signed as free agent by Colorado Rockies, Feb. 13, 2006; Released, March 24, 2006.

MINOR LEAGUE SYSTEM



ORGANIZATIONAL PLAYERS

2009 ANGELS INFORMATION GUIDE

Jeremy Haynes

RHP

AGE: 22 BORN: May 28, 1986 in Valdosta, GA

RESIDES: Pinetta, FL

HT.: 6-2 WT.: 200

BATS & THROWS: Right

ACQUIRED: 37th round of 2005 free agent draft (signed, May 4, 2006)

HIGH SCHOOL: Madison County (FL) HS

COLLEGE: Tallahassee (FL) Comm. College

FULL NAME: Jeremy Jerrod Haynes

SIGNED BY: Tom Kotchman (Angels)

Year	Club	W-L	ERA	G	GS	CG	GF	SHO	SV	IP	H	R	ER	HR	HB	BB	IBB	SO	WP	BK	BA
2006	Orem	3-1	2.76	16	14	0	1	0	1	58.2	46	21	18	5	1	41	0	68	8	1	.217
2007	Cedar Rapids	5-6	3.06	19	19	0	0	0	0	94	98	40	32	3	1	41	1	75	14	2	.266
2008	Orem, Cucamonga	1-2	10.03	6	6	0	0	0	0	23.1	37	28	26	7	1	23	0	8	4	1	.370
	Cedar Rapids	2-1	2.67	5	5	0	0	0	0	27	19	8	8	0	0	20	0	13	6	0	.204
MINOR TOTALS		11-10	3.72	46	44	0	1	0	1	203	200	97	84	15	3	125	1	164	32	4	.258

Johnny Hellweg

RHP

AGE: 20 BORN: Oct. 29, 1988 in Ann Arbor, MI

RESIDES: St. Charles, MO

HT.: 6-7 WT.: 200

BATS & THROWS: Right

ACQUIRED: 16th round of 2008 free agent draft (signed, June 10, 2008)

HIGH SCHOOL: St. Dominic HS (O'Fallon, MO)

COLLEGE: Florida Comm. College (Jacksonville, FL)

FULL NAME: John David Hellweg

SIGNED BY: Tom Kotchman (Angels)

Year	Club	W-L	ERA	G	GS	CG	GF	SHO	SV	IP	H	R	ER	HR	HB	BB	IBB	SO	WP	BK	BA
2008	Angels (ASL)	1-0	4.98	14	3	0	4	0	0	21.2	19	28	12	1	3	★38	0	25	19	3	.224

David Herndon

RHP

For information, see 2009 Non-Roster Players Section.

Jeremy Hill

RHP

AGE: 31 BORN: Aug. 8, 1977 in Dallas, TX

RESIDES: Dallas, TX

HT.: 5-11 WT.: 200

BATS & THROWS: Right

ACQUIRED: Signed as free agent, Jan. 16, 2009

HIGH SCHOOL: W.T. White HS (Dallas, TX)

COLLEGE: —

FULL NAME: Jeremy Dee Hill

SIGNED BY: Terry Wetzel (Royals)

Pitching

Year	Club	W-L	ERA	G	GS	CG	GF	SHO	SV	IP	H	R	ER	HR	HB	BB	IBB	SO	WP	BK	BA
2001	Burlington	0-2	1.51	40	0	0	31	0	12	47.2	22	11	8	2	3	25	0	66	6	0	.138
	Wilmington	4-0	0.73	9	0	0	7	0	2	12.1	10	2	1	0	0	8	1	13	2	0	.233
2002	Wichita	4-7	2.36	56	0	0	46	0	19	76.1	61	26	20	4	1	32	5	80	3	0	.221
	Kansas City	0-1	3.86	10	0	0	6	0	0	9.1	8	4	4	1	0	8	1	7	1	0	.235
2003	Omaha	1-3	7.81	26	1	0	7	0	1	40.1	42	38	35	5	4	42	0	41	9	0	.275
	Kansas City	0-0	0.00	1	0	0	1	0	0	1	1	0	0	0	0	0	0	0	0	0	.250
	Wichita	0-0	0.00	2	0	0	1	0	0	2	0	1	0	0	0	3	0	3	3	0	.000
	Binghamton	0-2	10.38	11	0	0	4	0	0	13	14	15	15	3	1	15	2	10	7	0	.269
2004	Binghamton	2-3	2.23	25	0	0	20	0	10	32.1	23	11	8	0	2	19	0	36	3	0	.195
2005	St. Lucie	0-0	2.35	7	0	0	2	0	1	7.2	8	4	2	1	0	3	0	5	0	0	.267
	Binghamton	1-3	4.29	19	0	0	15	0	4	21	29	13	10	1	0	10	0	20	1	0	.309
	Norfolk	0-0	0.00	2	0	0	1	0	0	1.2	1	0	0	0	0	0	0	1	0	0	.200
2006	Newark	7-5	3.62	56	0	0	17	0	3	64.2	56	28	26	6	2	30	0	46	12	1	.230
2008	Monclova (Mex.)	4-2	2.64	57	0	0	57	0	23	64.2	55	19	19	3	0	30	3	53	5	0	.234
MINOR TOTALS		23-27	3.38	310	1	0	208	0	75	383.2	321	168	144	25	13	217	11	374	51	1	.224
MAJOR TOTALS		0-1	3.48	11	0	0	7	0	0	10.1	9	4	4	1	0	8	1	7	1	0	.237

Hitting

Year	Club	AVG	G	AB	R	H	2B	3B	HR	RBI	SH	SF	HBP	BB	IBB	SO	SB	CS	GDP	SLG	OBP	E
1996	Royals (GCL)	.178	31	90	4	16	6	0	0	4	1	1	2	12	0	17	0	0	3	.244	.286	9
1997	Spokane	.283	60	187	35	53	12	1	3	29	0	3	1	25	0	53	1	0	6	.406	.366	8
1998	Lansing	.240	86	288	25	69	12	1	4	37	4	2	4	15	1	75	4	1	8	.330	.285	9
1999	Wilmington	.234	92	304	37	71	12	1	4	27	8	2	6	38	0	75	2	0	15	.319	.329	7
2000	Wilmington	.197	99	299	33	59	12	2	3	26	6	3	3	33	1	84	1	2	6	.281	.281	14
2004	Binghamton	.000	25	0	0	0	0	0	0	2	0	0	0	0	0	0	0	0	0	.000	.000	0
2005	Binghamton	.000	20	1	1	1	0	0	0	0	0	0	0	0	0	0	0	0	0	2.000	1.000	0
MINOR TOTALS		.230	413	1169	135	269	55	14	123	21	11	16	124	2	304	8	3	38	322	.310	.47	

Selected by Kansas City Royals in the 5th round of 1996 free agent draft; Signed, June 4, 1996; Made Major League Debut, May 20, 2002; Traded to New York Mets for LHP Graeme Lloyd, July 28, 2003; Granted free agency, Dec. 21, 2003; Re-signed by Mets, Jan. 6, 2004; Granted free agency, Oct. 15, 2005; Signed as free agent by Los Angeles Dodgers, Jan. 19, 2007; Released, March 24, 2007.

Cephas Howard

RHP

AGE: 24 BORN: Sept. 5, 1984 in Augusta, GA

RESIDES: Augusta, GA

HT.: 6-6 WT.: 255

BATS & THROWS: Right

ACQUIRED: 37th round of 2007 free agent draft (signed, June 12, 2007)

HIGH SCHOOL: Northpoint Academy (Augusta, GA)

COLLEGE: Univ. of South Carolina-Aiken (SC)

FULL NAME: Cephas Levon Howard

SIGNED BY: Chris McAlpin (Angels)

Year	Club	W-L	ERA	G	GS	CG	GF	SHO	SV	IP	H	R	ER	HR	HB	BB	IBB	SO	WP	BK	BA
2007	Angels (ASL)	2-1	7.17	20	0	0	8	0	0	21.1	28	19	17	1	1	9	0	26	8	0	.308
2008	Cedar Rapids	0-1	3.24	6	0	0	2	0	0	8.1	6	3	3	0	0	4	0	8	1	1	.194
	Orem	0-1	4.05	10	0	0	6	0	0	13.1	16	9	6	1	0	2	0	18	1	0	.271
MINOR TOTALS		2-3	5.44	36	0	0	16	0	0	43	50	31	26	2	1	15	0	52	10	1	.276



ORGANIZATIONAL PLAYERS

2009 ANGELS INFORMATION GUIDE

Kyle Hurst

RHP

AGE: 23 BORN: Aug. 23, 1985 in Boston, MA

BATS & THROWS: Right

HIGH SCHOOL: Highland HS (Gilbert, AZ)

FULL NAME: Kyle Garrett Hurst

Year	Club	W-L	ERA	G	GS	CG	GF	SHO	SV	IP	H	R	ER	HR	HB	BB	IBB	SO	WP	BK	BA
2008	Orem	0-2	19.29	3	1	0	0	0	0	4.2	13	13	10	1	1	5	0	5	2	0	.565
	Angels (ASL)	3-0	1.83	13	4	1	6	1	0	34.1	23	9	7	3	4	5	0	40	1	0	.184
MINOR TOTALS		3-2	3.92	16	5	1	6	1	0	39	36	22	17	4	5	10	0	45	3	0	.243

RESIDES: Gilbert, AZ

HT.: 6-4 WT.: 240

ACQUIRED: 36th round of 2008 free agent draft (signed, June 10, 2008)

COLLEGE: South Mountain Comm. College (Phoenix, AZ)

SIGNED BY: John Gracio (Angels)

Daniel Hurtado

RHP

AGE: 16 BORN: July 25, 1992 in Los Tegues, Miranda, VZ

BATS & THROWS: Right

HIGH SCHOOL: —

FULL NAME: Daniel Enrique Hurtado

RESIDES: Maracay, Aragua, VZ

HT.: 6-3 WT.: 180

ACQUIRED: Signed as free agent, Aug. 6, 2008

COLLEGE: —

SIGNED BY: Carlos Porte (Angels)

Larry Infante

INF

AGE: 24 BORN: April 4, 1985 in Ocumare del Tuy, MIR, VZ

BATS: Switch THROWS: Right

HIGH SCHOOL: Liceo Creacion Charallave (VZ)

FULL NAME: Larry Jose Infante (Figueroa)

Year	Club	AVG	G	AB	R	H	2B	3B	HR	RBI	SH	SF	HBP	BB	IBB	SO	SB	CS	GDP	SLG	OBP	E
2004	—Angels (DSL)	.342	65	222	46	76	12	5	0	24	3	0	10	30	0	44	24	7	3	.441	.443	13
2005	—Salt Lake	.286	7	7	0	2	0	0	0	2	0	0	0	0	0	2	0	0	0	.286	.286	0
	Angels (ASL)	.227	36	119	17	27	4	1	3	13	2	0	1	16	0	22	5	3	2	.353	.324	5
2006	—Cedar Rapids	.254	88	291	42	74	19	4	3	34	9	5	5	23	0	58	7	6	4	.378	.315	8
	Salt Lake	.000	2	2	0	0	0	0	0	0	0	0	0	0	0	1	0	0	0	.000	.000	0
2007	—Cedar Rapids	.000	1	2	0	0	0	0	0	0	0	0	0	0	0	0	0	0	0	1.000	.000	0
	R. Cucamonga	.282	58	209	24	59	8	0	4	30	3	2	2	8	0	38	3	3	3	.378	.312	12
2008	—R. Cucamonga	.274	111	390	45	107	24	0	2	38	7	2	4	31	1	79	10	6	8	.351	.333	12
	Salt Lake	.100	3	10	0	1	0	0	0	1	0	0	0	0	0	2	0	0	0	1.100	.100	1
MINOR TOTALS		.276	371	1252	174	346	67	10	12	142	24	9	22	108	1	246	49	25	22	.375	.342	38

RESIDES: Charallave, MIR, VZ

HT.: 5-10 WT.: 160

ACQUIRED: Signed as free agent, Feb. 18, 2004

COLLEGE: —

SIGNED BY: Carlos Porte (Angels)

Gabe Jacobo

OF

AGE: 21 BORN: April 14, 1987 in Visalia, CA

BATS & THROWS: Right

HIGH SCHOOL: Tulare Western HS (CA)

FULL NAME: Gabriel David Jacobo

Year	Club	AVG	G	AB	R	H	2B	3B	HR	RBI	SH	SF	HBP	BB	IBB	SO	SB	CS	GDP	SLG	OBP	E
2008	—Orem	.327	36	150	27	49	16	2	7	32	1	2	3	9	0	23	2	1	2	.600	.372	2
	Cedar Rapids	.320	34	125	15	40	12	1	3	24	0	3	3	2	0	25	5	0	1	.504	.338	0
MINOR TOTALS		.324	70	275	42	89	28	3	10	56	1	5	6	11	0	48	7	1	3	.556	.357	2

RESIDES: Tulare, CA

HT.: 6-2 WT.: 190

ACQUIRED: 10th round of 2008 free agent draft (signed, June 12, 2008)

COLLEGE: Calif. State Univ. Sacramento

SIGNED BY: Scott Richardson (Angels)

Pill Joon Jang

RHP

AGE: 20 BORN: April 8, 1988 in Asan, So. Korea

BATS & THROWS: Right

HIGH SCHOOL: Kongju HS (SK)

FULL NAME: Pill Joon Jang

RESIDES: Daewoo, So. Korea

HT.: 6-3 WT.: 190

ACQUIRED: Signed as free agent, Nov. 21, 2008

COLLEGE: —

SIGNED BY: Charlie Kim (Angels)

Bladimir Jean

RHP

AGE: 17 BORN: Dec. 21, 1991 in San Pedro de Macoris, DO

BATS & THROWS: Right

HIGH SCHOOL: —

FULL NAME: Bladimir Jean

RESIDES: San Pedro de Macoris, DO

HT.: 6-1 WT.: 175

ACQUIRED: Signed as free agent, Sept. 11, 2008

COLLEGE: —

SIGNED BY: Leo Perez (Angels)

Esmerlin Jimenez

RHP

AGE: 24 BORN: Aug. 1, 1984 in Santo Domingo, DO

BATS & THROWS: Right

HIGH SCHOOL: Liceo Experimental de la UASD (DO)

FULL NAME: Esmerlin Jimenez Javier

Year	Club	W-L	ERA	G	GS	CG	GF	SHO	SV	IP	H	R	ER	HR	HB	BB	IBB	SO	WP	BK	BA
2004	—Angels (DSL)	3-3	5.25	11	10	2	0	0	0	48	62	35	28	1	2	16	0	51	10	1	1.315
2005	—Angels (DSL)	7-0	1.11	13	6	2	2	1	0	57	33	10	7	0	5	11	0	47	4	0	.163
2006	—Angels (ASL)	5-3	3.57	14	13	0	0	0	0	63	60	29	25	4	2	17	0	60	7	2	.253
2007	—Orem	5-2	3.51	16	13	1	0	0	0	77	70	37	30	5	9	17	1	58	5	0	.244
2008	—Cedar Rapids	6-7	3.64	29	14	1	4	0	0	113.2	107	53	46	8	13	47	0	87	10	1	.258
MINOR TOTALS		26-15	3.41	83	56	6	6	1	0	358.2	332	164	136	18	31	108	1	303	36	4	.248

RESIDES: Santo Domingo, DO

HT.: 6-2 WT.: 170

ACQUIRED: Signed as free agent, Feb. 3, 2004

COLLEGE: —

SIGNED BY: Leo Perez (Angels)

MINOR LEAGUE SYSTEM



ORGANIZATIONAL PLAYERS

2009 ANGELS INFORMATION GUIDE

Luis Jimenez

C
AGE: 21 **BORN:** Jan. 18, 1988 in Santiago, DO

RESIDES: Santiago, DO

HT.: 6-0 **WT.:** 187

BATS & THROWS: Right

ACQUIRED: Signed as free agent, Aug. 22, 2005

HIGH SCHOOL: Colectivo Lucretia Diaz (DO)

COLLEGE: —

FULL NAME: Luis Domingo Jimenez Rodriguez

SIGNED BY: Leo Perez (Angels)

Year	Club	AVG	G	AB	R	H	2B	3B	HR	RBI	SH	SF	HBP	BB	IBB	SO	SB	CS	GDP	SLG	OBP	E
2006	—Angels (DSL)	.284	25	74	12	21	9	1	1	10	0	1	0	7	0	9	4	0	3	.473	.341	2
2007	—Angels (DSL)	.313	67	256	49	80	19	2	11	55	1	3	5	10	1	27	16	4	3	.551	.347	21
2008	—Orem	.331	66	284	57	94	★28	6	★15	65	0	3	4	11	0	45	6	2	3	.630	.361	13
MINOR TOTALS		.318	158	614	118	195	56	9	27	130	1	7	9	28	1	81	26	6	9	.570	.353	36

Ben Johnson

C

For information, see 2009 Non-Roster Players Section.

Tyler Johnson

OF
AGE: 23 **BORN:** Nov. 2, 1985 in Muskogee, OK

RESIDES: Haskell, OK

HT.: 6-2 **WT.:** 218

BATS & THROWS: Right

ACQUIRED: 12th round of 2004 free agent draft (signed, June 9, 2004)

HIGH SCHOOL: Haskell HS (OK)

COLLEGE: —

FULL NAME: Tyler Lloyd Johnson

SIGNED BY: Kevin Ham (Angels)

Year	Club	AVG	G	AB	R	H	2B	3B	HR	RBI	SH	SF	HBP	BB	IBB	SO	SB	CS	GDP	SLG	OBP	E	
2004	—Angels (ASL)	Injured—Did Not Play																					
2005	—Angels (ASL)	.265	47	166	23	44	10	1	3	23	0	2	3	13	0	64	9	3	4	.392	.326	4	
2006	—Cedar Rapids	.128	11	39	1	5	2	0	0	1	1	0	0	5	0	19	0	1	1	.179	.227	1	
	Orem	.257	59	206	43	53	7	1	8	36	1	2	11	26	1	76	10	3	3	.417	.367	1	
2007	—Cedar Rapids	.244	80	291	43	71	19	5	11	34	1	1	6	18	1	105	18	7	2	.457	.301	8	
2008	—Cedar Rapids	.223	98	314	48	70	19	6	9	40	2	4	6	38	1	120	24	10	1	.408	.315	5	
MINOR TOTALS		.239	295	1016	158	243	57	13	31	134	5	9	26	100	3	384	61	24	11	.412	.321	19	

Youngil Jung

RHP
AGE: 20 **BORN:** Nov. 16, 1988 in Gwangju, So. Korea

RESIDES: Kwangju City, So. Korea **HT.:** 6-2 **WT.:** 217

BATS & THROWS: Right

ACQUIRED: Signed as free agent, July 9, 2006

HIGH SCHOOL: Gwangju Jinyhyng HS (SK)

COLLEGE: —

FULL NAME: Youngil Jung

SIGNED BY: Charlie Kim (Angels)

Year	Club	W-L	ERA	G	GS	CG	GF	SHO	SV	IP	H	R	ER	HR	HB	BB	IBB	SO	WP	BK	BA		
2007	—Orem	0-1	9.00	3	3	0	0	0	0	9	10	12	9	1	1	6	0	9	2	0	.263		
2008	—Cedar Rapids	Injured—Did Not Play																					

Josh Keller

RHP
AGE: 23 **BORN:** Feb. 2, 1986 in Portland, OR

RESIDES: Portland, OR **HT.:** 6-4 **WT.:** 240

BATS & THROWS: Right

ACQUIRED: Signed as free agent, June 13, 2008

HIGH SCHOOL: Cleveland HS (Portland, OR)

COLLEGE: Oregon State Univ. (Corvallis, OR)

FULL NAME: Joshua Lee Keller

SIGNED BY: Casey Harvie (Angels)

Year	Club	W-L	ERA	G	GS	CG	GF	SHO	SV	IP	H	R	ER	HR	HB	BB	IBB	SO	WP	BK	BA
2008	—Angels (ASL)	1-0	3.77	12	0	0	10	0	6	14.1	9	8	6	2	2	0	15	1	0	.173	
	Orem	1-1	5.68	7	0	0	0	0	0	12.2	16	11	8	0	1	7	0	11	1	0	.302
MINOR TOTALS		2-1	4.67	19	0	0	10	0	6	27	25	19	14	2	3	9	0	26	2	0	.238

Mike Kenney

RHP
AGE: 22 **BORN:** Aug. 16, 1986 in La Jolla, CA

RESIDES: Carlsbad, CA **HT.:** 6-4 **WT.:** 212

BATS & THROWS: Right

ACQUIRED: 28th round of 2008 free agent draft (signed, June 9, 2008)

HIGH SCHOOL: La Costa Canyon HS (Encinitas, CA)

COLLEGE: Loyola Marymount Univ. (Westchester, CA)

FULL NAME: Michael J. Kenney

SIGNED BY: Bobby DeJardin (Angels)

Year	Club	W-L	ERA	G	GS	CG	GF	SHO	SV	IP	H	R	ER	HR	HB	BB	IBB	SO	WP	BK	BA
2008	—Angels (ASL)	2-1	8.20	16	0	0	2	0	0	18.2	22	18	17	0	2	9	0	12	3	0	.306

Tim Kiely

RHP
AGE: 23 **BORN:** Aug. 26, 1985 in Salem, MA

RESIDES: Swampscott, MA **HT.:** 6-0 **WT.:** 170

BATS & THROWS: Right

ACQUIRED: 27th round of 2008 free agent draft (signed, June 9, 2008)

HIGH SCHOOL: Swampscott HS (MA)

COLLEGE: Trinity College (Hartford, CT)

FULL NAME: Timothy Paul Kiely

SIGNED BY: Greg Morhardt (Angels)

Year	Club	W-L	ERA	G	GS	CG	GF	SHO	SV	IP	H	R	ER	HR	HB	BB	IBB	SO	WP	BK	BA
2008	—Orem	0-0	3.00	4	0	0	3	0	1	6	4	2	2	0	0	0	0	7	1	0	.182
	Cedar Rapids	5-1	2.00	21	0	0	9	0	2	36	35	8	8	1	3	8	0	33	3	0	.255
MINOR TOTALS		5-1	2.14	25	0	0	12	0	3	42	39	10	10	1	3	8	0	40	4	0	.245



ORGANIZATIONAL PLAYERS

2009 ANGELS INFORMATION GUIDE

Rian Kiniry

OF

AGE: 22 BORN: Dec. 12, 1986 in Hollywood, FL
 BATS: Left THROWS: Right
 HIGH SCHOOL: Chaminade-Madonna Prep (Hollywood, FL)
 FULL NAME: Rian Wayne Kiniry

RESIDES: Davie, FL HT.: 6-0 WT.: 180
 ACQUIRED: 39th round of 2006 free agent draft (signed, May 2, 2007)
 COLLEGE: Broward Comm. College (Davie, FL)
 SIGNED BY: Mike Silvestri/Demetrius Figgins (Angels)

Year	Club	AVG	G	AB	R	H	2B	3B	HR	RBI	SH	SF	HBP	BB	IBB	SO	SB	CS	GDP	SLG	OBP	E
2007	Orem	.260	49	150	25	39	5	1	0	14	3	1	2	16	0	33	8	3	2	.307	.337	1
2008	R. Cucamonga	.191	31	89	13	17	1	2	1	4	2	0	2	9	0	25	9	1	3	.281	.280	2
	Orem	.262	48	172	32	45	5	0	0	19	6	3	3	16	0	32	7	7	4	.291	.330	2
MINOR TOTALS		.246	128	411	70	101	11	3	1	37	11	4	7	41	0	90	24	11	9	.294	.322	5

Michael Kohn

RHP

AGE: 22 BORN: June 26, 1986 in Camden, SC
 BATS & THROWS: Right
 HIGH SCHOOL: Camden HS (SC)
 FULL NAME: Michael Thomas Kohn

RESIDES: Camden, SC HT.: 6-2 WT.: 210
 ACQUIRED: 13th round of 2008 free agent draft (signed, June 11, 2008)
 COLLEGE: College of Charleston (SC)
 SIGNED BY: Chris McAlpin (Angels)

Year	Club	W-L	ERA	G	GS	CG	GF	SHO	SV	IP	H	R	ER	HR	HB	BB	IBB	SO	WP	BK	BA
2008	Orem	2-0	1.93	16	0	0	0	4	0	23.1	11	5	5	1	0	11	0	44	3	0	.134

Luis Lara

RHP

AGE: 17 BORN: Aug. 25, 1991 in Bani, DO
 BATS & THROWS: Right
 HIGH SCHOOL: —

RESIDES: Bani, DO HT.: 6-3 WT.: 165
 ACQUIRED: Signed as free agent, March 3, 2008
 COLLEGE: —
 SIGNED BY: Leo Perez (Angels)

Year	Club	W-L	ERA	G	GS	CG	GF	SHO	SV	IP	H	R	ER	HR	HB	BB	IBB	SO	WP	BK	BA
2008	Angels (DSL)	1-2	3.18	15	0	0	5	0	1	22.2	18	10	8	1	0	12	0	20	3	0	.214

Sammy Leon

RHP

AGE: 23 BORN: May 19, 1985 in Higueral, DO
 BATS & THROWS: Right
 HIGH SCHOOL: Liceo Leoncio Merced (DO)
 FULL NAME: Sammy Alberto Leon

RESIDES: La Romana, DO HT.: 6-0 WT.: 160
 ACQUIRED: Signed as free agent, March 21, 2003
 COLLEGE: —
 SIGNED BY: Leo Perez (Angels)

Year	Club	W-L	ERA	G	GS	CG	GF	SHO	SV	IP	H	R	ER	HR	HB	BB	IBB	SO	WP	BK	BA
2003	Angels (DSL)	2-3	3.77	14	0	0	9	0	4	31	27	20	13	2	4	10	3	28	5	0	.221
2004	Angels (DSL)	4-2	1.67	18	0	0	18	0	6	32.1	29	8	6	0	3	8	3	31	2	0	.242
2005	Angels (DSL)	2-3	1.72	23	0	0	23	0	10	36.2	23	8	7	1	5	10	0	42	6	0	.173
2006	Angels (ASL)	2-1	3.38	16	0	0	4	0	0	26.2	27	11	10	2	3	15	0	18	3	0	.270
2007	Cedar Rapids	1-0	5.68	6	0	0	0	0	0	6.1	7	4	4	0	1	6	0	6	3	0	.280
2008	Cedar Rapids	3-1	4.50	24	0	0	6	0	0	38	41	25	19	3	3	17	0	34	0	0	.270
	R. Cucamonga	1-2	7.97	15	2	0	2	0	1	20.1	29	22	18	3	0	18	0	23	2	0	.333
MINOR TOTALS		15-12	3.62	116	2	0	62	0	21	191.1	183	98	77	11	19	84	7	182	21	0	.248

Raul Linares

INF

AGE: 18 BORN: Oct. 4, 1990 in San Cristobal, DO
 BATS: Switch THROWS: Right
 HIGH SCHOOL: —

RESIDES: San Cristobal, DO HT.: 5-11 WT.: 160
 ACQUIRED: Signed as free agent, July 25, 2008
 COLLEGE: —
 SIGNED BY: Freddy Rodriguez (Angels)

Year	Club	AVG	G	AB	R	H	2B	3B	HR	RBI	SH	SF	HBP	BB	IBB	SO	SB	CS	GDP	SLG	OBP	E
2008	Angels (DSL)	.324	13	37	4	12	1	0	0	3	2	0	2	5	0	9	3	2	0	.351	.432	2

Baudilio Lopez

RHP

AGE: 18 BORN: Nov. 20, 1990 in Charallave, VZ
 BATS & THROWS: Right
 HIGH SCHOOL: UEN Teresa de Bolivar (VZ)
 FULL NAME: Baudilio Jose Lopez Zamora

RESIDES: Charallave, VZ HT.: 6-1 WT.: 185
 ACQUIRED: Signed as free agent, Aug. 1, 2007
 COLLEGE: —
 SIGNED BY: Cesar Velasquez (Angels)

Year	Club	W-L	ERA	G	GS	CG	GF	SHO	SV	IP	H	R	ER	HR	HB	BB	IBB	SO	WP	BK	BA
2008	Angels (DSL)	5-2	2.27	15	14	0	1	0	0	87.1	62	35	22	3	9	24	0	109	8	0	.197

Franklin Lopez

C

AGE: 20 BORN: Feb. 15, 1989 in Caracas, VZ
 BATS: Left THROWS: Right
 HIGH SCHOOL: Instituto Unitario del Centro (VZ)
 FULL NAME: Franklin Gabriel Lopez Paredes

RESIDES: Caracas, VZ HT.: 6-0 WT.: 175
 ACQUIRED: Signed as free agent, May 24, 2007
 COLLEGE: —
 SIGNED BY: Carlos Porte (Angels)

Year	Club	AVG	G	AB	R	H	2B	3B	HR	RBI	SH	SF	HBP	BB	IBB	SO	SB	CS	GDP	SLG	OBP	E
2007	Angels (DSL)	.183	37	115	16	21	4	1	0	7	3	0	2	6	1	22	2	1	7	.235	.236	1
2008	Angels (DSL)	.259	54	174	18	45	7	1	0	17	3	2	4	20	0	27	4	3	4	.310	.345	4
MINOR TOTALS		.228	91	289	34	66	11	2	0	24	6	2	6	26	1	49	6	4	11	.280	.303	5



ORGANIZATIONAL PLAYERS

2009 ANGELS INFORMATION GUIDE

Roberto Lopez

OF

AGE: 23 BORN: Oct. 1, 1985 in San Diego, CA

RESIDES: Whittier, CA

HT.: 5-11 WT.: 180

BATS & THROWS: Right

ACQUIRED: 25th round of 2008 free agent draft (signed, June 10, 2008)

HIGH SCHOOL: Rancho Bernardo HS (CA)

COLLEGE: University of Southern California (Los Angeles, CA)

FULL NAME: Roberto Alejandro Lopez

SIGNED BY: Tim Corcoran (Angels)

Year	Club	AVG	G	AB	R	H	2B	3B	HR	RBI	SH	SF	HBP	BB	IBB	SO	SB	CS	GDP	SLG	OBP	E
2008	—Orem	.400	67	270	68	108	28	1	14	72	0	4	11	34	1	23	3	2	9	.667	.480	7

Carlos Lugo

C

AGE: 19 BORN: Nov. 20, 1989 in Santo Domingo, DO

RESIDES: Santo Domingo, DO

HT.: 6-0 WT.: 190

BATS & THROWS: Right

ACQUIRED: Signed as free agent, Feb. 28, 2007

HIGH SCHOOL: —

COLLEGE: —

FULL NAME: Carlos Alfredo Lugo Mota

SIGNED BY: Leo Perez (Angels)

Year	Club	AVG	G	AB	R	H	2B	3B	HR	RBI	SH	SF	HBP	BB	IBB	SO	SB	CS	GDP	SLG	OBP	E
2007	—Angels (DSL)	.138	12	29	4	4	1	1	0	3	0	0	3	3	0	12	0	0	0	.241	.286	1
2008	—Angels (DSL)	.189	21	37	3	7	1	0	0	3	4	0	2	6	0	13	0	2	3	.216	.333	5
MINOR TOTALS		.167	33	66	7	11	2	1	0	6	4	0	5	9	0	25	0	2	3	.227	.313	6

Jeremiah Luster

OF

AGE: 20 BORN: Aug. 31, 1986 in Escondido, CA

RESIDES: Oceanside, CA

HT.: 5-11 WT.: 190

BATS & THROWS: Right

ACQUIRED: Signed as free agent, Jan. 28, 2009

HIGH SCHOOL: Oceanside HS (CA)

COLLEGE: —

FULL NAME: Jeremiah L. Luster

SIGNED BY: Lee Carballo (Giants)

Year	Club	AVG	G	AB	R	H	2B	3B	HR	RBI	SH	SF	HBP	BB	IBB	SO	SB	CS	GDP	SLG	OBP	E
2004	—Giants (ASL)	.271	19	70	11	19	3	0	0	7	0	1	0	5	0	17	3	2	3	.314	.316	7
2005	—Giants (ASL)	.056	12	36	1	2	0	0	0	0	1	0	0	4	0	14	1	0	1	.056	.150	3
2006	—Giants (ASL)	.244	23	45	6	11	2	0	0	7	1	0	0	8	0	7	2	0	3	.289	.358	1
2007	—Salem-Keizer	.243	40	70	19	17	3	1	1	6	1	1	2	13	0	14	4	1	5	.357	.372	0
	Fresno	.333	2	6	0	2	0	0	0	0	0	0	0	2	0	1	0	0	1	.333	.500	0
2008	—Salem-Keizer	.182	14	44	4	8	2	0	0	3	0	1	1	8	0	11	2	0	5	.227	.315	0
MINOR TOTALS		.218	110	271	41	59	10	1	1	23	3	3	3	40	0	64	12	3	18	.273	.322	11

Selected by San Francisco Giants in 18th round of 2004 free agent draft; Signed, June 14, 2004; Released, July 3, 2008.

Tyler Mann

OF

AGE: 19 BORN: July 21, 1989 in Chesapeake, VA

RESIDES: Virginia Beach, VA

HT.: 6-2 WT.: 201

BATS & THROWS: Left THROWS: Right

ACQUIRED: 9th round of 2007 free agent draft (signed, June 23, 2007)

HIGH SCHOOL: Princess Anne HS (Virginia Beach, VA)

COLLEGE: —

FULL NAME: Gregory Tyler Mann

SIGNED BY: Dan Radcliff (Angels)

Year	Club	AVG	G	AB	R	H	2B	3B	HR	RBI	SH	SF	HBP	BB	IBB	SO	SB	CS	GDP	SLG	OBP	E
2007	—Angels (ASL)	.274	27	95	16	26	5	0	0	12	1	0	2	14	0	27	2	1	2	.326	.378	3
2008	—Angels (ASL)	.246	22	61	15	15	2	2	0	4	1	0	0	15	0	19	3	1	3	.344	.395	4
MINOR TOTALS		.263	49	156	31	41	7	2	0	16	2	0	2	29	0	46	5	2	5	.333	.385	7

Fabio Martinez

RHP

AGE: 19 BORN: Oct. 29, 1989 in San Cristobal, DO

RESIDES: San Cristobal, DO

HT.: 6-3 WT.: 190

BATS & THROWS: Right

ACQUIRED: Signed as free agent, April 11, 2007

HIGH SCHOOL: —

COLLEGE: —

FULL NAME: Fabio Miguel Martinez Mesa

SIGNED BY: Leo Perez (Angels)

Year	Club	W-L	ERA	G	GS	CG	GF	SHO	SV	IP	H	R	ER	HR	BB	IBB	SO	WP	BK	BA	
2007	—Angels (DSL)	1-2	6.75	13	3	0	2	0	1	25.1	27	22	19	0	4	26	0	30	9	1	.270
2008	—Angels (DSL)	6-1	1.53	13	13	1	0	0	0	76.1	55	17	13	1	3	32	0	93	10	2	.202
MINOR TOTALS		7-3	2.83	26	16	1	2	0	1	101.2	82	39	32	1	7	58	0	123	19	3	.220

Joaquin Martinez

OF

AGE: 18 BORN: June 1, 1990 in San Pedro de Macoris, DO

RESIDES: Santo Domingo, DO

HT.: 6-0 WT.: 195

BATS & THROWS: Right

ACQUIRED: Signed as free agent, Nov. 16, 2007

HIGH SCHOOL: —

COLLEGE: —

FULL NAME: Joaquin Martinez Ramos

SIGNED BY: Leo Perez (Angels)

Year	Club	AVG	G	AB	R	H	2B	3B	HR	RBI	SH	SF	HBP	BB	IBB	SO	SB	CS	GDP	SLG	OBP	E
2008	—Angels (DSL)	.345	19	58	10	20	6	0	0	8	0	0	0	5	0	26	1	1	0	.448	.397	2



ORGANIZATIONAL PLAYERS

2009 ANGELS INFORMATION GUIDE

Eddie McKiernan

RHP

For information, see 2009 Non-Roster Players Section.

Tommy Mendoza

RHP

AGE: 21 BORN: Aug. 18, 1987 in Hialeah, FL
 BATS: Left THROWS: Right
 HIGH SCHOOL: Monsignor Edward Pace HS (Miami, FL)
 FULL NAME: Thomas Mendoza

RESIDES: Hialeah, FL HT.: 6-2 WT.: 195
 ACQUIRED: 5th round of 2005 free agent draft (signed, June 10, 2005)
 COLLEGE: —
 SIGNED BY: Mike Silvestri (Angels)

Year	Club	W-L	ERA	G	GS	CG	GF	SHO	SV	IP	H	R	ER	HR	HB	BB	IBB	SO	WP	BK	BA
2005	—Angels (ASL)	3-3	1.55	13	4	0	2	0	0	52.1	42	14	9	1	1	13	0	56	2	0	.221
	R. Cucamonga	1-0	0.00	2	1	0	1	0	1	10	4	0	0	0	0	0	0	12	0	0	.121
2006	—Cedar Rapids	11-6	4.17	27	27	1	0	0	0	170.2	169	83	79	15	6	32	0	134	5	1	.261
2007	—Angels (ASL)	1-0	0.00	1	0	0	0	0	0	5	3	0	0	0	0	2	0	4	0	0	.250
	Cedar Rapids	2-4	4.86	12	11	0	1	0	0	53.2	67	37	29	5	3	16	0	38	3	0	.307
2008	—R. Cucamonga	4-12*	4.73	20	19	0	0	0	0	110.1	130	69	58	11	5	39	0	50	5	0	.298
MINOR TOTALS		22-25	3.92	75	62	1	4	0	1	402	417	206	175	32	15	102	0	294	15	1	.270

Jayson Miller

LHP

AGE: 23 BORN: Nov. 25, 1985 in Yakima, WA
 BATS & THROWS: Left
 HIGH SCHOOL: Richland HS (WA)
 FULL NAME: Jayson Daniel Miller

RESIDES: Richland, WA HT.: 5-11 WT.: 180
 ACQUIRED: 30th round of 2008 free agent draft (signed, June 12, 2008)
 COLLEGE: Washington State Univ. (Pullman, WA)
 SIGNED BY: Casey Harvie (Angels)

Year	Club	W-L	ERA	G	GS	CG	GF	SHO	SV	IP	H	R	ER	HR	HB	BB	IBB	SO	WP	BK	BA
2008	—Orem	8-2	2.33	15	13	0	1	0	0	81	75	29	21	4	1	7	1	68	7	0	.241

Jeremy Moore

OF

AGE: 21 BORN: June 29, 1987 in Shreveport, LA
 BATS: Left THROWS: Right
 HIGH SCHOOL: North Caddo HS (Vivian, LA)
 FULL NAME: Jeremy Jerome Moore

RESIDES: Vivian, LA HT.: 6-1 WT.: 190
 ACQUIRED: 6th round of 2005 free agent draft (signed, June 10, 2005)
 COLLEGE: —
 SIGNED BY: Chad MacDonald (Angels)

Year	Club	AVG	G	AB	R	H	2B	3B	HR	RBI	SH	SF	HBP	BB	IBB	SO	SB	CS	GDP	SLG	OBP	E
2005	—Angels (ASL)	.227	34	110	15	25	3	1	0	11	2	0	1	11	0	46	12	6	3	.273	.303	3
2006	—Angels (ASL)	.254	41	142	25	36	7	2	3	19	1	3	18	0	37	4	8	4	.394	.348	2	
2007	—Orem	.272	68	254	50	69	13	6	14	54	4	1	3	19	2	68	17	5	.535	.329	3	
2008	—Cedar Rapids	.240	96	362	47	87	11	12	17	48	2	2	2	21	0	125	28	10	1	.478	.284	3
MINOR TOTALS		.250	239	868	137	217	34	21	34	132	9	4	9	69	2	276	61	29	13	.455	.311	11

Ryan Mount

INF

For information, see 2009 Non-Roster Players Section.

Kevin Nabors

RHP

AGE: 23 BORN: Aug. 12, 1985 in Fairhope, AL
 BATS & THROWS: Right
 HIGH SCHOOL: Faith Academy (Mobile, AL)
 FULL NAME: Kevin Robert Nabors

RESIDES: Spanish Fort, AL HT.: 6-3 WT.: 220
 ACQUIRED: 26th round of 1008 free agent draft (signed, June 10, 2008)
 COLLEGE: Univ. of South Alabama (Mobile, AL)
 SIGNED BY: Jim Bryant (Angels)

Year	Club	W-L	ERA	G	GS	CG	GF	SHO	SV	IP	H	R	ER	HR	HB	BB	IBB	SO	WP	BK	BA
2008	—Orem	3-2	3.94	18	0	0	6	0	1	29.2	31	14	13	2	0	17	1	34	3	0	.267

Efren Navarro

INF

AGE: 22 BORN: May 14, 1986 in Lynwood, CA
 BATS & THROWS: Left
 HIGH SCHOOL: Lynwood HS (CA)
 FULL NAME: Efren Navarro Jr.

RESIDES: Lynwood, CA HT.: 6-0 WT.: 200
 ACQUIRED: 50th round of 2007 free agent draft (signed, June 26, 2007)
 COLLEGE: Univ. of Nevada, Las Vegas (NV)
 SIGNED BY: Jeff Scholzen (Angels)

Year	Club	AVG	G	AB	R	H	2B	3B	HR	RBI	SH	SF	HBP	BB	IBB	SO	SB	CS	GDP	SLG	OBP	E
2007	—Angels (ASL)	.353	5	17	4	6	3	0	0	3	0	1	0	3	0	2	0	1	1	.529	.429	0
	Orem	.212	40	113	16	24	4	0	1	11	2	1	2	11	1	21	1	1	6	.274	.291	1
2008	—Cedar Rapids	.269	94	331	37	89	18	0	2	45	2	6	4	42	1	66	7	2	.341	.352	9	
	R. Cucamonga	.349	35	129	13	45	9	0	2	18	0	2	0	19	2	20	0	3	2	.465	.427	0
MINOR TOTALS		.278	174	590	70	164	34	0	5	77	4	10	6	75	4	109	8	12	11	.361	.360	10

MINOR LEAGUE SYSTEM



ORGANIZATIONAL PLAYERS

2009 ANGELS INFORMATION GUIDE

Abel Nieves

INF
AGE: 23 **BORN:** Aug. 14, 1985 in Maracay, VZ

BATS & THROWS: Right

HIGH SCHOOL: El Siglo School (VZ)

FULL NAME: Abel Moises Nieves Sanchez

Year	Club	AVG	G	AB	R	H	2B	3B	HR	RBI	SH	SF	HBP	BB	IBB	SO	SB	CS	GDP	SLG	OBP	E
2005	—Angels (ASL)	.273	23	66	17	18	3	0	0	7	0	0	2	13	0	19	3	0	2	.318	.407	6
2006	—Salt Lake	.111	3	9	1	1	0	0	0	0	0	0	0	1	0	2	0	1	1	.111	.200	2
	R. Cucamonga	.000	4	6	0	0	0	0	0	0	0	0	0	0	0	3	0	0	0	.000	.000	0
	Drem	.259	62	220	36	57	10	2	1	29	6	4	2	28	2	35	3	2	2	.336	.343	16
2007	—R. Cucamonga	.143	19	56	8	8	2	0	0	5	2	0	0	10	0	24	0	0	1	.179	.273	2
	Cedar Rapids	.258	70	236	33	61	8	5	1	25	2	4	0	33	0	45	6	6	14	.347	.344	6
2008	—R. Cucamonga	.318	101	336	46	107	24	2	4	54	4	2	0	53	0	74	4	3	13	.438	.409	7
MINOR TOTALS		.271	282	929	141	252	47	9	6	120	14	10	4	138	2	202	16	12	33	.361	.364	39

Anthony Norman

OF
AGE: 24 **BORN:** Oct. 20, 1984 in Bellflower, CA

BATS & THROWS: Left

HIGH SCHOOL: Artesia HS (CA)

FULL NAME: Anthony David Norman

Year	Club	AVG	G	AB	R	H	2B	3B	HR	RBI	SH	SF	HBP	BB	IBB	SO	SB	CS	GDP	SLG	OBP	E
2007	—Angels (ASL)	★.362	44	174	40	63	4	★10	0	33	2	1	6	19	0	19	12	1	4	.500	.440	3
2008	—Cedar Rapids	.333	1	3	0	1	0	0	0	0	1	0	0	0	0	0	0	0	0	.333	.333	0
	R. Cucamonga	.257	118	374	77	96	16	9	15	44	5	1	10	66	0	76	36	6	2	.468	.381	8
MINOR TOTALS		.290	163	551	117	160	20	19	15	77	8	2	16	85	0	95	48	7	6	.477	.399	11

Erin Nova

LHP
AGE: 19 **BORN:** July 26, 1989 in Santo Domingo, DO

BATS & THROWS: Left

HIGH SCHOOL: —

FULL NAME: Erin Alberto Nova Nicolas

Year	Club	W-L	ERA	G	GS	CG	GF	SHO	SV	IP	H	R	ER	HR	HB	BB	IBB	SO	WP	BK	BA
2008	—Angels (DSL)	1-0	6.91	8	0	0	3	0	0	14.1	12	11	11	0	2	8	0	7	1	0	.226

Wilberto Ortiz

INF
AGE: 24 **BORN:** Jan. 30, 1985 in Guayama, PR

BATS & THROWS: Right

HIGH SCHOOL: La Salle Academy (New York, NY)

FULL NAME: Wilberto Ortiz

Year	Club	AVG	G	AB	R	H	2B	3B	HR	RBI	SH	SF	HBP	BB	IBB	SO	SB	CS	GDP	SLG	OBP	E
2006	—Angels (ASL)	.299	36	137	28	41	8	1	0	10	3	1	5	13	0	18	3	1	3	.372	.378	13
2007	—Cedar Rapids	.277	113	411	54	114	24	3	5	39	10	5	1	34	0	57	21	12	5	.387	.330	14
2008	—R. Cucamonga	.268	60	231	29	62	15	2	2	29	1	3	2	12	0	34	10	3	9	.377	.306	4
	Arkansas	.264	67	254	26	67	11	0	3	24	4	3	4	15	0	38	4	1	5	.343	.312	17
MINOR TOTALS		.275	276	1033	137	284	58	6	10	102	18	12	12	74	0	147	38	17	22	.372	.327	48

Sean O'Sullivan

RHP

For information, see 2009 Non-Roster Players Section.

Matt Palmer

RHP

For information, see 2009 Non-Roster Players Section.

Braulio Pardo

C
AGE: 22 **BORN:** Oct. 5, 1986 in Tampa, FL

BATS: Switch **THROWS:** Right

HIGH SCHOOL: Gaither HS (Tampa, FL)

FULL NAME: Braulio Leonardo Pardo

Year	Club	AVG	G	AB	R	H	2B	3B	HR	RBI	SH	SF	HBP	BB	IBB	SO	SB	CS	GDP	SLG	OBP	E
2008	—Orem	.195	13	41	2	8	3	0	0	3	0	0	0	2	0	17	0	0	0	.268	.233	2
	Cedar Rapids	.140	16	43	3	6	1	0	0	5	2	0	1	2	0	10	0	1	2	.163	.195	0
MINOR TOTALS		.167	29	84	5	14	4	0	0	8	2	0	1	4	0	27	0	1	2	.214	.213	2



ORGANIZATIONAL PLAYERS

2009 ANGELS INFORMATION GUIDE

Julio Perez

OF

AGE: 23 BORN: Sept. 28, 1985 in Bani, DO

BATS & THROWS: Right

HIGH SCHOOL: Escuela de Nigua (DO)

FULL NAME: Julio Ernesto Perez

Year	Club	AVG	G	AB	R	H	2B	3B	HR	RBI	SH	SF	HBP	BB	IBB	SO	SB	CS	GDP	SLG	OBP	E
2003	—Angels (DSL)	.161	32	112	7	18	5	0	0	7	3	0	1	1	0	30	0	1	3	.205	.175	5
2004	—Angels (DSL)	.220	53	168	19	37	7	1	3	18	2	2	5	12	0	44	4	4	7	.327	.289	5
2005	—Angels (DSL)	.244	43	119	18	29	2	2	4	19	1	1	3	23	1	33	10	2	1	.395	.377	0
2006	—Orem	.368	5	19	7	7	3	0	2	7	0	0	1	3	0	6	1	0	0	.842	.478	2
2007	—Cedar Rapids	.216	67	227	20	49	9	0	2	14	2	0	3	17	1	68	2	3	5	.282	.279	5
	—Orem	.276	35	123	18	34	9	1	8	21	0	2	4	8	0	40	4	2	5	.553	.336	3
2008	—Cedar Rapids	.267	111	412	54	110	27	2	15	75	4	4	6	17	4	101	23	10	3	.451	.303	8
MINOR TOTALS		.241	346	1180	143	284	61	6	34	161	12	9	23	81	6	322	44	22	24	.389	.300	28

Chris Pettit

OF

For information, see 2009 Non-Roster Players Section.

P.J. Phillips

INF

AGE: 22 BORN: Sept. 23, 1986 in Newport News, VA

BATS & THROWS: Right

HIGH SCHOOL: Redan HS (Stone Mountain, GA)

FULL NAME: Patrick James Phillips

Year	Club	AVG	G	AB	R	H	2B	3B	HR	RBI	SH	SF	HBP	BB	IBB	SO	SB	CS	GDP	SLG	OBP	E
2005	—Angels (ASL)	.291	49	182	25	53	6	6	1	24	0	2	2	9	0	53	13	5	0	.407	.328	12
2006	—Orem	.240	69	263	36	63	12	1	6	27	2	0	2	20	1	75	11	8	6	.361	.298	25
2007	—Cedar Rapids	.245	119	436	67	107	11	8	13	37	2	0	8	15	0	154	34	4	4	.397	.283	40
2008	—R. Cucamonga	.276	130	485	68	134	22	11	8	55	3	5	4	24	1	125	35	9	5	.416	.313	38
MINOR TOTALS		.261	367	1366	196	357	51	26	28	143	7	7	16	68	2	407	93	26	15	.398	.303	115

Pedro Pichardo

RHP

AGE: 20 BORN: July 16, 1988 in Moca, DO

BATS & THROWS: Right

HIGH SCHOOL: —

FULL NAME: Pedro Manarray Pichardo Alvarez

Year	Club	W-L	ERA	G	GS	CG	GF	SHO	SV	IP	H	R	ER	HR	HB	BB	IBB	SO	WP	BK	BA
2006	—Angels (DSL)	2-2	1.23	11	1	0	5	0	1	22	16	6	3	1	4	4	0	19	0	0	.205
2007	—Angels (DSL)	2-0	0.57	17	0	0	10	0	8	31.2	20	4	2	0	4	11	0	25	2	0	.190
2008	—Angels (DSL)	5-2	2.10	21	0	0	17	0	8	30	20	13	7	1	1	14	2	28	2	0	.189
MINOR TOTALS		9-4	1.29	49	1	0	32	0	17	83.2	56	23	12	2	9	29	2	72	4	0	.194

Trevor Pippin

OF

AGE: 22 BORN: Dec. 3, 1986 in Knoxville, TN

BATS & THROWS: Left

HIGH SCHOOL: McIntosh HS (Peachtree City, GA)

FULL NAME: Trevor Forrest Pippin

Year	Club	AVG	G	AB	R	H	2B	3B	HR	RBI	SH	SF	HBP	BB	IBB	SO	SB	CS	GDP	SLG	OBP	E
2007	—Orem	.188	48	138	17	26	2	0	0	16	2	2	0	16	0	51	3	1	1	.203	.269	2
2008	—Orem	.161	11	31	1	5	3	0	0	4	0	0	0	2	0	16	0	0	0	.258	.212	0
MINOR TOTALS		.183	59	169	18	31	5	0	0	20	2	2	0	18	0	67	3	1	1	.213	.259	2

Juan Piron

C

AGE: 18 BORN: Aug. 25, 1990 in San Juan de Maguana, DO

BATS & THROWS: Left

HIGH SCHOOL: Escuela Ceneapc (Santo Domingo, DO)

FULL NAME: Juan Lorenzo Piron

Year	Club	AVG	G	AB	R	H	2B	3B	HR	RBI	SH	SF	HBP	BB	IBB	SO	SB	CS	GDP	SLG	OBP	E
2008	—Angels (DSL)	.121	16	33	4	4	0	0	0	4	0	2	2	2	0	11	0	1	1	.121	.205	1

Jon Plefka

RHP

AGE: 24 BORN: May 30, 1984 in Hartford, CT

BATS & THROWS: Right

HIGH SCHOOL: New Britain HS (CT)

FULL NAME: Jonathan Plefka

Year	Club	W-L	ERA	G	GS	CG	GF	SHO	SV	IP	H	R	ER	HR	HB	BB	IBB	SO	WP	BK	BA
2007	—Angels (ASL)	0-2	23.14	3	0	0	0	0	0	2.1	6	6	6	0	0	2	0	2	3	0	.500
2008	—Orem	2-2	7.81	18	0	0	3	0	0	27.2	33	28	24	3	3	15	0	33	4	1	.289
MINOR TOTALS		2-4	9.00	21	0	0	3	0	0	30	39	34	30	3	3	17	0	35	7	1	.310



ORGANIZATIONAL PLAYERS

2009 ANGELS INFORMATION GUIDE

Nick Pugliese

RHP

AGE: 23 BORN: Sept. 18, 1985 in New Britain, CT

RESIDES: Deltona, FL

HT.: 6-1 WT.: 195

BATS & THROWS: Right

ACQUIRED: Signed as free agent, June 14, 2008

HIGH SCHOOL: Deltona HS (FL)

COLLEGE: Stetson Univ. (DeLand, FL)

FULL NAME: Nicholas John Pugliese

SIGNED BY: Tom Kotchman (Angels)

Year	Club	W-L	ERA	G	GS	CG	GF	SHO	SV	IP	H	R	ER	HR	HB	BB	IBB	SO	WP	BK	BA
2008—Angels (ASL)	1-1	1.21	17	0	0	10	0	1		22.1	17	6	3	0	1	5	0	21	2	0	.207
	R. Cucamonga	0-0	2.25	2	0	0	1	0	0	4	2	1	1	1	0	0	0	2	0	0	.143
MINOR TOTALS	1-1	1.37	19	0	0	11	0	1		26.1	19	7	4	1	1	5	0	23	2	0	.198

Kevin Ramos

INF

For information, see 2009 Non-Roster Players Section.

Trevor Reckling

LHP

AGE: 19 BORN: May 22, 1989 in Livingston, NJ

RESIDES: Irvington, NJ

HT.: 6-1 WT.: 195

BATS & THROWS: Left

ACQUIRED: 8th round of 2007 free agent draft, July 13, 2007

HIGH SCHOOL: St. Benedicts Prep School (Newark, NJ)

COLLEGE: —

FULL NAME: Trevor Richard Reckling

SIGNED BY: Greg Morhardt (Angels)

Year	Club	W-L	ERA	G	GS	CG	GF	SHO	SV	IP	H	R	ER	HR	HB	BB	IBB	SO	WP	BK	BA
2007—Angels (ASL)	3-1	2.75	9	5	0	2	0	2		36	33	13	11	2	1	7	0	55	7	3	.236
2008—Cedar Rapids	10-7	3.37	26	26	1	0	0	0	0	152.1	137	64	57	8	14	59	0	128	8	3	.246
MINOR TOTALS	13-8	3.25	35	31	1	2	0	2		188.1	170	77	68	10	15	66	0	183	15	6	.244

Bryan Rembisz

RHP

AGE: 23 BORN: Aug. 16, 1985 in Middletown, CT

RESIDES: Clinton, CT

HT.: 5-9 WT.: 170

BATS & THROWS: Right

ACQUIRED: Signed as free agent, June 30, 2008

HIGH SCHOOL: Westbrook HS (CT)

COLLEGE: Univ. of Vermont (Burlington, VT)

FULL NAME: Bryan Rembisz

SIGNED BY: Justin Hollander (Angels)

Year	Club	W-L	ERA	G	GS	CG	GF	SHO	SV	IP	H	R	ER	HR	HB	BB	IBB	SO	WP	BK	BA
2007—Trav. Cty (Ind.)	7-0	1.87	19	7	0	3	0	0	0	62.2	52	17	13	0	6	21	2	51	6	0	.228
2008—Trav. Cty (Ind.)	3-1	2.60	7	7	1	0	0	0	0	45	38	13	13	2	4	7	0	33	4	0	.225
	R. Cucamonga	1-1	3.44	21	1	0	8	0	2	36.2	34	16	14	3	1	5	0	26	1	1	.245
MINOR TOTALS	11-2	2.49	47	15	1	11	0	2		144.1	124	46	40	5	11	33	2	110	11	1	.231

John Rickard

C

AGE: 19 BORN: March 23, 1990 in Apple Valley, CA

RESIDES: Las Vegas, NV

HT.: 6-0 WT.: 185

BATS & THROWS: Right

ACQUIRED: 38th round of 2008 free agent draft (signed, June 10, 2008)

HIGH SCHOOL: Bishop Gorman HS (Las Vegas, NV)

COLLEGE: —

FULL NAME: John Leslie Rickard III

SIGNED BY: Jeff Scholzen (Angels)

Year	Club	AVG	G	AB	R	H	2B	3B	HR	RBI	SH	SF	HBP	BB	IBB	SO	SB	CS	GDP	SLG	OBP	E
2008—Angels (ASL)		.096	20	52	5	5	0	0	0	5	1	1	1	12	0	14	1	1	1	.096	.273	3

Bryan Rodriguez

RHP

AGE: 17 BORN: July 6, 1991 in San Pedro de Macoris, DO

RESIDES: San Pedro de Macoris, DO HT.: 6-4 WT.: 185

BATS & THROWS: Right

ACQUIRED: Signed as free agent, Sept. 11, 2008

HIGH SCHOOL: —

COLLEGE: —

FULL NAME: Bryan De Jesus Rodriguez

SIGNED BY: Jose Ortiz (Angels)

Fernando Rodriguez

RHP

For information, see 2009 Non-Roster Players Section.

Francisco Rodriguez

RHP

For information, see 2009 Non-Roster Players Section.

Jose Rodriguez

OF

AGE: 19 BORN: March 10, 1990 in Santo Domingo, DO

RESIDES: Santo Domingo, DO HT.: 6-4 WT.: 190

BATS & THROWS: Right

ACQUIRED: Signed as free agent, April 26, 2008

HIGH SCHOOL: —

COLLEGE: —

FULL NAME: Jose Manuel Rodriguez Roque

SIGNED BY: Freddy Rodriguez (Angels)

Year	Club	AVG	G	AB	R	H	2B	3B	HR	RBI	SH	SF	HBP	BB	IBB	SO	SB	CS	GDP	SLG	OBP	E
2008—Angels (DSL)		.148	32	81	12	12	0	0	0	5	1	1	2	15	0	34	1	0	3	.148	.293	5



ORGANIZATIONAL PLAYERS

2009 ANGELS INFORMATION GUIDE

Brian Rogers

RHP

AGE: 26 BORN: July 17, 1982 in Dallas, TX

RESIDES: Acworth, GA

HT.: 6-3 WT.: 190

BATS & THROWS: Right

ACQUIRED: Signed as free agent, Jan. 27, 2009

HIGH SCHOOL: Harrison HS (Kennesaw, GA)

COLLEGE: Georgia Southern Univ. (Statesboro, GA)

FULL NAME: Brian Alan Rogers

SIGNED BY: Gary York (Tigers)

Year	Club	W-L	ERA	G	GS	CG	GF	SHO	SV	IP	H	R	ER	HR	HB	BB	IBB	SO	WP	BK	BA
2003	—Oneonta	3-2	3.34	12	12	0	0	0	0	56.2	49	23	21	2	3	18	0	66	1	0	.232
2004	—W. Michigan	6-8	4.55	25	25	0	0	0	0	142.1	163	76	72	9	10	44	1	120	8	0	.293
2005	—Lakeland	4-1	2.06	52	1	0	10	0	2	65.2	50	16	15	2	3	21	0	65	6	0	.212
2006	—Erie	3-2	2.39	37	0	0	10	0	1	64	49	19	17	7	1	14	0	69	3	0	.210
	—Altoona	0-0	0.00	2	0	0	1	0	1	4	2	0	0	0	0	2	1	5	0	0	.167
	—Indianapolis	1-1	1.08	7	0	0	3	0	1	8.1	2	1	1	1	0	1	0	5	0	0	.077
	—PITTSBURGH	0-0	8.31	10	0	0	4	0	0	8.2	11	8	8	2	1	2	0	7	1	0	.324
2007	—Indianapolis	2-1	3.05	48	0	0	13	0	2	65	50	23	22	1	1	32	2	65	9	0	.214
	—PITTSBURGH	0-0	13.50	3	0	0	1	0	0	2	3	3	2	0	0	1	0	1	0	0	.500
2008	—Altoona	2-0	0.60	7	0	0	1	0	0	15	9	1	1	0	0	3	0	13	0	0	.173
	—Indianapolis	0-1	1.26	10	0	0	1	0	0	14.1	14	7	2	1	2	4	0	13	2	0	.241
	—Toledo	0-1	7.65	16	0	0	7	0	0	20	28	20	17	3	2	12	0	25	1	0	.333
	—Binghamton	0-0	0.00	4	0	0	2	0	1	4.1	3	0	0	0	0	2	0	2	2	0	.214
MINOR TOTALS		21-17	3.29	220	38	0	48	0	8	459.2	419	186	168	26	22	153	4	451	33	0	.244
MAJOR TOTALS		0-0	9.28	13	0	0	5	0	0	10.2	14	11	11	4	1	3	0	8	1	0	.350

Selected by Detroit Tigers in 11th round of 2003 free agent draft; signed, June 14, 2003; Traded to Pittsburgh Pirates in exchange for INF Sean Casey, July 31, 2006; Made Major League Debut, Sept. 1, 2006; Released, June 4, 2008; Signed by Detroit Tigers as free agent, June 10, 2008; Released, Aug. 9, 2008; Signed by New York Mets, Aug. 14, 2008; Granted free agency, Nov. 3, 2008.

Andrew Romine

INF

For information, see 2009 Non-Roster Players Section.

Alberto Rosario

C

For information, see 2009 Non-Roster Players Section.

Chris Rosenbaum

C

AGE: 24 BORN: April 2, 1984 in Albany, NY

RESIDES: Tampa, FL

HT.: 6-1 WT.: 205

BATS & THROWS: Right

ACQUIRED: Signed as free agent, June 27, 2007

HIGH SCHOOL: Columbia HS (East Greenbush, NY)

COLLEGE: Univ. of Tampa (FL)

FULL NAME: Christopher Grant Rosenbaum

SIGNED BY: Tom Kotchman (Angels)

Year	Club	AVG	G	AB	R	H	2B	3B	HR	RBI	SH	SF	HBP	BB	IBB	SO	SB	CS	GDP	SLG	OBP	E
2007	—Orem	.277	25	83	10	23	4	0	2	8	1	0	3	7	0	18	0	0	1	.398	.355	3
2008	—Cedar Rapids	.248	36	109	12	27	7	0	0	10	0	0	4	7	0	16	1	0	1	.312	.317	1
	—R. Cucamonga	.000	1	1	0	0	0	0	0	0	0	0	0	0	0	1	0	0	0	.000	.000	0
	—Angels (ASL)	.167	3	6	1	1	0	0	0	1	0	0	0	1	0	0	0	0	0	.167	.286	0
MINOR TOTALS		.256	65	199	23	51	11	0	2	19	1	0	7	15	0	35	1	0	2	.342	.330	4

Edward Santos

RHP

AGE: 19 BORN: Oct. 22, 1989 in Puerto Plata, DO

RESIDES: Puerto Plata, DO

HT.: 6-1 WT.: 210

BATS & THROWS: Right

ACQUIRED: Signed as free agent, Nov. 7, 2007

HIGH SCHOOL: Liceo Prepara (Puerto Plata, DO)

COLLEGE: —

FULL NAME: Edward Francisco Santos Mercedes

SIGNED BY: Leo Perez (Angels)

Year	Club	W-L	ERA	G	GS	CG	GF	SHO	SV	IP	H	R	ER	HR	HB	BB	IBB	SO	WP	BK	BA
2008	—Angels (DSL)	2-0	3.68	11	0	0	7	0	1	14.2	16	9	6	0	1	9	0	10	1	0	.276

Tim Schoeninger

RHP

AGE: 24 BORN: Sept. 7, 1984 in Denver, CO

RESIDES: Denver, CO

HT.: 6-3 WT.: 220

BATS & THROWS: Right

ACQUIRED: 23rd round of 2006 free agent draft (signed, June 13, 2006)

HIGH SCHOOL: Mullen HS (Denver, CO)

COLLEGE: Univ. of Nevada-Reno

FULL NAME: Timothy Francis Schoeninger

SIGNED BY: Scott Richardson (Angels)

Year	Club	W-L	ERA	G	GS	CG	GF	SHO	SV	IP	H	R	ER	HR	HB	BB	IBB	SO	WP	BK	BA
2006	—Angels (ASL)	6-2	1.79	14	13	0	0	0	0	75.1	64	22	15	2	3	4	0	64	0	0	.223
	—Orem	0-0	0.00	1	0	0	0	0	0	2	2	0	0	0	0	0	0	1	0	0	.286
2007	—Cedar Rapids	9-3	3.06	13	13	★2	0	1	0	85.1	89	32	29	6	2	6	0	68	3	1	.269
	—R. Cucamonga	6-3	6.64	12	12	0	0	0	0	62.1	86	51	46	16	2	22	0	53	3	0	.326
2008	—R. Cucamonga									Injured—Did Not Play											
MINOR TOTALS		21-8	3.60	40	38	2	0	1	0	225	241	105	90	24	7	32	0	186	6	1	.271



ORGANIZATIONAL PLAYERS

2009 ANGELS INFORMATION GUIDE

Christian Scholl

RHP

AGE: 21 BORN: Oct. 27, 1987 in Tacoma, WA

BATS & THROWS: Right

HIGH SCHOOL: Stadium HS (Tacoma, WA)

FULL NAME: Christian Lee Scholl

Year	Club	W-L	ERA	G	GS	CG	GF	SHO	SV	IP	H	R	ER	HR	HB	BB	IBB	SO	WP	BK	BA
2008	Orem	4-2	2.06	23	0	0	3	0	0	43.2	30	15	10	4	4	14	1	43	4	0	.195

Jean Segura

INF

AGE: 19 BORN: March 17, 1990 in San Juan, DO

BATS & THROWS: Left

HIGH SCHOOL: —

FULL NAME: Jean Carlos Enrique Segura

Year	Club	AVG	G	AB	R	H	2B	3B	HR	RBI	SH	SF	HBP	BB	IBB	SO	SB	CS	GDP	SLG	OBP	E
2007	—Angels (DSL)	.324	61	219	39	71	5	2	2	31	7	1	3	22	0	28	22	6	2	.393	.392	10
2008	—Angels (ASL)	.250	11	36	13	9	0	0	0	4	0	0	1	6	0	5	1	0	1	.250	.372	2
MINOR TOTALS		.314	72	255	52	80	5	2	2	35	7	1	4	28	0	33	23	6	3	.373	.389	12

Matt Shoemaker

RHP

AGE: 22 BORN: Sept. 27, 1986 in Wyandotte, MI

BATS & THROWS: Right

HIGH SCHOOL: Trenton HS (MI)

FULL NAME: Matthew David Shoemaker

Year	Club	W-L	ERA	G	GS	CG	GF	SHO	SV	IP	H	R	ER	HR	HB	BB	IBB	SO	WP	BK	BA
2008	—Angels (ASL)	1-0	4.50	3	0	0	1	0	1	4	6	2	2	0	0	0	0	4	0	0	.353

Baron Short

RHP

AGE: 22 BORN: Aug. 2, 1986 in College Park, GA

BATS & THROWS: Right

HIGH SCHOOL: Eagles Landing HS (McDonough, GA)

FULL NAME: Baron Keith Short

Year	Club	W-L	ERA	G	GS	CG	GF	SHO	SV	IP	H	R	ER	HR	HB	BB	IBB	SO	WP	BK	BA
2007	—Angels (ASL)	1-1	7.71	8	0	0	0	0	0	9.1	12	11	8	0	1	4	1	11	1	0	.324
2008	—Orem	3-4	5.73	17	13	0	2	0	0	66	71	47	42	6	6	35	0	52	7	0	.276
MINOR TOTALS		4-5	5.97	25	13	0	2	0	0	75.1	83	58	50	6	7	39	1	63	8	0	.282

Raddy Sierra

OF

AGE: 21 BORN: Sept. 21, 1987 in San Cristobal, DO

BATS & THROWS: Right

HIGH SCHOOL: Liceo Nocturno Manuel Maria Valencia (DO)

FULL NAME: Raddy Rafael Sierra Ferrer

Year	Club	AVG	G	AB	R	H	2B	3B	HR	RBI	SH	SF	HBP	BB	IBB	SO	SB	CS	GDP	SLG	OBP	E
2005	—Angels (DSL)	.267	7	15	2	4	1	0	0	1	0	0	1	4	0	5	0	2	0	.333	.450	1
2006	—Angels (DSL)	.250	49	152	20	38	8	2	1	23	3	3	2	23	0	55	7	4	1	.349	.350	3
2007	—Angels (DSL)	.317	65	240	61	76	16	1	9	31	2	1	13	29	2	67	26	7	2	.504	.417	2
2008	—Angels (ASL)	.298	33	104	18	31	3	3	0	17	1	1	3	11	1	27	7	4	1	.385	.378	1
MINOR TOTALS		.292	154	149	219	28	28	6	10	72	6	5	19	67	3	154	40	17	4	.429	.390	7

Coby Smith

OF

AGE: 28 BORN: Sept. 21, 1980 in Dothan, AL

BATS & THROWS: Right

HIGH SCHOOL: Cottonwood HS (AL)

FULL NAME: Coby Lee Smith

Year	Club	AVG	G	AB	R	H	2B	3B	HR	RBI	SH	SF	HBP	BB	IBB	SO	SB	CS	GDP	SLG	OBP	E
2004	—Aces (Ind.)	.206	87	306	46	63	8	1	5	28	8	2	6	24	0	55	20	1	5	.288	.275	2
2005	—Shreveport (Ind.)	.313	★94	393	54	123	22	3	3	36	4	0	10	17	1	37	15	5	4	.407	.357	3
	St. Paul (Ind.)	.267	6	15	1	4	2	0	0	3	1	0	0	0	2	0	0	0	0	.400	.267	0
2006	—Shreveport (Ind.)	.275	82	335	60	92	7	0	2	25	10	1	9	38	1	33	42	6	1	.313	.363	2
2007	—Salt Lake	.158	9	19	6	3	0	0	0	4	0	2	1	3	0	4	4	1	1	.158	.280	1
	R. Cucamonga	.354	18	65	11	23	3	2	2	9	1	1	4	5	0	12	8	3	0	.554	.427	0
	Arkansas	.277	63	224	37	62	12	1	2	17	4	2	2	32	0	27	21	7	3	.366	.369	3
2008	—Arkansas	.275	61	207	31	57	12	1	2	16	7	2	7	23	0	31	11	4	1	.372	.364	1
	Salt Lake	.195	42	123	12	24	3	1	0	8	1	1	3	13	0	21	3	1	1	.236	.286	2
MINOR TOTALS		.267	462	1687	258	451	69	9	16	146	36	11	42	155	2	222	124	28	16	.347	.342	14

MINOR LEAGUE SYSTEM



ORGANIZATIONAL PLAYERS

2009 ANGELS INFORMATION GUIDE

Will Smith

LHP

AGE: 19 BORN: July 10, 1989 in Newnan, GA

BATS: Right THROWS: Left

HIGH SCHOOL: Northgate HS (Newnan, GA)

FULL NAME: William Michael Smith

Year	Club	W-L	ERA	G	GS	CG	GF	SHO	SV	IP	H	R	ER	HR	HB	BB	IBB	SO	WP	BK	BA
2008	Orem	8-2	3.08	16	14	0	0	0	0	73	73	28	25	6	2	6	0	76	2	1	.253

RESIDES: Newnan, GA

HT.: 6-5 WT.: 235

ACQUIRED: 7th round of 2008 free agent draft (signed, June 11, 2008)

COLLEGE: Gulf Coast Comm. College (Panama City, FL)

SIGNED BY: Tom Kotchman (Angels)

Eduardo Soto

INF

AGE: 17 BORN: April 25, 1991 in Bani, DO

BATS & THROWS: Right

HIGH SCHOOL: —

FULL NAME: Eduardo Gabriel Soto Arias

Year	Club	AVG	G	AB	R	H	2B	3B	HR	RBI	SH	SF	HBP	BB	IBB	SO	SB	CS	GDP	SLG	OBP	E
2008	Angels (DSL)	.323	67	248	44	80	19	3	4	48	1	1	6	24	0	51	19	6	5	.472	.394	16

RESIDES: Bani, DO

HT.: 6-0 WT.: 165

ACQUIRED: Signed as free agent, March 17, 2008

COLLEGE: —

SIGNED BY: Freddy Rodriguez (Angels)

Jorge Soto

RHP

AGE: 19 BORN: Oct. 2, 1989 in San Jose de Ocoa, DO

BATS & THROWS: Right

HIGH SCHOOL: Liceo Jose Nunez de Coceres (DO)

FULL NAME: Jorge Antonio Soto Rivera

Year	Club	W-L	ERA	G	GS	CG	GF	SHO	SV	IP	H	R	ER	HR	HB	BB	IBB	SO	WP	BK	BA
2008	Angels (DSL)	1-1	2.22	8	4	0	1	0	0	24.1	14	10	6	0	1	16	0	31	4	0	.165

RESIDES: San Jose de Ocoa, DO

HT.: 6-4 WT.: 185

ACQUIRED: Signed as free agent, July 18, 2007

COLLEGE: —

SIGNED BY: Leo Perez (Angels)

Hainley Statia

INF

For information, see 2009 Non-Roster Players Section.

Ikko Sumi

C

AGE: 21 BORN: Oct. 20, 1987 in Tokyo, JAP

BATS & THROWS: Right

HIGH SCHOOL: —

FULL NAME: Ikko Sumi

Year	Club	AVG	G	AB	R	H	2B	3B	HR	RBI	SH	SF	HBP	BB	IBB	SO	SB	CS	GDP	SLG	OBP	E
2007	Angels (DSL)	.176	31	91	11	16	2	0	1	13	2	1	9	15	0	25	2	2	3	.231	.345	1
2008	Angels (ASL)	.241	22	54	11	13	1	0	0	7	4	1	2	8	0	16	2	1	2	.259	.354	3
MINOR TOTALS		.200	53	145	22	29	3	0	1	20	6	2	11	23	0	41	4	3	5	.241	.348	4

RESIDES: Yokohama, JAP

HT.: 5-9 WT.: 195

ACQUIRED: Signed as free agent, April 3, 2007

COLLEGE: —

SIGNED BY: Clay Daniel (Angels)

Nate Sutton

INF

AGE: 26 BORN: Sept. 1, 1982 in Santa Cruz, CA

BATS: Left THROWS: Right

HIGH SCHOOL: Bellarmine Prep (San Jose, CA)

FULL NAME: Nathanael Nehemiah Sutton

Year	Club	AVG	G	AB	R	H	2B	3B	HR	RBI	SH	SF	HBP	BB	IBB	SO	SB	CS	GDP	SLG	OBP	E
2004	Provo	.328	54	180	46	59	6	3	1	34	1	1	6	37	0	40	7	2	1	.411	.455	10
2005	Cedar Rapids	.242	91	314	41	76	12	5	1	25	7	3	4	40	0	60	15	6	4	.322	.332	8
2006	R. Cucamonga	.278	118	442	75	123	16	8	12	46	5	1	4	46	1	77	27	7	8	.432	.351	19
2007	R. Cucamonga	.277	135	523	82	145	19	7	4	50	9	5	4	51	0	90	21	8	4	.363	.343	12
2008	Arkansas	.276	118	453	58	125	12	0	7	44	6	3	2	27	2	68	19	10	8	.375	.318	13
MINOR TOTALS		.276	516	1912	302	528	65	29	25	199	28	13	20	201	3	335	89	33	25	.380	.349	62

RESIDES: Santa Cruz, CA

HT.: 6-0 WT.: 195

ACQUIRED: 24th round of 2004 free agent draft (signed, June 20, 2004)

COLLEGE: UC Santa Barbara (CA)

SIGNED BY: Bobby DeJardin (Angels)

Matt Sweeney

INF

AGE: 21 BORN: April 4, 1988 in Gaithersburg, MD

BATS: Left THROWS: Right

HIGH SCHOOL: Col. Zadok Magruder HS (Rockville, MD)

FULL NAME: Matthew Richard Sweeney

Year	Club	AVG	G	AB	R	H	2B	3B	HR	RBI	SH	SF	HBP	BB	IBB	SO	SB	CS	GDP	SLG	OBP	E
2006	Angels (ASL)	.341	44	170	38	58	11	7	5	39	0	3	6	23	1	27	4	1	5	.576	.431	20
	Orem	.167	2	6	0	1	0	0	0	0	0	0	1	0	0	2	0	0	0	.167	.286	0
2007	Cedar Rapids	.260	119	439	64	114	29	2	18	72	0	3	5	38	5	88	7	7	7	.458	.324	28
2008	R. Cucamonga																					
MINOR TOTALS		.281	165	615	102	173	40	9	23	111	0	6	12	61	6	117	11	8	12	.488	.354	48

RESIDES: Tempe, AZ

HT.: 6-3 WT.: 215

ACQUIRED: 8th round of 2006 free agent draft (signed, June 9, 2006)

COLLEGE: —

SIGNED BY: Dan Radcliffe (Angels)

Injured—Did Not Play

ORGANIZATIONAL PLAYERS

2009 ANGELS INFORMATION GUIDE

Drew Taylor

LHP

AGE: 22 BORN: Aug. 18, 1986 in Durham, NC

BATS: Right THROWS: Left

HIGH SCHOOL: Wake Forest-Rolesville (NC)

FULL NAME: Andrew Raymond Taylor

Year	Club	W-L	ERA	G	GS	CG	GF	SHO	SV
2008	Orem	2-1	4.37	21	3	0	10	0	5

RESIDES: Wake Forest, NC

ACQUIRED: 34th round of 2008 free agent draft (signed, June 13, 2008)

COLLEGE: North Carolina State (Raleigh, NC)

SIGNED BY: Chris McAlpin (Angels)

IP	H	R	ER	HR	HB	BB	IBB	SO	WP	BK	BA
35	33	22	17	4	2	13	0	39	4	0	.248

Jeremy Thorne

RHP

AGE: 23 BORN: Oct. 4, 1985 in Tampa, FL

BATS & THROWS: Right

HIGH SCHOOL: Oviedo HS (FL)

FULL NAME: Jeremy Seth Thorne

Year	Club	W-L	ERA	G	GS	CG	GF	SHO	SV
2008	Angels (ASL)	0-0	3.00	2	0	0	1	0	0
	Orem	0-0	0.66	20	0	0	16	0	8

MINOR TOTALS	W-L	ERA	G	GS	CG	GF	SHO	SV
	0-0	0.89	22	0	0	17	0	8

RESIDES: Staunton, VA

ACQUIRED: 42nd round of 2008 free agent draft (signed, June 11, 2008)

COLLEGE: Florida Southern College (Lakeland, FL)

SIGNED BY: Tom Kotchman (Angels)

IP	H	R	ER	HR	HB	BB	IBB	SO	WP	BK	BA
3	2	1	1	0	1	0	0	2	0	0	.222
27.1	11	2	2	1	0	7	0	20	0	0	.121
30.1	13	3	3	1	1	7	0	22	0	0	.130

Mason Tobin

RHP

AGE: 21 BORN: July 8, 1987 in Glendive, MT

BATS & THROWS: Right

HIGH SCHOOL: Kentridge HS (Kent, WA)

FULL NAME: Mason Reed Tobin

Year	Club	W-L	ERA	G	GS	CG	GF	SHO	SV
2007	Angels (ASL)	2-0	0.95	8	7	0	0	0	0
	Orem	2-1	3.21	6	6	0	0	0	0

Year	Club	W-L	ERA	G	GS	CG	GF	SHO	SV
2008	Cedar Rapids	2-3	3.13	8	8	1	0	1	0

MINOR TOTALS	W-L	ERA	G	GS	CG	GF	SHO	SV
	6-4	2.50	22	21	1	0	1	0

RESIDES: Escondido, CA

ACQUIRED: 16th round of 2007 free agent draft (signed, June 18, 2007)

COLLEGE: Everett Comm. College (WA)

SIGNED BY: Casey Harvie (Angels)

IP	H	R	ER	HR	HB	BB	IBB	SO	WP	BK	BA
28.1	17	5	3	1	0	7	0	32	2	0	.177
28	23	10	10	0	3	7	0	23	1	0	.230
37.1	29	13	13	2	4	18	0	18	1	0	.225
98.2	69	28	26	3	7	32	0	73	4	0	.121

Pedro Toribio

INF

AGE: 18 BORN: July 21, 1990 in Santiago, DO

BATS & THROWS: Right

HIGH SCHOOL: —

FULL NAME: Pedro Jose Toribio

Year	Club	AVG	G	AB	R	H	2B	3B	HR	RBI	SH	SF	HBP	BB	IBB	SO	SB	CS	GDP	SLG	OBP	E
2008	Angels (DSL)	.154	5	13	4	2	0	0	0	0	0	0	1	4	0	6	0	1	0	.154	.389	1

RESIDES: Santiago Rodriguez, DO

ACQUIRED: Signed as free agent, June 16, 2008

COLLEGE: —

SIGNED BY: Roberto Reynoso (Angels)

Roberto Toribio

RHP

AGE: 19 BORN: Feb. 11, 1989 in Santiago, DO

BATS & THROWS: Right

HIGH SCHOOL: Escuela Pena y Reynoso (Pueblo Nuevo, DO)

FULL NAME: Roberto Jose Toribio Laureano

Pitching

Year	Club	W-L	ERA	G	GS	CG	GF	SHO	SV
2008	Angels (DSL)	1-0	3.68	7	1	0	1	0	0

Hitting

Year	Club	AVG	G	AB	R	H	2B	3B	HR	RBI	SH	SF	HBP	BB	IBB	SO	SB	CS	GDP	SLG	OBP	E
2008	Angels (DSL)	.667	8	3	2	2	0	0	0	1	0	0	0	1	0	1	1	0	0	.667	.750	0

RESIDES: Santiago Rodriguez, DO

ACQUIRED: Signed as free agent, Nov. 7, 2007

COLLEGE: —

SIGNED BY: Leo Perez (Angels)

Alex Torres

LHP

For information, see 2009 Non-Roster Players Section.

Andrew Toussaint

INF

AGE: 26 BORN: Oct. 24, 1982 in Compton, CA

BATS & THROWS: Right

HIGH SCHOOL: Centennial HS (Compton, CA)

FULL NAME: Andrew Steven Toussaint

Year	Club	AVG	G	AB	R	H	2B	3B	HR	RBI	SH	SF	HBP	BB	IBB	SO	SB	CS	GDP	SLG	OBP	E
2004	Provo	.289	55	194	39	56	12	2	12	52	0	1	7	34	0	68	6	4	1	.557	.411	13
2005	Cedar Rapids	.261	109	391	68	102	25	3	21	68	2	3	7	45	1	125	11	5	5	.501	.345	5
2006	R. Cucamonga	.242	108	372	47	90	25	1	12	42	1	0	11	39	0	119	2	2	9	.411	.325	9
2007	R. Cucamonga	.272	114	394	55	107	24	4	9	47	1	2	5	35	0	102	7	4	10	.421	.337	5
2008	R. Cucamonga	.324	84	324	44	105	14	6	13	58	2	4	6	13	0	65	6	6	10	.525	.357	5
	Arkansas	.222	33	126	15	28	1	2	4	13	1	0	4	2	0	42	0	1	2	.357	.258	2

MINOR TOTALS	AVG	G	AB	R	H	2B	3B	HR	RBI	SH	SF	HBP	BB	IBB	SO	SB	CS	GDP	SLG	OBP	E
	.271	503	1801	268	488	101	18	71	280	7	10	39	164	1	521	32	22	37	.465	.343	38

RESIDES: Los Angeles, CA

ACQUIRED: 13th round of 2004 free agent draft (signed, June 9, 2004)

COLLEGE: Southern A&M (Baton Rouge, LA)

SIGNED BY: Chad MacDonald (Angels)



ORGANIZATIONAL PLAYERS

2009 ANGELS INFORMATION GUIDE

Jordan Towns

RHP

AGE: 23 BORN: Sept. 21, 1985 in Dublin, GA
 BATS & THROWS: Right
 HIGH SCHOOL: Wheeler County HS (Alamo, GA)
 FULL NAME: Jordan Lynn Towns

RESIDES: Glenwood, GA HT: 6-2 WT: 220
 ACQUIRED: 25th round of 2007 free agent draft (signed, June 12, 2007)
 COLLEGE: Univ. of West Georgia (Carrollton, GA)
 SIGNED BY: Chris McAlpin (Angels)

Year	Club	W-L	ERA	G	GS	CG	GF	SHO	SV	IP	H	R	ER	HR	HB	BB	IBB	SO	WP	BK	BA
2007	Orem	6-3	3.46	19	0	0	8	0	0	41.2	38	17	16	2	5	21	0	38	3	0	.241
2008	Cedar Rapids	2-1	3.12	14	0	0	9	0	2	26	20	10	9	0	2	8	0	9	0	0	.217
	R. Cucamonga	1-5	6.12	16	7	0	1	0	0	42.2	55	38	29	5	4	17	0	34	1	0	.306
MINOR TOTALS		9-9	4.40	49	7	0	18	0	2	110.1	113	65	54	7	11	46	0	81	4	0	.263

Jon Townsend

INF

AGE: 24 BORN: Sept. 24, 1984 in Birmingham, AL
 BATS & THROWS: Right
 HIGH SCHOOL: South Laurel HS (London, KY)
 FULL NAME: Jonathan Townsend

RESIDES: London, KY HT: 6-0 WT: 195
 ACQUIRED: Signed as free agent, July 15, 2008
 COLLEGE: Univ. of Florida (Gainesville, FL)
 SIGNED BY: Tom Kotchman (Angels)

Year	Club	AVG	G	AB	R	H	2B	3B	HR	RBI	SH	SF	HBP	BB	IBB	SO	SB	CS	GDP	SLG	OBP	E
2008	Orem	.281	23	57	15	16	3	1	1	8	2	0	3	9	0	13	1	1	3	.421	.406	4

Sean Tracey

RHP

AGE: 28 BORN: Nov. 14, 1980 in Upland, CA
 BATS: Left THROWS: Right
 HIGH SCHOOL: Upland HS (CA)
 FULL NAME: Sean Patrick Tracey

RESIDES: Boulder City, NV HT: 6-3 WT: 210
 ACQUIRED: Signed as free agent, Jan. 10, 2009
 COLLEGE: Univ. of Calif. Irvine (CA)
 SIGNED BY: David Stockstill (White Sox)

Year	Club	W-L	ERA	G	GS	CG	GF	SHO	SV	IP	H	R	ER	HR	HB	BB	IBB	SO	WP	BK	BA
2002	Bristol	5-2	3.02	13	12	0	0	0	0	65.2	57	27	22	4	4	19	0	50	1	0	.241
2003	Kannapolis	2-7	9.50	14	9	0	0	0	0	41.2	51	54	44	4	11	46	0	28	16	1	.305
	Great Falls	8-5	3.69	16	12	1	1	0	0	92.2	90	45	38	5	14	22	0	74	5	0	.259
2004	Winston-Salem	9-8	2.73	27	27	0	0	0	0	148.1	108	60	45	5	23	*69	0	130	12	1	.213
2005	Birmingham	*14-6	4.07	28	*28	2	0	0	0	163.2	154	80	74	13	14	76	0	106	12	0	.257
2006	Charlotte	8-9	4.30	29	20	1	3	1	0	129.2	111	67	62	17	19	76	1	102	20	2	.283
	CHI (AL)	0-0	3.38	7	0	0	5	0	0	8	4	3	3	2	1	5	0	3	4	0	.143
2007	Norfolk	0-1	7.53	14	0	0	3	0	0	14.1	12	14	12	2	6	17	0	11	5	1	.218
	Aberdeen	0-0	13.50	3	0	0	1	0	0	2	3	4	3	0	4	4	0	0	1	0	.429
2008	Norfolk									Injured—Did Not Play											
MINOR TOTALS		9-9	4.40	49	7	0	18	0	2	110.1	113	65	54	7	11	46	0	81	4	0	.263

Selected by Chicago White Sox in 8th round of 2002 free agent draft; Signed, June 12, 2002; Made ML debut, June 8, 2006; Claimed on waivers by Baltimore Orioles, March 23, 2007; Granted free agency, Nov. 3, 2008.

Carlos Valdez

LHP

AGE: 18 BORN: Sept. 30, 1990 in Nizao, Bani, DO
 BATS & THROWS: Left
 HIGH SCHOOL: —
 FULL NAME: Carlos Domingo Valdez Santana

RESIDES: Don Gregorio, Bani, DO HT: 6-0 WT: 170
 ACQUIRED: Signed as free agent, Aug. 6, 2008
 COLLEGE: —
 SIGNED BY: Leo Perez (Angels)

Year	Club	W-L	ERA	G	GS	CG	GF	SHO	SV	IP	H	R	ER	HR	HB	BB	IBB	SO	WP	BK	BA
2008	Angels (DSL)	0-0	6.00	1	1	0	0	0	0	3	3	2	2	0	0	2	0	3	1	0	.273

Vladimir Veras

RHP

AGE: 23 BORN: Jan. 10, 1986 in Santiago, DO
 BATS & THROWS: Right
 HIGH SCHOOL: Escuela El Ufre (DO)
 FULL NAME: Nicolas Vladimir Veras

RESIDES: Santiago, DO HT: 6-1 WT: 170
 ACQUIRED: Signed as free agent, Nov. 13, 2003
 COLLEGE: —
 SIGNED BY: Leo Perez (Angels)

Year	Club	W-L	ERA	G	GS	CG	GF	SHO	SV	IP	H	R	ER	HR	HB	BB	IBB	SO	WP	BK	BA
2004	Angels (DSL)	1-0	3.08	15	3	0	5	0	0	38	27	16	13	5	5	13	0	40	9	1	.197
2005	Angels (DSL)	6-3	2.50	11	10	0	0	0	0	57.2	43	24	16	2	14	15	0	55	10	5	.194
2006	Angels (ASL)	*8-2	*1.35	12	12	0	0	0	0	60	46	15	9	0	10	13	0	58	7	3	.210
2007	Cedar Rapids	0-2	8.18	3	3	0	0	0	0	11	15	10	10	0	0	7	0	8	2	0	.333
	Orem	5-4	6.52	13	9	0	0	0	0	49.2	58	38	36	10	2	12	0	43	3	3	.287
2008	Cedar Rapids									Injured—Did Not Play											
MINOR TOTALS		20-11	3.49	54	37	0	5	0	0	216.1	189	103	84	17	31	60	0	204	31	12	.229

Ivan Villaescusa

C

AGE: 22 BORN: Oct. 13, 1986 in San Luis Rio Colo., MEX
 BATS: Switch THROWS: Right
 HIGH SCHOOL: Cibola HS (Yuma, AZ)
 FULL NAME: Ivan Antonio Villaescusa Reyes

RESIDES: Yuma, AZ HT: 6-1 WT: 190
 ACQUIRED: Signed as free agent, Aug. 17, 2005
 COLLEGE: —
 SIGNED BY: Clay Daniel (Angels)

Year	Club	AVG	G	AB	R	H	2B	3B	HR	RBI	SH	SF	HBP	BB	IBB	SO	SB	CS	GDP	SLG	OBP	E
2006	Orem	.077	8	13	0	1	1	0	0	0	0	0	0	0	0	6	0	0	0	.154	.077	0
	Angels (ASL)	.250	4	12	1	3	1	0	0	3	0	0	0	0	0	4	1	0	0	.333	.250	0
2007	Angels (ASL)	.161	10	31	7	5	3	0	0	4	1	0	0	6	0	5	0	2	.258	.297	2	
2008	R. Cucamonga	.000	4	8	1	0	0	0	0	0	0	0	0	1	0	2	0	0	2	.000	.111	1
	Orem	.345	16	58	7	20	5	0	0	13	1	0	0	1	0	17	0	0	4	.431	.356	2
MINOR TOTALS		.238	42	122	16	29	10	0	0	20	2	0	0	8	0	34	1	0	4	.320	.285	5

ORGANIZATIONAL PLAYERS

2009 ANGELS INFORMATION GUIDE

Jordan Walden

RHP

For information, see 2009 Non-Roster Players Section.

Brian Walker

C

AGE: 23 BORN: July 17, 1985 in Tulsa, OK

BATS: Left THROWS: Right

HIGH SCHOOL: Union HS (Tulsa, OK)

FULL NAME: Brian Thomas Walker

Year	Club	AVG	G	AB	R	H	2B	3B	HR	RBI	SH	SF	HBP	BB	IBB	SO	SB	CS	GDP	SLG	OBP	E
2007	Orem	.125	3	8	1	1	1	0	0	0	0	0	0	1	0	1	0	0	0	.250	.222	0
	Cedar Rapids	.273	39	124	16	34	4	1	3	14	0	2	1	9	0	33	1	3	4	.395	.324	1
2008	R. Cucamonga	.263	52	179	19	47	9	0	8	26	2	2	0	12	0	55	1	2	6	.447	.306	5
	Arkansas	.182	41	148	12	27	6	0	4	14	0	2	1	6	1	38	0	2	5	.304	.217	2
MINOR TOTALS		.237	135	459	48	109	20	1	15	54	2	6	2	28	1	127	2	7	15	.383	.281	8

Demetrius Washington

OF

AGE: 19 BORN: July 13, 1989 in Aiken, SC

BATS & THROWS: Right

HIGH SCHOOL: Silver Bluff HS (Aiken, SC)

FULL NAME: Demetrius Samaj Washington

Year	Club	AVG	G	AB	R	H	2B	3B	HR	RBI	SH	SF	HBP	BB	IBB	SO	SB	CS	GDP	SLG	OBP	E
2008	Angels (ASL)	.471	5	17	4	8	1	1	0	3	0	1	0	2	0	2	1	0	0	.647	.500	0

Matt Wilhite

RHP

For information, see 2009 Non-Roster Players Section.

Brian Wilson

RHP

AGE: 22 BORN: Jan. 16, 1987 in Sacramento, CA

BATS: Left THROWS: Right

HIGH SCHOOL: Rancho Bernardo HS (San Diego, CA)

FULL NAME: Brian Matthew Wilson

Year	Club	W-L	ERA	G	GS	CG	GF	SHO	SV	IP	H	R	ER	HR	HB	BB	IBB	SO	WP	BK	BA
2008	Angels (ASL)	0-0	0.00	1	0	0	0	0	0	1	0	0	0	0	0	0	0	1	0	0	.000

Michael Wing

INF

AGE: 20 BORN: Oct. 25, 1988 in Pasadena, CA

BATS & THROWS: Right

HIGH SCHOOL: Upland HS (CA)

FULL NAME: Michael Edward Wing

Year	Club	AVG	G	AB	R	H	2B	3B	HR	RBI	SH	SF	HBP	BB	IBB	SO	SB	CS	GDP	SLG	OBP	E
2007	Angels (ASL)	.272	42	162	27	44	7	5	1	21	1	1	3	11	0	40	3	1	5	.395	.328	10
2008	Angels (ASL)	.267	34	116	14	31	4	3	2	22	1	1	1	11	0	20	2	2	4	.405	.333	10
	Orem	.583	3	12	2	7	2	1	0	2	0	0	0	1	0	2	0	0	1	.917	.615	0
MINOR TOTALS		.283	79	290	43	82	13	9	3	45	2	2	4	23	0	62	5	3	10	.421	.342	20

Flint Wipke

C

For information, see 2009 Non-Roster Players Section.

Adam Younger

INF

AGE: 23 BORN: Aug. 25, 1985 in Ft. Myers, FL

BATS & THROWS: Right

HIGH SCHOOL: Ft. Myers HS (FL)

FULL NAME: Adam Christopher Younger

Year	Club	AVG	G	AB	R	H	2B	3B	HR	RBI	SH	SF	HBP	BB	IBB	SO	SB	CS	GDP	SLG	OBP	E
2008	Angels (ASL)	.292	34	106	20	31	6	0	0	14	3	1	7	18	0	22	2	1	3	.349	.424	9

MINOR LEAGUE SYSTEM



1330 AM

ESPI

DEPORTES

RADIO



2008 IN REVIEW

2009 ANGELS INFORMATION GUIDE

2008 REVIEW

2009 ANGELS INFORMATION GUIDE



Back Row (left to right): Joe Saunders, Justin Speier, Chris Bootcheck, John Lackey, Jered Weaver, Dustin Moseley, Ervin Santana, Darren Oliver, Robb Quinlan

Fourth Row (left to right): Nathan Haynes, Erick Aybar, Jeff Mathis, Garret Anderson, Scot Shields, Vladimir Guerrero, Mike Napoli, Kelvin Escobar, Gary Matthews, Jr., Howie Kendrick, Ryan Budde

Third Row (left to right): Dr. Craig Milhouse - Team Physician, Tom Taylor - Traveling Secretary, Diego Lopez - Senior Video Coordinator, Adam Nevala - Assistant Athletic Trainer, Brandon Wood, Reggie Willits, Chone Figgins, Francisco Rodriguez, Bartolo Colon, Maicer Izturis, Brenton De Chiaro - Bullpen Catcher, Brian Grapes - Strength and Conditioning Specialist, Ken Higdon - Clubhouse Manager, Dr. Lewis Yocum - Team Orthopedist, Dr. Orr Limpisvasti - Othropic Consultant

Second Row (left to right): Ned Bergert - Head Athletic Trainer, Mike Ashman - B.P. Consultant, Orlando Mercado - Bullpen Coach, Mike Butcher - Pitching Coach, Ron Roenicke - Bench Coach, Mike Scioscia - Manager, Alfredo Griffin - First Base Coach, Mickey Hatcher - Hitting Coach, Dino Ebel - Third Base Coach, Steve Soliz - Bullpen Catcher, Rick Smith - Athletic Trainer

First Row (left to right): Pablo Lopez, Geoff Bennett, Hector Vasquez, Scott Smith - Umpires' Room Attendant, Brian Harkins - Visiting Clubhouse Manager, Keith Tarter - Assistant Clubhouse Manager, Corey Morbeck, Michael Martinez, Shane Demmitt, Kris Constanti

Not Pictured: Orlando Cabrera, Casey Kotchman

WINS & LOSSES: Angels completed 2008 season with 100-62 record and first place finish in AL West, 21 games ahead of second place Texas...Club's win total is a franchise record, previously set in 2002 (99)...Angels became first MLB team since the 2005 St. Louis Cardinals (100 wins) to reach 100 wins and the first AL team to reach the mark since the 2004 New York Yankees (101 wins)...Angels and Houston are lone franchises with a 100-win season, yet no 100-loss seasons...Colorado is the lone club with neither 100 wins or losses in a season...Halos registered best record in baseball for first time in club's 48-year history...Halos also clinched home-field advantage throughout the playoffs...Angels' club-record 21-game lead in AL West marks largest since 1999 Cleveland Indians (21.5 games ahead of White Sox)...On Sept. 10, the Angels clinched their fourth division crown in the last five seasons and seventh overall...2008 marks the club's eighth all-time post-season berth (wild card entrant in 2002)...The Sept. 10 clinch date (Game #145) is the earliest the Angels clinched a division by date (previously Sept. 23, 2007) and by game (previously Game #153 in 1986) and the earliest any AL West team ever clinched the division...Angels were only team in AL with a winning record at home (50-31) and on the road (50-31)...Angels are first team to post 50 wins at home and on the road since 2005 St. Louis Cardinals (also 50-31 both home and road)...Club's road mark is best in franchise history...Halos were first team in Majors to reach 60 wins, 70 wins, 90 wins and the only club to win 100 contests in 2008...Halos finished 33-12-7 after 52 total series played...Angels were 53-27 vs. opponents above .500 (47-35 vs. teams under .500)...Angels registered winning record for the fifth straight season (94-68 in '07, 89-73 in '06, 95-67 in '05 & 92-70 in '04)...Marks first time Angels have ever had five consecutive winning seasons...Angels reached 90 victories for ninth time in club history and fifth time in seven seasons...Angels were in first place 138 consecutive days (since May 13) and 172 of 181 days this season...Since 2007, Angels have spent 343 of possible 361 days atop AL West...Halos finished 30-16 vs. AL East, 24-17 vs. AL Central, 36-21 vs. AL West...Angels finished 10-8 in Interleague play...Club was 57-38 at All-Star break, matching the Red Sox and Cubs for most wins in Majors...Marked second time in club history Angels had most wins in Majors at the break (57 in 2007 with Boston)...For the 11th time in club history, Angels reached the break in first place...Club registered winning records vs. Baltimore (6-3), Boston (8-1), New York (7-3), Toronto (6-3), Cleveland (5-4), Detroit (6-3), Kansas City (3-2), Minnesota (5-3), Oakland (10-9), Seattle (14-5), Texas (12-7), Washington (2-1) and Philadelphia (3-0)...The Angels finished with losing records against Tampa Bay (3-6), Atlanta (1-2) and New York Mets (1-2)...The club finished at .500 against Chicago (5-5) and Los Angeles (3-3)...Angels posted season-best seven-game win streak, May 31-June 7, while longest losing skid was also four contests, May 7-11...Angels swept seven series and were swept just once (May 9-1 at TB)...43 of 100 wins were in comeback fashion and 21 wins on season came in last at-bat...Angels were club record tying 39 games over .500, Sept. 25 (99-60)...Finished 31-21 in one-run games (club record 19-12 on road) and 30-7 in two-run contests (17-2 at home)...The club was 33-16 vs. left-handed starters and 67-46 vs. right-handed starters...Angels were 64-15 when they scored first (most wins in Majors)...Angels were 61-28 in games decided by two runs-or-less (most such wins in MLB)...Club posted nine walk-off wins...Angels have won 194 games since the beginning of last season and 81 of those (42%) have come by one run, the most such wins in the Majors during span...Angels largest lead was club-record 22 games (Sept. 22, 97-59 & Sept. 25, 99-60)...Eight rookies made their Major League debut with the Angels in 2008: Sean Rodriguez, Freddy Sandoval, Bobby Wilson, Nick Adenhart, Jose Arredondo, Kevin Jepsen, Darren O'Day & Alex Serrano.

NOTE: All information is exclusive of strike-shortened seasons.

FOLLOWING IS A LOOK AT THE 2008 ANGELS AT A GLANCE:

Final record	100-62
Final streak	Won 1
Pre-ASB record	57-38
Post-ASB record	43-24
Last homestand	1-2
Last road trip	7-3
Last 5 games	3-2
Last 10 games	7-3

NO. OF DAYS...

In first place	172
In second place	7
In third place	1
In fourth place	0

WHEN ANGELS...

Scored first	64-15
Scored second or shutout	36-47
Scored 4-or-more runs	79-24
Scored 3 runs-or-fewer	21-38
Lead after 7 innings	78-6
Trailed after 7 innings	7-47
Tied after 7 innings	15-9
Lead after 8 innings	86-4
Trailed after 8 innings	2-51
Tied after 8 innings	12-7
Extra Innings	3-5
Come-from-behind wins	43
Win/lose in final at-bat	21-15
Vs. LHS	33-16
Vs. RHS	67-46
Out-hit opponent	76-8
Out-hit by opponent	19-48
Opponent has equal hits	5-6
Collected 10-or-more hits	51-16
Allowed 10-or-more hits	25-44
Collected a home run	71-29
Allowed a home run	53-47
Committed an error	36-30

MONTHLY RECORD...

March/April	18-11 (15-11 in '07)
May	15-13 (18-11 in '07)
June	16-10 (17-9 in '07)
July	19-6 (12-12 in '07)
August	15-13 (18-11 in '07)
September/October	17-9 (14-14 in '07)

2008 IN REVIEW



2008 REVIEW

2009 ANGELS INFORMATION GUIDE

BATTING: Angels finished seventh in American League in batting (.268), after posting .284 mark in 2007 (4th)...The .268 average was lowest since similar mark in 2003...The Angels batted .277 at home and .260 on road...Club ranked 10th in runs scored (765), eighth in hits (1,486), ninth in home runs (159) and 10th in RBI (721)...Angels finished second with 129 stolen bases, lowest mark since 2003 (129)...The Angels were shutout six times (eight in 2007)...The Angels hit .276 vs. LHP and .265 vs. RHP...Club posted a .279 average with runners in scoring position and .270 mark with bases loaded... Angels designated hitters batted .270 with 24 home runs and 89 RBI...Pinch-hitters registered a .182 average (12/66) with no home runs and 13 RBI, the fewest pinch-hits in club history...Garret Anderson set or extended the Angels' all-time records in games (2,013), at-bats (7,989), runs (1,024), hits (2,368), total bases (3,743), extra-base hits (796), doubles (489) and RBI (1,292)...Guerrero maintained the club record for batting average (.323) and Figgins extended the career stolen base mark with 228...The Angels collected four grand slams (Napoli, Hunter - walkoff, Mathis & Teixeira) and two walkoff home runs (Hunter-grand slam & Napoli)... The Angels hit three consecutive home runs, Sept. 18 at Oakland (Morales, Napoli & Wood)...Among AL leaders, Figgins ranked sixth in stolen bases (34); Guerrero ranked 10th in slugging pct. (.521) and Anderson eighth in average with RISP (.338)...According to Stats LLC, Angels' baserunners went from 1st to 3rd on a single 105 times, most in Majors (tied with Twins)...Halos were 75-8 when outitting an opponent and 70-29 when collecting a home run.



Torii Hunter

WALK THIS WAY ANGELS WALK-OFF HRS SINCE 2000

Date	Opponent	Inning	Player
04/29/2000	TB	13	Salmon, Tim
05/14/2000	TEX	9	Spiezio, Scott
06/25/2000	MIN	11	Erstad, Darin
07/31/2000	DET	9	Spiezio, Scott
04/13/2001	SEA	9	Anderson, Garret
06/17/2001	LAD	9	Glaus, Troy
04/28/2002	TOR	14	Eckstein, David (Grand Slam)
05/08/2002	DET	9	Glaus, Troy
05/25/2002	MIN	13	Salmon, Tim
06/05/2002	TEX	10	Glaus, Troy
09/16/2003	OAK	9	Spiezio, Scott
09/23/2003	SEA	11	Salmon, Tim
07/31/2004	SEA	11	Guillen, Jose
08/29/2004	MIN	9	Kennedy, Adam
04/21/2005	CLE	10	Cabrera, Orlando
05/27/2005	KC	10	McPherson, Dallas
06/18/2005	FLA	10	Guerrero, Vladimir
09/05/2006	BAL	10	Kennedy, Adam
06/03/2007	BAL	9	Guerrero, Vladimir
04/07/2008	CLE	9	Hunter, Torri (Grand Slam)
09/12/2008	SEA	9	Napoli, Mike (2-run)

*courtesy of Elias Sports Bureau

PITCHING: The Angels finished with a 3.99 ERA, ranking third in AL (4.23 in 2007, 5th)...Club ranked first in saves (66-club record), third in complete games (7) and second in innings pitched (1,451.1)...The bullpen finished 27-22 and ranked fourth in AL with a 3.69 ERA...The pen walked 171 and struck out 379...Francisco Rodriguez led the way with a Major League record 62 saves in 69 opportunities... Starters compiled a 73-40 record (most wins in ML) with seven complete games, one shutout and a 4.14 ERA (5th in AL)...Eight Angels pitchers finished with a record above .500, led by Joe Saunders (17-7) and Ervin Santana (16-7)...Among AL leaders, Saunders ranked sixth in ERA (3.41), sixth in wins (17) and first in road ERA (2.55)...Santana ranked tied for seventh in wins (16), fourth in innings pitched (219), second in strikeouts (214), fifth in average against (.237), ninth in fewest walks per 9 IP (1.9) and third in strikeouts per 9 IP (8.8)...Rodriguez led the Majors in saves and games finished (69)...Scot Shields extended his club record to 41 wins as a reliever...Jose Arredondo allowed the fewest earned runs by an Angels rookie in club history (based on 40-or-more games)...Angels are first team with six players with 10-or-more wins since the 1998 Yankees (Pettitte, Wells, Cone, Hernandez, Irabu & Mendoza)...Marks first time in club history to accomplish feat...Club also had five starters with 10-or-more wins for the first time in club history...Halos were the only team in the AL with three starters (Saunders, Santana and Garland) in the top 15 in innings pitched...Angels used just seven different starting pitchers this season—tied for fewest in MLB with the Twins and Phillies.



Joe Saunders



Erick Aybar

FIELDING: Angels ranked tied for 4th in AL with .985 fielding percentage after finishing 10th in circuit in 2006 (.983)...The Angels committed 91 errors in 162 games...Of the 91 miscues, 11 were committed by pitchers, 16 by catchers, 5 by first basemen, eight by second basemen, 14 by third basemen, 22 by shortstops and 15 by outfielders...Angels outfielders combined for 31 assists...The errors and 10 passed balls accounted for 53 unearned runs...The Angels utilized 19 pitchers, four catchers, six first basemen, seven second basemen, seven third basemen, four shortstops and eight outfielders...Angels tied club record with 96 errorless games...Garret Anderson extended club career record for games played in the outfield (1,755).

ATTENDANCE: Angels finished with a home attendance of 3,336,744, the second highest mark in the AL and fifth highest in the major leagues...The Angels road attendance was 2,399,332, fifth lowest in the circuit...Home attendance marked the sixth consecutive season over three million fans, 11 straight season above the two million mark, 25th time in club history, while road attendance figures marked the 16th time over two million fans...The club set home attendance game highs against three opponents and record for largest four-game series on the road (at New York)...Angels season-high attendance at home was 44,260, July 18 vs. Boston...The club enjoyed 29 sellouts at Angel Stadium of Anaheim in 2008 and own 250 in the history of the renovated ballpark.

2008 REVIEW

2009 ANGELS INFORMATION GUIDE

DISABLING INJURIES: Angels used the disabled list 16 times (12 players) in 2008...Angels players together missed a total of 795 games when on the disabled list, equivalent to 4.91 seasons on the DL...Two Angels finished the season on the disabled list (Maicer Izturis & Kelvim Escobar).

Chris Bootcheck

Strained Left Oblique
Strained Right Forearm

Maicer Izturis

Strained Lower Back
Torn Ulnar Collateral Ligament (surgery)

Erick Aybar

Dislocated Right Pinky Finger

Kelvim Escobar

Torn Right Labrum

Shane Loux

Oral Surgery

Reggie Willits

Mild Concussion

Howie Kendrick

Strained Left Hamstring

John Lackey

Strained Left Hamstring

Dustin Moseley

Strained Right Triceps

Chone Figgins

Right Forearm Tightness

Strained Right Hamstring

Scot Shields

Tightness Right Forearm

Mike Napoli

Irritation Right Shoulder

March 29 (retro to 3/21) - April 19

June 9 - July 4

May 1 (retro to 4/28) - May 12

August 15 (retro to 8/14) - rest of season

May 21 - June 17

March 29 (retro to 3/21) - rest of season

August 31 (retro to 8/28) - Sept. 11

August 9 - August 26

August 28 - Sept. 21

April 19 (retro to 4/14) - May 29

March 29 (retro to 3/21) - May 13

May 4 - May 26

May 30 (retro to 5/22) - June 12

May 11 (retro to 5/4) - May 20

March 29 (retro to 3/21) - April 4

July 7 (retro to 6/6) - Aug. 7

CONSISTENT PLAY: Halos were 17-9 in Sept. to secure their 15th consecutive month with a .500 or better record... Angels have not finished with a monthly record under .500 since a 12-14 showing in June of 2006...The longest current streaks of .500 or better months are:

15	Angels	July 2006 - Sept. 2008
7	Chicago Cubs	Sept. 2007- Sept. 2008

ANGELS TO HOST 2010 ALL-STAR GAME: A ceremony was held at Angel Stadium on May 28 with Commissioner Bud Selig announcing the Angels will host the 81st All-Star Game in 2010...It will mark the third time the Halos hosted the Mid-Summer Classic (1967 & 1989)...The 2010 campaign will also mark the Angels' 50th season of Major League Baseball.

MIGHTY MIKE: Under Mike Scioscia, the Angels have claimed four AL West titles in the last five seasons...The four division crowns in the five-year span surpasses the total for the franchise over the previous 42 seasons ('79, '82 & '86)...In his 9th season with the Halos, Scioscia is the longest tenured manager in the American League.

HALO NEW YORK: Three Angels were selected to represent Angels and American League at 79th All-Star Game held at Yankee Stadium on July 15... RHP Francisco Rodriguez made his third AL team (2004 & 2007), while RHP Ervin Santana and LHP Joe Saunders each made their first All-Star club... Saunders became the Angels first left-handed pitcher to make the squad since Chuck Finley in 1996...Marked first time Angels had three pitchers selected to an All-Star team and second time two starting pitchers have come from the Angels (1973 - Nolan Ryan & Bill Singer)...In the game won by the AL 4-3 in 15 innings, Rodriguez appeared in the ninth inning (.1 IP, 1 BB), Santana pitched the fifth frame (1 H, 1 R, 1 ER, 1 HR, 2 SO - HR by Matt Holliday) and Saunders pitched the third inning (1 H).



Mike Scioscia

IT'S A STRANGE GAME: Angels became the second team since 1900 to allow 20 hits in a game (July 10 at Rangers) and win (11-10 in 11 inn.) and hold an opponent hitless (June 28 at Dodgers) and lose (0-1) in the same season (1992 Red Sox).

2008 TRANSACTIONS

2009 ANGELS INFORMATION GUIDE

JANUARY

- 4: Designated for assignment **Chris Bootcheck (RHP)**.
- 10: Outrighted **Chris Bootcheck (RHP)** to Salt Lake and invited him to Spring Training as non-roster player.
- 16: Agreed to terms on 2007 contracts with **Francisco Rodriguez (RHP)** and **Scot Shields (RHP)** and two-year contract with **Robb Quinlan (INF)** for 2007-08 seasons, thus avoiding arbitration on all three players.

FEBRUARY

- 14: Agreed to terms on 2007 contracts with **Jose Arredondo (RHP)**, **Matt Brown (INF)**, **Terry Evans (OF)**, **Nick Gorneault (OF)**, **Steven Shell (RHP)** and **Bobby Wilson (C)**.
- 21: Agreed to terms on 2007 contracts with **Howie Kendrick (INF)**, **Casey Kotchman (INF)**, **Jeff Mathis (C)**, **Dustin Moseley (RHP)** and **Phil Seibel (LHP)**.

MARCH

- 2: Agreed to terms on 2007 contracts with **Erick Aybar (INF)**, **Maicer Izturis (INF)**, **Greg Jones (RHP)**, **Dallas McPherson (INF)**, **Tommy Murphy (OF)**, **Mike Napoli (C)**, **Chris Resop (RHP)**, **Ervin Santana (RHP)** and **Reggie Willits (OF)**; Renewed contracts of **Joe Saunders (LHP)** and **Jered Weaver (RHP)**.
- 8: Reassigned to minor league camp **Brenton Del Chiaro (C)**, **Tommy Mendoza (RHP)** and **Robert Mosebach (RHP)**.
- 10: Reassigned to minor league camp **Tim Duff (C)**, **Ben Johnson (C)**, **Brett Martinez (C)** and **Flint Wipke (C)**.
- 11: Reassigned to minor league camp **Ryan Aldridge (RHP)**, **Nick Green (RHP)** and **Kasey Olenberger (RHP)**.
- 12: Optioned **Steven Shell (RHP)** and **Terry Evans (OF)** to Salt Lake; Optioned **Jose Arredondo (RHP)** to Arkansas; Reassigned to minor league camp **Mike Eytward (INF)**, **Aaron Peel (OF)**, **Sean Rodriguez (INF)** and **Hainley Statia (INF)**.
- 13: Reassigned to minor league camp **Casey Smith (INF)**.
- 18: Optioned **Phil Seibel (LHP)**, **Bobby Wilson (C)** and **Matt Brown (INF)** to Salt Lake; Reassigned to minor league camp **Nick Adenhardt (RHP)**, **Marcus Gwyn (RHP)**, **Brandon Wood (INF)** and **Nathan Haynes (OF)**.
- 26: Optioned **Greg Jones (RHP)** to Salt Lake.
- 27: Reassigned to minor league camp **Matt Hensley (RHP)**.
- 29: Agreed to terms on four-year contract with **Scot Shields (RHP)**.
- 31: Reassigned **Alex Serrano (RHP)**, **Matt Wilhite (RHP)** and **Curtis Pride (OF)** to minor league camp; Optioned **Nick Gorneault (OF)**, **Jeff Mathis (C)**, **Kendry Morales (INF)** and **Chris Resop (RHP)** to Salt Lake; Selected contract of **Chris Bootcheck (RHP)** from Salt Lake; Placed on disabled list (retroactive to March 23) **Bartolo Colon (RHP-15-day)**; Recovery from strained right Lattissimus Dorsi muscle), **Chone Figgins (INF-15 day)**; Fractured index and middle fingers right hand), **Dallas McPherson (INF-60-day)**; Recovery from lower back surgery), **Juan Rivera (OF-15-day)**, Broken left lower leg) and **Jered Weaver (RHP-15-day)**; Recovery from biceps tendinitis).

APRIL

- 13: Placed **Kelvim Escobar (RHP)** on 15-day disabled list (retroactive to April 9) due to right shoulder irritation; Recalled **Greg Jones (RHP)** from Salt Lake
- 17: Recalled from rehab and activate **Jered Weaver (RHP)** from 15-day disabled list; Designated for assignment **Greg Jones (RHP)**.
- 18: Placed **Howie Kendrick (INF)** on 15-day disabled list due to non-displaced fracture of middle finger of left hand.
- 19: Announced **Greg Jones (RHP)** cleared optional waivers and was optioned to Salt Lake.
- 20: Recalled **Kendry Morales (INF)** from Salt Lake.
- 21: Recalled from rehab and activated **Bartolo Colon (RHP)** from 15-day disabled list; Optioned **Joe Saunders (LHP)** to Salt Lake.
- 24: Activated **Kelvim Escobar (RHP)** from 15-day disabled list; Optioned **Tommy Murphy (OF)** to Salt Lake.
- 26: Optioned **Kendry Morales (INF)** to Salt Lake; Transferred **Juan Rivera (OF)** to 60-day disabled list; Selected contract of **Brandon Wood (INF)** from Salt Lake.
- 30: Optioned **Brandon Wood (INF)** to Salt Lake; Recalled from rehab and activated from 15-day DL **Chone Figgins (INF)**.

2008 TRANSACTIONS

2009 ANGELS INFORMATION GUIDE

MAY

- 3: Placed **Maicer Izturis (INF)** on 15-day DL (retro to April 30) due to tight right hamstring; Recalled **Brandon Wood (INF)** from Salt Lake.
- 4: Placed **Garret Anderson (OF)** on 15-day DL (retro to April 28) due to torn right hip flexor tendon; Recalled **Tommy Murphy (RHP)** from Salt Lake.
- 8: Placed **Justin Speier (RHP)** on 15-day DL (retro to April 30) due to non-baseball related medical condition; Recalled **Kendry Morales (INF)** from Salt Lake.
- 8: Optioned **Brandon Wood (INF)** to Salt Lake; Recalled **Matt Brown (INF)** from Salt Lake.
- 15: Optioned **Matt Brown (INF)** to Salt Lake; Activated **Maicer Izturis (INF)** from 15-day disabled list.
- 22: Placed **Maicer Izturis (INF)** on 15-day DL (retro to May 21) due to irritation right hamstring; Recalled from rehab and activated from 15-day DL **Howie Kendrick (INF)**.
- 28: Optioned **Tommy Murphy (OF)** to Salt Lake; Requested unconditional release waivers on **Phil Seibel (LHP)**; Selected contract of **Nathan Haynes (OF)** from Salt Lake.

JUNE

- 2: Optioned **Kendry Morales (INF)** to Salt Lake; Recalled **Joe Saunders (LHP)** from Salt Lake.
- 3: Optioned **Joe Saunders (LHP)** to Salt Lake.
- 3: Recalled from rehab and activated from 15-day DL **Garret Anderson (OF)**.
- 15: Recalled **Maicer Izturis (INF)** from rehabilitation.
- 17: Placed **Garret Anderson (OF)** on 15-day disabled list due to strained right hip flexor; Recalled **Terry Evans (OF)** from Salt Lake.
- 22: Optioned **Terry Evans (OF)** to Salt Lake; Recalled **Joe Saunders (LHP)** from Salt Lake.
- 23: Optioned **Joe Saunders (LHP)** to Salt Lake; Recalled **Kendry Morales (INF)** from Salt Lake.
- 29: Designated **Shea Hillenbrand (INF)** for assignment; Recalled **Nick Gorneault (OF)** from Salt Lake.

JULY

- 2: Placed **Mike Napoli (C)** on 15-day disabled list due to high left ankle sprain; Placed **Erick Aybar (INF)** on 15-day DL due to surgery to remove hook of hamate right wrist; Optioned **Nick Gorneault (OF)** to Salt Lake; Recalled **Jeff Mathis (C)** from Salt Lake; Recalled from rehab and activated from DL **Garret Anderson (OF)** and **Maicer Izturis (INF)**.
- 3: Designated **Hector Carrasco (RHP)** for assignment; Recalled **Chris Resop (RHP)** from Salt Lake.
- 9: Requested unconditional release waivers on **Shea Hillenbrand (INF)**.
- 11: Requested unconditional release waivers on **Hector Carrasco (RHP)**.
- 13: Placed **Chris Resop (RHP)** on 15-day disabled list (retroactive to July 9) due to tendinitis right triceps; Recalled from rehab and activated from 15-day disabled list **Justin Speier (RHP)**.
- 13: Placed **Howie Kendrick (INF)** on 15-day disabled list (retroactive to July 8) due to a non-displaced fracture of left index finger; Recalled **Brandon Wood (INF)** from Salt Lake.
- 18: Optioned **Ervin Santana (RHP)** to Salt Lake; Activated **Mike Napoli (C)** from 15-day disabled list.
- 21: Acquired **Jeff Kennard (RHP)** from New York Yankees in exchange for **Jose Molina (C)**.
- 22: Recalled **Joe Saunders (LHP)** from Salt Lake.
- 24: Placed **Bartolo Colon (RHP)** on 15-day disabled list due to irritation right elbow; Optioned **Kendry Morales (INF)** to Salt Lake; Recalled **Greg Jones (RHP)** from Salt Lake; Selected contract of **Marc Gwyn (RHP)** from Salt Lake.
- 28: Placed **Mike Napoli (C)** on 15-day disabled list due to strained right hamstring; Selected contract of **Ryan Budde (C)**.
- 30: Optioned **Brandon Wood (INF)** to Salt Lake; Recalled **Matt Brown (INF)** from Salt Lake.



Jeff Mathis

2008 TRANSACTIONS

2009 ANGELS INFORMATION GUIDE

AUGUST

- 6: Optioned **Marc Gwyn (RHP)** to Salt Lake; Recalled from rehab and activated from 15-day disabled list **Erick Aybar (INF)**.
- 17: Optioned **Matt Brown (INF)** to Salt Lake; Recalled **Ervin Santana (RHP)** from Salt Lake.
- 19: Optioned **Greg Jones (RHP)** to Salt Lake; Recalled **Marc Gwyn (RHP)** from Salt Lake.
- 20: Placed **Erick Aybar (INF)** on 15-day disabled list due to strained left hamstring; Recalled from rehabilitation and activated from 15-day disabled list **Howie Kendrick (INF)**.
- 22: Optioned **Marc Gwyn (RHP)** to Salt Lake; Recalled **Brandon Wood (INF)** from Salt Lake.
- 24: Optioned **Brandon Wood (INF)** to Salt Lake; Recalled **Kendry Morales (INF)** from Salt Lake.
- 31: Outrighted **Steven Shell (RHP)** to Salt Lake.

SEPTEMBER

- 1: Transferred **Chris Resop (RHP)** to 60-day disabled list; Selected contracts of **Jason Bulger (RHP)** and **Rich Thompson (RHP)** from Salt Lake; Activated **Mike Napoli (C)** from 15-day disabled list; Transferred **Jose Arredondo (RHP)** to Salt Lake.
- 2: Designated **Greg Jones (RHP)** for assignment; Recalled **Juan Rivera (OF)** from rehabilitation and activated him from 60-day disabled list.
- 4: Outrighted **Greg Jones (RHP)** to Salt Lake; Recalled **Marc Gwyn (RHP)** from Salt Lake.
- 5: Activated **Erick Aybar (INF)** from 15-day disabled list.
- 9: Recalled from rehabilitation and activated **Bartolo Colon (RHP)** from 15-day disabled list.
- 11: Recalled **Terry Evans (OF)** and **Brandon Wood (INF)** from Salt Lake.
- 12: Recalled **Tommy Murphy (OF)** from Salt Lake.

OCTOBER

- 25: Announced **Chris Resop (RHP)** was claimed off waivers by Atlanta.
- 29: Announced **Tommy Murphy (OF)** and **Marc Gwyn (RHP)** were outrighted off 40-man roster; **Nick Gorneault (OF)** was claimed off waivers by Texas.

NOVEMBER

- 6: Announced **Nick Green (RHP)** and **Sean Rodriguez (INF)** have been added to 40-man roster.
- 13: Activated **Dallas McPherson (INF)** from 60-day disabled list.
- 19: Acquired **Jon Garland (RHP)** from Chicago in exchange for **Orlando Cabrera (INF)** and cash.
- 21: Agreed to terms on five-year contract with free agent **Torii Hunter (OF)**.

DECEMBER

- 6: **Rafael Cruz Chavez (RHP)**, **Francisco Cordova (RHP)** and **Baltazar Lopez (INF)** were selected by other clubs in the Double-A Phase of the Rule 5 draft.
- 12: Announced **Dallas McPherson (INF)** will not be tendered a contract for 2008 season.

MONSTER MONTHS

Last 30 years, Angels with .400+ batting averages in a calendar month (minimum: 75 at-bats)

Player	Month	Yr.	Avg.
Chone Figgins	JUNE	2007	.461 (53/115)
Bengie Molina	MAY	2000	.461 (35/76)
Rod Carew	APRIL	1983	.449 (35/78)
Darin Erstad	APRIL	2000	.449 (48/107)
Vladimir Guerrero	JUNE	2005	.443 (35/79)
Rod Carew	MAY	1983	.438 (39/89)
Johnny Ray	APRIL	1988	.438 (35/80)
Adam Kennedy	JUNE	2005	.435 (37/85)
Garret Anderson	JULY	1998	.411 (44/107)
Garret Anderson	JULY	1995	.410 (43/105)
Adam Kennedy	AUG.	2002	.404 (36/89)
Lyman Bostock	JUNE	1978	.404 (44/109)
Luis Polonia	SEPT.	1990	.402 (35/87)

*Courtesy of Elias Sports Bureau



2008 DAY-BY-DAY

2009 ANGELS INFORMATION GUIDE

PITCHER IN CAPS REPRESENTS COMPLETE GAME

Game	Date	Opp.	W-L	Score	WINNER	LOSER	Rec.	Pos.	GA/GB	Attd.	Total
1	3/31	@MIN	L	2-3	Hernandez (1-0)	Weaver (0-1)	0-1	T3	-1	49,596	49,596
2	4/1	@MIN	W	9-1	Garland (1-0)	Bonser (0-1)	1-1	T1	---	24,586	74,182
3	4/2	@MIN	W	1-0	Saunders (1-0)	Blackburn (0-1)	2-1	T1	---	21,832	96,014
4	4/3	@MIN	W	5-4	Santana (1-0)	Slowey (0-1)	3-1	1	+0.5	17,084	113,098
5	4/4	TEX	L	6-11	Gabbard (1-0)	Moseley (0-1)	3-2	1	+0.5	43,838*	43,838
6	4/5	TEX	W	2-1	Weaver (1-2)	MILLWOOD (0-2)	4-2	1	+1.0	41,170	85,008
7	4/6	TEX	L	4-10	Padilla (1-0)	Garland (1-1)	4-3	1	+0.5	39,242	124,250
8	4/7	CLE	W	6-4	Shields (1-0)	Borowski (0-1)	5-3	1	+1.0	35,014	159,264
9	4/8	CLE	L	3-4	WESTBROOK (1-1)	Speier (0-1)	5-4	1	+0.5	37,587	196,851
10	4/9	CLE	W	9-5	Moseley (1-1)	Byrd (0-2)	6-4	1	+0.5	36,168	233,019
-	4/10	-	-	-	OFF	DAY	6-4	T1	---	-	-
11	4/11	@SEA	L	5-8	Hernandez (1-0)	Weaver (1-2)	6-5	2	-1.0	28,915	142,013
12	4/12	@SEA	L	3-8	Silva (2-0)	Garland (1-2)	6-6	T2	-2.0	34,963	176,976
13	4/13	@SEA	W	10-5	Saunders (2-0)	Baek (0-1)	7-6	2	-1.0	30,664	207,640
14	4/14	@TEX	W	7-4	Santana (2-0)	Jennings (0-3)	8-6	2	-1.0	16,541	224,181
15	4/15	@TEX	W	7-4	Oliver (1-0)	Rupe (1-1)	9-6	T1	---	15,595	239,776
16	4/16	KC	L	2-3	Meche (1-2)	Weaver (1-3)	9-7	T1	---	41,336	274,355
17	4/17	KC	W	5-3	Garland (2-2)	Tomko (1-2)	10-7	1	+1.0	40,021	314,376
18	4/18	SEA	W	5-4	Saunders (3-0)	Dickey (0-1)	11-7	1	+1.0	43,939*	358,315
19	4/19	SEA	W	4-1	Santana (3-0)	Washburn (1-3)	12-7	1	+1.0	43,959*	402,274
20	4/20	SEA	L	2-4	Batista (2-2)	Moseley (1-2)	12-8	T1	---	43,631*	445,905
-	4/21	-	-	-	OFF	DAY	12-8	T1	---	-	-
21	4/22	@BOS	L	6-7	Timlin (2-1)	Oliver (1-1)	12-9	T1	---	37,982	277,758
22	4/23	@BOS	W	6-4	Garland (3-2)	Hansen (0-1)	13-9	T1	---	38,172	315,930
23	4/24	@BOS	W	7-5	Saunders (4-0)	Delcarmen (0-1)	14-9	T1	---	37,848	353,778
24	4/25	@DET	W	4-3	Santana (4-0)	Robertson (0-3)	15-9	T1	---	40,380	394,158
25	4/26	@DET	L	4-6	Lopez (2-0)	O'Day (0-1)	15-10	T1	---	42,068	436,226
26	4/27	@DET	W	6-2	Weaver (2-3)	Verlander (1-4)	16-10	T1	---	36,347	472,573
27	4/28	OAK	L	2-14	Gaudin (3-1)	Garland (3-3)	16-11	2	-1.0	37,725	483,630
28	4/29	OAK	W	2-0	Saunders (5-0)	SMITH (2-1)	17-11	T1	---	35,764	519,394
29	4/30	OAK	W	6-1	Santana (5-0)	Eveland (3-2)	18-11	1	+1.0	35,301	554,695
30	5/1	OAK	L	8-15	Duchscherer (2-1)	Moseley (1-3)	18-12	T1	---	37,396	592,091
31	5/2	BAL	L	3-4	Guthrie (1-3)	Weaver (2-4)	18-13	T1	---	41,515	633,606
32	5/3	BAL	W	3-1	Garland (4-3)	Cabrera (2-1)	19-13	1	+1.0	37,601	671,207
33	5/4	BAL	W	6-5	Saunders (6-0)	Trachsel (1-4)	20-13	1	+1.0	39,273	710,480
34	5/5	@KC	W	4-0	SANTANA (6-0)	Ramirez (0-1)	21-13	1	+1.0	12,157	484,730
35	5/6	@KC	W	5-3	Oliver (2-1)	Bannister (3-4)	22-13	1	+1.0	11,354	496,084
36	5/7	@KC	L	4-9	Greinke (4-1)	Weaver (2-5)	22-14	T1	---	11,054	507,168
-	5/8	-	-	-	OFF	DAY	22-14	T1	---	-	-
37	5/9	@TB	L	0-2	SHIELDS (4-2)	Speier (0-2)	22-15	T1	---	12,039	519,207
38	5/10	@TB	L	0-2	Kazmir (1-1)	Saunders (6-1)	22-16	T1	---	25,512	545,719

2008 IN REVIEW



John Lackey



2008 DAY-BY-DAY

2009 ANGELS INFORMATION GUIDE

Game	Date	Opp.	W-L	Score	WINNER	LOSER	Rec. Pos.	GA/GB	Attd.	Total	
39	5/11	@TB	L	5-8	Howell (2-0)	Speier (0-3)	22-17	2	-1.0	13,010	558,729
40	5/12	CWS	W	10-7	Adenhardt (1-0)	Buehrle (1-5)	23-17	2	-0.5	38,720	749,200
41	5/13	CWS	W	2-0	Shields (2-0)	Dotel (1-2)	24-17	1	+0.5	35,333	784,533
42	5/14	CWS	L	1-6	Contreras (4-3)	Shields (2-1)	24-18	1	+0.5	37,059	821,592
43	5/15	CWS	L	3-4	Dotel (2-2)	Rodriguez (0-1)	24-19	1	+0.5	41,444	863,036
44	5/16	LAD	W	4-2	Saunders (7-1)	Kuroda (1-3)	25-19	1	+1.5	44,047*	907,083
45	5/17	LAD	L	3-6	Kuo (3-1)	Santana (6-1)	25-20	1	+0.5	43,906*	950,989
46	5/18	LAD	W	10-2	Weaver (3-5)	Lowe (2-4)	26-20	1	+1.5	44,007*	994,996
-	5/19	-	-	-	OFF	DAY	26-20	1	+2.0	-	-
47	5/20	@TOR	W	3-1	Lackey (1-0)	McGowan (2-4)	27-20	1	+3.0	31,487	590,216
48	5/21	@TOR	W	4-2	Garland (5-3)	Marcum (4-3)	28-20	1	+3.0	20,163	610,379
49	5/22	@TOR	L	3-4	Burnett (5-4)	Santana (6-2)	28-21	1	+2.5	22,007	632,386
50	5/23	@CWS	W	3-1	Saunders (8-1)	FLOYD (4-3)	29-21	1	+2.5	28,156	660,542
51	5/24	@CWS	W	2-0	Weaver (4-5)	Danks (3-4)	30-21	1	+2.5	38,438	698,980
52	5/25	@CWS	L	2-3	Linebrink (2-0)	LACKEY (1-1)	30-22	1	+1.5	36,195	735,175
53	5/26	DET	W	1-0 (12)	Arredondo (1-0)	Dolsi (0-1)	31-22	1	+2.0	41,031	1,036,027
54	5/27	DET	W	3-2	SANTANA (7-2)	Lopez (2-1)	32-22	1	+2.0	36,569	1,072,596
55	5/28	DET	L	2-6	Galarraga (4-2)	Saunders (8-2)	32-23	1	+2.0	42,191	1,114,787
-	5/29	-	-	-	OFF	DAY	32-23	1	+2.5	-	-
56	5/30	TOR	L	4-10	McGowan (4-4)	Weaver (4-6)	32-24	1	+2.5	42,577	1,157,364
57	5/31	TOR	W	3-2 (10)	Shields (3-1)	Tallet (0-1)	33-24	1	+3.5	43,645*	1,201,009
58	6/1	TOR	W	4-3	Arredondo (2-0)	Ryan (1-1)	34-24	1	+3.5	40,026	1,241,035
59	6/2	@SEA	W	4-2	Santana (8-2)	Washburn (2-7)	35-24	1	+3.5	22,110	757,285
60	6/3	@SEA	W	5-4	Saunders (9-2)	Bedard (4-4)	36-24	1	+3.5	23,534	780,819
61	6/4	@SEA	W	5-4	Weaver (5-6)	Silva (3-6)	37-24	1	+3.5	32,774	813,593
-	6/5	-	-	-	OFF	DAY	37-24	1	+3.5	-	-
62	6/6	@OAK	W	3-1	Lackey (2-1)	Blanton (3-8)	38-24	1	+4.5	25,120	838,713
63	6/7	@OAK	W	5-3	Garland (6-3)	Smith (3-5)	39-24	1	+5.5	29,294	868,007
64	6/8	@OAK	L	3-7 (12)	Ziegler (1-0)	Bootcheck (0-1)	39-25	1	+4.5	26,332	894,339
65	6/9	TB	L	4-13	Jackson (4-5)	Saunders (9-3)	39-26	1	+4.0	42,019	1,283,054
66	6/10	TB	W	6-1	Weaver (6-6)	SHIELDS (4-5)	40-26	1	+5.0	37,622	1,320,664
67	6/11	TB	W	4-2	Lackey (3-1)	Kazmir (6-2)	41-26	1	+5.0	36,610	1,357,286
-	6/12	-	-	-	OFF	DAY	41-26	1	+5.5	-	-
68	6/13	ATL	L	2-5	Reyes (3-4)	Garland (6-4)	41-27	1	+4.5	43,919*	1,401,205
69	6/14	ATL	L	4-9	Morton (1-0)	Santana (8-3)	41-28	1	+3.5	43,894*	1,405,099
70	6/15	ATL	W	2-0	Saunders (10-3)	CAMPILLO (2-1)	42-28	1	+3.5	43,723*	1,488,822
71	6/16	NYM	L	6-9	Pelfrey (3-6)	Weaver (6-7)	42-29	1	+3.0	39,229	1,528,051
72	6/17	NYM	W	6-1	Lackey (4-1)	Santana (7-5)	43-29	1	+3.0	40,122	1,568,173
73	6/18	NYM	L	4-5 (10)	Sanchez (3-0)	Speier (1-4)	43-30	1	+3.0	43,138	1,611,311
-	6/19	-	-	-	OFF	DAY	43-30	1	+3.5	-	-
74	6/20	@PHI	W	7-1	Santana (9-3)	Eaton (2-5)	44-30	1	+3.5	45,033	939,372
75	6/21	@PHI	W	6-2	Saunders (11-3)	Myers (3-9)	45-30	1	+4.5	45,196	984,568
76	6/22	@PHI	W	3-2	Weaver (7-7)	Hamels (7-5)	46-30	1	+4.5	44,571	1,029,139
77	6/23	@WASH	W	3-2	Lackey (5-1)	Rivera (3-4)	47-30	1	+5.0	24,805	1,053,944
78	6/24	@WASH	W	8-3	Garland (7-4)	Hill (1-5)	48-30	1	+5.0	28,531	1,082,475
79	6/25	@WASH	L	4-5	Rauch (4-1)	Shields (3-2)	48-31	1	+5.0	29,180	1,111,655
-	6/26	-	-	-	OFF	DAY	48-31	1	+4.5	-	-
80	6/27	@LAD	L	0-6	Park (3-2)	Saunders (11-4)	48-32	1	+3.5	50,419	1,161,074
81	6/28	@LAD	L	0-1	Billingsley (7-7)	Weaver (7-8)	48-33	1	+3.5	55,784	1,216,858
82	6/29	@LAD	W	1-0	Lackey (6-1)	Lowe (5-8)	49-33	1	+4.5	48,155	1,265,013
83	6/30	OAK	L	1-6	SMITH (5-6)	Garland (7-5)	49-34	1	+3.5	42,046	1,653,357
84	7/1	OAK	W	5-3	Shields (4-2)	Embree (1-3)	50-34	1	+4.5	42,047	1,695,404
85	7/2	OAK	W	7-4	Saunders (12-4)	Foulke (0-3)	51-34	1	+5.5	41,091	1,736,495
-	7/3	-	-	-	OFF	DAY	51-34	1	+5.0	-	-
86	7/4	TOR	W	8-2	Weaver (8-8)	Burnett (8-8)	52-34	1	+5.0	44,021*	1,780,516
87	7/5	TOR	L	5-7	Halladay (10-6)	Lackey (6-2)	52-35	1	+5.0	43,766*	1,824,283
88	7/6	TOR	W	7-1	GARLAND (8-5)	Litsch (8-5)	53-35	1	+6.0	41,026	1,865,309
89	7/7	@TEX	W	9-6	Santana (10-3)	Mendoza (1-3)	54-35	1	+6.0	21,170	1,286,183
90	7/8	@TEX	L	2-3	Harrison (1-0)	SAUNDERS (12-5)	54-36	1	+5.0	18,788	1,304,971
91	7/9	@TEX	L	4-5	Wright (5-3)	Rodriguez (0-2)	54-37	1	+5.0	24,515	1,329,486
92	7/10	@TEX	W	11-10 (11)	Speier (1-4)	Wright (5-4)	55-37	1	+5.0	23,262	1,352,748
93	7/11	@OAK	L	2-9	Gallagher (1-0)	Garland (8-6)	55-38	1	+4.0	31,372	1,384,120
94	7/12	@OAK	W	4-1	Santana (11-3)	Eveland (7-6)	56-38	1	+5.0	27,161	1,411,281
95	7/13	@OAK	W	4-3	Arredondo (3-0)	Street (2-3)	57-38	1	+6.0	29,352	1,440,633
-	7/14-17	-	-	-	ALL-STAR BREAK AT YANKEE STADIUM	-	-	-	-	-	-
96	7/18	BOS	W	11-3	Lackey (7-2)	Buchholz (2-5)	58-38	1	+7.0	44,260*	1,909,569
97	7/19	BOS	W	4-2	Arredondo (4-0)	BECKETT (9-6)	59-38	1	+8.0	44,005*	1,953,574
98	7/20	BOS	W	5-3	Oliver (3-1)	Wakefield (6-7)	60-38	1	+9.0	44,164*	1,997,738
99	7/21	CLE	L	2-5	Byrd (4-10)	Santana (11-4)	60-39	1	+8.5	43,037	2,040,775
100	7/22	CLE	W	3-2	Oliver (4-1)	Ginter (1-1)	61-39	1	+9.0	43,505*	2,084,280



2008 DAY-BY-DAY

2009 ANGELS INFORMATION GUIDE

Game	Date	Opp.	W-L	Score	WINNER	LOSER	Rec. Pos.	GA/GB	Attd.	Total
101	7/23	CLE	W	14-11	Lackey (8-2)	Laffey (5-7)	62-39	+10.0	42,187	2,126,467
	7/24	-	-	-	OFF	DAY	62-39	+10.0	-	-
102	7/25	@BAL	W	6-5	Saunders (13-5)	Burres (7-7)	63-39	+10.5	27,999	1,468,632
103	7/26	@BAL	W	11-6	Garland (9-6)	Liz (4-3)	64-39	+10.5	21,819	1,480,451
104	7/27	@BAL	L	2-5	Olson (7-5)	Santana (11-5)	64-40	+10.5	23,365	1,503,816
105	7/28	@BOS	W	7-5	Weaver (9-8)	Matsuzaka (11-2)	65-40	+11.5	37,830	1,541,646
106	7/29	@BOS	W	6-2	Lackey (9-2)	Buchholz (2-6)	66-40	+11.5	38,110	1,579,756
107	7/30	@BOS	W	9-2	Saunders (14-5)	Beckett (9-8)	67-40	+11.5	38,042	1,617,798
108	7/31	@NYY	W	12-6	Garland (10-6)	Pettitte (12-8)	68-40	+12.5	53,405	1,671,203
109	8/1	@NYY	W	1-0	Santana (12-5)	Rivera (4-4)	69-40	+12.5	53,997	1,725,200
110	8/2	@NYY	L	2-8	Mussina (14-7)	Weaver (9-9)	69-41	+12.5	54,170	1,779,370
111	8/3	@NYY	L	9-14	Geise (3-0)	Shields (4-3)	69-42	+11.5	54,204	1,833,574
112	8/4	BAL	W	6-5	Rodriguez (1-2)	Sherrill (3-5)	70-42	+11.5	41,902	2,168,369
113	8/5	BAL	L	0-3	Waters (1-0)	Garland (10-7)	70-43	+10.5	44,027*	2,212,396
114	8/6	BAL	W	9-4	Santana (13-5)	Olson (8-6)	71-43	+11.5	40,130	2,252,526
	8/7	-	-	-	OFF	DAY	71-43	+12.0	-	-
115	8/8	NYY	W	10-5	Weaver (10-9)	Kennedy (0-4)	72-43	+13.0	44,158*	2,296,684
116	8/9	NYY	W	11-4	Shields (5-3)	Ramirez (3-1)	73-43	+14.0	43,919*	2,340,603
117	8/10	NYY	W	4-3	Rodriguez (2-2)	Marte (0-2)	74-43	+14.0	44,138*	2,384,741
	8/11	-	-	-	OFF	DAY	74-43	+14.0	-	-
118	8/12	SEA	W	7-3	Garland (11-7)	Washburn (5-12)	75-43	+15.0	42,086	2,426,827
119	8/13	SEA	L	7-10 (12)	Corcoran (3-0)	Speier (1-5)	75-44	+15.0	42,754	2,409,581
	8/14	-	-	-	OFF	DAY	75-44	+15.5	-	-
120	8/15	@CLE	L	2-3	Lee (17-2)	Arredondo (4-1)	75-45	+15.5	30,962	1,864,536
121	8/16	@CLE	W	4-3	Lackey (10-2)	Carmona (5-5)	76-45	+15.5	33,051	1,897,587
122	8/17	@CLE	L	3-4	Sowers (2-6)	Speier (1-6)	76-46	+15.5	28,356	1,925,943
123	8/18	@TB	L	4-6	Sonnantstine (13-6)	Garland (11-8)	76-47	+15.5	15,896	1,941,839
124	8/19	@TB	L	2-4	Shields (11-7)	Shields (5-4)	76-48	+15.5	15,902	1,957,741
125	8/20	@TB	W	5-4	Arredondo (5-1)	Ballfour (3-2)	77-48	+15.5	19,157	1,976,898
126	8/21	MIN	L	1-2 (12)	Crain (5-2)	Speier (1-7)	77-49	+15.0	41,367	2,510,948
127	8/22	MIN	L	0-9	Perkins (11-3)	Saunders (14-6)	77-50	+15.0	43,819*	2,554,767
128	8/23	MIN	W	7-5	Oliver (5-1)	Blackburn (9-8)	78-50	+16.0	43,906*	2,598,673
129	8/24	MIN	W	5-3	Arredondo (6-1)	Crain (5-3)	79-50	+17.0	40,011	2,638,684
130	8/25	OAK	L	1-2	Braden (4-3)	Weaver (10-10)	79-51	+16.0	39,584	2,678,268
131	8/26	OAK	W	5-1	LACKEY (11-2)	Smith (6-13)	80-51	+16.0	37,431	2,715,699
132	8/27	OAK	L	5-6	Street (4-5)	Saunders (14-7)	80-52	+15.0	38,587	2,754,286
133	8/28	TEX	W	7-5	Garland (12-8)	Wright (6-6)	81-52	+16.0	37,541	2,791,827
134	8/29	TEX	W	3-1	Santana (14-5)	Nippert (1-4)	82-52	+17.0	40,084	2,831,911
135	8/30	TEX	W	4-3	Arredondo (7-1)	Feldman (5-6)	83-52	+18.0	43,937*	2,875,848
136	8/31	TEX	L	3-4	Millwood (9-7)	Lackey (11-3)	83-53	+17.0	39,153	2,915,001
	9/1	-	-	-	OFF	DAY	83-53	+17.5	-	-
137	9/2	@DET	W	5-4	Shields (6-4)	Rodney (0-4)	84-53	+17.5	35,320	2,012,218
138	9/3	@DET	L	6-9	Farnsworth (2-2)	Arredondo (7-2)	84-54	+17.5	36,671	2,048,889
139	9/4	@DET	W	7-1	Santana (15-5)	Rogers (9-12)	85-54	+16.0	37,890	2,086,779
140	9/5	@CWS	L	2-10	Buehler (12-11)	Moseley (1-4)	85-55	+17.0	32,502	2,119,281
141	9/6	@CWS	L	6-7 (15)	Wasserman (1-1)	Speier (1-8)	85-56	+16.0	31,046	2,150,327
142	9/7	@CWS	W	3-2	Saunders (15-7)	Ramirez (1-4)	86-56	+17.0	26,029	2,176,356
143	9/8	NYY	W	12-1	Garland (13-8)	Pavano (2-1)	87-56	+17.5	41,025	2,956,026
144	9/9	NYY	L	1-7	Aceves (1-0)	Santana (15-6)	87-57	+16.5	43,042	2,999,068
145	9/10	NYY	W	4-2	Moseley (2-4)	Pettitte (13-13)	88-57	+17.5	39,783	3,038,851
146	9/11	SEA	W	7-4	Weaver (11-10)	Morrow (2-3)	89-57	+17.5	38,205	3,077,056
147	9/12	SEA	W	5-3	Arredondo (8-2)	Bautista (4-13)	90-57	+17.5	43,743*	3,120,799
148	9/13	SEA	W	5-2	Garland (14-8)	Feierabend (1-3)	91-57	+18.5	43,757*	3,164,556
149	9/14	SEA	W	4-3	Arredondo (9-2)	Corcoran (5-1)	92-57	+19.5	41,528	3,206,084
	9/15	-	-	-	OFF	DAY	92-57	+19.0	-	-
150	9/16	@OAK	L	1-8	Gallagher (2-2)	Lackey (11-4)	92-58	+18.0	14,325	2,190,681
151	9/17	@OAK	L	2-3	Ziegler (2-0)	Rodriguez (2-3)	92-59	+18.0	20,102	2,210,783
152	9/18	@OAK	W	6-4	Saunders (16-7)	Outman (1-1)	93-59	+18.5	12,645	2,223,428
153	9/19	@TEX	W	15-13	Oliver (6-1)	Wright (7-7)	94-59	+19.5	23,708	2,247,136
154	9/20	@TEX	W	7-3	Speier (2-8)	Padilla (13-8)	95-59	+20.5	38,973	2,286,109
155	9/21	@TEX	W	7-3	Lackey (12-4)	Feldman (5-8)	96-59	+20.5	28,390	2,314,499
156	9/22	@SEA	W	2-1	Santana (16-6)	Rowland-Smith (4-3)	97-59	+22.0	19,717	2,334,216
157	9/23	@SEA	L	6-9	Corcoran (6-2)	Jepsen (0-1)	97-60	+21.5	19,065	2,353,281
158	9/24	@SEA	W	6-5	Oliver (7-1)	Low (1-5)	98-60	+21.5	19,015	2,372,296
159	9/25	@SEA	W	6-4	Arredondo (10-2)	Putz (6-5)	99-60	+22.0	16,939	2,389,235
160	9/26	TEX	L	1-12	Padilla (14-8)	Padilla (12-5)	99-61	+21.0	43,758*	3,249,842
161	9/27	TEX	L	4-8	Feldman (6-8)	Santana (16-7)	99-62	+20.0	43,141*	3,292,983
162	9/28	TEX	W	7-0	Saunders (17-7)	Millwood (9-10)	100-62	+21.0	43,761	3,336,744

*Denotes Home Sellout: 29 Total



2008 WON-LOST BREAKDOWN

2009 ANGELS INFORMATION GUIDE

	HOME			AWAY			TOTALS		
	W	L	PCT.	W	L	PCT.	W	L	PCT.
Season	50	31	.617	50	31	.617	100	62	.617
Day Games	18	4	.818	14	7	.667	32	11	.744
Night Games	32	27	.542	36	24	.600	68	51	.571
vs. RH Starters	33	23	.589	34	23	.596	67	46	.593
vs. LH Starters	17	8	.680	16	8	.667	33	16	.673
One-Run Games	12	9	.571	19	12	.613	31	21	.596
Two-Run Games	17	2	.895	13	5	.722	30	7	.811
Extra Innings	2	3	.400	1	2	.333	3	5	.375
Shutouts	5	2	.714	5	4	.556	10	6	.625
Doubleheaders	0	0	.000	0	0	.000	0	0	.000
In March/April	8	6	.571	10	5	.667	18	11	.621
May	9	7	.563	6	6	.500	15	13	.536
June	5	6	.455	11	4	.733	16	10	.615
July	9	2	.818	10	4	.714	19	6	.760
Aug.	12	7	.632	3	6	.333	15	13	.536
Sept./Oct.	7	3	.700	10	6	.625	17	9	.654
Pre All-Star Break	26	20	.565	31	18	.633	57	38	.600
Post All-Star Break	24	11	.686	19	13	.594	43	24	.642
Vs. Oakland	5	5	.500	5	4	.556	10	9	.526
Seattle	7	2	.778	7	3	.700	14	5	.737
Texas	5	5	.500	7	2	.778	12	7	.632
A.L. WEST	17	12	.586	19	9	.679	36	21	.632
Vs. Cleveland	4	2	.667	1	2	.333	5	4	.556
Chicago	2	2	.500	3	3	.500	5	5	.500
Detroit	2	1	.667	4	2	.667	6	3	.667
Kansas City	1	1	.500	2	1	.667	3	2	.600
Minnesota	2	2	.500	3	1	.750	5	3	.625
A.L. CENTRAL	11	8	.579	13	9	.591	24	17	.585
Vs. Baltimore	4	2	.667	2	1	.667	6	3	.667
Boston	3	0	1.000	5	1	.833	8	1	.889
New York	5	1	.833	2	2	.500	7	3	.700
Tampa Bay	2	1	.667	1	5	.167	3	6	.333
Toronto	4	2	.667	2	1	.667	6	3	.667
A.L. EAST	18	6	.750	12	10	.545	30	16	.652
Vs. Atlanta	1	2	.667	0	0	.000	1	2	.667
Los Angeles	2	1	.667	1	2	.333	3	3	.500
New York	1	2	.333	0	0	.000	1	2	.333
Philadelphia	0	0	.000	3	0	1.000	3	0	1.000
Washington	0	0	.000	2	1	.667	2	1	.667
N.L. WEST/EAST	4	5	.444	6	3	.667	10	8	.556



2008 ANGELS HIGHS & LOWS

2009 ANGELS INFORMATION GUIDE

TEAM BATTING

Runs, Game, Angels	15	-	9/19 at Tex.
Runs, Game, Opponents	15	-	5/1 vs. Oak.
Runs, Inning, Angels	8	-	8/9 vs. NYY (8th)
Runs, Inning, Opponents	9	-	9/19 at Tex. (3rd)
Hits, Game, Angels	22	-	9/19 at Tex.
Hits, Game, Opponents	20	-	7/10 at Tex. (11 inn.) & 5/1 vs. Oak.
Hits, Inning, Angels	8	-	8/9 vs. NYY (8th)
Hits, Inning, Opponents	9	-	9/19 at Tex. (3rd)
Extra-Base Hits, Game, Angels	9	-	9/19 at Tex.
Extra-Base Hits, Game, Opponents	9	-	9/26 vs. Tex.
Home Runs, Game, Angels	4	-	5 times; last, 9/8 vs. NYY
Home Runs, Game, Opponents	4	-	8/2 at NYY & 6/9 vs. TB
Home Runs, Inning, Angels	3	-	9/18 at Oak. (7th) & 7/7 at Tex. (2nd)
Home Runs, Inning, Opponents	3	-	6/9 vs. TB
Singles, Game, Angels	13	-	9/19 at Tex. & 7/31 at NYY
Singles, Game, Opponents	18	-	5/1 vs. Oak.
Doubles, Game, Angels	7	-	7/23 vs. Cle.
Doubles, Game, Opponents	6	-	9/26 vs. Tex.
Triples, Game, Angels	2	-	8/24 vs. Min.
Triples, Game, Opponents	2	-	9/19 at Tex.
Total Bases, Game, Angels	38	-	9/19 at Tex.
Total Bases, Game, Opponents	34	-	6/9 vs. TB
Left on Base, Angels	16	-	6/20 at Phi.
Left on Base, Opponents	14	-	7/10 at Tex. (11 inn.)
Stolen Bases, Game, Angels	5	-	9/7 at CWS & 4/7 vs. Cle.
Stolen Bases, Game, Opponents	4	-	4 times; last, 8/27 vs. Oak.
Stolen Bases, Inning, Angels	3	-	9/7 at CWS (2nd)
Stolen Bases, Inning, Opponents	3	-	6/22 at Phi (1st)
Caught Stealing, Game, Angels	3	-	6/3 at Sea.
Caught Stealing, Game, Opponents	2	-	23 times
Sacrifice Hits, Game, Angels	2	-	8/23 vs. Min. & 7/28 at Bos.
Sacrifice Hits, Game, Opponents	2	-	7/11 at Oak. & 4/11 at Sea.
Sacrifice Flies, Game, Angels	2	-	3 times; last, 8/13 vs. Sea.
Sacrifice Flies, Game, Opponents	2	-	4/4 vs. Tex.
Pinch-Hits, Game, Angels	1	-	12 times; last, 8/28 vs. Tex.
Pinch-Hitters Used, Game, Angels	3	-	6/28 at LAD & 6/21 at Phi.

TEAM FIELDING

Double Plays, Game, Angels	4	-	3 times; last, 9/26 vs. Tex.
Double Plays, Game, Opponents	4	-	3 times; last, 9/4 at Det.
Errors, Game, Angels	4	-	8/3 at NYY & 6/20 at Phi.
Errors, Game, Opponents	4	-	3 times; last, 8/16 at Cle.
Errors, Inning, Angels	3	-	8/3 at NYY (8th)
Errors, Game, Individual	2	-	6 times; last Aybar, 8/22 vs. Min. Figgins, 6/26 vs. KC

TEAM PITCHING

Strikeouts, Game, Angels	16	-	9/21 at Tex.
Strikeouts, Game, Opponents	14	-	6/27 at LAD
Base on Balls, Game, Angels	8	-	5/1 vs. Oak.
Base on Balls, Game, Opponents	11	-	7/10 at Tex. (11 inn.)
Hit Batters, Game, Angels	3	-	4 times; last, 9/16 at Oak.
Fewest Hits Allowed, 9 innings, Angels	0	-	6/28 at LAD (8 IP - loss)
Fewest Hits Allowed, 9 innings, Opponents	1	-	5/9 at TB
Fewest Hits Allowed, Extra Innings, Angels	5	-	5/26 vs. Det. (12 inn.)
Fewest Hits Allowed, Extra Innings, Opp.	9	-	6/8 at Oak. (12 inn.) & 5/26 vs. Det. (12 inn.)
Pitchers Used, Game, Angels	6	-	5 times; last, 9/20 at Tex.



2008 HIGHS & LOWS

2009 ANGELS INFORMATION GUIDE

INDIVIDUAL BATTING

At-Bats, Game	7	- Guerrero, 9/6 at CWS
Runs, Game	4	- Hunter, 7/26 at Bal.
Hits, Game	5	- Kotchman, 7/23 vs. Cle.
Hits, Inning	2	- Guerrero, 8/9 vs. NYY (8th)
		- Hunter, 4/4 vs. Tex. (9th)
Doubles, Game	3	- 4 times; last, Rivera, 9/13 vs. Sea.
Triples, Game	1	- 25 times; last, Napoli, 9/19 at Tex.
Home Runs, Game	2	- 11 times; last, Guerrero, 9/25 at Sea.
RBI, Game	6	- Mathis, 7/23 vs. Cle.
Extra-Base Hits, Game	4	- Juan Rivera, 9/13 vs. Sea.
Total Bases, Game	10	- Rivera, 9/13 vs. Sea. & Kendrick, 7/10 at Tex. (11 inn.)
Base on Balls, Game	4	- Willits, 8/3 at NYY
Strikeouts, Game	3	- 12 times, last, Rodriguez, 8/31 vs. Tex.
Stolen Bases, Game	3	- Figgins, 9/2 at Det.
Caught Stealing, Game	2	- Kendrick, 4/13 at Sea.
Longest Hitting Streak	23	- Anderson, 7/23-8/20
Consecutive Hits	5	- 5 times, last, Hunter, 8/6-8
Grand Slams	1	- Napoli, 4/9 vs. Cle. & Hunter, 4/7 vs. Cle.,
		- Mathis, 7/23 vs. Cle. & Teixeira, 8/3 at NY
Walk-off HR	2	- Napoli, 9/12 vs. Sea. (2-run)
		- Hunter, 4/7 vs. Cle. (Grand Slam)
		- None
		- None
Pinch-Hit HR		
Hitting For Cycle		

INDIVIDUAL PITCHING

Strikeouts, Game (Starter)	12	- Lackey, Sept. 21 at Tex.
Strikeouts, Game (Reliever)	5	- Bulger, 9/6 at CWS
Base on Balls, Game	5	- Adenhardt, 5/1 vs. Oak. & Moseley, 4/15 at Tex.
Base on Balls, Inning	4	- Adenhardt, 5/1 vs. Oak. (2nd)
Earned Runs Allowed, Game	10	- Lackey, 9/26 vs. Tex. (2.2 IP)
Earned Runs Allowed, Inning	8	- Garland, 9/19 at Tex. (3rd)
Hits Allowed, Game	15	- Lackey, 7/10 at Tex. (11 inn.) - Tied club record
Hits Allowed, Inning	9	- Garland, 9/19 at Tex. (3rd)
Home Runs Allowed, Game	4	- Weaver, 8/2 at NYY
Home Runs Allowed, Inning	3	- Saunders, 6/9 vs. TB (2nd)
Hit Batters, Game	2	- 5 times; last, Lackey, 8/16 at Cle.
Fewest Hits Allowed, Complete Game	2	- Lackey, 7/29 at Bos.
Innings Pitched, Starter	9.0	- 5 times; last, Lackey, 8/26 vs. Oak.
Innings Pitched, Reliever	4.0	- O'Day, 7/11 at Oak.
Fewest Innings Pitched, Starter	1.1	- Moseley, 9/5 at CWS & Saunders, 8/27 vs. Oak.
Longest Winning Streak	6	- Oliver, 5/6-9/24 - current
		- Santana, 4/3-5/11 & Saunders, 4/2-5/4
Longest Losing Streak	4	- Speier, 8/13-9/6 & 4/8-7/5
Consecutive Scoreless Innings, Starter	15.0	- Saunders, 9/12-9/28 & Garland, 5/4-15
Consecutive Scoreless Innings, Reliever	15.0	- Shields, 5/16-6/22

TEAM MISCELLANEOUS

Longest Winning Streak	7	- 5/31-6/7
Longest Home Winning Streak	5	- 9/10-14 & 8/6-12
Longest Road Winning Streak	5	- 9/18-22, 7/28-8/1, 6/20-24 & 6/2-6/7
Longest Losing Streak	4	- 5/7-11
Longest Home Losing Streak	3	- 8/13-22
Longest Road Losing Streak	4	- 5/7-11
Most Games over .500	39	- 9/25 (99-60)
Longest Game, Innings	15	- 9/6 at CWS
Longest Game, Time, Nine Innings	3:43	- 9/19 at Tex.
Longest Game, Time, Extra Innings	4:23	- 7/10 at Tex. (11 inn.)
Shortest Game, Time	2:01	- 6/10 vs. TB
Largest Margin, Victory	11	- 9/8 vs. NYY (12-1)
Largest Margin, Loss	12	- 4/28 vs. Oak. (2-14)
Largest Crowd, Angel Stadium	44,260	- 7/18 vs. Bos.
Smallest Crowd, Angel Stadium	35,014	- 4/7 vs. Cle.
Largest Crowd, Road	55,784	- 6/27 at LAD
Smallest Crowd, Road	11,054	- 5/7 at KC
Biggest Deficit Overcome	4	- 8/28 vs. Tex (7-5 win), 5/1 vs. Oak. (8-15 loss) & 4/15 at Tex. (7-4 win)
		- 8/28 vs. Tex. (7-5 win) & 4/15 at Tex. (7-4 win)
Biggest Deficit Overcome To Win	4	- 9/26 vs. Tex.
Most Players Used, Game	20	



2008 CLUB RECORDS TIED OR ESTABLISHED

2009 ANGELS INFORMATION GUIDE

CLUB GENERAL

*Most Games Won	100
*Most Games Won, Road	50
*Best Record, Road	50-31
*Highest Won-Lost Percentage	.617 (100-62)
*Most One-Run Wins, Road	19

SEASON

CLUB BATTING

*Fewest Pinch-Hits	12
--------------------	----

INDIVIDUAL BATTING

*Most Grounded Into Double Plays	27	Vladimir Guerrero
----------------------------------	----	-------------------

INDIVIDUAL PITCHING

*Most Saves	62 (ML Record)	Francisco Rodriguez
*Most Save Chances	69 (ML Record)	Francisco Rodriguez
*Most Saves Month	12	Francisco Rodriguez
*Most Games Finished	69	Francisco Rodriguez

GAME

INDIVIDUAL BATTING

#Most Hits, Inning	2	Vladimir Guerrero, Aug. 9 vs. New York (8th inn.) Torii Hunter, April 4 vs. Texas (9th inn.)
#Most Two-Base Hits	3	4 times; last, Juan Rivera, Sept. 13 vs. Seattle
#Most Base on Balls	4	Reggie Willits, Aug. 3 at New York
#5-for-5 Game		Casey Kotchman, July 23 vs. Cleveland

INDIVIDUAL PITCHING

#No Hitter, Angels	Jered Weaver (6 IP) & Jose Arredondo (2 IP) - 1-0 loss (8 inn.)	
#Most Hits Allowed	15	John Lackey, July 10 at Texas

CONSECUTIVE

CLUB BATTING

#Most Consecutive Home Runs	3	Morales, Napoli & Wood, Sept. 18, 2008 at Oakland (7th inning)
-----------------------------	---	--

INDIVIDUAL PITCHING

*Saves	25	Francisco Rodriguez, April 14-June 11
--------	----	---------------------------------------

ROOKIE SEASON

RELIEVERS

*Fewest Earned Runs	11	Jose Arredondo
---------------------	----	----------------

MOST SEASONS WITH 30+ HR, 100+ RBI & .300+ BA

(Active Players)

Manny Ramirez	10
Vladimir Guerrero	8
Frank Thomas	7
Gary Sheffield	6
Mike Piazza	6

Courtesy of Stats, Inc.



2008 CLUB RECORDS TIED OR ESTABLISHED

2009 ANGELS INFORMATION GUIDE

ADDITIONAL RECORDS

CAREER LEADERS BATTING

*Average	323	Vladimir Guerrero
*Games	2,013	Garret Anderson
*At-Bats	7,989	Garret Anderson
*Runs	1,024	Garret Anderson
*Hits	2,368	Garret Anderson
*Total Bases	3,743	Garret Anderson
*Extra-Base Hits	796	Garret Anderson
*Doubles	489	Garret Anderson
*Runs Batted In	1,292	Garret Anderson
*Stolen Bases	238	Chone Figgins

CAREER LEADERS PITCHING

*Career Wins, Reliever	41	Scot Shields
------------------------	----	--------------

CAREER LEADERS FIELDING

*Games Played Outfield	1,755	Garret Anderson
*Games Played Left Field	1,236	Garret Anderson
#Best Fielding Percentage, Season, Outfielder	1.000	Torii Hunter

MISCELLANEOUS

*Career Winning Percentage, Manager	551	Mike Scioscia (803-655)
#Day-By-Day Worst Records	0-1	March 31
#Day-By-Day Best Records	64-39 to 64-40	July 26-27
*Day-By-Day Best Records	65-40 to 84-53	July 28-Sept. 2
#Day-By-Day Best Records	84-54 to 85-54	Sept. 3-4
#Day-By-Day Best Records	96-59	Sept. 21
*Day-By-Day Best Records	97-59 to 100-62	Sept. 22-28
*Largest Crowd Four-Game Series, Road	215,776	July 31-Aug. 3 at New York
*Largest Crowd vs. Atlanta	43,919	June 13
*Largest Crowd vs. Baltimore	44,027	Aug. 5
*Largest Crowd vs. Boston	44,260	July 18
*Attendance High, Fenway Park	38,172	April 23
#Longest Winning Streak vs. Boston	8	April 23-July 30
*Attendance High, Comerica Park	42,068	April 26
*Most Runs Game by Tampa Bay	13	June 9
#Widest Margin Victory by Tampa Bay	9	June 9 (13-4)
#Longest Winning Streak by Tampa Bay	4	May 9-June 9
#Longest Winning Streak by Texas	6	Sept. 1, 2007-April 4, 2008
*Attendance High, Citizens Bank	45,196	June 21
*Attendance High, Nationals Ballpark	29,180	June 25
#Best Record, Tuesdays		17-8

* Set club record
Tied club record

ANGELS CONSECUTIVE 30 HR & 100 RBI SEASONS

Vladimir Guerrero
2006 - 33/116
2005 - 32/108
2004 - 39/126

Troy Glaus
2002 - 30/111
2001 - 41/108
2000 - 47/102

Mo Vaughn
2000 - 36/117
1999 - 33/108



2008 ANGELS CATCHERS/OUTFIELDERS STATISTICS

2009 ANGELS INFORMATION GUIDE

CATCHERS

CATCHER	CS	ATT.	PCT.	P-CS	PO	INN.	ER	ERA
Budde	0	0	0.0	1	0	46.1	22	4.27
Mathis	8	48	16.7	0	7	467.0	202	3.89
Molina	7	25	28.0	0	0	323.0	165	4.60
Napoli	13	49	21.0	2	1	598.2	285	4.28

OUTFIELDERS

PLAYER	ASSISTS
Anderson	7
Mathews, Jr.	7
Willits	6
Guerrero	5
Figgins	1
Gorneault	1
Haynes	1
Murphy	1
Rivera	1

2008 ANGELS STARTERS BY POSITION & BATTING ORDER

POSITION

- C:** Mathis (90 / 58-32), Napoli (71 / 42-29), Budde (1 / 0-1)
1B: Kotchman (95 / 60-35), Teixeira (51 / 31-20), Quinlan (12 / 6-6), Morales (4 / 3-1)
2B: Kendrick (90 / 54-36), Rodriguez (45 / 32-13), Izturis (20 / 11-9), Figgins (7 / 3-4)
3B: Figgins (105 / 65-40), Quinlan (29 / 18-11), Wood (19 / 10-9), Izturis (5 / 4-1), Brown (3 / 2-1), Sandoval (1 / 1-0)
SS: Aybar (91 / 50-41), Izturis (50 / 34-16), Wood (19 / 15-4), Rodriguez (2 / 1-1)
LF: Anderson (80 / 45-35), Mathews, Jr. (36 / 24-12), Rivera (35 / 25-10), Willits (11 / 6-5)
CF: Hunter (137 / 86-51), Mathews, Jr. (23 / 13-10), Willits (2 / 1-1)
RF: Guerrero (99 / 59-40), Mathews, Jr. (36 / 23-13), Rivera (15 / 11-4), Willits (8 / 4-4), Morales (4 / 3-1)
DH: Anderson (59 / 39-20), Guerrero (44 / 30-14), Rivera (16 / 11-5), Mathews, Jr. (13 / 5-8), Hunter (9 / 4-5), Quinlan (3 / 1-2), Teixeira (3 / 1-2), Willits (2 / 1-1), Figgins (2 / 2-0), Morales (2 / 0-2)



Vladimir Guerrero

BATTING ORDER

- 1st:** Figgins (112 / 70-42), Izturis (18 / 12-6), Mathews, Jr. (15 / 10-5), Willits (12 / 6-6), Aybar (5 / 2-3)
2nd: Mathews, Jr. (46 / 29-17), Aybar (39 / 20-19), Anderson (22 / 14-8), Kotchman (18 / 14-4), Izturis (17 / 11-6), Kendrick (11 / 7-4), Willits (5 / 3-2), Quinlan (2 / 2-0), Figgins (2 / 0-2)
3rd: Guerrero (61 / 37-24), Teixeira (52 / 32-20), Anderson (24 / 13-11), Izturis (14 / 11-3), Kendrick (7 / 4-3), Aybar (3 / 2-1), Mathews, Jr. (1 / 1-0)
4th: Guerrero (82 / 52-30), Anderson (35 / 18-17), Hunter (29 / 21-8), Kotchman (10 / 6-4), Teixeira (2 / 0-2), Morales (2 / 1-1), Rivera (2 / 2-0)
5th: Hunter (117 / 69-48), Rivera (13 / 10-3), Anderson (10 / 7-3), Kotchman (6 / 2-4), Mathews, Jr. (5 / 4-1), Kendrick (3 / 1-2), Quinlan (3 / 2-1), Aybar (2 / 2-0), Izturis (1 / 1-0), Morales (1 / 1-0)
6th: Kotchman (48 / 28-20), Anderson (45 / 30-15), Kendrick (18 / 8-10), Rivera (16 / 11-5), Mathews, Jr. (10 / 6-4), Quinlan (10 / 8-2), Napoli (6 / 3-3), Morales (3 / 2-2), Aybar (2 / 2-0), Izturis (2 / 1-1), Wood (1 / 1-0)
7th: Kendrick (41 / 26-15), Mathews, Jr. (20 / 10-10), Rivera (19 / 12-7), Napoli (18 / 12-6), Izturis (14 / 7-7), Quinlan (12 / 3-9), Kotchman (9 / 8-1), Mathis (8 / 6-2), Wood (8 / 6-2), Aybar (7 / 5-2), Anderson (3 / 2-1), Sandoval (1 / 1-0), Morales (1 / 1-0)
8th: Mathis (39 / 24-15), Napoli (32 / 20-12), Wood (24 / 14-10), Rivera (16 / 12-4), Quinlan (14 / 7-7), Mathews, Jr. (11 / 5-6), Kendrick (10 / 8-2), Rodriguez (9 / 7-2), Kotchman (4 / 1-3), Brown (2 / 1-1), Morales (1 / 0-1)
9th: Mathis (43 / 28-15), Rodriguez (38 / 26-12), Aybar (33 / 17-16), Napoli (14 / 6-8), Izturis (9 / 6-3), PITCHERS (9 / 6-3), Willits (7 / 4-3), Wood (5 / 4-1), Quinlan (3 / 3-0), Brown (1 / 1-0), Budde (1 / 0-1)

2008 AMERICAN LEAGUE STANDINGS

2009 ANGELS INFORMATION GUIDE

2008 FINAL

WESTERN	W	L	PCT.	GB	CENTRAL	W	L	PCT.	GB	EASTERN	W	L	PCT.	GB
Angels	100	62	.617	-	Minnesota	88	74	.543	-	Tampa Bay	97	65	.599	-
Texas	79	83	.488	21.0	Chicago	87	74	.540	0.5	Boston	95	67	.586	2.0
Oakland	75	86	.466	24.5	Cleveland	81	81	.500	7.0	New York	89	73	.549	8.0
Seattle	61	101	.377	39.0	Kansas City	75	87	.463	13.0	Toronto	86	76	.531	11.0
Detroit	74	87	.460	13.5	Baltimore	68	93	.422	28.5					

ALL-STAR BREAK

WESTERN	W	L	PCT.	GB	CENTRAL	W	L	PCT.	GB	EASTERN	W	L	PCT.	GB
Angels	57	38	.600	-	Chicago	54	40	.574	-	Boston	57	40	.588	-
Oakland	51	44	.537	6.0	Minnesota	53	42	.558	1.5	Tampa Bay	55	39	.585	0.5
Texas	50	46	.521	7.5	Detroit	47	47	.500	7.0	New York	50	45	.526	6.0
Seattle	37	58	.389	20.0	Kansas City	43	53	.448	12.0	Toronto	47	48	.495	9.0
					Cleveland	41	53	.436	13.0	Baltimore	45	48	.484	10.0

POST-ALL-STAR BREAK

WESTERN	W	L	PCT.	GB	CENTRAL	W	L	PCT.	GB	EASTERN	W	L	PCT.	GB
Angels	43	24	.642	-	Cleveland	40	28	.588	-	Tampa Bay	42	26	.618	-
Texas	29	37	.426	13.5	Minnesota	35	32	.522	4.5	Boston	38	27	.585	2.5
Oakland	24	42	.364	18.5	Chicago	33	34	.493	6.5	New York	39	28	.585	2.5
Seattle	24	43	.358	19.0	Kansas City	32	34	.485	7.0	Toronto	39	28	.582	2.5
					Detroit	27	40	.403	12.5	Baltimore	23	45	.338	19.0

END OF APRIL

WESTERN	W	L	PCT.	GB	CENTRAL	W	L	PCT.	GB	EASTERN	W	L	PCT.	GB
Angels	18	11	.621	-	Chicago	14	12	.538	-	Boston	17	12	.586	-
Oakland	17	12	.586	1.0	Minnesota	13	14	.481	1.5	Baltimore	15	12	.556	1.0
Seattle	13	15	.464	4.5	Cleveland	13	15	.464	2.0	Tampa Bay	15	12	.556	1.0
Texas	10	18	.357	7.5	Detroit	13	15	.464	2.0	New York	14	15	.483	3.0
					Kansas City	12	15	.444	2.5	Toronto	11	17	.393	5.5

END OF MAY

WESTERN	W	L	PCT.	GB	CENTRAL	W	L	PCT.	GB	EASTERN	W	L	PCT.	GB
Angels	33	24	.579	-	Chicago	30	25	.545	-	Tampa Bay	34	22	.607	-
Oakland	29	27	.518	3.5	Minnesota	28	27	.509	2.0	Boston	34	24	.586	1.0
Texas	29	28	.509	4.0	Cleveland	25	30	.455	5.0	Toronto	31	27	.534	4.0
Seattle	21	35	.375	11.5	Detroit	23	32	.418	7.0	New York	28	27	.509	5.5
					Kansas City	22	34	.393	8.5	Baltimore	26	28	.481	7.0

END OF JUNE

WESTERN	W	L	PCT.	GB	CENTRAL	W	L	PCT.	GB	EASTERN	W	L	PCT.	GB
Angels	49	34	.590	-	Chicago	47	35	.573	-	Tampa Bay	50	32	.610	-
Oakland	45	37	.549	3.5	Minnesota	45	38	.542	2.5	Boston	50	35	.588	1.5
Texas	43	41	.512	6.5	Detroit	42	40	.512	5.0	New York	44	39	.530	6.5
Seattle	31	51	.378	17.5	Kansas City	38	45	.458	9.5	Baltimore	41	40	.506	8.5
					Cleveland	37	46	.446	10.5	Toronto	41	43	.488	10.0

END OF JULY

WESTERN	W	L	PCT.	GB	CENTRAL	W	L	PCT.	GB	EASTERN	W	L	PCT.	GB
Angels	68	40	.630	-	Chicago	60	47	.561	-	Tampa Bay	63	44	.589	-
Texas	56	53	.514	12.5	Minnesota	60	48	.556	0.5	Boston	61	48	.560	3.0
Oakland	53	54	.495	14.5	Detroit	55	53	.509	5.5	New York	59	49	.546	4.5
Seattle	41	67	.380	27.0	Kansas City	50	59	.459	11.0	Toronto	54	54	.500	9.5
					Cleveland	47	60	.439	13.0	Baltimore	51	56	.477	12.0

END OF AUGUST

WESTERN	W	L	PCT.	GB	CENTRAL	W	L	PCT.	GB	EASTERN	W	L	PCT.	GB
Angels	83	53	.610	-	Chicago	77	59	.566	-	Tampa Bay	84	51	.622	-
Texas	67	71	.486	17.0	Minnesota	77	60	.562	0.5	Boston	79	57	.581	5.5
Oakland	63	74	.460	20.5	Detroit	66	70	.485	11.0	New York	72	64	.529	12.5
Seattle	53	83	.390	30.0	Cleveland	65	70	.481	11.5	Toronto	70	66	.515	14.5
					Kansas City	57	79	.419	20.0	Baltimore	63	73	.463	21.5



2008 BATTING/RUNNERS IN SCORING POSITION

2009 ANGELS INFORMATION GUIDE

PLAYER	OUTS	AVG	AB	H	2B	3B	HR	TOT		SP		MOB	BB	IBB	SO	SH	SF	GIDP
								RBI	RBI	MISP	MISP							
Anderson,G	<2	.324	71	23	5	0	1	35	34	102	145	8	4	10	0	6	4	4
Anderson,G	=2	.356	59	21	2	0	0	23	21	78	113	3	2	9	0	0	0	0
Anderson,G		.338	130	44	7	0	1	58	55	180	258	11	6	19	0	6	4	4
Aybar,E	<2	.435	46	20	2	2	0	22	21	64	94	1	0	5	4	1	0	0
Aybar,E	=2	.209	43	9	2	0	1	13	10	58	80	3	0	3	0	0	0	0
Aybar,E		.326	89	29	4	2	1	35	31	122	174	4	0	8	4	1	0	0
Brown,M	<2	.000	3	0	0	0	0	1	1	6	10	1	0	1	0	0	0	0
Brown,M	=2	.333	3	1	1	0	0	2	1	3	4	0	0	1	0	0	0	0
Brown,M		.167	6	1	1	0	0	3	2	9	14	1	0	2	0	0	0	0
Figgins,D	<2	.280	50	14	1	0	0	14	14	73	103	12	1	10	0	0	5	5
Figgins,D	=2	.231	39	9	0	0	0	6	6	57	73	9	2	6	0	0	0	0
Figgins,D		.258	89	23	1	0	0	20	20	130	176	21	3	16	0	0	5	5
Guerrero,V	<2	.366	82	30	2	1	5	44	37	115	161	10	7	7	0	4	11	11
Guerrero,V	=2	.245	49	12	2	0	3	17	13	79	106	16	9	13	0	0	0	0
Guerrero,V		.321	131	42	4	1	8	61	50	194	267	26	16	20	0	4	11	11
Hunter,T	<2	.324	74	24	7	0	4	38	30	103	145	8	3	15	0	1	3	3
Hunter,T	=2	.206	68	14	4	0	1	19	16	94	133	10	3	17	0	0	0	0
Hunter,T		.268	142	38	11	0	5	57	46	197	278	18	6	32	0	1	3	3
Izturis,M	<2	.351	37	13	4	1	0	20	19	51	74	3	0	2	2	2	2	2
Izturis,M	=2	.281	32	9	2	0	0	13	12	43	60	2	0	2	0	0	0	0
Izturis,M		.319	69	22	6	1	0	33	31	94	134	5	0	4	2	2	2	2
Kendrick,H	<2	.438	48	21	6	1	0	22	22	69	98	5	2	8	1	4	2	2
Kendrick,H	=2	.265	34	9	2	0	0	10	10	42	68	2	1	10	0	0	0	0
Kendrick,H		.366	82	30	8	1	0	32	32	111	166	7	3	18	1	4	2	2
Kotchman,C	<2	.255	51	13	4	0	3	23	19	68	88	6	0	4	0	2	2	2
Kotchman,C	=2	.349	43	15	3	0	0	18	18	57	75	4	3	1	0	0	0	0
Kotchman,C		.298	94	28	7	0	3	41	37	125	163	10	3	5	0	2	2	2



Howie Kendrick

2008 INI REVIEW



2008 BATTING/RUNNERS IN SCORING POSITION

2009 ANGELS INFORMATION GUIDE

PLAYER	OUTS	AVG	AB	H	2B	3B	HR	TOT		SP		MOB	BB	IBB	SO	SH	SF	GIDP
								RBI	RBI	MISP	RBI							
Mathis,J	<2	.389	36	14	3	0	4	29	24	70	89	11	3	9	4	4	1	
Mathis,J	=2	.167	36	6	1	0	0	7	7	49	69	6	1	7	0	0	0	
Mathis,J		.278	72	20	4	0	4	36	31	119	158	17	4	16	4	4	1	
Matthews,G	<2	.196	51	10	3	1	0	22	21	83	108	10	2	13	0	2	4	
Matthews,G	=2	.289	45	13	3	0	0	13	13	60	81	5	0	8	0	0	0	
Matthews,G		.240	96	23	6	1	0	35	34	143	189	15	2	21	0	2	4	
Morales,K	<2	.250	12	3	1	0	0	4	4	15	21	0	0	1	0	0	2	
Morales,K	=2	.000	7	0	0	0	0	1	1	13	18	2	0	1	0	0	0	
Morales,K		.158	19	3	1	0	0	5	5	28	39	2	0	2	0	0	2	
Napoli,M	<2	.310	29	9	1	0	3	21	16	51	73	9	3	6	0	6	2	
Napoli,M	=2	.242	33	8	2	1	1	9	8	48	63	7	2	11	0	0	0	
Napoli,M		.274	62	17	3	1	4	30	24	99	136	16	5	17	0	6	2	
Quinlan,R	<2	.240	25	6	0	0	0	5	5	35	51	4	0	2	0	1	4	
Quinlan,R	=2	.261	23	6	0	0	0	3	3	25	32	0	0	4	0	0	0	
Quinlan,R		.250	48	12	0	0	0	8	8	60	83	4	0	6	0	1	4	
Rivera,J	<2	.186	43	8	2	0	1	21	19	69	91	3	0	5	0	8	2	
Rivera,J	=2	.240	25	6	1	0	4	13	7	31	49	2	0	5	0	0	0	
Rivera,J		.206	68	14	3	0	5	34	26	100	140	5	0	10	0	8	2	
Rodriguez,S	<2	.091	11	1	1	0	0	3	2	16	23	1	0	5	1	1	1	
Rodriguez,S	=2	.100	20	2	1	0	1	4	2	25	36	2	0	9	0	0	0	
Rodriguez,S		.097	31	3	2	0	1	7	4	41	59	3	0	14	1	1	1	
Sandoval,F	<2	.000	0	0	0	0	0	0	0	0	0	0	0	0	0	0	0	
Sandoval,F	=2	.000	1	0	0	0	0	0	0	3	3	1	0	0	0	0	0	
Sandoval,F		.000	1	0	0	0	0	0	0	3	3	1	0	0	0	0	0	
Teixeira,M	<2	.412	34	14	2	0	1	23	22	49	69	6	2	5	0	5	1	
Teixeira,M	=2	.267	15	4	0	0	1	7	5	22	30	4	2	3	0	0	0	
Teixeira,M		.367	49	18	2	0	2	30	27	71	99	10	4	8	0	5	1	
Willits,R	<2	.200	5	1	0	0	0	3	3	11	17	0	0	0	2	2	0	
Willits,R	=2	.167	18	3	1	0	0	4	4	25	33	1	0	4	0	0	0	
Willits,R		.174	23	4	1	0	0	7	7	36	50	1	0	4	2	2	0	
Wilson,R	<2	.000	2	0	0	0	0	1	1	2	3	0	0	1	0	0	0	
Wilson,R	=2	.000	1	0	0	0	0	0	0	2	3	0	0	0	0	0	0	
Wilson,R		.000	3	0	0	0	0	1	1	4	6	0	0	1	0	0	0	
Wood,B	<2	.150	20	3	1	0	0	4	4	27	38	0	0	5	1	1	1	
Wood,B	=2	.200	20	4	0	0	0	4	4	27	34	1	0	6	0	0	0	
Wood,B		.175	40	7	1	0	0	8	8	54	72	1	0	11	1	1	1	
ANGELS	<2	.308	736	227	45	6	22	356	319	1088	1514	98	27	117	15	50	48	
ANGELS	=2	.245	617	151	27	1	12	186	161	844	1169	80	25	122	0	0	0	
ANGELS		.279	1353	378	72	7	34	542	480	1932	2683	178	52	239	15	50	48	



2008 BATTING/BASES LOADED

2009 ANGELS INFORMATION GUIDE

PLAYER	OUTS	AVG	AB	H	2B	3B	HR	TOT		SP		MOB	BB	IBB	SO	SH	SF	GIDP
								RBI	RBI	MISP	MISP							
Anderson,G	<2	.167	6	1	0	0	0	5	5	18	27	1	0	2	0	2	2	2
Anderson,G	=2	.333	12	4	1	0	0	7	6	24	36	0	0	3	0	0	0	0
Anderson,G		.278	18	5	1	0	0	12	11	42	63	1	0	5	0	2	2	2
Aybar,E	<2	.667	6	4	0	1	0	8	7	14	21	0	0	2	0	0	0	0
Aybar,E	=2	.250	4	1	0	0	0	2	2	8	12	0	0	0	0	0	0	0
Aybar,E		.500	10	5	0	1	0	10	9	22	33	0	0	2	0	0	0	0
Brown,M	<2	.000	2	0	0	0	0	1	1	4	6	0	0	0	0	0	0	0
Brown,M	=2	.000	0	0	0	0	0	0	0	0	0	0	0	0	0	0	0	0
Brown,M		.000	2	0	0	0	0	1	1	4	6	0	0	0	0	0	0	0
Figgins,D	<2	.250	4	1	0	0	0	2	2	10	15	1	0	0	0	0	0	1
Figgins,D	=2	.000	3	0	0	0	0	1	1	8	12	1	0	1	0	0	0	0
Figgins,D		.143	7	1	0	0	0	3	3	18	27	2	0	1	0	0	0	1
Guerrero,V	<2	.429	7	3	1	0	0	6	6	14	21	0	0	0	0	0	0	2
Guerrero,V	=2	.167	6	1	0	0	0	1	1	12	18	0	0	2	0	0	0	0
Guerrero,V		.308	13	4	1	0	0	7	7	26	39	0	0	2	0	0	0	2
Hunter,T	<2	.500	8	4	2	0	1	11	8	16	24	0	0	2	0	0	0	0
Hunter,T	=2	.000	4	0	0	0	0	1	1	10	15	0	0	1	0	0	0	0
Hunter,T		.333	12	4	2	0	1	12	9	26	39	0	0	3	0	0	0	0
Izturis,M	<2	.250	4	1	0	0	0	4	4	10	15	1	0	0	0	0	0	1
Izturis,M	=2	.600	5	3	0	0	0	6	6	12	18	0	0	0	0	0	0	0
Izturis,M		.444	9	4	0	0	0	10	10	22	33	1	0	0	0	0	0	1
Kendrick,H	<2	.000	5	0	0	0	0	3	3	12	18	0	0	1	0	1	1	1
Kendrick,H	=2	.500	2	1	0	0	0	3	3	6	9	0	0	0	0	0	0	0
Kendrick,H		.143	7	1	0	0	0	6	6	18	27	0	0	1	0	1	1	1
Kotchman,C	<2	.250	4	1	0	0	0	2	2	8	12	0	0	0	0	0	0	1
Kotchman,C	=2	.333	6	2	0	0	0	4	4	12	18	0	0	0	0	0	0	0
Kotchman,C		.300	10	3	0	0	0	6	6	20	30	0	0	0	0	0	0	1
Mathis,J	<2	.500	2	1	0	0	1	5	3	4	6	0	0	0	0	0	0	0
Mathis,J	=2	.000	3	0	0	0	0	0	0	6	9	0	0	0	0	0	0	0
Mathis,J		.200	5	1	0	0	1	5	3	10	15	0	0	0	0	0	0	0



Mike Napoli



Torii Hunter

2008 IN REVIEW



2008 BATTING/BASES LOADED

2009 ANGELS INFORMATION GUIDE

PLAYER	OUTS	AVG	AB	H	2B	3B	HR	TOT RBI	SP RBI	MISP	MOB	BB	IBB	SO	SH	SF	GDP
Matthews,G	<2	.286	7	2	1	0	0	7	6	18	27	2	0	1	0	0	2
Matthews,G	=2	.200	5	1	0	0	0	3	3	12	18	0	0	0	0	0	0
Matthews,G		.250	12	3	1	0	0	10	9	30	45	2	0	1	0	0	2
Morales,K	<2	.000	2	0	0	0	0	0	0	4	6	0	0	1	0	0	0
Morales,K	=2	.000	1	0	0	0	0	1	1	4	6	1	0	0	0	0	0
Morales,K		.000	3	0	0	0	0	1	1	8	12	1	0	1	0	0	0
Napoli,M	<2	.500	2	1	0	0	1	6	4	8	12	1	0	0	0	1	0
Napoli,M	=2	.000	2	0	0	0	0	0	0	4	6	0	0	1	0	0	0
Napoli,M		.250	4	1	0	0	1	6	4	12	18	1	0	1	0	1	0
Quinlan,R	<2	.000	1	0	0	0	0	0	0	2	3	0	0	0	0	0	1
Quinlan,R	=2	.500	2	1	0	0	0	2	2	4	6	0	0	0	0	0	0
Quinlan,R		.333	3	1	0	0	0	2	2	6	9	0	0	0	0	0	1
Rivera,J	<2	.333	3	1	0	0	0	3	3	10	15	0	0	2	0	2	0
Rivera,J	=2	.250	4	1	1	0	0	3	2	8	12	0	0	0	0	0	0
Rivera,J		.286	7	2	1	0	0	6	5	18	27	0	0	2	0	2	0
Rodriguez,S	<2	.000	0	0	0	0	0	0	0	0	0	0	0	0	0	0	0
Rodriguez,S	=2	.000	1	0	0	0	0	0	0	2	3	0	0	0	0	0	0
Rodriguez,S		.000	1	0	0	0	0	0	0	2	3	0	0	0	0	0	0
Teixeira,M	<2	1.000	1	1	1	0	0	2	2	2	3	0	0	0	0	0	0
Teixeira,M	=2	1.000	1	1	0	0	1	4	2	2	3	0	0	0	0	0	0
Teixeira,M		1.000	2	2	1	0	1	6	4	4	6	0	0	0	0	0	0
Willits,R	<2	.000	1	0	0	0	0	1	1	4	6	0	0	0	0	1	0
Willits,R	=2	.000	3	0	0	0	0	0	0	6	9	0	0	1	0	0	0
Willits,R		.000	4	0	0	0	0	1	1	10	15	0	0	1	0	1	0
Wilson,R	<2	.000	0	0	0	0	0	0	0	0	0	0	0	0	0	0	0
Wilson,R	=2	.000	1	0	0	0	0	0	0	2	3	0	0	0	0	0	0
Wilson,R		.000	1	0	0	0	0	0	0	2	3	0	0	0	0	0	0
Wood,B	<2	.000	3	0	0	0	0	0	0	6	9	0	0	0	0	0	0
Wood,B	=2	.000	2	0	0	0	0	0	0	4	6	0	0	0	0	0	0
Wood,B		.000	5	0	0	0	0	0	0	10	15	0	0	0	0	0	0
ANGELS	<2	.300	70	21	5	1	3	66	57	168	252	6	0	12	0	7	12
ANGELS	=2	.239	67	16	2	0	1	38	34	146	219	2	0	9	0	0	0
ANGELS		.270	137	37	7	1	4	104	91	314	471	8	0	21	0	7	12

2008 IN REVIEW



Robb Quinlan




2008 ANGELS AT HOME

2009 ANGELS INFORMATION GUIDE

BATTER	AVG	G	AB	R	H	2B	3B	HR	RBI	SH	SF	HP	BB	SO	SB	CS	GI	
																	DP	E
Anderson,G	.303	72	267	38	81	13	2	9	41	0	3	0	14	35	3	1	3	0
Aybar,E	.250	48	156	15	39	6	1	2	21	6	0	2	6	23	2	1	1	8
Brown,M	.059	9	17	0	1	1	0	0	3	0	0	0	1	9	0	0	0	2
Budde,R	.000	2	0	0	0	0	0	0	0	0	0	0	0	0	0	0	0	0
Figgins,D	.281	60	224	34	63	8	0	0	9	2	0	2	32	39	16	6	3	3
Guerrero,V	.295	72	275	43	81	14	1	13	44	0	1	2	16	35	0	1	16	1
Hunter,T	.298	72	262	43	78	21	0	10	37	0	1	4	21	52	11	2	5	0
Izturis,M	.293	39	147	20	43	5	1	1	14	2	0	0	11	12	5	1	4	2
Kendrick,H	.310	46	168	24	52	13	1	1	23	0	1	1	2	26	8	2	2	2
Kotchman,C	.291	49	182	23	53	14	0	2	22	0	0	5	5	12	2	0	4	0
SEAS TOTAL	.257	74	269	31	69	16	0	3	33	0	0	7	16	20	2	0	6	0
Mathis,J	.208	44	130	15	27	3	0	4	25	2	3	2	10	37	1	2	0	4
Matthews,G	.255	64	212	29	54	8	2	2	22	0	2	2	19	45	3	2	4	4
Morales,K	.240	11	25	1	6	1	0	0	4	0	0	0	3	1	0	1	0	0
Napoli,M	.250	43	120	23	30	5	0	10	30	1	4	2	20	40	4	3	2	2
Quinlan,R	.274	35	84	9	23	0	1	1	7	0	0	2	10	16	1	1	3	1
Rivera,J	.275	50	131	19	36	10	0	5	23	0	5	0	8	16	1	0	6	2
Rodriguez,S	.247	30	77	8	19	4	1	2	3	1	0	1	5	23	1	0	1	0
Sandoval,F	.167	4	6	0	1	0	0	0	0	0	0	0	1	0	0	0	0	0
Teixeira,M	.378	27	90	23	34	6	0	8	20	0	3	1	16	10	0	0	1	2
SEAS TOTAL	.331	79	287	57	95	19	0	19	64	0	3	3	49	42	0	0	7	4
Willits,R	.215	41	65	10	14	3	0	0	7	3	2	0	10	14	1	1	1	0
Wilson,R	.167	5	6	0	1	0	0	0	1	0	0	0	0	3	0	0	0	0
Wood,B	.222	29	72	6	16	2	0	2	7	1	1	1	3	22	2	0	0	2
TOTALS	.277	81	2716	383	752	137	10	72	363	18	26	27	213	470	61	24	56	41

PITCHER	ERA	W	L	G	GS	CG	SHO	SV	IP	AB	H	R	ER	HR	HB	BB	SO	WP	OPP
																			AVG
Adenhardt,N	10.57	1	0	2	2	0	0	0	7.2	32	12	9	9	0	0	8	1	2	.375
Arredondo,J	1.20	7	0	25	0	0	0	0	30.0	110	23	4	4	1	0	7	27	0	.209
Bootcheck,C	9.24	0	0	8	0	0	0	0	12.2	62	24	13	13	1	0	10	11	2	.387
Bulger,J	2.79	0	0	7	0	0	0	0	9.2	35	7	3	3	1	0	3	8	0	.200
Garland,J	4.18	7	5	18	18	1	0	0	116.1	447	126	58	54	11	6	37	54	3	.282
Jepsen,K	0.00	0	0	4	0	0	0	0	4.0	14	2	0	0	0	0	1	3	0	.143
Lackey,J	4.29	5	3	12	12	1	0	0	79.2	309	85	40	38	12	5	16	65	3	.275
Loux,S	3.00	0	0	4	0	0	0	0	12.0	46	11	5	4	1	1	2	2	0	.239
Moseley,D	7.30	2	3	6	4	0	0	0	24.2	103	33	20	20	5	1	8	21	3	.320
O'Day,D	5.89	0	0	14	0	0	0	0	18.1	72	18	12	12	1	2	5	10	0	.250
Oliver,D	1.36	3	0	28	0	0	0	0	39.2	137	27	7	6	2	2	9	23	1	.197
Rodriguez,F	2.51	2	1	36	0	0	0	26	32.1	124	30	11	9	0	2	12	41	4	.242
Santana,E	4.03	5	5	15	15	1	0	0	102.2	400	98	49	46	15	6	16	94	2	.245
Saunders,J	4.27	7	4	16	16	0	0	0	99.0	381	104	49	47	13	4	20	55	3	.273
Serrano,A	0.00	0	0	1	0	0	0	0	1.0	4	1	0	0	0	0	0	1	0	.250
Shields,R	2.84	5	1	34	0	0	0	2	31.2	117	29	12	10	2	1	13	31	1	.248
Speier,J	5.51	0	4	31	0	0	0	0	32.2	123	31	21	20	8	3	15	25	0	.252
Thompson,R	45.00	0	0	1	0	0	0	0	1.0	7	4	5	5	0	0	2	0	1	.571
Weaver,Jer	3.71	6	5	14	14	0	0	0	85.0	320	74	36	35	9	3	22	68	3	.231
TOTALS	4.07	50	31	81	81	3	5	28	740.0	2843	739	354	335	82	36	206	540	28	.260



Ervin Santana



Gary Matthews, Jr.

2008 ANGELS ON ROAD

2009 ANGELS INFORMATION GUIDE

BATTER	AVG	G	AB	R	H	2B	3B	HR	RBI	SH	SF	HP	BB	SO	SB	CS	DP	E
Anderson,G	.283	73	290	28	82	14	1	6	43	0	3	1	15	42	4	3	8	0
Aybar,E	.300	50	190	38	57	12	4	1	18	3	1	3	8	22	5	1	1	10
Brown,M	.000	2	2	0	0	0	0	0	0	0	0	0	0	1	0	0	0	0
Budde,R	.000	6	2	0	0	0	0	0	0	1	0	0	0	0	0	0	1	0
Figgins,D	.271	56	229	38	62	6	1	1	13	0	0	1	30	41	18	7	4	3
Guerrero,V	.312	71	266	42	83	17	2	14	47	0	3	2	35	42	5	2	11	3
Hunter,T	.260	74	289	42	75	16	2	11	41	0	0	2	29	56	8	3	10	0
Izturis,M	.245	40	143	24	35	9	1	2	23	0	2	1	15	15	6	1	5	2
Kendrick,H	.302	46	172	19	52	13	1	2	14	1	3	3	10	32	3	2	6	2
Kotchman,C	.283	51	191	24	54	10	0	10	32	0	2	0	13	11	0	1	10	2
SEAS TOTAL	.289	69	256	34	74	12	1	11	41	0	3	2	20	19	0	1	12	2
Mathis,J	.183	50	153	20	28	5	0	5	17	6	1	1	20	53	1	0	1	9
Matthews,G	.229	63	214	24	49	11	1	6	24	0	0	2	26	50	5	1	8	4
Morales,K	.194	16	36	6	7	1	0	3	4	0	0	1	1	6	0	0	3	0
Napoli,M	.299	35	107	16	32	4	1	10	19	0	2	3	15	30	3	0	1	1
Quinlan,R	.250	33	80	6	20	1	1	0	4	0	1	0	4	12	3	1	2	3
Rivera,J	.216	39	125	12	27	3	0	7	22	0	3	0	8	17	0	1	4	1
Rodriguez,S	.167	29	90	10	15	4	0	1	7	1	1	2	9	32	2	1	2	2
Sandoval,F	.000	2	0	0	0	0	0	0	0	0	0	0	0	0	0	0	0	0
Teixeira,M	.340	27	103	16	35	8	0	5	23	0	2	3	16	13	2	0	3	1
SEAS TOTAL	.286	78	287	45	82	22	0	14	57	0	4	4	48	51	2	0	10	1
Willits,R	.163	41	43	11	7	1	0	0	2	0	0	0	11	12	1	0	0	0
Wilson,R	.000	2	0	0	0	0	0	0	0	0	0	0	1	0	0	0	0	0
Wood,B	.179	26	78	6	14	2	0	3	6	0	0	0	1	21	2	0	3	2
PIITCHERS	.000	81	21	0	0	0	0	0	1	0	0	0	1	9	0	0	1	5
TOTALS	.260	81	2824	382	734	137	15	87	358	14	24	25	268	517	68	24	84	50

PITCHER	ERA	W	L	G	GS	CG	SHO	SV	IP	AB	H	R	ER	HR	HB	BB	SO	WP	AVG
Adenhardt,N	6.23	0	0	1	1	0	0	0	4.1	18	6	3	3	0	0	5	3	0	.333
Arredondo,J	2.03	3	2	27	0	0	0	0	31.0	111	19	11	7	2	1	15	28	1	171
Bootcheck,C	13.50	0	1	2	0	0	0	0	3.1	16	6	5	5	1	0	2	3	0	.375
Bulger,J	14.21	0	0	7	0	0	0	0	6.1	27	8	10	10	2	2	6	12	0	.296
Garland,J	5.94	7	3	14	14	0	0	0	80.1	334	111	58	53	12	2	22	36	1	.332
Jepsen,K	8.31	0	1	5	0	0	0	0	4.1	18	6	5	4	0	0	3	4	1	.333
Lackey,J	3.23	7	2	12	12	2	0	0	83.2	310	76	31	30	14	5	24	65	2	.245
Loux,S	2.25	0	0	3	0	0	0	0	4.0	15	5	1	1	0	1	0	2	0	.333
Moseley,D	6.31	0	1	6	6	0	0	0	25.2	108	37	18	18	1	1	12	16	0	.343
O'Day,D	3.60	0	1	16	0	0	0	0	25.0	101	31	12	10	1	2	9	19	1	.307
Oliver,D	4.73	4	1	26	0	0	0	0	32.1	127	40	17	17	3	2	7	25	2	.315
Rodriguez,F	2.00	0	2	40	0	0	0	36	36.0	126	24	10	8	4	0	22	36	2	.190
Santana,E	3.02	11	2	17	17	1	1	0	116.1	434	100	40	39	8	2	31	120	3	.230
Saunders,J	2.55	10	3	15	15	1	0	0	99.0	359	83	33	28	8	2	33	48	0	.231
Shields,R	2.56	1	3	30	0	0	0	2	31.2	120	27	17	9	4	1	16	33	1	.225
Speier,J	4.58	2	4	31	0	0	0	0	35.1	141	38	20	18	7	3	12	31	8	.270
Thompson,R	0.00	0	0	1	0	0	0	0	1.0	3	0	0	0	0	0	1	0	0	.000
Weaver,Jer	4.91	5	5	16	16	0	0	0	91.2	360	99	52	50	11	3	32	84	0	.275
TOTALS	3.91	50	31	81	81	4	5	38	711.1	2728	716	343	309	78	27	251	566	22	.262

2008 IN REVIEW



Justin Speier



Maicer Izturis




2008 ANGELS VS. RIGHT HANDERS

2009 ANGELS INFORMATION GUIDE

BATTER	AVG	G	AB	R	H	2B	3B	HR	RBI	SH	SF	BB	SO	SB	CS	SLG	OBP
Anderson,G	.293	136	433	54	127	24	1	14	69	0	6	21	54	6	3	.450	.323
Aybar,E	.274	87	241	38	66	10	5	3	29	6	1	9	37	6	1	.394	.310
Brown,M	.000	9	10	0	0	0	0	0	1	0	0	1	4	0	0	.000	.091
Budde,R	.000	7	0	0	0	0	0	0	0	1	0	0	0	0	0	.000	.000
Figgins,D	.277	108	328	54	91	10	1	1	14	2	0	50	65	30	8	.323	.378
Guerrero,V	.309	131	401	65	124	26	3	20	73	0	4	36	59	3	2	.539	.369
Hunter,T	.268	135	403	63	108	21	2	17	61	0	1	34	76	14	4	.457	.333
Izturis,M	.272	76	228	37	62	12	1	2	26	1	2	24	22	9	2	.360	.341
Kendrick,H	.308	81	240	31	74	18	2	2	27	0	4	8	46	9	2	.425	.333
Kotchman,C	.269	94	290	39	78	15	0	9	38	0	2	13	20	1	1	.414	.307
SEAS TOTAL	.261	133	383	54	100	18	1	9	52	0	3	29	30	1	1	.384	.324
Mathis,J	.184	84	207	21	38	5	0	5	33	5	3	18	66	1	2	.280	.255
Matthews,G	.223	114	296	37	66	14	3	4	31	0	2	31	70	5	1	.331	.301
Morales,K	.213	26	47	6	10	1	0	2	6	0	0	2	4	0	1	.362	.260
Napoli,M	.270	71	178	31	48	7	1	16	39	1	3	24	54	5	2	.590	.364
Quinlan,R	.244	53	86	7	21	0	1	1	5	0	0	9	17	2	2	.302	.323
Rivera,J	.253	75	166	23	42	7	0	7	31	0	7	12	22	1	1	.422	.292
Rodriguez,S	.213	55	122	14	26	6	1	3	10	1	1	12	41	0	1	.352	.287
Sandoval,F	.167	6	6	0	1	0	0	0	0	0	0	1	0	0	0	.167	.286
Teixeira,M	.352	48	128	33	45	6	0	13	33	0	4	19	17	1	0	.703	.439
SEAS TOTAL	.311	140	379	77	118	27	0	26	80	0	6	58	66	1	0	.588	.405
Willits,R	.193	80	88	17	17	4	0	0	7	4	2	14	22	2	1	.239	.298
Wilson,R	.000	6	4	0	0	0	0	0	1	0	0	1	3	0	0	.000	.200
Wood,B	.229	52	118	10	27	3	0	5	13	0	1	1	30	3	0	.381	.240
PITCHERS	.000		19	0	0	0	0	0	1	0	0	1	9	0	0	.000	.050
TOTALS	.265		4039	580	1071	189	21	124	548	21	43	341	738	98	34	.414	.326

PITCHER	AVG	AB	H	HR	HB	BB	SO
Adenhardt,N	.400	30	12	0	0	4	1
Arredondo,J	.236	106	25	2	1	13	20
Bootcheck,C	.370	46	17	2	0	7	10
Bulger,J	.259	27	7	1	1	7	10
Garland,J	.307	368	113	7	6	32	44
Jepsen,K	.267	15	4	0	0	2	3
Lackey,J	.301	302	91	14	3	21	62
Loux,S	.156	32	5	0	1	0	3
Moseley,D	.300	110	33	4	2	10	19
O'Day,D	.290	93	27	0	2	6	16
Oliver,D	.271	155	42	3	2	10	23
Rodriguez,F	.205	122	25	2	0	12	31
Santana,E	.234	414	97	9	1	16	106
Saunders,J	.250	571	143	19	3	41	77
Serrano,A	.000	2	0	0	0	0	1
Shields,R	.262	122	32	5	2	14	21
Speier,J	.240	146	35	5	4	11	30
Thompson,R	.400	5	2	0	0	1	1
Weaver,Jer	.266	338	90	6	3	21	80
TOTALS	.266	3004	800	79	31	228	558



Scot Shields



Chone Figgins

2008 IN REVIEW



2008 ANGELS VS. LEFT HANDERS

2009 ANGELS INFORMATION GUIDE

BATTER	AVG	G	AB	R	H	2B	3B	HR	RBI	SH	SF	BB	SO	SB	CS	SLG	OBP
Anderson,G	.290	70	124	12	36	3	2	1	15	0	0	8	23	1	1	.371	.333
Aybar,E	.286	47	105	15	30	8	0	0	10	3	0	5	8	1	1	.362	.324
Brown,M	.111	5	9	0	1	1	0	0	2	0	0	0	6	0	0	.222	.111
Budde,R	.000	1	2	0	0	0	0	0	0	0	0	0	0	0	0	.000	.000
Figgins,D	.272	54	125	18	34	4	0	0	8	0	0	12	15	4	5	.304	.336
Guerrero,V	.286	65	140	20	40	5	0	7	18	0	0	15	18	2	1	.471	.355
Hunter,T	.304	68	148	22	45	16	0	4	17	0	0	16	32	5	1	.493	.372
Izturis,M	.258	36	62	7	16	2	1	1	11	1	0	2	5	2	0	.371	.281
Kendrick,H	.300	42	100	12	30	8	0	1	10	1	0	4	12	2	2	.410	.333
Kotchman,C	.349	49	83	8	29	9	0	3	16	0	0	5	3	1	0	.566	.393
SEAS TOTAL	.303	74	142	11	43	10	0	5	22	0	0	7	9	1	0	.479	.340
Mathis,J	.224	43	76	14	17	3	0	4	9	3	1	12	24	1	0	.421	.326
Matthews,G	.285	58	130	16	37	5	0	4	15	0	0	14	25	3	2	.415	.359
Morales,K	.214	9	14	1	3	1	0	1	2	0	0	2	3	0	0	.500	.313
Napoli,M	.286	29	49	8	14	2	0	4	10	0	3	11	16	2	1	.571	.406
Quinlan,R	.282	39	78	8	22	1	1	0	6	0	1	5	11	2	0	.321	.329
Rivera,J	.233	40	90	8	21	6	0	5	14	0	1	4	11	0	0	.467	.263
Rodriguez,S	.178	28	45	4	8	2	0	0	0	1	0	2	14	3	0	.222	.245
Teixeira,M	.369	29	65	6	24	8	0	0	10	0	1	13	6	1	0	.492	.468
SEAS TOTAL	.303	98	195	25	59	14	0	7	41	0	1	39	27	1	0	.482	.419
Willits,R	.200	13	20	4	4	0	0	0	0	1	0	7	4	0	0	.200	.407
Wilson,R	.500	2	2	0	1	0	0	0	0	0	0	0	0	0	0	.500	.500
Wood,B	.094	20	32	2	3	1	0	0	0	1	0	3	13	1	0	.125	.171
PITCHERS	.000	2	0	0	0	0	0	0	0	0	0	0	0	0	0	.000	.000
TOTALS	.276		1501	185	415	85	4	35	173	11	7	140	249	31	14	.408	.340

PITCHER	AVG	AB	H	HR	HB	BB	SO
Adenhardt,N	.300	20	6	0	0	9	3
Arredondo,J	.148	115	17	1	0	9	35
Bootcheck,C	.406	32	13	0	0	5	4
Bulger,J	.229	35	8	2	1	2	10
Garland,J	.300	413	124	16	2	27	46
Jepsen,K	.235	17	4	0	0	2	4
Lackey,J	.221	317	70	12	7	19	68
Loux,S	.379	29	11	1	1	2	1
Moseley,D	.366	101	37	2	0	10	18
O'Day,D	.275	80	22	2	2	8	13
Oliver,D	.229	109	25	2	2	6	25
Rodriguez,F	.227	128	29	2	2	22	46
Santana,E	.240	420	101	14	7	31	108
Saunders,J	.260	169	44	2	3	12	26
Serrano,A	.500	2	1	0	0	0	0
Shields,R	.209	115	24	1	0	15	43
Speier,J	.288	118	34	10	2	16	26
Thompson,R	.400	5	2	0	0	1	0
Weaver,Jer	.243	342	83	14	3	33	72
TOTALS	.255	2567	655	81	32	229	548

2008 IN REVIEW



Jered Weaver



2008 ANGELS FIELDING STATISTICS

2009 ANGELS INFORMATION GUIDE

PITCHER

PLAYER	TEAM	T	PCT	RANK	G	GS	PO	A	E	TC	DP	TP
+Adenhardt,N	LAA	R	1.000	0	3	3	0	1	0	1	0	0
+Arredondo,J	LAA	R	1.000	0	52	0	2	1	0	3	0	0
Bootcheck,C	LAA	R	.000	0	10	0	0	0	0	0	0	0
+Bulger,J	LAA	R	1.000	0	14	0	2	1	0	3	0	0
Garland,J	LAA	R	.981	12	32	32	25	26	1	52	3	0
+Jepsen,K	LAA	R	1.000	0	9	0	2	2	0	4	0	0
Lackey,J	LAA	R	.792	40	24	24	9	10	5	24	3	0
+Loux,S	LAA	R	1.000	0	7	0	2	2	0	4	1	0
Moseley,D	LAA	R	1.000	0	12	10	4	7	0	11	0	0
+O'Day,D	LAA	R	.923	0	30	0	3	9	1	13	1	0
Oliver,D	LAA	L	1.000	0	54	0	3	11	0	14	2	0
Rodriguez,F	LAA	R	.833	0	76	0	4	6	2	12	1	0
Santana,E	LAA	R	1.000	1	32	32	19	13	0	32	0	0
Saunders,J	LAA	L	1.000	1	31	31	8	33	0	41	3	0
+Serrano,A	LAA	R	.000	0	1	0	0	0	0	0	0	0
Shields,R	LAA	R	1.000	0	64	0	5	4	0	9	1	0
Speier,J	LAA	R	1.000	0	62	0	8	3	0	11	0	0
+Thompson,R	LAA	R	1.000	0	2	0	0	1	0	1	0	0
Weaver,J	LAA	R	.913	36	30	30	10	11	2	23	0	0

CATCHER

PLAYER	TEAM	T	PCT	RANK	G	GS	PO	A	E	TC	DP	TP	PB
+Budde,R	LAA	R	1.000	0	7	1	13	2	0	15	0	0	0
Mathis,J	LAA	R	.981	14	94	90	624	57	13	694	5	0	3
Napoli,M	LAA	R	.994	0	75	71	469	21	3	493	3	0	7
+Wilson,R	LAA	R	1.000	0	7	0	15	1	0	16	0	0	0

FIRST BASE

PLAYER	TEAM	T	PCT	RANK	G	GS	PO	A	E	TC	DP	TP
Kotchman,C	LAA	L	.998	0	100	95	838	73	2	913	86	0
Morales,K	LAA	R	1.000	0	6	4	30	3	0	33	7	0
Quinlan,R	LAA	R	1.000	0	22	12	105	11	0	116	11	0
Rivera,J	LAA	R	1.000	0	1	0	5	0	0	5	0	0
+Sandoval,F	LAA	R	.000	0	1	0	0	0	0	0	0	0
Teixeira,M	LAA	R	.994	0	51	51	431	34	3	468	45	0

SECOND BASE

PLAYER	TEAM	T	PCT	RANK	G	GS	PO	A	E	TC	DP	TP
Aybar,E	LAA	R	1.000	0	2	0	0	1	0	1	0	0
+Brown,M	LAA	R	1.000	0	1	0	1	1	0	2	0	0
Figgins,D	LAA	R	1.000	0	9	7	10	19	0	29	4	0
Izturis,M	LAA	R	.982	0	23	20	49	61	2	112	15	0
Kendrick,H	LAA	R	.991	0	92	90	155	287	4	446	67	0
Rivera,J	LAA	R	.000	0	1	0	0	0	0	0	0	0
+Rodriguez,S	LAA	R	.991	0	51	45	97	127	2	226	36	0

THIRD BASE

PLAYER	TEAM	T	PCT	RANK	G	GS	PO	A	E	TC	DP	TP
+Brown,M	LAA	R	.846	0	10	3	3	8	2	13	2	0
Figgins,D	LAA	R	.978	0	105	105	84	185	6	275	15	0
Izturis,M	LAA	R	1.000	0	5	5	1	7	0	8	0	0
Quinlan,R	LAA	R	.946	0	39	29	22	48	4	74	8	0
+Rodriguez,S	LAA	R	.000	0	1	0	0	0	0	0	0	0
+Sandoval,F	LAA	R	1.000	0	1	1	0	3	0	3	0	0
+Wood,B	LAA	R	.967	0	32	19	18	40	2	60	3	0

SHORTSTOP

PLAYER	TEAM	T	PCT	RANK	G	GS	PO	A	E	TC	DP	TP
Aybar,E	LAA	R	.959	0	96	91	140	276	18	434	63	0
Izturis,M	LAA	R	.991	0	52	50	69	147	2	218	31	0
+Rodriguez,S	LAA	R	1.000	0	4	2	5	12	0	17	2	0
+Wood,B	LAA	R	.979	0	28	19	42	50	2	94	19	0

OUTFIELDERS

PLAYER	TEAM	T	PCT	RANK	G	GS	PO	A	E	TC	DP	TP
Anderson,G	LAA	L	1.000	0	82	80	144	9	0	153	2	0
Guerrero,V	LAA	R	.979	0	99	99	180	8	4	192	1	0
Hunter,T	LAA	R	1.000	1	137	137	350	4	0	354	0	0
Matthews,G	LAA	R	.963	0	106	95	200	6	8	214	0	0
Morales,K	LAA	R	1.000	0	12	4	19	0	0	19	0	0
Quinlan,R	LAA	R	1.000	0	6	0	2	0	0	2	0	0
Rivera,J	LAA	R	.966	0	59	50	81	4	3	88	1	0
Willits,R	LAA	R	1.000	0	57	21	46	0	0	46	0	0

+ = ROOKIE, # = MULT. TEAMS



2008 AMERICAN LEAGUE CLUB RANKINGS

2009 ANGELS INFORMATION GUIDE

PINCH HITTERS

CLUB	AVG	AB	R	H	TB	2B	3B	HR	RBI	SH	SF	HP	BB	IBB	SO	SB	CS	GI		SLG	OBP
																		DP	DP		
Cleveland	.272	103	16	28	42	2	0	4	16	0	2	11	0	30	0	2	6	408	.353		
Minnesota	.250	92	6	23	29	3	0	1	14	1	1	1	7	1	20	0	0	4	.315	.307	
Los Angeles	.250	84	12	21	34	7	0	2	10	0	2	2	13	0	23	2	1	1	.405	.356	
Detroit	.246	65	8	16	24	2	0	2	12	0	0	12	2	22	1	0	2	.369	.364		
Seattle	.235	85	11	20	33	4	0	3	12	1	1	1	5	0	20	0	0	1	.388	.283	
Chicago	.230	87	13	20	33	4	0	3	13	0	1	1	10	0	24	0	0	2	.379	.313	
Toronto	.226	115	14	26	46	4	2	4	26	1	2	2	18	5	28	0	0	3	.400	.336	
New York	.221	86	7	19	25	3	0	1	8	1	1	0	10	1	25	1	0	1	.291	.299	
Texas	.215	79	8	17	32	3	0	4	18	1	0	1	8	0	23	1	0	2	.405	.295	
Boston	.203	69	4	14	18	2	1	0	9	1	2	1	10	1	22	1	0	4	.261	.305	
Baltimore	.193	83	5	16	23	4	0	1	9	0	1	1	5	0	25	1	0	4	.277	.244	
Oakland	.175	57	1	10	10	0	0	0	10	0	1	0	6	0	15	1	0	1	.175	.250	
Kansas City	.170	106	12	18	27	3	0	2	9	0	0	1	10	0	33	1	1	3	.255	.248	
Tampa Bay	.159	69	7	11	15	1	0	1	12	1	1	2	7	1	22	0	0	3	.217	.253	
TOTALS	.219	1180	124	259	391	42	3	28	178	7	13	15	132	11	332	9	4	37	.331	.303	

DESIGNATED HITTERS

CLUB	AVG	AB	R	H	TB	2B	3B	HR	RBI	SH	SF	HP	BB	IBB	SO	SB	CS	GI		SLG	OBP
																		DP	DP		
Boston	.326	586	118	191	355	57	1	35	126	0	3	4	113	15	119	3	1	16	.606	.436	
Seattle	.294	609	92	179	237	25	3	9	60	4	9	2	63	5	66	4	0	22	.389	.357	
Toronto	.281	562	79	158	275	33	0	28	101	2	5	7	82	4	101	1	1	15	.489	.377	
Oakland	.269	587	84	158	270	30	2	26	111	0	7	1	80	0	161	0	2	20	.460	.354	
Cleveland	.268	570	84	153	258	26	2	25	103	0	6	8	103	18	122	0	1	14	.453	.384	
Minnesota	.268	560	63	150	222	38	2	10	76	3	6	7	58	6	82	9	2	21	.396	.341	
Texas	.265	589	85	156	291	34	4	31	119	0	6	10	57	1	152	1	0	18	.494	.337	
Kansas City	.264	592	71	156	236	35	3	13	87	0	5	9	40	9	103	2	4	16	.399	.317	
Detroit	.260	592	120	154	277	29	2	30	86	0	5	9	90	4	96	20	5	11	.468	.364	
Chicago	.260	550	90	143	283	29	0	37	105	0	2	8	109	12	156	3	3	12	.515	.389	
Los Angeles	.257	591	85	152	231	23	1	18	79	1	4	5	47	13	78	6	7	18	.391	.315	
Baltimore	.252	571	72	144	233	25	2	20	70	0	6	4	57	1	93	2	1	15	.408	.321	
New York	.243	606	90	147	253	26	1	26	94	0	8	6	82	3	125	8	1	8	.417	.335	
Tampa Bay	.239	570	70	136	216	25	2	17	66	1	4	7	70	3	159	12	7	5	.379	.327	
TOTALS	.268	8135	1203	2177	3637	435	25	325	1283	11	76	87	1051	94	1613	71	35	211	.447	.355	

2008 IN REVIEW



Reggie Willits



2008 AMERICAN LEAGUE CLUB RANKINGS

2009 ANGELS INFORMATION GUIDE

CLUB BATTING

CLUB	GI																								
	AVG	G	AB	R	OR	H	TB	2B	3B	HR	GS	RBI	SH	SF	HP	BB	IBB	SO	SB	CS	DP	LOB	SHO	SLG	OBP
TEXAS	.283	162	5728	901	967	1619	2647	376	35	194	8	867	37	54	63	595	43	1207	81	25	117	1238	6	.462	.354
BOSTON	.280	162	5596	845	694	1565	2503	353	33	173	6	807	28	62	70	646	49	1068	120	35	147	1262	7	.447	.358
MINNESOTA	.280	162	5615	829	744	1570	2298	297	49	111	4	791	52	72	36	526	48	974	102	42	141	1138	8	.409	.341
DETROIT	.272	161	5607	819	849	1523	2496	291	41	200	6	779	30	44	43	570	22	1063	59	31	143	1151	12	.445	.341
NEW YORK	.271	162	5572	789	727	1512	2381	289	20	180	7	758	31	39	80	535	36	1015	118	39	149	1160	8	.427	.342
KANSAS CITY	.269	162	5608	691	781	1507	2226	303	28	120	2	650	32	36	50	392	31	1005	79	38	144	1073	13	.397	.320
LOS ANGELES	.268	162	5540	765	697	1486	2287	274	25	159	4	721	32	50	52	481	52	987	129	48	140	1087	6	.413	.330
BALTIMORE	.267	161	5559	782	869	1486	2384	322	30	172	3	750	27	48	42	533	37	990	81	37	111	1134	5	.429	.333
SEATTLE	.265	162	5643	671	811	1498	2195	285	20	124	3	631	36	42	38	417	44	890	90	32	137	1151	12	.389	.318
TORONTO	.264	162	5503	714	610	1453	2198	303	32	126	7	681	48	56	59	521	34	938	80	27	150	1155	12	.399	.331
CHICAGO	.263	161	5494	802	727	1447	2465	293	13	233	11	778	28	47	63	531	31	1005	65	34	156	1056	11	.449	.333
CLEVELAND	.262	162	5543	805	761	1455	2351	339	22	171	3	772	43	49	103	560	44	1213	77	29	123	1184	5	.424	.339
TAMPA BAY	.260	162	5541	774	671	1443	2341	284	37	180	5	735	23	52	68	626	33	1224	142	50	111	1215	7	.422	.340
OAKLAND	.242	161	5451	646	690	1318	2009	270	23	125	2	610	30	35	48	574	23	1226	88	21	126	1166	10	.369	.318

CLUB PITCHING

CLUB	W	L	ERA	G	CG	SHO	REL	SV	IP	H	R	ER	HR	HB	BB	IBB	SO	WP	BK	AVG
TORONTO	86	76	3.49	162	15	13	421	44	1446.2	1330	610	561	134	67	467	42	1184	51	4	.244
TAMPA BAY	97	65	3.82	162	7	12	448	52	1457.2	1349	671	618	166	46	526	29	1143	52	3	.246
LOS ANGELES	100	62	3.99	162	7	10	383	66	1451.1	1455	697	644	160	63	457	32	1106	50	2	.261
BOSTON	95	67	4.01	162	5	16	466	47	1446.1	1369	694	645	147	68	548	17	1185	43	2	.250
OAKLAND	75	86	4.01	161	4	7	441	33	1435.0	1364	690	640	135	54	576	45	1061	30	4	.253
CHICAGO	87	74	4.11	161	4	9	458	33	1439.2	1463	727	657	156	47	455	41	1129	54	3	.262
MINNESOTA	88	74	4.18	162	5	10	483	42	1451.0	1563	744	674	182	31	403	37	992	45	4	.275
NEW YORK	89	73	4.28	162	1	11	475	42	1441.2	1478	727	685	143	51	489	37	1141	55	5	.266
CLEVELAND	81	81	4.45	162	10	13	399	31	1437.0	1530	761	711	170	51	444	28	986	44	5	.273
KANSAS CITY	75	87	4.48	162	2	8	439	44	1445.2	1473	781	720	159	41	515	15	1085	68	5	.264
SEATTLE	61	101	4.73	162	4	4	469	36	1435.1	1544	811	754	161	53	626	37	1016	60	5	.276
DETROIT	74	87	4.88	161	1	2	436	34	1437.0	1535	849	779	171	68	638	62	983	61	7	.275
BALTIMORE	68	93	5.13	161	4	4	492	35	1422.0	1538	869	810	184	80	687	44	922	72	7	.277
TEXAS	79	83	5.37	162	6	8	457	36	1442.0	1647	967	860	176	72	625	44	963	62	9	.288

CLUB FIELDING

CLUB	PCT	G	PO	A	E	TC	DP	TP	PB
TORONTO	.986	162	4340	1699	84	6123	137	0	6
NEW YORK	.986	162	4325	1586	83	5994	141	0	11
BOSTON	.986	162	4339	1597	85	6021	149	0	18
LOS ANGELES	.985	162	4354	1646	91	6091	159	0	10
TAMPA BAY	.985	162	4373	1495	90	5958	153	0	10
CLEVELAND	.985	162	4311	1689	94	6094	182	1	13
KANSAS CITY	.984	162	4337	1548	96	5981	159	0	8
SEATTLE	.984	162	4306	1654	99	6059	160	0	14
OAKLAND	.984	161	4305	1573	98	5976	169	0	8
BALTIMORE	.983	161	4266	1661	100	6027	163	0	15
CHICAGO	.983	161	4319	1716	106	6141	151	0	6
MINNESOTA	.982	162	4353	1671	108	6132	167	0	4
DETROIT	.981	161	4311	1629	112	6052	172	0	16
TEXAS	.978	162	4326	1676	132	6134	191	0	13

2008 IN REVIEW



2008 AMERICAN LEAGUE BATTING LEADERS

2009 ANGELS INFORMATION GUIDE

BATTING AVERAGE

.330	Mauer, J	MIN
.326	Pedroia, D	BOS
.321	Bradley, M	TEX
.319	Kinsler, I	TEX
.318	Ordenez, M	DET
.312	Youkilis, K	BOS
.310	Suzuki, I	SEA
.307	Dejesus, D	KC
.307	Polanco, P	DET
.306	Markakis, N	BAL

HOME RUNS

37	Cabrera, M	DET
36	Quentin, C	CWS
35	Rodriguez, A	NY
34	Dye, J	CWS
33	Sizemore, G	CLE
33	Cust, J	OAK
33	Thome, J	CWS
32	Hamilton, J	TEX
32	Huff, A	BAL
32	Giambi, J	NY

RUNS BATTED IN

130	Hamilton, J	TEX
129	Morneau, J	MIN
127	Cabrera, M	DET
115	Youkilis, K	BOS
110	Ibanez, R	SEA
108	Huff, A	BAL
104	Mora, M	BAL
103	Rodriguez, A	NY
103	Ordenez, M	DET
102	Pena, C	TB

MULTI HIT GAMES

61	Pedroia, D	BOS
59	Hamilton, J	TEX
58	Suzuki, I	SEA
57	Abreu, B	NY
54	Lopez, J	SEA
54	Rios, A	TOR
53	Morneau, J	MIN
52	(04) PLAYERS	TIED

RUNS

118	Pedroia, D	BOS
112	Granderson, C	DET
107	Roberts, B	BAL
106	Markakis, N	BAL
104	Peralta, J	CLE
104	Rodriguez, A	NY
103	Suzuki, I	SEA
102	Kinsler, I	TEX
102	Young, M	TEX
101	Sizemore, G	CLE

HITS

213	Pedroia, D	BOS
213	Suzuki, I	SEA
191	Lopez, J	SEA
190	Hamilton, J	TEX
187	Morneau, J	MIN
186	Ibanez, R	SEA
185	Rios, A	TOR
185	Cabrera, O	CWS
183	Young, M	TEX
182	(02) PLAYERS	TIED

TOTAL BASES

331	Hamilton, J	TEX
330	Huff, A	BAL
329	Cabrera, M	DET
322	Pedroia, D	BOS
318	Sizemore, G	CLE
316	Dye, J	CWS
311	Morneau, J	MIN
306	Youkilis, K	BOS
304	Ibanez, R	SEA
293	Rios, A	TOR

GRAND SLAMS

3	Ramirez, A	CWS
2	(13) PLAYERS	TIED

DOUBLES

54	Pedroia, D	BOS
51	Roberts, B	BAL
48	Markakis, N	BAL
48	Huff, A	BAL
47	Morneau, J	MIN
47	Rios, A	TOR
43	Youkilis, K	BOS
43	Ibanez, R	SEA
42	Peralta, J	CLE
42	Guillen, J	KC

TRIPLES

13	Granderson, C	DET
10	Crawford, C	TB
9	Iwamura, A	TB
8	Roberts, B	BAL
8	Rios, A	TOR
7	(07) PLAYERS	TIED

STOLEN BASES

50	Ellsbury, J	BOS
44	Upton, B	TB
43	Suzuki, I	SEA
40	Roberts, B	BAL
38	Sizemore, G	CLE
34	Figgins, D	LAA
33	Gomez, C	MIN
32	Rios, A	TOR
29	Damon, J	NY
26	Kinsler, I	TEX

HITTING STREAKS

25	Kinsler, I	TEX
06/17 - 07/13		
23	Young, M	TEX
05/14 - 06/10		
23	Anderson, G	LAA
07/23 - 08/20		
19	(03) STREAKS	TIED

WALKS

111	Cust, J	OAK
99	Markakis, N	BAL
98	Sizemore, G	CLE
97	Upton, B	TB
96	Pena, C	TB
90	Thome, J	CWS
84	Mauer, J	MIN
82	Swisher, N	CWS
82	Roberts, B	BAL
80	Bradley, M	TEX

ON BASE PERCENTAGE

.436	Bradley, M	TEX
.415	Mauer, J	MIN
.406	Markakis, N	BAL
.394	Quentin, C	CWS
.392	Rodriguez, A	NY
.390	Youkilis, K	BOS
.383	Upton, B	TB
.378	Roberts, B	BAL
.377	Pena, C	TB
.376	Ordenez, M	DET

SLUGGING PERCENTAGE

.573	Rodriguez, A	NY
.571	Quentin, C	CWS
.569	Youkilis, K	BOS
.563	Bradley, M	TEX
.552	Huff, A	BAL
.542	Dye, J	CWS
.538	Cabrera, M	DET
.531	Longoria, E	TB
.530	Hamilton, J	TEX
.521	Guerrero, V	LAA

EXTRA BASE HITS

82	Huff, A	BAL
77	Sizemore, G	CLE
77	Dye, J	CWS
76	Youkilis, K	BOS
74	Cabrera, M	DET
74	Morneau, J	MIN
73	Pedroia, D	BOS
72	Hamilton, J	TEX
70	Rios, A	TOR
69	(03) PLAYERS	TIED

OUTFIELD ASSISTS

17	Markakis, N	BAL
16	Upton, B	TB
14	Rios, A	TOR
12	Francisco, B	CLE
11	Young, D	MIN
11	Suzuki, I	SEA
10	Guillen, J	KC
10	Brown, E	OAK
10	Abreu, B	NY
9	(03) PLAYERS	TIED

HOME BATTING AVG

.362	Mauer, J	MIN
.358	Bradley, M	TEX
.350	Ordenez, M	DET
.345	Hamilton, J	TEX
.344	Pedroia, D	BOS
.335	Kinsler, I	TEX
.333	Dye, J	CWS
.328	Renteria, E	DET
.326	Youkilis, K	BOS
.324	Rodriguez, A	NY

ROAD BATTING AVG

.330	Markakis, N	BAL
.318	Peralta, J	CLE
.317	Morneau, J	MIN
.315	Polanco, P	DET
.312	Guerrero, V	LAA
.311	Dejesus, D	KC
.309	Pedroia, D	BOS
.309	Ramirez, A	CWS
.309	Ibanez, R	SEA
.305	Suzuki, I	SEA

RISP BATTING AVG

.419	Dejesus, D	KC
.413	Kinsler, I	TEX
.374	Youkilis, K	BOS
.374	Ramirez, A	CWS
.362	Mauer, J	MIN
.360	Mora, M	BAL
.348	Morneau, J	MIN
.338	Anderson, G	LAA
.333	Damon, J	NY
.327	Ibanez, R	SEA

GAMES PLAYED

162	Suzuki, I	SEA
162	Morneau, J	MIN
162	Ibanez, R	SEA
159	Cano, R	NY
159	Lopez, J	SEA
159	Cabrera, M	DET
159	Cabrera, O	CWS
158	Overbay, L	TOR
157	(03) PLAYERS	TIED



2008 AMERICAN LEAGUE BATTING LEADERS

2009 ANGELS INFORMATION GUIDE

DAY BATTING AVG

.368	Roberts, B	BAL
.359	Jeter, D	NYN
.350	Dye, J	CWS
.346	Kinsler, I	TEX
.344	Youkilis, K	BOS
.340	Quentin, C	CWS
.339	Rodriguez, A	NYN
.339	Ordonez, M	DET
.337	Pedroia, D	BOS
.333	Huff, A	BAL

NIGHT BATTING AVG

.330	Young, D	MIN
.330	Mauer, J	MIN
.324	Bradley, M	TEX
.323	Hamilton, J	TEX
.323	Cabrera, M	DET
.322	Pedroia, D	BOS
.317	Polanco, P	DET
.316	Guerrero, V	LAA
.310	Damon, J	NYN
.309	Kinsler, I	TEX

VS RIGHTY AVG

.332	Kinsler, I	TEX
.331	Pedroia, D	BOS
.321	Damon, J	NYN
.321	Huff, A	BAL
.320	Suzuki, I	SEA
.318	Youkilis, K	BOS
.316	Rodriguez, A	NYN
.314	Ordonez, M	DET
.313	Hamilton, J	TEX
.312	Bradley, M	TEX

VS LEFTY AVG

.367	Mauer, J	MIN
.366	Renteria, E	DET
.341	Bradley, M	TEX
.340	Beltre, A	SEA
.328	Ordonez, M	DET
.321	Polanco, P	DET
.315	Abreu, B	NYN
.315	Garko, R	CLE
.314	Mora, M	BAL
.313	Roberts, B	BAL

CAUGHT STEALING

16	Upton, B	TB
13	Figgins, D	LAA
11	Ellsberry, J	BOS
11	Gomez, C	MIN
11	Abreu, B	NYN
10	Roberts, B	BAL
9	Ramirez, A	CWS
8	Dejesus, D	KC
8	Rios, A	TOR
8	Damon, J	NYN

SACRIFICE BUNTS

13	Casilla, A	MIN
11	Cabrera, A	CLE
10	Gathright, J	KC
10	Carroll, J	CLE
9	Aybar, E	LAA
9	Eckstein, D	TOR
8 (05)	PLAYERS	TIED
8	Pena, C	TB
9	Cabrera, O	CWS
9	Giambi, J	NYN

SACRIFICE FLIES

11	Mauer, J	MIN
10	Morneau, J	MIN
9	Pedroia, D	BOS
9	Youkilis, K	BOS
9	Lopez, J	SEA
9	Cabrera, M	DET
9	Hamilton, J	TEX
131	Iwamura, A	TB
131	Teahen, M	KC
131	Hannahan, J	OAK

STRIKEOUTS

197	Cust, J	OAK
166	Pena, C	TB
143	Thome, J	CWS
142	Gomez, C	MIN
135	Swisher, N	CWS
134	Upton, B	TB
133	Shoppach, K	CLE

GROUNDED INTO DP

27	Guerrero, V	LAA
27	Ordonez, M	DET
26	Peralta, J	CLE
24	Overbay, L	TOR
24	Jeter, D	NYN
23	Butler, B	KC
23	Betancourt, Y	SEA
23	Guillen, J	KC
21	Mauer, J	MIN
20	(03) PLAYERS	TIED

INTENTIONAL WALKS

16	Morneau, J	MIN
16	Guerrero, V	LAA
14	Sizemore, G	CLE
13	Bradley, M	TEX
12	Suzuki, I	SEA
12	Ortiz, D	BOS
11	Ibanez, R	SEA
10	Scott, L	BAL
10	Beltre, A	SEA
9 (04)	PLAYERS	TIED

HIT BY PITCH

22	Giambi, J	NYN
20	Quentin, C	CWS
15	Garko, R	CLE
14	Rodriguez, A	NYN
12	Youkilis, K	BOS
12	Pena, C	TB
11 (05)	PLAYERS	TIED
634	Sizemore, G	CLE
627	Iwamura, A	TB
624	Hamilton, J	TEX

AT BATS

686	Suzuki, I	SEA
653	Pedroia, D	BOS
653	Cabrera, A	CWS
645	Young, M	TEX
644	Lopez, J	SEA
635	Rios, A	TOR
635	Ibanez, R	SEA

HARDEST TO FAN (PLATE APP. PER SO)

14.6	Polanco, P	DET
14.0	Betancourt, Y	SEA
14.0	Pedroia, D	BOS
13.1	Mauer, J	MIN
11.5	Suzuki, I	SEA
10.3	Cabrera, O	CWS
10.3	Lopez, J	SEA
9.8	Cano, R	NYN
9.1	Scutaro, M	TOR
8.7	Kinsler, I	TEX

RBI RATIO (AT BATS PER RBI)

4.7	Youkilis, K	BOS
4.8	Giambi, J	NYN
4.8	Quentin, C	CWS
4.8	Hamilton, J	TEX
4.8	Pena, C	TB
4.8	Morneau, J	MIN
4.8	Cabrera, M	DET
4.9	Mora, M	BAL
5.0	Rodriguez, A	NYN
5.3	Longoria, E	TB

HOME RUN RATIO (AT BATS PER HOME RUN)

13.3	Quentin, C	CWS
14.3	Giambi, J	NYN
14.6	Rodriguez, A	NYN
14.6	Cust, J	OAK
15.0	Thome, J	CWS
15.8	Pena, C	TB
16.5	Cabrera, M	DET
16.6	Longoria, E	TB
17.1	Dye, J	CWS
18.6	Youkilis, K	BOS

HARDEST TO DOUBLE UP (AT BATS PER GDP)

313.5	Iwamura, A	TB
126.8	Sizemore, G	CLE
111.0	Damon, J	NYN
95.3	Teahen, M	KC
87.2	Hannahan, J	OAK
85.8	Suzuki, I	SEA
82.1	Gomez, C	MIN
81.7	Pena, C	TB
78.4	Granderson, C	DET
78.0	Hamilton, J	TEX

* Has not hit into G IDP

LONGEST HIT STREAK VS. ANY TEAM - SINCE 1969

Player	Opp.	Dates	Games
Vladimir Guerrero	vs Tex	APR-09-2004 - AUG-05-2006	44
Ken Griffey Jr.	vs Cle	MAY-24-1992 - AUG-06-1996	35
George Bell	vs Cle	JUN-01-1985 - AUG-08-1987	34
Paul Molitor	vs CWS	MAY-01-1993 - SEP-20-1996	32
Dave Parker	vs Cin	JUL-09-1976 - MAY-13-1979	32

Courtesy of Stats Inc.



2008 AMERICAN LEAGUE PITCHING LEADERS

2009 ANGELS INFORMATION GUIDE

EARNED RUN AVERAGE

2.54	Lee,C	CLE
2.78	Halladay,R	TOR
2.90	Matsuzaka,D	BOS
3.21	Lester,J	BOS
3.37	Mussina,M	NY
3.41	Saunders,J	LAA
3.45	Baker,T	MIN
3.45	Hernandez,F	SEA
3.47	Danks,J	CWS
3.47	Greinke,Z	KC

SAVES

62	Rodriguez,F	LAA
42	Soria,J	KC
41	Papelbon,J	BOS
39	Nathan,J	MIN
39	Rivera,M	NY
32	Ryan,B	TOR
31	Sherrill,G	BAL
29	Jenks,R	CWS
28	Percival,T	TB
24	Wilson,C	TEX

GAMES

76	Guerrier,M	MIN
76	Rodriguez,F	LAA
75	Reyes,D	MIN
75	Wright,J	TEX
73	Perez,R	CLE
73	Delcarmen,M	BOS
73	Thornton,M	CWS
72	Green,S	SEA
71	Ramirez,R	KC
71	Dotel,O	CWS

WINNING PERCENTAGE

.880	Lee,C	CLE	(22-03)
.857	Matsuzaka,D	BOS	(18-03)
.750	Perkins,G	MIN	(12-04)
.733	Baker,T	MIN	(11-04)
.727	Lester,J	BOS	(16-06)
.708	Saunders,J	LAA	(17-07)
.706	Lackey,J	LAA	(12-05)
.696	Santana,E	LAA	(16-07)
.690	Mussina,M	NY	(20-09)
.684	Galarraga,A	DET	(13-06)

HOME EARNED RUN AVERAGE

2.45	Lee,C	CLE
2.49	Lester,J	BOS
2.59	Shields,J	TB
2.65	Buehrle,M	CWS
2.77	Litsch,J	TOR
2.78	Halladay,R	TOR
2.85	Marcum,S	TOR
2.89	Garza,M	TB
2.92	Greinke,Z	KC
2.95	Blackburn,N	MIN

DAY EARNED RUN AVERAGE

2.30	Lee,C	CLE
2.49	Shields,J	TB
2.50	Danks,J	CWS
2.54	Galarraga,A	DET
2.58	Litsch,J	TOR
2.78	Hernandez,F	SEA
2.81	Halladay,R	TOR
2.95	Blackburn,N	MIN
3.01	Baker,T	MIN
3.04	Greinke,Z	KC

WINS

22	Lee,C	CLE
20	Halladay,R	TOR
20	Mussina,M	NY
18	Matsuzaka,D	BOS
18	Burnett,A	TOR
17	Saunders,J	LAA
16	Lester,J	BOS
16	Floyd,G	CWS
16	Santana,E	LAA
15	Buehrle,M	CWS

GAMES STARTED

34	Buehrle,M	CWS
34	Meche,G	KC
34	Burnett,A	TOR
34	Mussina,M	NY
33	Verlander,J	DET
33	Lester,J	BOS
33	Shields,J	TB
33	Halladay,R	TOR
33	Vazquez,J	CWS
33	Pettitte,A	NY

INNINGS PITCHED

246.0	Halladay,R	TOR
223.1	Lee,C	CLE
221.1	Burnett,A	TOR
219.0	Santana,E	LAA
218.2	Buehrle,M	CWS
215.0	Shields,J	TB
210.1	Lester,J	BOS
210.1	Meche,G	KC
208.1	Vazquez,J	CWS
204.0	Pettitte,A	NY

SHUTOUTS

2	Slowey,K	MIN
2	Litsch,J	TOR
2	Garza,M	TB
2	Lester,J	BOS
2	Shields,J	TB
2	Lee,C	CLE
2	Sabathia,C	CLE
2	Halladay,R	TOR
1	(08) PLAYERS TIED	

ROAD EARNED RUN AVERAGE

2.55	Saunders,J	LAA
2.61	Lee,C	CLE
2.78	Halladay,R	TOR
2.85	Beckett,J	BOS
2.92	Danks,J	CWS
3.01	Hernandez,F	SEA
3.02	Santana,E	LAA
3.07	Mussina,M	NY
3.23	Lackey,J	LAA
3.27	Galarraga,A	DET

NIGHT EARNED RUN AVERAGE

2.62	Lee,C	CLE
2.77	Halladay,R	TOR
3.07	Lester,J	BOS
3.16	Slowey,K	MIN
3.17	Santana,E	LAA
3.41	Buehrle,M	CWS
3.46	Mussina,M	NY
3.50	Guthrie,J	BAL
3.51	Marcum,S	TOR
3.56	Saunders,J	LAA

WINNING STREAKS

11	Lee,C	CLE	07/11 - 09/12
8	Matsuzaka,D	BOS	04/01 - 05/22
7	Matsuzaka,D	BOS	08/03 - 09/21
7	Lester,J	BOS	06/05 - 08/02
6	(13) STREAKS TIED		

COMPLETE GAMES

9	Halladay,R	TOR	
4	Lee,C	CLE	
3	Slowey,K	MIN	
3	Garza,M	TB	
3	Shields,J	TB	
3	Lackey,J	LAA	
3	Sabathia,C	CLE	
3	Millwood,K	TEX	
2	(07) PLAYERS TIED		

STRIKEOUTS

231	Burnett,A	TOR
214	Santana,E	LAA
206	Halladay,R	TOR
200	Vazquez,J	CWS
183	Greinke,Z	KC
183	Meche,G	KC
175	Hernandez,F	SEA
172	Beckett,J	BOS
170	Lee,C	CLE
166	Kazmir,S	TB

OPP. BATTING AVERAGE AGAINST

.211	Matsuzaka,D	BOS
.226	Galarraga,A	DET
.228	Wakefield,T	BOS
.237	Halladay,R	TOR
.237	Santana,E	LAA
.242	Guthrie,J	BAL
.242	Floyd,G	CWS
.243	Smith,G	OAK
.245	Garza,M	TB
.247	Baker,T	MIN

2008 AMERICAN LEAGUE PITCHING LEADERS

2009 ANGELS INFORMATION GUIDE

HITS ALLOWED

240	Buehrle,M	CWS
237	Garland,J	LAA
233	Pettitte,A	NY Yankees
220	Blackburn,N	MIN
220	Halladay,R	TOR
220	Millwood,K	TEX
218	Robertson,N	DET
215	Bannister,B	KC
214	(03) PLAYERS	TIED

LOSSES

17	Verlander,J	DET
16	Smith,G	OAK
16	Bannister,B	KC
16	Vazquez,J	CWS
15	Silva,C	SEA
14	Washburn,J	SEA
14	Batista,M	SEA
14	Pettitte,A	NY Yankees
13	Rogers,K	DET
12	(05) PLAYERS	TIED

HOME RUNS

31	Byrd,P	BOS
30	Floyd,G	CWS
29	Bannister,B	KC
28	Galarraza,A	DET
26	Lackey,J	LAA
26	Robertson,N	DET
26	Padilla,V	TEX
25	Perkins,G	MIN
25	Vazquez,J	CWS
25	Wakefield,T	BOS

FEWEST WALKS PER 9 INNINGS

1.4	Lee,C	CLE
1.4	Mussina,M	NY Yankees
1.4	Halladay,R	TOR
1.7	Shields,J	TB
1.7	Byrd,P	BOS
1.7	Sonnanstin,A	TB
1.7	Blackburn,N	MIN
1.8	Beckett,J	BOS
1.9	Santana,E	LAA
2.0	Litsch,J	TOR

WILD PITCHES

15	Cabrera,D	BAL
12	Padilla,V	TEX
12	Wakefield,T	BOS
11	Dickey,R	SEA
11	Burnett,A	TOR
9	Floyd,G	CWS
8	(05) PLAYERS	TIED

HITS BATSMEN

18	Cabrera,D	BAL
15	Padilla,V	TEX
14	Verlander,J	DET
13	Wakefield,T	BOS
12	Eveland,D	OAK
12	Shields,J	TB
12	Halladay,R	TOR
10	(04) PLAYERS	TIED

EARNED RUNS

119	Robertson,N	DET
117	Bannister,B	KC
110	Silva,C	SEA
110	Rogers,K	DET
108	Verlander,J	DET
108	Vazquez,J	CWS
107	Garland,J	LAA
105	Cabrera,D	BAL
103	Pettitte,A	NY Yankees
100	Burnett,A	TOR

STRIKEOUTS PER 9 INNINGS

9.4	Burnett,A	TOR
8.9	Beckett,J	BOS
8.8	Santana,E	LAA
8.6	Vazquez,J	CWS
8.3	Matsuzaka,D	BOS
8.1	Greinke,Z	KC
7.8	Hernandez,F	SEA
7.8	Meche,G	KC
7.7	Weaver,J	LAA
7.5	Halladay,R	TOR

BALKS

3	Verlander,J	DET
3	Padilla,V	TEX
2	Chamberlain,J	NY Yankees
2	Garza,M	TB
2	Feldman,S	TEX
2	Harrison,M	TEX
2	Cabrera,D	BAL
2	Sabathia,C	CLE
2	Burnett,A	TOR
1	(45) PLAYERS	TIED

WALKS

94	Matsuzaka,D	BOS
90	Cabrera,D	BAL
87	Smith,G	OAK
87	Verlander,J	DET
86	Burnett,A	TOR
80	Hernandez,F	SEA
79	Batista,M	SEA
77	Eveland,D	OAK
77	Jackson,J,E	TB
73	Meche,G	KC

RUNS ALLOWED

127	Bannister,B	KC
124	Robertson,N	DET
119	Verlander,J	DET
118	Rogers,K	DET
116	Garland,J	LAA
114	Silva,C	SEA
113	Vazquez,J	CWS
112	Pettitte,A	NY Yankees
109	Cabrera,D	BAL
109	Burnett,A	TOR

OPP. BATTING AVG AGAINST

.211	Matsuzaka,D	BOS
.226	Galarraza,A	DET
.228	Wakefield,T	BOS
.237	Halladay,R	TOR
.237	Santana,E	LAA
.242	Guthrie,J	BAL
.242	Floyd,G	CWS
.243	Smith,G	OAK
.245	Garza,M	TB
.247	Baker,T	MIN

GAMES FINISHED

69	Rodriguez,F	LAA
62	Papelbon,J	BOS
60	Rivera,M	NY Yankees
57	Soria,J	KC
56	Nathan,J	MIN
51	Jenks,R	CWS
49	Sherrill,G	BAL
48	Ryan,B	TOR
41	Wilson,C	TEX
38	Percival,T	TB



Jose Arredondo

2008 IN REVIEW



2008 NATIONAL LEAGUE RANKINGS

2009 ANGELS INFORMATION GUIDE

CLUB BATTING

CLUB	AVG	G	AB	R	OR	H	TB	2B	3B	HR	GS	RBI	SH	SF	HP	BB	IBB	SO	SB	CS	DP	LOB	SHO	SLG	OBP	GI
ST. LOUIS	.281	162	5636	779	725	1585	2442	283	26	174	4	744	71	44	42	577	63	985	73	32	150	1241	5	433	.350	
CHICAGO	.278	161	5588	855	671	1552	2475	329	21	184	7	811	65	45	50	636	48	1186	87	34	134	1237	8	443	.354	
ATLANTA	.270	162	5604	753	778	1514	2286	316	33	130	2	721	69	34	42	618	56	1023	58	27	143	1274	14	408	.345	
NEW YORK	.266	162	5606	799	715	1491	2357	274	38	172	4	751	73	49	39	619	71	1024	138	36	129	1220	6	420	.340	
LOS ANGELES	.264	162	5506	700	648	1455	2195	271	29	137	1	659	64	38	43	543	62	1032	126	43	153	1161	12	399	.333	
COLORADO	.263	162	5557	747	822	1462	2308	310	28	160	4	714	90	38	57	570	36	1209	141	37	119	1207	6	415	.336	
HOUSTON	.263	161	5451	712	743	1432	2261	284	22	167	6	684	57	41	52	449	42	1051	114	52	116	1073	6	415	.323	
SAN FRANCISCO	.262	162	5543	640	759	1452	2119	311	37	94	1	606	57	44	48	452	45	1044	108	46	139	1148	13	382	.321	
PITTSBURGH	.258	162	5628	735	884	1454	2269	314	21	153	3	705	66	51	59	474	40	1039	57	19	111	1135	7	403	.320	
PHILADELPHIA	.255	162	5509	799	680	1407	2412	291	36	214	2	762	71	40	67	586	68	1117	136	25	108	1154	8	438	.332	
FLORIDA	.254	161	5499	770	767	1397	2379	302	28	208	4	741	49	46	69	543	50	1371	76	28	98	1140	9	433	.326	
MILWAUKEE	.253	162	5535	750	689	1398	2386	324	35	198	1	722	54	43	69	550	44	1203	108	38	97	1153	4	431	.325	
WASHINGTON	.251	161	5491	641	825	1376	2048	269	26	117	4	608	64	36	67	534	21	1095	81	43	153	1178	21	373	.323	
ARIZONA	.251	162	5409	720	706	1355	2244	318	47	159	3	683	68	43	49	587	49	1287	58	23	105	1142	6	415	.327	
SAN DIEGO	.250	162	5568	637	764	1390	2170	264	27	154	1	615	59	46	43	518	35	1259	36	17	129	1181	13	390	.317	
CINCINNATI	.247	162	5465	704	800	1351	2229	269	24	187	5	677	72	41	50	560	50	1125	85	47	101	1138	10	408	.321	
TOTALS	.260		88595	11976		36580		478		52		1049		856		780		1482		1985		148			.331	
		1294		11741		23071		4729		2608		11203		679		8816		18050		547		18782			.413	

CLUB PITCHING

CLUB	W	L	ERA	G	CG	SHO	REL	SV	IP	H	R	ER	HR	HB	BB	IBB	SO	WP	BK	OPP	AVG
LOS ANGELES	84	78	3.68	162	5	11	461	35	1447.1	1381	648	591	123	48	480	58	1205	47	4	251	
MILWAUKEE	90	72	3.85	162	12	10	445	45	1455.2	1415	689	623	175	42	528	32	1110	53	5	256	
CHICAGO	97	64	3.87	161	2	8	478	44	1450.2	1329	671	624	160	65	548	45	1264	48	7	242	
PHILADELPHIA	92	70	3.88	162	4	11	468	47	1449.2	1444	680	625	160	57	533	64	1081	34	3	260	
ARIZONA	82	80	3.98	162	6	9	444	39	1434.2	1403	706	635	147	68	451	41	1229	59	3	256	
NEW YORK	89	73	4.07	162	5	12	557	43	1464.1	1415	715	662	163	70	590	53	1181	55	4	254	
ST. LOUIS	86	76	4.19	162	2	7	506	42	1454.0	1517	725	677	163	51	496	21	957	50	2	270	
HOUSTON	86	75	4.36	161	4	13	488	48	1425.1	1453	743	691	197	50	492	53	1095	22	9	264	
SAN FRANCISCO	72	90	4.38	162	4	12	478	41	1442.0	1416	759	701	147	70	652	59	1240	77	7	258	
SAN DIEGO	63	99	4.41	162	3	6	491	30	1458.1	1466	764	714	165	38	561	61	1100	43	4	263	
FLORIDA	84	77	4.43	161	2	8	511	36	1435.1	1421	767	707	161	58	586	66	1127	59	4	258	
ATLANTA	72	90	4.46	162	2	7	545	26	1440.2	1439	778	714	156	42	586	80	1076	42	5	263	
CINCINNATI	74	88	4.55	162	2	6	507	34	1442.1	1542	800	729	201	67	557	40	1227	52	7	275	
WASHINGTON	59	102	4.66	161	2	8	517	28	1434.0	1496	825	742	190	51	588	44	1063	59	8	270	
COLORADO	74	88	4.77	162	3	8	485	36	1446.0	1547	822	766	148	53	562	49	1041	61	7	276	
PITTSBURGH	67	95	5.08	162	3	7	497	34	1455.0	1631	884	822	176	49	657	31	963	64	9	286	
TOTALS	1271	1317	4.29	1294	61	143	7878	608	23135.1	23315	11976	11023	2632	879	8867	797	17959	825	88	263	

CLUB FIELDING

CLUB	PCT	G	PO	A	E	TC	DP	TP	PB
HOUSTON	.989	161	4276	1596	67	5939	142	0	8
ST. LOUIS	.986	162	4362	1817	85	6264	156	0	7
NEW YORK	.986	162	4393	1552	83	6028	126	0	7
SAN DIEGO	.986	162	4375	1626	85	6086	149	0	11
PHILADELPHIA	.985	162	4349	1698	90	6137	142	0	5
COLORADO	.985	162	4338	1816	96	6250	176	0	10
LOS ANGELES	.984	162	4342	1795	101	6238	138	0	9
MILWAUKEE	.984	162	4367	1698	101	6166	160	0	5
SAN FRANCISCO	.983	162	4326	1393	96	5815	129	1	8
CHICAGO	.983	161	4352	1445	99	5896	118	0	8
PITTSBURGH	.983	162	4365	1830	107	6302	179	0	13
ATLANTA	.983	162	4322	1791	107	6220	149	0	14
ARIZONA	.981	162	4304	1565	113	5982	137	0	7
CINCINNATI	.981	162	4327	1567	114	6008	156	0	17
FLORIDA	.980	161	4306	1501	117	5924	122	0	10
WASHINGTON	.980	161	4302	1578	123	6003	143	0	12
TOTALS	.984	1294	69406	26268	1584	97258	2322	1	151



2008 NATIONAL LEAGUE RANKINGS

2009 ANGELS INFORMATION GUIDE

BATTING AVERAGE

.364 Jones,C	ATL
.357 Pujols,A	STL
.321 Holliday,M	COL
.316 Guzman,C	WSH
.312 Berkman,L	HOU
.307 Theriot,R	CHI
.306 Winn,R	SF
.306 Giles,B	SD
.305 Ethier,A	LA
.302 Wright,D	NY

HOME RUNS

48 Howard,R	PHI
40 Dunn,A	ARI
38 Delgado,C	NY
37 Braun,R	MIL
37 Pujols,A	STL
37 Ludwick,R	STL
36 Gonzalez,A	SD
34 Fielder,P	MIL
33 (04) PLAYERS TIED	

RUNS BATTED IN

146 Howard,R	PHI
124 Wright,D	NY
119 Gonzalez,A	SD
116 Pujols,A	STL
115 Delgado,C	NY
113 Ludwick,R	STL
112 Beltran,C	NY
111 Ramirez,A	CHI
106 Braun,R	MIL
106 Berkman,L	HOU

MULTI HIT GAMES

64 Reyes,J	NY
58 Theriot,R	CHI
57 Guzman,C	WSH
56 Pujols,A	STL
53 Drew,S	ARI
52 Atkins,G	COL
51 Wright,D	NY
50 (04) PLAYERS TIED	

RUNS

125 Ramirez,H	FLA
116 Beltran,C	NY
115 Wright,D	NY
114 Berkman,L	HOU
113 McLouth,N	PIT
113 Utley,C	PHI
113 Reyes,J	NY
107 Holliday,M	COL
105 Howard,R	PHI
104 Ludwick,R	STL

HITS

204 Reyes,J	NY
189 Wright,D	NY
187 Pujols,A	STL
183 Winn,R	SF
183 Guzman,C	WSH
181 Lee,D	CHI
179 Tejada,M	HOU
178 Drew,S	ARI
178 Theriot,R	CHI
177 (02) PLAYERS TIED	

TOTAL BASES

342 Pujols,A	STL
338 Braun,R	MIL
334 Wright,D	NY
331 Howard,R	PHI
327 Reyes,J	NY
325 Utley,C	PHI
318 Ramirez,H	FLA
318 Ludwick,R	STL
314 Gonzalez,A	SD
314 Berkman,L	HOU

GRAND SLAMS

2 Uggla,D	FLA
2 Dunn,A	ARI
2 De Rosa,M	CHI
2 Delgado,C	NY
1 (44) PLAYERS TIED	

DOUBLES

46 McLouth,N	PIT
46 Berkman,L	HOU
45 Hart,C	MIL
44 Drew,S	ARI
44 Pujols,A	STL
44 Ramirez,A	CHI
42 McCann,B	ATL
42 Young,C	ARI
42 Wright,D	NY
41 (03) PLAYERS TIED	

TRIPLES

19 Reyes,J	NY
11 Drew,S	ARI
11 Lewis,F	SF
9 Rollins,J	PHI
8 Victorino,S	PHI
7 Braun,R	MIL
7 Weeks Jr,R	MIL
7 Velez,E	SF
7 Young,C	ARI
7 Phillips,B	CIN

STOLEN BASES

68 Taveras,W	COL
65 Reyes,J	NY
47 Rollins,J	PHI
41 Bourn,M	HOU
40 Pierre,J	LA
36 Victorino,S	PHI
35 Kemp,M	LA
35 Ramirez,H	FLA
28 Holliday,M	COL
25 (02) PLAYERS TIED	

HITTING STREAKS

22 Johnson,K	ATL
09/01 - 09/24	
19 Kemp,M	LA
07/09 - 08/01	
19 McLouth,N	PIT
03/31 - 04/21	
18 Reyes,J	NY
05/15 - 06/02	
17 (04) STREAKS TIED	

WALKS

122 Dunn,A	ARI
104 Pujols,A	STL
102 Burrell,P	PHI
99 Berkman,L	HOU
94 Wright,D	NY
92 Ramirez,H	FLA
92 Beltran,C	NY
90 Martin, Jr,R	LA
90 Jones,C	ATL
87 (02) PLAYERS TIED	

ON BASE PERCENTAGE

.470 Jones,C	ATL
.462 Pujols,A	STL
.420 Berkman,L	HOU
.409 Holliday,M	COL
.400 Ramirez,H	FLA
.398 Giles,B	SD
.390 Wright,D	NY
.387 Theriot,R	CHI
.386 Dunn,A	ARI
.385 Martin, Jr,R	LA

SLUGGING PERCENTAGE

.653 Pujols,A	STL
.591 Ludwick,R	STL
.574 Jones,C	ATL
.567 Berkman,L	HOU
.553 Braun,R	MIL
.543 Howard,R	PHI
.540 Ramirez,H	FLA
.538 Holliday,M	COL
.535 Utley,C	PHI
.534 Wright,D	NY

EXTRA BASE HITS

83 Braun,R	MIL
81 Pujols,A	STL
80 Ludwick,R	STL
79 Berkman,L	HOU
78 Howard,R	PHI
78 Utley,C	PHI
77 Wright,D	NY
76 Drew,S	ARI
76 McLouth,N	PIT
72 (03) PLAYERS TIED	

OUTFIELD ASSISTS

16 Pence,H	HOU
16 Kemp,M	LA
14 Francoeur,J	ATL
12 Ludwick,R	STL
12 Burrell,P	PHI
11 Lewis,F	SF
11 Ethier,A	LA
10 Soriano,A	CHI
10 Schumaker,J	STL
10 Nady,X	PIT

HOME BATTING AVG

.399 Jones,C	ATL
.380 Pujols,A	STL
.348 Guzman,C	WSH
.342 Atkins,G	COL
.336 Wright,D	NY
.332 Holliday,M	COL
.331 Lewis,F	SF
.324 Ramirez,A	CHI
.321 Drew,S	ARI
.320 Ludwick,R	STL

ROAD BATTING AVG

.335 Pujols,A	STL
.325 Jones,C	ATL
.321 Schumaker,J	STL
.316 Hardy,J	MIL
.316 Lopez,F	SD
.316 Giles,B	STL
.308 Holliday,M	COL
.308 Gonzalez,A	SD
.307 Ethier,A	LA
.306 Berkman,L	HOU

RISP BATTING AVG

.345 Berkman,L	HOU
.339 Pujols,A	STL
.328 Ethier,A	LA
.325 Gonzalez,A	SD
.323 Johnson,K	ATL
.322 De Rosa,M	CHI
.320 Howard,R	PHI
.319 Guzman,C	WSH
.318 Schumaker,J	STL
.318 Rollins,J	PHI

DAY BATTING AVG

.380 Pujols,A	STL
.365 Jones,C	ATL
.337 Rowand,A	SF
.317 Votto,J	CIN
.316 Beltran,C	NY
.313 Holliday,M	COL
.312 Johnson,K	ATL
.312 Wright,D	NY
.311 Molina,B	SF
.310 Lopez,F	STL

NIGHT BATTING AVG

.364 Jones,C	ATL
.346 Pujols,A	STL
.324 Holliday,M	COL
.320 Berkman,L	HOU
.319 Guzman,C	WSH
.318 McCann,B	ATL
.317 Ethier,A	LA
.316 Schumaker,J	STL
.315 Ludwick,R	STL
.311 Theriot,R	CHI

VS RIGHT AVG

.349 Jones,C	ATL
.340 Schumaker,J	STL
.333 Pujols,A	STL
.329 Holliday,M	COL
.327 Berkman,L	HOU
.326 Ethier,A	LA
.320 Gonzalez,A	SD
.316 Ludwick,R	STL
.313 Ramirez,H	FLA
.313 Winn,R	SF

VS LEFT AVG

.411 Pujols,A	STL
.394 Jones,C	ATL
.382 Wright,D	NY
.369 Kemp,M	LA
.360 Keppinger,J	CIN
.357 Atkins,G	COL
.354 Guzman,C	WSH
.351 Soriano,A	CHI
.333 Johnson,K	ATL
.326 Beltran,C	NY



2008 NATIONAL LEAGUE BATTING LEADERS

2009 ANGELS INFORMATION GUIDE

CAUGHT STEALING

15	Reyes, J	NY
13	Theriot, R	CHI
12	Ramirez, H	FLA
12	Pierre, J	LA
11	Kemp, M	LA
11	Victorino, S	PHI
10	Pence, H	HOU
10	Bourn, M	HOU
10	Phillips, B	CIN
9	(02) PLAYERS TIED	

SACRIFICE BUNTS

19	Dempster, R	CHI
16	Cook, A	COL
15	Taveras, W	COL
13	Webb, B	ARI
13	Redding, T	WSH
13	Looper, B	STL
12	Wellmeyer, T	STL
12	Lilly, T	CHI
12	Moyer, J	PHI
10	(03) PLAYERS TIED	

SACRIFICE FLIES

11	Wright, D	NY
11	Molina, B	SF
10	Fielder, P	MIL
10	Atkins, G	COL
9	Hart, C	MIL
9	Winn, R	SF
8	(05) PLAYERS TIED	

STRIKEOUTS

204	Reynolds, M	ARI
199	Howard, R	PHI
171	Uggl, D	FLA
165	Young, C	ARI
164	Dunn, A	ARI
153	Kemp, M	LA
146	Ludwick, R	STL
142	Gonzalez, A	SD
142	Cameron, M	MIL
139	Kouzmanoff, K	SD

GROUNDED INTO DP

32	Tejada, M	HOU
27	Lee, D	CHI
25	Loney, J	LA
24	Escobar, Y	ATL
24	Gonzalez, A	SD
23	Molina, B	SF
21	Molina, Y	STL
21	Rowand, A	SF
20	Atkins, G	COL
19	(03) PLAYERS TIED	

INTENTIONAL WALKS

34	Pujols, A	STL
19	Fielder, P	MIL
19	Delgado, C	NY
18	Gonzalez, A	SD
18	Berkman, L	HOU
17	Howard, R	PHI
16	Ramirez, M	LA
16	Jones, C	ATL
14	Utley, C	PHI
13	(03) PLAYERS TIED	

HIT BY PITCH

27	Utley, C	PHI
15	Kouzmanoff, K	SD
14	Tannetta, C	COL
14	Milledge, L	WSH
14	Weeks, Jr, R	MIL
14	Willingham, J	FLA
14	Rowand, A	SF
13	Kendall, J	MIL
12	(03) PLAYERS TIED	

AT BATS

688	Reyes, J	NY
632	Tejada, M	HOU
628	Cantu, J	FLA
626	Wright, D	NY
625	Young, C	ARI
624	Kouzmanoff, K	SD
623	Lee, D	CHI
616	Gonzalez, A	SD
612	Hart, C	MIL
611	(03) PLAYERS TIED	

HARDEST TO FAN (PLATE APP. PER SO)

20.9	Keppinger, J	CIN
15.0	Molina, B	SF
13.0	Kendall, J	MIL
12.6	Giles, B	SD
11.9	Pujols, A	STL
11.4	Theriot, R	CHI
11.4	Rollins, J	PHI
10.7	Guzman, C	WSH
10.0	Jackson, C	ARI
9.9	Schumaker, J	STL

RBI RATIO (AT BATS PER RBI)

4.2	Howard, R	PHI
4.5	Pujols, A	STL
4.8	Ludwick, R	STL
5.0	Ramirez, A	CHI
5.0	Wright, D	NY
5.1	Jacobs, M	FLA
5.2	Dunn, A	ARI
5.2	Gonzalez, A	SD
5.2	Delgado, C	NY
5.2	Berkman, L	HOU

HOME RUN RATIO (AT BAT PER HOME RUN)

12.7	Howard, R	PHI
12.9	Dunn, A	ARI
14.2	Pujols, A	STL
14.5	Ludwick, R	STL
14.9	Jacobs, M	FLA
15.6	Soriano, A	CHI
15.7	Delgado, C	NY
16.2	Burrell, P	PHI
16.5	Braun, R	MIL
16.6	Uggl, D	FLA

HARDEST TO DOUBLE UP (AT BATS PER GIDP)

182.3	Johnson, K	ATL
155.7	Bourn, M	HOU
143.3	Blanco, G	ATL
122.2	Drew, S	ARI
119.8	Taveras, W	COL
119.4	McLouth, N	PIT
117.8	Ramirez, H	FLA
111.0	Cameron, M	MIL
103.2	Kendall, J	MIL
99.7	Winn, R	SF

* Has not hit into GIDP

GAMES PLAYED

162	Howard, R	PHI
162	Gonzalez, A	SD
161	Loney, J	LA
161	Beltran, C	NY
160	Young, C	ARI
160	Wright, D	NY
159	(05) PLAYERS TIED	

2008 NATIONAL LEAGUE PITCHING LEADERS

2009 ANGELS INFORMATION GUIDE

EARNED RUN AVERAGE

2.53	Santana,J	NY
2.62	Lincecum,T	SF
2.85	Peavy,J	SD
2.96	Dempster,R	CHI
3.09	Sheets,B	MIL
3.09	Hamels,C	PHI
3.14	Billingsle,C	LA
3.21	Volquez,E	CIN
3.24	Lowe,D	LA
3.30	Webb,B	ARI

WINS

22	Webb,B	ARI
18	Lincecum,T	SF
17	Volquez,E	CIN
17	Oswalt,R	HOU
17	Lilly,T	CHI
17	Dempster,R	CHI
16	(05) PLAYERS TIED	

WINNING STREAKS

9	Webb,B	ARI
	03/31 - 05/15	
9	Sabathia,C	MIL
	07/08 - 08/31	
9	Lohse,K	STL
	05/24 - 07/17	
9	Santana,J	NY
	07/09 - 09/27	
8	(02) STREAKS TIED	

SAVES

44	Valverde,J	HOU
41	Wilson,B	SF
41	Lidge,B	PHI
34	Wood,K	CHI
34	Cordero,F	CIN
30	Fuentes,B	COL
30	Hoffman,T	SD
29	Gregg,K	FLA
28	Torres,S	MIL
27	Wagner,B	NY

GAMES STARTED

34	Cain,M	SF
34	Jimenez,U	COL
34	Webb,B	ARI
34	Perez,O	NY
34	Lilly,T	CHI
34	Santana,J	NY
34	Arroyo,B	CIN
34	Lowe,D	LA
33	(11) PLAYERS TIED	

COMPLETE GAMES

7	Sabathia,C	MIL
5	Sheets,B	MIL
3	Webb,B	ARI
3	Oswalt,R	HOU
3	Santana,J	NY
2	(07) PLAYERS TIED	

GAMES

86	Feliciano,P	NY
83	Ohman,W	ATL
82	Smith,J	NY
82	Marmol,C	CHI
81	Ayala,L	NY
81	Romero,J	PHI
78	Heilman,A	NY
77	Qualls,C	ARI
76	(04) PLAYERS TIED	

INNINGS PITCHED

234.1	Santana,J	NY
227.1	Hamels,C	PHI
227.0	Lincecum,T	SF
226.2	Webb,B	ARI
217.2	Cain,M	SF
216.0	Haren,D	ARI
212.1	Nolasco,C	FLA
211.1	Cook,A	COL
211.0	Lowe,D	LA
208.2	Oswalt,R	HOU

STRIKEOUTS

265	Lincecum,T	SF
206	Volquez,E	CIN
206	Haren,D	ARI
206	Santana,J	NY
201	Billingsle,C	LA
196	Hamels,C	PHI
187	Dempster,R	CHI
186	Cain,M	SF
186	Nolasco,C	FLA
184	Lilly,T	CHI

WINNING PERCENTAGE

.783	Lincecum,T	SF (18-05)
.759	Webb,B	ARI (22-07)
.739	Volquez,E	CIN (17-06)
.739	Dempster,R	CHI (17-06)
.714	Lohse,K	STL (15-06)
.700	Zambrano,C	CHI (14-06)
.696	Santana,J	NY (16-07)
.696	Moyer,J	PHI (16-07)
.667	Haren,D	ARI (16-08)
.654	Lilly,T	CHI (17-09)

SHUTOUTS

3	Sheets,B	MIL
3	Sabathia,C	MIL
2	Kuroda,H	LA
2	Hamels,C	PHI
2	Oswalt,R	HOU
2	Santana,J	NY
1	(16) PLAYERS TIED	

OPP. BATTING AVERAGE AGAINST

.221	Lincecum,T	SF
.227	Hamels,C	PHI
.227	Dempster,R	CHI
.229	Peavy,J	SD
.232	Volquez,E	CIN
.232	Santana,J	NY
.234	Bush,D	MIL
.234	Perez,O	NY
.239	Nolasco,C	FLA
.239	Lilly,T	CHI

HOME EARNED RUN AVERAGE

1.74	Peavy,J	SD
2.09	Santana,J	NY
2.30	Lowe,D	LA
2.65	Perez,O	WSH
2.86	Dempster,R	CHI
2.95	Billingsle,C	LA
2.98	Wolf,R	HOU
2.99	Rodriguez,W	HOU
2.99	Hamels,C	PHI
3.01	Myers,B	PHI

ROAD EARNED RUN AVERAGE

2.22	Lincecum,T	SF
2.43	Volquez,E	CIN
2.92	Moyer,J	PHI
2.98	Wellemeyer,T	STL
3.00	Santana,J	NY
3.03	Sheets,B	MIL
3.19	Hamels,C	PHI
3.19	Lannan,J	WSH
3.24	Webb,B	ARI
3.32	Jurrjens,J	ATL

DAY EARNED RUN AVERAGE

1.44	Peavy,J	SD
2.05	Haren,D	ARI
2.17	Billingsle,C	LA
2.21	Volquez,E	CIN
2.24	Santana,J	NY
2.48	Nolasco,C	FLA
2.54	Rodriguez,W	HOU
2.61	Maddux,G	LA
2.67	Lincecum,T	SF
3.09	Dempster,R	CHI

NIGHT EARNED RUN AVERAGE

2.58	Lincecum,T	SF
2.66	Sheets,B	MIL
2.75	Santana,J	NY
2.86	Lowe,D	LA
2.88	Dempster,R	CHI
2.88	Hamels,C	PHI
2.97	Lohse,K	STL
3.05	Webb,B	ARI
3.18	Zambrano,C	CHI
3.35	Cain,M	SF



2008 NATIONAL LEAGUE PITCHING LEADERS

2009 ANGELS INFORMATION GUIDE

HITS ALLOWED

236	Cook, A	COL
230	Duke, Z	PIT
219	Arroyo, B	CIN
216	Looper, B	STL
211	Lohse, K	STL
209	Pelfrey, M	NY
207	Suppan, J	MIL
206	Cain, M	SF
206	Webb, B	ARI
206	Santana, J	NY

WILD PITCHES

17	Lincecum, T	SF
17	Parra, M	MIL
16	Jimenez, U	COL
14	Delarosa, J	COL
11	Haren, D	ARI
10	Billingsle, C	LA
10	Maine, J	NY
10	Volquez, E	CIN
10	Redding, T	WSH
9	(02) PLAYERS	TIED

BALKS

4	Lilly, T	CHI
3	Morales, F	COL
3	Nolasco, C	FLA
3	Rodriguez, W	HOU
2	(10) PLAYERS	TIED

GAMES FINISHED

71	Valverde, J	HOU
63	Cordero, F	CIN
61	Lidge, B	PHI
59	Gregg, K	FLA
56	Wood, K	CHI
54	Wilson, B	SF
51	Rauch, J	ARI
50	Lyon, B	ARI
48	Fuentes, B	COL
46	Torres, S	MIL

LOSSES

17	Zito, B	SF
17	Harang, A	CIN
15	Lannan, J	WSH
14	Cueto, J	CIN
14	Cain, M	SF
14	Duke, Z	PIT
14	Backe, B	HOU
14	Looper, B	STL
13	Myers, B	PHI
13	Maddux, G	LA

HITS BATSMAN

14	Cueto, J	CIN
14	Kendrick, K	PHI
14	Volquez, E	CIN
13	Pelfrey, M	NY
12	Owings, M	CIN
12	Webb, B	ARI
12	Wolf, R	HOU
11	Perez, O	NY
11	Looper, B	STL
11	Moyer, J	PHI

WALKS

105	Perez, O	NY
103	Jimenez, U	COL
102	Zito, B	SF
93	Volquez, E	CIN
91	Cain, M	SF
89	Snell, I	PIT
84	Lincecum, T	SF
80	Billingsle, C	LA
77	Backe, B	HOU
76	Dempster, R	CHI

HOME RUNS

36	Backe, B	HOU
35	Harang, A	CIN
32	Lilly, T	CHI
30	Olsen, S	FLA
30	Suppan, J	MIL
29	Cueto, J	CIN
29	Bush, D	MIL
29	Myers, B	PHI
29	Arroyo, B	CIN
28	(02) PLAYERS	TIED

EARNED RUNS

112	Backe, B	HOU
106	Arroyo, B	CIN
103	Zito, B	SF
100	Redding, T	WSH
99	Duke, Z	PIT
99	Snell, I	PIT
98	Harang, A	CIN
98	Suppan, J	MIL
96	Myers, B	PHI
95	Kendrick, K	PHI

RUNS ALLOWED

116	Arroyo, B	CIN
115	Zito, B	SF
114	Backe, B	HOU
111	Duke, Z	PIT
110	Redding, T	WSH
110	Suppan, J	MIL
107	Snell, I	PIT
106	Olsen, S	FLA
105	Maddux, G	LA
104	Harang, A	CIN

FEWEST WALKS PER 9 INNINGS


1.4	Maddux, G	LA
1.7	Haren, D	ARI
1.8	Nolasco, C	FLA
1.9	Lowe, D	LA
2.0	Oswalt, R	HOU
2.0	Looper, B	STL
2.0	Cook, A	COL
2.1	Kuroda, H	LA
2.1	Hamels, C	PHI
2.1	Sheets, B	MIL

STRIKEOUTS PER 9 INNINGS

10.5	Lincecum, T	SF
9.5	Volquez, E	CIN
9.0	Billingsle, C	LA
8.6	Peavy, J	SD
8.6	Haren, D	ARI
8.5	Johnson, R	ARI
8.4	Perez, O	NY
8.2	Cueto, J	CIN
8.1	Dempster, R	CHI
8.1	Lilly, T	CHI

OPP. BATTING AVG AGAINST

.221	Lincecum, T	SF
.227	Hamels, C	PHI
.227	Dempster, R	CHI
.229	Peavy, J	SD
.232	Volquez, E	CIN
.232	Santana, J	NY
.234	Bush, D	MIL
.234	Perez, O	NY
.239	Nolasco, C	FLA
.239	Lilly, T	CHI



CLUB RECORDS

2009 ANGELS INFORMATION GUIDE

ANGELS RECORDS

2009 ANGELS INFORMATION GUIDE

(Editor's Note: All Records Exclusive of 1981, 1994 & 1995 Seasons Unless Otherwise Noted)

CLUB GENERAL

Most Games Played	163	1974 & 1969
Most Games Won	100	2008
Fewest Games Won	65	1980
Most Games Won, Home	54	2007 & 2002
Fewest Games Won, Home	30	1980
Most Games Won, Road	50	2008
Fewest Games Won, Road	24	1961
Best Record, Home	54-27	2007 & 2002
Best Record, Road	50-31	2008
Highest Won-Lost Pct.	.617 (100-62)	2008
Lowest Won-Lost Pct.	.406 (65-95)	1980
Most Games Lost	95	1980 & 1968
Most Games Lost, Home	51	1980
Fewest Games Lost, Home	27	2002
Most Games Lost, Road	55	1961
Most Shutouts Participated	44	1964
Most Shutouts Won	28	1964
Most Shutouts Won, Home	18	1964
Most Shutouts Won, Road	12	1989
Most Shutouts Lost	23	1971
Fewest Shutouts Lost	3	1982
Most Shutouts Lost, Home	11	1972 & 1971
Most Shutouts Lost, Road	15	1969
Most One-Run Games	63	1967 & 1964
Most One-Run Games Won	37	1967
Fewest One-Run Games Won	15	1974
Most One-Run Wins, Home	26	1967
Fewest One-Run Wins, Home	9	1995 & 1974
Most One-Run Wins, Road	19	2008
Fewest One-Run Wins, Road	5	1993, 1987 & 1961
Most One-Run Losses, Home	19	1983
Fewest One-Run Losses, Home	4	1996
Most One-Run Losses, Road	24	1965
Fewest One-Run Losses, Road	5	1995
Most Games Won vs. One Club	15	2005 (Texas)
Most Games Won vs. One Club, Home	9	1967 (Oakland)
Most Games Won vs. One Club, Road	8	1971 (Minnesota) 1962 (Boston)
Most Games Lost vs. One Club	15	2001 (Seattle)
Most Games Lost vs. One Club, Home	8	2001 (Seattle)
Most Games Lost vs. One Club, Road	9	1975 (Kansas City) 1965 (Chicago) 1961 (New York)
Most Extra-Inning Games Won	13	1976
Best Extra-Inning Record	11-3 (.786)	1985
Most Extra-Inning Games Lost	14	1983
Most 1-0 Games Won	10	1964
Most 1-0 Games Lost	5	1971, 1968 & 1967
Most Double-Headers Won	9	1962
Best Double-Header Record	4-1-3	1970
Most Double-Headers Lost	12	1965
Most Games Won, Homestand	10	1992 (July 16-30) 1979 (July 2-15)
Best Homestand Record	7-0	2004 (May 3-9)
Most Games Lost, Homestand	11	1988 (Sept. 13-25) 1963 (Aug. 2-18)
Worst Homestand Record	1-9	1980 (June 6-15)
Most Games Won, Road Trip	14	1962 (June 15-July 4)
Best Road Trip Record	6-0	2002 (Sept. 3-8) 1979 (April 13-19)
Most Games Lost, Road Trip	18	1961 (May 30-June 18)
Worst Road Trip Record	0-10	1969 (May 16-25)
Best Month	22-6	1998 (June)
Worst Month	7-20	1988 (Sept.)
Most Games Won vs. RHP	75	2007
Most Games Lost vs. RHP	75	1999
Most Games Won vs. LHP	35	1975
Most Games Lost vs. LHP	36	1974
Most Players Used	52	1996
Fewest Players Used	32	1978
Most Pitchers Used	29	1996
Fewest Pitchers Used	13	1978
Most Times Using Disabled List	23	2000 & 1998

ANGELS RECORDS

2009 ANGELS INFORMATION GUIDE

SEASON CLUB BATTING

Highest Average	.284	2007
Lowest Average	.227	1968
Highest Slugging Pct.	.472	2000
Lowest Slugging Pct.	.318	1976 & 1968
Most At-Bats	5,686	1996
Most Runs	866	1979
Fewest Runs	454	1972
Most Total Bases	2,659	2000
Most Hits	1,603	2004 & 2002
Fewest Hits	1,209	1968
Most Players, 100-or-more hits	9	2002, 1988, 1982 & 1978
Most One-Base Hits	1,132	2004
Most Two-Base Hits	333	2002
Most Three-Base Hits	54	1966
Most Home Runs	236	2000
Fewest Home Runs	55	1975
Most Grand Slams	8	1983 & 1979
Most Home Runs, Home:		
Angel Stadium of Anaheim	130	2000
Anaheim Stadium	104	1996
Chavez Ravine	50	1962
Wrigley Field	122	1961
Fewest Home Runs, Home	24	1976, 1975 & 1963
Most Home Runs, Road	106	2000
Fewest Home Runs, Road	31	1975
Most Extra-Base Hits	517	2002
Most Extra-Bases on Long Hits	1,085	2000
Most Runs Batted In	837	2000
Most Game-Winning RBI	85	1982
Most At-Bats, Pinch-Hitters	248	1961
Most Pinch-Hits	58	1961
Fewest Pinch-Hits	12	2008
Most PH Home Runs	9	1987
Most PH RBI	38	1973
Highest PH Average	.338	1982
Most At-Bats, Designated Hitters	647	1992
Most Hits, DH	196	1979
Fewest Hits, DH	121	2001
Most Home Runs, DH	37	1979
Fewest Home Runs, DH	8	2001
Most RBI, DH	134	1979
Fewest RBI, DH	56	2001
Highest Average, DH	.318	1979
Most Strikeouts	1,080	1968
Fewest Strikeouts	682	1978
Most Stolen Bases	220	1975
Most Caught Stealing	108	1975
Most Sacrifice Hits	114	1982
Most Sacrifice Flies	65	2007
Most Base on Balls	681	1961
Fewest Base on Balls	416	1992
Most Hit by Pitcher	77	2001
Fewest Hit by Pitcher	22	1965
Most Grounded into Double Plays	148	1996
Fewest Grounded into Double Plays	98	1975
Most Left on Base	1,209	1996
Fewest Left on Base	975	1992



Tim Salmon



Darin Erstad

CLUB RECORDS



ANGELS RECORDS

2009 ANGELS INFORMATION GUIDE

SEASON

CLUB FIELDING

Highest Percentage	.986	2005 & 2002
Lowest Percentage	.969	1961
Most Putouts	4,443	1971
Fewest Putouts	4,133	1972
Most Assists	2,077	1983
Fewest Assists	1,517	2003
Most Total Chances	6,653	1983
Fewest Chances	5,740	1972
Most Errors	192	1961
Fewest Errors	87	2005 & 2002
Most Errorless Games	96	2008 & 2005
Most Double Plays	202	1985
Fewest Double Plays	126	2004
Most Passed Balls	30	1969
Fewest Passed Balls	4	1984 & 1982

CLUB PITCHING

Lowest ERA	2.91	1964
Highest ERA	5.30	1996
Most Complete Games	72	1973
Fewest Complete Games	2	2004
Most Innings Pitched	1,481	1971
Fewest Innings Pitched	1,377	1972
Most Hits	1,636	1983
Fewest Hits	1,109	1972
Most Runs	943	1996
Fewest Runs	533	1972
Most Earned Runs	847	1996
Fewest Earned Runs	469	1972 & 1964
Most Base on Balls	713	1961
Fewest Base on Balls	443	2005
Most Strikeouts	1,164	2004
Fewest Strikeouts	668	1983
Most Saves	66	2008
Fewest Saves	12	1974
Most Shutouts	28	1964
Fewest Shutouts	1	2001
Most Home Runs	228	2000
Fewest Home Runs	90	1972
Most Grand Slams	10	2003
Most Hit Batsmen	84	1996
Most Wild Pitches	85	2006
Most Balks	37	1988
Fewest Starting Pitchers Used	6	2004
Most Starters, 10-or-more wins	5	2008
Most Pitchers, 10-or-more wins	6	2008

MOST HOME RUNS IN A MONTH BY AN ANGELS PLAYER

MONTH	PLAYER	HR	YEAR
April	Brian Downing	9	1987
May	Mo Vaughn	13	2000
June	Tim Salmon	13	1996
July	Juan Rivera	11	2006
	Don Baylor	11	1979
August	Bobby Bonds	12	1977
September	Mo Vaughn	10	1999
	Vladimir Guerrero	10	2004

MOST RBI IN A MONTH BY AN ANGELS PLAYER

MONTH	PLAYER	RBI	YEAR
April	Don Baylor	28	1979
May	Mo Vaughn	28	1999
June	Vladimir Guerrero	30	2004
July	Jim Edmonds	34	1995
	Don Baylor	34	1979
August	Bobby Bonds	31	1977
September	Garret Anderson	27	2000
	Mo Vaughn	27	1999
	Don Baylor	27	1978
	Bob Oliver	27	1973
	Frank Robinson	27	1973



SEASON INDIVIDUAL BATTING

Highest Average		
Right-Handed	.337	2004 (Vladimir Guerrero)
Left-Handed	.355	2000 (Darin Erstad)
Switch-Hitter	.330	2007 (Chone Figgins)
Most Games	162	1979 (Don Baylor)
		1971 & 1970 (Sandy Alomar)
		1966 (Jim Fregosi)
		1964 (Bobby Knoop)
Most At-Bats	689	1971 (Sandy Alomar)
Most Runs	124	2004 (Vladimir Guerrero)
Most Hits		
Right-Handed	206	2004 (Vladimir Guerrero)
Left-Handed	240	2000 (Darin Erstad)
Switch Hitter	186	2005 (Chone Figgins)
Most One-Base Hits		
Right-Handed	156	1970 (Alex Johnson)
Left-Handed	170	2000 (Darin Erstad)
Switch Hitter	148	1971 (Sandy Alomar)
Most Two-Base Hits		
Right-Handed	45	2007 (Vladimir Guerrero)
		2006 (Orlando Cabrera)
Left-Handed	56	2002 (Garret Anderson)
Switch Hitter	42	1988 (Johnny Ray)
Most Three-Base Hits		
Right-Handed	13	1968 (Jim Fregosi)
Left-Handed	13	1975 (Mickey Rivers)
Switch Hitter	17	2004 (Chone Figgins)
Most Home Runs		
Right-Handed	47	2000 (Troy Glaus)
Left-Handed	39	1982 (Reggie Jackson)
Switch Hitter	28	1996 (Chili Davis)
Most Home Runs, Home		
Angel Stadium of Anaheim	24	2000 (Troy Glaus)
Anaheim Stadium	23	1993 (Tim Salmon)
Chavez Ravine	13	1962 (Leon Wagner)
Wrigley Field	19	1961 (Leon Wagner)
Most Home Runs		
Road	24	1963 & 1962 (Leon Wagner)
Month	13	2000 (May - Mo Vaughn)
		1996 (June - Tim Salmon)
Most Grand Slams	3	2002 (David Eckstein)
		1979 & 1978 (Joe Rudi)
Most Home Runs		
Leadoff Batter	7	1987 (Brian Downing)
Most Extra-Base Hits	88	2002 (Garret Anderson)
Most Extra-Bases on Long Hits	180	2000 (Troy Glaus)
Most RBI		
Right-Handed	139	1979 (Don Baylor)
Left-Handed	123	2002 & 2001 (Garret Anderson)
Switch Hitter	112	1993 (Chili Davis)
Month	34	1979 (July - Don Baylor)
		1995 (July - Jim Edmonds)
Without a Sac-Fly	112	1993 (Chili Davis)
Most Game-Winning RBI	21	1982 (Don Baylor)
Most Total Bases		
Right-Handed	366	2004 (Vladimir Guerrero)
Left-Handed	366	2000 (Darin Erstad)
Switch Hitter	283	1987 (Devon White)
Highest Slugging Pct.	.604	2000 (Troy Glaus)
Highest Pinch-Hit Average (20+ AB)	.435	1964 (Willie Smith - 10/23)
Most At-Bats Pinch-Hitter	56	1973 (Winston Llenas)
Most Hits, PH	16	1973 (Winston Llenas)
Most Home Runs, PH	4	1996 (Jack Howell)
Most RBI, PH	18	1973 (Winston Llenas)



ANGELS RECORDS

2009 ANGELS INFORMATION GUIDE

SEASON

INDIVIDUAL BATTING CONTINUED

Highest Designated Hitter Average★	.349	1979 (Don Baylor)
Most At-Bats, DH	608	1982 (Don Baylor)
Most Hits, DH	160	1982 (Don Baylor)
Most Home Runs, DH	28	1996 (Chili Davis)
Most RBI, DH	112	1993 (Chili Davis)
Most Strikeouts	181	2000 (Mo Vaughn)
Most Stolen Bases	70	1975 (Mickey Rivers)
Most Caught Stealing	24	1993 (Chad Curtis & Luis Polonia)
Most Base on Balls	113	1995 (Tony Phillips)
Most Intentional Base on Balls	28	2007 (Vladimir Guerrero)
Most Sacrifice Hits	26	1982 (Tim Foli)
Most Sacrifice Flies	13	1979 (Dan Ford)
Most Hit by Pitch	27	2002 (David Eckstein)
Most Grounded Into Double Plays	27	2008 (Vladimir Guerrero)

★Based on 250-or-more At-Bats

INDIVIDUAL PITCHING

Lowest ERA		
Starter	1.65	1964 (Dean Chance)
Reliever	1.36	1969 (Ken Tatum)
Most Games Won		
RHP	22	1974 (Nolan Ryan)
LHP	22	1970 (Clyde Wright)
Road	13	2002 (Jarrod Washburn)
Reliever	12	1967 (Minnie Rojas) 1966 (Jack Sanford)
Most Games Lost		
RHP	19	1991 (Kirk McCaskill)
LHP	19	1974 (Frank Tanana) 1973 (Clyde Wright) 1967 (George Brunet)
Most Games	78	2005 (Scott Shields)
Most Games Started	41	1974 (Nolan Ryan)
Most Complete Games	26	1974 & 1973 (Nolan Ryan)
Most Saves, RHP	47	2006 (Francisco Rodriguez)
Most Saves, LHP	25	1978 (Dave LaRoche)
Most Saves, Month	12	2008 (July - Francisco Rodriguez) 2006 (Aug. - Francisco Rodriguez) 2005 (Sept. - Francisco Rodriguez) 1991 (Sept. - Bryan Harvey)
Best Save Pct.	.929 (39/42)	2001 (Troy Percival)
Most Shutouts	11	1964 (Dean Chance)
Most Innings	332.2	1974 (Nolan Ryan)
Most Hits	287	1983 (Tommy John)
Fewest Hits★	160	1971 (Rudy May)
Most Runs	130	1988 (Mike Witt)
Fewest Runs★	56	1964 (Dean Chance)
Most Earned Runs	118	1996 (Jim Abbott)
Fewest Earned Runs★	51	1964 (Dean Chance)
Most Base on Balls	204	1977 (Nolan Ryan)
Fewest Base on Balls★	28	2005 (Paul Byrd)
Most Strikeouts	383	1973 (Nolan Ryan)
Fewest Strikeouts★	65	1973 (Clyde Wright)
Most Games, 10-or-more Strikeouts	23	1973 (Nolan Ryan)
Most Home Runs	40	2002 (Ramon Ortiz) 1996 (Shawn Boskie) 1969 (Tom Murphy)
Most Hit Batsmen	21	1977 (Nolan Ryan)
Most Wild Pitches		
Starter	21	1977 (Nolan Ryan)
Reliever	13	2004 (Kevin Gregg)
Most 1-0 Victories	6	1964 (Dean Chance)
Most Games Finished	63	1991 (Bryan Harvey)
Highest Won-Lost Percentage	.773 (17-5)	1989 (Bert Blyleven)

★Based on 200-or-more Innings Pitched



GAME

CLUB GENERAL

Players Used, Game	25	1986 (Sept. 10 at Cleveland)
Longest Game Time, Home (9 inn.)	4:02	2007 (Aug. 8 vs. Boston) 2000 (Sept. 30 vs. Seattle)
Longest Game Time, Road (9 inn.)	4:12	1998 (Aug. 25 at New York)
Shortest Game Time, Home (9 inn.)	1:31	1972 (May 6 vs. Milwaukee)
Shortest Game Time, Road (9 inn.)	1:43	1968 (April 10 at New York)
Longest Game Time, Extra-Innings, Home	6:06	1982 (April 13 vs. Seattle; 20 inn.)
Longest Game Time, Extra-Innings, Road	5:31	1990 (July 6 at Milwaukee; 16 inn.)
Longest Game, Innings, Home	20	1982 (April 13 vs. Seattle)
Longest Game, Innings, Road	20	1971 (July 9 at Oakland)
Most Left On Base (9 Inn.)	17	1986 (Aug. 15 at Minnesota) 1982 (Sept. 18 at Toronto)
Most Left On Base, Extra-Innings	20	1968 (Aug. 21 vs. Baltimore - 15 inn.)
Most Double Plays Turned by Angels	6	1998 (May 12 at Chicago) 1975 (Aug. 8 vs. New York) 1966 (May 1 at Boston) 1963 (Aug. 23 at Washington)
Largest Winning Margin	22 (24-2)	1979 (Aug. 25 at Toronto)
Largest Winning Margin, Home	19 (19-0)	2002 (May 10 vs. Chicago)
Largest Losing Margin	16 (18-2)	1996 (June 27 vs. Oakland) 1993 (June 17 vs. Texas)
Largest Deficit Overcome, Win	7	1996 (July 15 at Texas; 10-7 win) 1994 (April 15 vs. Toronto; 14-13 win, 10 inn.) 1986 (Aug. 29 vs. Detroit; 13-12 win)
Largest Deficit Overcome, Loss	9	1997 (July 31 vs. Chicago; 14-12 loss)
Most Runs, Both Clubs	30 (9-21)	2000 (Sept. 30 vs. Seattle)
Most Errors, 9 Innings	6	1975 (June 27 vs. Oakland)
Most Errors, Extra-Innings	6	1963 (April 16 at Minn. - 13 inn.)

CLUB BATTING

Most Runs	24 (24-2)	1979 (Aug. 25 at Toronto)
Most Runs, Home	21 (21-6)	2004 (Aug. 25 vs. Kansas City)
Most Runs, Inning	13	1997 (May 12 vs. Chicago - 7th inn.) 1978 (Sept. 14 at Texas - 9th inn.)
Most Hits	26	1980 (June 20 at Boston) 1979 (Aug. 25 at Toronto)
Most Hits, Inning	11	1997 (May 12 vs. Chicago - 7th inn.) 1966 (April 30 at Boston - 8th inn.)
Most Total Bases	52	1980 (June 20 at Boston)
Most Total Bases, Inning	24	1966 (April 30 at Boston - 8th inn.)
Most One-Base Hits	20	1967 (Aug. 23 at Cleveland)
Most Two-Base Hits	10	1999 (April 12 at Texas)
Most Three-Base Hits	3 (last time)	2000 (Sept. 3 at Chicago)
Most Home Runs	7	2003 (June 4 at Montreal - Puerto Rico)
Most Home Runs, Inning	4	2000 (May 28 at Kansas City - 5th inn.)
Most Home Runs, Both Clubs	11	1994 (July 1 at Baltimore; Cal - 5, Bal. - 6)
Most Walks, 9 Innings	14	2000 (Sept. 23 at Texas)
Most Walks, Extra-Innings	14	1976 (May 8 vs. Cleveland - 13 inn.)
Most Strikeouts	18	2003 (June 5 at Montreal - Puerto Rico, 14 inn.) 1978 (June 17 at New York - Ron Guidry)
Most Stolen Bases	7	1981 (Aug. 25 vs. Boston)
Most Stolen Bases, Inning	4 (last time)	1997 (June 28 at Seattle, 7th inn.)
Most Steals of Home	2	1966 (Sept. 3 vs. Washington)
Most Steals by Opponent	7	1992 (May 3 at Cle.) & 1975 (May 1 at K.C.)
Most Extra-Base Hits	13	1980 (June 20 at Boston) 1979 (Aug. 25 at Toronto)
Most Pinch-Hitters Used	7	1968 (Sept. 4 vs. Cleveland)



ANGELS RECORDS

2009 ANGELS INFORMATION GUIDE

GAME CLUB PITCHING

Most Runs Allowed,	21	2000 (Sept. 30 vs. Seattle)
Most Runs Allowed, Home	21	2000 (Sept. 30 vs. Seattle)
Most Runs Allowed, Road	20	1990 (July 8 at Milwaukee)
Most Runs Allowed, Inning	13	1996 (July 5 at Oakland-1st inn.) 1990 (July 8 at Milwaukee-5th inn.)
Most Hits Allowed	26	1980 (Aug. 28 at Baltimore)
Most Hits Allowed, Inning	10	1990 (July 8 at Milwaukee-5th inn.)
Most Two-Base Hits Allowed	8	1994 (Aug. 9 vs. Kansas City) 1980 (Aug. 28 at Baltimore)
Most Home Runs Allowed	8	2005 (June 30 at Texas) 1996 (June 27 vs. Oakland)
Most Home Runs Allowed, Inning	4	2000 (May 26 at Kansas City-6th inn.) 1995 (Sept. 5 at Baltimore-2nd inn.) 1963 (July 31 at Cleveland-3rd inn.)
Most Base on Balls Allowed, 9 Innings	12	2000 (Sept. 30 vs. Seattle) 2000 (May 7 at Seattle) 1996 (June 27 vs. Oakland) 1996 (May 27 vs. New York)
Most Base on Balls Allowed, Extra-Innings	13	1979 (Aug. 5 at Minnesota - 2nd game) 1994 (Aug. 6 vs. Chicago, 10 inn.) 1992 (July 12 at Detroit, 10 inn.)
Most Strikeouts, 9 Innings	19	1974 (Aug. 12 vs. Boston)
Most Strikeouts, Extra-Innings	26	2004 (June 8 vs. Milwaukee, 17 inn.)
Most Hit Batsmen	4 (last time)	1999 (June 13 vs. Arizona, 13 inn.) 1999 (May 22 at Tampa Bay)
Most Wild Pitches	6	1991 (April 13 at Minnesota)
Most Pitchers Used, 9 Innings	8	1986 (Sept. 10 at Cleveland)
Most Pitchers Used, Extra-Innings	9	1995 (Sept. 10 vs. Minnesota - 10 inn.) 1963 (April 16 at Minnesota - 13 inn.)

INDIVIDUAL BATTING

Most At-Bats	8	Chone Figgins, Darin Erstad 2005 (July 28 at Toronto)
Most Runs	5	Johnny Ray, Wally Joyner, Dave Winfield 1990 (July 6 at Milwaukee)
Most Hits	6	Tim Salmon 1998 (April 12 at Cleveland)
Most Hits, Inning	2	Chone Figgins 2007 (June 18 vs. Houston-9 inn.)
Most Hits, Extra-Innings	6	Garret Anderson 1996 (Sept. 27 at Texas-15 inn.) (last time - Vladimir Guerrero) 2008 (Aug. 9 vs. NYY - 8th inn.)
Most Two-Base Hits	3	Garret Anderson 1996 (Sept. 27 at Texas) (last time - Juan Rivera) 2008 (Sept. 13 vs. Seattle)
Most Three-Base Hits	2	(last time - Reggie Williams) 1999 (June 30 vs. Texas)
Most Home Runs, Game	3	Garret Anderson 2003 (June 4 at Montreal - Puerto Rico)
		Troy Glaus 2002 (Sept. 15 vs. Texas)
		Dave Winfield 1991 (April 13 at Minnesota)
		Wally Joyner 1987 (Oct. 3 vs. Cleveland)
		Reggie Jackson 1986 (Sept. 18 vs. Kansas City)
		Doug DeCinces 1982 (Aug. 8 at Seattle) 1982 (Aug. 3 vs. Minnesota)
		Fred Patek 1980 (June 20 at Boston)
		Carney Lansford 1979 (Sept. 1 at Cleveland)
		Lee Stanton 1973 (July 10 at Baltimore)
		Lee Thomas 1961 (Sept. 5 at Kansas City)
Most Total Bases	15	Dave Winfield 1991 (April 13 at Minnesota)
Most RBI	10	Garret Anderson 2007 (Aug. 21 vs. New York-AL)
Most Base on Balls	4	(last time - Reggie Willits) 2008 (Aug. 3 at NYY)
Most Base on Balls, Extra Innings	5	Albie Pearson 1963 (April 24 at Detroit-14 inn.) 1961 (June 25 vs. Baltimore-15 inn.)
Most Strikeouts	4	(last time - Howie Kendrick) 2007 (Sept. 6 vs. Cleveland)
Most Strikeouts, Extra-Innings	6	(last time - Billy Cowan) 1971 (July 9 at Oakland)
Most Stolen Bases	4	Chad Curtis 1993 (April 17 at Baltimore)
		Luis Polonia 1992 (June 10 at Chicago)
		Devon White 1989 (Sept. 9 vs. Boston)
		Luis Polonia 1993 (May 24 at Seattle)
Most Caught Stealing	3	Chone Figgins 2006 (Sept. 16 at Texas)
Players Hitting for Cycle		Jeff DaVanon 2004 (Aug. 25 vs. Kansas City)
		Dave Winfield 1991 (June 24 at Kansas City)
		Dan Ford 1979 (Aug. 10 vs. Seattle)
		Jim Fregosi 1968 (May 20 vs. Boston) 1964 (July 28 vs. New York)



ANGELS RECORDS

2009 ANGELS INFORMATION GUIDE

GAME

5-for-5 Game.....	Casey Kotchman.....	2008 (July 23 vs. Cleveland)
	Chone Figgins.....	2007 (June 18 vs. Houston - 6-for-6)
	David Eckstein.....	2004 (June 2 vs. Boston)
	Darin Erstad.....	2002 (Aug. 27 vs. Tampa Bay)
	Tim Salmon.....	2002 (July 19 vs. Seattle)
	Mo Vaughn.....	2000 (May 24 at Minnesota)
	Gary DiSarcina.....	1998 (Sept. 24 at Oakland)
		1998 (June 13 at Texas)
	Darin Erstad.....	1998 (June 9 at Arizona)
	Rex Hudler.....	1996 (May 26 vs. Boston)
	Tony Phillips.....	1995 (June 14 vs. Minnesota)
	Chili Davis.....	1995 (May 10 vs. Texas)
	Chris Turner.....	1994 (July 5 at Boston)
	Tim Salmon.....	1994 (May 13 at Seattle)
	Dave Winfield.....	1991 (June 24 at Kansas City)
	Dave Gallagher.....	1991 (May 19 at Baltimore)
	Bob Boone.....	1988 (June 17 at Kansas City)
	Juan Beniquez.....	1984 (May 29 vs. New York)
	Rod Carew.....	1981 (Aug. 21 vs. Cleveland)
	Rick Burleson.....	1981 (June 3 at Toronto)
	Dickie Thon.....	1980 (May 28 vs. Texas)
	Brian Downing.....	1979 (April 15 at Oakland)
	Mario Guerrero.....	1977 (June 14 at Minnesota)
	Richie Scheinblum.....	1973 (July 28 at Kansas City)
	Tom Satriano.....	1968 (Aug. 11 at Baltimore)
	Lee Thomas.....	1961 (Sept. 5 at Kansas City)

INDIVIDUAL PITCHING

Perfect Game.....	Mike Witt.....	1984 (Sept. 30 at Texas)
No-Hitters, Angels.....	Jered Weaver, Jose Arredondo (unofficial).....	2008 (June 28 at LAO, 8 IP)
	Mark Langston, Mike Witt.....	1990 (April 11 vs. Seattle)
	Mike Witt.....	1984 (Sept. 30 at Texas - Perfect Game)
	Nolan Ryan.....	1975 (June 1 vs. Baltimore)
		1974 (Sept. 28 vs. Minnesota)
		1973 (July 15 at Detroit)
		1973 (May 15 at Kansas City)
	Clyde Wright.....	1970 (July 3 vs. Oakland)
	Bo Belinsky.....	1962 (May 5 vs. Baltimore)
No-Hitters, Opponents.....	Eric Milton.....	1999 (Sept. 11 at Minnesota)
	Kenny Rogers.....	1994 (July 28 at Texas - Perfect Game)
	Joe Cowley.....	1986 (Sept. 19 vs. Chicago)
	Bert Blyleven.....	1977 (Sept. 22 vs. Cleveland)
	Dennis Eckersley.....	1977 (May 30 at Cleveland)
	Vida Blue.....	1975 (Sept. 28 at Oakland)
	Glenn Abbott	
	Paul Lindblad	
	Rollie Fingers	
	Earl Wilson.....	1962 (June 26 at Boston)
One-Hitters, Angels.....	(last time - John Lackey).....	2006 (July 7 at Oakland)
One-Hitters, Opponents.....	(last time - Steve Trachsel).....	2003 (June 15 vs. New York-NL)
Most Runs Allowed.....	17	Scott Schoeneweis.....
	11	2001 (May 23 at Baltimore)
Most Hits Allowed.....	15	John Lackey.....
		2008 (July 10 at Texas - 5.2 IP)
		Paul Hartzell.....
		1976 (Sept. 9 at Kansas City - 8.2 IP)
Most Home Runs Allowed.....	5	Willie Fraser.....
		1988 (Aug. 16 at New York)
Most Base on Balls, 9 Innings.....	10	Andy Hassler.....
		1974 (Sept. 4 at Oakland)
		Nolan Ryan.....
		1974 (April 5 at Chicago)
Most Base on Balls, Extra-Innings.....	11	Rudy May.....
		1973 (Sept. 17 at Oakland - 12.2 IP)
Most Strikeouts, 9 Innings.....	19	Nolan Ryan.....
		1974 (Aug. 12 vs. Boston)
Most Strikeouts, Extra-Innings.....	19	Nolan Ryan.....
		1977 (June 8 vs. Toronto - 10 IP)
		1974 (Aug. 20 vs. Detroit - 11 IP)
		1974 (June 14 vs. Boston - 13 IP)
Most Strikeouts, Inning.....	4	Chuck Finley.....
		1999 (Aug. 15 vs. Detroit, 1st inn.)
		1999 (May 12 at New York, 3rd inn.)
Most Hit Batsmen.....	4	Ryne Duren.....
		1961 (May 18 vs. Chicago, 7th inn.)
		Scott Schoeneweis.....
		2001 (June 7 vs. Oakland)
		Omar Olivares.....
		1999 (June 13 vs. Arizona)
		Steve Sparks.....
		1999 (May 22 at Tampa Bay)
		Ken McBride.....
		1964 (April 23 vs. Cleveland)
Striking out the Side, 9 Pitches.....	Nolan Ryan.....	1972 (July 9 vs. Boston - 2nd inn.)



ANGELS RECORDS

2009 ANGELS INFORMATION GUIDE

CONSECUTIVE

CLUB GENERAL

Games Won	11	1964 (June 16-26)
Games Won, Home	12	1967 (July 4-Aug. 4)
Games Won, Road	11	1988 (July 6-Aug. 2)
Games Won vs. One Club	14	2002-2003 (May 8, 2002-Aug. 23, 2003)
Games Won vs. One Club, Home	9	1967 (Kansas City)
Games Won vs. One Club, Road	9	1965 (Kansas City - 3) 1964 (Kansas City - 6)
Double-Headers Won	5	1964 (July 12-26)
Come-From-Behind Wins	7	1996 (June 9-15)
Games Lost	13	1988-89 (Sept. 19-April 4)
Games Lost, Home	15	1974 (June 30-July 28)
Games Lost, Road	14	1969 (April 29-June 8)
Games Lost vs. One Club, Home	13	1975 (Cleveland - 6) 1974 (Cleveland - 6) 1973 (Cleveland - 1)
Games Lost vs. One Club, Road	12	1966 (Chicago - 1) 1965 (Chicago - 9) 1964 (Chicago - 2)
Errorless Games	14	(124 innings) 2006 (April 22-May 6) (125 innings) 2005 (June 20-July 4) (141 innings) 1991 (June 14-28) 1963 (Aug. 13-Sept. 1 - 38 DP)
Games Making Double Plays	18	

CLUB BATTING

Hits, Game	7	2002 (Aug. 31 vs. Baltimore - 2nd inn.) 1998 (July 29 vs. New York - 4th inn.) 1988 (Aug. 27 vs. New York - 2nd inn.) 1979 (May 13 at New York - 9th inn.)
Most Home Runs	18	July 26-Aug. 13, 1982 (30 Total)
Most Doubles	28	July 26-Aug. 24, 1990 (43 Total)
Most Consecutive Home Runs	3	Kendry Morales, Mike Napoli, Brandon Wood 2008 (Sept. 18 at Oakland) Vladimir Guerrero, Jose Guillen, Jeff DaVanon 2004 (May 24 at Toronto) Troy Glaus, Darin Erstad, Garret Anderson 2001 (July 26 vs. Tampa Bay) Garret Anderson, Troy Glaus, Scott Spiezio 2000 (June 24 vs. Minnesota) Mo Vaughn, Tim Salmon, Garret Anderson 2000 (May 28 at Kansas City) Reggie Jackson, Bobby Grich, Brian Downing 1984 (April 24 at Boston) Bobby Bonds, Don Baylor, Ron Jackson 1977 (May 11 vs. Baltimore) Lee Thomas, Leon Wagner, Bob Rodgers 1962 (Aug. 28 vs. Kansas City)
Most Stolen Bases	18	1991 (May 30-June 22)

CLUB PITCHING

Complete Games	7	1972 (Sept. 21-27)
Shutouts	3	1974 (Sept. 28-Oct. 1) 1965 (July 9-11)
Shutout Innings Pitched	32.2	1974 (Sept. 28-Oct. 2)
Games With Save	6	2005 (Sept. 17-23) 1996 (June 10-15)
Innings, No Home Runs	84	1967 (June 17-27)
Games Allowing a Home Run	17	1994 (July 5-24; 28 total)
Games Allowing a Home Run (Starters)	16	1994 (July 5-23; 23 total)

INDIVIDUAL BATTING

Games Played	648	Sandy Alomar	May 16, 1969-May 21, 1973
Games Hitting Safely	28	Garret Anderson	1998 (June 28-July 31)
Games Reaching Base Safely	63	Orlando Cabrera	2006 (April 25-July 6)
Hits	9	Bengie Molina	2001 (Aug. 20-23)
Times on Base Safely	12	Bobby Grich	1984 (Sept. 14-17)
Games with Home Runs	5	Bobby Bonds	1977 (Aug. 2-7)
Games with RBI	12	Garret Anderson	2007 (Aug. 26-Sept. 7)
Games with One-or-More Runs	13	Jim Edmonds	1995 (July 9-24)
Stolen Bases	22	Gary Pettis	1985 (April 9-May 29)



CONSECUTIVE INDIVIDUAL PITCHING

Games Won	14	Chuck Finley	1997-98 (July 1-May 2)
Games Won, Season	12	Jarrod Washburn	2002 (April 19-July 21)
Games Won, Start of Season	9	Jered Weaver (12 starts)	2006 (May 27-Aug. 18)
Games Won, Reliever	9	Brendan Donnelly	2005-06 (Aug. 12, 2005-Oct. 1, 2006)
Complete Games Won	7	Nolan Ryan	1973 (Aug. 29-Sept. 27)
Games Lost	17	Andy Hassler	May 4, 1975-July 2, 1976
Games	7	Clyde Wright	1969 (Aug. 1-9)
Complete Games	7	Frank Tanana	1977 (April 29-July 3)
Shutouts	13	Nolan Ryan	Sept. 29, 1976-April 7, 1977
		Nolan Ryan	Aug. 22-31, 1972
		Jim McGlothlin	May 28-June 7, 1967
		Dean Chance	July 11-19, 1964
Shutout Innings	36	Jim McGlothlin	1967
Innings, No Home Runs	105.2	Greg Minton	June 18, 1988-June 10, 1989
Strikeouts	8	Nolan Ryan	1973 (Aug. 7 at Milwaukee) 1972 (July 9 vs. Boston)
Strikeouts, Two Consecutive Games	32	Nolan Ryan	1974 (Aug. 7 vs. Chicago-13 & Aug. 12 vs. Boston-19)
Strikeouts, Three Consecutive Games	47	Nolan Ryan	1974 (Aug. 12 vs. Boston-19, Aug. 16 vs. Milwaukee-9 & Aug. 20 vs. Detroit-19)
Saves	25	Francisco Rodriguez	2008 (April 14-June 11)

ROOKIE SEASON INDIVIDUAL BATTING

Highest Average	.293	2007 (Reggie Willits)
Highest On-Base Percentage	.391	2007 (Reggie Willits)
Most Games	162	1964 (Bobby Knoop)
Most At-Bats	639	1987 (Devon White)
Most Runs	103	1987 (Devon White)
Most Hits	172	1986 (Wally Joyner)
Most Extra-Base Hits	67	1993 (Tim Salmon)
Most Two-Base Hits	35	1993 (Tim Salmon)
Most Three-Base Hits	11	2000 (Adam Kennedy)
Most Consecutive Games with One-or-More Home Runs	4 (5 total)	1993 (Tim Salmon; Aug. 16-19)
Most Total Bases	283	1987 (Devon White)
Most Runs Batted In	100	1986 (Wally Joyner)
Most Game-Winning RBI	14	1986 (Wally Joyner)
Most Stolen Bases	48	1984 (Gary Pettis)
Longest Hitting Streak	21	2004 (Robb Quinlan)
Most Sacrifice Hits	16	2001 (David Eckstein)
Most Sacrifice Flies	12	1986 (Wally Joyner)
Most Hit by Pitch	21	2001 (David Eckstein)
Most Base on Balls	82	1993 (Tim Salmon)
Most Strikeouts	135	1993 (Tim Salmon) 1987 (Devon White)

LONGEST HITTING STREAKS IN ANGELS HISTORY

28 - Garret Anderson (1998)	21 - Darin Erstad (2005)	19 - Rod Carew (1982)
25 - Rod Carew (1982)	Robb Quinlan (2004)	18 - David Eckstein (2004)
23 - Garret Anderson (2008)	Randy Velarde (1996)	Chad Curtis (1993)
Jim Edmonds (1995)	Bobby Grich (1981)	Fred Lynn (1982)
22 - Sandy Alomar (1970)	20 - Vladimir Guerrero (2006)	Rod Carew (1980)
	Tim Salmon (2003)	Sandy Alomar (1971)
	Bobby Grich (1979)	Bob Rodgers (1964)



ANGELS RECORDS

2009 ANGELS INFORMATION GUIDE

ROOKIE SEASON

STARTERS (BASED ON 200-OR-MORE INNINGS PITCHED)

Lowest ERA	2.93	1965 (Marcelino Lopez)
Most Games Won	14	1974 (Frank Tanana) 1965 (Marcelino Lopez) 1962 (Dean Chance)
Consecutive Wins to Start Career	9	2006 (Jered Weaver)
Most Games Lost	19	1974 (Frank Tanana)
Fewest Games Lost	10	1987 (Willie Fraser) 1962 (Dean Chance)
Most Games★	39	1974 (Frank Tanana)
Most Starts	36	1961 (Ken McBride)
Most Complete Games	12	1974 (Frank Tanana)
Most Innings Pitched	268.2	1974 (Frank Tanana)
Most Hits Allowed	262	1974 (Frank Tanana)
Fewest Hits Allowed	185	1965 (Marcelino Lopez)
Most Runs Allowed	113	1961 (Ken McBride)
Fewest Runs Allowed	79	1965 (Marcelino Lopez)
Most Earned Runs	97	1961 (Ken McBride)
Fewest Earned Runs	68	1962 (Dean Chance)
Most Base on Balls	122	1962 (Bo Belinsky)
Fewest Base on Balls	61	1984 (Ron Romanick)
Most Strikeouts	180	1974 (Frank Tanana) 1961 (Ken McBride)
Most Shutouts	4	1974 (Frank Tanana)
No-Hitter	1	Bo Belinsky, 1962 (May 5 vs. Baltimore)

★Tanana's total includes four relief appearances.

RELIEVERS (BASED ON 40-OR-MORE GAMES)

Lowest ERA	1.33	1964 (Bob Lee)
Most Games Won	11	1979 (Mark Clear)
Most Games★	69	1967 (Bill Kelso)
Most Saves	22	1969 (Ken Tatum)
Most Innings Pitched	114	1987 (DeWayne Buice)
Most Hits Allowed	87	1987 (DeWayne Buice) 1979 (Mark Clear)
Fewest Hits Allowed	32	2002 (Brendan Donnelly)
Most Runs Allowed	48	1979 (Mark Clear)
Fewest Runs Allowed	11	2008 (Jose Arredondo)
Most Earned Runs	44	1979 (Mark Clear)
Fewest Earned Runs	12	2002 (Brendan Donnelly)
Most Base on Balls	68	1979 (Mark Clear)
Fewest Base on Balls	19	2002 (Brendan Donnelly)
Most Strikeouts	109	1987 (DeWayne Buice)
Most Home Runs Allowed	12	2003 (Francisco Rodriguez) 1987 (DeWayne Buice)

★Kelso's total includes one start

CLUB RECORDS



Frank Tanana



Jered Weaver





CLUB HISTORY

2009 ANGELS INFORMATION GUIDE

FRANCHISE HISTORY

2009 ANGELS INFORMATION GUIDE

In the winter of 1960, Gene Autry attended the American League expansion meeting in St. Louis seeking radio rights for his Golden West Broadcasting firm. On Dec. 6, 1960 he returned as Owner and Chairman of the Board of the expansion Los Angeles Angels.

Following is a chronological look at the beginning of the Los Angeles Angels:

1960

- Dec. 6 — At St. Louis, MO, the expansion Los Angeles Angels is awarded to Gene Autry, Robert O. Reynolds, Paul A. O'Bryan and associates.
- Dec. 8 — Fred Haney is named General Manager.
- Dec. 12 — Bill Rigney is named Field Manager.
- Dec. 14 — Haney and Rigney select 28 players from the American League player pool at a meeting in Boston...Total cost: \$2,150,000 including two minor league draft picks...First player drafted is pitcher Eli Grba.
- Dec. 16 — Palm Springs, CA announced as spring training site.

1961

- Jan. 14 — Leonard K. Firestone becomes part owner and Vice President of the Angels.
- Jan. 24 — Angels announce signing of first two players - outfielders Bob Cerv and Albie Pearson.
- Feb. 6 — Angels hold first public tryout camp at Sawtelle Hospital...Over 300 prospects attend tryout...Six players are signed.
- Feb. 24 — Angels open spring training camp in Palm Springs.
- Mar. 11 — Angels defeat Chicago Cubs in first exhibition game, 8-3, before an overflow crowd at the Polo Grounds in Palm Springs...Club also wins second game on March 12, 12-5.
- Apr. 11 — Behind the strong pitching of Eli Grba and power of Ted Kluszewski, the Angels rolled to a 7-2 victory in their first American League regular season game. Grba went the distance, allowing one earned run on six hits. Kluszewski hit a pair of home runs and collected five RBI. The Angels scored all seven runs in the first two frames, three in the first inning on back-to-back home runs by Kluszewski and Bob Cerv.

The Angels finished the 1961 season with a 70-91 record. The club's .435 winning percentage established and still stands as the best of any expansion team in major league history.

The Angels played at Wrigley Field in Los Angeles in 1961, then moved to Chavez Ravine (now Dodger Stadium) in 1962 and remained there through the 1965 season. In 1966, the franchise moved south to Anaheim and played 32 seasons at Anaheim Stadium. The club opened the 1997 season as the Anaheim Angels and began play at Edison Field in 1998.

Prior to the 2004 season the stadium name was changed to Angel Stadium of Anaheim. On Jan. 3, 2005 the official name of the franchise was changed to the Los Angeles Angels of Anaheim.

ANGELS ORIGINAL PLAYER DRAFT

The Angels drafted a total of 28 players from the existing American League clubs on December 14, 1960. Owners of the new Los Angeles and Washington clubs as well as their recently appointed front offices and field bosses — General Manager Fred Haney and Manager Bill Rigney of the Angels and General Manager Ed Doherty and Manager Mickey Vernon of the Senators — attended the session held in the league offices.

A price of \$75,000 was set on the players to be picked and both of the new clubs were required to select 28. The players were picked by categories, starting with pitchers, then catchers, infielders and outfielders. A toss of the coin determined which club had first choice in each group, and then they alternated. Haney won the toss for three positions — all but for outfielders.

Besides the 28 regular selections by both clubs, Los Angeles bought two players from the special minor league pool at \$25,000 apiece and Washington grabbed three. Thus, the Angels paid \$2,150,000 for their 30 players and the Senators shelled out \$2,175,000 for their 31 players in the unprecedented distribution.

Following is the order in which the Angels players were selected:

NOTE: Following the selections, Wilson notified the Angels and Cleveland that he intended to retire from the game. As a result, his selection was canceled several weeks later and the Indians sent pitcher Ted Bowsfield to the Angels as a replacement.

1. Eli Grba, p, NY
2. Jerry Casale, p, BOS
3. Duke Maas, p, NY
4. Tex Clevenger, p, MIN
5. Bob Sprout, p, DET
6. Audrey Gatewood, p, DET
7. Ken McBride, p, CHI
8. Ned Garver, p, KC
9. Ron Moeller, p, BAL
10. Bob Davis, p, KC
11. Ed Sadowski, c, BOS
12. Bob Rodgers, c, DET
13. Ed Yost, inf, DET
14. Ken Aspromonte, inf, CLE
15. Ken Hamlin, inf, KC
16. Gene Leek, inf, CLE
17. Jim Fregosi, inf, BOS
18. Bob Cerv, of, NY
19. Ken Hunt, of, NY
20. Jim McAnany, of, CHI
21. Earl Averill, c, CHI
22. Faye Throneberry, of, MIN
23. Ted Kluszewski, inf, CHI
24. Don Ross, inf, BAL
25. Julio Becquer, inf, MIN
26. Dean Chance, p, BAL
27. Fred Newman, p, BOS
28. Bob Wilson, c, CLE
29. Steve Bilko, 1b, DET from Denver
30. Albie Pearson, of, BAL from Rochester



Eli Grba

LOS ANGELES ANGELS INAUGURAL GAME

2009 ANGELS INFORMATION GUIDE

APRIL 11, 1961

	1	2	3	4	5	6	7	8	9	R	H	E	LOB
LOS ANGELES	3	4	0	0	0	0	0	0	0	7	6	3	3
BALTIMORE	0	1	1	0	0	0	0	0	0	2	6	0	8

E: Los Angeles - Brickell 2, Aspromonte
 2B: B. Robinson
 S: Rice, Grba

DP: Los Angeles - 1 Baltimore - 1
 HR: Kluszewski 2, Cerv
 GDP: B. Robinson, Brickell

LOS ANGELES	WLS	IP	H	R	ER	HR	BB	SO	HB	WP	BK
Grba	W	9	6	2	1	0	4	5	0	1	0
BALTIMORE	WLS	IP	H	R	ER	HR	BB	SO	HB	WP	BK
Pappas	L	1.2	3	6	6	2	4	1	0	0	0
Papa	—	.1	1	1	1	1	0	1	0	0	0
Stock	—	2	1	0	0	0	1	1	0	0	0
Hoeft	—	3	1	0	0	0	0	3	0	0	0
Wilhelm	—	2	0	0	0	0	0	0	0	0	0

HB: Hunt (by Stock)
 TIME: 2:33

PB: Triandos
 ATTENDANCE: 37,352

UMPIRES: Stevens, Rice, Napp, Schwartz

1961 LOS ANGELES ANGELS' FIRSTS

LOS ANGELES	AB	R	H	BI	BALTIMORE	AB	R	H	BI
Yost, 3b	4	0	0	0	Brandt, cf	5	1	2	0
Aspromonte, 2b	4	1	1	0	Snyder, rf	3	0	1	0
Pearson, rf	3	2	1	1	B. Robinson, 3b	4	0	1	0
Kluszewski, 1b	4	2	2	5	Gentile, 1b	4	1	1	0
Bequer, 1b	0	0	0	0	Triandos, c	4	0	0	0
Cerv, lf	4	1	1	1	Hansen, ss	4	0	0	0
Johnson, lf	0	0	0	0	Stephens, lf	2	0	1	0
Hunt, cf	2	0	0	0	Breeding, 2b	4	0	0	0
Brickell, ss	4	0	1	0	Pappas, p	0	0	0	0
Rice, c	2	0	0	0	Papa, p	0	0	0	0
Grba, p	3	1	0	0	Philly, ph	1	0	0	0
TOTALS	30	7	6	7	Stock, p	0	0	0	0
					E. Robinson, ph	1	0	0	0
					Hoeft, p	0	0	0	0
					Essegian, ph	1	0	0	0
					Wilhelm, p	0	0	0	0
					Zupo, ph	0	0	0	0
					TOTALS	33	2	6	0

TEAM

GAME - April 11 at Baltimore (7-2 win)
 PLATE UMPIRE - Johnny Stevens, April 11 at Baltimore
 GAME TIME - 2:33, April 11 at Baltimore
 WIN - April 11 at Baltimore (7-2)
 HOME GAME - April 27 vs. Minnesota (4-2 loss)
 HOME WIN - April 28 vs. Minnesota (6-5; 12 inn.)
 LOSS - April 15 at Boston (3-0)
 SERIES WIN - April 27-29 vs. Minnesota (2-1)
 ROAD SERIES WIN - June 5-7 at Baltimore (3-1)
 SERIES SWEEP - July 3-4 vs. Kansas City (3-0)
 ROAD SERIES SWEEP - July 5-6 at Minnesota (2-0)
 HOMESTAND WIN - April 27 - May 10 (8-6)
 EXTRA INNING GAME - April 23 at Detroit (3-2 loss; 11 inn.)
 EXTRA INNING WIN - April 28 vs. Minnesota (8-5; 12 inn.)
 COMPLETE GAME - Eli Grba, April 11 at Baltimore (7-2 win)
 COMPLETE GAME (against) - Ike Delock, April 15 at Boston (3-0 win)
 SHUTOUT - May 23 vs. Cleveland (9-0; Ken McBride, 3-hitter)
 SHUTOUT (against) - April 15 at Boston (3-0; Ike Delock, 4-hitter)
 LAST AT-BAT WIN - April 28 vs. Minnesota (6-5; 2-runs in 12th)
 DOUBLEHEADER - April 20 at New York (lost 7-5 & 4-2)
 HOME DOUBLEHEADER - April 30 vs. Kansas City (split; 6-4 & 2-3)
 DOUBLEHEADER SWEEP - May 19 vs. Chicago (won 4-3 & 5-3)
 EJECTION - Ed Yost, April 15 at Boston (8th inn. by plate umpire Jim Honichick)

BATTERS

BATTER - Ed Yost, April 11 at Baltimore (popout to shortstop)
 FIRST PITCH - Strike by Milt Pappas to Ed Yost, April 11 at Baltimore
 BASERUNNER - Albie Pearson, April 11 at Baltimore (1st inn; walk)
 HIT - Ted Kluszewski, April 11 at Baltimore (1st inn., 2-run HR)
 RUN - Albie Pearson, April 11 at Baltimore (1st inn., scored on 2-run HR)
 RBI - Ted Kluszewski, April 11 at Baltimore (1st inn., 2-run HR)
 EXTRA BASE HIT - Ted Kluszewski, April 11 at Baltimore (1st inn., 2-run HR)
 SINGLE - Albie Pearson, April 11 at Baltimore (2nd inn. to center)
 BUNT SINGLE - Albie Pearson, April 15 at Boston (6th inn.)
 DOUBLE - Ken Hunt, April 17 at Boston (3rd inn.)
 TRIPLE - Ken Hunt, April 20 at New York (8th inn., 2nd game)
 HOME RUN - Ted Kluszewski, April 11 at Baltimore (1st inn., 2-run, Milt Pappas)
 SOLO HOME RUN - Bob Cerv, April 11 at Baltimore (1st inn., Milt Pappas)
 TWO-RUN HOME RUN - Ted Kluszewski, April 11 at Baltimore (1st inn., Milt Pappas)
 THREE-RUN HOME RUN - Ted Kluszewski, April 11 at Baltimore (2nd inn., John Papa)
 GRAND SLAM HOME RUN - Lee Thomas, June 6 at Baltimore (2nd inn., Milt Pappas)
 GRAND SLAM HOME RUN AT HOME - George Thomas, Sept. 9 vs. Chicago (5th inn., Frank Baumann)
 PINCH-HIT HOME RUN - Albie Pearson, April 17 at Boston (9th inn., Mike Forniello)

HOME RUN BY A PITCHER - Jerry Casale, May 9 vs. Boston (2nd inn., Ike Delock)
 TWO-HOME RUN GAME - Ted Kluszewski, April 11 at Baltimore (Milt Pappas, John Papa)
 THREE-HOME RUN GAME - Lee Thomas, Sept. 5 at Kansas City (Lew Krausse, Ed Rakow, Bill Fischer)
 BACK-TO-BACK HOME RUNS - Ted Kluszewski & Bob Cerv, April 11 at Baltimore (1st inn., Milt Pappas)
 PINCH-HITTER - Faye Throneberry, April 15 at Boston (7th inn., groundout to 2B)
 PINCH-HIT - Steve Bliko, April 17 at Boston (7th inn., double)
 STOLEN BASE - Ken Hunt, April 20 at New York (2nd game)
 WALK - Albie Pearson, April 11 at Baltimore (1st inn.)
 STRIKEOUT - Ken Aspromonte, April 11 at Baltimore (1st inn.)
 SACRIFICE - Del Rice, April 11 at Baltimore (6th inn., 1-3)
 SACRIFICE FLY - Earl Averill, April 30 vs. Kansas City (2nd game)
 HIT BY PITCH - Ken Hunt, April 11 at Baltimore (3rd inn., Wes Stock)
 GROUNDED INTO DOUBLE PLAY - Fritz Brickell, April 11 at Baltimore (3rd inn., 5-4-3)
 PUTOUT - Fritz Brickell, April 11 at Baltimore (force out - Aspromonte to Brickell; batter - Russ Snyder; runner - Jackie Brandt)
 ASSIST - Ken Aspromonte, April 11 at Baltimore (force out - Aspromonte to Brickell; batter - Russ Snyder; runner - Jackie Brandt)
 ERROR - Fritz Brickell, April 11 at Baltimore (2nd inn. ground ball hit by Marv Breeding)

PITCHERS

PITCHER - Eli Grba, April 11 at Baltimore (7-2 win)
 FIRST PITCH - Strike by Eli Grba to Jackie Brandt, April 11 at Baltimore
 WINNING PITCHER - Eli Grba, April 11 at Baltimore (7-2 score)
 LOSING PITCHER - Jerry Casale, April 15 at Boston (3-0 score)
 SAVE - Tom Morgan, April 30 vs. Kansas City, 1st game (-1 IP)
 HIT - Jackie Brandt, April 11 at Baltimore (1st inn., single to left; Eli Grba)
 DOUBLE - Brooks Robinson, April 11 at Baltimore (5th inn. to center; Eli Grba)
 TRIPLE - Carl Yastrzemski, April 15 at Boston (3rd inn.; Jerry Casale)
 HOME RUN - Gary Geiger, April 17 at Boston (7th inn., Tom Morgan)
 RUN - Jim Gentile, April 11 at Baltimore (2nd inn., scored on error)
 WALK - Gene Stephens, April 11 at Baltimore (2nd inn., Eli Grba)
 STRIKEOUT - Jackie Brandt, April 11 at Baltimore (5th inn.; Eli Grba)
 HIT BATTER - Jerry Adair, May 2 vs. Baltimore (5th inn., Ted Bowsfield)
 WILD PITCH - Eli Grba, April 11 at Baltimore (6th inn.)

CLUB HISTORY



YEAR-BY-YEAR RECORDS/STANDINGS

2009 ANGELS INFORMATION GUIDE

Year	Pos.	W	L	Pct.	GA/GB	Manager	Home	Away
1961	8	70	91	.435	-38 1/2	Bill Rigney	46-36	24-55
1962	3	86	76	.531	-10	Bill Rigney	40-41	46-35
1963	9	70	91	.435	-34	Bill Rigney	39-42	31-49
1964	5	82	80	.506	-17	Bill Rigney	45-36	37-44
1965	7	75	87	.463	-27	Bill Rigney	46-34	29-53
1966	6	80	82	.494	-18	Bill Rigney	42-39	38-43
1967	5	84	77	.522	-7 1/2	Bill Rigney	53-30	31-47
1968	8	67	95	.414	-36	Bill Rigney	32-49	35-46
1969	3	71	91	.438	-26	Bill Rigney (11-28) Lefty Phillips (60-63)	43-38	28-53
1970	3	86	76	.531	-12	Lefty Phillips	43-38	43-38
1971	4	76	86	.469	-25 1/2	Lefty Phillips	35-46	41-40
1972★	5	75	80	.484	-18	Del Rice	44-46	31-44
1973	4	79	83	.488	-15	Bob Winkles	43-38	36-45
1974	6	68	94	.420	-22	Bob Winkles (30-44) +Dick Williams (36-48)	36-45	32-49
1975	6	72	89	.447	-25 1/2	Dick Williams	35-46	37-43
1976	T4	76	86	.469	-14	Dick Williams (39-57) Norm Sherry (37-29)	38-43	38-43
1977	5	74	88	.457	-28	Norm Sherry (39-42) Dave Garcia (35-46)	39-42	35-46
1978	T2	87	75	.537	-5	Dave Garcia (25-20) Jim Fregosi (62-55)	50-31	37-44
1979	1	88	74	.543	+3	Jim Fregosi	49-32	39-42
1980	6	65	95	.406	-32	Jim Fregosi	30-51	35-44
1981★★	5	51	59	.464	-13 1/2	Jim Fregosi (22-25) Gene Mauch (29-34)	26-28	25-31
1982	1	93	69	.574	+3	Gene Mauch	52-29	41-40
1983	T5	70	92	.432	-29	John McNamara	35-46	35-46
1984	T2	81	81	.500	-3	John McNamara	37-44	44-37
1985	2	90	72	.559	-1	Gene Mauch	49-30	41-42
1986	1	92	70	.568	+5	Gene Mauch	50-32	42-38
1987	T6	75	87	.463	-10	Gene Mauch	38-43	37-44
1988	4	75	87	.463	-29	++Cookie Rojas (75-79)	35-46	40-41
1989	3	91	71	.562	-8	Doug Rader	52-29	39-42
1990	4	80	82	.494	-23	Doug Rader	42-39	38-43
1991	7	81	81	.500	-14	Doug Rader (61-63) Buck Rodgers (20-18)	40-41	41-40
1992	T5	72	90	.444	-24	+++Buck Rodgers (33-40)	41-40	31-50
1993	T5	71	91	.438	-23	Buck Rodgers	44-37	27-54
1994★★★★	4	47	68	.409	-5 1/2	Buck Rodgers (16-23) ++++Marcel Lachemann (30-44)	23-40	24-28
1995★★★★★	2	78	67	.538	-1	Marcel Lachemann	39-33	39-34
1996	4	70	91	.435	-19 1/2	++++Marcel Lachemann (52-59)	43-38	27-53
1997	2	84	78	.519	-6	Terry Collins	46-36	38-42
1998	2	85	77	.525	-3	+++++Terry Collins (79-75)	42-39	43-38
1999	4	70	92	.432	-25	+++++Terry Collins (51-82)	37-44	33-48
2000	3	82	80	.506	-9 1/2	Mike Scioscia	46-35	36-45
2001	3	75	87	.463	-41	Mike Scioscia	39-42	36-45
2002y\$	2	99	63	.611	-4	Mike Scioscia	54-27	45-36
2003	3	77	85	.475	-19	Mike Scioscia	45-37	32-48
2004	1	92	70	.569	+1	Mike Scioscia	45-36	47-34
2005	1	95	67	.586	+7	Mike Scioscia	49-32	46-35
2006	2	89	73	.549	-4	Mike Scioscia	45-36	44-37
2007	1	94	68	.580	+6	Mike Scioscia	54-27	40-41
2008	1	100	62	.617	+21	Mike Scioscia	50-31	50-31
Totals		3790	3856	.496		16 Managers	2026-1810	1764-2046

S BOLD

y

+

++

+++

++++

+++++

++++++

+++++++

★

★★

★★★

★★★★

World Series Champions Western Division Champions Wild Card Entrant

Totals do not include 2-2 under interim manager Whitey Herzog.

Totals do not include 0-8 under interim manager Moose Stubing.

Totals do not include 36-49 under interim manager John Wathan or 3-1 under interim/interim manager Marcel Lachemann.

Totals do not include 1-1 under interim manager Bobby Knoop.

Totals do not include 10-18 under interim manager John McNamara or 8-14 under interim/interim manager Joe Maddon.

Totals do not include 6-2 under interim manager Joe Maddon.

Totals do not include 19-10 under interim manager Joe Maddon.

Work stoppage, April 1-13, 1972.

Work stoppage, June 12-July 30, 1981.

Work stoppage, Aug. 12, 1994-remainder of season.

Work stoppage, April 2-24, 1995.



ANGELS ALL-TIME ROSTER

2009 ANGELS INFORMATION GUIDE

Includes every player who has been in at least one Major League game with the Angels since 1961.

BOLD: indicates current players in organization

KEY: #-Right *-Left + -Switch
^-Interim manager



Gene Mauch

MANAGERS (21)

COLLINS, Terry ('97-99)
FREGÓSI, Jim ('78-81)
GARCIA, Dave ('77-78)
HERZOG, Whitey ('74)^
KNOOP, Bobby ('94)^
LACHEMANN, Marcel ('92^; '94-96)
MADDON, Joe ('96^; '98^; '99^)
MAUCH, Gene ('81-82, '85-87)
McNAMARA, John ('83-84, '96^)
PHILLIPS, Lefty ('69-71)
RADER, Doug ('89-91)
RICE, Del ('72)
RIGNEY, Bill ('61-69)
RODGERS, Buck ('91-94)
ROJAS, Cookie ('88)
SCIOSCIA, Mike ('00-)
SHERRY, Norm ('76-77)
STUBING, Moose ('88)^
WATHAN, John ('92-93)^
WILLIAMS, Dick ('74-76)
WINKLES, Bob ('73-74)

COACHES (63)

ADAIR, Jerry ('75)
BLACK, Bud ('00-06)
BOWA, Larry ('97-99)
BRIDGES, Rocky ('62-63, '68-71)
BURLESON, Rick ('95-96)
BUTCHER, Mike ('06-)
CAREW, Rod ('92-99)

CLEAR, Bob ('76-87)
COLEMAN, Joe ('87-90, '96-99)
COUCHEE, Mike ('96)
CRANDALL, Del ('77)
DOWN, Rick ('87-88)
EBEL, Dino ('06-)
ELLIOTT, Bob ('61)
ETCHEBARREN, Andy ('77)
GARCIA, Dave ('77)
GÓMEZ, Preston ('81-84)
GRIFFIN, Alfredo ('00-)
GRISSOM, Marv ('61-66; '69, '77-78)
HATCHER, Mickey ('00-)
HEFFNER, Don ('67-68)
HENDRICK, George ('98-99)
HERMAN, Billy ('77)
HERNANDEZ, Chuck ('92-96)
HERZOG, Whitey ('74-75)
HINES, Bruce ('91)
HOSCHSHEIT, Vern ('76)
JOHNSON, Deron ('79-80, '89-92)
KNOOP, Bobby ('79-96)
KOENIG, Fred ('70-71)
KRESS, Red ('61)
LACHEMANN, Bill ('95-96)
LACHEMANN, Marcel ('84-92, '97-98)
LEMON, Bob ('67-68)
LOWREY, Peanuts ('72)
MACHA, Ken ('92-94)
MADDON, Joe ('94-05)
McDERMOTT, Mickey ('68)
McNAMARA, John ('78)
MERCADO, Orlando ('03-)
MORGAN, Tom ('72-74, '81-83)
MUFFETT, Billy ('74-77)
OLIVERAS, Max ('94)
PAEPKE, Jack ('61-66)
PARKER, Dave ('97)
PARKER, Salty ('64-66, '73-74)
POLE, Dick ('99)
RAMOS, Bobby ('00-02)
REBERGER, Frank ('91)
REESE, Jimmie ('72-94)
REISER, Pete ('70-71)
RESINGER, Grover ('75-76)
RICE, Del ('62-66)
ROARKE, Mike ('67-69)
ROBINSON, Frank ('77)
RODRIGUEZ, Eddie ('96)
ROENICKE, Ron ('00-)
ROSEBORO, John ('72-74)
SHERRY, Larry ('79-80)
SHERRY, Norm ('70-71, '76)
SKINNER, Bob ('78)
STUBING, Moose ('85-90)
WATHAN, John ('92-93)
WINKLES, Bob ('72)

PLAYERS (820)

-A-

AASE, Don, rhp ('78-82, '84)
ABBOTT, Jim, lhp ('89-92, '95-96)
ABBOTT, Kyle, lhp ('91, '96)
ABNER, Shawn, of ('91)#
ADAMS, Ricky, inf ('82-83)#
ADCOCK, Joe, inf ('64-66)#
ADENHART, Nick, rhp ('08-)
AIKENS, Willie, inf/dh ('77, '79)^
ALDRETE, Mike, of ('95-96)^
ALFONZO, Edgardo, inf ('06)#



Jim Abbott

ALICEA, Luis, inf ('97)+
ALLANSON, Andy, c ('95)#
ALLEN, Lloyd, rhp ('69-73)
ALLIETTA, Bob, c ('75)#
ALOMAR, Sandy, inf ('69-74)+
ALVAREZ, Juan, lhp ('99)
ALVAREZ, Orlando, of/dh ('76)#
AMARO, Ruben, inf ('69)#
AMARO, Ruben Jr., of ('91)+
AMEZAGA, Alfredo, inf ('02-04)+
ANDERSON, Brian, lhp ('93-95)
ANDERSON, Garret, of ('94-08)^
ANDERSON, Jim, inf ('78-79)#
ANDERSON, Kent, inf ('89-90)#
APPIER, Kevin, rhp ('02-03)
ARDELL, Dan, inf ('61)^
ARIAS, George, inf ('96-97)#
ARMAS, Tony, of ('87-89)#
ARREDONDO, Jose, rhp ('08-)
ASPMONTE, Ken, 2b ('61)#
AVERILL, Earl, of/c ('61-62)#
AYBAR, Erick, inf ('06-)
AZCUE, Joe, c ('69-70, '72)#

-B-

BAHNSEN, Stan, rhp ('82)
BAILES, Scott, lhp ('90-92)
BAILEY, Ed, c/inf ('66)^
BALAZ, John, of/dh ('74-75)#
BANNISTER, Floyd, lhp ('91)^
BARBER, Steve, lhp ('72-73)

BARLOW, Mike, inf ('77-79)#
BARNES, Larry, inf ('01)^
BARR, Jim, rhp ('79-80)
BAUGHMAN, Justin, inf ('98; '00)#
BAYLOR, Don, of/dh ('77-82)#
BEASLEY, Chris, rhp ('91)
BECCUER, Julio, inf ('61)^
BELCHER, Tim, rhp ('99-00)
BELINSKY, Bo, lhp ('62-64)
BELLINGER, Clay, inf/of ('02)
BENIQUEZ, Juan, of/dh ('81-85)#
BENNETT, Dennis, lhp ('68)
BENNETT, Erik, rhp ('95)
BERGMAN, Dusty, lhp ('04)
BERRY, Ken, of ('71-73)#
BICHETTE, Dante, of ('88-90)#
BIELECKI, Mike, rhp ('95)
BLKO, Steve, inf ('61-62)#
BLATERIC, Steve, rhp ('75)
BLYLEVEN, Bert, rhp ('89-92)
BOCHTE, Bruce, c ('74-77)^
BOLICK, Frank, inf ('98)+
BONDS, Bobby, of/dh ('76-77)#
BOONE, Bob, c ('82-88)#
BOOTCHECK, Chris, rhp ('03; '05-08)
BORBON, Pedro, rhp ('69)
BORDERS, Pat, c ('96)#
BORLAND, Toby, rhp ('01)
BOSKIE, Shawn, rhp ('95-96)
BOSLEY, Thad, of ('77, '88)^
BOSTOCK, Lyman, of ('78)^
BOTTENFIELD, Kent, rhp ('00)
BOTTING, Ralph, lhp ('79-80)
BOZB, Bob, rhp ('62)
BOVEE, Mike, rhp ('97)
BOWSFIELD, Ted, lhp ('61-62)
BRADLEY, Tom, rhp ('69-70)
BRADY, Brian, of ('89)^
BRETT, Ken, lhp ('77-78)
BREWER, Jim, lhp ('75-76)
BRICKELL, Fritz, inf ('61)#
BRIDGES, Rocky, inf ('61)#
BRIGGS, Dan, inf/of ('75-77)^
BROOKS, Bobby, of ('73)#
BROOKS, Hubie, of/dh ('92)#
BROWN, Curt, rhp ('83)



Don Baylor

CLUB HISTORY



ANGELS ALL-TIME ROSTER

2009 ANGELS INFORMATION GUIDE

BROWN, Matt, inf ('07-)#
BROWN, Mike, of ('83-85, '88)#
BROWN, Randy, c ('69-70)*
BROWN, Steve, rhp ('83-84)
BRUNANSKY, Tom, of ('81)#
BRUNET, George, lhp ('64-69)
BRYDEN, T.R., rhp ('86)
BUCKNER, Bill, inf/dh ('87-88)*
BUDDE, Ryan, C ('07-)#
BUICE, DeWayne, rhp ('87-88)
BULGER, Jason, rhp ('06-)
BURDETTE, Lew, rhp ('66-67)
BURGESS, Tom, inf/of ('62)*
BURGMEIER, Tom, lhp ('68)
BURKE, Jamie, inf/c ('01-)#
BURKE, Leo, of ('61-62)#
BURLESON, Rick, inf ('81-86)#
BUTCHER, Mike, rhp ('92-95)
BYRD, Paul, rhp ('05)

-C-

CABRERA, Orlando, inf ('05-07)
CADARET, Greg, lhp ('97-98)
CALLAWAY, Mickey, rhp ('02-03)
CAMPANERIS, Bert, inf ('79-81)#
CANDELARIA, John, lhp ('85-87)
CANERIA, John, rhp ('77-78)
CARDENAL, Jose, of ('65-67)#
CARDENAS, Leo, inf ('72)#
CAREW, Rod, inf ('79-85)*
CARRASCO, Hector, rhp ('06-07)
CASALE, Jerry, rhp ('61)
CAUSEY, Wayne, inf ('68)*
CERV, Bob, of ('61)#
CHADWICK, Ray, rhp ('86)
CHALK, Dave, inf ('73-78)#
CHANCE, Bob, inf ('69)*
CHANCE, Dean, rhp ('61-66)
CHAVEZ, Anthony, rhp ('97)
CHRISTENSEN, Bruce, inf ('71)*
CHRISTENSEN, Jason, lhp ('05)
CIMINO, Pete, rhp ('67-68)
CIMOLI, Gino, of ('65)#
CLARK, Bob, of ('79-83)#
CLARK, Rick, rhp ('67-69, '71-72)



Dean Chance

CLARK, Terry, rhp ('88-89)
CLEAR, Mark, rhp ('79-80, '90)
CLEMENTE, Edgard, of ('00)#
CLEMENTS, Pat, lhp ('85)
CLEVENGER, Tex, rhp ('61)
CLIBURN, Stan, c ('80)#
CLIBURN, Stewart, rhp ('84-85/88)
CLINTON, Lou, of ('64-65)#
COACHMAN, Pete, inf ('90)#
COATES, Jim, rhp ('65-67)
COLANGELO, Mike, of ('99)#
COLLETTA, Chris, of ('72)*
COLLINS, Dave, of/dh ('75-76)+
COLON, Bartolo, rhp ('04-07)
CONIGLIARO, Tony, of ('71)#
CONSOLO, Billy, inf ('62)#
COOK, Dennis, lhp ('02)
COOK, Mike, rhp ('86-88)
COOPER, Brian, rhp ('99-01)
CORBETT, Doug, rhp ('82-86)
CORBETT, Sherman, lhp ('88-90)
CORREIA, Rod, inf ('93-95)#
COTTIER, Chuck, inf ('68-69)#
COUGHTRY, Marlan, inf ('62)*
COWAN, Billy, inf/of ('69-72)#
COWENS, Al, of ('80)#
COX, Terry, rhp ('70)
CRIM, Chuck, rhp ('92-93)
CRON, Chris, inf/dh ('91)#
CRUZ, Todd, rhp ('80)
CUELLAR, Mike, lhp ('77)
CUMBERLAND, John, lhp ('74)
CURTIS, Chad, of ('92-94)#
CURTIS, John, lhp ('82-84)

-D-

D'ACQUISTO, John, rhp ('81)
DADE, Paul, of/dh ('75-76)#
DALESANDRO, Mark, c ('94-95)#
DARWIN, Bob, rhp ('62)
DAVALILLO, Vic, of ('68-69)*
DAVANON, Jeff, of ('99, '01-05)+
DAVANON, Jerry, inf ('73)#
DAVIS, Alvin, inf/dh ('92)*
DAVIS, Bob, c ('81)#
DAVIS, Chilli, of/dh ('88-90/93-96)+
DAVIS, Doug, inf/c ('88)#
DAVIS, Mark, of ('91)#
DAVIS, Tommy, inf/dh ('76)#
DAVIS, Willie, of/dh ('79)*
DeCINCES, Doug, inf ('82-87)#
DECKER, Steve, c ('99)#
DEES, Charlie, inf ('63-65)*
DELGADO, Wilson, inf ('03)+
DeLUCIA, Rich, rhp ('97-'98)
DICKSON, Jason, rhp ('96-00)



Gary Disarcina

DiMICHELE, Frank, lhp ('88)
DISARCINA, Gary, inf ('89-01)#
DOBSON, Chuck, rhp ('74-75)
DOHERTY, John, rhp ('74-75)
DONNELLY, Brendan, rhp ('02-06)
DONOHUE, Jim, rhp ('61-62)
DONOHUE, Tom, c ('79-80)#
DOPSON, John, rhp ('94)
DORSETT, Brian, c ('88)#
DORSEY, Jim, rhp ('80)
DOWNING, Brian, c/of ('78-90)#
DOYLE, Denny, inf ('74-75)*
DOYLE, Paul, lhp ('70, '72)
DRAGO, Dick, rhp ('76-77)
DUCEY, Rob, of/dh ('92)*
DUKES, Tom, rhp ('72)
DULIBA, Bob, rhp ('63-64)
DUNN, Scott, rhp ('04)
DUNNING, Steve, rhp ('76)
DUREN, Rynne, rhp ('61-62)
DURRINGTON, Trent, inf ('99-00, '03)#

-E-

EASLER, Mike, of ('76)*
EASLEY, Damion, inf ('92-96)#
ECKSTEIN, David, inf ('01-04)#
EDDY, Steve, rhp ('79)
EDENFIELD, Ken, rhp ('95-96)
EDMONDS, Jim, of ('93-99)*
EENHOORN, Robert, inf ('96-97)#
EGAN, Dick, rhp ('66)*
EGAN, Tom, c ('65-70, '74-75)#
EICHHORN, Mark, rhp ('90-92/96)#
ELLIS, Robert, rhp ('96)#
ELLIS, Sammy, rhp ('68)#
ENCARNACION, Angelo, c ('97)#
EPPARD, Jim, inf/of ('87-89)*
EPSTEIN, Mike, inf ('73-74)*
ERSTAD, Darin, inf/of ('96-06)*
ESCOBAR, Kelvim, rhp ('04-)
ETCHEBARREN, Andy, c ('75-77)#
ETHERTON, Seth, rhp ('00)#
EVANS, Terry, OF ('07-)#

-F-

FABREGAS, Jorge, c ('94-97, '01-02)*
FAIRLY, Ron, inf/dh ('78)*
FARRELL, John, rhp ('93-94)#
FASANO, Sal, c ('02)#
FELIX, Junior, of ('91-92)+
FERGUSON, Joe, c ('81-83)#
FERNANDEZ, Jose, inf ('01)#
FERRIS, Bob, rhp ('78-80)
FETTERS, Mike, rhp ('89-91/98)
FIELDER, Cecil, inf/dh ('98)#
FIGGINS, Chone, inf/of ('02-+)
FIGUEROA, Ed, rhp ('74-75)
FIMPLE, Jack, c ('87)#
FINLEY, Chuck, lhp ('86-99)
FINLEY, Steve, of ('05)*
FISCHER, Todd, rhp ('86)
FISHER, Eddie, rhp ('69-72)
FITZGERALD, Mike, of/c ('92)#
FITZMORRIS, Al, rhp ('78)



Chuck Finley

FLORA, Kevin, inf ('91/95)#
FLORES, Gil, of ('77)#
FOILES, Hank, c ('63-64)#
FOLI, Tim, inf ('82-83)#
FORD, Dan, of/dh ('79-81)#
FORSCH, Ken, rhp ('81-86)
FORSTER, Terry, lhp ('86)
FORTUGNO, Tim, lhp ('92-93)
FOSTER, Alan, rhp ('72)
FOWLER, Art, rhp ('61-64)
FOWLKES, Alan, rhp ('85)
FOYTACK, Paul, rhp ('63-64)
FRASER, Willie, rhp ('86-90)
FREGOSI, Jim, inf ('61-71)#
FREY, Steve, lhp ('92-93)
FROHWIRTH, Todd, rhp ('96)
FROST, Dave, rhp ('78-81)
Fuentes, Brian, lhp ('08-)
FULLMER, Brad, dh/inf ('02-03)*
FYHRIE, Mike, rhp ('99)

-G-

GABRIELSON, Len, of ('67)*

ANGELS ALL-TIME ROSTER

2009 ANGELS INFORMATION GUIDE

GAETTI, Gary, inf/dh ('91-93)#
 GALARRAGA, Andres, inf/dh ('04)#
 GALLAGHER, Al, inf ('73)#
 GALLAGHER, Dave, of ('91,95)#
 GANT, Ron, of/dh ('00)#
 GARCIA, Carlos, inf ('98)#
 GARCIA, Miguel, lhp ('87)
 GARLAND, Jon, rhp ('08)
 GARR, Ralph, of/dh ('79-80)*
 GARRETT, Adrian, c/dh ('75-76)*
 GARRETT, Greg, lhp ('70)
 GARVER, Ned, rhp ('61)
 GATEWOOD, Aubrey, rhp ('63-65)
 GEISHERT, Vern, rhp ('69)
 GERBER, Craig, inf ('85)*
 GIL, Benji, inf ('00-03)#
 GILBRETH, Bill, lhp ('74)
 GLAUS, Troy, inf ('98-04)#
 GLOVER, Gary, rhp ('03)
 GOHR, Greg, rhp ('96)
 GOLTZ, Dave, rhp ('82-83)
 GONZALES, Larry, c ('93)#
 GONZALES, Rene, inf ('92-93,95)#
 GONZALEZ, Jose, of ('92)#
 GONZALEZ, Tony, of ('70-71)*
 GOODWIN, Dan, inf/dh ('75, '77-78)*
 GORNEAULT, Nick, of ('07)#
 GOTAY, Julio, inf ('65)#
 GRABARKEWITZ, Bill, inf ('73)#
 GRAHE, Joe, rhp ('90-94)
 GRBA, Eli, rhp ('61-63)
 GREBECK, Craig, inf ('97)#
 GREEN, Lenny, of ('64)*
 GREEN, Steve, rhp ('01)
 GREENE, Todd, c/dh ('96-99)#
 GREGG, Kevin, rhp ('03-06)
 GREGORIO, Tom, C ('03)#
 GRICH, Bobby, inf ('77-86)#
 GRIFFIN, Doug, inf ('70)#
 GRIFFIN, Tom, rhp ('78)
 GRIMSLEY, Jason, rhp ('96)
 GROSS, Kevin, rhp ('97)
 GRUBER, Kelly, inf ('93)#
 GUBICZA, Mark, rhp ('97)
 GUERRERO, Mario, inf/dh ('76-77)#
 GUERRERO, Vladimir, of ('04-)#
 GUILLEN, Jose, of ('04)#
 GWYN, Marc, rhp ('07-)

-H-

HABYAN, John, rhp ('95)
 HALICKI, Ed, rhp ('80)
 HALL, Jimmie, of ('67-68)
 HALTER, Shane, inf ('04)#
 HAMILTON, Jack, rhp ('67-68)

HAMLIN, Ken, inf ('61)#
 HAMPTON, Ike, c ('75-79)+
 HANCOCK, Ryan, rhp ('96)
 HAND, Rich, rhp ('73)
 HARKEY, Mike, rhp ('95)
 HARLOW, Larry, of ('79-81)
 HARPER, Brian, of ('79, '81)#
 HARPER, Tommy, inf/dh ('75)#
 HARRELSON, Bill, rhp ('68)
 HARRIS, John, inf ('79-81)*
 HARRIS, Pep, rhp ('96-99)
 HARTZELL, Paul, rhp ('76-78)#
 HARVEY, Bryan, rhp ('87-92)
 HASEGAWA, Shigetoshi, rhp ('97-01)
 HASSLER, Andy, lhp ('71,73-76,80-83)*
 HATHAWAY, Hilly, lhp ('92-93)
 HAYNES, Nathan, of ('07)*
 HAYES, Von, of/dh ('92)*
 HEFFNER, Bob, rhp ('68)
 HEISE, Bob, inf ('74)#
 HELD, Woodie, inf/of ('67-68)#
 HEMAN, Russell, rhp ('61)#
 HEMPHILL, Bret, c ('99)+
 HENDERSON, Rickey, of ('97)#
 HENDRICK, George, of/dh ('85-88)#
 HENSLEY, Matt, rhp ('04)
 HERNANDEZ, Jackie, inf ('65-66)#
 HERRMANN, Ed, c ('76)*
 HIATT, Jack, c/inf ('64, '72)#
 HIBBS, Jim, dh ('67)#
 HICKS, Jim, of ('69-70)#
 HILL, Donnie, inf ('90-91)
 HILL, Glenallen, of/dh ('01)#
 HILL, Ken, rhp ('97-00)
 HILLENBRAND, Shea, inf ('07)#
 HINCHLIFFE, Brett, rhp ('00)#
 HINTON, Chuck, inf/of ('68)#
 HOBSON, Butch, inf ('81)#
 HOCKENBERRY, Chuck, rhp ('75)
 HOFFMAN, Glenn, inf ('89)#
 HOLLAND, Al, lhp ('85)*
 HOLLINS, Dave, inf ('97-98)+
 HOLTZ, Mike, lhp ('96-01)
 HOLZEMER, Mark, lhp ('93, '95-96)



Bryan Harvey



Wally Joyner

HOWARD, Doug, inf/of ('72-74)#
 HOWELL, Jack, inf/dh ('85-91,96-97)*
 HUDLER, Rex, inf/of ('94-96)#
 HUDSON, Charlie, lhp ('75)
 HUMPHREY, Terry, c ('76-79)#
 HUNT, Ken, of ('61-63)#
HUNTER, Torii, of ('08-)#
 HUSON, Jeff, inf ('95)*

-I-

IZTURIS, Maicer, inf ('05-)+

-J-

JACKSON, Bo, of/dh ('94)#
 JACKSON, Reggie, of/dh ('82-86)*
 JACKSON, Ron, of ('75-78,82-84)#
 JAMES, Johnny, rhp ('61)
 JAMES, Mike, rhp ('95-99)
 JAVIER, Stan, of ('93)+
 JEFFERIES, Gregg, inf/of ('98)+
 JEFFERSON, Jesse, rhp ('81)
JEPSEN, Kevin, rhp ('08-)
 JOHN, Tommy, lhp ('82-85)
 JOHNSON, Alex, of ('70-71)#
 JOHNSON, Gary, of ('03)*
 JOHNSON, Keith, inf ('00)#
 JOHNSON, Lou, of ('61,69)#
 JOHNSON, Mark, inf ('98)*
 JOHNSTONE, Jay, of ('66-70)
 JONES, Bob, of ('76-77)*
 JONES, Greg, rhp ('03, '05-07)
 JONES, Ruppert, of ('85-87)*
 JOYNER, Wally, inf ('86-91, '01)*
 JUDEEN, Jeff, rhp ('98)

-K-

KARL, Scott, lhp ('00)
 KAUFMAN, Curt, rhp ('84)
 KEALEY, Steve, rhp ('68-70)
 KEEDY, Pat, inf/of ('85)#
 KELLEHER, Mick, inf ('82)#
 KELS0, Bill, rhp ('64-67)
KENDRICK, Howie, inf ('06-)#

KENNEDY, Adam, inf ('00-06)*
 KINGMAN, Dave, of/dh ('77)#
 KIPPER, Bob, lhp ('85)
 KIRKPATRICK, Ed, c/of ('62-68)*
 KIRKWOOD, Don, rhp ('74-77)
 KISON, Bruce, rhp ('80-84)
 KLINE, Ron, rhp ('61)
 KLUSZEWSKI, Ted, inf ('61)*
 KNAPP, Chris, rhp ('78-80)
 KNOOP, Bobby, inf ('64-69)#
 KOPPE, Joe, inf ('61-65)#
 KOSCO, Andy, of ('72)#
 KOSTRO, Frank, of ('63)#
 KOTCHMAN, Casey, inf ('04-08)*
 KRAWCZYK, Ray, rhp ('88)
 KREUTER, Chad, c ('97, '98)+
 KUBSKI, Gil, of ('80)*
 KUHAULUA, Fred, lhp ('77)
 KUSNYER, Art, c ('71-73)#

-L-

LACEY, Bob, lhp ('83)
LACKEY, John, rhp ('02-)
 LaCORTÉ, Frank, rhp ('84)
 LAHOUD, Joe, of/dh ('74-76)*
 LANDREAUX, Ken, of ('77-78)*
 LANGE, Dick, rhp ('72-75)
 LANGSTON, Mark, lhp ('90-97)
 LANSFORD, Carney, inf ('78-80)#
 LaROCHE, Dave, lhp ('70-71,77-80)
 LASHER, Fred, rhp ('71)
 LATMAN, Barry, rhp ('64-65)
 LAZORKO, Jack, rhp ('87-88)
 LEE, Bob, rhp ('64-66)
 LEE, Don, rhp ('62-65)
 LEE, Mike, lhp ('63)#
 LEEK, Gene, inf ('61-62)
 LEFFERTS, Craig, lhp ('94)
 LEFTWICH, Phil, rhp ('93-94, '96)
 LEITER, Mark, rhp ('94)
 LEJA, Frank, inf ('62)*
 LEMANCZYK, Dave, rhp ('80)
 LEVINE, Al, rhp ('99-02)
 LEWIS, Scott, rhp ('90-94)
 LEYRITZ, Jim, c/dh ('97)#
 LINARES, Rufino, dh ('85)#
 LIND, Jose, inf ('95)#
 LINTON, Doug, rhp ('93)#
 LLENAS, Winston, inf/of ('68-69, '72-75)#
 LOCKE, Bobby, rhp ('67-68)
 LOCKWOOD, Skip, rhp ('74)
 LOPEZ, Carlos, of/dh ('76)#
 LOPEZ, Marcelino, lhp ('65-67)
 LOPEZ, Ramon, rhp ('66)
 LORRAINE, Andrew, lhp ('94-95)



ANGELS ALL-TIME ROSTER

2009 ANGELS INFORMATION GUIDE

LOUX, Shane, rhp ('08-)
LOVELACE, Vance, lhp ('88-89)
LOVULLO, Torey, inf ('93)
LUBRATIC, Steve, inf ('81, '83)#
LUCAS, Gary, lhp ('86-87)
LUGO, Urbano, rhp ('85-88)
LUKASIEWICZ, Mark, lhp ('01-02)
LUKE, Matt, inf ('99)*
LUULOA, Keith, inf ('00)#
LYNN, Fred, of ('81-84)*
LYONS, Barry, inf ('91)#

-M-

MACHEMER, Dave, inf ('78)#
MACK, Tony, rhp ('85)
MAGNANTE, Mike, lhp ('99)
MAGRANE, Joe, lhp ('93-94)
MAHLER, Mickey, lhp ('81-82)
MALONEY, Jim, rhp ('71)
MALZONE, Frank, inf ('66)#
MARSHALL, Mike, rhp ('91)
MARTIN, Paco, inf ('98)
MARTINEZ, Carlos, inf/dh ('95)#
MARTINEZ, Fred, rhp ('80-81)
MASHORE, Damon, of ('98)#
MATTHEWS JR., Gary, of ('07-)*
MATHIS, Jeff, c ('05-)#
MATRANGA, David, inf ('05)#
MAY, Carlos, of/dh ('77)*
MAY, Darrell, lhp ('96-97)
MAY, Rudy, lhp ('65, '69-74)
McBRIDE, Ken, rhp ('61-65)
McCASKILL, Kirk, rhp ('85-91)
McCLURE, Bob, lhp ('89-91)
McCRAW, Tom, inf/of ('73-74)
McDOWELL, Jack, rhp ('98-99)
McELROY, Chuck, lhp ('96-97)
McFARLANE, Orlando, c ('67-68)#
McGLOTHLIN, Jim, rhp ('65-69)
McLAUGHLIN, Byron, rhp ('83)#
McMUREN, Mark, inf ('86-90)+
McMULLEN, Ken, inf ('70-72)#
McPHERSON, Dallas, inf ('04-07)*
MELTON, Bill, inf/dh ('76)#
MEOLI, Rudy, inf ('71, '73-75)*
MERCKER, Kent, lhp ('00)
MERLONI, Lou, inf ('05)#
MESSERSMITH, Andy, rhp ('68-72)
MEYER, Robert, lhp ('64)
MIADICH, Bart, rhp ('01, '03)
MILEY, Mike, inf ('75-76)+
MILLER, Darrell, c ('84-88)#
MILLER, Dyar, rhp ('77-79)
MILLER, Rick, of ('78-80)*
MINCHER, Don, inf ('67-68)*
MINTON, Greg, rhp ('87-90)

MINTZ, Steve, rhp ('99)
MOELLER, Ron, lhp ('61-63)
MOLINA, Bengie, c ('98-05)#
MOLINA, Jose, c ('01-07)#
MONDESI, Raul, of ('04)#
MONGE, Sid, lhp ('75-77)
MONTAGUE, John, rhp ('79-80)
MONTANEZ, Guillermo, inf ('66)*
MONTEAGUDO, Aurelio, rhp ('73)
MONTELEONE, Rich, rhp ('88-89, '95-96)
MOORE, Balor, lhp ('77)
MOORE, Donnie, rhp ('85-88)
MORALES, Kendry, inf ('06-)*
MORAN, Billy, inf ('61-64)#
MORENO, Angel, lhp ('81-82)*
MORENO, Jose, inf/dh ('82)+
MORGAN, Tom, rhp ('61-63)
MORRIS, John, of ('92)*
MORTON, Bubba, of ('66-69)#
MOSELEY, Dustin, rhp ('06-)
MOSES, Jerry, c ('71)#
MOTTON, Curt, of ('72)#
MULLINIKS, Rance, inf ('77-79)*
MURPHY, Tom, rhp ('68-72)#
MURPHY, Tommy, of ('06-07)+
MURRAY, Eddie, inf/dh ('97)+
MYERS, Greg, c ('92-95)*

-N-

NAPOLI, Mike, c ('06-)#
NARRON, Jerry, c ('83-86)*
NAVARRO, Julio, rhp ('62-64)
NELSON, Gene, rhp ('93)
NELSON, Mel, lhp ('63)
NETTLES, Morris, of ('74-75)*
NEVIN, Phil, inf/c ('98)#
NEWMAN, Fred, rhp ('62-67)
NIELSEN, Jerry, lhp ('93)
NIEVES, Jose, inf ('01-02)#
NOBOA, Junior ('88)#
NOLAN, Gary ('77)#
NORDBROOK, Tim ('76)#
NUXHALL, Joe ('62)*

-O-

OBBERKFELL, Ken ('92)*
O'BERRY, Mike ('83)#
O'BRIEN, Charlie ('98-99)#
O'BRIEN, Syd ('71-72)#
O'DAY, Darren, rhp ('08)
OLCHOA, Alex, of ('02)#
OLIVAS, Omar ('98-99)#
OLIVER, Bob ('72-74)#
OLIVER, Darren, lhp ('07-)
ORTEGA, Phil ('69)#
ORTIZ, Ramon ('99-04)#
ORTON, John, c ('89-93)#

OSINSKI, Dan, rhp ('62-64)
OTT, Ed, c ('81)*
OVERY, Mike, rhp ('76)
OWEN, Spike, inf ('94-95)+
OWENS, Eric, of ('03)#
OYLER, Ray, inf ('70)#

-P-

PACTWA, Joe ('75)*
PALMEIRO, Orlando, of ('95-02)*
PARKER, Billy, inf ('71-73)#
PARKER, Dave, dh ('91)*
PARRISH, Lance, c ('89-92)#
PATEK, Fred, inf ('80-81)#
PATTERSON, Bob, rhp ('94-95)
PATTERSON, Ken, lhp ('93, '94)
PATTIN, Marty, rhp ('68)
PAUL, Josh, c ('04-05)#
PEARSON, Albie, of ('61-66)*
PENA, Orlando, rhp ('74-75)
PENNINGTON, Brad, lhp ('96)
PERALTA, Joel, rhp ('05)
PERCIVAL, Troy, rhp ('95-04)
PEREZ, Eduardo, inf ('93-95)#
PEREZ, Marty, inf ('69-70)#
PERISHO, Matt, lhp ('97)
PERRANOSKI, Ron, lhp ('73)
PERRY, Bob, of ('63-64)#
PETKOVSEK, Mark, rhp ('99-00)
PETRY, Dan, rhp ('88-89)
PETTIS, Gary, of ('82-87)+
PHILLIPS, Tony, of/dh ('95,97)+
PICCILO, Rob, inf ('84)#
PICHE, Ron, rhp ('65)
PIERSALL, Jimmy, of ('63-67)#
PINA, Horacio, rhp ('74)
PINSON, Vada, of ('72-73)*
POLIDOR, Gustavo, inf ('85-88)#
POLONIA, Luis, of ('90-93)*
POTE, Lou, rhp ('99-02)
POWER, Vic, inf ('64-65)#
PRIDDY, Bob, rhp ('69)
PRIDE, Curtis, of ('04-06)*
PRIETO, Chris, of ('05)*
PRINZ, Bret, rhp ('05)
PRITCHETT, Chris, inf ('96, '98-99)*

-Q-

QUEEN, Mel, rhp ('70-72)
QUINLAN, Robb, inf/of ('03-)#
QUINTANA, Luis, lhp ('74-75)

-R-

RAMIREZ, Julio, of ('02)
RAMIREZ, Orlando, inf ('74-77,79)#



Mickey Rivers

RAMOS, Domingo, inf/of ('88)#
RANEW, Merritt, c ('65)*
RAPP, Pat, rhp ('01)
RAU, Doug, lhp ('81)
RAY, Johnny, inf ('87-90)+
RAZIANO, Barry, rhp ('74)
REDFIELD, Joe, inf ('88)#
REED, Howie, rhp ('66)
REICHARDT, Rick, of ('64-70)#
REMY, Jerry, inf ('75-77)*
RENKO, Steve, rhp ('81-82)
REPOZ, Roger, inf/of ('67-72)*
RESOP, Chris, rhp ('07)
RETTENMUND, Merv, of/dh ('78-80)#
REUSS, Jerry, lhp ('87)
REYNOLDS, Archie, rhp ('71)
REYNOLDS, Harold, inf ('94)+
REYNOLDS, Tom, of ('70-71)#
RICE, Del, c ('61)#
RICHARDSON, Jeff, rhp ('90)
RIGGS, Adam, inf ('03-04)#
RIVERA, Juan, of ('05-)#
RIVERS, Mickey, of ('70-75)*
ROBERTSON, Rich, lhp ('98)
ROBINSON, Don, rhp ('92)
ROBINSON, Frank, of/dh ('73-74)#
ROBINSON, Jeff, rhp ('91)
RODGERS, Buck, c ('61-69)+
RODRIGUEZ, Aurelio, inf ('67-70)#
RODRIGUEZ, Ellie, c ('74-75)#
RODRIGUEZ, Francisco, rhp ('02-08)
RODRIGUEZ, Rich, lhp ('03)
RODRIGUEZ, Sean, inf ('08-)#
ROJAS, Minnie, rhp ('66-68)
ROMANICK, Ron, rhp ('84-86)
ROMERO, J.C., lhp ('06)
ROOF, Phil, c ('65)#
ROSE, Bobby, inf ('89-92)#
ROSE, Don, rhp ('72)
ROSS, Gary, rhp ('75-77)
RUBIO, Jorge, rhp ('66-67)
RUDI, Joe, of ('77-80)#



ANGELS ALL-TIME ROSTER

2009 ANGELS INFORMATION GUIDE

RUHLE, Vern, rhp ('86)
 RUIZ, Chico, inf ('70-71)+
 RYAL, Mark, of ('86-87)*
 RYAN, Nolan, rhp ('72-79)

-S-

SADOWSKI, Bob, lhp ('63)
 SADOWSKI, Ed, c ('61-63)#
 SALMON, Tim, of ('92-06)#
 SAMPEN, Bill, rhp ('94)
 SANCHEZ, Luis, rhp ('81-85)
 SANDERS, Ken, rhp ('74)
 SANDERSON, Scott, rhp ('93, '95-96)
SANDOVAL, Freddy, inf ('08-)+
 SANDOS, Charlie, c/dh ('73-74)*
 SANFORD, Jack, rhp ('65-67)
SANTANA, Ervin, rhp ('05-)
 SATRIANO, Tom, inf ('61-69)*
SAUNDERS, Joe, lhp ('05-)
 SCHAAL, Paul, inf ('64-68, '74)#
 SCHEINBLUM, Richie, of/dh ('73-74)*
 SCHMIDT, Jeff, rhp ('96)
 SCHOENEWEIS, Scott, lhp ('99-03)
 SCHOFIELD, Dick, inf ('83-92, '96)#
 SCHROEDER, Bill, c/inf ('89-90)#
 SCHU, Rick, inf ('90)#
 SCHULER, Dave, lhp ('79-80)
 SCHWARZ, Jeff, rhp ('94)
 SCONIERS, Daryl, inf/dh ('81-85)*
 SCOTT, Darryl, rhp ('93)
 SCOTT, Mickey, lhp ('75-77)
 SELE, Aaron, rhp ('02-04)
 SELLS, Dave, rhp ('72-75)
 SELMA, Dick, rhp ('74)
 SEMPROCH, Roman, rhp ('61)
 SERRANO, Alex, rhp ('08)
 SHANK, Harvey, rhp ('70)
 SHEETS, Andy, inf ('99)#
 SHERRY, Larry, rhp ('68)

SHIELDS, Scot, rhp ('01-)
 SHIPLEY, Craig, inf ('98)#
 SHOCKLEY, Costen, inf ('65)*
 SIEBERN, Norm, inf ('66)*
 SILVEREO, Tomas, of ('70-72)*
 SILVESTRI, Dave, inf ('99)#
 SIMMONS, Curt, lhp ('67)
 SIMPSON, Dick, of ('62, '64-65)#
 SIMPSON, Wayne, rhp ('77)
 SINGER, Bill, rhp ('73-75)
 SKAGGS, Dave, c ('80)#
 SKOWRON, Bill, inf ('67)#
 SLATON, Jim, rhp ('84-86)
 SLAUGHT, Don, c ('96)#
 SMITH, B.G., of ('65)#
 SMITH, Billy, inf ('75-76)+
 SMITH, D.W., rhp ('84-85)
 SMITH, Dwight, of ('94)*
 SMITH, Lee, rhp ('95-96)
 SMITH, Willie, lhp ('64-66)
 SNOW, J.T., inf ('93-96)+
 SOJO, Luis, inf ('91-92)#
 SOLAITA, Tony, inf/dh ('76-78)*
 SORENSEN, Zach, of ('05)+
 SPANGLER, Al, of ('65-66)*
 SPARKS, Steve, rhp ('98-99)
SPEIER, Justin, rhp ('07-)
 SPENCER, Jim, inf ('68-73)*
 SPIEZIO, Scott, inf/dh ('00-03)+
 SPRING, Jack, lhp ('61-64)
 SPRINGER, Dennis, rhp ('96-97)
 SPRINGER, Russ, rhp ('93-95)
 SPROUT, Bob, lhp ('61)
 STANTON, Leroy, of ('72-76)#
 STEIRER, Ricky, rhp ('82-84)
 STELMASZEK, Rick, c ('73)*
 STEPHENSON, John, c ('71-73)*
 STEVENS, Lee, inf ('90-92)*
 STILLWELL, Kurt, inf ('93)+
 STOCKER, Kevin, inf ('00)+
 STONEMAN, Bill, rhp ('74)
 STUART, Dick, inf ('69)#
 STUBING, Moose, inf ('67)*
 SUDAKIS, Bill, dh ('75)+
 SUKLA, Ed, rhp ('64-65)
 SUTTON, Don, rhp ('85-87)#
 SWAN, Craig, rhp ('84)
 SWINGLE, Paul, rhp ('93)

-T-

TANANA, Frank, lhp ('73-80)
 TANNER, Chuck, of ('61-62)*
 TATUM, Jarvis, of ('68-70)#



Frank Tanana

TATUM, Ken, rhp ('69-70)
 TAYLOR, Bob, c ('67)#
 TEIXEIRA, Mark, inf ('08)+
 THOMAS, Derrel, inf/of ('84)+
 THOMAS, George, of ('61-63)#
 THOMAS, Lee, inf/of, ('61-64)*
 THOMPSON, Jason, inf/dh ('80)*
THOMPSON, Rich, rhp ('07-)
 THON, Dickie, inf ('79-80)#
 THRONEBERRY, Faye, of ('61)*
 TIAN, Luis, rhp ('82)
 TINGLEY, Ron, c ('89-93)#
 TORBORG, Jeff, c ('71-73)#
 TORRES, Felix, inf ('62-64)
 TORRES, Rusty, of ('76-77)+
 TRAVERS, Bill, lhp ('81-83)*
 TREVINO, Bobby, of ('68)#
 TURLEY, Bob, rhp ('63)
 TURNBOW, Derrick, rhp ('00, '03)
 TURNER, Chris, c ('93-97)#
 TURNER, Ken, lhp ('67)

-U-

UNROE, Tim, inf/of ('99)#

-V-

VALDES, Ismael, rhp ('01)
 VALENTINE, Bobby, of ('73-75)#
 VALENTINE, Ellis, of ('83)+
 VALENZUELA, Fernando, lhp ('91)
 VALERA, Julio, rhp ('92-95)
 VAN BURKLEO, Ty, inf ('93)*
 VAN RYN, Ben, lhp ('96)
 VAUGHN, Mo, inf/dh ('99-01)*
 VELARDE, Randy, inf ('96-99)#
 VENABLE, Max, of ('89-91)*
 VERHOEVEN, John, rhp ('76-77)
 VINSON, Charlie, inf ('66)*
 VOSS, Bill, of ('69-70)*

-W-

WAGNER, Leon, of ('61-63)*
 WALBECK, Matt, c ('98-00)+
 WALEWANDER, Jim, inf ('93)+

WALKER, Chico, of ('88)+
 WALKER, Tom, rhp ('77)
 WALL, Donne, rhp ('02)
 WALLACE, Don, inf ('67)*
 WALLACH, Tim, inf ('96)#
 WALTON, Jerome, of ('93)#
 WANTZ, Dick, rhp ('65)
 WARD, Bryan, lhp ('00)
 WARNER, Jack, of ('66)#
 WASHBURN, Greg, rhp ('69)
 WASHBURN, Jarrod, lhp ('98-05)
 WASHINGTON, Claudell, of ('89-90)*
 WATSON, Allen, lhp ('97-98)
 WEAVER, Eric, rhp ('00)
 WEAVER, Jeff, rhp ('06)
WEAVER, Jered, rhp ('06-)
 WEAVER, Jim, lhp ('67-68)
 WEBER, Ben, rhp ('00-04)
 WERHAS, John, inf ('67)#
 WESSON, Barry, of ('03)#
 WHEELLOCK, Gary, rhp ('76)
 WHITE, Devon, of ('85-90)+
 WHITMER, Dan, c ('80)#
 WILFONG, Rob, inf ('82-86)*
 WILHELM, Hoyt, rhp ('69)
 WILLHITE, Nick, lhp ('67)
 WILLIAMS, Mitch, lhp ('95)
 WILLIAMS, Reggie, of ('92, '98-99)#
 WILLIAMS, Shad, rhp ('96-97)
WILLITS, Reggie, of ('06-)*
 WILSHOUSEN, Terry, rhp ('73)
WILSON, Bobby, c ('08-)*
 WILSON, Tack, of ('87)#
 WILSON, Trevor, lhp ('98)
 WINDHORN, Gordon, of ('62)
 WINFIELD, Dave, of/dh ('90-91)#
 WISE, Matt, rhp ('00-03)
 WITT, George, rhp ('62)
 WITT, Mike, rhp ('81-90)
 WOLF, Wally, rhp ('69-70)
WOOD, Brandon, inf ('07-)*
 WOODS, Jake, lhp ('05)
 WOOTEN, Shawn, c/inf ('00-03)#
 WRIGHT, Clyde, lhp ('66-73)*
 WYNEGAR, Butch, c ('87-88)+
 WYNNE, Billy, rhp ('71)

-Y-

YAN, Esteban, rhp ('05-06)
 YOST, Eddie, inf ('61-62)
 YOUNG, Cliff, lhp ('90-91)

-Z-

ZAHN, Geoff, lhp ('81-85)



Tim Salmon



ANGELS OPENING DAY LINEUPS

2009 ANGELS INFORMATION GUIDE

1961	1962	1963	1964	1965	1966	1967	1968
Yost, 3b Aspromonte, 2b Pearson, rf Kluszewski, 1b Cerv, lf Hunt, cf Brickell, ss Rice, c Grba, p W. 7-2 @ Balt.	Pearson, rf Koppe, ss L. Thomas, cf Wagner, lf Torres, 3b Yost, 1b Rodgers, c Moran, 2b Grba, p L. 2-1 @ Chi.	Pearson, cf Moran, 2b L. Thomas, 1b Wagner, lf Rodgers, c G. Thomas, rf Torres, 3b Fregosi, ss McBride, p W. 4-1 vs. Bos. @ L.A.	Pearson, lf Moran, 3b Fregosi, ss Adcock, 1b L. Thomas, rf Rodgers, c Simpson, cf Knoop, 2b McBride, p W. 4-0 @ Was.	Cardenal, cf Fregosi, ss Smith, lf Shockley, 1b Clinton, rf Rodgers, c Schaal, 3b Knoop, 2b Newman, p L. 7-1 vs. Cle. @ L.A.	Cardenal, cf Knoop, 2b Fregosi, ss Adcock, 1b Reichardt, lf Warner, rf Schaal, 3b Rodgers, c Chance, p L. 3-2 @ Chi.	Schaal, 3b Fregosi, ss Hall, rf Reichardt, lf Mincher, 1b Cardenal, cf Rodgers, c Knoop, 2b Brunet, p W. 4-2 vs. Det. @ Anaheim	Schaal, 3b Fregosi, ss Mincher, 1b Hinton, rf Reichardt, lf Repoz, cf Rodgers, c Knoop, 2b Brunet, p L. 1-0 @ N.Y.
1969	1970	1971	1972	1973	1974	1975	1976
Voss, rf Fregosi, ss Johnstone, cf Reichardt, lf Stuart, 1b Repoz, cf Satriano, c Knoop, 2b McGlothlin, p L. 4-3 vs. Sea. @ Anaheim	Alomar, 2b Fregosi, ss Voss, rf A. Johnson, lf Spencer, 1b Repoz, cf Azcue, c Rodriguez, 3b Messersmith, p W. 12-0 @ Mil.	Alomar, 2b Fregosi, ss A. Johnson, lf Conigliaro, lf Spencer, 1b McMullen, 3b Moses, c Berry, cf Wright, p L. 4-1 vs. K.C. @ Anaheim	Alomar, 2b Rivers, cf Cardenas, ss Spencer, 1b McMullen, 3b Pinson, lf Stanton, rf Torborg, c Messersmith, p W. 1-0 vs. Tex. @ Anaheim	Grabarkewitz, 3b Valentine, ss Pinson, rf Robinson, lf McCraw, dh Spencer, 1b Berry, cf Stephenson, c Alomar, 2b Ryan, p W. 3-2 vs. K.C. @ Anaheim	Rivers, cf Doyle, 2b Valentine, lf Robinson, lf Epstein, 1b Oliver, 3b Stanton, rf Rodriguez, c Chalk, ss Ryan, p W. 8-2 @ Chi.	Nettles, cf Rivers, lf Harper, dh Bochte, 1b Lahoud, rf Chalk, 3b Rodriguez, c Remy, 2b Ramirez, ss Ryan, p W. 3-2 vs. K.C. @ Anaheim	Collins, lf Remy, 2b Bochte, 1b Melton, dh Herрман, c Stanton, rf Chalk, 3b Torres, cf Ramirez, ss Tanana, p L. 5-2 vs. Oak. @ Anaheim
1977	1978	1979	1980	1981	1982	1983	1984
Remy, 2b Grich, ss Bonds, rf Baylor, dh Rudi, lf Solaiza, 1b Bochte, cf Chalk, 3b Humphrey, c Tanana, p W. 7-0 @ Sea.	Miller, rf Grich, 2b Bostock, cf Rudi, lf Baylor, dh Fairly, 1b Chalk, 3b Mulliniks, ss Humphrey, c Tanana, p W. 1-0 vs. Oak. @ Anaheim	Miller, cf Ford, cf Carew, 1b Baylor, dh Rudi, lf Lansford, 3b Downing, c Grich, 2b Patek, ss Frost, p W. 10-2 vs. Cle. @ Anaheim	Collins, cf Lansford, 3b Ford, rf Baylor, dh Carew, 1b Downing, c Rudi, lf Grich, 2b Patek, ss Frost, p W. 10-2 vs. Cle. @ Anaheim	Carew, 1b Burleson, ss Lynn, cf Baylor, dh Ford, rf Brunansky, lf Grich, 2b Hobson, 3b Zahn, p W. 6-2 @ Sea.	Burleson, ss Lynn, cf Carew, 1b Jackson, rf Baylor, dh DeCinces, 3b Downing, lf Foli, 2b Boone, c Forsch, p L. 3-2 @ Oak.	Downing, lf Clark, rf Sconiers, 1b Jackson, rf Lynn, cf DeCinces, 3b Grich, 2b Foli, ss Boone, c Kison, p W. 3-2 vs. Mil. @ Anaheim	Downing, dh Carew, 1b Beniquez, lf DeCinces, 3b Lynn, rf Grich, 2b Schofield, ss Boone, c Pettis, cf Forsch, p W. 2-1 vs. Bos. @ Anaheim
1985	1986	1987	1988	1989	1990	1991	1992
Carew, 1b Beniquez, lf Grich, 2b DeCinces, 3b Downing, dh Jackson, rf Schofield, ss Boone, c Pettis, cf Witt, p L. 6-2 vs. Min. @ Anaheim	Grich, 2b Jones, rf Joyner, 1b DeCinces, 3b Jackson, dh DeCinces, 3b Downing, lf Burleson, ss Pettis, cf Pettis, cf Witt, p L. 10-4 @ Sea.	Downing, dh Joyner, 1b DeCinces, 3b Hendrick, rf White, lf Wynegar, c Schofield, ss Pettis, cf McLemore, 2b Witt, p W. 7-1 vs. Sea. @ Anaheim	McLemore, 2b Ray, lf Davis, rf Joyner, 1b Downing, dh White, cf Howell, 3b Pettis, cf Schofield, ss Witt, p L. 8-5 @ Chi.	Downing, dh Ray, 2b White, cf Joyner, 1b Armas, rf Bichette, lf Parrish, c Howell, 3b Schofield, ss Witt, p L. 9-2 vs. Chi. @ Anaheim	White, cf Ray, 2b Joyner, 1b Davis, dh Bichette, lf Washington, rf Parrish, c Schi, 3b McLemore, ss Blyleven, p L. 7-4 vs. Sea. @ Anaheim	Polonia, lf Sojo, 2b Joyner, 1b Winfield, rf Parker, dh Parrish, c Gaetti, 3b Felix, cf Schofield, ss Finley, p W. 3-2 @ Sea.	Polonia, lf Felix, cf Hayes, rf Brooks, dh Stevens, 1b Gaetti, 3b Parrish, c Rose, 2b DiSarcina, ss Langston, p L. 10-4 vs. Chi. @ Anaheim
1993	1994	1995	1996	1997	1998	1999	2000
Polonia, lf Curtis, cf Snow, 1b Davis, dh Salmon, rf Jackson, lf Gonzales, 3b Easley, 2b DiSarcina, ss Orton, c Langston, p W. 3-1 vs. Mil. @ Anaheim	Curtis, cf Easley, 2b Salmon, rf Davis, dh Jackson, lf Perez, 1b Myers, c Reynolds, 2b DiSarcina, ss Langston, p W. 8-2 @ Min.	Phillips, lf Easley, 2b Edmonds, cf Salmon, rf Salmon, rf Perez, 3b Snow, 1b Allanson, c DiSarcina, ss Finley, p L. 5-4 vs. Det. @ Anaheim	Velarde, 2b Edmonds, cf Salmon, rf Davis, dh Snow, 1b Anderson, lf Arias, 3b Fabregas, c DiSarcina, ss Finley, p L. 15-9 vs. Mil. @ Anaheim	Erstad, 1b Alices, 2b Edmonds, cf Salmon, rf Hollins, 3b Anderson, lf Murray, dh Leyritz, c DiSarcina, ss Langston, p L. 6-5 vs. Bos. @ Anaheim	Erstad, 1b Edmonds, cf Hollins, 3b Felder, dh Anderson, lf Martin, 2b Walbeck, c DiSarcina, ss Finley, p W. 4-1 vs. N.Y. @ Anaheim	Erstad, lf Velarde, 2b Vaughn, 1b Salmon, rf Anderson, cf Greene, dh Glaus, 3b Walbeck, c Sheets, ss Belcher, p W. 6-5 vs. Cle. @ Anaheim	Erstad, lf Kennedy, 2b Vaughn, 1b Salmon, rf Anderson, cf Glaus, 3b Spiezio, dh B. Molina, c DiSarcina, ss Hill, p L. 3-2 vs. N.Y. @ Anaheim
2001	2002	2003	2004	2005	2006	2007	2008
Erstad, cf Gil, ss Salmon, rf Glaus, 3b Anderson, lf Hill, dh B. Molina, c Spiezio, 1b Eckstein, 2b Schoeneweis, p L. 3-2 @ Tex.	Eckstein, ss Erstad, cf Salmon, rf Anderson, lf Glaus, 3b Fullmer, dh Fullmer, dh B. Molina, c Gil, 1b Kennedy, 2b Washburn, p L. 6-0 vs. Cle. @ Anaheim	Eckstein, ss Erstad, cf Salmon, rf Anderson, lf Fullmer, dh Glaus, 3b Spiezio, 1b B. Molina, c Kennedy, 2b Lackey, p L. 6-3 vs. Tex. @ Anaheim	Eckstein, ss Erstad, 1b Guerrero, rf Anderson, cf Glaus, 3b Guillen, lf Salmon, dh B. Molina, c Kennedy, 2b Colon, p W. 10-5 @ Sea.	Erstad, 1b DaVanon, dh Guerrero, rf Anderson, lf Finley, cf Quinlan, 3b Cabrera, ss B. Molina, c Figgins, 2b Colon, p W. 2-1 vs. Tex. @ Anaheim	Figgins, 3b Cabrera, ss Anderson, dh Guerrero, rf Rivera, lf Erstad, cf Kotchman, 1b Kotchman, 1b J. Molina, c Kennedy, 2b Colon, p W. 5-4 @ Sea.	Matthews Jr., cf Cabrera, ss Guerrero, rf Anderson, lf Hillenbrand, dh Kotchman, 1b Kendrick, 2b Napoli, c Izturis, 3b Lackey, p W. 4-1 vs. Tex. @ Anaheim	Figgins, 3b Matthews Jr., dh Vaughn, 1b Salmon, rf Anderson, cf Hunter, cf Kotchman, 1b Kendrick, 2b Napoli, c Izturis, ss Weaver, p L. 2-3 @ Min.

YEAR-BY-YEAR STATISTICAL REVIEW

2009 ANGELS INFORMATION GUIDE

(★ denotes led or tied for league lead)

1961 ANGELS BATTING

PLAYER	AVG	G	AB	R	H	TB	2B	3B	HR	RBI	SH	SF	HP	BB	IBB	SO	SB	CS
Ardelt	.250	7	4	1	1	1	0	0	0	0	1	0	0	1	0	2	0	0
Aspromonte	.223	66	238	29	53	69	10	0	2	14	3	0	2	33	1	21	0	0
Averitt	.266	115	323	56	86	158	9	0	21	59	1	4	2	62	1	70	1	0
Bequjer	.000	11	8	0	0	0	0	0	0	0	0	0	0	1	0	5	0	0
Bitko	.279	114	294	49	82	160	16	1	20	59	0	2	0	58	2	81	1	1
Bowsfield	.137	46	51	5	7	10	1	1	0	2	2	0	0	2	0	19	0	0
Brickell	.122	21	49	3	6	6	0	0	0	3	0	0	0	6	0	9	0	0
Bridges	.240	84	229	20	55	68	5	1	2	15	4	0	1	26	0	37	1	0
Burke	.000	6	5	0	0	0	0	0	0	0	0	0	0	0	0	1	0	0
Casale	.462	13	13	2	6	11	2	0	1	2	0	0	0	1	0	4	0	0
Cerv	.158	18	57	3	9	18	3	0	2	6	1	1	0	1	0	8	0	0
Chance	.000	5	5	0	0	0	0	0	0	0	0	0	0	0	0	2	0	0
Clevenger	.000	12	3	0	0	0	0	0	0	0	0	0	0	0	0	1	0	0
Donohue	.148	38	27	0	4	5	1	0	0	1	0	0	0	0	0	7	0	0
Duren	.040	40	25	2	1	1	0	0	0	3	1	0	0	3	0	15	0	0
Fowler	.077	53	13	1	1	1	0	0	0	0	3	0	0	0	0	3	0	0
Fregosi	.222	11	27	7	6	6	0	0	0	3	1	0	0	1	0	4	0	0
Garver	.000	12	6	0	0	0	0	0	0	0	1	0	0	0	0	3	0	0
Grba	.234	42	64	8	15	24	3	0	2	11	8	1	1	6	0	17	0	0
Hamin	.209	42	91	4	19	25	3	0	1	5	1	1	1	11	2	9	0	1
Heman	.000	6	1	0	0	0	0	0	0	0	0	0	0	0	0	1	0	0
Hunt	.255	149	479	70	122	232	29	3	25	84	3	6	4	49	1	120	8	2
James	.000	43	13	3	0	0	0	0	0	0	0	0	1	0	0	5	0	0
Johnson, J.	.000	1	0	0	0	0	0	0	0	0	0	0	0	0	0	0	0	0
Kline	.097	26	31	0	3	3	0	0	0	0	3	0	0	1	0	17	0	0
Kluszewski	.243	107	263	32	64	121	12	0	15	39	0	3	0	24	5	23	0	0
Koppe	.251	91	338	46	85	116	12	2	5	40	6	2	1	45	0	77	3	3
Leek	.226	57	199	16	45	71	9	1	5	20	3	0	2	7	0	54	0	1
McBride	.084	45	83	5	7	10	3	0	0	2	6	0	0	3	0	35	0	0
Moeller	.207	35	29	2	6	7	1	0	0	2	1	0	0	8	0	14	0	0
Moran	.260	54	173	17	45	60	7	1	2	22	6	1	1	17	1	16	0	0
Morgan	.083	59	12	1	1	1	0	0	0	0	0	0	0	1	0	4	0	0
Pearson	.288	144	427	92	123	171	21	3	7	41	7	2	3	96	1	40	11	3
Rice	.241	44	83	11	20	36	4	0	4	11	3	1	0	20	5	19	0	1
Rodgers	.321	16	56	8	18	26	2	0	2	13	0	0	0	1	0	6	0	0
Sadowski	.232	69	164	16	38	63	13	0	4	12	2	1	0	11	1	33	2	3
Satriano	.198	35	96	15	19	29	5	1	1	8	1	0	1	12	0	16	2	0
Semproch	.000	2	0	0	0	0	0	0	0	0	0	0	0	0	0	0	0	0
Spring	.000	18	8	0	0	0	0	0	0	0	3	0	0	1	0	5	0	0
Sprout	.000	1	0	0	0	0	0	0	0	0	1	0	0	0	0	0	0	0
Tanner	.125	7	8	0	1	1	0	0	0	0	0	0	0	2	0	2	0	0
Thomas, G.	.280	79	282	39	79	132	12	1	13	59	3	2	3	21	1	66	3	6
Thomas, L.	.284	130	450	77	128	221	11	5	24	70	2	3	2	47	2	74	0	5
Throneberry	.194	24	31	1	6	7	1	0	0	1	0	0	0	5	0	10	0	0
Wagner	.280	133	453	74	127	234	19	2	28	79	0	7	3	48	2	65	5	1
Yost	.202	76	213	29	43	56	4	0	3	15	2	0	2	50	0	48	0	1
TOTALS	.245	161	5424	744	1331	2160	218	22	189	700	80	37	30	681	25	1068	37	28

1961 ANGELS PITCHING

PITCHER	W-L	ERA	G	GS	CG	SHO	SV	IP	H	R	ER	HR	HB	BB	IB	SO	WP	BK
Bowsfield	11-8	3.73	41	21	4	1	0	157	154	75	65	18	1	63	3	88	3	0
Casale	1-5	6.54	13	7	0	0	0	42.2	52	34	31	9	1	25	0	35	6	0
Chance	0-2	7.00	5	4	0	0	0	18	33	15	14	0	1	5	1	11	1	0
Clevenger	2-1	1.69	12	0	0	0	1	16	13	5	3	1	0	13	1	11	1	0
Donohue	4-6	4.31	38	7	0	0	1	100.1	93	48	16	0	0	50	5	79	2	0
Duren	6-12	5.18	40	14	1	1	2	99	87	70	57	13	3	75	1	108	7	0
Fowler	5-8	3.64	53	3	0	0	11	89	68	42	36	12	0	29	3	78	1	0
Garver	0-3	5.59	12	2	0	0	0	29	40	18	18	2	0	16	0	9	1	0
Grba	11-13	4.25	40	30	8	0	2	212	197	119	100	26	7	114	10★	105	6	1
Heman	0-0	1.80	6	0	0	0	0	10	4	3	2	1	1	2	0	2	0	0
James	0-2	5.30	36	3	0	0	0	71.1	66	44	42	12	2	54	1	41	5	0
Kline	3-6	4.90	26	12	0	0	0	104.2	119	62	57	16	1	44	5	70	2	1
McBride	12-15	3.64	38	36	11	1	1	242	229	114	98	28	7	102	4	180	8	0
Moeller	4-8	5.81	33	18	1	1	0	113	122	80	73	15	2	83	0	87	8	0
Morgan	8-2	2.35	59	0	0	0	10	92	74	31	24	7	5	17	3	39	0	0
Semproch	0-0	9.00	2	0	0	0	0	1	1	2	1	0	0	3	0	1	1	0
Spring	3-0	4.26	18	4	0	0	0	38	35	19	18	4	3	15	2	27	1	0
Sprout	0-0	4.50	1	1	0	0	0	4	4	3	2	0	0	3	0	2	0	0
TOTALS	70-91	4.31	161	161	25	4	28	1439	1391	784	689	180	34	713	39	973	53	2

WIN STREAK: 7, July 2-7

LOSING STREAK: 9, June 11-16



YEAR-BY-YEAR STATISTICAL REVIEW

2009 ANGELS INFORMATION GUIDE

1962 ANGELS BATTING

PLAYER	AVG	G	AB	R	H	TB	2B	3B	HR	RBI	SH	SF	HP	BB	IBB	SO	SB	CS
Averill	.219	92	187	21	41	62	9	0	4	22	0	1	1	43	3	47	0	0
Belinsky	.167	34	60	1	10	10	0	0	0	2	2	0	0	7	0	24	0	0
Bilko	.287	64	164	26	47	82	9	1	8	38	0	7	2	25	0	35	1	1
Botz	.000	35	9	1	0	0	0	0	0	0	1	0	0	0	0	3	0	0
Bowsfield	.162	44	37	7	6	7	1	0	0	1	4	0	0	6	0	15	0	0
Burgess	.196	87	143	17	28	43	7	1	2	13	2	2	0	36	8	20	2	0
Burke	.266	19	64	8	17	30	1	0	4	14	0	0	1	5	1	11	0	0
Chance	.062	50	65	1	4	4	0	0	0	1	7	0	0	3	0	29	0	0
Consolo	.100	28	20	4	2	2	0	0	0	0	0	0	0	3	0	11	2	0
Coughtry	.182	11	22	0	4	4	0	0	0	2	0	0	0	0	0	6	0	0
Darwin	.000	1	1	0	0	0	0	0	0	0	0	0	0	0	0	1	0	0
Donohue	.250	12	4	1	1	1	0	0	0	1	1	0	0	1	0	2	0	0
Duren	.067	42	15	1	1	2	1	0	0	0	1	0	0	0	0	9	0	0
Fowler	.273	48	11	1	3	3	0	0	0	4	0	0	0	1	0	2	0	0
Fregosi	.291	58	175	15	51	71	3	4	3	23	2	1	0	18	1	27	2	1
Grba	.207	42	58	5	12	16	1	0	1	7	3	0	0	4	0	14	0	0
Hunt	.182	13	11	4	2	5	0	0	1	1	0	0	0	1	0	5	1	0
Kirkpatrick	.000	3	6	0	0	0	0	0	0	0	0	0	0	0	0	2	0	0
Koppe	.227	128	375	47	85	113	16	0	4	40	9	5	2	73	3	84	2	1
Lee, D.	.184	27	49	0	9	10	1	0	0	1	2	0	0	0	0	18	0	0
Leek	.143	7	14	0	2	2	0	0	0	0	0	0	0	0	0	6	0	0
Leja	.000	7	16	0	0	0	0	0	0	0	1	0	0	1	0	6	0	0
McBride	.164	24	55	6	9	14	2	0	1	2	0	0	0	0	0	23	0	0
Moran	.282	160	659	90	186	268	25	3	17	74	14	5	4	39	2	80	5	1
Morgan	.000	48	6	0	0	0	0	0	0	0	2	0	0	0	0	3	0	0
Navarro	.500	9	2	0	1	1	0	0	0	0	0	0	0	0	0	0	0	0
Newman	.000	4	1	0	0	0	0	0	0	0	0	0	0	0	0	0	0	0
Nuxhall	.000	5	0	0	0	0	0	0	0	0	0	0	0	0	0	0	0	0
Osinski	.000	33	11	1	0	0	0	0	0	0	1	0	1	1	0	3	0	0
Pearson	.261	160	614	115*	160	216	29	6	5	42	7	1	1	95	3	36	15	6
Rodgers	.258	155	565	65	146	210	34	6	6	61	6	8	0	45	6	68	1	8
Sadowski	.200	27	55	4	11	18	4	0	1	3	0	0	0	2	0	14	1	0
Satriano	.421	10	19	4	8	16	2	0	2	6	0	0	0	0	0	1	0	0
Simpson	.250	6	8	1	2	3	1	0	0	1	0	0	0	2	0	3	0	0
Spring	.091	57	11	0	1	1	0	0	0	0	1	0	0	0	0	7	0	0
Tanner	.125	7	8	0	1	1	0	0	0	0	0	0	0	0	0	0	0	0
Thomas, G.	.238	56	181	13	43	69	10	2	4	12	0	4	12	0	1	21	0	0
Thomas, L.	.290	160	583	88	169	272	21	2	26	104	4	4	6	55	3	74	6	1
Torres	.259	127	451	44	117	177	19	4	11	74	4	4	5	28	5	73	0	0
Wagner	.268	160	612	96	164	306	21	5	37	107	7	4	5	50	4	87	7	5
Windhorn	.178	40	45	9	8	14	6	0	0	1	1	0	0	7	1	10	1	1
Witt	.333	5	3	0	1	1	0	0	0	0	0	0	0	0	0	0	0	0
Yost	.240	52	104	22	25	36	9	1	0	10	0	1	1	30	0	21	0	2
TOTALS	.250	162	5499	718	1377	2090	232	35	137	667	82	43	29	602	40	917	46	27

1962 ANGELS PITCHING

PITCHER	W-L	ERA	G	GS	CG	SHO	SV	IP	H	R	ER	HR	HB	BB	IB	SO	WP	BK
Belinsky	10-11	3.56	33	31	5	3	1	187.1	149	86	74	12	13	122*	3	145	9	0
Botz	2-1	3.43	35	0	0	0	2	63	71	30	24	7	2	11	0	24	0	1
Bowsfield	9-8	4.40	34	25	1	0	1	139	154	82	68	12	2	40	0	52	3	0
Chance	14-10	2.96	50	24	6	2	8	207	195	83	68	14	5	66	5	127	2	0
Darwin	0-1	12.00	1	1	0	0	0	3.1	8	6	4	0	0	4	0	6	0	0
Donohue	1-0	3.70	12	1	0	0	0	24.1	24	14	10	4	2	11	0	14	1	0
Duren	2-9	4.44	42	3	0	0	8	71	53	38	35	1	6	57	2	74	4	1
Fowler	4-3	2.81	48	0	0	0	5	77	67	25	24	6	1	25	3	38	1	0
Grba	8-9	4.55	40	29	1	0	1	176	185	101	89	19	2	75	5	90	4	1
Lee	8-8	3.11	27	22	4	2	1	153.1	153	64	53	12	3	39	1	74	2	0
McBride	11-5	3.50	24	23	6	4	0	149.1	136	66	58	9	9	70	3	83	5	0
Morgan	5-2	2.90	48	0	0	0	9	59.1	53	23	19	6	1	19	6	29	2	0
Navarro	1-1	4.80	9	0	0	0	0	15	20	9	8	2	0	4	2	11	3	0
Newman	0-1	10.50	4	1	0	0	0	6.1	11	7	7	0	0	3	1	4	0	0
Nuxhall	0-0	10.80	5	0	0	0	0	5.1	7	6	6	0	1	5	0	2	0	0
Osinski	6-4	2.82	33	0	0	0	4	54.1	45	22	17	3	0	30	3	44	1	0
Spring	4-2	4.02	57	0	0	0	6	65	66	32	29	7	2	30	10	31	2	0
Witt	1-1	8.10	5	2	0	0	0	10	15	12	9	4	0	5	0	10	0	0
TOTALS	86-76	3.70	162	162	23	15	46	1466	1412	706	602	118	49	616	44	858	39	3

WIN STREAK: 5, June 8-12 & July 17-21

LOSING STREAK: 6, Sept. 12-18



YEAR-BY-YEAR STATISTICAL REVIEW

2009 ANGELS INFORMATION GUIDE

1963 ANGELS BATTING

PLAYER	AVG	G	AB	R	H	TB	2B	3B	HR	RBI	SH	SF	HP	BB	IBB	SO	SB	CS
Belinsky	.074	13	27	0	2	2	0	0	0	1	0	0	0	1	0	11	0	0
Chance	.150	45	80	5	12	13	1	0	0	3	7	0	0	2	0	38	0	0
Dees	.307	60	202	23	62	84	11	1	3	27	3	3	8	11	1	31	3	3
Duliba	.000	6	1	0	0	0	0	0	0	0	0	0	0	0	0	0	0	0
Folles	.214	41	84	8	18	33	1	1	4	10	1	0	1	8	1	13	0	0
Fowler	.222	57	9	3	2	2	0	0	0	0	2	0	0	1	0	5	0	0
Foytack	.267	26	15	0	4	4	0	0	0	0	2	0	0	1	0	4	0	0
Fregosi	.287	154	592	83	170	250	29	12	9	50	9	5	0	36	3	104	2	2
Gatewood	.000	4	8	0	0	0	0	0	0	0	0	0	0	0	0	5	0	0
Grba	.000	13	3	0	0	0	0	0	0	0	0	0	0	1	0	1	0	0
Hunt	.183	59	142	17	26	49	6	1	5	16	2	0	0	15	2	49	0	1
Kirkpatrick	.195	34	77	4	15	26	5	0	2	7	0	1	1	6	0	19	1	0
Koppe	.210	76	143	11	30	39	4	1	1	12	1	2	1	9	1	30	0	0
Kostro	.222	43	99	6	22	32	2	1	2	10	0	1	0	6	0	17	0	0
Lee, D.	.156	40	45	2	7	8	1	0	0	1	7	0	0	0	0	17	0	0
Lee, M.	.000	6	7	0	0	0	0	0	0	0	0	0	0	0	0	2	0	0
McBride	.172	38	87	9	15	23	6	1	0	6	5	3	0	1	0	32	0	0
Moeller	.000	3	0	0	0	0	0	0	0	0	0	0	0	0	0	0	0	0
Moran	.275	153	597	67	164	224	29	5	7	65	10	7	3	31	2	57	1	1
Morgan	.000	13	1	0	0	0	0	0	0	0	0	0	0	0	0	1	0	0
Navarro	.200	57	15	1	3	3	0	0	0	0	1	0	0	2	0	5	0	0
Nelson	.091	39	11	0	1	1	0	0	0	0	0	0	0	0	0	3	0	0
Newman	.250	12	16	1	4	4	0	0	0	0	0	0	0	0	0	7	0	0
Osinski	.111	47	45	3	5	5	0	0	0	2	2	1	1	0	0	11	0	0
Pearson	.304	154	578	92	176	230	26	5	6	47	10	1	3	92	5	37	17	10
Pery	.253	61	166	16	42	60	9	0	3	14	1	2	3	9	2	31	1	1
Piersall	.308	20	52	4	16	17	1	0	0	4	3	0	0	5	0	5	0	1
Rodgers	.233	100	300	24	70	88	6	0	4	23	7	2	2	29	2	35	2	2
Sadowski, E.	.172	80	174	24	30	45	1	1	4	15	2	1	0	17	5	33	2	1
Sadowski, R.	.250	88	144	12	36	45	6	0	1	22	1	2	0	15	2	34	2	1
Satriano	.180	23	50	1	9	10	1	0	0	2	0	0	0	9	2	10	0	0
Spring	.333	45	3	0	1	1	0	0	0	0	0	0	0	0	0	2	0	0
Thomas, G.	.210	53	167	14	35	56	7	1	4	15	1	0	1	9	1	32	0	0
Thomas, L.	.220	149	528	52	116	167	12	6	9	55	2	2	9	53	6	82	6	0
Torres	.261	138	463	40	121	167	32	1	4	51	5	6	3	30	0	73	1	0
Turley	.160	19	25	2	4	8	1	0	1	3	0	0	0	0	0	7	0	0
Wagner	.291	149	550	73	160	251	11	1	26	90	0	7	7	49	8	73	5	7
TOTALS	.250	161	5506	597	1378	1947	208	38	95	551	84	46	431	448	43	916	43	30

1963 ANGELS PITCHING

PITCHER	W-L	ERA	G	GS	CG	SHO	SV	IP	H	R	ER	HR	HB	BB	IB	SO	WP	BK
Belinsky	2-9	5.73	13	13	2	0	0	77	78	54	49	12	4	35	2	60	2	0
Chance	13-18	3.19	45	35	6	2	3	248	229	109	88	10	10	90	7	168	7	1
Duliba	1-1	1.13	6	0	0	0	1	7.2	3	1	1	0	0	6	0	4	0	0
Fowler	5-3	2.43	57	0	0	0	7	89	70	26	24	5	0	19	8	53	1	0
Foytack	5-5	3.71	25	8	0	0	1	70.1	68	35	29	9	0	29	6	37	1	1
Gatewood	1-1	1.50	4	3	1	0	0	24	12	5	4	0	0	16	0	13	2	0
Grba	1-2	4.78	12	1	0	0	0	17.1	14	9	9	2	1	10	1	5	1	0
Lee, D.	8-11	3.68	40	22	3	2	1	154	148	74	63	12	9	51	4	89	5	0
Lee, M.	1-1	3.81	6	4	0	0	0	26	30	11	11	3	1	14	0	11	3	0
McBride	13-12	3.26	36	36	11	2	0	251	198	101	91	22	14	82	1	147	6	0
Moeller	0-0	6.75	3	0	0	0	0	2.2	5	2	2	1	0	1	0	2	1	1
Morgan	0-0	5.63	13	0	0	0	1	16.1	20	11	10	1	3	6	1	7	1	0
Navarro	4-5	2.90	57	0	0	0	5	90.1	75	36	29	7	2	32	6	53	4	0
Nelson	2-3	5.26	36	3	0	0	1	52.2	55	34	31	7	2	32	5	41	4	0
Newman	1-5	5.32	12	8	0	0	0	44	56	27	26	6	2	15	2	16	2	1
Osinski	8-8	3.28	47	16	4	1	0	159.1	145	66	58	15	2	80	6	100	6	0
Spring	3-0	3.08	45	0	0	0	1	38	40	18	13	3	0	9	0	13	0	1
Turley	2-7	3.30	19	12	3	2	0	87.1	71	41	32	5	2	51	6	70	2	0
TOTALS	70-91	3.52	161	161	30	13	21	1455	1317	660	570	120	52	578	55	889	48	5

WIN STREAK: 5, June 15-19 & July 27-30

LOSING STREAK: 10, June 30-July 12



YEAR-BY-YEAR STATISTICAL REVIEW

2009 ANGELS INFORMATION GUIDE

1964 ANGELS BATTING

PLAYER	AVG	G	AB	R	H	TB	2B	3B	HR	RBI	SH	SF	HP	BB	IBB	SO	SB	CS
Adcock	.268	118	366	39	98	174	13	0	21	64	0	1	0	48	4	61	0	2
Belinsky	.095	23	42	2	4	5	1	0	0	1	5	0	0	2	0	11	0	0
Brunet	.182	10	11	0	2	2	0	0	0	1	1	0	1	0	0	5	0	0
Chance	.079	46	89	3	7	7	0	0	0	0	8	0	0	3	0	53	0	0
Clinton	.248	91	306	30	76	121	18	0	9	38	3	3	1	31	0	40	3	0
Dees	.077	26	26	3	2	3	1	0	0	1	0	0	1	1	0	4	1	2
Duliba	.000	58	5	1	0	0	0	0	0	0	1	0	0	0	0	2	0	0
Folles	.250	4	4	0	1	1	0	0	0	0	0	0	0	0	0	2	0	0
Fowler	.000	4	1	0	0	0	0	0	0	0	0	0	0	0	0	1	0	0
Foytack	.000	2	0	0	0	0	0	0	0	0	0	0	0	0	0	0	0	0
Fregosi	.277	147	505	86	140	234	22	9	18	72	6	4	4	72	2	87	8	3
Gatewood	.100	23	20	3	2	2	0	0	0	1	0	0	0	0	0	13	0	0
Green	.250	39	92	13	23	31	2	0	2	4	0	1	1	10	0	8	2	0
Hiatt	.375	9	16	2	6	6	0	0	0	2	0	0	0	2	0	3	0	0
Kelso	.000	10	6	1	0	0	0	0	0	0	0	0	0	1	0	5	0	0
Kirkpatrick	.242	75	219	20	53	78	13	3	2	22	0	4	2	23	6	30	2	2
Knoop	.216	162★	486	42	105	136	8	1	7	38	7	3	5	46	6	109	3	2
Koppe	.257	54	113	10	29	35	4	1	0	6	2	0	0	14	1	16	0	0
Latman	.125	40	40	2	5	7	2	0	0	4	2	0	0	0	0	9	0	0
Lee, D.	.261	33	23	2	6	8	2	0	0	2	0	0	0	1	0	5	0	0
Lee, R.	.000	64	22	0	0	0	0	0	0	0	0	0	0	1	0	19	0	0
McBride	.214	29	28	0	6	6	0	0	0	2	2	0	1	6	0	7	0	0
Meyer	.000	6	5	0	0	0	0	0	0	0	2	0	0	0	0	3	0	0
Moran	.268	50	198	26	53	65	10	1	0	11	6	1	1	13	1	20	1	3
Navarro	.000	5	2	0	0	0	0	0	0	0	0	0	0	0	0	2	0	0
Newman	.180	39	61	5	11	14	0	0	1	3	5	0	0	4	0	23	0	0
Osinski	.056	47	18	1	1	1	0	0	0	2	0	0	0	1	0	5	0	0
Pearson	.223	107	265	34	59	72	5	1	2	16	4	0	1	35	2	22	6	4
Perry	.276	70	221	19	61	80	8	1	3	16	1	1	0	14	0	52	1	1
Piersall	.314	87	255	28	80	97	11	0	2	13	4	1	0	16	1	32	5	3
Power	.249	68	221	17	55	70	6	0	3	13	4	3	1	8	0	14	1	1
Reichardt	.162	11	37	0	6	6	0	0	0	0	0	0	0	1	1	12	1	0
Rodgers	.243	148	514	38	125	161	18	3	4	54	7	7	4	40	11	71	4	3
Satriano	.200	108	225	18	51	63	9	0	1	17	2	2	0	30	3	37	0	2
Schaal	.125	17	32	3	4	4	0	0	0	0	0	0	0	2	0	5	0	1
Simpson	.140	21	50	11	7	14	1	0	2	4	0	0	0	8	0	15	2	2
Smith	.301	118	359	46	108	167	14	6	11	51	1	3	2	8	1	39	7	5
Spring	.000	6	0	0	0	0	0	0	0	0	0	0	0	0	0	0	0	0
Sukla	.000	2	0	0	0	0	0	0	0	0	0	0	0	0	0	0	0	0
Thomas, L.	.273	47	172	14	47	63	8	1	2	24	3	1	0	18	1	22	1	0
Torres	.231	100	277	25	64	110	10	0	12	28	0	2	1	13	0	56	1	3
TOTALS	.242	162	5362	544	1297	1843	186	27	102	508	78	37	26	472	40	920	49	39

1964 ANGELS PITCHING

PITCHER	W-L	ERA	G	GS	CG	SHO	SV	IP	H	R	ER	HR	HB	BB	IB	SO	WP	BK
Belinsky	9-8	2.86	23	22	4	1	0	135.1	120	45	43	8	6	49	5	91	10	1
Brunet	2-2	3.61	10	7	0	0	0	42.1	38	17	17	2	0	25	1	36	1	0
Chance	★20-9	1.65★	46	35	15★	11★	4	278.1★	194	56	51	7	2	86	9	207	9	0
Duliba	6-4	3.61	58	0	0	0	9	72.1	80	35	29	5	1	22	3	33	3	0
Fowler	0-2	10.29	4	0	0	0	1	7	8	8	8	2	1	5	2	5	0	0
Foytack	0-1	15.43	2	0	0	0	0	2.1	4	4	4	2	0	2	1	1	0	0
Gatewood	3-3	2.24	15	7	0	0	0	60.1	59	18	15	4	1	12	1	25	2	0
Kelso	2-0	2.28	10	1	1	1	0	23.2	19	6	6	3	1	9	0	21	1	0
Latman	8-10	3.85	40	18	2	1	2	138	128	72	59	15	7	52	6	81	1	0
Lee, D.	5-4	2.71	33	8	0	0	2	89.2	99	39	27	6	1	25	1	73	1	0
Lee, R.	6-5	1.51	64	5	0	0	19	137	87	31	23	6	1	58	8	111	3	0
McBride	4-13	5.26	29	21	0	0	1	116.1	104	77	68	14	16★	75	0	66	3	0
Meyer	1-1	5.00	6	5	0	0	0	18	25	10	10	2	1	13	0	13	0	0
Navarro	0-0	1.93	5	0	0	0	1	9.1	5	2	2	0	2	5	0	8	0	0
Newman	13-10	2.75	32	28	7	2	0	190	177	68	58	9	7	39	8	83	2	0
Osinski	3-3	3.48	47	4	1	1	2	93	87	47	36	8	2	39	7	88	4	0
Smith	1-4	2.84	15	1	0	0	0	31.2	34	13	10	5	1	10	1	20	2	0
Spring	1-0	2.70	6	0	0	0	0	3.1	3	1	1	0	0	3	1	0	0	0
Sukla	0-1	6.75	2	0	0	0	0	2.2	2	2	2	1	0	1	0	3	0	0
TOTALS	82-80	2.91	162	162	30	28	41	1450.2	1273	551	469	100	50	530	54	965	42	1

WIN STREAK: 11, June 16-26

LOSING STREAK: 5, May 27-June 1 & June 27-July 1



YEAR-BY-YEAR STATISTICAL REVIEW

2009 ANGELS INFORMATION GUIDE

1965 ANGELS BATTING

PLAYER	AVG	G	AB	R	H	TB	2B	3B	HR	RBI	SH	SF	HP	BB	IBB	SO	SB	CS
Adcock	.241	122	349	30	84	140	14	0	14	47	0	0	1	37	3	74	2	2
Brunet	.054	41	56	3	3	5	2	0	0	1	6	0	0	4	0	34	0	1
Cardenal	.250	134	512	58	128	188	23	2	11	57	3	6	2	27	1	72	37	17
Chance	.093	36	75	3	7	8	1	0	0	5	5	0	0	5	0	56	0	0
Cimoli	.400	4	5	1	0	0	0	0	0	1	0	1	0	0	0	2	0	0
Clinton	.243	89	222	29	54	75	12	3	1	8	2	1	1	23	1	37	2	3
Coates	.000	17	1	0	0	0	0	0	0	0	0	0	0	0	0	0	0	0
Dees	.156	12	32	1	5	5	0	0	0	1	0	0	0	1	1	8	1	2
Egan	.263	18	38	3	10	12	0	1	0	1	0	0	0	3	0	12	0	0
Fregosi	.277	161	602	66	167	245	19	7	15	64	15	8	4	54	4	107	13	5
Gatewood	.214	46	14	1	3	4	1	0	0	0	0	0	0	2	0	5	0	1
Gotay	.247	40	77	6	19	26	4	0	1	3	1	0	0	4	2	9	0	0
Hernandez	.333	6	6	2	2	3	1	0	0	1	0	0	0	0	0	1	1	0
Kirkpatrick	.260	19	73	8	19	33	5	0	3	8	2	0	0	3	0	9	1	2
Knoop	.269	142	465	47	125	178	24	4	7	43	6	2	0	31	5	101	3	2
Koppe	.212	23	33	3	7	11	1	0	1	2	0	0	0	3	1	10	1	0
Latman	.000	18	2	0	0	0	0	0	0	0	0	0	0	0	0	1	0	0
Lee, D.	.333	10	3	0	1	2	1	0	0	0	0	0	0	0	0	1	0	0
Lee, R.	.143	69	21	1	3	6	0	0	1	3	4	0	1	0	0	7	0	0
Lopez	.203	52	69	10	14	19	2	0	1	2	7	1	0	2	0	23	1	0
McBride	.000	8	5	0	0	0	0	0	0	0	0	0	0	1	0	3	0	0
McGlothlin	.000	3	6	0	0	0	0	0	0	0	0	0	0	0	0	3	0	0
May	.200	30	30	2	6	9	3	0	0	1	2	0	1	4	0	15	0	0
Newman	.095	36	74	4	7	11	1	0	1	5	7	2	0	7	0	34	0	0
Pearson	.278	122	360	41	100	133	17	2	4	21	8	0	2	51	0	17	12	1
Piche	.000	14	1	0	0	0	0	0	0	0	0	0	0	0	0	0	0	0
Piersall	.268	53	112	10	30	45	5	2	2	12	3	0	1	5	1	15	2	2
Power	.259	124	197	11	51	63	7	1	1	20	6	0	1	5	1	13	2	2
Ranew	.209	41	91	12	19	26	4	0	1	10	2	2	0	7	0	22	0	0
Reichardt	.267	20	75	8	20	27	4	0	1	6	0	0	1	5	0	12	4	1
Rodgers	.209	132	411	33	86	109	14	3	1	32	4	8	3	35	9	61	4	5
Roof	.136	9	22	1	3	3	0	0	0	0	0	0	0	0	0	6	0	0
Sanford	.143	9	7	0	1	1	0	0	0	0	1	0	0	0	0	2	0	0
Satriano	.165	47	79	8	13	18	2	0	1	4	0	0	0	10	1	10	1	1
Schaal	.224	155	483	48	108	151	12	2	9	45	7	4	1	61	8	88	6	3
Shockley	.187	40	107	5	20	28	2	0	2	17	0	2	1	9	0	16	0	0
Simpson	.222	8	27	2	6	7	1	0	0	3	0	1	0	2	0	8	1	0
Smith, B.G.	.228	23	57	1	13	16	3	0	0	5	1	1	1	2	0	10	0	1
Smith, W.	.261	136	459	52	120	194	14	9	14	57	1	5	1	32	10	60	9	8
Spangler	.260	51	96	17	25	26	1	0	0	1	0	0	0	8	0	9	4	0
Sukla	.000	25	0	0	0	0	0	0	0	0	0	0	0	0	0	0	0	0
Wantz	.000	1	0	0	0	0	0	0	0	0	0	0	0	0	0	0	0	0
TOTALS	.239	162	5354	527	1279	1827	200	36	92	486	93	44	22	443	48	973	107	59

1965 ANGELS PITCHING

PITCHER	W-L	ERA	G	GS	CG	SHO	SV	IP	H	R	ER	HR	HB	BB	IB	SO	WP	BK
Brunet	9-11	2.56	41	26	8	3	2	197	149	64	56	9	3	69	8	141	3	3★
Chance	15-10	3.15	36	33	10	4	0	225.2	197	86	79	12	9	101	10	164	6	3★
Coates	2-0	3.54	17	0	0	0	3	28	23	13	11	1	0	16	2	15	1	0
Gatewood	4-5	3.42	46	3	0	0	0	92	91	41	35	5	1	37	3	37	9	0
Latman	1-1	2.84	18	0	0	0	0	31.2	30	12	10	3	0	16	3	18	2	0
Lee, D.	0-1	6.28	10	0	0	0	0	14.1	21	11	10	4	1	5	2	12	1	0
Lee, R.	9-7	1.92	69	0	0	0	23	131	95	35	28	11	1	42	8	89	1	1
Lopez	14-13	2.93	35	32	8	1	1	215.1	185	79	70	12	4	82	6	122	10	0
May	4-9	3.92	30	19	2	1	0	124	111	59	54	7	4	78	1	76	9	0
McBride	0-3	6.14	8	4	0	0	0	22	24	17	15	1	2	14	0	11	1	0
McGlothlin	0-3	3.50	3	3	1	0	0	18	18	9	7	1	0	7	1	9	0	0
Newman	14-16	2.93	36	36	10	2	0	260.2	225	94	85	15	1	64	10	109	6	1
Piche	0-3	6.86	14	1	0	0	0	19.2	20	15	15	5	0	12	2	14	1	0
Sanford	1-2	4.60	9	5	0	0	1	29.1	35	16	15	2	0	10	1	13	2	1
Sukla	2-3	4.50	25	0	0	0	3	32	32	16	16	3	1	10	2	15	0	0
Wantz	0-0	18.00	1	0	0	0	0	1	3	2	2	0	0	0	0	2	0	0
TOTALS	75-87	3.17	162	162	39	14	33	1441.2	1259	569	508	91	27	563	59	847	52	9

WIN STREAK: 5, May 3-7

LOSING STREAK: 5, June 23-27



YEAR-BY-YEAR STATISTICAL REVIEW

2009 ANGELS INFORMATION GUIDE

1966 ANGELS BATTING

PLAYER	AVG	G	AB	R	H	TB	2B	3B	HR	RBI	SH	SF	HP	BB	IBB	SO	SB	CS
Adcock	.273	83	231	33	63	133	10	3	18	48	0	3	0	31	6	48	2	2
Bailey	.000	5	3	0	0	0	0	0	0	0	0	0	0	1	0	1	0	0
Brunet	.103	41	68	5	7	11	1	0	1	3	1	0	0	2	0	34	0	0
Burdette	.125	54	8	0	1	1	0	0	0	1	0	0	0	0	0	3	0	0
Cardenal	.276	154	561	67	155	224	15	3	16	48	3	4	4	34	5	69	24	11
Chance	.026	41	76	1	2	2	0	0	0	0	8	0	1	3	0	54	0	0
Coates	.091	9	11	1	1	1	0	0	0	0	0	0	0	0	0	9	0	0
Egan, D.	.000	11	1	0	0	0	0	0	0	0	0	0	0	0	0	0	0	0
Egan, T.	.000	7	11	0	0	0	0	0	0	0	0	0	0	1	0	5	0	0
Fregosi	.252	162★	611	78	154	239	32	7	13	67	10	6	2	67	1	89	17	8
Hernandez	.043	58	23	19	1	1	0	0	0	2	1	1	0	1	0	4	1	1
Johnstone	.264	61	254	35	67	96	12	4	3	17	2	0	1	11	1	36	3	3
Kelso	.000	5	1	0	0	0	0	0	0	0	0	0	0	0	0	0	0	0
Kirkpatrick	.192	117	312	31	60	102	7	4	9	44	6	3	5	51	8	67	7	4
Knoop	.232	161	590	54	137	228	18	11★	17	72	9	7★	1	43	8	144	1	5
Lee, R.	.000	61	11	1	0	0	0	0	0	0	3	0	0	3	0	8	0	0
Lopez, M.	.190	55	58	10	11	13	2	0	0	2	3	0	0	3	0	27	0	1
Lopez, R.	.000	5	0	0	0	0	0	0	0	0	0	0	0	0	0	0	0	0
Malzone	.206	82	155	6	32	43	5	0	2	12	0	1	0	10	1	11	0	0
McGlothlin	.059	19	17	0	1	3	0	1	0	0	1	0	0	2	0	10	0	0
Montanez	.000	8	2	2	0	0	0	0	0	0	0	0	0	0	0	2	1	0
Morton	.220	15	50	4	11	12	1	0	0	4	2	0	0	2	0	6	1	1
Newman	.200	21	30	0	6	6	0	0	0	3	3	0	0	2	0	8	1	0
Pearson	.000	2	3	0	0	0	0	0	0	0	0	0	0	0	0	1	0	0
Piersall	.211	75	123	14	26	31	5	0	0	14	6	2	0	13	0	19	1	2
Reed	.000	19	6	0	0	0	0	0	0	0	0	0	0	0	0	4	0	0
Reichardt	.288	89	319	48	92	153	5	4	16	44	1	1	13★	27	3	61	8	4
Rodgers	.236	133	454	45	107	154	20	3	7	48	0	6	2	29	8	57	3	4
Rojas	.071	47	14	0	1	2	1	0	0	0	1	0	0	1	0	5	0	0
Rubio	.000	7	8	0	0	0	0	0	0	0	1	0	0	0	0	5	0	0
Sanford	.136	50	22	1	3	5	2	0	0	1	1	1	0	2	0	12	0	0
Satriano	.239	103	226	16	54	65	5	3	0	24	2	0	0	27	2	32	3	3
Schaal	.244	138	386	59	94	141	15	7	6	24	0	2	5	68	0	56	6	4
Siebern	.247	125	336	29	83	114	14	1	5	41	0	5	0	63	7	61	0	1
Smith	.185	90	195	18	36	46	3	2	1	20	2	3	3	12	2	37	1	0
Spangler	.667	6	9	2	6	6	0	0	0	0	0	0	0	2	0	2	0	0
Sukla	.000	12	1	0	0	0	0	0	0	0	0	0	0	0	0	1	0	0
Vinson	.182	13	22	3	4	9	2	0	1	6	0	0	1	5	0	9	0	0
Warner	.211	45	123	22	26	53	4	1	7	16	0	1	0	9	0	55	0	0
Wright	.103	24	29	0	3	3	0	0	0	1	3	0	0	0	0	0	0	0
TOTALS	.232	162	5360	604	1244	1897	179	54	122	562	69	46	38	525	52	1062	80	54

1966 ANGELS PITCHING

PITCHER	W-L	ERA	G	GS	CG	SHO	SV	IP	H	R	ER	HR	HB	BB	IB	SO	WP	BK
Brunet	13-13	3.31	41	32	8	2	0	212	183	88	78	21	5	106	8	148	4	4★
Burdette	7-2	3.39	54	0	0	0	5	79.2	80	32	30	4	1	12	2	27	2	2
Chance	12-17	3.08	41	37	11	2	1	259.2	206	113	89	18	7	114★	9	180	8	0
Coates	1-1	3.98	9	4	1	1	0	31.2	32	16	14	3	0	10	0	16	1	0
Egan, D.	0-0	4.40	11	0	0	0	0	14.1	17	7	7	2	0	6	2	11	0	1
Kelso	1-1	2.38	5	0	0	0	0	11.1	11	3	3	1	1	6	1	11	0	0
Lee, R.	5-4	2.74	61	0	0	0	12	101.2	90	39	31	8	1	31	2	46	2	1
Lopez, M.	7-14	3.93	37	32	6	2	1	199	188	95	87	20	9★	68	2	132	12	0
Lopez, R.	0-1	5.14	4	1	0	0	0	7	4	5	4	1	0	4	0	2	1	1
McGlothlin	3-1	4.52	19	11	0	0	0	67.2	79	37	34	9	1	19	0	41	6	1
Newman	4-7	4.73	21	19	1	0	0	102.2	112	54	54	7	6	31	2	42	5	0
Reed	0-1	2.93	19	1	0	0	1	43	39	14	14	5	0	15	2	17	1	0
Rojas	7-4	2.88	47	2	0	0	10	84.1	83	28	27	9	1	15	2	37	1	0
Rubio	2-1	2.96	7	4	1	1	0	27.1	22	10	9	2	1	16	1	27	2	0
Sanford	13-7	3.83	50	6	0	0	5	108	108	51	46	11	4	27	6	54	3	1
Sukla	1-1	6.48	12	0	0	0	1	16.2	18	12	12	4	0	6	0	8	0	0
Wright	4-7	3.74	20	13	3	1	0	91.1	92	39	38	11	1	25	4	37	1	0
TOTALS	80-82	3.56	162	162	31	12	36	1457.1	1364	643	577	136	38	511	43	836	49	11

WIN STREAK: 7, June 13-18

LOSING STREAK: 6, May 15-22



YEAR-BY-YEAR STATISTICAL REVIEW

— 2009 ANGELS INFORMATION GUIDE —

1967 ANGELS BATTING

PLAYER	AVG	G	AB	R	H	TB	2B	3B	HR	RBI	SH	SF	HP	BB	IBB	SO	SB	CS
Brunet	.077	40	78	2	6	6	0	0	0	0	4	0	0	1	0	40	0	0
Burdette	.000	19	0	0	0	0	0	0	0	0	0	0	0	0	0	0	0	0
Cardenal	.236	108	381	40	90	131	13	5	6	27	6	1	2	15	0	63	10	5
Cimino	.417	46	12	1	5	5	0	0	0	0	0	0	0	0	0	4	0	0
Clark	.040	32	50	0	2	2	0	0	0	0	9	0	0	1	0	23	0	0
Coates	.333	25	3	0	1	2	1	0	0	0	0	0	0	0	0	1	0	0
Egan	.000	1	1	0	0	0	0	0	0	0	0	0	0	0	0	0	0	0
Fregosi	.290	151	590	75	171	233	23	6	9	56	7	0	5	49	2	77	9	6
Gabrielson	.083	11	12	2	1	1	0	0	0	2	0	0	0	2	0	4	0	0
Hall	.249	129	401	54	100	162	8	3	16	55	1	3	0	42	7	65	4	1
Hamilton	.158	26	38	1	6	6	0	0	0	1	2	0	0	0	0	16	0	0
Held	.220	58	141	15	31	46	3	0	4	17	5	0	2	18	0	41	0	2
Hibbs	.000	3	3	0	0	0	0	0	0	0	0	0	0	0	0	2	0	0
Johnstone	.209	79	230	18	48	63	7	1	2	10	2	0	0	5	0	37	3	2
Kelso	.105	69	19	0	2	2	0	0	0	0	2	0	0	0	0	13	0	0
Kirkpatrick	.000	3	8	0	0	0	0	0	0	0	0	0	0	0	0	2	0	0
Knoop	.245	159	511	51	125	180	18	5	9	38	6	2	1	44	13	136	2	2
Locke	.667	9	3	0	2	2	0	0	0	0	0	0	0	0	0	0	0	0
Lopez	.500	7	2	2	1	1	0	0	0	0	0	0	0	0	0	0	0	0
McFarlane	.227	12	22	0	5	5	0	0	0	3	0	1	0	1	0	7	0	0
McGlothlin	.140	32	57	5	8	9	1	0	0	4	7	0	0	3	0	26	0	0
Mincher	.273	147	487	81	133	237	23	3	25	76	2	1	4	69	9	69	0	3
Morton	.313	80	201	23	63	78	9	3	0	32	4	0	2	22	1	29	0	3
Newman	.000	3	1	0	0	0	0	0	0	0	0	0	0	0	0	0	0	0
Piersall	.000	5	3	0	0	0	0	0	0	0	1	0	0	0	0	2	0	0
Reichardt	.265	146	498	56	132	201	14	2	17	69	2	3	7	35	4	90	5	3
Repoz	.250	74	176	25	44	70	9	1	5	20	0	3	0	19	1	37	2	2
Rodgers	.219	139	429	29	94	131	13	3	6	41	6	4	2	34	5	55	1	4
Rodriguez	.238	29	130	14	31	39	3	1	1	8	1	0	0	2	0	21	1	0
Rojas	.059	72	17	0	1	1	0	0	0	1	3	0	0	1	0	10	0	0
Rubio	.333	3	3	1	1	1	0	0	0	0	0	0	0	1	0	0	0	0
Sanford	.200	12	15	0	3	5	0	1	0	1	2	0	0	1	0	9	0	0
Satriano	.224	90	201	13	45	64	7	0	4	21	1	0	0	28	3	25	1	0
Schaal	.188	99	272	31	51	80	9	1	6	20	7	4	1	38	3	39	2	2
Simmons	.222	14	9	1	2	3	1	0	0	1	1	0	0	0	0	3	0	0
Skowron	.220	62	123	8	27	34	2	1	1	10	0	0	4	4	1	18	0	0
Stubing	.000	5	5	0	0	0	0	0	0	0	0	0	0	0	0	4	0	0
Taylor	.308	23	52	5	16	22	3	0	1	3	0	0	0	4	0	8	0	0
Turner	.000	13	4	0	0	0	0	0	0	0	0	0	0	1	0	4	0	0
Wallace	.000	23	6	2	0	0	0	0	0	1	0	0	0	3	0	2	0	1
Weaver	.000	13	6	0	0	0	0	0	0	1	0	0	0	0	0	4	0	0
Werhas	.160	49	75	8	12	21	1	1	2	6	2	1	1	10	0	22	0	0
Withite	.000	10	10	0	0	0	0	0	0	1	0	0	0	0	0	4	0	0
Wright	.273	23	22	4	6	8	2	0	0	1	3	0	0	0	0	9	0	0
TOTALS	.238	161	5307	567	1265	1851	170	37	114	524	88	23	31	453	49	1021	40	36

1967 ANGELS PITCHING

PITCHER	W-L	ERA	G	GS	CG	SHO	SV	IP	H	R	ER	HR	HB	BB	IBB	SO	WP	BK
Brunet	11-19★	3.31	40	37	7	2	1	250	203	99	92	19	4	90	9	165	5	0
Burdette	1-0	4.91	19	0	0	0	1	18.1	16	10	10	4	1	0	0	8	0	0
Cimino	3-3	3.26	46	1	0	0	1	88.1	73	38	32	12	2	31	4	80	2	0
Clark	12-11	2.59	32	30	1	1	0	174	144	69	50	15	6	69	0	81	12	1
Coates	1-2	4.30	25	1	0	0	0	52.1	47	26	25	5	4	23	5	39	2	0
Hamilton	9-6	3.24	26	20	0	0	0	119.1	104	47	43	6	1	63	3	74	11	0
Kelso	5-3	2.97	69	1	0	0	11	112	85	41	37	6	4	63	10	91	5	2
Locke	3-0	2.33	9	1	0	0	2	19.1	14	6	5	1	1	3	0	7	0	0
Lopez	0-2	9.00	4	3	0	0	0	9	11	10	9	1	0	9	0	6	2	1
McGlothlin	12-8	2.96	32	29	9	6	0	197.1	163	74	65	13	4	56	2	137	13	0
Newman	1-0	1.42	3	1	0	0	0	6.1	8	5	1	1	1	2	0	0	0	0
Rojas	12-9	2.52	72	0	0	0	27	121.2	106	45	34	7	3	38	17	83	5	1
Rubio	0-2	3.60	3	3	0	0	0	15	18	7	6	2	4	9	0	4	0	0
Sanford	3-2	4.47	12	9	0	0	0	48.1	53	26	24	6	0	7	1	21	0	1
Simmons	2-1	2.60	14	4	1	1	0	34.2	44	11	10	1	2	9	3	13	0	0
Turner	1-2	4.15	13	1	0	0	0	17.1	16	9	8	4	1	4	0	6	0	0
Weaver	3-0	2.67	13	2	0	0	1	30.1	26	11	9	2	1	9	2	20	1	0
Withite	0-2	4.35	10	7	0	0	0	39.1	39	20	19	8	0	16	0	22	1	1
Wright	5-5	3.26	20	11	1	0	0	77.1	76	33	28	5	1	24	2	35	2	0
TOTALS	84-77	3.19	161	161	19	14	39	1430.1	1246	587	507	118	40	525	58	892	61	7

WIN STREAK: 7, July 17-25

LOSING STREAK: 7, Aug. 14-20



HISTORY

2009 ANGELS INFORMATION GUIDE

1968 ANGELS BATTING

PLAYER	AVG	G	AB	R	H	TB	2B	3B	HR	RBI	SH	SF	HP	BB	IBB	SO	SB	CS
Bennett	.077	16	13	0	1	1	0	0	0	0	2	0	0	0	0	9	0	0
Brunet	.081	39	74	3	6	6	0	0	0	2	4	0	1	2	0	38	0	1
Burgmeier	.000	71	2	7	0	0	0	0	0	0	0	0	0	1	0	0	1	0
Causey	.000	4	11	0	0	0	0	0	0	0	0	0	0	0	0	1	0	0
Cimino	.000	4	0	0	0	0	0	0	0	0	0	0	0	0	0	0	0	0
Clark	.107	21	28	2	3	3	0	0	0	0	3	0	0	0	0	14	0	0
Cottier	.194	33	67	2	13	19	4	1	0	1	0	0	0	2	0	15	0	0
Davallio	.298	93	339	34	101	127	15	4	1	18	3	2	0	15	1	34	17	10
Egan	.116	16	43	2	5	9	1	0	1	4	0	0	0	2	0	15	0	0
Ellis	.045	42	44	3	2	2	0	0	0	0	7	0	2	0	0	21	0	0
Fregosi	.244	159	614	77	150	224	21	13*	9	49	10	4	5	60	4	101	9	4
Hall	.214	46	126	15	27	33	3	0	1	8	0	0	0	16	3	19	1	0
Hamilton	.143	21	7	0	1	1	0	0	0	1	0	0	0	0	0	5	0	0
Harrison	.100	10	10	0	1	1	0	0	0	0	0	0	0	0	0	8	0	0
Heffner	.000	7	0	0	0	0	0	0	0	0	0	0	0	1	0	0	0	0
Held	.111	33	45	4	5	6	1	0	0	1	0	2	5	0	15	0	0	
Hinton	.195	116	267	28	52	89	10	3	7	23	2	3	0	24	3	61	3	1
Johnstone	.261	41	115	11	30	36	4	1	0	3	2	0	0	7	0	15	2	1
Kealey	.000	6	0	0	0	0	0	0	0	0	0	0	0	0	0	0	0	0
Kirkpatrick	.230	89	161	23	37	44	4	0	1	15	3	2	1	25	2	32	1	3
Knoop	.249	152	494	48	123	160	20	4	3	39	2	2	3	35	6	128	3	2
Llenas	.128	16	39	5	5	6	1	0	0	1	0	0	1	2	0	5	0	0
Locke	.000	29	3	0	0	0	0	0	0	0	0	0	0	0	0	0	0	0
McFarlane	.290	18	31	1	9	9	0	0	0	2	0	0	0	5	1	9	0	0
McGlothlin	.111	40	63	4	7	9	2	0	0	2	6	0	0	1	0	30	0	0
Messersmith	.100	29	20	1	2	3	1	0	0	1	4	0	0	0	0	10	0	0
Mincher	.236	120	399	35	94	147	12	1	13	48	6	6	4	43	6	65	0	2
Morton	.270	81	163	13	44	53	6	0	1	18	2	1	4	14	0	18	2	1
Murphy	.000	15	28	2	0	0	0	0	0	0	5	0	0	1	0	10	0	0
Pattin	.083	52	12	0	1	1	0	0	0	0	1	0	0	0	0	2	0	0
Reichardt	.255	151	534	62	136	225	20	3	21	73	3	4	18	42	2	118	8	7
Repoz	.240	133	375	30	90	139	8	1	13	54	2	8*	3	38	3	83	8	7
Rodgers	.190	91	258	13	49	58	6	0	1	14	2	2	3	16	3	48	2	1
Rodriguez	.242	76	223	14	54	69	10	1	1	16	1	0	1	17	2	36	0	2
Rojas	.100	38	10	0	1	1	0	0	0	0	0	0	0	0	0	7	0	0
Satriano	.253	111	297	20	75	108	9	0	8	35	0	0	1	37	5	44	0	0
Schaal	.210	60	219	22	46	61	7	1	2	16	2	1	2	29	0	25	5	7
Shery	.000	3	0	0	0	0	0	0	0	0	0	0	0	0	0	0	0	0
Spencer	.191	19	68	2	13	14	1	0	0	5	0	1	1	3	0	10	0	0
Tatum	.176	17	51	7	9	10	1	0	0	2	0	0	0	0	0	9	0	0
Trevino	.225	17	40	1	9	10	1	0	0	1	0	0	0	2	0	9	0	1
Weaver	.000	14	1	0	0	0	0	0	0	0	0	0	0	0	0	0	0	0
Wright	.216	51	37	7	8	10	2	0	0	2	2	0	0	2	0	11	0	0
TOTALS	.227	162	5331	498	1209	1694	170	33	83	453	75	37	52	447	41	1080	62	50

1968 ANGELS PITCHING

PITCHER	W-L	ERA	G	GS	CG	SHO	SV	IP	H	R	ER	HR	HB	BB	IB	SO	WP	BK
Bennett	0-5	3.54	16	7	1	0	1	48.1	46	22	19	6	4	17	0	36	0	0
Brunet	13-17*	2.86	39	36	8	5	0	245.1	191	83	78	23	2	68	3	132	10	0
Burgmeier	1-4	4.33	56	2	0	0	6	72.2	65	41	35	5	0	24	3	33	1	0
Cimino	0-0	2.57	4	0	0	0	0	7	7	5	2	0	0	4	0	2	2	0
Clark	1-11	3.53	21	17	0	0	0	94.1	74	51	37	4	1	54	1	60	13	0
Ellis	9-10	3.95	42	24	3	0	2	164	150	80	72	22	6	56	4	93	1	0
Hamilton	3-1	3.32	21	2	1	0	2	38	34	15	14	0	0	15	1	18	5	0
Harrison	1-6	5.08	10	5	1	0	0	33.2	28	23	19	4	1	26	0	22	4	0
Heffner	0-0	2.25	7	0	0	0	0	8	6	2	2	0	0	6	1	3	1	0
Kealey	0-1	2.70	6	0	0	0	0	10	10	3	3	0	0	5	2	4	0	0
Locke	2-3	6.44	29	0	0	0	2	36.1	51	29	26	3	1	13	3	21	2	1
McGlothlin	10-15	3.54	40	32	8	0	3	208.1	187	87	82	19	8	60	5	135	7	0
Messersmith	4-2	2.21	28	5	2	1	4	81.4	44	21	20	3	1	35	4	74	3	1
Murphy	5-6	2.17	15	15	3	0	0	99.1	67	30	24	5	5	28	0	56	2	0
Pattin	4-4	2.79	52	4	0	0	3	84	67	27	26	7	2	37	4	66	5	0
Rojas	4-3	4.25	38	0	0	0	6	55	55	29	26	11	0	15	4	33	5	0
Shery	0-0	6.00	3	0	0	0	0	3	7	2	2	2	0	2	0	2	0	0
Weaver	0-1	2.38	14	0	0	0	0	22.2	22	7	6	4	0	10	2	8	0	0
Wright	10-6	3.94	41	13	2	1	3	125.2	123	58	55	13	2	44	6	71	7	0
TOTALS	67-95	3.43	162	162	29	11	32	1437	1234	615	548	131	33	519	43	869	68	2

WIN STREAK: 4, April 28-May 1

LOSING STREAK: 6, Sept. 21-27

YEAR-BY-YEAR STATISTICAL REVIEW

2009 ANGELS INFORMATION GUIDE

1969 ANGELS BATTING

PLAYER	AVG	G	AB	R	H	TB	2B	3B	HR	RBI	SH	SF	HP	BB	IBB	SO	SB	CS
Allen	.500	4	2	0	1	2	1	0	0	0	0	0	0	0	0	0	0	0
Alomar	.250	134	559	60	140	157	10	2	1	30	3	0	0	36	2	48	18	3
Amaro	.222	41	27	4	6	6	0	0	0	1	5	0	0	4	0	6	0	0
Azcue	.218	80	248	15	54	63	6	0	1	19	1	4	2	27	11	28	0	1
Borbon	.000	22	3	0	0	0	0	0	0	0	0	0	0	0	0	1	0	0
Bradley	.000	3	0	0	0	0	0	0	0	0	0	0	0	0	0	0	0	0
Brown	.160	13	25	3	4	5	1	0	0	0	0	0	0	6	0	1	0	0
Brunet	.037	23	27	1	1	2	1	0	0	0	2	0	0	3	0	13	0	0
Chance	.143	5	7	0	1	1	0	0	0	1	0	0	0	0	0	4	0	0
Clark	.500	6	2	0	1	1	0	0	0	0	0	0	0	0	0	0	0	0
Cottier	.000	2	2	0	0	0	0	0	0	0	0	0	0	0	0	0	0	0
Cowan	.304	28	56	10	17	30	1	0	4	10	0	0	1	3	1	9	0	0
Davallo	.155	33	71	10	11	14	1	1	0	1	0	0	1	6	1	5	3	0
Egan	.142	46	120	7	17	33	1	0	5	16	0	3	1	17	2	41	0	1
Fisher	.000	52	13	0	0	0	0	0	0	0	2	0	0	0	0	8	0	0
Fregosi	.260	161	580	78	151	221	22	6	12	47	7	4	1	93	7	86	9	2
Geishert	.000	11	9	1	0	0	0	0	0	0	0	0	0	1	0	3	0	0
Hicks	.083	37	48	6	4	13	0	0	3	8	0	1	0	13	1	18	0	1
Johnson	.203	67	133	10	27	35	8	0	0	9	1	1	3	10	1	19	5	1
Johnstone	.270	148	540	64	146	206	20	5	10	59	8	6	5	38	5	75	3	9
Kealey	.000	15	9	0	0	0	0	0	0	0	0	0	0	0	0	6	0	0
Knoop	.197	27	71	5	14	18	1	0	1	6	0	1	0	13	1	16	1	3
Llenas	.170	34	47	4	8	10	2	0	0	0	0	0	0	2	0	10	0	0
May	.082	44	49	1	4	4	0	0	0	0	1	0	0	4	0	22	0	0
McGlothlin	.121	37	58	0	7	9	2	0	0	1	5	0	0	3	0	21	0	0
Messersmith	.156	42	77	5	12	14	2	0	0	5	6	0	0	8	0	28	0	0
Morton	.244	87	172	18	42	75	10	1	7	32	1	2	3	28	1	29	0	0
Murphy	.141	36	171	2	10	12	2	0	0	4	5	1	0	3	0	26	0	0
Ortega	.000	5	0	0	0	0	0	0	0	0	0	0	0	0	0	0	0	0
Perez	.231	13	13	3	3	3	0	0	0	0	0	0	0	2	0	1	0	0
Priddy	.000	15	2	0	0	0	0	0	0	0	1	0	0	1	0	2	0	0
Reichardt	.254	137	493	60	125	183	11	4	13	68	6	7	8	43	5	100	3	6
Repoz	.164	103	219	25	36	63	1	1	8	19	3	1	0	32	2	52	1	3
Rodgers	.196	18	46	4	9	10	1	0	0	2	0	0	1	5	1	8	0	0
Rodriguez	.232	159	561	47	130	172	17	2	7	49	4	7	2	32	11	88	5	3
Satriano	.259	41	108	5	28	33	2	0	1	16	2	2	1	18	1	15	0	2
Spencer	.254	113	386	39	98	148	14	3	10	31	8	0	2	26	6	53	1	0
Stuart	.157	22	51	3	8	13	2	0	1	4	0	0	0	3	0	21	0	0
Tatum, J.	.318	10	22	2	7	7	0	0	0	0	0	0	0	0	0	6	0	1
Tatum, K.	.286	45	21	3	6	13	1	0	2	2	2	0	1	0	0	8	0	0
Voss	.261	133	349	33	91	116	11	4	2	40	2	1	0	35	6	40	5	3
Washburn	.000	8	0	0	0	0	0	0	0	0	0	0	0	0	0	0	0	0
Wilhelm	.000	44	8	0	0	0	0	0	0	0	0	0	0	0	0	6	0	0
Wolf	.000	2	0	0	0	0	0	0	0	0	0	0	0	0	0	0	0	0
Wright	.182	40	11	0	2	2	0	0	0	0	0	0	0	1	0	6	0	0
TOTALS	.230	163	5416	528	1221	1694	151	29	88	480	75	41	32	516	65	929	54	39

1969 ANGELS PITCHING

PITCHER	W-L	ERA	G	GS	CG	SHO	SV	IP	H	R	ER	HR	HB	BB	IB	SO	WP	BK
Brunet	9-11	2.56	41	26	8	3	2	197	149	64	56	9	3	69	8	141	3	3*
Allen	0-1	5.40	4	1	0	0	0	10	5	7	6	1	0	10	0	5	0	0
Borbon	2-3	6.15	22	0	0	0	0	41	55	31	28	5	4	11	2	20	2	0
Bradley	0-1	27.00	3	0	0	0	0	2	9	9	6	1	0	0	0	2	0	0
Brunet	6-7	3.84	23	19	2	2	0	100.2	98	51	43	15	1	39	4	56	4	1
Clark	0-0	5.59	6	1	0	0	0	9.2	12	6	6	2	0	7	1	6	0	0
Fisher	3-2	3.63	52	1	0	0	2	96.2	100	46	39	9	1	28	3	47	0	0
Geishert	1-1	4.65	11	3	0	0	1	31	32	18	16	4	1	7	3	18	0	0
Kealey	2-0	3.93	15	3	1	1	0	36.2	48	18	16	4	1	13	1	17	2	0
May	10-13	3.44	43	25	4	0	2	180.1	142	81	69	20	3	66	5	133	3	4*
McGlothlin	8-16	3.18	37	35	4	1	0	201	188	86	71	19	5	58	1	96	5	1
Messersmith	16-11	2.52	40	33	10	2	2	250	169	81	70	17	5	100	7	211	16*	1
Murphy	10-16	4.21	36	35	4	0	0	215.2	213	110	101	12	21*	69	3	100	16*	0
Ortega	0-0	10.13	5	0	0	0	0	8	13	13	9	3	0	7	1	4	0	0
Priddy	0-1	4.78	15	0	0	0	0	26.1	24	14	14	4	0	7	1	15	2	0
Tatum, K.	7-2	1.36	45	0	0	0	22	86.1	51	13	13	1	4	39	5	65	5	0
Washburn	0-2	7.94	8	2	0	0	0	11.1	21	11	10	0	1	5	0	4	1	0
Wilhelm	5-7	2.47	44	0	0	0	10	65.2	45	21	18	4	3	18	4	53	5	0
Wolf	0-0	11.57	2	0	0	0	0	2.1	3	3	3	1	0	3	0	2	0	0
Wright	1-8	4.10	37	5	0	0	0	63.2	66	33	29	4	1	30	5	31	3	0
TOTALS	71-91	3.54	163	163	25	9	39	1438.1	1294	652	566	126	51	517	46	885	64	7

WIN STREAK: 6, Aug. 23-29

LOSING STREAK: 10, May 16-25

CLUB HISTORY



YEAR-BY-YEAR STATISTICAL REVIEW

2009 ANGELS INFORMATION GUIDE

1970 ANGELS BATTING

PLAYER	AVG	G	AB	R	H	TB	2B	3B	HR	RBI	SH	SF	HP	BB	IBB	SO	SB	CS
Allen	.000	8	4	0	0	0	0	0	0	0	0	0	0	0	0	1	0	0
Alomar	.251	162★	672	82	169	197	18	2	2	36	11	2	1	49	2	65	35	12
Azcue	.242	114	351	19	85	106	13	1	2	25	1	3	2	24	4	40	0	0
Bradley	.167	17	18	0	3	4	1	0	0	1	3	0	0	1	0	9	0	0
Brown	.000	5	4	0	0	0	0	0	0	0	0	0	0	0	0	0	0	0
Cowan	.276	68	134	20	37	63	9	1	5	25	0	0	1	11	2	29	0	1
Cox	.000	3	0	0	0	0	0	0	0	0	0	0	0	0	0	0	0	0
Doyle	.000	40	3	0	0	0	0	0	0	0	0	0	0	0	0	3	0	0
Egan	.238	79	210	14	50	68	6	0	4	20	1	2	1	14	1	67	0	0
Fisher	.091	67	11	1	1	1	0	0	0	0	3	0	0	0	0	3	0	0
Fregosi	.278	158	601	95	167	276	33	5	22	82	2	4	3	69	3	92	0	2
Garrett	.067	32	15	0	1	1	0	0	0	0	1	0	0	1	0	9	0	0
Gonzalez	.304	26	92	9	28	33	2	0	1	12	2	0	1	2	0	11	3	2
Griffin	.127	18	55	2	7	8	1	0	0	4	1	0	0	6	1	5	0	0
Hicks	.250	4	4	0	1	1	0	0	0	0	0	0	0	0	0	2	0	0
Johnson	.3289★	156	614	85	202	282	26	6	14	86	0	3	7	35	9	68	17	2
Johnstone	.238	119	320	34	76	129	10	5	11	39	3	1	24	6	53	1	0	0
Kealey	.250	17	4	0	1	1	0	0	0	0	0	0	0	0	0	3	0	0
LaRoche	.250	38	8	0	2	3	1	0	0	0	0	0	0	1	0	0	0	0
May	.087	38	69	0	6	8	2	0	0	2	2	1	0	4	0	31	0	0
McMullen	.232	124	422	50	98	155	9	3	14	61	1	3	3	59	10	81	1	0
Messersmith	.157	38	70	4	11	17	3	0	1	2	5	0	0	0	0	28	0	0
Murphy	.184	39	76	7	14	18	1	0	1	7	8	1	0	5	0	32	0	0
Oyler	.083	24	24	2	2	2	0	0	0	1	2	0	0	3	0	6	0	0
Perez	.000	3	3	0	0	0	0	0	0	0	0	0	0	0	0	0	0	0
Queen	.250	37	16	1	4	4	0	0	0	1	0	0	0	0	0	2	0	0
Reichardt	.167	9	6	1	1	1	0	0	0	1	0	1	0	3	1	0	0	0
Reyn	.238	137	407	50	97	180	17	6	18	47	6	2	3	45	6	90	4	2
Repz	.250	59	120	11	30	38	3	1	1	6	0	0	1	6	0	10	1	1
Rivers	.320	17	25	6	8	10	2	0	0	3	1	0	1	3	0	5	1	0
Rodriguez	.270	17	63	6	17	23	2	2	0	7	0	0	1	3	0	6	0	1
Ruiz	.243	68	107	10	26	31	3	1	0	12	4	1	1	7	1	16	3	0
Shank	.000	1	0	0	0	0	0	0	0	0	0	0	0	0	0	0	0	0
Silverio	.000	15	15	1	0	0	0	0	0	0	0	0	0	2	1	4	0	1
Spencer	.274	146	511	61	140	204	20	4	12	68	6	5	0	28	6	61	0	2
Tatum, J.	.238	75	181	28	43	50	7	0	0	6	1	1	0	17	1	35	1	0
Tatum, K.	.182	62	11	2	2	5	0	0	1	3	0	0	0	0	0	5	0	0
Voss	.243	80	181	21	44	63	4	3	3	30	1	5	2	23	2	18	2	1
Wolf	.000	4	0	0	0	0	0	0	0	0	0	0	0	0	0	0	0	0
Wright	.171	47	105	9	18	28	4	0	2	10	4	0	0	2	0	32	0	0
TOTALS	.251	162	5532	631	1391	2010	197	40	114	597	69	37	29	447	56	922	69	27

1970 ANGELS PITCHING

PITCHER	W-L	ERA	G	GS	CG	SHO	SV	IP	H	R	ER	HR	HB	BB	IB	SO	WP	BK
Allen	1-1	2.63	8	2	0	0	0	24	23	7	7	0	1	11	2	13	2	0
Bradley	2-5	4.13	17	11	1	1	0	69.2	71	38	32	3	1	33	6	53	5	0
Cox	0-0	3.86	3	0	0	0	0	2.1	4	1	1	0	0	0	0	3	0	0
Doyle	3-1	5.14	40	0	0	0	5	42	43	25	24	7	1	21	3	34	2	2
Fisher	4-4	3.04	67	2	0	0	8	130.1	117	51	44	15	2	35	1	74	6	1
Garrett	5-6	2.65	32	7	0	0	0	74.2	48	23	22	6	1	44	9	53	2	3
Kealey	1-0	4.15	17	0	0	0	1	21.2	19	11	10	2	0	6	2	14	0	0
LaRoche	4-1	3.44	38	0	0	0	4	49.2	41	20	19	6	4	21	6	44	1	1
May	7-13	4.01	38	34	2	2	0	208.2	190	102	93	20	3	81	7	164	8	2
Messersmith	11-10	3.01	37	26	6	1	5	194.2	144	75	65	21	6	78	6	162	2	0
Murphy	16-13	4.24	39	38	5	2	0	227	223	114	107	32	7	81	10	99	8	1
Queen	3-6	4.20	34	3	0	0	9	60	58	28	28	5	5	28	6	44	0	0
Shank	0-0	0.00	1	0	0	0	0	3	2	0	0	0	0	2	0	1	0	0
Tatum, K.	7-4	2.94	62	0	0	0	17	88.2	68	35	29	12	5	26	5	50	6	0
Wolf	0-0	5.06	4	0	0	0	0	5.1	3	3	3	1	0	4	0	5	2	0
Wright	22-12	2.83	39	39	7	2	0	260.2	226	97	82	24	7	88	4	110	8	0
TOTALS	86-76	3.48	162	162	21	10	49	1462.1	1280	630	566	154	43	559	67	923	52	10

WIN STREAK: 5, April 7-12 & Sept. 27-Oct. 1

LOSING STREAK: 9, Sept. 4-12



YEAR-BY-YEAR STATISTICAL REVIEW

2009 ANGELS INFORMATION GUIDE

1971 ANGELS BATTING

PLAYER	AVG	G	AB	R	H	TB	2B	3B	HR	RBI	SH	SF	HP	BB	IBB	SO	SB	CS
Allen	.294	54	17	2	5	8	0	0	1	1	0	0	0	0	0	5	0	0
Alomar	.260	162★	689★	77	179	221	24	3	4	42	7	2	0	41	4	60	39	10
Berry	.221	111	298	29	66	92	17	0	3	22	3	4	3	18	0	33	3	2
Christensen	.270	29	63	4	17	18	1	0	0	3	2	0	0	6	1	5	0	1
Clark	.267	11	15	1	4	4	0	0	0	0	1	0	0	0	0	4	0	0
Conigliaro	.222	74	266	23	59	89	18	0	4	15	1	1	1	23	1	52	3	3
Cowan	.276	74	174	12	48	68	8	0	4	20	1	0	0	7	1	41	1	1
Fisher	.063	57	16	0	1	1	0	0	0	0	1	0	0	2	0	7	0	0
Fregosi	.233	107	347	31	81	113	15	1	5	33	5	3	5	39	6	61	2	1
Gonzalez	.245	111	314	32	77	99	9	2	3	38	2	3	3	28	5	28	0	1
Hassler	.000	6	5	0	0	0	0	0	0	0	1	0	0	0	0	1	0	0
Johnson	.260	65	242	19	63	77	8	0	2	21	1	1	2	15	3	34	5	2
Kusnyer	.154	6	13	0	2	2	0	0	0	0	0	0	0	0	0	3	0	0
LaRoche	.091	56	11	0	1	1	0	0	0	0	1	0	0	1	0	3	0	0
Lasher	.000	2	0	0	0	0	0	0	0	0	0	0	0	0	0	0	0	0
Maloney	.200	13	5	0	1	1	0	0	0	0	0	0	0	0	0	1	0	0
May	.147	32	68	2	10	11	1	0	0	4	2	0	0	4	0	40	0	0
McMullen	.250	160	593	63	148	234	19	2	21	68	4	4	3	53	10	74	1	1
Meoli	.000	7	3	0	0	0	0	0	0	0	0	0	0	0	0	1	0	0
Messersmith	.172	39	93	8	16	24	2	0	2	5	6	0	0	5	0	30	0	0
Moses	.227	69	181	12	41	65	8	2	4	15	1	1	0	10	4	34	0	0
Murphy	.173	37	75	5	13	16	3	0	0	6	6	0	0	2	0	19	0	0
O'Brien	.199	90	251	25	50	75	8	1	5	21	4	0	1	15	4	33	0	2
Parker	.229	20	70	4	16	21	0	1	1	6	0	0	0	2	0	20	1	1
Queen	.000	45	8	0	0	0	0	0	0	1	1	1	0	1	0	0	0	0
Repoz	.199	113	297	39	59	111	11	1	13	42	0	2	1	60	6	69	3	5
Reynolds, A.	.000	15	2	0	0	0	0	0	0	0	0	0	0	0	0	1	0	0
Reynolds, T.	.186	45	86	4	16	25	3	0	2	8	2	0	3	9	1	6	0	1
Rivers	.265	78	268	31	71	90	12	2	1	12	8	0	1	19	1	38	13	1
Ruiz	.263	31	19	4	5	5	0	0	0	0	3	0	0	2	0	7	1	0
Silverio	.333	3	3	0	1	1	0	0	0	0	0	0	0	0	0	0	0	0
Spencer	.237	148	510	50	121	200	21	2	18	59	6	5	3	48	7	63	0	1
Stephenson	.219	98	279	24	61	87	17	0	3	25	2	3	22	6	21	0	0	0
Torborg	.203	55	123	6	25	30	5	0	0	5	3	1	0	3	1	6	0	0
Wright	.154	40	91	4	14	19	3	1	0	5	9	1	0	6	0	27	0	1
Wynne	.000	3	0	0	0	0	0	0	0	0	0	0	0	0	0	0	0	0
TOTALS	.231	162	5495	511	1271	1808	213	18	96	477	83	31	29	441	61	827	72	34

1971 ANGELS PITCHING

PITCHER	W-L	ERA	G	GS	CG	SHO	SV	IP	H	R	ER	HR	HB	BB	IBB	SO	WP	BK
Allen	4-6	2.49	54	1	0	0	15	94	75	29	26	4	0	40	8	72	5	2
Clark	2-1	2.86	11	7	1	1	1	44	36	15	14	6	2	28	2	28	4	0
Fisher	10-8	2.72	57	3	0	0	3	119	92	46	36	11	2	50	5	82	4	0
Hassler	0-3	3.86	6	4	0	0	0	18.2	25	10	8	0	1	15	2	13	2	0
LaRoche	5-1	2.50	56	0	0	0	9	72	55	21	20	3	1	27	10	63	2	0
Lasher	0-0	27.00	2	0	0	0	0	1.1	4	4	4	0	0	2	0	0	0	0
Maloney	0-3	5.04	13	4	0	0	0	30.1	35	18	17	3	1	24	2	13	3	0
May	11-12	3.02	32	31	7	2	0	208.1	160	74	70	12	2	87	6	156	0	0
Messersmith	20-13	2.99	38	38	14	4	0	276.2	224	112	92	16	7	121	6	179	9	0
Murphy	6-17	3.77	37	36	7	0	0	243.1	228	108	102	24	9	82	9	89	17★	1
Queen	2-2	1.78	44	0	0	0	4	65.2	49	17	13	3	8	29	6	53	6	1
Reynolds, A.	0-3	4.61	15	1	0	0	0	27.1	32	15	14	2	0	18	5	15	1	0
Wright	16-17	2.99	37	37	10	2	0	276.2	225	105	92	17	3	82	10	135	7	0
Wynne	0-0	4.91	3	0	0	0	0	3.2	6	2	2	0	0	2	0	6	0	0
TOTALS	76-86	3.10	162	162	39	11	32	1481	1246	576	510	101	36	607	71	904	60	4

WIN STREAK: 7, April 12-18

LOSING STREAK: 4, three times



YEAR-BY-YEAR STATISTICAL REVIEW

2009 ANGELS INFORMATION GUIDE

1972 ANGELS BATTING

PLAYER	AVG	G	AB	R	H	TB	2B	3B	HR	RBI	SH	SF	HP	BB	IBB	SO	SB	CS
Allen	.118	42	17	0	2	2	0	0	0	0	3	0	0	0	0	8	0	0
Alomar	.239	155	610	65	146	175	20	3	1	25	6	3	0	47	5	55	20	12
Azcue	.000	3	2	0	0	0	0	0	0	0	0	0	0	0	0	1	0	0
Barber	.143	34	7	0	1	1	0	0	0	0	2	0	0	3	0	4	0	0
Berry	.289	119	409	41	118	154	15	3	5	39	12	1	2	35	2	47	5	3
Cardenas	.223	150	551	25	123	156	11	2	6	42	13	1	2	35	4	73	1	2
Clark	.097	27	31	0	3	3	0	0	0	0	1	0	0	1	0	14	0	0
Coletta	.300	14	30	5	9	13	1	0	1	7	0	0	0	1	0	4	0	0
Cowan	.000	3	3	0	0	0	0	0	0	0	0	0	0	0	0	2	0	0
Doyle	.000	2	0	0	0	0	0	0	0	0	0	0	0	0	0	0	0	0
Dukes	.000	7	0	0	0	0	0	0	0	0	0	0	0	0	0	0	0	0
Fisher	.118	43	17	1	2	2	0	0	0	1	0	0	0	0	0	8	0	0
Foster	.000	8	0	0	0	0	0	0	0	0	0	0	0	0	0	0	0	0
Hiatt	.289	22	45	4	13	18	0	1	1	5	0	0	0	5	0	11	0	0
Howard	.263	11	38	4	10	11	1	0	0	2	0	0	1	1	0	3	0	0
Kosco	.213	49	142	15	34	60	4	2	6	13	1	2	1	5	1	23	1	0
Kusnyer	.207	64	179	13	37	47	2	1	2	13	1	0	1	16	3	33	0	0
Lange	.000	2	3	0	0	0	0	0	0	0	0	0	0	0	0	0	0	0
Llenas	.266	44	64	3	17	20	3	0	0	7	0	2	0	3	0	8	0	0
May	.113	35	62	3	7	8	1	0	0	1	2	0	0	3	0	29	0	0
McMullen	.269	137	472	36	127	174	18	1	9	34	1	2	0	48	2	59	1	2
Messersmith	.189	26	53	2	10	13	3	0	0	2	0	0	0	3	0	13	1	0
Motton	.154	42	39	6	6	7	1	0	0	1	0	0	0	5	0	12	0	0
Murphy	.000	6	1	0	0	0	0	0	0	0	0	0	0	0	0	1	0	0
O'Brien	.179	36	39	10	7	12	2	0	1	1	0	0	0	6	0	10	0	0
Oliver	.269	134	509	47	137	222	20	4	19	70	0	5	3	27	8	97	4	3
Parker	.213	36	80	11	17	25	2	0	2	8	0	2	0	9	0	17	0	2
Pinson	.275	136	484	56	133	182	24	2	7	49	4	4	5	30	12	54	17	6
Queen	.000	17	2	0	0	0	0	0	0	0	0	0	0	1	0	1	0	0
Repoz	.333	3	3	0	1	1	0	0	0	0	0	0	0	0	0	2	0	0
Rivers	.214	58	159	18	34	44	6	2	0	7	8	0	1	8	1	26	4	3
Rose	.200	16	10	1	2	5	0	0	1	1	1	0	0	1	0	3	0	0
Ryan	.135	39	96	4	13	20	5	1	0	3	1	0	0	2	0	48	1	0
Sells	.000	10	0	0	0	0	0	0	0	0	0	0	0	0	0	0	0	0
Silverio	.167	13	12	1	2	2	0	0	0	0	0	0	0	0	0	5	0	0
Spencer	.222	82	212	13	47	55	5	0	1	14	0	1	0	12	1	25	0	1
Stanton	.251	127	402	44	101	158	15	3	12	39	2	2	4	22	4	100	2	3
Stephenson	.274	66	146	14	40	51	3	1	2	17	0	0	4	11	5	8	0	0
Torborg	.209	59	153	5	32	35	3	0	0	8	0	0	1	14	4	21	0	0
Wright	.217	35	83	7	18	30	6	0	2	13	6	0	0	4	0	25	0	0
TOTALS	.242	155	5165	454	1249	1706	171	26	78	420	66	25	25	358	52	850	57	37

1972 ANGELS PITCHING

PITCHER	W-L	ERA	G	GS	CG	SHO	SV	IP	H	R	ER	HR	HB	BB	IB	SO	WP	BK
Allen	3-7	3.48	42	6	0	0	5	85.1	76	38	33	7	3	55	5	53	8	0
Barber	4-4	2.02	34	3	0	0	2	58	37	16	13	4	1	30	11	34	1	0
Clark	4-9	4.50	26	15	2	0	1	109.2	105	59	55	10	2	55	2	61	7	0
Doyle	0-0	0.00	2	0	0	0	0	2.1	2	0	0	0	0	3	0	4	0	1
Dukes	0-1	1.64	7	0	0	0	1	11	11	3	2	1	1	0	0	8	1	0
Fisher	4-5	3.76	43	1	0	0	4	81.1	73	35	34	6	0	31	3	32	0	0
Foster	0-1	4.97	8	0	0	0	0	12.2	12	8	7	3	2	6	0	11	1	0
Lange	0-0	3.65	2	1	0	0	0	7.2	7	4	4	0	0	2	0	8	1	0
May	12-11	2.94	35	30	10	3	1	205.1	162	79	67	15	0	82	6	169	3	0
Messersmith	8-11	2.81	25	21	10	3	2	169.2	125	56	53	5	2	68	8	142	2	1
Murphy	0-0	5.40	6	0	0	0	1	10	13	6	6	0	0	8	1	2	1	0
Queen	0-0	4.35	17	0	0	0	0	31	31	17	15	2	3	19	1	19	1	0
Rose	1-4	4.22	16	4	0	0	0	42.2	49	25	20	9	0	19	5	39	0	1
Ryan	19-16	2.28	39	39	20	9*	0	284	166	80	72	14	10	157*	4	329*	18*	0
Sells	2-0	2.81	10	0	0	0	0	16	11	6	5	0	0	5	1	2	1	0
Wright	18-11	2.98	35	35	15	2	0	251	229	101	83	14	4	80	6	87	4	0
TOTALS	75-80	3.06	155	155	57	18	16	1377.2	1109	533	469	90	28	620	53	1000	49	3

WIN STREAK: 6, Sept. 24-30

LOSING STREAK: 6, July 16-21

YEAR-BY-YEAR STATISTICAL REVIEW

2009 ANGELS INFORMATION GUIDE

1973 ANGELS BATTING

PLAYER	AVG	G	AB	R	H	TB	2B	3B	HR	RBI	SH	SF	HP	BB	IBB	SO	SB	CS
Alomar	.238	136	470	45	112	121	7	1	0	28	12	3	0	34	1	44	25	10
Berry	.246	136	415	48	118	142	11	2	3	36	8	2	1	26	0	50	1	6
Brooks	.143	4	7	0	1	1	0	0	0	0	0	0	0	0	0	3	0	0
Chalk	.232	24	69	14	16	18	2	0	0	6	0	0	1	9	0	13	0	0
DaVanon	.245	41	49	6	12	15	3	0	0	2	0	0	0	3	0	9	1	2
Epstein	.215	91	312	30	67	103	8	2	8	32	0	2	5	34	2	54	0	0
Gallagher	.273	110	311	16	85	93	6	1	0	26	1	4	1	35	3	31	1	3
Grabarkewitz	.163	61	129	27	21	38	6	1	3	9	1	0	1	28	0	27	2	2
Howard	.095	8	21	2	2	2	0	0	0	1	0	1	0	1	0	6	0	0
Kusnyer	.125	41	64	5	8	10	2	0	0	3	0	1	0	2	0	12	0	1
Llenas	.269	78	130	16	35	39	1	0	1	25	2	4	1	10	0	16	0	0
McCraw	.265	99	264	25	70	86	7	0	3	24	0	1	2	30	1	42	3	2
Meoli	.223	120	305	36	68	88	12	1	2	23	3	5	0	31	1	38	2	4
Oliver	.265	151	544	51	144	224	24	1	18	89	0	4	5	33	7	100	1	1
Parker	.225	38	102	14	23	27	2	1	0	7	3	1	1	8	1	23	0	1
Pinson	.260	124	466	56	121	171	14	6	8	57	8	7	0	20	3	55	5	5
Rivers	.349	30	129	26	45	59	6	4	0	16	3	0	1	8	0	11	8	3
Robinson	.266	147	534	85	142	261	29	0	30	97	1	3	10	82	12	93	1	1
Sands	.273	17	33	5	9	16	2	1	1	5	0	0	0	5	1	10	0	0
Scheinblum	.328	77	229	28	75	98	10	2	3	21	2	1	1	35	6	27	0	0
Spencer	.241	29	87	10	21	35	4	2	2	11	1	1	1	9	1	9	0	0
Stanton	.235	119	306	41	72	109	9	2	8	34	2	2	2	27	2	88	3	3
Stelmazek	.154	22	26	2	4	5	1	0	0	3	1	0	0	6	0	7	0	0
Stephenson	.246	60	122	9	30	38	5	0	1	9	2	0	1	7	1	7	0	0
Torborg	.220	102	255	20	56	66	7	0	1	18	7	1	0	21	0	32	0	2
Valentine	.302	32	126	12	38	50	5	2	1	13	3	2	0	5	0	9	6	1
TOTALS	.253	162	5505	629	1395	1915	183	29	93	595	60	45	34	509	42	816	59	47

1973 ANGELS DESIGNATED HITTERS

PLAYER	AVG	G	AB	R	H	TB	2B	3B	HR	RBI	SH	SF	HP	BB	IBB	SO	SB	CS
Grabarkewitz	.091	5	22	2	2	5	0	0	1	1	1	0	0	2	0	5	0	1
Llenas	.125	3	8	2	1	1	0	0	0	0	0	0	0	2	0	2	0	0
McCraw	.297	9	37	2	11	17	0	0	2	4	0	0	0	2	0	4	0	0
Oliver	.200	11	40	3	8	13	0	1	1	8	0	0	2	2	1	5	0	0
Parker	.000	2	2	0	0	0	0	0	0	0	0	0	0	0	0	2	0	0
Robinson	.260	127	466	75	121	224	25	0	26	84	1	3	9	76	10	82	1	1
Scheinblum	.417	7	24	4	10	14	1	0	1	2	0	0	0	5	1	3	0	0
Spencer	.000	1	3	0	0	0	0	0	0	0	0	0	0	1	0	1	0	0
TOTALS	.254	162	602	88	153	274	26	1	31	99	2	3	11	90	12	104	1	2

1973 ANGELS PITCHING

PITCHER	W-L	ERA	G	GS	CG	SHO	SV	IP	H	R	ER	HR	HB	BB	IB	SO	WP	BK
Allen	0-0	10.38	5	0	0	0	1	8.2	15	10	10	0	0	5	0	4	2	0
Barber	3-2	3.53	50	1	0	0	4	89.1	90	40	35	5	3	32	3	58	4	0
Hand	4-3	3.62	16	6	0	0	0	54.2	58	29	22	5	1	21	0	19	2	0
Hassler	0-4	3.69	7	4	1	0	0	31.2	33	23	13	0	3	19	0	19	2	1
Lange	2-1	4.44	17	4	1	0	0	52.2	61	30	26	9	1	21	2	27	1	0
May	7-17	4.38	34	28	10	4	0	185	177	101	90	20	3	80	9	134	6	3
Monteagudo	2-1	4.20	15	0	0	0	3	30	23	18	14	2	4	16	3	8	2	0
Perranoski	0-2	4.09	8	0	0	0	0	11	11	5	5	0	1	7	0	5	1	0
Ryan	21-16	2.87	41	39	26	4	1	326	238	113	104	18	7	162★	2	383★	15	0
Sells	7-2	3.71	51	0	0	0	10	68	72	30	28	2	5	35	6	25	8	1
Singer	20-14	3.22	40	40	19	2	0	315.2	280	124	113	15	9	130	5	241	7	1
Tanana	2-2	3.08	4	4	2	1	0	26.1	20	11	9	2	0	8	0	22	2	0
Wilshusen	0-0	81.00	1	0	0	0	0	.1	0	3	3	0	1	2	0	0	0	0
Wright	11-19	3.68	37	36	13	1	0	257	273	120	105	26	3	76	0	65	4	0
TOTALS	79-83	3.57	162	162	72	13	19	1456.1	1351	657	577	104	41	614	30	1010	56	6

WIN STREAK: 5, May 12-16

LOSING STREAK: 5, May 6-11 & June 21-27

CLUB HISTORY



YEAR-BY-YEAR STATISTICAL REVIEW

2009 ANGELS INFORMATION GUIDE

1974 ANGELS BATTING

PLAYER	AVG	G	AB	R	H	TB	2B	3B	HR	RBI	SH	SF	HP	BB	IBB	SO	SB	CS
Alomar	.222	46	54	12	12	14	0	1	0	1	1	0	0	2	0	8	2	0
Balaz	.238	14	42	4	10	13	0	0	1	5	1	0	1	2	0	10	0	0
Bochte	.270	57	196	24	53	74	4	1	5	26	4	2	1	18	0	23	6	3
Chalk	.252	133	465	44	117	147	9	3	5	31	9	4	7	30	1	57	10	10
Doherty	.256	74	223	20	57	82	14	1	3	15	4	1	0	8	1	13	2	1
Doyle	.260	147	511	47	133	159	19	2	1	34	9	2	1	25	2	49	6	7
Egan	.317	43	94	4	11	11	0	0	0	4	6	0	1	8	0	40	1	0
Epstein	.161	18	62	10	10	24	2	0	4	6	0	0	1	10	0	13	0	0
Heise	.267	29	75	7	20	27	7	0	0	6	3	0	0	5	0	10	0	1
Howard	.231	22	39	5	9	11	0	1	0	5	1	0	0	2	0	1	1	0
Lahoud	.271	127	325	46	88	149	16	3	13	44	1	1	3	47	3	57	4	5
Llenas	.261	72	138	16	36	48	6	0	2	17	1	7	0	11	1	19	0	0
McCraw	.286	56	119	21	34	51	8	0	3	17	0	1	0	12	2	13	2	1
Meoli	.244	36	90	9	22	24	2	0	0	3	2	0	0	8	0	10	2	4
Nettles	.274	56	175	27	48	52	4	0	0	8	2	0	0	16	0	38	20	11
Oliver	.248	110	359	22	89	124	9	1	8	55	0	6	1	16	2	51	2	1
Ramirez	.163	31	86	4	14	14	0	0	0	7	4	1	0	6	0	23	2	1
Rivers	.285	118	466	69	133	183	19	11*	3	31	11	1	1	39	0	47	30	13
Robinson	.251	129	427	75	107	197	26	2	20	63	1	5	10	75	14	85	5	1
Rodriguez	.253	140	395	48	100	141	20	0	7	36	8	4	9	69	6	56	4	5
Sands	.193	43	83	6	16	30	2	0	4	13	0	1	1	23	2	17	0	0
Schaal	.248	53	165	10	41	52	5	0	2	20	0	0	0	18	1	27	2	2
Scheinblum	.154	10	26	1	4	4	0	0	0	2	0	0	0	1	0	2	0	0
Stanton	.267	118	415	48	111	169	21	2	11	62	6	5	5	33	3	107	10	8
Valentine	.261	117	371	39	97	122	10	3	3	39	8	7	3	25	0	25	8	5
TOTALS	.254	162	5401	618	1372	1922	203	31	95	550	82	48	45	509	38	801	119	79

1974 ANGELS DESIGNATED HITTERS

PLAYER	AVG	G	AB	R	H	TB	2B	3B	HR	RBI	SH	SF	HP	BB	IBB	SO	SB	CS
Alomar	.000	1	1	0	0	0	0	0	0	0	0	0	0	0	0	1	0	0
Doherty	.000	2	3	0	0	0	0	0	0	0	0	0	0	0	0	1	0	0
Howard	.000	3	3	1	0	0	0	0	0	0	0	0	0	0	0	0	0	0
Lahoud	.214	10	28	1	6	8	2	0	0	0	0	0	0	6	0	7	2	1
Llenas	.160	10	25	2	4	5	1	0	0	2	0	2	0	4	0	3	0	0
McCraw	.200	2	5	1	1	1	0	0	0	0	0	0	0	0	0	0	0	0
Oliver	.667	1	3	0	2	2	0	0	0	2	0	0	1	0	0	0	0	0
Robinson	.252	119	424	75	107	197	26	2	20	63	1	5	10	73	10	84	5	1
Rodriguez	1.000	1	1	0	1	2	1	0	0	1	0	0	0	0	0	0	0	0
Sands	.185	21	65	4	12	22	1	0	3	9	0	1	0	15	1	14	0	0
Scheinblum	.000	1	1	0	0	0	0	0	0	0	0	0	0	0	0	0	0	0
Valentine	.308	4	13	1	4	5	1	0	0	1	0	0	0	3	0	0	1	0
TOTALS	.240	163	572	85	137	242	32	2	23	78	1	8	11	101	11	110	8	2

1974 ANGELS PITCHING

PITCHER	W-L	ERA	G	GS	CG	SHO	SV	IP	H	R	ER	HR	HB	BB	IB	SO	WP	BK
Cumberland	0-1	3.74	17	0	0	0	0	21.2	24	9	9	2	0	10	2	12	0	0
Dobson	2-3	5.70	5	5	2	0	0	30	39	19	19	3	0	13	1	16	3	0
Figueroa	2-8	3.67	25	12	5	1	0	105.1	119	46	43	3	4	36	2	49	0	1
Gilbreth	0-0	13.50	3	0	0	0	0	1.1	2	2	2	0	0	1	0	0	0	0
Hassler	7-11	2.61	23	22	10	2	1	162	132	64	47	10	9	79	2	76	7	1
Kirkwood	0-0	8.59	3	0	0	0	0	7.1	12	8	7	0	0	6	0	4	1	0
Lange	3-8	3.80	21	18	1	0	0	113.2	111	63	48	10	4	47	0	57	3	1
Lockwood	2-5	4.32	37	2	0	0	1	81.1	81	42	39	8	5	32	4	39	3	1
May	0-1	7.00	18	3	0	0	2	27	29	24	21	2	1	10	0	12	4	0
Pena	0-0	0.00	4	0	0	0	3	8	6	0	0	0	0	1	0	5	0	0
Pina	1-2	2.31	11	0	0	0	0	11.2	9	3	3	1	0	3	2	6	2	0
Quintana	2-1	4.26	18	0	0	0	0	12.2	17	6	6	0	0	14	1	11	0	0
Raziano	1-2	6.48	13	0	0	0	1	16.2	15	14	12	1	0	8	1	9	0	0
Ryan	22-16	2.89	42	41	26	3	0	332.2*	221	127	107	18	9	202*	3	367*	9	0
Sanders	0-0	2.79	9	0	0	0	1	9.2	10	5	3	0	0	3	0	4	1	0
Sells	2-3	3.69	20	0	0	0	2	39	48	19	16	3	3	16	0	14	3	0
Selma	2-2	5.09	18	0	0	0	1	23	22	13	13	2	1	17	2	15	4	0
Singer	7-4	2.98	14	14	8	0	0	108.2	102	48	36	3	1	43	0	77	4	1
Stoneman	1-8	6.14	13	11	0	0	0	58.2	78	41	40	8	2	31	0	33	2	0
Tanana	14-19	3.12	39	35	12	4	0	268.2	262	104	93	27	8	77	4	180	4	2
TOTALS	68-94	3.52	162	162	64	13	12	1439	1339	657	564	101	47	649	24	986	50	7

WIN STREAK: 6, April 29-May 5

LOSING STREAK: 11, June 30-July 10



YEAR-BY-YEAR STATISTICAL REVIEW

2009 ANGELS INFORMATION GUIDE

1975 ANGELS BATTING

PLAYER	AVG	G	AB	R	H	TB	2B	3B	HR	RBI	SH	SF	HP	BB	IBB	SO	SB	CS
Allietta	.178	21	45	4	8	12	1	0	1	2	1	0	0	1	1	6	0	0
Balaz	.242	45	120	10	29	42	8	1	1	10	1	1	0	5	0	25	0	0
Bochte	.285	107	375	41	107	141	19	3	3	48	3	2	45	5	43	3	4	
Briggs	.226	13	31	3	7	11	1	0	1	3	1	0	0	2	0	6	0	2
Chalk	.273	149	513	59	140	177	24	2	3	56	11	9	2	66	4	49	6	9
Collins	.266	93	319	41	85	115	13	4	3	29	3	3	1	36	1	55	24	10
Dade	.200	11	30	5	6	10	4	0	0	1	0	0	0	6	0	7	0	0
Doherty	.202	30	94	7	19	25	3	0	1	12	2	1	0	8	1	12	1	1
Doyle	.067	8	15	0	1	0	0	0	0	0	0	0	0	1	0	1	0	0
Egan	.229	28	70	7	16	21	3	1	0	3	4	0	0	5	0	14	0	0
Etchebarren	.280	31	100	10	28	39	0	1	3	17	1	1	0	14	0	19	1	0
Garrett	.262	37	107	17	28	51	5	0	6	18	1	1	0	14	0	28	3	0
Goodwin	.100	4	10	0	1	0	0	0	0	0	0	0	0	0	0	5	0	0
Hampton	.152	31	66	8	10	13	3	0	0	4	3	0	1	7	0	19	0	0
Harper	.239	89	285	40	68	89	10	1	3	31	4	3	2	38	5	51	19	8
Jackson	.231	13	39	2	9	11	2	0	0	2	2	0	0	2	0	10	1	1
Lahoud	.214	76	192	21	41	69	6	2	6	33	2	1	1	48	2	33	2	1
Llenas	.186	56	113	6	21	25	4	0	0	11	4	0	1	10	0	11	0	1
Meoli	.214	70	126	12	27	31	2	1	0	6	2	0	0	15	0	20	3	0
Miley	.174	70	224	17	39	58	3	2	4	26	7	2	1	16	1	54	0	1
Nettles	.231	112	294	50	68	79	11	0	0	23	3	1	1	26	2	57	22	15
Ramirez	.240	44	100	10	24	30	4	1	0	4	2	0	0	11	0	22	9	6
Remy	.258	147	569	82	147	177	17	5	1	46	12	3	0	45	1	55	34	14*
Rivers	.284	155	616	70	175	221	17	13*	1	53	7	4	2	43	5	42	70*	14
Rodriguez	.235	90	226	20	53	68	6	0	3	27	9	3	6	49	0	37	2	2
Smith	.203	59	143	10	29	36	5	1	0	14	3	1	0	12	0	27	1	3
Stanton	.261	137	440	67	115	183	20	3	14	82	8	4	6	52	4	85	18	6
Sudakis	.121	30	58	4	7	12	2	0	1	6	0	2	1	12	3	15	1	1
Valentine	.281	26	57	5	16	18	2	0	0	5	1	3	1	4	0	3	0	2
TOTALS	.246	161	5377	628	1324	1766	195	41	55	572	97	47	27	593	35	811	220	108

1975 ANGELS DESIGNATED HITTERS

PLAYER	AVG	G	AB	R	H	TB	2B	3B	HR	RBI	SH	SF	HP	BB	IBB	SO	SB	CS
Balaz	.188	11	32	2	6	8	2	0	0	3	0	1	0	0	0	2	0	0
Bochte	.200	1	5	0	1	1	0	0	0	2	0	0	0	0	0	2	0	0
Briggs	.000	2	2	0	0	0	0	0	0	0	0	0	0	0	0	1	0	0
Collins	.222	12	36	4	8	14	0	0	2	9	0	1	0	6	1	5	1	0
Dade	.100	7	20	2	2	3	1	0	0	0	0	0	0	4	0	6	0	0
Doherty	.000	1	3	0	0	0	0	0	0	0	0	0	0	0	0	2	0	0
Garrett	.265	23	68	10	18	33	3	0	4	10	1	1	0	9	0	14	3	0
Goodwin	.111	3	9	0	1	1	0	0	0	0	0	0	0	0	0	4	0	0
Harper	.248	57	206	26	51	69	7	1	3	25	2	3	11	23	3	38	16	6
Lahoud	.223	35	103	16	23	39	5	1	3	19	1	1	0	30	2	15	1	0
Llenas	.176	6	17	0	3	4	1	0	0	1	0	0	0	2	0	1	0	0
Jackson	.000	1	1	0	0	0	0	0	0	0	0	0	0	0	0	1	0	0
Meoli	.000	3	0	1	0	0	0	0	0	0	0	0	0	0	0	0	1	0
Nettles	.375	9	8	5	3	4	1	0	0	3	1	1	0	2	0	1	1	0
Ramirez	.000	1	0	0	0	0	0	0	0	0	0	0	0	0	0	0	0	0
Rivers	.000	1	1	1	0	0	0	0	0	0	0	0	0	0	0	0	0	0
Smith	.000	4	0	2	0	0	0	0	0	0	0	0	0	0	0	0	0	0
Stanton	.000	1	0	0	0	0	0	0	0	0	0	0	0	0	0	0	0	0
Sudakis	.118	13	34	3	4	8	1	0	1	4	0	2	1	11	3	8	1	1
Valentine	.294	13	34	3	10	11	1	0	0	4	1	3	1	3	0	2	0	2
TOTALS	.261	161	498	74	130	196	22	2	13	80	6	13	3	90	9	102	24	9

1975 ANGELS PITCHING

PITCHER	W-L	ERA	G	GS	CG	SHO	SV	IP	H	R	ER	HR	HB	BB	IB	SO	WP	BK
Blateric	0-0	6.23	2	0	0	0	0	4.1	9	5	3	0	0	1	0	5	1	0
Brewer	1-0	1.82	21	0	0	0	5	34.2	38	9	7	2	0	11	1	22	2	0
Dobson	0-2	6.75	9	2	0	0	0	28	30	26	21	5	2	13	1	14	4	0
Figueroa	16-13	2.91	33	32	16	2	0	244.2	213	96	79	14	5	84	6	139	5	2
Hassler	3-12	5.94	30	18	6	1	0	133.1	158	94	88	12	6	53	0	82	10	0
Hockenberry	0-5	5.27	16	4	0	0	1	41	48	27	24	3	3	19	2	15	3	0
Hudson	0-1	9.53	3	1	0	0	0	5.2	7	6	6	0	0	4	0	0	0	0
Kirkwood	6-5	3.11	44	2	0	0	7	84	85	38	29	6	0	28	2	49	1	0
Lange	4-6	5.21	30	8	1	0	1	102	119	70	59	12	1	53	3	45	3	1
Monge	0-2	4.18	4	2	2	0	0	23.2	22	12	11	3	1	10	0	17	2	0
Pactwa	1-0	3.86	4	3	0	0	0	16.1	23	7	7	0	0	10	0	3	1	0
Pena	0-2	2.13	7	0	0	0	0	12.2	13	3	3	0	0	8	1	4	1	0
Quintana	0-2	6.43	4	0	0	0	0	7	13	6	5	2	0	6	1	5	0	0
Ross	0-1	5.40	1	1	0	0	0	5	6	3	3	1	0	1	1	4	0	0
Ryan	14-12	3.45	28	28	10	5	0	198	152	90	76	13	7	132	0	186	12	0
Scott	4-2	3.29	50	0	0	0	1	68.1	59	34	25	8	1	18	5	31	2	0
Sells	0-0	8.64	4	0	0	0	0	8.1	9	10	8	3	0	8	1	7	1	0
Singer	7-15	4.98	29	27	8	0	1	179	171	107	99	18	6	81	5	78	6	1
Tanana	16-9	2.62	34	33	16	5	0	257.1	211	80	75	21	7	73	6	269*	8	1
TOTALS	72-89	3.89	161	161	59	19	16	1453.1	1386	723	628	123	39	613	35	975	62	5

WIN STREAK: 4, May 16-19; June 4-7

LOSING STREAK: 7, June 23-29



YEAR-BY-YEAR STATISTICAL REVIEW

2009 ANGELS INFORMATION GUIDE

1976 ANGELS BATTING

PLAYER	AVG	G	AB	R	H	TB	2B	3B	HR	RBI	SH	SF	HP	BB	IBB	SO	SB	CS
Alvarez	.167	14	42	4	7	14	1	0	2	8	0	0	0	0	3	0	0	
Bochte	.258	146	466	53	120	145	17	1	2	49	6	5	2	64	11	53	4	5
Bonds	.265	99	378	48	100	146	10	3	10	54	0	5	3	41	6	90	30	15
Briggs	.214	77	248	19	53	73	13	2	1	14	2	2	1	13	3	47	0	3
Chalk	.217	142	438	39	95	111	14	1	0	33	12	3	10	49	3	62	0	0
Collins	.263	99	365	45	96	122	12	1	4	28	7	1	0	40	2	55	32	19
Dade	.111	13	9	2	1	1	0	0	0	1	0	0	0	3	0	3	0	0
Davis	.265	72	219	16	58	72	5	0	3	26	0	2	1	15	3	18	0	1
Easler	.241	21	54	6	13	16	1	1	0	4	1	2	0	2	1	11	1	1
Elchebarren	.227	103	247	15	56	67	9	1	0	21	6	0	4	24	0	37	0	2
Garrett	.125	29	48	4	6	9	3	0	0	3	0	1	0	5	0	16	0	0
Guerrero	.284	83	268	24	76	91	12	0	1	18	5	5	3	7	2	12	0	0
Hampton	.000	3	2	0	0	0	0	0	0	0	0	0	0	0	0	0	0	0
Herrmann	.174	29	46	5	8	17	3	0	2	8	2	1	0	7	2	8	0	0
Humphrey	.245	71	196	17	48	61	10	0	1	19	4	2	5	13	0	30	0	1
Jackson	.227	127	410	44	93	141	18	3	8	40	4	3	7	30	1	58	5	4
Jones	.211	78	166	22	35	59	6	0	6	17	4	2	1	14	3	30	3	0
Lahoud	.177	42	96	8	17	21	4	0	0	4	0	0	2	18	1	16	0	0
Lopez	.000	9	10	1	0	0	0	0	0	0	0	0	0	2	0	3	2	0
Melton	.208	118	341	31	71	112	17	3	6	42	2	3	2	44	2	53	2	0
Miley	.184	14	38	4	7	9	2	0	0	4	1	1	0	4	1	8	1	0
Nordbrook	.000	5	8	1	0	0	0	0	0	0	1	0	0	1	0	3	1	0
Ramirez	.200	30	70	3	14	15	1	0	0	5	7	0	0	6	0	11	3	2
Remy	.263	143	502	64	132	152	14	3	0	28	13	4	0	38	1	43	35	16
Scott	.000	35	0	1	0	0	0	0	0	0	0	0	0	0	0	0	0	0
Smith	.375	13	8	0	3	3	0	0	0	1	0	0	0	0	0	2	0	0
Solaite	.270	63	215	25	58	94	9	0	9	33	1	2	0	34	3	44	1	1
Stanton	.190	93	231	12	44	65	13	1	2	25	5	3	1	24	1	57	2	6
Torres	.205	120	264	37	54	94	16	3	6	27	8	1	0	36	3	39	4	4
TOTALS	.235	162	5385	550	1265	1710	210	23	63	511	92	48	42	534	49	812	126	80

1976 ANGELS DESIGNATED HITTERS

PLAYER	AVG	G	AB	R	H	TB	2B	3B	HR	RBI	SH	SF	HP	BB	IBB	SO	SB	CS
Alvarez	.200	2	5	2	1	4	0	0	1	3	0	0	0	0	0	0	0	0
Bochte	.000	1	1	0	0	0	0	0	0	0	0	0	0	0	0	1	0	0
Bonds	.000	1	3	0	0	0	0	0	0	0	0	0	0	1	0	1	0	0
Briggs	.000	1	0	0	0	0	0	0	0	0	0	0	0	0	0	0	0	0
Collins	.290	22	93	11	27	36	6	0	1	5	1	0	0	3	0	20	8	4
Dade	.000	1	0	0	0	0	0	0	0	0	0	0	0	0	0	0	0	0
Davis	.250	54	200	16	50	64	5	0	3	19	0	1	0	15	3	17	1	1
Easler	.224	16	49	5	11	12	1	0	0	4	1	2	0	2	1	9	1	0
Garrett	.083	4	12	1	1	2	1	0	0	1	0	0	0	2	0	6	0	0
Guerrero	.182	7	22	0	4	5	1	0	0	2	0	1	1	1	0	1	0	0
Jackson	.391	6	23	3	9	12	3	0	0	3	1	0	0	0	0	2	0	1
Jones	.000	2	1	0	0	0	0	0	0	0	1	0	0	0	0	0	0	0
Lahoud	.444	3	9	1	4	6	2	0	0	2	0	0	0	3	0	1	0	0
Lopez	.000	1	0	0	0	0	0	0	0	0	0	0	0	1	0	0	0	0
Melton	.207	51	169	17	35	60	9	2	4	26	1	2	2	25	2	27	1	0
Nordbrook	.000	1	0	0	0	0	0	0	0	0	0	0	0	0	0	0	0	0
Remy	.000	5	0	0	0	0	0	0	0	0	0	0	0	0	0	0	0	1
Smith	.000	1	0	0	0	0	0	0	0	0	0	0	0	0	0	0	0	0
Solaite	.375	7	24	5	9	16	1	0	2	6	0	0	0	5	0	6	0	0
Stanton	.571	4	7	2	4	9	0	1	1	6	1	0	0	0	0	2	0	0
Tanana	.000	1	0	0	0	0	0	0	0	0	0	0	0	0	0	0	0	0
Torres	.000	6	0	3	0	0	0	0	0	0	0	0	0	0	0	0	0	0
TOTALS	.251	162	618	66	155	226	29	3	12	77	6	6	3	58	6	93	12	7

1976 ANGELS PITCHING

PITCHER	W-L	ERA	G	GS	CG	SHO	SV	IP	H	R	ER	HR	HB	BB	IB	SO	WP	BK
Brewer	3-1	2.70	13	0	0	0	2	20	20	7	6	0	6	0	16	0	0	
Drago	7-8	4.42	43	0	0	0	6	79.1	80	42	39	7	5	31	8	43	3	0
Dunning	0-0	7.50	4	0	0	0	0	6	9	9	5	2	0	6	1	4	0	0
Hartzell	7-4	2.77	37	15	7	2	2	166	166	64	51	6	10	43	5	51	3	0
Hassler	0-6	5.13	14	4	0	0	0	47.1	50	31	27	3	0	17	2	16	1	0
Kirkwood	6-12	4.62	28	26	4	0	0	157.2	167	91	81	12	1	57	9	78	4	0
Monge	6-7	3.37	32	13	2	0	0	117.2	108	50	44	10	1	49	0	53	4	0
Overy	0-2	6.14	5	0	0	0	0	7.1	6	5	5	1	1	3	1	8	0	0
Ross	8-16	3.00	34	31	7	2	0	225	224	89	75	12	5	58	5	100	0	0
Ryan	17-18*	3.36	39	39	21	7*	0	284.1	193	117	106	13	5	183*	2	327*	5	2
Scott	3-0	3.23	33	0	0	0	3	39	47	17	14	3	0	12	4	10	1	0
Tanana	19-10	2.43	34	34	23	2	0	288.1	212	88	78	24	9	73	5	261	5	0
Verhoeven	0-2	3.38	21	0	0	0	4	37.1	35	15	14	2	0	14	8	23	1	0
Wheelock	0-0	27.00	2	0	0	0	0	2	6	6	6	0	1	1	0	2	0	0
TOTALS	76-86	3.36	162	162	64	15	17	1477.1	1323	631	551	95	38	553	50	992	27	2

WIN STREAK: 4, four times

LOSING STREAK: 6, April 21-30



YEAR-BY-YEAR STATISTICAL REVIEW

2009 ANGELS INFORMATION GUIDE

1977 ANGELS BATTING

PLAYER	AVG	G	AB	R	H	TB	2B	3B	HR	RBI	SH	SF	HP	BB	IBB	SO	SB	CS
Aikens	.198	42	91	5	18	22	4	0	0	6	0	0	0	10	2	23	1	2
Baylor	.251	154	561	87	141	243	27	0	25	75	2	8	12	62	7	76	26	12
Bochte	.290	25	100	12	29	39	4	0	2	8	1	0	0	7	0	4	3	2
Bonds	.264	158	592	103	156	308	23	9	37	115	1	0	2	74	5	141	41	18
Bosley	.297	58	212	19	63	77	10	2	0	19	4	2	1	16	0	32	5	4
Briggs	.162	59	74	6	12	17	2	0	1	4	0	1	0	8	1	14	0	0
Chalk	.277	149	519	58	144	184	27	2	3	45	9	6	5	52	2	69	12	8
Etchebarren	.254	80	114	11	29	35	2	2	0	14	3	2	0	12	0	19	3	1
Flores	.278	104	342	41	95	125	19	4	1	26	6	0	1	23	2	39	12	10
Goodwin	.209	35	91	5	19	30	6	1	1	8	0	0	0	5	1	19	0	0
Grich	.243	52	181	24	44	71	6	0	7	23	3	3	1	37	4	40	6	6
Guerrero	.283	86	244	17	69	84	8	2	1	28	2	2	0	4	1	16	0	0
Hampton	.295	52	44	5	13	23	1	0	3	9	0	0	1	2	0	10	0	0
Humphrey	.227	123	304	17	69	86	11	0	2	34	7	3	4	21	0	58	1	1
Jackson	.243	106	292	38	71	114	15	2	8	28	3	2	1	24	2	42	3	2
Jones	.176	14	17	3	3	6	0	0	1	3	0	1	0	4	0	5	0	0
Kingman	.194	10	36	4	7	15	2	0	2	4	1	0	1	1	0	16	0	0
Landreaux	.250	23	76	6	19	26	5	1	0	5	0	0	0	5	1	15	1	1
May	.333	11	18	0	6	6	0	0	0	1	0	0	0	5	0	1	0	0
Mulliniks	.269	78	271	36	73	99	13	2	3	21	8	0	1	23	2	36	1	1
Nolan	.000	6	0	1	0	0	0	0	0	0	0	0	0	0	0	0	0	0
Ramirez	.077	25	13	6	1	1	0	0	0	0	0	0	0	0	0	3	1	0
Remy	.252	154	575	74	145	196	19	10	4	44	19	4	2	59	2	59	41	17
Rudi	.264	64	242	48	64	120	13	2	13	53	2	2	4	22	4	48	1	0
Solaita	.241	116	324	40	78	135	15	0	14	53	2	4	0	56	6	77	1	3
Torres	.156	58	77	9	12	24	1	1	3	10	1	1	0	10	0	18	0	1
TOTALS	.255	162	5410	675	1380	2086	233	40	131	636	74	51	36	542	42	880	159	89

1977 ANGELS DESIGNATED HITTERS

PLAYER	AVG	G	AB	R	H	TB	2B	3B	HR	RBI	SH	SF	HP	BB	IBB	SO	SB	CS
Aikens	.222	13	36	5	8	9	1	0	0	1	0	0	0	5	1	11	1	0
Baylor	.259	61	220	42	57	108	15	0	12	34	1	3	3	36	3	31	12	7
Bochte	.800	1	5	0	4	5	1	0	0	0	0	0	0	0	0	0	0	2
Bonds	.217	18	69	10	15	31	2	1	4	11	0	0	0	8	0	19	5	1
Flores	.313	8	16	4	5	6	1	0	0	1	0	0	0	3	1	3	1	2
Goodwin	.228	23	79	5	18	29	6	1	1	8	0	0	0	5	1	14	0	0
Guerrero	.227	19	66	5	15	21	1	1	1	8	0	1	0	3	1	5	0	0
Hampton	.000	2	4	0	0	0	0	0	0	0	0	0	0	0	0	1	0	0
Jackson	.208	20	53	6	11	16	2	0	1	3	1	0	0	9	2	7	1	0
Jones	.187	6	12	3	2	5	0	0	1	2	0	0	0	3	0	3	0	0
May	.000	1	3	0	0	0	0	0	0	0	0	0	0	1	0	0	0	0
Ramirez	.000	1	0	0	0	0	0	0	0	0	0	0	0	0	0	0	0	0
Rudi	.222	3	9	1	2	6	1	0	1	1	0	0	0	0	0	5	0	0
Solaita	.300	6	20	2	6	9	0	0	1	4	1	0	0	0	0	5	0	0
TOTALS	.242	162	592	83	143	245	30	3	22	73	3	4	3	73	9	104	20	12

1977 ANGELS PITCHING

PITCHER	W-L	ERA	G	GS	CG	SHO	SV	IP	H	R	ER	HR	HB	BB	IB	SO	WP	BK
Barlow	4-2	4.58	20	1	0	0	1	59	53	33	30	3	4	27	6	25	1	1
Brett	7-10	4.25	21	21	5	0	0	142	157	73	67	15	3	38	0	41	4	1
Cneira	2-2	4.08	6	4	0	0	0	28.2	27	15	13	5	0	16	2	17	1	1
Cuellar	0-1	18.90	2	1	0	0	0	3.1	9	7	7	2	0	3	1	3	0	0
Drago	0-1	3.00	13	0	0	0	2	21	22	8	7	3	0	3	2	15	1	0
Hartzell	8-12	3.57	41	23	6	0	4	189.1	200	92	75	14	4	38	6	79	5	1
Kirkwood	1-0	5.09	13	0	0	0	1	17.2	20	12	10	3	0	9	3	10	1	0
Kuhaulua	0-0	15.63	3	1	0	0	0	6.1	15	11	11	1	0	7	0	3	2	0
LaRoche	6-5	3.10	46	0	0	0	13	81.1	64	31	28	8	2	37	8	61	0	0
Miller	4-4	3.02	41	0	0	0	4	92.1	81	35	31	10	0	30	7	49	2	0
Monge	0-1	2.92	4	0	0	0	1	12.1	14	6	4	2	0	6	0	4	0	0
Moore	0-2	3.97	7	3	0	0	0	22.2	28	19	10	7	3	10	1	14	0	0
Nolan	0-3	8.84	5	5	0	0	0	18.1	31	19	18	5	0	2	0	4	0	0
Ross	2-4	5.55	14	12	0	0	0	58.1	83	41	36	10	2	11	1	30	2	0
Ryan	19-16	2.77	37	37	22*	4	0	299	198	110	92	12	9	204*	7	341*	21*	3
Scott	0-2	5.63	12	0	0	0	0	16	19	16	10	1	0	4	2	5	0	0
Simpson	6-12	5.83	27	23	0	0	0	122	154	90	79	14	7	62	3	55	8	0
Tanana	15-9	2.54	31	31	20	7*	0	241.1	201	72	68	19	12	61	2	205	8	1
Verhoeven	0-2	3.86	3	0	0	0	0	4.2	4	3	2	0	1	4	1	3	0	0
Walker	0-0	9.00	1	0	0	0	0	2	3	2	2	2	0	0	0	1	0	0
TOTALS	74-88	3.76	162	162	53	13	26	1437.2	1383	695	600	136	47	572	52	965	56	8

WIN STREAK: 4, April 28-May 1

LOSING STREAK: 6, Sept. 21-27



YEAR-BY-YEAR STATISTICAL REVIEW

2009 ANGELS INFORMATION GUIDE

1978 ANGELS BATTING

PLAYER	AVG	G	AB	R	H	TB	2B	3B	HR	RBI	SH	SF	HP	BB	IBB	SO	SB	CS
Anderson	.194	48	108	6	21	28	7	0	0	7	7	1	0	11	1	16	0	0
Baylor	.255	158	591	103	151	279	26	0	34	99	0	12★	18★	56	9	71	22	9
Bostock	.296	147	568	74	168	215	24	4	5	71	4	4	2	59	8	36	15	12
Chalk	.253	135	470	42	119	134	12	0	1	34	11	1	7	38	0	34	5	8
Downing	.255	133	412	42	105	141	15	0	7	46	4	2	6	52	2	47	3	2
Fairly	.217	91	235	23	51	86	5	0	10	40	2	5	1	25	2	31	0	1
Goodwin	.276	24	58	9	16	27	5	0	2	10	0	1	0	10	0	13	0	0
Grich	.251	144	487	68	122	160	16	2	6	42	19	3	7	75	1	83	4	3
Hampton	.214	19	14	2	3	8	0	1	1	4	0	0	0	2	0	7	1	0
Humphrey	.219	53	114	11	25	34	4	1	1	9	2	3	2	6	0	12	0	1
Jackson	.297	105	387	49	115	163	18	6	6	57	2	4	9	16	1	31	2	3
Landreaux	.223	93	260	37	58	90	7	5	5	23	1	0	2	20	4	20	7	3
Lansford	.294	121	453	63	133	184	23	2	8	52	5	7	4	31	2	67	20	9
Machemer	.273	10	22	6	6	10	1	0	1	2	1	0	0	2	0	1	0	1
Miller	.263	132	475	66	125	161	25	4	1	37	10	4	4	54	1	70	3	13
Mulliniks	.185	50	119	6	22	30	3	1	1	6	0	2	1	8	0	23	2	0
Rettenmund	.269	50	108	16	29	39	5	1	1	14	1	1	2	30	0	13	0	3
Rudi	.256	133	497	58	127	207	27	1	17	79	3	6	2	28	4	82	2	1
Solaíta	.223	60	94	10	21	27	3	0	1	14	0	0	0	16	3	25	0	0
TOTALS	.259	162	5472	691	1417	2023	226	28	108	646	72	56	67	539	38	682	86	69

1978 ANGELS DESIGNATED HITTERS

PLAYER	AVG	G	AB	R	H	TB	2B	3B	HR	RBI	SH	SF	HP	BB	IBB	SO	SB	CS
Baylor	.249	102	386	65	96	174	18	0	20	64	0	8	9	35	6	52	12	5
Bostock	.250	1	4	0	1	1	0	0	0	0	0	0	0	0	0	0	0	0
Chalk	.000	1	0	0	0	0	0	0	0	0	1	0	0	0	0	0	0	0
Downing	.167	2	6	1	1	4	0	0	1	1	0	0	0	2	0	2	0	0
Fairly	.231	5	13	2	3	9	0	0	2	5	0	0	0	1	0	2	0	0
Goodwin	.275	15	51	8	14	24	4	0	2	9	0	1	0	9	0	11	0	0
Hampton	.250	4	8	1	2	5	0	0	1	2	0	0	0	2	0	5	1	0
Jackson	.000	1	0	0	0	0	0	0	0	0	0	0	1	0	0	0	0	0
Landreaux	.000	1	0	0	0	0	0	0	0	0	0	0	0	0	0	0	0	0
Lansford	.400	1	5	1	2	5	0	0	1	1	0	0	0	0	0	0	0	0
Mulliniks	.000	2	0	2	0	0	0	0	0	0	0	0	0	0	0	0	0	0
Rettenmund	.255	18	47	8	12	15	1	1	0	4	1	0	1	12	0	5	0	1
Rudi	.095	11	42	0	4	4	0	0	0	0	0	0	0	3	0	14	0	0
Solaíta	.238	18	42	8	10	15	2	0	1	6	0	0	0	7	2	12	0	0
TOTALS	.240	162	604	96	145	256	25	1	28	92	2	9	11	71	8	103	13	6

1978 ANGELS PITCHING

PITCHER	W-L	ERA	G	GS	CG	SHO	SV	IP	H	R	ER	HR	HB	BB	IB	SO	WP	BK
Aase	11-8	4.03	29	29	6	1	0	178.2	185	88	80	14	2	80	4	93	3	0
Barlow	0-0	4.50	1	0	0	0	0	2	3	1	1	0	0	0	0	1	0	0
Brett	3-5	4.95	31	10	1	1	1	100	100	60	55	12	1	42	5	43	1	2
Caneira	0-0	7.04	2	2	0	0	0	7.2	8	6	6	2	0	3	0	0	0	0
Fitzmorris	1-0	1.71	9	2	0	0	0	31.2	26	9	6	2	0	14	3	8	0	0
Frost	5-4	2.58	11	10	2	1	0	80.1	71	24	23	6	2	24	3	30	3	0
Griffin	3-4	4.02	24	4	0	0	0	56	63	39	25	8	1	31	2	35	2	0
Hartzell	6-10	3.44	54	12	5	0	6	157	168	67	60	8	5	41	9	55	5	1
Knapp	14-8	4.21	30	29	6	0	0	188.1	178	94	88	25	2	67	6	126	3	0
LaRoche	10-9	2.82	59	0	0	0	25	95.2	73	35	30	7	2	48	11	70	0	0
Miller	6-2	2.66	41	0	0	0	1	84.2	85	29	25	3	5	41	3	34	1	1
Ryan	10-13	3.72	31	31	14	3	0	234.2	183	106	97	12	3	148★	7	260★	13★	2
Tanana	18-12	3.65	33	33	10	4	0	239	239	108	97	26	9	60	7	137	5	8★
TOTALS	87-75	3.65	162	162	44	13	33	1455.2	1382	666	590	125	32	599	60	892	36	14

WIN STREAK: 4, seven times

LOSING STREAK: 7, May 27-June 3

YEAR-BY-YEAR STATISTICAL REVIEW

2009 ANGELS INFORMATION GUIDE

1979 ANGELS BATTING

PLAYER	AVG	G	AB	R	H	TB	2B	3B	HR	RBI	SH	SF	HP	BB	IBB	SO	SB	CS
Aikens	.280	116	379	59	106	187	18	0	21	81	0	6	1	61	8	79	1	3
Anderson	.248	96	254	33	58	82	13	1	3	23	9	3	1	17	0	31	3	2
Baylor	.296	162★	628	120★	186	333	33	3	36	139★	0	12	11	71	6	51	22	12
Campaneris	.234	85	239	27	56	68	4	4	0	15	11	2	2	19	0	32	12	4
Carew	.318	110	409	78	130	160	15	3	3	44	8	3	0	73	7	46	18	8
Clark	.296	19	54	8	16	25	2	2	1	5	1	0	0	5	0	11	1	1
Davis	.250	43	56	9	14	18	2	1	0	2	1	0	0	4	0	7	1	0
Donohue	.224	38	107	13	24	38	3	1	3	14	1	0	2	3	0	29	2	0
Downing	.326	148	509	87	166	235	27	3	12	75	3	2	5	77	4	57	3	3
Ford	.290	142	569	100	165	264	26	5	21	101	3	13★	3	40	0	86	8	5
Garr	.125	6	24	0	3	3	0	0	0	0	0	0	0	0	0	3	0	0
Grich	.294	153	534	78	157	287	30	5	30	101	12	2	2	59	10	84	1	0
Hampton	.400	4	5	0	2	2	0	0	0	0	0	0	0	0	0	1	0	0
Harlow	.233	62	159	22	37	49	8	2	0	14	1	0	2	25	0	34	1	3
Harper	.000	1	2	0	0	0	0	0	0	0	0	0	0	0	0	1	0	0
Harris	.000	1	2	0	0	0	0	0	0	0	0	0	0	0	0	0	0	0
Humphrey	.059	9	17	2	1	1	0	0	0	0	1	0	0	1	0	2	0	0
Lansford	.287	157	654	114	188	285	30	5	19	79	12	4	3	39	2	115	20	8
Miller	.293	120	427	60	125	156	15	5	2	28	9	1	1	50	1	69	5	4
Mulliniks	.147	22	68	7	10	13	0	0	1	8	0	5	1	4	0	14	0	0
Ramirez	.000	13	12	1	0	0	0	0	0	0	1	0	1	1	0	6	1	0
Rettenmund	.263	35	76	7	20	25	2	0	1	10	1	1	1	11	1	14	1	0
Rudi	.242	90	300	35	80	130	11	3	11	61	4	2	1	24	3	61	0	0
Thon	.339	35	56	6	19	22	3	0	0	8	1	0	0	5	0	10	0	0
TOTALS	.282	162	5550	866	1563	2383	242	43	164	808	79	56	37	589	42	843	100	53

1979 ANGELS DESIGNATED HITTERS

PLAYER	AVG	G	AB	R	H	TB	2B	3B	HR	RBI	SH	SF	HP	BB	IBB	SO	SB	CS
Aikens	.295	51	173	26	51	90	9	0	10	36	0	2	0	28	6	33	0	1
Baylor	.349	65	252	57	88	167	11	1	22	73	0	4	2	35	1	17	9	5
Campaneris	.000	1	0	0	0	0	0	0	0	0	0	0	0	0	0	0	1	0
Carew	.273	6	22	5	6	11	2	0	1	2	0	0	0	4	1	3	3	0
Davis	.400	6	20	6	8	10	2	0	0	1	1	0	0	0	0	4	0	0
Downing	.415	18	65	11	27	41	5	0	3	18	1	0	0	6	1	7	0	0
Garr	.125	6	24	0	3	3	0	0	0	0	0	0	0	0	0	3	0	0
Harper	.000	1	2	0	0	0	0	0	0	0	0	0	0	0	0	1	0	0
Miller	.000	2	1	0	0	0	0	0	0	0	0	0	0	0	0	1	0	0
Rettenmund	.283	17	46	5	13	18	2	0	1	4	0	1	1	7	0	10	1	0
Rudi	.000	3	11	0	0	0	0	0	0	0	0	0	0	0	0	3	0	0
TOTALS	.318	162	616	110	196	340	31	1	37	134	2	7	3	80	9	82	14	6

1979 ANGELS PITCHING

PITCHER	W-L	ERA	G	GS	CG	SHO	SV	IP	H	R	ER	HR	HB	BB	IB	SO	WP	BK
Aase	9-10	4.81	37	28	7	1	2	185.1	200	104	99	19	1	77	7	96	5	0
Barlow	1-1	5.13	35	0	0	0	0	86	106	54	49	8	4	30	2	33	6	0
Barr	10-12	4.20	36	25	5	0	0	197	217	100	92	22	3	55	5	69	2	1
Botting	2-0	8.80	12	1	0	0	0	29.2	46	30	29	6	1	15	1	22	4	1
Clear	11-5	3.63	52	0	0	0	14	109	87	48	44	6	3	68	5	98	9	1
Eddy	1-1	4.73	7	4	0	0	0	32.1	36	19	17	1	2	20	0	7	0	0
Ferris	0-0	1.50	2	0	0	0	0	6	5	2	1	1	0	3	1	2	1	0
Frost	16-10	3.57	36	33	12	2	1	239.1	226	108	95	17	5	77	4	107	5	0
Knapp	5-5	5.51	20	18	3	0	0	98	109	73	60	8	2	35	1	36	2	0
LaRoche	7-11	5.57	53	1	0	0	10	85.2	107	54	53	13	2	32	4	59	0	1
Miller	1-0	3.31	14	1	0	0	0	35.1	44	14	13	2	2	13	0	16	1	0
Montague	2-0	5.09	14	0	0	0	0	17.2	16	12	10	3	0	9	0	6	2	0
Ryan	16-14	3.60	34	34	17	5★	0	222.2	169	104	89	15	6	114	3	223★	9	0
Schuler	0-0	10.80	1	0	0	0	0	1.2	2	2	2	1	0	0	0	1	0	0
Tanana	7-5	3.89	18	17	2	1	0	90.1	93	44	39	9	2	25	0	46	6	1
TOTALS	88-74	4.34	162	162	46	9	33	1436	1463	768	692	131	33	573	33	820	53	5

WIN STREAK: 10, April 11-21

LOSING STREAK: 7, June 21-28

CLUB HISTORY



YEAR-BY-YEAR STATISTICAL REVIEW

2009 ANGELS INFORMATION GUIDE

1980 ANGELS BATTING

PLAYER	AVG	G	AB	R	H	TB	2B	3B	HR	RBI	SH	SF	HP	BB	IBB	SO	SB	CS
Baylor	.250	90	340	39	85	116	12	2	5	51	4	0	11	24	4	4	6	6
Campaneris	.252	77	210	32	53	69	8	1	2	18	7	2	1	14	0	33	10	5
Carew	.331	144	540	74	179	236	34	7	3	59	9	3	1	59	7	38	23	15
Clark	.230	78	261	26	60	87	10	1	5	23	1	0	2	11	0	42	0	1
Cliburn	.179	54	56	7	10	18	2	0	2	6	0	1	0	3	0	9	0	0
Cowens	.227	34	119	11	27	35	5	0	1	17	0	0	1	12	1	21	1	2
Cruz	.275	18	40	5	11	17	3	0	1	5	0	0	0	5	1	8	0	0
Donohue	.188	84	218	18	41	53	4	1	2	14	3	1	1	7	0	63	5	1
Downing	.290	30	93	5	27	39	6	0	2	25	1	2	0	12	1	12	0	2
Ford	.279	65	226	22	63	95	11	0	7	26	1	1	2	19	1	45	0	1
Garr	.190	21	42	5	8	9	1	0	0	3	0	0	0	4	2	6	0	0
Grich	.271	150	498	60	135	203	22	2	14	62	5	5	4	84	2	108	3	7
Harlow	.276	109	301	47	83	116	13	4	4	27	4	1	1	48	1	61	3	2
Harris	.293	19	41	8	12	23	5	0	2	7	0	1	0	7	0	4	0	1
Kubski	.254	22	63	11	16	19	3	0	0	6	0	0	0	6	0	10	1	1
Lansford	.261	151	602	87	157	235	27	3	15	80	7	11*	0	50	2	93	14	5
Miller	.274	129	412	52	113	139	14	3	2	38	6	3	1	48	4	71	7	3
Patek	.264	86	273	41	72	107	10	5	5	34	8	2	1	15	1	26	7	6
Rettenmund	.250	2	4	0	1	1	0	0	0	0	0	0	1	0	1	0	0	0
Rudi	.237	104	372	42	88	155	17	1	16	53	2	3	5	17	2	84	1	0
Skaggs	.197	24	66	7	13	16	0	0	1	9	1	1	0	9	0	13	0	0
Thompson	.317	102	312	59	99	164	14	0	17	70	2	3	0	70	9	60	2	0
Thon	.255	80	267	32	68	84	12	2	0	15	5	2	1	10	0	28	7	5
Whitmer	.241	48	87	8	21	24	3	0	0	7	9	2	0	4	0	21	1	0
TOTALS	.265	160	5443	698	1442	2060	236	32	106	655	75	44	32	539	38	889	91	63

1980 ANGELS DESIGNATED HITTERS

PLAYER	AVG	G	AB	R	H	TB	2B	3B	HR	RBI	SH	SF	HP	BB	IBB	SO	SB	CS
Baylor	.223	36	130	14	29	37	5	0	1	18	0	3	4	13	3	14	1	4
Campaneris	1.000	1	1	1	1	1	0	0	0	0	0	0	0	0	0	0	0	1
Carew	.362	32	127	20	46	59	8	1	1	16	1	2	1	13	0	5	4	2
Cowens	1.000	1	1	1	1	4	0	0	1	3	0	0	0	0	0	0	0	0
Downing	.357	13	42	2	15	21	3	0	1	14	0	2	0	5	0	3	0	1
Ford	.276	15	58	5	16	19	3	0	0	5	0	1	1	7	0	11	0	1
Garr	.241	8	29	4	7	8	1	0	0	2	0	0	0	2	2	4	0	0
Harlow	1.000	1	1	1	1	2	1	0	0	1	0	0	0	0	0	0	0	0
Rettenmund	.333	1	3	0	1	1	0	0	0	0	0	0	0	1	0	1	0	0
Rudi	.182	3	11	0	2	3	1	0	0	1	0	0	1	1	0	3	0	0
Thompson	.351	45	148	34	52	89	4	0	11	36	0	2	0	31	4	28	2	0
Thon	.310	15	58	6	18	23	3	1	0	5	0	1	0	1	0	5	1	2
TOTALS	.310	160	609	88	189	267	29	2	15	101	1	11	7	74	9	74	8	11

1980 ANGELS PITCHING

PITCHER	W-L	ERA	G	GS	CG	SHO	SV	IP	H	R	ER	HR	HB	BB	IB	SO	WP	BK
Aase	8-13	4.06	40	21	5	1	2	175	193	83	79	13	1	66	3	74	2	1
Barr	1-4	5.56	24	7	0	0	1	68	90	43	42	12	3	23	2	22	2	0
Botting	0-3	5.81	6	6	0	0	0	26.1	40	20	17	1	0	13	0	12	2	0
Clear	11-11	3.30	58	0	0	0	9	106.1	82	51	39	2	5	65	9	105	4	0
Dorsey	1-2	9.19	4	4	0	0	0	15.2	25	16	16	2	1	8	0	8	0	0
Ferris	0-2	5.87	5	3	0	0	0	15.1	23	13	10	2	0	9	0	4	1	0
Frost	4-8	5.29	15	15	2	0	0	78.1	97	53	46	8	2	21	1	28	3	0
Halicki	3-1	4.84	10	6	0	0	0	35.1	39	22	19	5	0	11	0	16	1	0
Hassler	5-1	2.49	41	0	0	0	10	83	67	25	23	8	1	37	8	75	1	0
Kison	3-6	4.91	13	13	2	1	0	73.1	73	46	40	5	3	32	2	28	0	2
Knapp	2-11	6.14	32	20	1	0	1	117.1	133	83	80	18	8	51	1	46	4	1
LaRoche	3-5	4.08	52	9	1	0	4	128	122	62	58	14	3	39	3	89	0	1
Lemanczyk	2-4	4.32	21	2	0	0	0	66.2	81	40	32	8	2	27	2	19	2	2
Martinez	7-9	4.52	30	23	4	1	0	149.1	150	81	75	14	1	59	2	57	5	0
Montague	4-2	5.13	37	0	0	0	3	73.2	97	47	42	8	1	21	1	22	2	0
Schuler	0-1	3.55	8	0	0	0	0	12.2	13	5	5	3	0	2	1	7	0	0
Tanana	11-12	4.15	32	31	7	0	0	204	223	107	94	18	8	45	0	113	3	1
TOTALS	65-95	4.52	160	160	22	6	30	1428.1	1548	797	717	141	39	529	35	725	32	8

WIN STREAK: 6, Aug. 4-9

LOSING STREAK: 9, June 11-19



YEAR-BY-YEAR STATISTICAL REVIEW

2009 ANGELS INFORMATION GUIDE

1981 ANGELS BATTING

PLAYER	AVG	G	AB	R	H	TB	2B	3B	HR	RBI	SH	SF	HP	BB	IBB	SO	SB	CS
Baylor	.239	103	377	52	90	161	18	1	17	66	0	6	7	42	1	51	3	3
Beniquez	.181	58	166	18	30	44	5	0	3	13	4	1	1	15	0	16	2	1
Brunansky	.152	11	33	7	5	14	0	0	3	6	0	0	0	8	0	10	1	0
Burleson	.293	109*	430	53	126	160	17	1	5	33	11	4	3	42	2	38	4	6
Campaneris	.256	55	82	11	21	28	2	1	1	10	3	1	0	5	0	10	5	2
Carew	.305	93	364	57	111	136	17	1	2	21	10	2	0	45	7	45	16	9
Clark	.250	34	88	12	22	38	2	1	4	19	0	0	0	7	0	18	0	0
Davis	.000	1	2	0	0	0	0	0	0	0	0	0	0	0	0	0	0	0
Downing	.249	93	317	47	79	120	14	0	9	41	3	0	4	46	1	35	1	1
Ferguson	.233	12	30	5	7	11	1	0	1	5	1	1	0	9	0	8	0	0
Ford	.277	97	375	53	104	165	14	1	15	48	5	1	5	23	3	71	2	2
Grich	.304	100	352	56	107	191	14	2	22*	61	5	3	4	40	4	71	2	4
Harlow	.207	43	82	13	17	18	1	0	0	4	2	0	0	16	0	25	1	1
Harper	.273	4	11	1	3	3	0	0	0	1	0	1	0	0	0	0	1	0
Harris	.247	36	77	5	19	31	3	0	3	9	0	0	0	3	0	11	0	0
Hobson	.235	85	268	27	63	90	7	4	4	36	2	4	1	35	0	60	1	1
Lubratich	.143	7	21	2	3	4	1	0	0	1	0	0	0	0	0	2	1	0
Lynn	.219	76	256	28	56	81	8	1	5	31	1	4	3	38	4	42	1	2
Ott	.217	75	258	20	56	72	8	1	2	22	4	2	1	17	1	42	2	1
Patek	.234	27	47	3	11	14	1	1	0	5	0	0	0	1	0	6	1	0
Sconiers	.269	15	52	6	14	20	1	1	1	7	0	0	0	1	0	10	0	0
TOTALS	.256	110	3688	476	944	1401	134	16	97	439	51	30	29	393	23	571	44	33
OPP.	.261	110	3675	453	958	1394	157	18	81	426	36	34	21	323	—	—	73	—

1981 ANGELS DESIGNATED HITTERS

PLAYER	AVG	G	AB	R	H	TB	2B	3B	HR	RBI	SH	SF	HP	BB	IBB	SO	SB	CS
Baylor	.233	97	356	51	83	153	17	1	17	64	0	6	7	41	1	48	3	3
Beniquez	.000	1	3	0	0	0	0	0	0	0	0	0	0	0	0	0	0	0
Carew	.250	2	4	1	1	1	0	0	0	0	0	0	0	1	0	0	1	0
Downing	.222	5	18	1	4	4	0	0	0	2	0	0	0	3	0	0	0	0
Harper	.000	1	3	0	0	0	0	0	0	0	0	0	0	0	0	0	0	0
Harris	.000	1	3	0	0	0	0	0	0	0	0	0	0	0	0	0	0	0
Hobson	.143	2	7	0	1	1	0	0	0	1	0	0	0	2	0	1	0	0
Sconiers	.462	3	13	2	6	11	0	1	1	5	0	0	0	0	0	3	0	0
TOTALS	.233	110	407	55	95	170	17	2	18	72	0	6	7	47	1	52	4	3

1981 ANGELS PITCHING

PITCHER	W-L	ERA	G	GS	CG	SHO	SV	IP	H	R	ER	HR	HB	BB	IB	SO	WP	BK
Aase	4-4	2.34	39	0	0	0	11	65.1	56	17	17	4	0	24	2	38	2	0
D'Acquisto	0-0	10.71	6	0	0	0	0	19.1	26	24	23	2	1	12	0	8	1	0
Forsch	11-7	2.88	20	20	10	4*	0	153	143	54	49	7	4	27	2	55	0	0
Frost	1-8	5.51	12	9	0	0	0	47.1	44	30	29	3	1	19	0	16	1	0
Hassler	4-3	3.21	42	0	0	0	5	75.2	72	29	27	8	0	33	8	44	3	0
Jefferson	2-4	3.62	26	5	0	0	0	77	80	39	31	4	2	24	4	27	4	3
Kison	1-1	3.48	11	4	0	0	0	44	40	18	17	8	0	14	1	19	1	0
Mahler	0-0	0.00	6	0	0	0	0	6.1	1	0	0	0	0	2	0	5	0	0
Martinez	0-0	3.00	2	0	0	0	2	6	5	2	2	1	0	3	0	4	0	0
Moreno	1-3	2.87	8	4	1	0	0	31.1	27	10	10	2	0	14	0	12	1	0
Rau	1-2	8.71	3	3	0	0	0	10.1	14	10	10	2	0	4	0	3	0	0
Renko	8-4	3.44	22	15	0	0	1	102	93	40	39	7	1	42	1	50	0	0
Sanchez	0-2	2.94	17	0	0	0	0	33.2	39	16	11	4	1	11	0	13	1	0
Travers	0-1	8.38	4	4	0	0	0	9.2	14	11	9	2	0	4	0	5	0	0
Witt	8-9	3.21	22	21	7	1	0	129	123	60	47	9	11*	47	4	75	2	0
Zahn	10-11	4.41	25	25	9	0	0	161.1	181	93*	79*	18*	0	43	2	52	2	2
TOTALS	51-59	3.71	110	110	27	8	19	971.1	958	453	400	81	21	323	24	426	18	5
OPP.	59-51	3.83	110	110	33	4	22	976.2	944	476	416	97	29	393	—	571	31	6

WIN STREAK: 5, May 9-14

LOSING STREAK: 8, Sept. 5-12



YEAR-BY-YEAR STATISTICAL REVIEW

2009 ANGELS INFORMATION GUIDE

1982 ANGELS BATTING

PLAYER	AVG	G	AB	R	H	TB	2B	3B	HR	RBI	SH	SF	HP	BB	IBB	SO	SB	CS
Adams	.143	8	14	1	2	2	0	0	0	0	1	0	1	0	0	2	1	0
Baylor	.263	157	608	80	160	258	24	1	24	93	0	8	7	57	7	69	10	4
Beniquez	.265	112	196	25	52	76	11	2	3	24	16	0	1	15	1	21	3	0
Boone	.256	143	472	42	121	159	17	0	7	58	23	5	0	39	2	34	0	2
Burleson	.156	11	45	4	7	8	1	0	0	2	2	0	0	6	2	3	0	0
Carew	.319	138	523	88	167	211	25	5	3	44	16	4	2	67	5	49	10	17
Clark	.211	102	90	11	19	26	1	0	2	8	2	1	0	0	0	29	1	0
DeCinces	.301	153	575	94	173	315	42	5	30	97	4	9	1	66	7	80	7	5
Downing	.281	158	623	109	175	300	37	2	28	84	3	8	5	86	1	58	2	1
Ferguson	.226	36	84	10	19	30	2	0	3	8	1	0	0	12	0	19	0	0
Foli	.252	150	480	46	121	148	14	2	3	56	26*	6	2	14	1	22	2	4
Grich	.261	145	506	74	132	227	28	5	19	65	6	3	8	82	3	109	3	3
Jackson, Re.	.275	153	530	92	146	282	17	1	39*	101	0	4	2	85	12	156*	4	5
Jackson, Ro.	.331	53	142	15	47	59	6	0	2	19	4	1	2	10	0	12	0	1
Kelleher	.163	34	49	9	8	9	1	0	0	1	3	0	1	5	0	5	1	1
Lynn	.299	138	472	89	141	244	38	1	21	86	5	7	3	58	4	72	7	8
Moreno	.000	11	3	3	0	0	0	0	0	0	0	0	0	2	0	0	0	2
Pettis	.200	10	5	5	1	4	0	0	1	1	0	0	0	0	0	2	0	0
Scioniers	.154	12	13	0	2	2	0	0	0	2	0	0	0	2	1	1	0	0
Wilfong	.245	55	102	17	25	36	4	2	1	11	2	0	0	7	1	17	4	0
TOTALS	.274	162	5532	814	1518	2396	268	26	186	760	114	56	35	613	46	760	55	53
OPP.	.259	162	5555	670	1436	2148	250	45	124	640	47	32	42	482	—	—	66	—

1982 ANGELS DESIGNATED HITTERS

PLAYER	AVG	G	AB	R	H	TB	2B	3B	HR	RBI	SH	SF	HP	BB	IBB	SO	SB	CS
Baylor	.263	155	608	79	160	258	24	1	24	93	0	8	7	55	7	69	10	4
Grich	.000	1	4	0	0	0	0	0	0	0	0	0	0	0	0	1	0	0
Jackson, Re.	.238	5	21	5	5	15	1	0	3	10	0	0	0	3	0	5	0	0
Moreno	.000	1	0	0	0	0	0	0	0	0	0	0	0	1	0	0	0	0
Scioniers	.000	1	1	0	0	0	0	0	0	0	0	0	0	0	0	0	0	0
Wilfong	.333	1	3	1	1	1	0	0	0	0	0	0	0	2	0	0	0	0
TOTALS	.261	162	637	85	166	274	25	1	27	103	0	8	7	61	7	75	10	4

1982 ANGELS PITCHING

PITCHER	W-L	ERA	G	GS	CG	SHO	SV	IP	H	R	ER	HR	HB	BB	IB	SO	WP	BK
Aase	3-3	3.46	24	0	0	0	4	52	45	20	20	5	0	23	2	40	2	0
Bahnsen	0-1	4.66	7	0	0	0	0	9.2	13	6	5	0	0	8	1	5	0	0
Corbett	1-7	5.05	33	0	0	0	8	57	46	32	32	8	0	25	5	37	2	1
Curtis	0-1	6.00	8	0	0	0	1	12	16	8	8	0	0	3	2	10	2	0
Forsch	13-11	3.87	37	35	12	4	0	228	225	108	98	25	11	57	2	73	1	0
Goltz	8-5	4.08	28	7	1	0	3	86	82	43	39	4	1	32	1	49	2	0
Hassler	2-1	2.78	54	0	0	0	4	71.1	58	24	22	5	4	40	5	38	4	1
John	4-2	3.86	7	7	1	0	0	35	49	18	15	4	0	5	0	14	2	0
Kison	10-5	3.17	33	16	3	1	1	142	120	54	50	15	5	44	3	86	5	0
Mahler	2-0	1.13	6	0	0	0	0	8	9	1	1	0	0	6	1	5	0	0
Moreno	3-7	4.74	13	8	2	0	1	49.1	55	31	26	7	1	23	0	22	2	0
Renko	11-6	4.44	31	23	4	0	0	156	163	78	77	17	1	51	0	81	3	0
Sanchez	7-4	3.21	46	0	0	0	5	92.2	89	36	33	3	7	34	4	58	1	1
Steiner	1-0	3.76	10	1	0	0	0	26.1	25	14	11	2	1	11	0	14	0	0
Tiant	2-2	5.76	6	5	0	0	0	29.2	39	20	19	3	0	8	0	30	0	0
Witt	8-6	3.51	33	26	5	1	0	179.2	177	77	77	8	7	47	2	85	8	1
Zahn	18-8	3.73	34	34	12	4	0	229.1	225	100	95	18	4	65	5	81	2	0
TOTALS	93-69	3.82	162	162	40	10	27	1464	1436	670	621	124	42	482	33	728	36	4
OPP.	69-93	4.58	162	162	24	3	34	1452	1518	814	739	186	35	613	—	760	42	8

WIN STREAK: 7, April 13-19

LOSING STREAK: 8, June 30-July 7

YEAR-BY-YEAR STATISTICAL REVIEW

2009 ANGELS INFORMATION GUIDE

1983 ANGELS BATTING

PLAYER	AVG	G	AB	R	H	TB	2B	3B	HR	RBI	SH	SF	HP	BB	IBB	SO	SB	CS
Adams	.250	58	112	22	28	36	2	0	2	6	3	0	3	5	0	12	1	1
Beniquez	.305	92	315	44	96	120	15	0	3	34	6	1	4	15	0	29	4	2
Boone	.256	142	468	46	120	165	18	0	9	52	10	7	0	24	1	42	4	3
Brown, M.	.231	31	104	12	24	40	5	1	3	9	0	0	0	7	0	20	1	0
Burleson	.286	33	119	22	34	41	7	0	0	11	2	1	0	12	0	12	0	2
Carew	.339	129	472	66	160	194	24	2	2	44	3	3	1	57	9	48	6	7
Clark	.231	76	212	17	49	75	9	1	5	21	3	1	0	9	0	45	0	0
DeCinces	.281	95	370	49	104	183	19	3	18	65	1	8	0	32	2	56	2	0
Downing	.246	113	403	68	99	173	15	1	19	53	1	2	5	62	4	59	1	2
Ferguson	.074	12	27	3	2	2	0	0	0	2	1	0	0	5	0	8	0	0
Folt	.252	88	330	29	83	99	10	0	2	29	11	2	1	5	1	18	2	3
Grich	.292	120	387	65	113	178	17	0	16	62	4	3	7	76	2	62	2	4
Jackson, Re.	.194	116	397	43	77	135	14	1	14	49	0	5	4	52	5	140	0	2
Jackson, Ro.	.230	102	348	41	80	122	16	1	8	39	1	0	3	27	2	33	2	2
Lubratic	.218	57	156	12	34	43	9	0	0	7	13	1	0	4	0	17	0	1
Lynn	.272	117	437	56	119	211	20	3	22	74	0	6	2	55	10	83	2	2
Narron	.136	10	22	1	3	6	0	0	1	4	0	0	0	1	0	3	0	0
O'Berry	.167	26	60	7	10	14	1	0	1	5	2	0	0	3	0	11	0	0
Pettis	.294	22	85	19	25	42	2	3	3	6	1	0	0	7	0	15	8	3
Schofield	.204	21	54	4	11	22	2	0	3	4	1	0	1	6	0	8	0	0
Scioniers	.274	106	314	49	86	135	19	3	8	46	2	1	0	17	2	41	4	2
Valentine	.240	86	271	30	65	118	10	2	13	43	1	4	0	18	0	48	2	1
Wilfong	.254	65	177	17	45	60	7	1	2	17	2	1	0	10	1	25	0	0
TOTALS	.260	162	5640	722	1467	2214	241	22	154	682	68	46	31	509	39	835	41	39
OPP.	.284	162	5760	779	1636	2393	297	35	130	725	57	50	30	496	71	668	83	61

1983 ANGELS DESIGNATED HITTERS

PLAYER	AVG	G	AB	R	H	TB	2B	3B	HR	RBI	SH	SF	HP	BB	IBB	SO	SB	CS
Beniquez	.300	6	20	6	6	6	0	0	0	2	2	0	0	0	0	3	0	0
Carew	.370	24	100	10	37	42	2	0	1	12	0	1	0	14	3	11	1	3
Clark	.333	2	6	1	2	5	0	0	1	2	0	0	0	1	0	1	0	0
DeCinces	.225	10	40	1	9	9	0	0	0	1	0	0	0	2	0	4	0	0
Downing	.255	26	98	18	25	42	2	0	5	10	0	1	1	14	2	11	0	1
Jackson, Re.	.176	62	227	23	40	64	9	0	5	23	0	3	2	34	3	85	0	1
Jackson, Ro.	.289	16	38	6	11	21	1	0	3	11	0	0	0	5	0	8	0	0
Lynn	.375	2	8	2	3	9	0	0	2	2	0	0	0	1	0	2	0	0
Narron	.250	1	4	0	1	1	0	0	0	2	0	0	0	0	0	0	0	0
Scioniers	.309	27	94	17	29	48	7	0	4	17	0	0	0	5	1	13	1	1
TOTALS	.257	162	635	84	163	247	21	0	21	82	2	5	3	76	9	138	2	6

1983 ANGELS PITCHING

PITCHER	W-L	ERA	G	GS	CG	SHO	SV	IP	H	R	ER	HR	HB	BB	IB	SO	WP	BK
Brown, C.	1-1	7.31	10	0	0	0	0	16	25	13	13	1	0	4	1	7	1	0
Brown, S.	2-3	3.52	12	4	2	1	0	46	45	19	18	4	0	16	1	23	0	0
Corbett	1-1	3.63	11	0	0	0	0	17.1	26	10	7	1	1	4	2	18	0	0
Curtis	1-2	3.80	37	3	0	0	5	90	89	44	38	5	2	40	11	36	8	0
Forsch	11-12	4.06	31	31	11	1	0	219.1	226	107	99	21	4	61	6	81	6	0
Goltz	0-6	6.22	15	6	0	0	0	63.2	81	48	44	10	1	37	2	27	1	1
Hassler	0-5	5.45	42	0	0	0	4	36.1	42	22	22	2	0	17	8	20	5	0
John	11-13	4.33	34	34	9	0	0	234.2	287	126	113	20	2	49	5	65	11	0
Kison	11-5	4.05	26	17	4	1	2	126.2	128	59	57	13	4	43	4	83	0	0
Lacey	1-2	5.19	8	0	0	0	0	8.2	12	5	5	1	0	0	0	7	0	0
McLaughlin	2-4	5.17	16	7	0	0	0	55.2	63	32	32	3	2	22	3	45	0	0
Sanchez	10-8	3.66	56	1	0	0	7	98.1	92	42	40	6	3	40	14	49	2	0
Steiner	3-2	4.82	19	5	0	0	0	61.2	77	40	33	3	3	18	4	25	1	0
Travers	0-3	5.91	10	7	0	0	0	42.2	58	32	28	4	2	19	1	24	4	0
Witt	7-14	4.91	43	19	2	0	5	154	173	90	84	14	6	75	7	77	8	0
Zahn	9-11	3.33	29	28	11	3	0	203	212	90	75	22	0	51	2	81	4	0
TOTALS	70-92	4.32	162	162	39	7	23	1474	1636	779	708	130	30	496	72	668	51	1
OPP.	92-70	3.93	162	162	35	11	37	1483.1	1467	722	648	154	31	509	—	835	35	5

WIN STREAK: 7, May 22-29

LOSING STREAK: 6, Sept. 8-14



YEAR-BY-YEAR STATISTICAL REVIEW

2009 ANGELS INFORMATION GUIDE

1984 ANGELS BATTING

PLAYER	AVG	G	AB	R	H	TB	2B	3B	HR	RBI	SH	SF	HP	BB	IBB	SO	SB	CS
Beniquez	.336	110	354	60	119	160	17	0	8	39	4	3	3	18	0	43	0	3
Boone	.202	139	450	33	91	118	16	1	3	32	6	5	0	25	1	45	3	3
Brown	.284	62	148	19	42	77	8	3	7	22	2	0	0	13	1	23	0	2
Burleson	.000	7	4	2	0	0	0	0	0	0	1	0	0	0	0	2	0	0
Carew	.295	93	329	42	97	116	8	1	3	31	5	4	0	40	1	39	4	3
DeCinces	.269	146	547	77	147	236	23	3	20	82	0	12	0	53	4	79	4	1
Downing	.275	156	539	65	148	249	28	2	23	91	3	9	7	70	3	66	0	4
Griech	.256	116	363	60	93	164	15	1	18	58	6	4	2	57	3	70	2	5
Jackson, Re.	.223	143	525	67	117	213	17	2	25	81	1	0	3	55	7	141	8	4
Jackson, Ro.	.165	33	91	5	15	19	2	1	0	5	1	1	0	7	0	13	0	0
Lynn	.271	142	517	84	140	245	28	4	23	79	2	2	2	77	8	97	2	2
Miller	.171	17	41	5	7	7	0	0	0	1	0	0	0	4	0	9	0	0
Narrom	.247	69	150	9	37	51	5	0	3	17	1	2	1	8	1	12	0	0
Pettis	.227	140	397	63	90	119	11	6	2	29	5	1	3	60	1	115	48	17
Picciolo	.202	87	119	18	24	33	6	0	1	9	8	1	0	0	0	21	0	1
Schofield	.193	140	400	39	77	105	10	3	4	21	13	0	6	33	0	79	5	2
Scorners	.244	57	160	14	39	55	4	0	4	17	0	0	0	13	2	17	1	2
Thomas	.138	14	29	3	4	6	0	1	0	2	1	0	0	3	0	4	0	0
Wilfong	.248	108	307	31	76	111	13	2	6	33	6	2	2	20	0	53	3	2
TOTALS	.249	162	5470	696	1363	2084	211	30	150	649	65	46	29	556	32	928	80	51
OPP.	.271	162	5631	697	1526	2273	256	31	143	655	48	54	27	474	59	754	71	50

1984 ANGELS DESIGNATED HITTERS

PLAYER	AVG	G	AB	R	H	TB	2B	3B	HR	RBI	SH	SF	HP	BB	IBB	SO	SB	CS
Brown	.222	3	9	1	2	3	1	0	0	0	0	0	0	1	0	2	0	0
Carew	.500	1	4	0	2	2	0	0	0	0	0	0	0	1	0	0	0	0
DeCinces	.353	5	17	1	6	7	1	0	0	1	0	0	0	5	0	5	0	0
Downing	.222	21	72	8	16	32	4	0	4	15	1	1	0	7	0	9	0	0
Jackson, Re.	.225	134	507	66	114	208	15	2	25	80	1	0	3	55	6	136	8	4
Scorners	.250	1	4	0	1	1	0	0	0	0	0	0	0	0	0	0	0	0
Wilfong	.000	1	0	0	0	0	0	0	0	0	0	0	0	0	0	0	0	0
TOTALS	.230	162	613	76	141	253	21	2	29	96	2	1	3	69	6	152	8	4

1984 ANGELS PITCHING

PITCHER	W-L	ERA	G	GS	CG	SHO	SV	IP	H	R	ER	HR	HB	BB	IB	SO	WP	BK
Aase	4-1	1.62	23	0	0	0	8	39	30	7	7	1	0	19	5	28	0	0
Brown	0-1	9.00	3	3	0	0	0	11	16	13	11	0	0	9	1	5	1	0
Cliburn	0-0	13.50	1	0	0	0	0	2	3	3	3	0	0	1	1	1	0	0
Corbett	5-1	2.12	45	1	0	0	4	85	76	22	20	2	2	30	12	48	2	0
Curtis	1-2	4.40	17	0	0	0	0	28	30	16	14	4	0	11	1	18	3	0
Forsich	1-1	2.20	2	2	1	0	0	16	14	4	4	2	0	3	0	10	0	0
John	7-13	4.52	32	29	4	1	0	181.1	223	97	91	15	4	56	3	47	11	0
Kaufman	2-3	4.57	29	1	0	0	1	69	68	37	35	13	0	20	4	41	1	1
Kison	4-5	5.37	20	7	0	0	2	65.1	72	42	39	10	6	28	3	66	4	0
LaCorte	1-2	7.06	13	1	0	0	0	29.1	33	26	23	9	0	13	4	13	2	0
Romanick	12-12	3.76	33	33	8	2	0	229.2	240	107	96	23	4	61	3	87	3	0
Sanchez	9-7	3.33	49	0	0	0	11	83.2	84	34	31	10	3	33	9	62	1	1
Slaton	7-10	4.97	32	22	5	1	0	163.2	192	95	90	22	2	56	5	67	6	0
Smith	0-0	18.00	1	0	0	0	0	1	4	2	2	1	0	0	0	0	0	0
Steiner	0-1	16.88	1	1	0	0	0	2.2	6	5	5	0	0	2	1	2	0	0
Swan	0-1	10.80	2	1	0	0	0	5	8	6	6	3	0	0	0	2	0	0
Witt	15-11	3.47	34	34	9	2	0	246.2	227	103	95	17	5	84	3	196	7	1
Zahn	13-10	3.12	28	28	9	5	0	199.1	200	78	69	11	1	48	4	61	3	0
TOTALS	81-81	3.96	162	162	36	12	26	1458	1526	697	641	143	27	474	59	754	44	3
OPP.	81-81	3.78	162	162	31	12	27	1457.1	1363	696	612	150	29	556	—	928	48	12

WIN STREAK: 5, April 17-22

LOSING STREAK: 7, Aug. 15-21



YEAR-BY-YEAR STATISTICAL REVIEW

2009 ANGELS INFORMATION GUIDE

1985 ANGELS BATTING

PLAYER	AVG	G	AB	R	H	TB	2B	3B	HR	RBI	SH	SF	HP	BB	IBB	SO	SB	CS
Beniquez	.304	132	411	54	125	172	13	5	8	42	9	1	5	34	3	48	4	3
Boone	.248	150	460	37	114	146	17	0	5	55	16	4	3	37	2	35	1	2
Brown	.268	60	153	23	41	64	9	1	4	20	3	0	1	7	0	21	0	1
Carew	.280	127	443	69	124	153	17	3	2	39	9	1	1	64	9	47	5	5
DeCinces	.244	120	427	50	104	188	22	1	20	78	5	7	2	47	11	71	1	4
Downing	.263	150	520	80	137	222	23	1	20	85	5	4	13	78	3	61	5	3
Gerber	.264	65	91	8	24	29	1	2	0	6	3	1	0	2	0	3	0	3
Grich	.242	144	479	74	116	178	17	3	13	53	8	0	3	81	3	77	3	5
Hendrick	.122	16	41	5	5	12	1	0	2	6	0	1	0	4	1	8	0	0
Howell	.197	43	137	19	27	46	4	0	5	18	4	1	0	16	2	33	1	1
Jackson	.252	143	460	64	116	224	27	0	27	85	0	2	1	78	12	138	1	2
Jones	.231	125	389	66	90	174	17	2	21	67	8	2	0	57	2	82	7	4
Keedy	.500	3	4	1	2	6	1	0	1	1	0	0	0	0	0	0	0	1
Linares	.258	18	43	7	11	22	2	0	3	11	0	1	0	2	0	5	2	0
Miller	.375	51	48	8	18	28	2	1	2	7	0	0	1	1	0	10	0	1
Narron	.220	67	132	12	29	48	4	0	5	14	0	0	0	11	2	17	0	0
Pettis	.257	125	443	67	114	143	10	8	1	32	9	2	0	62	0	125	56	9
Polidor	1.000	2	1	1	1	1	0	0	0	0	0	0	0	0	0	0	0	0
Schofield	.219	147	438	50	96	145	19	3	8	41	12	3	8	35	0	70	11	4
Sconiers	.286	44	98	14	28	42	6	1	2	12	0	3	0	15	0	18	2	1
White	.143	21	7	7	1	1	0	0	0	0	0	1	1	0	3	3	1	1
Wilfong	.189	83	217	16	41	56	3	0	4	13	8	2	0	16	1	32	4	1
TOTALS	.251	162	5442	732	1364	2100	215	31	153	685	99	35	39	648	51	902	106	51
OPP.	.263	162	5531	703	1453	2290	252	36	171	674	48	44	27	514	30	767	79	56

1985 ANGELS DESIGNATED HITTERS

PLAYER	AVG	G	AB	R	H	TB	2B	3B	HR	RBI	SH	SF	HP	BB	IBB	SO	SB	CS
Beniquez	.281	14	32	4	9	16	1	0	2	6	0	0	1	2	0	7	0	0
Brown	.100	7	10	1	1	1	0	0	0	0	0	0	1	1	0	3	0	0
DeCinces	.071	3	14	1	1	1	0	0	0	0	0	0	0	0	0	2	0	0
Downing	.217	25	83	12	18	30	3	0	3	15	0	1	2	13	0	9	1	0
Gerber	.000	1	0	1	0	0	0	0	0	0	0	0	0	0	0	0	0	0
Grich	.238	6	21	0	5	7	2	0	0	1	1	0	0	1	0	3	1	0
Hendrick	.000	1	3	0	0	0	0	0	0	0	0	0	0	0	0	1	0	0
Jackson	.196	52	168	25	33	65	8	0	8	26	0	2	1	35	9	65	0	2
Jones	.262	43	130	27	34	64	8	2	6	30	1	1	0	19	0	30	1	1
Linares	.250	14	40	6	10	21	2	0	3	10	0	1	0	1	0	4	1	0
Miller	.400	4	10	0	4	4	0	0	0	0	0	0	0	0	0	2	0	1
Narron	.182	7	22	1	4	8	1	0	1	1	0	0	0	1	1	2	0	0
Sconiers	.250	20	68	10	17	27	2	1	2	8	0	2	0	11	0	15	2	1
Wilfong	.000	2	4	0	0	0	0	0	0	0	0	0	0	0	0	0	0	0
TOTALS	.225	162	605	88	136	244	27	3	25	97	2	7	5	84	10	143	6	5

1985 ANGELS PITCHING

PITCHER	W-L	ERA	G	GS	CG	SHO	SV	IP	H	R	ER	HR	HB	BB	IB	SO	WP	BK
Candelaria	7-3	3.80	13	13	1	1	0	71	70	33	30	7	3	24	1	53	2	0
Clements	5-0	3.34	41	0	0	0	1	62	47	23	23	4	2	25	2	19	1	0
Cliburn	9-3	2.09	44	0	0	0	6	99	87	25	23	5	1	26	6	48	2	0
Corbett	3-3	4.89	30	0	0	0	0	46	49	33	25	7	1	20	3	24	0	0
Fowlkes	0-0	9.00	2	0	0	0	0	7	8	7	7	4	0	4	0	5	1	0
Holland	0-1	1.48	15	0	0	0	0	24.1	17	4	4	4	0	10	1	14	1	0
John	2-4	4.70	12	6	0	0	0	38.1	51	22	20	3	1	15	1	17	5	0
Kipper	0-1	21.60	2	1	0	0	0	3.1	7	8	8	1	0	3	0	0	0	0
Lugo	3-4	3.69	20	10	1	0	0	83	86	36	34	10	4	29	1	42	2	0
Mack	0-1	15.43	1	1	0	0	0	2.1	8	4	4	0	0	0	0	0	0	0
McCaskill	12-12	4.70	30	29	6	1	0	189.2	189	105	99	23	4	64	1	102	5	0
Moore	8-8	1.92	65	0	0	0	31	103	91	28	22	9	0	21	3	72	2	0
Romanick	14-9	4.11	31	31	6	1	0	195	210	101	89	29	4	62	1	64	2	3
Sanchez	2-0	5.72	26	0	0	0	2	61.1	67	41	39	9	1	27	3	34	2	0
Slaton	6-10	4.37	29	24	1	0	1	148.1	162	82	72	22	2	63	1	60	8	0
Smith	0-0	7.20	4	0	0	0	0	5	5	4	4	1	0	1	0	3	0	0
Sutton	2-2	3.69	5	5	0	0	0	31.2	27	13	13	6	0	8	0	16	0	0
Witt	15-9	3.56	35	35	6	1	0	250	228	115	99	22	4	98	6	180	11	1
Zahn	2-2	4.38	7	7	1	1	0	37	44	19	18	5	0	14	0	14	1	0
TOTALS	90-72	3.91	162	162	22	8	41	1457.1	1453	703	633	171	27	514	30	767	45	4
OPP.	72-90	4.04	162	162	25	10	34	1455.1	1364	732	653	153	39	648	—	902	28	13

WIN STREAK: 6, April 25-30

LOSING STREAK: 5, July 25-30

ANGELS EDIT



YEAR-BY-YEAR STATISTICAL REVIEW

2009 ANGELS INFORMATION GUIDE

1986 ANGELS BATTING

PLAYER	AVG	G	AB	R	H	TB	2B	3B	HR	RBI	SH	SF	HP	BB	IBB	SO	SB	CS
Boone	.222	144	442	48	98	135	12	2	7	49	12	6	0	43	1	30	1	0
Burleson	.284	93	271	35	77	106	14	0	5	29	6	1	1	33	1	32	1	3
DeCinces	.256	140	512	69	131	235	20	3	26	96	2	4	2	52	4	74	2	2
Downing	.267	152	513	90	137	232	27	4	20	95	3	8	17	90	2	84	4	4
Grich	.268	98	313	42	84	129	18	0	9	30	10	1	3	39	1	54	1	3
Hendrick	.272	102	283	45	77	134	13	1	14	47	4	3	1	26	5	41	1	1
Howell	.272	63	151	26	41	71	14	2	4	21	3	2	0	19	0	28	2	0
Jackson	.241	132	419	65	101	171	12	-2	18	58	0	3	3	92	11	115	1	1
Jones	.229	126	393	73	90	168	21	3	17	49	7	3	3	64	5	87	10	3
Joyner	.290	154	593	82	172	271	27	3	22	100	10	12	2	57	8	58	5	2
McLemore	.000	5	4	0	0	0	0	0	0	0	1	0	0	1	0	2	0	1
Miller	.228	33	57	6	13	17	2	1	0	4	0	1	0	4	0	8	0	0
Narron	.221	57	95	5	21	29	3	1	1	8	1	1	1	9	0	14	0	0
Pettis	.258	154	539	93	139	185	23	4	5	58	15	5	0	69	2	132	50	13
Polidor	.263	6	19	1	5	6	1	0	0	1	0	0	0	1	0	0	0	0
Ryal	.375	13	32	6	12	18	0	0	2	5	0	0	0	2	1	4	1	0
Schofield	.249	139	458	67	114	182	17	6	13	57	9	9	5	48	2	55	23	5
White	.235	29	51	8	12	18	1	1	1	3	0	0	0	6	0	8	6	0
Wilfong	.219	92	288	25	63	89	11	3	3	33	8	2	2	16	2	34	1	4
TOTALS	.255	162	5433	786	1387	2196	236	36	167	743	91	61	40	671	45	860	109	42
OPP.	.248	162	5476	684	1356	2107	228	32	153	652	41	44	27	478	19	955	61	55

1986 ANGELS DESIGNATED HITTERS

PLAYER	AVG	G	AB	R	H	TB	2B	3B	HR	RBI	SH	SF	HP	BB	IBB	SO	SB	CS
Burleson	.275	38	131	18	36	49	4	0	3	12	1	0	0	10	0	18	0	2
DeCinces	.250	3	12	2	3	5	2	0	0	0	0	0	0	0	0	2	0	0
Downing	.243	10	37	6	9	20	3	1	2	5	0	1	1	6	0	8	0	0
Hendrick	.250	4	8	1	2	2	0	0	0	1	0	0	0	1	0	1	0	0
Howell	.000	2	3	1	0	0	0	0	0	0	0	0	0	1	0	0	0	0
Jackson	.236	121	403	63	95	164	11	2	18	54	0	3	3	89	11	113	1	1
Miller	.667	2	3	1	2	3	1	0	0	0	0	0	0	1	0	0	0	0
Narron	.667	2	3	0	2	2	0	0	0	2	0	1	0	1	0	0	0	0
Pettis	.000	1	0	1	0	0	0	0	0	0	0	0	0	0	0	0	0	0
Ryal	.500	2	2	1	1	4	0	0	1	2	0	0	0	0	0	0	0	0
TOTALS	.249	162	602	94	150	249	21	3	24	76	1	5	4	109	11	142	1	3

1986 ANGELS PITCHING

PITCHER	W-L	ERA	G	GS	CG	SHO	SV	IP	H	R	ER	HR	HB	BB	IB	SO	WP	BK
Bryden	2-1	6.55	16	0	0	0	0	34.1	38	25	25	4	2	21	0	25	2	0
Candelaria	10-2	2.55	16	16	1	1	0	91.2	68	30	26	4	3	26	2	81	2	1
Chadwick	0-5	7.24	7	7	0	0	0	27.1	39	26	22	5	1	15	0	9	1	0
Cook	0-2	9.00	5	1	0	0	0	9	13	12	9	3	0	7	1	6	0	0
Corbett	4-2	3.66	46	0	0	0	10	78.2	66	36	32	11	1	22	2	36	2	0
Finley	3-1	3.30	25	0	0	0	0	46.1	40	17	17	2	1	23	1	37	2	0
Fischer	0-0	4.24	9	0	0	0	0	17	18	8	8	4	0	8	2	7	0	1
Forsch	0-1	9.53	10	0	0	0	1	17	24	21	18	4	2	10	0	13	0	0
Forster	4-1	3.51	41	0	0	0	5	41	47	18	16	2	3	17	1	28	0	0
Fraser	0-0	8.31	1	1	0	0	0	4	6	4	4	0	0	1	0	2	0	0
Lucas	4-1	3.15	27	0	0	0	2	45.2	45	19	16	1	0	6	0	31	5	0
Lugo	1-1	3.80	6	3	0	0	0	21.1	21	9	9	4	0	6	0	9	0	0
McCaskill	17-10	3.36	34	33	10	2	0	246.1	207	98	92	19	5	92	1	202	10	2
Moore	4-5	2.97	49	0	0	0	21	72.2	60	28	24	10	0	22	4	53	4	1
Romanick	5-8	5.50	18	18	1	1	0	106.1	124	68	65	13	0	44	0	38	4	0
Ruhle	1-3	4.15	16	3	0	0	1	47.2	46	25	22	5	1	7	0	23	1	0
Slaton	4-6	5.65	14	12	0	0	0	73.1	84	52	46	9	2	29	4	31	1	0
Sutton	15-11	3.74	34	34	3	1	0	207	192	93	86	31	3	49	2	116	4	1
Witt	18-10	2.84	34	34	14	3	0	269	218	95	85	22	3	73	2	208	6	0
TOTALS	92-70	3.84	408	162	29	12	40	1456	1356	684	621	153	27	478	19	955	44	6
OPP.	70-92	4.38	162	162	27	10	30	1443	1387	786	702	167	40	671	—	860	48	11

WIN STREAK: 7, Aug. 24-31

LOSING STREAK: 5, May 21-25



YEAR-BY-YEAR STATISTICAL REVIEW

2009 ANGELS INFORMATION GUIDE

1987 ANGELS BATTING

PLAYER	AVG	G	AB	R	H	TB	2B	3B	HR	RBI	SH	SF	HP	BB	IBB	SO	SB	CS
Armas	.198	28	81	8	16	30	3	1	3	9	1	1	0	1	0	11	1	0
Boone	.242	128	389	42	94	121	18	0	3	33	14	3	1	35	0	36	0	2
Buckner	.306	57	183	16	56	79	12	1	3	32	1	1	0	9	1	7	1	0
DeCinces	.234	133	453	65	106	177	23	0	16	63	2	3	2	70	6	87	3	4
Downing	.272	155	567	110	154	276	29	3	29	77	2	3	17	106	6	85	5	5
Eppard	.333	8	9	2	3	3	0	0	0	0	0	0	0	2	0	0	0	0
Fimble	.200	13	10	1	2	2	0	0	0	1	0	0	0	1	0	2	0	0
Hendrick	.241	65	162	14	39	64	10	0	5	25	0	0	0	14	1	18	0	0
Howell	.245	138	449	64	110	207	18	5	23	64	1	2	2	57	4	118	4	3
Jones	.245	85	192	25	47	83	8	2	8	28	1	0	0	20	2	38	2	1
Joyner	.285	149	564	100	161	298	33	1	34	117	2	10	5	72	12	64	8	2
McLemore	.236	138	433	61	102	130	13	3	3	41	15	3	0	48	0	72	25	8
Miller	.241	53	108	14	26	43	5	0	4	16	2	3	2	9	0	13	1	0
Pettis	.208	133	394	49	82	102	13	2	1	17	1	0	1	52	0	124	24	5
Polidor	.263	63	137	12	36	45	3	0	2	15	0	1	1	2	0	15	0	0
Ray	.346	30	127	16	44	55	11	0	0	15	1	1	0	3	0	10	0	0
Ryal	.200	58	100	7	20	41	6	0	5	18	1	0	0	3	1	15	0	0
Schofield	.251	134	479	52	120	170	17	3	9	46	10	3	2	37	0	63	19	3
White	.263	159	639	103	168	283	33	5	24	87	14	2	2	39	2	135	32	11
Wilson	.500	7	2	5	1	1	0	0	0	1	0	0	1	0	0	0	0	0
Wynegar	.207	31	92	4	19	21	2	0	0	5	1	0	0	9	0	13	0	0
TOTALS	.252	162	5570	770	1406	2231	257	26	172	709	70	36	35	590	35	926	125	44
OPP.	.264	162	5600	803	1481	2408	243	24	212	755	50	34	32	504	30	941	72	58

1987 ANGELS DESIGNATED HITTERS

PLAYER	AVG	G	AB	R	H	TB	2B	3B	HR	RBI	SH	SF	HP	BB	IBB	SO	SB	CS
Boone	1.000	1	1	0	1	1	0	0	0	0	0	0	0	0	0	0	0	0
Buckner	.275	39	149	14	41	60	10	0	3	23	1	1	0	9	1	5	1	0
DeCinces	.000	1	1	0	0	0	0	0	0	0	0	0	0	0	0	1	0	0
Downing	.273	118	444	85	121	221	22	3	24	63	2	2	12	84	4	63	2	4
Hendrick	.000	5	4	0	0	0	0	0	0	0	0	0	0	0	0	0	0	0
Jones	.667	3	3	0	2	2	0	0	0	0	0	0	0	2	0	0	0	0
McLemore	.000	3	1	1	0	0	0	0	0	0	0	0	0	0	0	1	0	1
Miller	—	1	—	1	0	0	0	0	0	0	0	0	0	0	0	0	0	0
Ray	.500	1	4	1	2	2	0	0	0	0	0	0	0	0	0	0	0	0
Ryal	.235	5	17	2	4	8	1	0	1	2	0	0	0	0	0	3	0	0
Schofield	.750	1	4	0	3	5	2	0	0	1	0	0	0	0	0	1	0	0
Wilson	1.000	2	1	2	1	1	0	0	0	0	0	0	0	0	0	0	0	0
Wynegar	.000	1	1	0	0	0	0	0	0	0	0	0	0	0	0	0	0	0
TOTALS	.278	162	630	106	175	300	35	3	28	89	3	3	12	95	5	74	3	5

1987 ANGELS PITCHING

PITCHER	W-L	ERA	G	GS	CG	SHO	SV	IP	H	R	ER	HR	HB	BB	IB	SO	WP	BK
Buice	6-7	3.39	57	0	0	0	17	114	87	45	43	12	2	40	3	109	3	0
Candelaria	8-6	4.71	20	20	0	0	0	116.2	127	70	61	17	1	20	0	74	0	0
Cook	1-2	5.50	16	1	0	0	0	34.1	34	21	21	7	0	18	0	27	3	1
Finley	2-7	4.67	35	3	0	0	0	90.2	102	54	47	7	3	43	3	63	4	3
Fraser	10-10	3.92	36	23	5	1	1	176.2	160	85	77	26	6	63	3	106	12	1
Garcia	0-0	16.20	1	0	0	0	0	1.2	3	4	3	0	0	3	0	0	1	0
Harvey	0-0	0.00	3	0	0	0	0	5	6	0	0	0	0	2	0	3	3	0
Lazoriko	5-6	4.59	26	11	2	0	0	117.2	108	68	60	20	2	44	5	55	3	1
Lucas	1-5	3.63	48	0	0	0	3	74.1	65	41	30	7	2	35	5	44	3	1
Lugo	0-2	9.32	7	5	0	0	0	28	42	34	29	8	0	18	0	24	3	0
McCaskill	4-6	5.67	14	13	1	1	0	74.2	84	52	47	14	2	34	0	56	1	0
Minton	5-4	3.08	41	0	0	0	10	76	71	28	26	4	1	29	4	35	2	0
Moore	2-2	2.70	14	0	0	0	5	26.2	28	12	8	2	0	13	2	17	0	0
Reuss	4-5	5.25	17	16	1	1	0	82.1	112	60	48	16	2	17	1	37	3	0
Sutton	11-11	4.70	35	34	1	0	0	191.2	199	101	100	38	7	41	0	99	7	0
Witt	16-14	4.01	36	36	10	0	0	247	252	128	110	34	4	84	4	192	6	0
TOTALS	75-87	4.38	162	162	20	7	36	1457.1	1481	803	709	212	32	504	30	941	54	7
OPP.	87-75	4.19	162	162	25	11	36	1462	1406	770	681	172	35	590	35	926	58	15

WIN STREAK: 8, June 21-29

LOSING STREAK: 9, May 22-31



YEAR-BY-YEAR STATISTICAL REVIEW

2009 ANGELS INFORMATION GUIDE

1988 ANGELS BATTING

PLAYER	AVG	G	AB	R	H	TB	2B	3B	HR	RBI	SH	SF	HP	BB	IBB	SO	SB	CS
Armas	.272	120	368	42	100	163	20	2	13	49	1	2	0	22	0	87	1	3
Bichette	.261	21	46	1	12	14	2	0	0	8	0	4	0	0	0	7	0	0
Boone	.295	122	352	38	104	136	17	0	5	39	9	0	2	29	2	26	2	2
Bosley	.280	35	75	9	21	26	5	0	0	7	1	3	0	6	0	12	1	1
Brown	.220	18	50	4	11	13	2	0	0	3	1	0	0	1	0	12	0	0
Buckner	.209	19	43	1	9	9	0	0	0	9	0	1	0	4	0	0	2	0
Davis, C.	.268	158	600	81	161	259	29	3	21	93	1	10	0	56	14	118	9	10
Davis, D.	.000	6	12	1	0	0	0	0	0	0	0	0	1	0	0	3	0	0
Dorsett	.091	7	11	0	1	1	0	0	0	2	0	0	0	1	0	5	0	0
Downing	.242	135	484	80	117	214	18	2	25	64	5	6	14	81	5	63	3	4
Eppard	.283	56	113	7	32	37	3	1	0	14	2	0	0	11	0	15	0	0
Hendrick	.244	69	127	12	31	41	1	0	3	19	1	3	1	7	1	20	0	1
Howell	.254	154	500	59	127	211	32	2	16	63	4	2	6	46	8	130	2	6
Joyner	.295	158	597	81	176	250	31	2	13	85	0	6	5	55	14	51	8	2
McLemore	.240	77	233	38	56	77	11	2	2	16	5	2	0	25	0	28	13	7
Miller	.221	70	140	21	31	43	4	1	2	7	3	0	5	9	0	29	2	1
Noboa	.063	21	16	4	1	1	0	0	0	0	0	0	0	0	0	1	0	0
Polidor	.148	54	81	4	12	15	3	0	0	4	3	0	0	3	0	11	0	0
Ramos	.133	10	15	3	2	2	0	0	0	0	0	0	0	0	0	0	0	0
Ray	.306	153	602	75	184	258	42	7	6	83	9	8	4	36	2	38	4	1
Redfield	.000	1	2	0	0	0	0	0	0	0	0	0	0	0	0	0	0	0
Schofield	.239	155	527	61	126	167	11	6	6	34	11	2	9	40	0	57	20	5
Walker	.154	33	78	8	12	13	1	0	0	2	2	0	0	6	0	15	2	1
White	.259	122	455	76	118	177	22	2	11	51	5	1	2	23	1	84	17	8
Wynegar	.255	27	55	8	14	23	4	1	1	8	0	2	0	8	1	7	0	0
TOTALS	.261	162	5582	714	1458	2150	258	31	124	660	63	52	49	469	48	819	86	52
OPP.	.270	162	5568	771	1503	2235	253	37	135	711	52	67	42	568	67	817	98	64

1988 ANGELS DESIGNATED HITTERS

PLAYER	AVG	G	AB	R	H	TB	2B	3B	HR	RBI	SH	SF	HP	BB	IBB	SO	SB	CS
Armas	.091	5	11	1	1	4	0	0	1	1	0	0	0	2	0	2	0	0
Bosley	.250	2	4	1	1	1	0	0	0	0	0	0	0	1	0	1	0	0
Buckner	.184	11	38	1	7	7	0	0	0	3	0	0	0	2	0	0	2	0
Davis, C.	.154	3	13	2	2	5	0	0	1	2	0	0	0	0	0	4	0	0
Downing	.241	132	481	80	116	213	18	2	25	64	5	6	14	81	5	63	3	4
Eppard	.310	10	29	3	9	9	0	0	0	4	1	0	0	2	0	4	0	0
Hendrick	.143	3	7	1	1	1	0	0	0	1	0	0	0	1	1	2	0	0
McLemore	.000	1	1	1	0	0	0	0	0	0	0	0	0	0	0	0	0	0
Miller	.000	1	1	0	0	0	0	0	0	0	0	0	0	0	0	0	0	0
Polidor	.000	1	0	0	0	0	0	0	0	0	0	0	0	0	0	0	0	0
Ray	.304	6	23	1	7	9	2	0	0	5	0	0	0	2	0	2	0	0
TOTALS	.237	162	608	91	144	249	20	2	27	80	6	6	14	91	6	78	5	4

1988 ANGELS PITCHING

PITCHER	W-L	ERA	G	GS	CG	SHO	SV	IP	H	R	ER	HR	HB	BB	IB	SO	WP	BK
Buice	2-4	5.88	32	0	0	0	3	41.1	45	29	27	5	0	19	3	38	3	2
Clark	6-6	5.07	15	15	2	1	0	94	120	54	53	8	0	31	6	39	5	2
Cliburn	4-2	4.07	40	1	0	0	0	84	83	45	38	11	6	32	6	42	1	4
Cook	0-1	4.91	3	0	0	0	0	3.2	4	2	2	0	1	1	0	2	1	0
Corbett	2-1	4.14	34	0	0	0	1	45.2	47	23	21	2	0	23	3	28	2	0
DiMichele	0-0	9.64	4	0	0	0	0	4.2	5	5	5	2	0	2	0	1	0	1
Finley	9-15	4.17	31	31	2	0	0	194.1	191	95	90	15	6	82	7	111	5	8
Fraser	12-13	5.41	34	32	2	0	0	194.2	203	129	117	33	9	80	7	86	12	6
Harvey	7-5	2.13	50	0	0	0	17	76	59	22	18	4	1	20	6	67	4	1
Krawczyk	0-1	4.81	14	1	0	0	1	24.1	29	13	13	2	2	8	1	17	2	0
Lazorko	0-1	3.35	10	3	0	0	0	37.2	37	15	14	5	1	16	0	19	0	1
Lovelace	0-0	13.50	3	0	0	0	0	1.1	2	2	2	1	0	3	0	0	0	0
Lugo	0-0	9.00	1	0	0	0	0	2	2	2	2	1	0	1	0	1	0	0
McCaskill	8-6	4.31	23	23	4	2	0	146.1	155	78	70	9	1	61	3	98	13	2
Minton	4-5	2.85	44	0	0	0	7	79	67	37	25	1	3	34	10	46	4	1
Monteleone	0-0	0.00	3	0	0	0	0	4.1	4	0	0	0	1	1	1	3	0	1
Moore	5-2	4.91	27	0	0	0	4	33	48	20	18	4	0	8	2	22	2	4
Petry	3-9	4.38	22	22	4	1	0	139.2	139	70	68	18	6	59	5	64	5	2
Witt	13-16	4.15	34	34	12	2	0	249.2	263	130	115	14	5	87	7	133	9	2
TOTALS	75-87	4.32	162	162	26	9	33	1455.2	1503	771	698	135	42	568	67	817	68	37
OPP.	87-75	3.89	162	162	26	7	48	1460.2	1458	714	632	124	49	469	48	819	35	43

WIN STREAK: 7, July 6-15 & July 27-Aug. 2

LOSING STREAK: 12, Sept. 19-Oct. 2



YEAR-BY-YEAR STATISTICAL REVIEW

2009 ANGELS INFORMATION GUIDE

1989 ANGELS BATTING

PLAYER	AVG	G	AB	R	H	TB	2B	3B	HR	RBI	SH	SF	HP	BB	IBB	SO	SB	CS
Anderson	.229	86	223	27	51	59	6	1	0	17	6	1	1	17	0	42	1	2
Armas	.257	60	202	22	52	94	7	1	11	30	0	2	0	7	2	48	0	0
Bichette	.210	48	138	13	29	45	7	0	3	15	0	2	0	6	0	24	3	0
Brady	.500	2	2	0	1	2	1	0	0	1	0	0	0	0	0	1	0	0
DiSarcina	.271	154	560	81	152	244	24	1	22	90	3	6	0	61	12	109	3	0
Downing	.000	2	0	0	0	0	0	0	0	0	0	0	0	0	0	0	0	0
Eppard	.283	142	544	59	154	225	25	2	14	59	0	4	6	56	3	87	0	2
Hoffman	.250	12	12	0	3	3	0	0	0	2	0	0	0	1	0	4	0	0
Hoffman	.212	48	104	9	22	28	3	0	1	3	4	0	1	3	0	13	0	2
Howell	.228	144	474	56	108	195	19	4	20	52	3	1	3	52	9	125	0	3
Joyner	.282	159	593	78	167	249	30	2	16	79	1	8	6	46	7	58	3	2
McLemore	.243	32	103	12	25	30	3	1	0	14	3	1	1	7	0	19	6	1
Orton	.179	16	39	4	7	8	1	0	0	4	1	0	0	2	0	17	0	0
Parrish	.238	124	433	48	103	168	12	1	17	50	1	4	2	42	6	104	1	1
Ray	.289	134	530	52	153	190	16	3	5	62	4	12	0	36	3	30	6	3
Rose	.211	14	38	4	8	16	1	2	1	3	1	0	1	2	0	10	0	0
Schofield	.228	91	302	42	69	96	11	2	4	26	11	2	3	28	0	47	9	3
Schroeder	.203	41	138	16	28	48	2	0	6	15	3	0	0	3	0	44	0	0
Tingley	.333	4	3	0	1	1	0	0	0	0	0	0	0	1	0	0	0	0
Venable	.358	20	53	7	19	23	4	0	0	4	3	0	0	1	0	16	0	0
Washington	.273	110	418	53	114	179	18	4	13	42	3	1	2	27	3	84	13	5
White	.245	156	636	86	156	236	18	13	12	56	7	2	2	31	3	129	44	16
TOTALS	.256	162	5545	669	1422	2139	208	37	145	624	54	46	28	429	48	1011	89	40
OPP.	.253	162	5470	578	1384	1968	201	22	113	551	54	50	29	465	19	897	111	42

1989 ANGELS DESIGNATED HITTERS

PLAYER	AVG	G	AB	R	H	TB	2B	3B	HR	RBI	SH	SF	HP	BB	IBB	SO	SB	CS
Anderson	.333	1	3	0	1	1	0	0	0	1	1	0	0	0	0	0	0	0
Armas	.278	6	18	4	5	13	2	0	2	4	0	1	0	1	1	4	0	0
Davis	.227	6	22	1	5	8	3	0	0	2	0	0	0	2	0	7	0	0
Downing	.284	141	543	59	154	225	25	2	14	59	0	4	6	56	3	87	0	2
Hoffman	.000	1	4	0	0	0	0	0	0	0	0	0	0	0	0	0	0	0
Parrish	.250	2	8	0	2	4	2	0	0	2	0	0	0	0	0	1	0	0
Washington	.214	7	28	2	6	8	0	1	0	3	0	0	0	2	0	5	0	0
White	.000	1	0	1	0	0	0	0	0	0	0	0	0	0	0	0	0	0
TOTALS	.277	162	629	67	174	260	32	3	16	72	1	5	6	61	4	105	0	2

1989 ANGELS PITCHING

PITCHER	W-L	ERA	G	GS	CG	SHO	SV	IP	H	R	ER	HR	HB	BB	IB	SO	WP	BK
Abbott	12-12	3.92	29	29	4	2	0	181.1	190	95	79	13	4	74	3	115	8	2
Blyleven	17-5	2.73	33	33	8	5	0	241	225	76	73	14	8	44	2	131	2	0
Clark	0-2	4.91	4	2	0	0	0	11	13	8	6	0	0	3	0	7	2	1
Corbett	0-0	3.38	4	0	0	0	0	5.1	3	2	2	1	0	1	0	3	0	0
Fetters	0-0	8.10	1	0	0	0	0	3.1	5	4	3	1	0	1	0	4	2	0
Finley	16-9	2.57	29	29	9	1	0	199.2	171	64	57	13	2	82	0	156	4	2
Fraser	4-7	3.24	44	0	0	0	2	91.2	80	33	33	6	5	23	4	46	5	0
Harvey	3-3	3.44	51	0	0	0	25	55	36	21	21	6	0	41	1	78	5	0
McCaskill	15-10	2.93	32	32	6	4	0	212	202	73	69	16	3	59	1	107	7	2
McClure	6-1	1.55	48	0	0	0	3	52.1	39	14	9	2	1	15	1	36	2	2
Minton	4-3	2.20	62	0	0	0	8	90	76	22	22	4	2	37	4	42	3	0
Monteleone	2-2	3.18	24	0	0	0	0	39.2	39	15	14	3	1	13	1	27	2	0
Petry	3-2	5.47	19	4	0	0	0	51	53	32	31	8	1	23	0	21	2	0
Witt	9-15	4.54	33	33	5	0	0	220	252	119	111	26	2	48	1	123	7	0
TOTALS	91-71	3.28	162	162	32	20	38	1454.1	1384	578	530	113	29	465	19	897	51	9
OPP.	71-91	3.67	162	162	32	9	35	1447.2	1422	669	591	145	28	429	48	1011	47	11

WIN STREAK: 7, July 18-25

LOSING STREAK: 7, June 7-14



YEAR-BY-YEAR STATISTICAL REVIEW

2009 ANGELS INFORMATION GUIDE

1990 ANGELS BATTING

PLAYER	AVG	G	AB	R	H	TB	2B	3B	HR	RBI	SH	SF	HP	BB	IBB	SO	SB	CS
Anderson	.229	86	223	27	51	99	6	1	0	17	6	1	1	17	0	42	1	2
Bichette	.255	109	349	40	89	151	15	1	15	53	1	2	3	16	1	79	5	2
Coachman	.311	16	45	3	14	17	3	0	0	5	1	0	2	1	0	7	0	1
Davis	.265	113	412	58	109	164	17	1	12	58	0	3	0	61	4	89	1	2
DiSarcina	.140	18	57	8	8	11	1	1	0	0	1	0	0	3	0	10	1	0
Downing	.273	96	330	47	90	154	18	2	14	51	0	4	6	50	2	45	0	0
Hill	.264	103	352	36	93	124	18	2	3	32	6	4	1	29	1	27	1	2
Howell	.228	105	316	35	72	117	19	1	8	33	1	2	1	46	5	61	3	0
Joyner	.268	83	310	35	83	122	15	0	8	41	1	5	1	41	4	34	2	1
McLemore	.146	20	48	4	7	9	2	0	0	2	1	0	0	4	0	9	1	0
Orton	.190	31	84	8	16	24	5	0	1	6	2	0	1	5	0	31	0	1
Parrish	.268	133	470	54	126	212	14	0	24	70	0	2	5	46	4	107	2	2
Polonia	.336	109	381	50	128	159	7	9	2	32	3	3	1	25	1	42	20	14
Ray	.277	105	404	47	112	150	23	0	5	43	3	3	0	19	2	44	2	3
Rose	.385	7	13	5	5	8	0	0	1	2	1	0	0	2	0	1	0	0
Schofield	.255	99	310	41	79	92	8	1	1	18	13	2	2	52	3	61	3	4
Schroeder	.224	18	58	7	13	28	3	0	4	9	0	0	0	1	0	10	0	0
Schu	.268	61	157	19	42	68	8	0	6	14	0	1	0	11	0	25	0	0
Stevens	.214	67	248	28	53	84	10	0	7	32	2	3	0	22	3	75	1	1
Tingley	.000	5	3	0	0	0	0	0	0	0	0	0	0	1	0	0	0	0
Venable	.259	93	189	26	49	76	9	3	4	21	7	2	0	24	2	31	5	1
Washington	.176	12	34	3	6	10	1	0	1	3	0	0	0	2	0	8	1	0
White	.217	125	443	57	96	152	17	3	11	44	10	3	3	44	5	116	21	6
Winfield	.275	112	414	63	114	193	18	2	19	72	1	6	1	48	3	68	0	15
TOTALS	.260	162	5570	690	1448	2180	237	27	147	646	58	45	28	566	41	1000	69	43
OPP.	.267	162	5548	706	1482	2103	235	34	106	660	47	46	38	544	25	944	91	69

1990 ANGELS DESIGNATED HITTERS

PLAYER	AVG	G	AB	R	H	TB	2B	3B	HR	RBI	SH	SF	HP	BB	IBB	SO	SB	CS
Coachman	.000	2	5	0	0	0	0	0	0	0	0	0	0	0	0	1	0	0
Davis	.284	60	225	35	64	97	13	1	6	30	0	2	0	34	3	43	0	2
Downing	.280	87	322	47	90	154	18	2	14	51	0	4	6	49	2	44	0	0
Hill	.000	1	1	0	0	0	0	0	0	0	0	0	0	0	0	0	0	0
Parrish	.500	1	4	1	2	4	1	0	0	1	0	0	0	0	0	0	0	0
Polonia	.333	11	45	3	15	16	1	0	0	3	0	0	0	1	0	5	2	3
Ray	.250	1	4	0	1	1	0	0	0	0	0	0	0	0	0	0	0	0
Winfield	.364	3	11	3	4	8	1	0	1	2	0	0	0	4	0	3	0	0
TOTALS	.285	162	617	89	176	280	35	3	21	87	0	7	6	88	5	96	2	5

1990 ANGELS PITCHING

PITCHER	W-L	ERA	G	GS	CG	SHO	SV	IP	H	R	ER	HR	HB	BB	IB	SO	WP	BK
Abbott	10-14	4.51	33	33	4	1	0	211.2	246	116	106	16	5	72	6	105	4	3
Bailes	2-0	6.37	27	0	0	0	0	35.1	46	30	25	8	1	20	0	16	0	0
Byleven	8-7	5.24	23	23	2	0	0	134	163	85	78	15	7	25	0	69	6	0
Clear	0-0	5.87	4	0	0	0	0	7.2	5	7	5	0	2	9	0	6	1	0
Corbett	0-0	9.00	4	0	0	0	0	5	8	5	5	0	0	3	0	2	0	0
Eichhorn	2-5	3.08	60	0	0	0	13	84.2	98	36	29	2	6	23	0	69	2	0
Fetters	1-1	4.12	26	2	0	0	1	67.2	77	33	31	9	2	20	0	35	3	0
Finley	18-9	2.40	32	32	7	2	0	236	210	77	63	17	2	81	3	177	9	0
Fraser	5-4	3.08	45	0	0	0	2	76	69	29	26	4	0	24	3	32	1	0
Grahe	3-4	4.98	8	8	0	0	0	43.1	51	30	24	3	3	23	1	25	1	0
Harvey	4-4	3.22	54	0	0	0	25	64.1	45	24	23	4	0	35	6	82	7	1
Hill	0-0	0.00	1	0	0	0	0	1	0	0	0	0	0	1	0	1	0	0
Langston	10-17	4.40	33	33	5	1	0	223	215	120	109	13	5	104	1	195	8	0
Lewis	1-1	2.20	2	2	1	0	0	16.1	10	4	4	2	0	2	0	9	0	0
McCasill	12-11	3.25	29	29	2	1	0	174.1	161	77	63	9	2	72	1	78	6	1
McClure	2-0	6.43	11	0	0	0	0	7	7	6	5	0	0	3	0	6	0	1
Minton	1-1	2.35	11	0	0	0	0	15.1	11	4	4	1	1	7	1	4	0	0
Richardson	0-0	0.00	1	0	0	0	0	.1	1	0	0	0	0	0	0	0	0	0
Witt	0-3	1.77	10	0	0	0	1	20.1	19	9	4	1	1	13	2	14	1	0
Young	1-1	3.52	17	0	0	0	0	30.2	40	14	12	2	1	7	1	19	1	0
TOTALS	80-82	3.79	162	162	21	13	42	1454	1482	706	613	106	8	544	25	944	50	6
OPP.	82-80	3.72	162	162	12	6	55	1458.1	1448	690	602	147	28	566	41	1000	41	5

WIN STREAK: 7, May 21-27

LOSING STREAK: 5, May 3-7

YEAR-BY-YEAR STATISTICAL REVIEW

2009 ANGELS INFORMATION GUIDE

1991 ANGELS BATTING

PLAYER	AVG	G	AB	R	H	TB	2B	3B	HR	RBI	SH	SF	HP	BB	IBB	SO	SB	CS
Abner	.228	41	101	12	23	37	6	1	2	9	0	0	0	4	0	18	1	2
Amaro	.217	10	23	0	5	6	1	0	0	2	0	0	0	3	1	3	0	0
Cron	.133	6	15	0	2	2	0	0	0	0	0	0	0	2	0	5	0	0
Davis	.000	3	2	0	0	0	0	0	0	0	0	0	0	0	0	0	0	0
DiSarcina	.211	18	57	5	12	14	2	0	0	3	2	0	2	3	0	4	0	0
Felix	.283	66	230	32	65	85	10	2	2	26	0	2	3	11	0	55	7	5
Flora	.125	3	8	1	1	1	0	0	0	0	1	0	0	1	0	5	1	0
Gaetti	.246	152	586	58	144	222	22	1	18	66	2	5	8	33	3	104	5	5
Gallagher	.293	90	270	32	79	99	17	0	1	30	10	0	2	24	0	43	2	4
Hill	.239	77	209	36	50	63	8	1	1	20	3	0	0	30	1	21	1	0
Howell	.210	32	81	11	17	25	2	0	2	7	0	0	0	11	0	11	1	1
Joyner	.301	143	551	79	166	269	34	3	21	96	2	5	1	52	4	66	2	0
Lyons	.200	2	5	0	1	1	0	0	0	0	0	0	0	0	0	0	0	0
Marshall	.000	2	7	0	0	0	0	0	0	0	0	0	0	0	0	1	0	0
Orton	.203	29	69	7	14	18	4	0	0	3	4	0	1	10	0	17	0	1
Parker	.232	119	466	45	108	167	22	2	11	56	0	3	3	29	3	91	3	2
Parrish	.216	119	402	38	87	156	12	0	19	51	0	3	5	35	2	117	0	1
Polonia	.296	150	604	92	179	229	28	8	2	50	2	3	1	52	4	74	48	23
Rose	.277	22	65	5	18	28	5	1	1	8	0	1	0	3	0	13	0	0
Schofield	.225	134	427	44	96	111	9	3	0	31	7	0	3	50	2	69	8	4
Sojo	.258	113	364	38	94	119	14	1	3	20	19	0	5	14	0	26	5	2
Stevens	.293	18	58	8	17	24	7	0	0	9	1	1	0	6	2	12	1	2
Tingley	.200	45	115	11	23	33	7	0	1	13	4	0	1	8	0	34	1	1
Venable	.246	82	187	24	46	67	8	2	3	21	4	2	2	11	2	30	2	1
Winfield	.262	150	568	75	149	268	27	4	28	86	2	6	1	56	4	109	7	2
TOTALS	.255	162	5470	653	1396	2044	245	29	115	607	63	31	38	448	28	928	94	56
OPP.	.250	162	5399	649	1351	2066	250	21	141	609	43	35	38	543	29	990	89	72

1991 ANGELS DESIGNATED HITTERS

PLAYER	AVG	G	AB	R	H	TB	2B	3B	HR	RBI	SH	SF	HP	BB	IBB	SO	SB	CS
Abner	.000	3	0	1	0	0	0	0	0	0	0	0	0	0	0	0	0	0
Amaro	.000	1	0	0	0	0	0	0	0	0	0	0	0	0	0	0	0	0
Cron	.000	1	1	0	0	0	0	0	0	0	0	0	0	0	0	0	0	0
Gallagher	1.000	2	2	0	2	3	1	0	0	0	0	0	0	0	0	0	0	0
Howell	.000	1	1	0	0	0	0	0	0	0	0	0	0	0	0	0	0	0
Marshall	.000	1	3	0	0	0	0	0	0	0	0	0	0	0	0	0	0	0
Orton	.000	1	0	0	0	0	0	0	0	0	0	0	0	0	0	0	0	0
Parker	.232	119	466	45	108	167	22	2	11	56	0	3	3	29	3	91	3	2
Parrish	.143	5	2	2	3	6	0	0	1	1	0	0	0	3	0	5	0	0
Polonia	.313	4	16	3	5	5	0	0	0	0	0	0	0	0	0	3	2	1
Sojo	.000	1	0	1	0	0	0	0	0	0	0	0	0	0	0	0	0	0
Venable	.000	3	1	1	0	0	0	0	0	0	0	0	0	0	0	0	0	1
Winfield	.256	34	125	14	32	52	5	0	5	16	1	1	0	16	2	31	3	1
TOTALS	.236	162	636	67	150	223	28	2	17	73	1	4	3	48	5	130	8	5

1991 ANGELS PITCHING

PITCHER	W-L	ERA	G	GS	CG	SHO	SV	IP	H	R	ER	HR	HB	BB	IB	SO	WP	BK
Abbott, J.	18-11	2.89	34	34	5	1	0	243	222	85	78	14	5	73	6	158	1	4
Abbott, K.	1-2	4.58	5	3	0	0	0	19.2	22	11	10	2	1	13	0	12	1	1
Balles	1-2	4.18	42	0	0	0	0	51.2	41	26	24	5	4	22	5	41	2	0
Bannister	0-0	3.96	16	0	0	0	0	25	25	12	11	5	0	10	1	16	1	0
Beasley	0-1	3.38	22	0	0	0	0	26.2	26	14	10	2	1	10	1	14	2	0
Eichhorn	3-3	1.98	70	0	0	0	1	81.2	63	21	18	2	2	13	1	49	0	0
Fetters	2-5	4.84	19	4	0	0	0	44.2	53	29	24	4	3	28	2	24	4	0
Finley	18-9	3.80	34	34	4	2	0	227.1	205	102	96	23	8	101	1	171	6	3
Grahe	3-7	4.81	18	10	1	0	0	73	84	43	39	2	3	33	0	40	2	0
Harvey	2-4	1.60	67	0	0	0	46★	78.2	51	20	14	6	1	17	3	101	2	2
Langston	19-8	3.00	34	34	7	0	0	246.1	190	89	82	30	2	96	3	183	6	0
Lewis	3-5	6.27	16	11	0	0	0	60.1	81	43	42	9	2	21	0	37	3	0
McCaskill	10-19★	4.26	30	30	1	0	0	177.2	193	93	84	19	3	66	1	71	6	0
McClore	0-0	9.31	13	0	0	0	0	9.2	13	111	10	3	1	5	0	5	2	1
Robinson	0-3	5.37	39	0	0	0	3	57	56	34	34	9	2	29	4	57	10	0
Valenzuela	0-2	12.15	2	2	0	0	0	6.2	14	10	9	3	0	3	0	5	1	0
Young	1-0	4.26	11	0	0	0	0	12.2	12	6	6	3	0	3	1	6	0	0
TOTALS	81-81	3.69	162	162	18	10	50	1441.2	1351	649	591	141	38	543	29	990	49	11
OPP.	81-81	3.58	162	162	20	15	42	1441.1	1396	653	573	115	38	448	28	928	61	6

WIN STREAK: 5, June 1-6

LOSING STREAK: 7, July 4-13 & July 31-Aug. 6

CLUB HISTORY



YEAR-BY-YEAR STATISTICAL REVIEW

2009 ANGELS INFORMATION GUIDE

1992 ANGELS BATTING

PLAYER	AVG	G	AB	R	H	TB	2B	3B	HR	RBI	SH	SF	HP	BB	IBB	SO	SB	CS
Brooks	.216	82	306	28	66	103	13	0	8	36	0	1	1	12	3	46	3	3
Curtis	.259	139	441	59	114	164	16	2	10	46	5	4	6	51	2	71	43	18
Davis	.250	40	104	5	26	34	8	0	0	16	0	1	0	13	2	9	0	0
DiSarcina	.247	157	518	48	128	156	19	0	3	42	5	3	7	20	0	50	9	7
Ducey	.237	31	59	4	14	17	3	0	0	2	0	1	0	5	0	12	2	3
Easley	.258	47	151	14	39	47	5	0	1	12	2	1	3	8	0	26	9	5
Felix	.246	139	509	63	125	184	22	5	9	72	5	9	2	33	5	128	8	8
Fitzgerald	.212	95	189	19	40	60	2	0	6	17	3	0	0	22	0	34	2	2
Gaetti	.226	130	456	41	103	156	13	2	12	48	0	3	6	21	4	79	3	1
Gonzales	.277	104	329	47	91	131	17	1	7	38	5	1	4	41	1	46	7	4
Gonzalez	.182	33	55	4	10	12	2	0	0	2	1	1	0	7	1	20	0	1
Hayes	.225	94	307	35	69	100	17	1	4	29	3	3	0	37	4	54	11	6
Langston	.000	33	2	1	0	0	0	0	0	0	0	0	0	0	0	2	0	0
Morris	.193	43	57	4	11	15	1	0	1	3	1	0	1	4	1	11	1	0
Myers	.235	8	17	0	4	5	1	0	0	0	1	0	0	0	0	6	0	0
Oberkfell	.264	41	91	6	24	25	1	0	0	10	0	2	0	8	2	5	0	1
Orton	.219	43	114	11	25	34	3	0	2	12	2	0	2	7	0	32	1	1
Parrish	.229	24	83	7	19	33	2	0	4	11	1	1	0	5	1	22	0	0
Polonia	.286	149	577	83	165	190	17	4	0	35	8	4	1	45	6	64	51	21*
Rose	.214	30	84	10	18	29	5	0	2	10	1	1	2	8	1	9	1	1
Salmon	.177	23	79	8	14	21	1	0	2	6	0	1	1	11	1	23	1	1
Schofield	.333	1	3	0	1	1	0	0	0	0	0	0	0	1	0	0	0	0
Sojo	.272	106	368	37	100	139	12	3	7	43	7	1	1	14	0	24	7	11
Stevens	.221	106	312	25	69	109	19	0	7	37	1	2	1	29	6	64	1	4
Tingley	.197	71	127	15	25	38	2	1	3	8	5	0	2	13	0	35	0	1
Williams	.231	14	26	5	6	9	1	1	0	2	0	0	0	1	0	10	0	2
TOTALS	.243	162	5364	579	1306	1812	202	20	88	537	56	40	40	416	40	882	160	101
OPP.	.264	162	5484	671	1449	2094	221	17	130	626	47	50	39	532	40	888	120	70

1992 ANGELS DESIGNATED HITTERS

PLAYER	AVG	G	AB	R	H	TB	2B	3B	HR	RBI	SH	SF	HP	BB	IBB	SO	SB	CS
Brooks	.218	70	275	28	60	97	13	0	8	34	0	1	1	10	2	43	3	3
Curtis	.000	1	0	1	0	0	0	0	0	0	0	0	0	0	0	0	0	0
Davis	.208	9	24	0	5	6	1	0	0	1	0	0	0	5	0	2	0	0
Ducey	.000	1	3	0	0	0	0	0	0	0	0	0	0	0	0	1	0	1
Felix	.267	8	30	4	8	11	1	1	0	6	0	1	0	2	1	8	0	0
Fitzgerald	.500	1	2	0	1	1	0	0	0	0	0	0	0	0	0	0	0	0
Gaetti	.230	17	61	6	14	24	1	0	3	4	0	0	1	3	0	15	0	1
Gonzalez	.000	1	0	0	0	0	0	0	0	0	0	0	0	0	0	0	0	0
Hayes	.412	5	17	5	7	10	3	0	0	1	0	0	0	0	0	3	0	0
Langston	.000	1	2	1	0	0	0	0	0	0	0	0	0	0	0	2	0	0
Morris	.000	6	11	0	0	0	0	0	0	0	1	0	1	1	1	2	0	0
Oberkfell	.200	5	20	1	4	4	0	0	0	2	0	0	0	0	0	2	0	0
Parrish	.125	2	8	0	1	1	0	0	0	1	0	0	0	0	0	3	0	0
Polonia	.314	47	188	30	59	71	8	2	0	12	3	1	1	12	2	20	15	9
Stevens	.167	2	6	1	1	1	0	0	0	1	0	0	0	1	0	1	0	0
Williams	.000	2	0	0	0	0	0	0	0	0	0	0	0	0	0	0	0	1
TOTALS	.247	162	647	77	160	226	27	3	11	62	4	3	4	34	6	102	18	15

1992 ANGELS PITCHING

PITCHER	W-L	ERA	G	GS	CG	SHO	SV	IP	H	R	ER	HR	HB	BB	IB	SO	WP	BK
Abbott	7-15	2.77	29	29	7	0	0	211	208	73	65	12	4	68	3	130	2	0
Bailes	3-1	7.45	32	0	0	0	0	38.2	59	34	32	7	1	28	4	25	2	1
Blyleven	8-12	4.74	25	24	1	0	0	133	150	76	70	17	5	29	2	70	3	1
Butcher	2-2	3.25	19	0	0	0	0	27.2	29	11	10	3	2	13	1	24	0	0
Crim	7-6	5.17	57	0	0	0	1	87	100	56	50	11	6	29	6	30	4	0
Eichhorn	2-4	2.38	42	0	0	0	2	56.2	51	19	15	2	0	18	8	42	3	1
Finley	7-12	3.96	31	31	4	1	0	204.1	212	99	90	24	3	98	2	124	6	0
Fortugno	1-1	5.18	14	5	1	1	1	41.2	37	24	24	5	0	19	0	31	2	1
Frey	4-2	3.57	51	0	0	0	4	45.1	39	18	18	6	2	22	3	24	1	0
Grahe	5-6	3.52	46	7	0	0	21	94.2	85	37	37	5	6	39	2	39	3	0
Harvey	0-4	2.83	25	0	0	0	13	28.2	22	12	9	4	0	11	1	34	4	0
Hathaway	0-0	7.94	2	1	0	0	0	5.2	8	5	5	1	0	3	0	1	0	0
Langston	13-14	3.66	32	32	9	2	0	229	206	103	93	14	6	74	2	174	5	0
Lewis	4-0	3.99	21	2	0	0	0	38.1	36	18	17	3	2	14	1	18	1	1
Robinson	1-0	2.20	3	3	0	0	0	16.1	19	4	4	1	0	3	0	9	1	0
Valera	8-11	3.73	30	28	4	2	0	188	188	82	78	15	2	64	5	113	5	0
TOTALS	72-90	3.84	162	162	26	13	42	1446	1449	671	617	130	39	532	40	888	42	5
OPP.	90-72	3.14	162	162	27	15	45	1454	1306	579	507	88	40	416	40	882	33	12

WIN STREAK: 6, July 10-18

LOSING STREAK: 11, June 28-July 9



YEAR-BY-YEAR STATISTICAL REVIEW

2009 ANGELS INFORMATION GUIDE

1993 ANGELS BATTING

PLAYER	AVG	G	AB	R	H	TB	2B	3B	HR	RBI	SH	SF	HP	BB	IBB	SO	SB	CS
Correia	.266	64	128	12	34	39	5	0	0	9	5	0	4	6	0	20	2	4
Curtis	.285	152	583	94	166	215	25	3	6	59	7	7	4	70	2	89	48	24*
Davis	.243	153	573	74	139	252	32	0	27	112	0	0	1	71	12	135	4	1
DiSarcina	.238	126	416	44	99	130	20	1	3	45	5	3	6	15	0	38	5	7
Easley	.313	73	230	33	72	95	13	2	2	22	1	2	3	28	2	35	6	6
Edmonds	.246	18	61	5	15	21	4	1	0	4	0	0	0	2	1	16	0	2
Gaetti	.180	20	50	3	9	11	2	0	0	0	0	1	0	5	0	12	1	0
Gonzales, L	.500	2	2	0	1	1	0	0	0	1	0	0	0	1	0	0	0	0
Gonzales, R	.251	118	335	34	84	107	17	0	2	31	2	2	1	49	2	45	5	5
Gruber	.277	18	65	10	18	30	3	0	3	9	2	0	1	2	0	11	0	0
Javier	.291	92	237	33	69	96	10	4	3	28	1	3	1	27	1	33	12	2
Lovullo	.251	116	367	42	92	130	20	0	6	30	3	2	1	36	1	49	7	6
Myers	.255	108	290	27	74	105	10	0	7	40	3	3	2	17	2	47	3	3
Orton	.189	37	95	5	18	26	5	0	1	4	2	0	1	7	0	24	1	2
Perez	.250	52	180	16	45	67	6	2	4	30	0	1	2	9	0	39	5	4
Polonia	.271	152	576	75	156	188	17	6	1	32	8	3	2	48	7	53	55	24*
Salmon	.283	142	515	93	146	276	35	1	31	95	0	8	5	82	5	135	5	6
Snow	.241	129	419	60	101	171	18	2	16	57	7	6	2	55	4	88	3	0
Stillwell	.262	22	61	2	16	22	2	2	0	3	1	2	0	4	0	11	2	0
Tingley	.200	58	90	7	18	25	7	0	0	12	3	1	1	9	0	22	1	2
Turner	.280	25	75	9	21	29	5	0	1	13	0	1	1	9	0	16	1	1
Van Burkleo	.152	12	33	2	5	11	3	0	1	1	0	0	0	6	0	9	1	0
Walewander	.125	12	8	2	1	1	0	0	0	3	0	1	0	5	0	1	1	1
TOTALS	.260	162	5391	684	1399	2048	259	24	114	644	50	46	38	564	39	930	169	100
OPP.	.270	162	5488	770	1482	2239	268	15	153	732	53	61	51	550	35	843	122	52

1993 ANGELS DESIGNATED HITTERS

PLAYER	AVG	G	AB	R	H	TB	2B	3B	HR	RBI	SH	SF	HP	BB	IBB	SO	SB	CS
Correia	.000	6	0	1	0	0	0	0	0	0	0	0	0	0	0	0	0	0
Davis	.243	150	572	74	139	252	32	0	27	112	0	0	1	70	12	135	4	1
Easley	1.000	1	1	0	1	2	1	0	0	0	0	0	0	0	0	0	0	0
Gaetti	.176	5	17	2	3	3	0	0	0	3	0	1	0	2	0	4	0	0
Gruber	.000	1	4	0	0	0	0	0	0	1	0	0	0	0	0	2	0	0
Javier	.500	1	2	0	1	1	0	0	0	0	0	0	0	0	0	1	0	0
Myers	.429	2	7	0	3	3	0	0	0	2	0	0	0	0	0	0	0	0
Perez	.000	3	1	1	0	0	0	0	0	0	0	0	0	0	0	0	0	0
Polonia	.188	4	16	2	3	3	0	0	0	0	0	0	0	1	0	3	1	3
Salmon	.750	1	4	2	3	5	2	0	0	1	0	0	0	1	0	1	0	0
Walewander	.000	3	0	0	0	0	0	0	0	0	0	0	0	0	0	0	0	1
Walton	.000	4	0	1	0	0	0	0	0	0	0	0	0	0	0	0	0	0
TOTALS	.245		624	83	153	269	35	0	27	119	0	1	1	74	12	146	5	5

1993 ANGELS PITCHING

PITCHER	W-L	ERA	G	GS	CG	SHO	SV	IP	H	R	ER	HR	HB	BB	IB	SO	WP	BK
Anderson	0-0	3.97	4	1	0	0	0	11.1	11	5	5	1	0	2	0	4	0	0
Butcher	1-0	2.86	23	0	0	0	8	28.1	21	12	9	2	2	15	1	24	0	0
Crim	2-2	5.87	11	0	0	0	0	15.1	17	11	10	2	2	5	1	10	0	0
Davis	0-0	0.00	1	0	0	0	0	2	0	0	0	0	0	1	0	0	0	0
Farrell	3-12	7.35	21	17	0	0	0	90.2	110	74	74	22	7	44	3	45	3	0
Finley	16-14	3.15	35	35	13*	2	0	251.1	243	108	88	22	6	82	1	187	8	1
Frey	2-3	2.98	55	0	0	0	13	48.1	41	20	16	1	3	26	1	22	3	0
Gonzales	0-0	0.00	1	0	0	0	0	1	0	0	0	0	0	0	0	0	0	0
Grahe	4-1	2.86	45	0	0	0	11	56.2	54	22	18	5	2	25	4	31	3	0
Hathaway	4-3	5.02	11	11	0	0	0	57.1	71	35	32	6	5	26	1	11	5	1
Holzemer	0-3	8.87	5	4	0	0	0	23.1	34	24	23	2	3	13	0	10	1	0
Langston	16-11	3.20	35	35	7	0	0	256.1	220	100	91	22	1	85	2	196	10	2
Leftwich	4-6	3.79	12	12	1	0	0	80.2	81	35	34	5	3	27	1	31	1	0
Lewis	1-2	4.22	15	4	0	0	0	32	37	16	15	3	2	12	1	10	1	0
Linton	2-0	7.71	19	0	0	0	0	25.2	35	22	22	8	0	14	1	19	2	0
Magrane	3-2	3.94	8	8	0	0	0	48	48	27	21	4	0	21	0	24	4	0
Nelson	0-5	3.08	46	0	0	0	4	52.2	50	25	18	3	2	23	4	31	1	0
Nielsen	0-0	8.03	10	0	0	0	0	12.1	18	13	11	1	1	4	0	8	0	1
Patterson	1-1	4.58	46	0	0	0	1	59	54	30	30	7	0	35	5	36	2	0
Sanderson	7-1	4.46	21	21	4	1	0	135.1	153	77	67	15	5	27	5	66	1	2
Scott	1-2	5.85	16	0	0	0	0	20	19	13	13	1	1	11	1	13	2	0
Springer	1-6	7.20	14	9	1	0	0	60	73	48	48	11	3	32	1	31	6	0
Swingle	0-1	8.38	9	0	0	0	0	9.2	15	9	9	2	0	6	0	6	0	0
Valera	3-6	6.62	19	5	0	0	4	53	77	44	39	8	2	15	2	28	2	0
TOTALS	71-91	4.34	162	162	26	3	41	1430.1	1482	770	690	153	51	550	35	843	55	7
OPP.	91-71	3.92	162	162	17	8	47	1438.2	1399	684	627	114	38	564	39	930	47	6

WIN STREAK: 6, April 20-25

LOSING STREAK: 10, July 17-26

CLUB HISTORY



YEAR-BY-YEAR STATISTICAL REVIEW

2009 ANGELS INFORMATION GUIDE

1994 ANGELS BATTING

PLAYER	AVG	G	AB	R	H	TB	2B	3B	HR	RBI	SH	SF	HP	BB	IBB	SO	SB	CS
Anderson,G	.385	5	13	0	5	5	0	0	0	1	0	0	0	0	0	2	0	0
Correia	.235	6	17	4	4	5	1	0	0	0	0	0	2	0	0	0	0	0
Curtis	.256	114	453	67	116	180	23	4	11	50	7	4	5	37	0	69	25	11
Dalesandro	.200	19	25	5	5	9	1	0	1	2	0	0	0	2	0	4	0	0
Davis	.311	108	392	72	122	220	18	1	26	84	0	6	1	69	11	84	3	2
DiSarcina	.260	112	389	53	101	128	14	2	3	33	10	2	2	18	0	28	3	7
Easley	.215	88	316	41	68	104	16	1	6	30	4	2	4	29	0	48	4	5
Edmonds	.273	94	289	35	79	109	13	1	5	37	1	1	1	30	3	72	4	2
Fabregas	.283	43	127	12	36	39	3	0	0	16	1	0	0	7	1	18	2	1
Hudler	.298	56	124	17	37	69	8	0	8	20	4	2	0	6	0	28	2	2
Jackson	.279	75	201	23	56	102	7	0	13	43	0	2	1	20	2	72	1	0
Myers	.246	45	126	10	31	43	6	0	2	8	5	1	0	10	3	27	0	2
Owen	.310	82	268	30	83	113	17	2	3	37	3	0	1	49	0	17	2	8
Perez	.209	38	129	10	27	49	7	0	5	16	1	1	0	12	1	29	3	0
Reynolds	.232	74	207	33	48	60	10	1	0	11	3	1	1	23	0	18	10	7
Salmon	.287	100	373	67	107	198	18	2	23	70	0	3	5	54	2	102	1	3
Smith	.262	45	122	19	32	54	5	1	5	18	0	1	0	7	0	20	2	3
Snow	.220	61	223	22	49	77	4	0	8	30	2	1	3	19	1	48	0	1
Turner	.242	58	149	23	36	48	7	1	1	12	1	2	1	10	0	29	3	0
TOTALS	.264	115	3943	543	1042	1612	178	16	120	518	42	29	27	402	24	715	65	54
OPP.	.287	115	4009	660	1149	1873	236	19	150	624	35	41	45	436	28	682	83	38

1994 ANGELS DESIGNATED HITTERS

PLAYER	AVG	G	AB	R	H	TB	2B	3B	HR	RBI	SH	SF	HP	BB	IBB	SO	SB	CS
Davis	.314	106	385	71	121	219	18	1	26	84	0	6	1	69	11	81	3	2
Hudler	.000	4	3	0	0	0	0	0	0	0	1	0	0	0	0	1	0	0
Jackson	.333	9	30	2	10	10	0	0	0	0	0	0	0	2	0	11	0	0
Myers	.000	1	1	0	0	0	0	0	0	0	0	0	0	0	0	1	0	0
Owen	.000	2	1	0	0	0	0	0	0	0	0	0	0	0	0	0	0	0
Reynolds	.000	3	0	1	0	0	0	0	0	0	0	0	0	0	0	0	0	0
Smith	.000	2	4	0	0	0	0	0	0	0	0	0	0	1	0	2	0	0
TOTALS	.309		424	74	131	229	18	1	26	84	1	6	0	72	0	96	3	2

1994 ANGELS PITCHING

PITCHER	W-L	ERA	G	GS	CG	SHO	SV	IP	H	R	ER	HR	HB	BB	IB	SO	WP	BK
Anderson,B	7-5	5.22	18	18	0	0	0	101.2	120	63	59	13	5	27	0	47	5	5
Butcher	2-1	6.67	33	0	0	0	0	29.2	31	24	22	2	2	23	5	19	2	0
Dopson	1-4	6.14	21	5	0	0	0	58.2	67	41	40	6	3	26	3	33	4	1
Farrell	1-2	9.00	3	3	0	0	0	13	16	14	13	2	1	8	0	10	0	0
Finley	10-10	4.32	25	25	7	2	0	183.1★	178	95	88	21	3	71	0	148	10	0
Grahe	2-5	6.65	40	0	0	0	13	43.1	68	33	32	5	6	18	4	26	4	1
Langston	7-8	4.68	18	18	2	1	0	119.1	121	67	62	19	0	54	1	109	6	0
Lefferts	1-1	4.67	30	0	0	0	1	34.2	50	20	18	7	0	12	3	27	1	0
Leftwich	5-10	5.68	20	20	1	0	0	114	127	75	72	16	3	42	2	67	3	1
Leiter	4-7	4.72	40	7	0	0	2	95.1	99	56	50	13	9	35	6	71	2	0
Lewis	0-1	6.10	20	0	0	0	0	31	46	23	21	5	2	10	2	10	0	0
Lorraine	0-2	10.61	4	3	0	0	0	18.2	30	23	22	7	0	11	0	10	0	0
Magrane	2-6	7.30	20	11	1	0	0	74	89	63	60	18	6	51	0	33	7	0
Patterson,B	2-3	4.07	47	0	0	0	1	42	35	21	19	6	2	15	2	30	1	0
Patterson,K	0-0	0.00	1	0	0	0	0	.2	0	0	0	0	0	0	0	1	0	0
Sampen	1-1	6.46	10	0	0	0	0	15.1	14	11	11	1	3	13	0	9	0	0
Schwarz	0-0	4.05	4	0	0	0	0	6.2	5	3	3	0	0	6	0	4	1	0
Springer	2-2	5.52	18	5	0	0	2	45.2	53	28	28	9	0	14	0	28	2	0
TOTALS	47-68	5.42	115	115	11	4	21	1027	1149	660	618	150	45	436	28	682	48	8
OPP.	68-47	4.38	115	115	11	7	26	1032.2	1042	543	503	120	27	402	24	715	33	4

WIN STREAK: 8, July 25-Aug. 2

LOSING STREAK: 9, Aug. 25-Sept. 3, Sept. 13-23

YEAR-BY-YEAR STATISTICAL REVIEW

2009 ANGELS INFORMATION GUIDE

1995 ANGELS BATTING

PLAYER	AVG	G	AB	R	H	TB	2B	3B	HR	RBI	SH	SF	HP	BB	IBB	SO	SB	CS
Aldrete	.250	18	24	1	6	6	0	0	0	3	0	1	0	0	0	8	0	0
Allanson	.171	35	82	5	14	26	3	0	3	10	1	0	1	7	0	12	0	1
Anderson,G	.321	106	374	50	120	189	19	1	16	69	2	4	1	19	4	65	6	2
Correia	.238	14	21	3	5	8	1	1	0	3	1	0	0	0	0	5	0	0
Dalesandro	.100	11	10	1	1	2	1	0	0	0	0	0	0	0	0	2	0	0
Davis	.318	119	424	81	135	218	23	0	20	86	0	9	0	89	12	79	3	3
DiSarcina	.307	99	362	61	111	166	28	6	5	41	7	3	2	20	0	25	7	4
Easley	.216	114	357	35	77	107	14	2	4	35	6	4	6	32	1	47	5	2
Edmonds	.290	141	558	120	162	299	30	4	33	107	1	5	5	51	4	130	1	4
Fabregas	.247	73	227	24	56	69	10	0	1	22	3	1	0	17	0	28	0	2
Flora	.000	2	1	1	0	0	0	0	0	0	0	0	0	0	0	1	0	0
Gallagher	.188	11	16	1	3	4	1	0	0	0	0	0	0	2	0	1	0	0
Gonzales	.333	30	18	1	6	10	1	0	1	3	0	0	0	0	0	4	0	0
Hudler	.265	84	223	30	59	93	16	0	6	27	2	1	5	10	1	48	13	0
Lind	.163	15	43	5	7	9	2	0	0	1	0	0	0	3	0	4	0	0
Martinez	.180	26	61	7	11	15	1	0	1	9	0	0	1	6	2	7	0	0
Myers	.260	85	273	35	71	114	12	2	9	38	1	2	1	17	3	49	0	1
Owen	.229	82	218	17	50	68	9	3	1	28	1	0	0	18	1	22	3	2
Palmeiro	.350	15	20	3	7	7	0	0	0	1	0	0	0	1	0	1	0	0
Perez	.169	29	71	9	12	21	4	1	1	7	0	1	2	12	0	9	0	2
Phillips	.261	139	525	119	137	241	21	1	27	61	1	1	3	113	6	135	13	10
Salmon	.330	143	537	111	177	319	34	3	34	105	0	4	6	91	2	111	5	5
Schofield	.250	12	20	1	5	5	0	0	0	2	2	0	0	4	0	2	0	0
Snow	.289	143	544	80	157	253	22	1	24	102	5	2	3	52	4	91	2	1
Turner	.100	5	10	0	1	1	0	0	0	1	0	0	0	0	0	3	0	0
TOTALS	.277	145	5019	801	1390	2250	252	25	186	761	33	38	36	564	40	889	57	39
OPP.	.265	145	4949	697	1310	2097	260	19	163	662	48	45	43	486	23	901	88	46

1995 ANGELS DESIGNATED HITTERS

PLAYER	AVG	G	AB	R	H	TB	2B	3B	HR	RBI	SH	SF	HP	BB	IBB	SO	SB	CS
Aldrete	.143	2	7	0	1	1	0	0	0	0	0	0	0	0	0	2	0	0
Anderson,G	.000	1	4	0	0	0	0	0	0	0	0	0	0	0	0	1	0	0
Correia	.000	1	0	1	0	0	0	0	0	0	0	0	0	0	0	0	0	0
Dalesandro	.000	1	1	0	0	0	0	0	0	0	0	0	0	0	0	0	0	0
Davis	.318	119	424	81	135	218	23	0	20	86	0	9	0	89	12	79	3	3
Flora	.000	1	1	0	0	0	0	0	0	0	0	0	0	0	0	1	0	0
Gallagher	.000	1	0	0	0	0	0	0	0	0	0	0	0	1	0	0	0	0
Hudler	.250	3	12	3	3	6	0	0	1	1	0	0	1	2	0	1	2	0
Martinez	.167	2	6	0	1	1	0	0	0	0	0	0	0	0	0	2	0	0
Myers	.266	16	64	13	17	22	2	0	1	10	0	1	1	8	1	9	0	1
Perez	.000	1	1	0	0	0	0	0	0	0	0	0	0	0	0	0	0	0
Phillips	.429	2	7	2	3	4	1	0	0	2	0	0	0	2	0	2	0	0
Salmon	.000	1	3	1	0	0	0	0	0	0	0	0	0	1	0	0	0	0
TOTALS	.302		530	101	160	252	26	0	22	99	0	10	2	103	13	97	5	4

1995 ANGELS PITCHING

PITCHER	W-L	ERA	G	GS	CG	SHO	SV	IP	H	R	ER	HR	HB	BB	IB	SO	WP	BK
Abbott	5-4	4.15	13	13	1	1	0	84.2	93	43	39	4	1	29	0	41	1	0
Anderson,B	6-8	5.87	18	17	1	0	0	99.2	110	66	65	24	3	30	2	45	1	3*
Bennett	0-0	0.00	1	0	0	0	0	0.1	0	0	0	0	0	0	0	0	0	0
Bielecki	4-6	5.97	22	11	0	0	0	75.1	80	56	50	15	3	31	1	45	3	0
Boskie	7-7	5.64	20	20	1	0	0	111.2	127	73	70	16	7	25	0	51	4	0
Butcher	6-1	4.73	40	0	0	0	0	51.1	49	28	27	7	1	31	2	29	3	0
Edenfield	0-0	4.26	7	0	0	0	0	12.2	15	7	6	1	0	5	0	6	3	0
Finley	15-12	4.21	32	32	2	1	0	203	192	106	95	20	7	93	1	195	13	1
Habyan	1-2	4.13	28	0	0	0	0	32.2	36	16	15	2	1	12	0	25	2	0
Harkey	4-3	4.55	12	8	1	0	0	61.1	80	32	31	12	1	16	2	28	0	0
Holzemer	0-1	5.40	12	0	0	0	0	8.1	11	6	5	1	1	7	1	5	0	0
James	3-0	3.88	46	0	0	0	1	55.2	49	27	24	6	3	26	2	36	1	0
Langston	15-7	4.63	31	31	2	1	0	200.1	212	109	103	21	3	64	1	142	5	1
Monteleone	1-0	2.00	9	0	0	0	0	9	8	2	2	1	0	3	0	5	0	0
Patterson	5-2	3.04	62	0	0	0	0	53.1	48	18	18	6	1	13	3	41	0	1
Percival	3-2	1.95	62	0	0	0	3	74	37	19	16	6	1	26	2	94	2	2
Sanderson	1-3	4.12	7	7	0	0	0	39.1	48	23	18	6	2	4	1	23	0	1
Smith	0-5	3.47	52	0	0	0	37	49.1	42	19	19	3	1	25	4	43	1	0
Springer	1-2	6.10	19	6	0	0	1	51.2	60	37	35	11	5	25	1	38	1	0
Williams	1-2	6.75	20	0	0	0	0	10.2	13	10	8	1	2	21	0	9	2	1
TOTALS	78-67	4.52	145	145	8	9	42	1284.1	1310	697	645	163	43	486	23	901	42	10
OPP.	67-78	5.18	145	145	15	7	33	1277.2	1390	801	736	186	36	564	40	889	47	7

WIN STREAK: 8, July 25-Aug. 2

LOSING STREAK: 9, Aug. 25-Sept. 3, Sept. 13-23

CUB HISTORY



YEAR-BY-YEAR STATISTICAL REVIEW

2009 ANGELS INFORMATION GUIDE

1996 ANGELS BATTING

PLAYER	AVG	G	AB	R	H	TB	2B	3B	HR	RBI	SH	SF	HP	BB	IBB	SO	SB	CS
Aldrete	.213	63	108	16	23	47	6	0	6	20	0	1	0	14	0	19	0	1
Anderson	.285	150	607	79	173	246	33	2	12	72	5	3	0	27	5	84	7	9
Arias	.238	84	252	19	60	88	8	1	6	28	6	0	0	16	2	50	2	0
Borders	.228	19	57	6	13	22	3	0	2	8	1	0	0	3	0	11	0	1
Davis	.292	145	530	73	155	263	24	0	28	95	1	6	0	86	11	99	5	2
DiSarcina	.256	150	536	62	137	186	26	4	5	48	16	1	2	21	0	36	2	1
Easley	.156	28	45	4	7	14	1	0	2	7	3	0	0	6	0	12	0	0
Edmonds	.304	114	431	73	131	246	28	3	27	66	0	2	4	46	2	101	4	0
Ehorn	.267	6	15	1	4	4	0	0	0	0	0	0	0	0	0	2	0	0
Ertstad	.284	57	208	34	59	78	5	1	4	20	1	3	0	17	1	29	3	3
Fabregas	.287	90	254	18	73	85	6	0	2	26	3	5	0	17	3	27	0	1
Greene	.190	29	79	9	15	22	1	0	2	9	0	0	1	4	0	11	2	0
Hancock	1.000	11	1	1	1	1	0	0	0	0	0	0	0	0	0	0	0	0
Howell	.270	66	126	20	34	64	4	1	8	21	0	0	0	10	0	30	0	1
Hudler	.311	92	302	60	94	168	20	3	16	40	2	1	3	9	0	54	14	5
Palmeiro	.287	50	87	6	25	33	6	1	0	6	1	0	0	2	8	1	13	0
Percival	.000	62	1	0	0	0	0	0	0	0	0	0	0	0	0	1	0	0
Pritchett	.154	5	13	1	2	2	0	0	0	1	0	0	0	0	0	3	0	0
Salmon	.286	156	581	90	166	291	27	4	30	98	0	3	4	93	7	125	4	2
Schofield	.250	13	16	3	4	4	0	0	0	0	0	0	0	1	0	1	1	0
Slaughter	.324	62	207	23	67	94	9	0	6	32	0	2	2	13	0	20	0	0
Snow	.257	155	575	69	148	221	20	1	17	67	2	3	5	56	6	96	1	6
Turner	.333	4	3	1	1	1	0	0	0	1	0	1	0	1	0	0	0	0
Velarde	.285	136	530	82	151	226	27	3	14	54	4	2	5	70	0	118	7	7
Wallach	.237	57	190	23	45	76	7	0	8	20	0	0	1	18	2	47	1	0
TOTALS	.276	161	5686	762	1571	2451	256	24	192	727	45	33	29	527	40	974	53	39
OPP.	.275	161	5617	743	1546	2521	282	18	219	886	41	56	84	662	47	1052	46	54

1996 ANGELS DESIGNATED HITTERS

PLAYER	AVG	G	AB	R	H	TB	2B	3B	HR	RBI	SH	SF	HP	BB	IBB	SO	SB	CS
Aldrete	.167	6	12	3	2	6	1	0	1	5	0	1	0	2	0	1	0	0
Anderson	.000	1	2	0	0	0	0	0	0	0	0	0	0	1	0	0	0	0
Arias	1.000	1	1	0	0	0	0	0	0	0	0	0	0	0	0	0	0	0
Boskie	.000	1	0	0	0	0	0	0	0	0	0	0	0	0	0	0	0	0
Davis	.294	143	528	73	155	263	24	0	28	95	1	6	0	86	11	98	5	2
Easley	.000	2	0	0	0	0	0	0	0	0	1	0	0	0	0	0	0	0
Edmonds	.000	1	4	0	0	0	0	0	0	0	0	0	0	1	0	1	0	0
Fabregas	.000	1	1	0	0	0	0	0	0	0	0	0	0	0	0	0	0	0
Greene	.000	1	4	0	0	0	0	0	0	0	0	0	0	0	0	1	0	0
Howell	.375	4	8	0	3	3	0	0	0	2	0	0	0	0	0	2	0	0
Hudler	.095	8	21	2	2	3	1	0	0	0	0	0	0	1	0	5	0	0
Palmeiro	.000	4	4	0	0	0	0	0	0	0	0	0	0	1	1	0	0	0
Salmon	.500	3	8	0	4	6	0	1	0	2	0	0	0	1	0	1	0	0
Schofield	.000	1	0	1	0	0	0	0	0	0	0	0	0	0	0	0	0	0
Slaughter	.000	1	1	0	0	0	0	0	0	0	0	0	0	0	0	0	0	0
Wallach	.167	8	18	1	3	6	0	0	1	2	0	0	0	1	0	5	0	0
TOTALS	.278	161	612	80	170	288	26	1	30	106	2	7	0	94	12	115	5	2

1996 ANGELS PITCHING

PITCHER	W-L	ERA	G	GS	CG	SHO	SV	IP	H	R	ER	HR	HB	BB	IB	SO	WP	BK
Abbott, J.	2-18*	7.48	27	23	1	0	0	142	171	128	118	23	4	78	3	58	13	1
Abbott, K.	0-1	20.25	3	0	0	0	0	4	10	9	9	1	0	5	0	3	1	0
Boskie	12-11	5.32	37	28	1	0	0	189.1	226	126	112	40	13*	67	7	133	10	0
Dickson	1-4	4.57	7	7	0	0	0	43.1	52	22	22	6	1	18	1	20	1	1
Edenfield	0-0	10.38	2	0	0	0	0	4.1	10	5	5	2	1	2	0	4	0	0
Eichenhorn	1-2	5.04	24	0	0	0	0	30.1	36	17	17	3	2	11	3	24	0	1
Ellis	0-0	0.00	3	0	0	0	0	0	0	0	0	0	0	4	0	5	1	0
Finley	15-16	4.16	35	35	4	1	0	238	241	124	110	27	11	94	5	215	17*	2
Frothing	0-0	11.12	4	0	0	0	0	5.2	10	11	7	1	1	4	0	15	0	0
Goeh	1-1	7.50	15	0	0	0	1	24	34	20	20	7	0	10	0	15	0	0
Grimsley	5-7	6.84	35	20	2	1	0	130.1	150	110	99	14	13*	74	5	82	11	0
Hancock	4-1	7.48	11	4	0	0	0	27.2	34	23	23	2	2	17	1	19	2	0
Harris	2-0	3.90	11	3	0	0	0	32.1	31	16	14	4	3	17	2	20	4	0
Holtz	3-3	2.45	30	0	0	0	0	29.1	21	11	8	1	3	19	2	31	1	0
Holzemer	1-0	8.76	25	0	0	0	0	24.2	35	28	24	7	3	8	1	20	0	0
James	5-5	2.67	69	0	0	0	1	81	62	27	24	7	10	42	7	65	5	0
Langston	6-5	4.82	18	18	2	0	0	123.1	116	68	66	18	2	45	0	83	4	0
Leftwich	0-1	7.36	2	2	0	0	0	7.1	12	9	6	1	0	3	0	4	0	0
May	0-0	10.13	5	0	0	0	0	2.2	3	3	3	1	0	2	0	1	0	0
McElroy	5-1	2.95	40	0	0	0	0	36.2	32	12	12	2	2	13	2	32	1	0
Monteleone	0-3	5.87	12	0	0	0	0	15.1	23	11	10	5	1	2	0	5	0	1
Pennington	0-0	12.27	8	0	0	0	0	7.1	5	10	10	1	0	16	2	7	1	0
Percival	0-2	2.31	62	0	0	0	36	74	38	20	19	8	2	31	4	100	2	0
Sanderson	0-2	7.50	5	4	0	0	0	18	39	21	15	5	2	4	0	7	0	2
Smith	2-0	7.88	9	0	0	0	0	8	13	9	7	2	0	8	0	2	1	0
Smith	0-0	0.45	11	0	0	0	0	11	8	4	3	0	0	3	0	6	1	0
Springer	5-6	5.51	20	15	2	1	0	94.2	91	65	58	24	6	43	0	64	1	0
Wannyn	0-0	0.00	1	0	0	0	0	1	0	0	0	0	0	1	0	0	0	0
Williams	0-2	8.89	13	2	0	0	0	28.1	42	34	28	7	2	21	4	26	2	0
TOTALS	70-91	5.30	161	161	12	8	38	1439	1546	943	847	219	84	662	47	1052	40	8
OPP.	91-70	4.37	161	161	17	6	31	1449.2	1571	762	704	192	29	527	40	974	80	7

WIN STREAK: 7, Apr.17-24; June 9-15

LOSING STREAK: 10, Apr. 7-May 5

CLUB HISTORY



YEAR-BY-YEAR STATISTICAL REVIEW

2009 ANGELS INFORMATION GUIDE

1997 ANGELS BATTING

PLAYER	AVG	G	AB	R	H	TB	2B	3B	HR	RBI	SH	SF	HP	BB	IBB	SO	SB	CS
Alicea	.253	128	388	59	98	143	16	7	5	37	4	2	8	69	3	65	22	8
Anderson	.303	154	624	76	189	255	36	3	8	92	1	5	2	30	6	70	10	4
Arias	.333	3	6	1	2	2	0	0	0	1	0	0	0	0	0	0	0	0
Dickson	.000	33	2	0	0	0	0	0	0	0	0	0	0	0	0	0	0	0
Disarcina	.246	154	549	52	135	179	28	2	4	47	8	5	4	17	0	29	7	8
Edmonds	.291	133	502	82	146	251	27	0	26	80	0	5	4	60	5	80	5	7
Eenhoorn	.350	11	20	2	7	11	1	0	1	6	0	1	0	0	0	2	0	0
-412	11	17	2	7	11	1	0	1	4	0	0	0	0	0	1	2	0	0
Erstad	.299	139	539	99	161	251	34	4	16	77	5	6	4	51	4	86	23	8
Fabregas	.079	21	38	2	3	4	1	0	0	3	2	0	0	3	0	3	0	0
Finley	.000	25	6	1	0	0	0	0	0	0	0	0	0	0	0	2	0	0
Grebeck	.270	63	126	12	34	46	9	0	1	6	5	1	0	18	1	11	0	1
Greene	.290	34	124	24	36	69	6	0	9	24	0	0	0	7	1	25	2	0
Gross	.000	12	1	0	0	0	0	0	0	0	0	0	0	0	0	1	0	0
Henderson	.183	32	115	21	21	30	3	0	2	7	1	0	2	26	0	23	16	4
Hill	.500	31	2	0	1	2	1	0	0	2	1	0	0	0	0	1	0	0
Hollins	.288	149	572	101	165	246	29	2	16	85	1	5	8	62	2	124	16	6
Holtz	.000	66	1	0	0	0	0	0	0	0	0	0	0	0	0	1	0	0
Howell	.259	77	174	25	45	94	7	0	14	34	1	3	0	13	2	36	1	0
Kreuter	.234	70	218	19	51	72	7	1	4	18	1	0	0	21	0	57	0	2
Leyritz	.276	84	294	47	81	121	7	0	11	50	3	5	3	37	2	56	1	1
May	.000	29	2	0	0	0	0	0	0	0	0	0	0	0	0	2	0	0
McElroy	.000	62	0	1	0	0	0	0	0	0	0	0	0	0	0	0	0	0
Murray	.219	46	160	13	35	51	7	0	3	15	0	3	0	13	0	24	1	0
Palmeiro	.218	74	134	19	29	35	2	2	0	8	3	1	1	17	1	11	2	2
Perisho	.000	11	1	0	0	0	0	0	0	0	0	0	0	0	0	1	0	0
Phillips	.264	105	405	73	107	28	2	6	6	48	3	4	2	73	5	89	9	9
Salmon	.296	157	582	95	172	307	28	1	33	129	0	11	7	95	5	142	9	12
Springer	.000	32	3	0	0	0	0	0	0	0	0	0	0	0	0	3	0	0
Turner	.261	13	23	4	6	12	1	1	0	2	1	0	0	5	0	8	0	0
Velarde	.000	1	0	0	0	0	0	0	0	0	0	0	0	0	0	0	0	0
TOTALS	.272	162	5628	829	1531	2343	279	25	161	775	40	57	45	617	37	953	126	72
OPP.	.269	162	5604	794	1506	2451	287	26	202	758	46	56	54	605	34	1050	101	64

1997 ANGELS DESIGNATED HITTERS

PLAYER	AVG	G	AB	R	H	TB	2B	3B	HR	RBI	SH	SF	HP	BB	IBB	SO	SB	CS
Alicea	.000	6	8	0	0	0	0	0	0	1	0	1	0	0	0	1	0	0
Anderson	.385	4	13	3	5	8	3	0	0	1	0	0	0	2	0	3	0	0
Arias	.000	1	1	0	0	0	0	0	0	0	0	0	0	0	0	0	0	0
Edmonds	.250	8	28	1	7	8	1	0	0	2	0	0	1	7	0	7	0	0
Erstad	.323	9	31	2	10	10	0	0	0	0	0	0	0	2	0	5	0	0
Grebeck	.000	2	0	0	0	0	0	0	0	0	0	0	0	0	0	0	0	0
Greene	.308	8	26	5	8	10	2	0	0	4	0	0	0	3	1	5	1	0
Henderson	.181	19	72	14	13	18	2	0	1	5	1	0	2	15	0	18	10	3
Howell	.264	22	72	12	19	45	2	0	8	15	1	1	0	6	1	11	0	0
Kreuter	1.000	2	1	1	1	2	1	0	0	0	0	0	0	1	0	0	0	0
Leyritz	.186	13	43	3	8	11	0	0	1	3	0	1	0	5	0	11	0	0
Murray	.220	45	159	13	35	51	7	0	3	15	0	3	0	13	0	24	1	0
Palmeiro	.313	11	16	4	5	7	0	1	0	1	0	1	0	1	1	1	0	0
Phillips	.245	26	110	17	27	36	6	0	1	14	1	2	0	13	1	19	1	3
Salmon	.214	4	14	3	3	7	1	0	1	1	0	0	0	4	0	2	0	0
Turner	.000	1	1	0	0	0	0	0	0	0	0	0	0	0	0	0	0	0
TOTALS	.237	162	595	78	141	213	25	1	15	62	3	9	3	72	4	107	13	6

1997 ANGELS PITCHING

PITCHER	W-L	ERA	G	GS	CG	SHO	SV	IP	H	R	ER	HR	HB	BB	IB	SO	WP	BK
Bovee	0-0	5.40	3	0	0	0	0	3.1	3	2	2	1	0	1	0	5	0	0
Cadaret	0-0	3.29	15	0	0	0	0	13.2	11	5	5	1	2	8	2	11	3	0
Chavez	0-0	0.93	7	0	0	0	0	9.2	7	1	1	1	0	5	1	10	0	0
Delucha	6-4	3.61	33	0	0	0	3	42.1	29	18	17	5	1	27	2	42	1	0
Dickson	13-9	4.29	33	32	2	1	0	203.2	236	111	97	32	7	56	3	115	4	1
Finley	13-6	4.23	25	25	3	1	0	164.1	152	79	77	20	5	65	0	155	10	2
Gross	2-1	6.75	12	3	0	0	0	25.1	30	20	19	4	1	20	1	20	2	1
Gubicza	0-1	25.07	2	2	0	0	0	4.2	13	13	13	2	0	3	0	5	0	1
Harris	5-4	3.62	61	0	0	0	0	79.2	82	33	32	7	2	38	6	56	3	0
Hasegawa	3-7	3.93	50	7	0	0	0	116.2	118	60	51	14	3	46	6	83	2	1
Hill	4-4	3.65	12	12	1	0	0	79	65	34	32	8	1	39	3	38	2	0
Holtz	3-4	3.32	66	0	0	0	2	43.1	38	21	16	7	2	15	4	40	1	0
James	5-5	4.31	58	0	0	0	7	62.2	69	32	30	3	5	28	4	57	1	0
Langston	2-4	5.85	9	9	0	0	0	47.2	61	34	31	8	0	29	1	30	1	0
May	2-1	5.23	29	2	0	0	0	51.2	56	31	30	6	0	25	2	42	2	0
McElroy	0-0	3.45	13	0	0	0	0	15.2	17	7	6	2	0	3	1	18	0	0
Percival	5-5	3.46	55	0	0	0	27	52	40	20	20	6	4	22	2	72	5	0
Perisho	0-2	6.00	11	8	0	0	0	45	59	34	30	6	3	28	0	35	5	2
Springer	9-9	5.18	32	28	3	1	0	194.2	199	118	112	32	10	73	0	75	7	0
Watson	12-12	4.93	35	34	0	0	0	199	220	121	109	37	8	73	0	141	8	2
Williams	0-0	0.00	1	0	0	0	0	1	1	0	0	0	0	1	0	0	0	0
TOTALS	84-78	4.52	162	162	9	5	39	1454.2	1506	794	730	202	54	605	34	1050	57	9
OPP.	78-84	4.62	162	162	10	5	42	1451.2	1531	829	745	161	45	617	37	953	70	11

WIN STREAK: 10, July 5-17

LOSING STREAK: 5, May 6-11; June 13-18; Sept. 1-6



YEAR-BY-YEAR STATISTICAL REVIEW

2009 ANGELS INFORMATION GUIDE

1998 ANGELS BATTING

PLAYER	AVG	G	AB	R	H	TB	2B	3B	HR	RBI	SH	SF	HP	BB	IBB	SO	SB	CS
Anderson	.294	156	622	62	183	283	41	7	15	79	3	3	1	29	8	80	8	3
Baughman	.255	63	196	24	50	64	9	1	1	20	5	3	1	6	0	36	10	4
Bolick	.156	21	45	3	7	12	2	0	1	2	0	0	11	0	8	0	0	
Dickson	.000	27	4	1	0	0	0	0	0	0	0	0	1	0	3	0	0	
Disarcina	.287	157	551	73	158	212	39	3	3	56	12	3	8	21	0	51	11	7
Edmonds	.307	154	599	115	184	303	42	1	25	91	1	1	1	57	7	114	7	5
Erstad	.296	133	537	84	159	261	39	3	19	82	1	3	6	43	7	77	20	6
Fielder	.241	103	381	48	92	161	16	1	17	68	0	3	3	52	1	98	0	1
Finley	.000	34	4	0	0	0	0	0	0	0	0	0	0	0	3	0	0	
Garcia	.143	19	35	4	5	6	1	0	0	0	1	0	1	3	0	11	2	0
Glaus	.218	48	165	19	36	48	9	0	1	23	0	2	0	15	0	51	1	0
Greene	.254	29	71	3	18	25	4	0	1	7	0	0	0	2	0	20	0	0
Hill	.000	19	1	0	0	0	0	0	0	0	0	0	0	0	0	0	0	0
Hollins	.242	101	363	60	88	141	16	2	11	39	2	2	7	44	2	69	11	3
Jefferies	.347	19	72	7	25	34	6	0	1	10	0	0	0	0	5	1	0	
Johnson	.071	10	14	1	1	1	0	0	0	0	0	0	0	0	6	0	0	
Kreuter	.143	3	7	1	1	2	1	0	0	0	0	0	1	0	4	0	0	
Martin	.215	79	195	20	42	47	2	0	1	13	3	2	0	6	0	29	3	1
Mashore	.235	43	98	13	23	35	6	0	2	11	1	0	3	9	0	22	1	0
Molina	.000	2	1	0	0	0	0	0	0	0	0	0	0	0	0	0	0	0
Nevin	.228	75	237	27	54	88	8	1	8	27	0	2	5	17	0	67	0	0
O'Brien	.182	5	11	1	2	2	0	0	0	0	0	0	0	1	0	2	0	0
Olivares	.000	40	2	1	0	0	0	0	0	0	0	0	1	0	1	0	0	0
Palmeiro	.321	75	165	28	53	64	7	2	0	21	7	0	0	20	1	11	5	4
Pritchett	.288	31	80	12	23	33	2	1	2	8	0	0	0	4	0	16	2	0
Salmon	.300	136	463	84	139	247	28	1	26	88	0	10	3	90	5	100	0	1
Shipley	.259	77	147	18	38	53	7	1	2	17	4	1	5	5	0	22	0	4
Sparks	.000	22	1	1	0	0	0	0	0	0	1	0	0	1	0	0	0	0
Velarde	.261	51	188	29	49	76	13	1	4	26	0	1	1	34	0	42	7	2
Walbeck	.257	108	338	41	87	124	15	2	6	46	5	5	2	30	0	68	1	1
Washburn	.000	15	1	0	0	0	0	0	0	2	0	0	0	1	0	0	0	0
Williams	.361	29	36	7	13	17	1	0	1	5	1	0	1	7	0	11	3	3
TOTALS	.272	162	5630	787	1530	2339	314	27	147	739	49	41	48	510	31	1028	93	45
OPP.	.267	162	5548	783	1481	2346	327	23	164	734	44	57	47	630	23	1091	156	65

1998 ANGELS DESIGNATED HITTERS

PLAYER	AVG	G	AB	R	H	TB	2B	3B	HR	RBI	SH	SF	HP	BB	IBB	SO	SB	CS
Baughman	.000	1	0	0	0	0	0	0	0	0	1	0	0	0	0	0	0	1
Bolick	.167	9	18	2	3	5	2	0	0	1	0	0	0	5	0	3	0	0
Erstad	.556	2	9	2	5	11	0	0	2	2	0	0	0	0	1	0	0	0
Fielder	.248	31	109	15	27	47	6	1	4	20	0	0	1	20	0	35	0	0
Garcia	.000	3	0	1	0	0	0	0	0	0	0	0	0	0	0	0	0	0
Greene	.000	4	9	0	0	0	0	0	0	0	0	0	0	2	0	4	0	0
Hollins	.333	2	6	1	2	2	0	0	0	0	0	0	0	0	0	0	1	0
Johnson	.000	2	4	0	0	0	0	0	0	0	0	0	0	0	0	1	0	0
Martin	.333	10	3	2	1	1	0	0	0	1	0	0	0	0	0	0	0	0
Mashore	.000	7	0	2	0	0	0	0	0	0	0	0	0	0	0	0	0	0
Nevin	.333	3	3	0	1	1	0	0	0	0	0	0	2	0	0	1	0	0
Palmeiro	.500	3	2	1	1	2	1	0	0	1	0	0	0	0	0	0	0	0
Salmon	.304	111	398	69	121	207	27	1	19	75	0	10	2	73	5	82	0	1
Shipley	.000	1	0	0	0	0	0	0	0	0	0	0	0	0	0	0	0	0
Walbeck	.500	2	2	0	1	1	0	0	0	0	0	0	0	0	0	1	0	0
Williams	.500	2	2	0	1	1	0	0	0	0	0	0	0	1	0	0	1	0
TOTALS	.288	162	565	95	163	278	36	2	25	100	1	10	5	101	5	128	2	2

1998 ANGELS PITCHING

PITCHER	W-L	ERA	G	GS	CG	SHO	IP	H	R	ER	HR	HB	BB	IB	SO	WP	BK	
Cadaret	1-2	4.14	39	0	0	0	1	37	38	17	17	6	3	15	0	37	5	0
Delucia	2-6	4.27	61	0	0	0	3	71.2	56	36	34	10	6	46	5	73	8	1
Dickson	10-10	6.05	27	18	0	0	0	122	147	89	82	17	6	41	1	61	6	0
Fetters	1-2	5.56	12	0	0	0	0	11.1	14	8	7	2	0	4	0	9	3	0
Finley	11-9	3.39	34	34	1	1	0	223.1	210	97	84	20	6	109	1	212	8	0
Harris	3-1	4.35	49	0	0	0	0	60	55	32	29	7	0	23	4	34	2	0
Hasegawa	8-3	3.14	61	0	0	0	5	97.1	86	37	34	14	2	32	2	73	5	2
Hill	9-6	4.98	19	19	0	0	0	103	123	60	57	6	3	47	0	57	3	0
Holtz	2-2	4.75	53	0	0	0	1	30.1	33	16	16	0	1	15	1	29	4	0
James	0-0	1.93	11	0	0	0	0	14	10	3	3	0	0	7	0	12	0	0
Juden	1-3	6.75	8	6	0	0	0	40	33	32	30	7	2	18	0	39	4	0
McDowell	5-3	5.09	14	14	0	0	0	76	96	45	43	11	1	19	1	45	2	0
Olivares	9-9	4.03	37	26	1	0	0	183	189	92	82	19	5	91	1	112	5	0
Percival	2-7	3.65	67	0	0	0	42	66.2	45	31	27	5	3	37	4	87	3	0
Robertson	0-0	15.88	5	0	0	0	0	5.2	11	11	10	3	2	0	3	0	0	0
Sparks	9-4	4.34	22	20	0	0	0	128.2	130	66	62	14	5	58	0	90	6	0
Washburn	6-3	4.62	15	11	0	0	0	74	70	40	38	11	3	27	1	48	0	0
Watson	6-7	6.04	28	14	1	0	0	92.1	122	67	62	12	3	34	0	64	6	1
Wilson	0-0	3.52	15	0	0	0	0	7.2	4	3	0	1	5	2	6	0	0	0
TOTALS	85-77	4.49	162	162	3	5	52	1444	1481	783	720	164	47	630	23	91	70	4
OPP.	77-85	4.48	162	162	9	6	31	1437.2	1530	787	716	147	48	510	31	28	55	3

WIN STREAK: 9, May 31-June 9

LOSING STREAK: 6, July 1-9



YEAR-BY-YEAR STATISTICAL REVIEW

2009 ANGELS INFORMATION GUIDE

1999 ANGELS BATTING

PLAYER	AVG	G	AB	R	H	TB	2B	3B	HR	RBI	SH	SF	HP	BB	IBB	SO	SB	CS
Anderson,G	.303	157	620	88	188	291	36	2	21	80	0	6	0	34	8	81	3	4
Belcher,T	.200	24	5	0	1	2	1	0	0	0	0	0	0	0	0	2	0	0
Colangelo,M	.500	1	2	0	1	1	0	0	0	0	0	0	0	1	0	0	0	0
Davanon,J	.200	7	20	4	4	9	0	1	1	4	0	0	0	2	0	7	0	1
Decker,S	.238	28	63	5	15	21	6	0	0	5	1	1	1	13	0	9	0	0
Disarcina,G	.229	81	271	32	62	74	7	1	1	29	9	1	2	15	0	32	2	2
Durrington,T	.180	43	122	14	22	24	2	0	0	2	5	0	0	9	0	28	4	3
Edmonds,J	.250	55	204	34	51	87	17	2	5	23	0	1	0	28	0	45	5	4
Erstad,D	.253	142	585	84	148	219	22	5	13	53	2	3	1	47	3	101	13	7
Finley,C	.000	33	4	0	0	0	0	0	0	0	1	0	0	0	0	3	0	0
Glaus,T	.240	154	551	85	132	248	29	0	29	79	0	3	6	71	1	143	5	1
Greene,T	.243	97	321	36	78	140	20	0	14	42	0	2	3	12	0	63	1	4
Hemphill,B	.143	12	21	3	3	3	0	0	0	2	1	1	0	4	0	4	0	0
Hill,K	.000	26	3	0	0	0	0	0	0	0	0	0	0	0	0	0	0	0
Huson,J	.262	97	225	21	59	68	7	1	0	18	1	3	0	16	0	27	10	1
Luke,M	.300	18	30	4	9	18	0	0	3	6	0	0	0	2	0	10	0	0
Molina,B	.257	31	101	8	26	34	5	0	1	10	0	0	0	6	0	6	0	1
O'Brien,C	.097	27	62	3	6	9	0	0	0	1	4	1	1	2	1	12	0	0
Olivero,O	.333	20	6	0	2	3	1	0	0	1	0	0	0	0	1	0	0	0
Palmeiro,D	.278	109	317	46	88	105	12	1	1	23	6	3	6	39	1	30	5	5
Pritchett,C	.156	20	45	3	7	11	1	0	1	2	1	1	0	2	0	9	1	1
Salmon,T	.266	98	353	60	94	173	24	2	17	69	0	6	0	63	2	82	4	1
Sheets,A	.197	87	244	22	48	67	10	0	3	29	6	5	0	14	0	59	1	2
Silvestri,D	.091	3	11	0	1	2	1	0	0	1	0	0	0	0	0	1	0	0
Sparks,S	.333	29	3	0	1	2	1	0	0	2	0	0	0	0	0	1	0	0
Unroe,T	.241	27	54	5	13	18	2	0	1	6	0	0	1	4	0	16	0	0
Vaughn,M	.281	139	524	63	147	266	20	0	33	108	0	3	11	54	7	127	0	0
Velarde,R	.306	95	376	57	115	165	15	4	9	48	2	0	4	43	1	56	13	4
Walbeck,M	.240	107	288	26	69	88	8	1	3	22	3	1	3	26	1	46	2	3
Williams,R	.222	30	63	8	14	22	1	2	1	6	1	1	1	5	0	21	2	1
TOTALS	.256	162	5494	711	1404	2170	248	22	158	673	41	42	43	511	24	1022	71	45
OPP.	.269	162	5477	826	1472	2338	285	25	177	787	36	65	56	624	17	877	103	62

1999 ANGELS DESIGNATED HITTERS

PLAYER	AVG	G	AB	R	H	TB	2B	3B	HR	RBI	SH	SF	HP	BB	IBB	SO	SB	CS
Anderson,G	.500	4	16	1	8	10	2	0	0	1	0	0	0	2	0	1	0	0
Davanon,J	.000	2	3	1	0	0	0	0	0	0	0	0	0	0	0	3	0	0
Decker,S	.143	3	7	0	1	1	0	0	0	0	0	0	0	1	0	2	0	0
Durrington,T	.000	1	0	0	0	0	0	0	0	0	0	0	0	0	0	0	0	0
Edmonds,J	.250	9	36	6	9	13	4	0	0	3	0	0	0	2	0	8	3	0
Erstad,D	.000	2	8	0	0	0	0	0	0	0	0	0	0	1	0	2	1	0
Glaus,T	.000	1	4	1	0	0	0	0	0	0	0	0	0	1	0	0	0	0
Greene,T	.236	44	161	18	38	69	10	0	7	25	0	1	1	6	0	33	0	0
Huson,J	.273	7	11	2	3	4	1	0	0	4	0	0	0	0	0	4	0	0
Palmeiro,D	.303	10	33	1	10	11	1	0	0	2	1	0	1	5	0	1	1	1
Pritchett,C	.167	5	12	0	2	2	0	0	0	0	0	0	0	1	0	1	0	0
Salmon,T	.042	7	24	3	1	4	0	0	1	5	0	0	0	7	0	6	0	0
Unroe,T	.222	8	9	1	2	2	0	0	0	1	0	0	1	0	0	2	0	0
Vaughn,M	.292	67	260	31	76	150	11	0	21	64	0	1	4	24	4	53	0	0
Walbeck,M	.500	1	2	1	1	1	0	0	0	0	0	0	0	1	0	0	0	0
Williams,R	.250	3	4	0	1	1	0	0	0	1	0	0	0	0	0	2	0	0
TOTALS	.258	162	590	66	152	268	29	0	29	106	1	2	7	51	4	118	5	1

1999 ANGELS PITCHING

PITCHER	W-L	ERA	G	GS	CG	SHO	SV	IP	H	R	ER	HR	HB	BB	IB	SO	WP	BK
Alvarez,J	0-1	3.00	8	0	0	0	0	3	1	1	1	0	0	4	0	4	1	0
Belcher,T	6-8	6.73	24	24	0	0	0	132.1	168	104	99	27	5	46	0	52	7	1
Cooper,B	1-1	4.88	5	5	0	0	0	27.2	23	15	15	3	4	18	0	15	0	0
Finley,C	12-11	4.43	33	33	1	0	0	213.1	197	117	105	23	8	94	2	200	15	0
Fyhrie,M	0-4	5.05	16	7	0	0	0	51.2	61	32	29	8	0	21	1	26	0	0
Hasegawa,S	4-6	4.91	64	1	0	0	2	77	80	45	42	14	2	34	2	44	4	0
Hill,K	4-11	4.77	26	22	0	0	0	128.1	129	72	68	14	4	76	1	76	5	0
Holtz,M	2-3	8.06	28	0	0	0	0	22.1	26	20	20	3	2	15	1	17	3	0
Levine,A	1-1	3.39	50	1	0	0	0	85	76	40	32	13	3	29	2	37	3	0
Magnante,M	5-2	3.38	53	0	0	0	0	69.1	68	30	26	2	3	29	4	44	3	1
McDowell,J	0-4	8.05	4	4	0	0	0	19	31	17	17	4	2	5	0	12	0	0
Mintz,S	0-0	3.60	3	0	0	0	0	5	8	2	2	1	0	2	0	2	0	0
Olivero,O	8-9	4.05	20	20	3	0	0	131	135	62	59	11	6	49	0	49	4	0
Ortiz,R	2-3	6.52	9	9	0	0	0	48.1	50	35	35	7	2	25	0	44	2	2
Percival,T	4-6	3.79	60	0	0	0	31	57	38	24	24	9	3	22	0	58	3	0
Petkovsek,M	10-4	3.47	64	0	0	0	1	83	85	37	32	6	2	21	2	43	3	1
Pote,L	1-1	2.15	20	0	0	0	3	29.1	23	9	7	1	0	12	1	20	1	0
Schoeneweis,S	5-11	5.49	31	0	0	0	0	39.1	47	27	24	4	0	14	1	22	1	0
Sparks,S	5-11	5.42	28	26	0	0	0	147.2	165	101	89	21	9	82	0	73	8	0
Washburn,J	4-5	5.25	16	10	0	0	0	61.2	61	36	36	6	1	26	0	39	2	0
TOTALS	70-92	4.79	162	162	4	7	37	1431.1	1472	826	762	177	56	624	17	877	65	5
OPP.	92-70	4.06	162	162	14	11	50	1441.1	1404	711	650	158	43	511	24	1022	41	5

WIN STREAK: 5, Sept. 12-15; Sept. 29-Oct. 3

LOSING STREAK: 11, July 16-26



YEAR-BY-YEAR STATISTICAL REVIEW

2009 ANGELS INFORMATION GUIDE

2000 ANGELS BATTING

PLAYER	AVG	G	AB	R	H	TB	2B	3B	HR	RBI	SH	SF	HP	BB	IBB	SO	SB	CS
Anderson, G	.286	159	647	92	185	336	40	3	35	117	1	9	0	24	5	87	7	6
Baughman, J	.227	16	22	4	5	7	2	0	0	0	0	0	0	1	0	2	3	0
Bottenfield, K	.667	21	3	1	2	2	0	0	0	0	0	0	0	0	0	1	0	0
Clemente, E	.218	46	78	4	17	19	2	0	0	5	1	0	1	0	0	27	0	1
Cooper, B	.000	15	4	0	0	0	0	0	0	0	0	0	0	0	0	3	0	0
Disarcina, G	.395	12	38	6	15	20	2	0	1	11	2	0	1	1	0	3	0	1
Durrington, T	.000	4	3	0	0	0	0	0	0	0	0	0	0	0	0	0	0	0
Erstad, D	.355	157	676*	121	240*	366	39	6	25	100	2	4	1	64	9	82	28	8
Etherton, S	.000	11	2	1	0	0	0	0	0	0	0	0	0	1	0	0	0	0
Gant, R	.232	34	82	15	19	42	3	1	6	16	0	1	0	20	0	18	1	2
Gil, B	.239	110	301	28	72	106	14	1	6	23	5	2	5	30	0	59	10	6
Glaus, T	.284	159	563	120	160	340	37	1	47*	102	0	1	2	112	6	163	14	11
Hasegawa, S	.000	66	1	0	0	0	0	0	0	0	0	0	0	0	0	0	0	0
Hill, K	.333	16	3	0	1	1	0	0	0	0	1	0	0	0	0	0	0	0
Johnson, K	.500	6	4	2	2	2	0	0	0	0	1	0	0	2	0	0	0	0
Kennedy, A	.266	156	598	82	159	241	33	11	9	72	8	4	3	28	5	73	22	8
Luloua, K	.333	6	18	3	6	6	0	0	0	0	0	0	0	1	0	1	0	0
Molina, B	.281	130	473	59	133	199	20	2	14	71	4	7	6	23	0	33	1	0
Palmeiro, O	.300	108	243	38	73	97	20	2	0	25	10	3	2	38	0	20	4	1
Salmon, T	.290	158	568	108	165	307	36	2	34	97	0	2	6	104	5	139	0	2
Schoenweis, S	.333	27	3	0	1	1	0	0	0	1	0	0	0	0	0	0	0	0
Spezio, S	.242	123	297	47	72	138	11	2	17	49	1	4	3	40	2	56	1	2
Stocker, K	.197	70	229	21	45	64	13	3	0	16	8	1	2	32	0	54	0	3
Vaughn, M	.272	161	614	93	167	306	31	0	36	117	0	5	14	79	11	181*	2	0
Walbeck, M	.199	47	146	17	29	52	5	0	6	12	1	0	1	7	0	22	0	1
Washburn, J	.333	14	3	0	1	1	0	0	0	2	2	0	0	1	0	0	0	0
Wooten, S	.556	7	9	2	5	6	1	0	0	1	0	0	0	0	0	0	0	0
TOTALS	.280	162	5628	864	1574	2659	309	34	236	837	47	43	47	608	43	1024	93	52
OPP.	.273	162	5609	869	1534	2540	276	23	228	831	40	53	36	662	44	846	101	56

2000 ANGELS DESIGNATED HITTERS

PLAYER	AVG	G	AB	R	H	TB	2B	3B	HR	RBI	SH	SF	HP	BB	IBB	SO	SB	CS
Anderson, G	.300	10	40	4	12	20	2	0	2	10	0	0	0	1	0	5	0	0
Baughman, J	.000	4	2	1	0	0	0	0	0	0	0	0	0	0	0	0	1	0
Erstad, D	.407	20	91	19	37	56	4	0	5	18	0	0	0	6	1	8	5	2
Palmeiro, O	.180	19	50	4	9	9	0	0	0	0	4	1	0	5	0	3	0	0
Salmon, T	.287	33	115	23	33	55	7	0	5	15	0	0	2	28	0	18	0	0
Spezio, S	.224	50	161	19	36	61	7	0	6	16	0	1	3	27	2	27	1	1
Vaughn, M	.260	14	50	9	13	23	4	0	2	9	0	0	1	7	0	17	0	0
Walbeck, M	.000	1	2	0	0	0	0	0	0	0	0	0	0	0	0	1	0	0
TOTALS	.275	144	578	93	159	264	27	0	26	81	1	1	7	86	3	96	8	5

2000 ANGELS PITCHING

PITCHER	W	L	ERA	G	GS	CG	SHO	GF	SV	IP	H	R	ER	HR	HB	BB	IBB	SO	WP	BK	AVG
Alvarez, J	0	0	13.50	11	0	0	0	3	0	6	14	9	9	3	0	7	1	2	1	0	.467
Belcher, T	4	5	6.86	9	9	1	0	0	0	40.2	45	31	31	8	2	22	1	22	1	1	.281
Bottenfield, K	7	8	5.71	21	21	0	0	0	0	127.2	144	82	81	25	3	56	4	75	1	0	.285
Cooper, B	4	8	5.90	15	15	1	1	0	0	87	105	66	57	18	2	35	1	36	1	0	.300
Dickson, J	2	2	6.11	6	6	0	0	0	0	28	39	20	19	5	1	7	0	18	0	0	.336
Etherton, S	5	1	5.52	11	11	0	0	0	0	60.1	68	38	37	16	1	22	0	32	2	0	.278
Fyhrle, M	0	0	2.39	32	0	0	0	7	0	52.2	54	14	14	4	0	15	4	43	0	0	.269
Hasegawa, S	10	6	3.57	66	0	0	0	26	9	95.2	100	43	38	11	2	38	6	59	2	1	.270
Hill, K	5	7	6.52	16	16	0	0	0	0	78.2	102	59	57	16	2	53	1	50	6	0	.323
Hinchiffe, B	0	0	5.40	2	0	0	0	0	0	1.2	1	1	1	0	0	1	0	0	0	0	.167
Holtz, M	3	3	5.05	61	0	0	0	6	0	41	37	26	23	4	2	18	2	40	1	0	.248
Karl, S	2	2	6.65	6	4	0	0	0	0	21.2	31	21	16	2	0	12	0	9	2	0	.337
Lervine, A	3	4	3.87	51	5	0	0	12	2	95.1	98	44	41	10	2	49	5	42	1	0	.266
Mercker, K	1	6	5.52	21	7	0	0	2	0	48.1	57	35	35	12	2	29	3	30	2	0	.300
Ortiz, R	8	8	3.09	18	18	2	0	0	0	111.1	96	69	63	18	2	55	0	73	7	4	.236
Percival, T	5	5	4.50	54	0	0	0	45	32	50	42	27	25	7	2	30	4	49	1	0	.228
Petkovsek, M	4	2	4.22	64	1	0	0	21	2	81	86	39	38	8	3	23	6	31	3	0	.277
Pote, L	1	1	3.40	32	1	0	0	12	1	50.1	52	23	19	4	0	17	1	44	3	0	.267
Schoenweis, S	7	10	5.45	27	27	1	1	0	0	170	183	112	103	21	6	67	2	78	4	3	.276
Turnbow, T	0	0	4.74	24	1	0	0	16	0	38	36	21	20	7	2	36	0	25	3	1	.254
Ward, B	0	0	5.63	7	0	0	0	2	0	8	8	6	5	1	0	2	0	3	2	0	.235
Washburn, J	7	2	3.74	14	14	0	0	0	0	84.1	64	38	35	16	1	37	0	49	1	0	.215
Weaver, E	0	0	6.87	17	0	0	0	4	0	18.1	20	16	14	5	0	16	1	8	1	0	.267
Weber, B	1	0	1.84	10	0	0	0	1	0	14.2	12	6	3	0	0	2	1	8	1	0	.214
Wife, M	3	1	5.54	8	6	0	0	0	0	37.1	40	23	23	7	1	13	1	20	1	0	.272
TOTALS	82	80	5.00	162	162	5	3	157	46	1448.0	1534	869	805	228	36	662	44	846	47	10	.273
OPP.	80	82	5.11	162	162	10	5	152	33	1445.1	1574	864	820	236	47	608	43	1024	45	2	.280

WIN STREAK: 4, July 6-9; Sept. 12-16

LOSING STREAK: 6, Aug. 30-Sept. 5



YEAR-BY-YEAR STATISTICAL REVIEW

2009 ANGELS INFORMATION GUIDE

2001 ANGELS BATTING

PLAYER	AVG	G	AB	R	H	TB	2B	3B	HR	RBI	SH	SF	HP	BB	IBB	SO	SB	CS
Anderson, G	.289	161	672	83	194	321	39	2	28	123	0	5	0	27	4	100	13	6
Barnes, L	.100	14	40	2	4	7	0	0	1	2	0	0	0	1	0	9	0	0
Burke, J	.200	5	5	1	1	1	0	0	0	0	0	0	0	0	0	2	0	0
Davanon, J	.193	34	88	7	17	36	2	1	5	9	0	1	0	11	0	29	1	3
RIGHT	.280		25		7	13			2	2		0	0	4		9		
LEFT	.159		63		10	23		2	1	3		7	0	7		20		
Eckstein, D	.285	148	582	82	166	208	26	2	4	41	16*	2	21*	43	0	60	29	4
Erstad, D	.258	157	631	89	163	227	35	1	9	63	1	7	10	62	7	113	24	10
Fabregas, J	.223	47	148	9	33	47	4	2	2	16	4	2	0	3	0	15	0	0
Fernandez, J	.080	11	25	1	2	3	1	0	0	0	0	0	0	2	0	10	0	1
Gil, B	.296	92	260	33	77	124	15	4	8	39	2	2	0	14	0	57	3	4
Glaus, T	.250	161	588	100	147	312	38	2	41	108	0	7	6	107	7	158	10	3
Hill, G	.136	16	66	4	9	12	0	0	1	2	0	0	0	0	0	20	0	0
Holtz, M	.000	1	0	0	0	0	0	0	0	0	0	0	0	0	0	0	0	0
Joyner, W	.243	51	148	14	36	52	5	1	3	14	0	0	0	13	0	18	1	1
Kennedy, A	.270	136	478	48	129	178	25	3	6	40	7	9	11	27	3	71	12	7
Molina, B	.262	96	325	31	85	114	11	0	6	40	2	4	8	16	3	51	0	1
Molina, J	.270	13	37	8	10	19	3	0	2	4	2	0	0	3	0	8	0	0
Nieves, J	.245	23	53	5	13	24	3	1	2	3	2	0	2	2	0	20	0	1
Ortiz, R	.000	2	7	0	0	0	0	0	0	0	0	0	0	0	0	2	0	0
Palmeiro, O	.243	95	230	29	56	74	10	1	2	23	7	5	3	25	2	24	6	6
Rapp, P	.000	2	5	0	0	0	0	0	0	0	0	0	0	0	0	2	0	0
Salmon, T	.227	137	475	63	108	182	21	1	17	49	0	2	8	96	4	121	9	3
Schoeneweis, S	.000	1	0	0	0	0	0	0	0	0	0	0	0	2	0	0	0	0
Spiezio, S	.271	137	457	57	124	200	29	4	13	54	3	4	5	34	4	65	5	2
RIGHT	.239		109		26	34		8	0	6		2	0	11		22		
LEFT	.282		348		98	166		21	4	13		4	3	23		4		
Valdes, I	.200	2	5	0	1	1	0	0	0	0	0	0	0	0	0	2	1	0
Washburn, J	.600	2	5	1	3	3	0	0	0	0	0	0	0	1	0	2	0	0
Weber, B	.000	1	0	0	0	0	0	0	0	0	0	0	0	0	0	0	0	0
Wooten, W	.312	73	221	24	69	103	8	1	8	32	0	3	3	5	0	42	2	0
PITCHERS	.182	162	22	1	4	4	0	0	0	0	0	0	0	3	0	8	1	0
TOTALS	.261	162	5551	691	1447	2248	275	26	158	662	46	53	77	494	34	1001	116	52
OPP.	.263	162	5529	730	1452	2279	285	19	168	697	37	39	64	525	47	947	109	59

2001 ANGELS DESIGNATED HITTERS

PLAYER	AVG	G	AB	R	H	TB	2B	3B	HR	RBI	SH	SF	HP	BB	IBB	SO	SB	CS
Anderson, G	.300	10	40	4	12	20	2	0	2	10	0	0	0	1	0	5	0	0
Baughman, J	.000	4	2	1	0	0	0	0	0	0	0	0	0	0	0	0	1	0
Erstad, D	.407	20	91	19	37	56	4	0	5	18	0	0	0	6	1	8	5	2
Palmeiro, O	.180	19	50	4	9	9	0	0	0	4	1	0	1	5	0	3	0	0
Salmon, T	.287	33	115	23	33	55	7	0	5	15	0	0	2	28	0	18	0	0
Spiezio, S	.224	50	161	19	36	61	7	0	6	16	0	1	3	27	2	27	1	1
Vaughn, M	.260	14	50	9	13	23	4	0	2	9	0	0	1	7	0	17	0	0
Walbeck, M	.000	1	2	0	0	0	0	0	0	0	0	0	0	0	0	1	0	0
TOTALS	.275	144	578	93	159	264	27	0	26	81	1	1	7	86	3	96	8	5

2001 ANGELS PITCHING

PITCHER	W	L	ERA	G	GS	CG	SHO	GF	SV	IP	H	R	ER	HR	HB	BB	IB	SO	WP	BK	AVG
Borland, T	0	1	10.80	2	0	0	0	1	0	3.1	8	5	4	1	0	1	0	0	0	0	.471
Cooper, B	0	1	2.63	7	1	0	0	5	0	13.2	10	5	4	2	0	4	0	7	0	0	.200
Green, S	0	0	3.00	1	1	0	0	0	0	6	4	2	2	0	0	6	0	4	2	0	.190
Hasegawa, S	5	6	4.04	46	0	0	0	10	0	55.2	52	28	25	5	2	20	5	41	2	0	.248
Holtz, M	1	2	4.86	63	0	0	0	11	0	37	40	24	20	5	2	15	4	38	5	0	.274
Levine, A	8	10	2.38	64	1	0	0	21	2	75.2	71	25	20	7	2	28	4	40	6	0	.257
Lukasiewicz, M	0	2	6.04	24	0	0	0	11	0	22.1	21	17	15	6	2	9	2	25	2	0	.247
Miadich, J	0	0	4.50	11	0	0	0	4	0	10	6	5	5	2	0	8	0	11	1	0	.182
Ortiz, R	13	11	4.36	32	32	2	0	0	0	208.2	223	114	101	25	12	76	6	135	7	0	.274
Percival, T	4	2	2.65	57	0	0	0	50	39	57.2	39	19	17	3	2	18	1	71	2	0	.187
Pote, L	2	0	4.15	44	1	0	0	15	2	86.2	88	41	40	11	3	32	5	66	3	0	.258
Rapp, P	5	12	4.76	31	28	1	0	1	0	170	169	96	90	20	2	71	2	82	4	0	.261
Schoeneweis, S	10	11	5.08	32	32	1	0	0	0	205.1	227	122	116	21	14	77	2	104	4	1	.281
Shields, R	0	0	0.00	8	0	0	0	6	0	11	8	1	0	0	1	7	0	7	2	0	.200
Valdes, I	9	13	4.45	27	27	1	0	0	0	163.2	177	82	81	20	8	50	3	100	3	0	.277
Washburn, J	11	10	3.77	30	30	1	0	0	0	193.1	196	89	81	25	7	54	4	126	3	0	.263
Weber, B	6	2	3.42	56	0	0	0	19	0	68.1	66	28	26	4	5	31	8	40	0	1	.251
Wise, M	1	4	4.38	11	9	0	0	2	0	49.1	47	27	24	11	2	18	1	50	0	0	.250
TOTALS	75	87	4.20	162	162	6	11	156	43	1437.2	1452	730	671	168	64	525	47	947	46	2	.263
OPP.	87	75	3.96	162	162	9	12	153	46	1444	1447	691	636	158	77	494	34	1001	58	4	.261

WIN STREAK: 6, July 16-22

LOSING STREAK: 7, June 28-July 4; Sept. 21-28; Sept. 30-Oct. 7

CLUB HISTORY



YEAR-BY-YEAR STATISTICAL REVIEW

2009 ANGELS INFORMATION GUIDE

2002 ANGELS BATTING

PLAYER	AVG	G	AB	R	H	TB	2B	3B	HR	RBI	SH	SF	HP	BB	IBB	SO	SB	CS
Amezaga, A	.538	12	13	3	7	9	2	0	0	2	0	0	0	0	0	1	1	0
Anderson, G	.306	158	638	93	195	344	56*	3	29	123	0	10	0	30	11	80	6	4
Appier, K	.000	32	2	0	0	0	0	0	0	0	2	0	0	0	0	2	0	0
Bellinger, C	.000	2	1	0	0	0	0	0	0	0	0	0	0	0	0	1	0	0
Davanan, J	.167	16	30	3	5	11	3	0	1	4	1	0	0	2	0	6	1	0
RIGHT	.091		11		1	2	1	0	0	0	0	0	0	1	0	4		
LEFT	.211		19		4	9	2	0	1	4	1	0	0	1	0	2		
Eckstein, D	.293	152	608	107	178	236	22	6	8	63	14*	8	27*	45	0	44	21	13
Erstad, D	.283	150	625	99	177	243	28	4	10	73	5	4	2	27	4	67	23	3
Fabregas, J	.193	35	88	8	17	18	1	0	0	8	2	0	0	6	1	6	0	0
Fasano, S	.000	2	1	0	0	0	0	0	0	0	0	0	0	0	0	1	0	0
Figgins, C	.167	15	12	6	2	3	1	0	0	1	0	0	0	0	0	5	2	1
RIGHT	.125		8		1	2	1	0	0	0	0	0	0	0	0	4		
LEFT	.250		4		1	1	0	0	0	1	0	0	0	0	0	1		
Fullmer, B	.289	130	429	75	124	228	35	6	19	59	0	3	15	32	6	44	10	3
Gil, B	.285	61	130	11	37	56	8	1	3	20	2	2	0	5	0	33	2	1
Glaus, T	.250	156	569	99	142	258	24	1	30	111	0	8	6	88	4	144	10	3
Kennedy, A	.312	144	474	65	148	213	32	6	7	52	5	4	7	19	1	80	17	4
Molina, B	.245	122	428	34	105	138	18	0	5	47	6	4	15	3	34	0	0	
Molina, J	.271	29	70	5	19	22	3	0	0	5	4	2	0	5	0	15	0	2
Nieves, J	.289	45	97	17	28	30	2	0	0	6	1	0	0	2	0	14	1	1
Ochoa, A	.277	37	65	8	18	31	7	0	2	10	0	0	0	10	0	5	2	2
Ortiz, R	.000	32	7	0	0	0	0	0	0	0	0	0	0	0	0	3	0	0
Palmeiro, O	.300	110	263	35	79	93	12	1	0	31	4	3	0	30	1	22	7	2
Ramirez, J	.281	29	32	6	9	14	0	1	1	7	0	0	1	2	0	14	0	2
Salmon, T	.286	138	483	84	138	243	37	1	22	88	0	7	7	71	3	102	6	3
Schoenewei, S	.000	54	2	0	0	0	0	0	0	0	0	0	0	0	0	2	0	0
Sele, A	.500	26	2	0	1	1	0	0	0	0	0	0	0	0	1	0	0	0
Spiezio, S	.285	153	491	80	140	214	34	2	12	82	3	6	4	67	7	52	6	7
RIGHT	.368		152		56	82	8	0	6	35	2	4	1	24	0	16		
LEFT	.248		339		84	132	26	2	6	47	1	2	3	43	7	36		
Washburn, J	.200	32	5	0	1	1	0	0	0	0	0	0	0	0	0	3	0	0
Wooten, W	.292	49	113	13	33	50	8	0	3	19	0	1	1	6	1	24	2	0
PITCHERS	.111	162	18	0	2	2	0	0	0	2	0	0	0	0	0	11	0	0
TOTALS	.282	162	5678	851	1603	2456	333	32	152	811	49	64	74	462	42	805	117	51
OPP.	.247	162	5453	644	1345	2138	248	19	169	609	27	59	49	509	24	999	78	51

2002 ANGELS DESIGNATED HITTERS

PLAYER	AVG	G	AB	R	H	TB	2B	3B	HR	RBI	SH	SF	HP	BB	IBB	SO	SB	CS
Anderson, G	.317	10	41	2	13	19	3	0	1	6	0	0	0	2	0	1	0	0
DaVanon, J	.250	4	4	1	1	2	1	0	0	0	1	0	0	0	0	0	1	0
Eckstein, D	.308	3	13	3	4	5	1	0	0	2	0	0	0	1	0	1	1	0
Erstad, D	.188	4	16	0	3	4	1	0	0	1	1	0	0	1	0	2	1	0
Fullmer, B	.277	93	328	54	91	166	27	6	12	48	0	3	11	22	2	34	7	2
Gil, B	.438	10	16	3	7	16	1	1	2	6	0	0	0	1	0	4	0	0
Kennedy, A	.200	1	5	1	1	1	0	0	0	0	0	0	0	0	0	0	0	0
Palmeiro, O	.625	6	8	1	5	5	0	0	0	2	0	0	0	1	0	1	0	0
Salmon, T	.256	25	82	18	21	43	7	0	5	11	0	0	2	14	0	20	1	1
Wooten, S	.236	26	72	8	17	28	2	0	3	9	0	1	1	4	1	15	1	0
TOTALS	.279		585	91	163	289	43	7	23	85	2	4	14	66	3	78	12	3

2002 ANGELS PITCHING

PITCHER	W	L	ERA	G	GS	CG	GF	SV	SHO	IP	H	R	ER	HR	HB	BB	IB	SO	WP	BK	OPP	AVG
Appier, K	14	12	3.92	32	32	0	0	0	0	188.1	191	89	82	23	7	64	2	132	7	0	.267	
Callaway, M	2	1	4.19	6	6	0	0	0	0	34.1	31	20	16	4	3	11	0	23	2	0	.235	
Cook, D	1	1	3.38	37	0	0	5	0	0	24	21	9	9	2	1	10	0	13	0	0	.241	
Donnelly, B	1	1	2.17	46	0	0	11	1	0	49.2	32	13	12	2	2	19	3	54	1	0	.184	
Lackey, J	9	4	3.66	18	1	0	0	0	0	108.1	113	52	44	10	4	33	0	69	7	2	.267	
Levine, A	4	4	4.24	52	0	0	21	5	0	63.2	61	35	30	8	2	34	3	40	2	0	.253	
Lukasiewicz, M	2	0	3.86	17	0	0	4	0	0	14	17	6	6	0	0	9	0	15	0	0	.298	
Ortiz, R	15	9	3.77	32	32	4	0	0	1	217.1	188	97	91	40*	5	68	0	162	7	3	.230	
Percival, T	4	1	1.92	58	0	0	50	40	0	56.1	38	12	12	5	0	25	1	68	5	0	.188	
Pote, L	0	2	3.22	31	0	0	13	0	0	50.1	33	20	18	7	3	26	2	32	3	0	.194	
Rodriguez, F	0	0	0.00	5	0	0	4	0	0	5.2	3	0	0	0	1	2	1	13	0	0	.167	
Schoenewei, S	9	8	4.88	54	15	0	4	1	0	118	119	68	64	17	5	49	4	65	1	1	.264	
Sele, A	8	9	4.89	26	26	1	0	0	1	160	190	92	87	21	7	49	2	82	5	0	.299	
Shields, S	5	3	2.20	29	1	0	13	0	0	49	31	13	12	4	1	21	1	30	3	0	.188	
Wall, D	0	0	6.43	17	0	0	8	0	0	21	17	15	15	3	1	7	1	13	2	0	.221	
Washburn, J	18	6	3.15	32	32	1	0	0	0	206	183	75	72	19	3	59	1	139	5	1	.235	
Weber, B	7	2	2.54	63	0	0	16	7	0	78	70	25	22	4	3	22	3	43	2	0	.249	
Wise, M	0	0	3.24	7	0	0	6	0	0	8.1	7	3	3	0	1	1	0	6	0	0	.233	
TOTALS	99	63	3.69	162	162	7	155	54	14	1452.1	1345	644	595	169	49	509	24	999	52	7	.247	
OPP.	63	99	4.77	162	162	8	154	36	8	1437	1603	851	762	152	74	462	42	805	55	11	.282	

WIN STREAK: 10, Aug. 29-Sept. 8

LOSING STREAK: 6, April 8-13



YEAR-BY-YEAR STATISTICAL REVIEW

2009 ANGELS INFORMATION GUIDE

2003 ANGELS BATTING

PLAYER	AVG	G	AB	R	H	TB	2B	3B	HR	RBI	SH	SF	HP	BB	IBB	SO	SB	CS
Amezaga,A	.210	37	105	15	22	35	3	2	2	7	5	0	1	9	0	23	2	2
Anderson,G	.315	159	638	80	201	345	49*	4	29	116	0	4	0	31	10	83	6	3
Davanon,J	.282	123	330	56	93	147	16	1	12	43	4	5	1	42	0	59	17	5
RIGHT	.342		38		13	22	3	0	2	7	0	0	0	8	0	12		
LEFT	.274		292		80	125	13	1	10	36	4	5	1	34	0	47		
Delgado,W	.320	19	50	4	16	16	0	0	0	4	0	0	0	8	0	8	0	0
RIGHT	.182		11		2	2	0	0	0	0	0	0	0	2	0	2		
LEFT	.359		39		14	14	0	0	0	4	0	0	0	6	0	6		
Durrington,T	.143	12	14	5	2	2	0	0	0	1	0	0	0	3	0	0	1	1
Eckstein,D	.252	120	452	59	114	147	22	1	3	31	10	4	15	36	0	45	16	5
Erstad,D	.252	67	258	35	65	86	7	1	4	17	2	2	4	18	1	40	9	1
Figgins,C	.296	71	240	34	71	88	9	4	0	27	6	4	0	20	0	38	13	7
RIGHT	.281		89		25	33	4	2	0	13	1	1	0	8	0	9		
LEFT	.305		151		46	55	5	2	0	14	5	3	0	12	0	29		
Fullmer,B	.306	63	206	32	63	103	9	2	9	35	0	1	2	26	4	31	5	4
Gil,B	.192	62	125	12	24	34	5	1	1	9	4	2	0	4	1	33	5	1
Glaus,T	.248	91	319	53	79	148	17	2	16	50	0	1	1	46	4	77	7	2
Gregorio,T	.158	12	19	1	3	3	0	0	0	2	0	0	1	1	0	8	0	0
Johnson,G	.375	5	8	1	3	4	1	0	0	0	0	0	0	1	0	1	0	1
Kennedy,A	.269	143	449	71	121	179	17	1	13	49	2	5	9	45	4	73	22	9
Molina,B	.281	119	409	37	115	181	24	0	14	71	2	4	2	13	2	31	1	1
Molina,J	.184	53	114	12	21	25	4	0	0	6	4	1	3	1	0	26	0	0
Owens,E	.270	111	241	29	65	74	6	0	1	20	4	1	1	10	0	24	11	8
Quinlan,R	.287	38	94	13	27	35	4	2	0	4	1	0	0	6	0	16	1	2
Ramirez,J	.000	6	2	1	0	0	0	0	0	0	0	0	0	0	0	0	0	0
Riggs,A	.246	24	61	11	15	30	4	1	3	5	2	0	0	9	0	9	3	1
Salmon,T	.275	148	528	78	145	245	35	4	19	72	0	6	10	77	3	93	3	1
Spiezio,S	.265	158	521	69	138	236	36	7	16	83	2	7	5	46	8	66	6	3
RIGHT	.223		148		33	50	6	1	3	22	2	2	2	11	2	22		
LEFT	.282		373		105	186	30	6	13	61	0	5	3	35	6	44		
PITCHERS	.095	162	21	1	2	2	0	0	0	1	0	0	0	0	0	9	0	0
TOTALS	.268	162	5487	736	1473	2265	276	33	150	687	50	50	56	476	42	838	129	61
OPP.	.261	162	5532	743	1444	2328	260	27	190	716	25	42	76	486	38	980	80	48

2003 ANGELS DESIGNATED HITTERS

BATTER	AVG	G	AB	R	H	TB	2B	3B	HR	RBI	SH	SF	HP	BB	IBB	SO	SB	CS
Amezaga,A	.000	1	0	0	0	0	0	0	0	0	0	0	0	0	0	0	0	0
Anderson,G	.361	15	61	7	22	37	3	0	4	17	0	0	0	4	1	7	2	0
Davanon,J	.000	1	0	0	0	0	0	0	0	0	0	0	0	1	0	0	0	0
Durrington,T	.000	2	0	0	0	0	0	0	0	0	0	0	0	0	0	0	0	1
Eckstein,D	.182	3	11	0	2	2	0	0	0	0	0	0	0	1	0	1	2	0
Figgins,D	.000	3	4	0	0	0	0	0	0	0	0	0	0	0	0	1	0	1
Fullmer,B	.277	41	141	19	39	63	6	0	6	26	0	1	1	16	1	24	2	3
Gil,B	.000	2	1	1	0	0	0	0	0	0	0	0	0	0	0	0	0	0
Glaus,T	.286	4	14	3	4	8	1	0	1	4	0	0	0	2	0	3	0	0
Kennedy,A	.000	1	0	0	0	0	0	0	0	0	0	0	0	1	0	0	0	0
Owens,E	.500	3	2	1	1	1	0	0	0	0	0	0	0	0	0	1	0	0
Quinlan,R	.333	3	12	1	4	5	1	0	0	1	0	0	0	0	0	3	0	0
Ramirez,J	.000	1	0	1	0	0	0	0	0	0	0	0	0	0	0	0	0	0
Riggs,A	.000	3	4	0	0	0	0	0	0	0	0	0	0	2	0	0	0	0
Salmon,T	.250	68	248	26	62	102	17	1	7	30	0	3	3	37	2	48	0	0
Wesson,B	.000	1	0	1	0	0	0	0	0	0	0	0	0	0	0	0	0	0
Wooten,W	.171	28	76	5	13	21	2	0	2	8	0	0	0	2	1	11	0	1
TOTALS	.256		574	65	147	239	30	1	20	86	1	4	4	66	5	99	6	6

2003 ANGELS PITCHING

PITCHER	W	L	ERA	G	GS	CG	GF	SHO	SV	IP	H	R	ER	HR	HB	BB	IBB	SO	WP	BK	AVG
Appier,K	7	7	5.63	19	19	0	0	0	0	92.2	105	60	58	17	8	36	4	50	4	1	.279
Boothcheck,C	0	1	9.58	4	1	0	2	0	0	10.1	16	13	11	5	0	6	0	7	0	0	.340
Callaway,M	1	4	6.81	17	4	0	8	0	0	38.1	57	32	29	7	1	16	1	22	0	0	.345
Donnelly,B	2	2	1.58	63	0	0	15	0	3	74.0	55	14	13	2	4	24	1	79	1	0	.200
Glover,G	1	0	5.00	18	0	0	7	0	0	27.0	34	15	15	3	1	8	1	14	1	0	.315
Gregg,K	2	0	3.28	5	3	0	0	0	0	24.2	18	9	9	3	1	8	0	14	0	0	.205
Jones,G	0	0	4.88	18	0	0	7	0	0	27.2	29	15	15	3	2	14	0	28	5	0	.261
Lackey,J	10	16	4.63	33	33	2	0	2	0	204.0	223	117	105	31	10	66	4	151	11	1	.278
Mladich,J	0	0	18.00	1	0	0	0	0	0	2.0	5	4	4	0	1	1	0	3	1	0	.500
Ortiz,R	16	13	5.20	32	32	1	0	0	0	180.0	209	121	104	28	12	63	0	94	4	0	.287
Percival,T	0	5	3.47	52	0	0	49	0	33	49.1	33	22	19	7	3	23	1	48	1	0	.184
Rodriguez,F	8	3	3.03	59	0	0	23	0	2	86.0	50	30	29	12	2	35	5	95	7	0	.172
Rodriguez,R	0	0	2.45	3	0	0	2	0	0	3.2	4	1	1	0	0	1	0	3	0	0	.308
Schoenwei,S	1	1	3.96	39	0	0	12	0	0	38.2	37	19	17	2	3	10	3	29	1	0	.250
Sele,A	7	11	5.77	25	25	0	0	0	0	121.2	135	82	78	17	12	58	1	53	5	0	.284
Shields,S	5	6	2.85	44	13	0	5	0	1	148.1	138	56	47	12	5	38	6	111	4	0	.247
Turnbow,T	2	0	0.59	11	0	0	7	0	0	15.1	7	1	1	0	0	3	0	15	0	0	.140
Washburn,J	10	15	4.43	32	32	2	0	0	0	207.1	205	106	102	34*	11	54	4	118	4	1	.256
Weber,B	5	1	2.69	62	0	0	20	0	0	80.1	84	26	24	7	0	22	7	46	4	0	.275
TOTALS	77	85	4.28	162	162	5	157	9	39	1431.1	1444	743	680	190	76	486	38	980	53	3	.261
OPP.	85	77	4.28	162	162	12	150	12	46	1432.1	1473	736	681	150	56	476	42	838	47	7	.268

WIN STREAK: 5; three times; last, Aug. 13-17

LOSING STREAK: 5; three times; last, Sept. 9-13



YEAR-BY-YEAR STATISTICAL REVIEW

2009 ANGELS INFORMATION GUIDE

2004 ANGELS BATTING

PLAYER	AVG	G	AB	R	H	TB	2B	3B	HR	RBI	SH	SF	HP	BB	IBB	SO	SB	CS
Amezaga,A	.161	73	93	12	15	23	2	0	2	11	6	0	3	3	0	24	3	2
RIGHT	.200		35	7	10	0	0	1	6	2	0	0	0	0	0	8		
LEFT	.138		58	8	13	2	0	1	5	4	0	3	3	0	16			
Anderson,G	.301	112	442	57	133	197	20	1	14	75	0	3	1	29	6	75	2	1
Davanon,J	.277	108	285	41	79	119	11	4	7	34	1	5	0	46	2	54	18	3
RIGHT	.136		22	3	3	0	0	0	0	1	0	0	0	3	0	8		
LEFT	.289		263	76	116	11	4	7	34	0	5	0	43	2	46			
Eckstein,D	.276	142	566	92	156	188	24	1	2	35	14	2	13	42	1	49	16	5
Erstad,D	.295	125	495	79	146	198	29	1	7	69	3	4	4	37	1	74	16	1
Figgins,C	.296	148	577	83	171	242	22	17	5	60	10	2	0	49	0	94	34	13
RIGHT	.314		169	53	71	5	5	1	18	3	0	0	22	0	38			
LEFT	.289		408	118	171	17	12	4	42	7	2	0	27	0	56			
Galarraga,A	.300	7	10	1	3	6	0	0	1	2	0	0	1	0	0	3	0	0
Glaus,T	.251	58	207	47	52	119	11	1	18	42	0	1	3	31	3	52	2	3
Guerrero,V	.337	156	612	124★	206	366★	39	2	39	126	0	8	8	52	14	74	15	3
Guillen,J	.294	148	565	88	166	281	28	3	27	104	0	3	15	37	5	92	5	4
Halter,S	.202	46	114	10	23	40	5	0	4	13	0	0	0	7	0	30	1	1
Kennedy,A	.278	144	468	70	130	190	20	5	10	48	9	2	13	41	7	92	15	5
Kotchman,C	.224	38	116	7	26	32	6	0	0	15	0	1	4	7	3	11	3	0
McPherson,D	.225	16	40	5	9	19	1	0	3	6	0	0	0	3	0	17	1	0
Molina,B	.276	97	337	36	93	136	13	0	10	54	2	4	2	18	1	35	0	1
Molina,J	.261	73	203	26	53	76	10	2	3	25	5	0	0	10	0	52	4	1
Paul,J	.243	46	70	11	17	26	3	0	2	10	3	1	0	7	0	17	2	1
Pride,C	.250	35	40	5	10	13	3	0	0	3	1	0	1	0	0	11	1	0
Quinlan,R	.344	56	160	23	55	84	14	0	5	23	0	1	2	14	0	26	3	1
Riggs,A	.194	16	36	2	7	10	3	0	0	3	0	0	0	1	0	10	1	0
Salmon,T	.253	60	186	15	47	60	7	0	2	23	0	4	2	14	0	41	1	0
Colon,B	.000	34	3	0	0	0	0	0	0	0	0	0	0	0	0	1	0	0
Escobar,K	.000	33	2	0	0	0	0	0	0	0	0	0	0	0	0	0	0	0
Hensley,M	.000	16	1	0	0	0	0	0	0	0	0	0	0	0	0	1	0	0
Lackey,J	.000	33	2	0	0	0	0	0	0	0	0	0	0	0	0	1	0	0
Ortiz,R	.000	34	3	0	0	0	0	0	0	0	0	0	0	0	0	0	0	0
Sele,A	.000	28	1	0	0	0	0	0	0	0	0	0	0	0	0	1	0	0
Shields,S	.000	60	1	0	0	0	0	0	0	0	0	0	0	0	0	1	0	0
Washburn,J	.400	25	5	0	2	2	0	0	0	1	2	0	0	0	0	0	0	0
PITCHERS	.111	162	18	0	2	2	0	0	0	1	2	0	0	0	0	5	0	0
TOTALS	.282	162	5675	836	1603	2435	272	37	162	783	56	41	73	450	43	942	143	46
OPP.	.263	162	5617	734	1476	2330	298	23	170	706	35	47	44	502	27	1164	87	44

2004 ANGELS DESIGNATED HITTERS

BATTER	AVG	G	AB	R	H	TB	2B	3B	HR	RBI	SH	SF	HP	BB	IBB	SO	SB	CS
Salmon,T	.221	39	149	11	33	39	3	0	1	15	0	4	1	12	0	33	1	0
Glaus,T	.241	39	133	31	32	70	5	0	11	22	0	1	2	24	3	34	1	2
Anderson,G	.275	18	69	5	19	27	5	0	1	7	0	0	0	5	3	14	0	0
Davanon,J	.273	19	66	9	18	32	4	2	2	11	0	0	0	8	1	11	2	1
Guerrero,V	.265	13	49	9	13	22	3	0	2	6	0	0	1	4	1	3	1	0
Guillen,J	.270	10	37	7	10	17	1	0	2	7	0	0	2	5	1	5	0	0
Riggs,A	.133	4	15	1	2	3	1	0	0	1	0	0	0	1	0	6	0	0
Quinlan,R	.154	4	13	2	2	2	0	0	0	0	0	0	1	1	0	4	1	0
Molina,B	.167	5	12	1	2	6	1	0	1	1	0	0	0	1	0	7	0	0
Halter,S	.182	3	11	0	2	3	1	0	0	0	0	0	0	0	0	2	0	0
Galarraga,A	.167	4	6	1	1	4	0	0	0	1	0	0	1	0	0	1	0	0
Eckstein,D	.200	1	5	0	1	1	0	0	0	0	0	0	0	0	0	0	0	0
Paul,J	.250	2	4	2	1	4	0	0	1	2	0	0	0	2	0	1	0	0
Pride,C	.333	2	3	0	1	2	1	0	0	0	0	0	0	0	0	0	0	0
Mondesi,R	.000	1	2	0	0	0	0	0	0	0	0	0	0	1	0	0	0	0
Kotchman,C	1.000	2	1	0	1	1	0	0	0	1	0	0	0	1	0	0	1	0
Figgins,J	.000	1	0	1	0	0	0	0	0	0	0	0	0	0	0	0	2	0
TOTALS	.240	167	575	80	138	233	25	2	22	74	0	5	8	65	9	121	9	3

2004 ANGELS PITCHING

PITCHER	W	L	ERA	G	GS	CG	GF	SHO	SV	IP	H	R	ER	HR	HB	BB	IBB	SO	WP	BK	AVG
Colon,B	18	12	5.01	34	34	0	0	0	0	208.1	215	122	116	38	3	71	1	158	1	0	.265
Donnelly,B	5	2	3.00	40	0	0	10	0	0	42.0	34	14	14	5	1	15	0	56	0	0	.224
Dunn,S	0	0	9.00	3	0	0	1	0	0	3.0	7	3	3	0	0	1	0	2	1	0	.438
Escobar,K	11	12	3.93	33	33	0	0	0	0	208.1	192	91	91	21	7	76	2	191	9	0	.244
Gregg,K	5	2	4.21	55	0	0	23	0	1	87.2	86	43	41	6	3	28	3	84	13	1	.255
Hensley,M	0	0	4.88	16	0	0	13	0	0	27.2	32	15	15	5	2	7	1	30	0	0	.294
Lackey,J	14	13	4.67	33	32	1	0	1	0	198.1	215	108	103	22	8	60	4	144	11	1	.278
Ortiz,R	5	7	4.43	34	14	0	13	0	0	128.0	139	64	63	18	4	38	4	82	5	3	.280
Percival,T	2	3	2.90	52	0	0	48	0	33	49.2	43	19	16	7	3	19	3	33	2	0	.230
Rodriguez,F	4	1	1.82	69	0	0	29	0	12	84.0	51	21	17	2	1	33	1	123	5	0	.172
Sele,A	9	4	5.05	28	24	0	1	0	0	132.0	163	84	74	16	5	51	2	51	4	2	.310
Shields,S	8	2	3.33	60	0	0	12	0	4	105.1	97	42	39	6	3	40	5	109	4	0	.238
Washburn,J	11	8	4.64	25	25	1	0	1	0	149.1	159	81	77	20	4	40	1	86	5	0	.269
TOTALS	92	70	4.28	162	162	2	160	11	50	1454.1	1476	734	692	170	44	502	27	1164	61	7	.263
OPP.	70	92	4.75	162	162	6	156	10	33	1442.1	1603	836	762	162	73	450	43	942	35	8	.282

WIN STREAK: 9; Aug. 18-27 & May 1-9

LOSING STREAK: 5; June 4-9



YEAR-BY-YEAR STATISTICAL REVIEW

2009 ANGELS INFORMATION GUIDE

2005 ANGELS BATTING

PLAYER	AVG	G	AB	R	H	TB	2B	3B	HR	RBI	SH	SF	HP	BB	IBB	SO	SB	CS
Anderson,G	.283	142	575	68	163	250	34	1	17	96	0	5	0	23	8	84	1	1
Cabrera,O	.257	141	540	70	139	197	28	3	8	57	4	2	3	38	4	50	21	2
DaVanon,J	.231	108	225	42	52	70	10	1	2	15	3	2	2	39	1	44	11	6
RIGHT	.393		28		11	15	1	0	1	3	0	0	1	6	0	7		
LEFT	.208		197		41	55	9	1	1	12	3	2	1	33	1	37		
Erstad,D	.273	153	609	86	166	226	33	3	7	66	4	2	1	47	3	109	10	3
Figgins,C	.290	158	642	113	186	255	25	10	8	57	9	5	0	64	1	101	62★	17
RIGHT	.243		222		54	71	7	2	2	17	8	0	0	28	1	40		
LEFT	.314		420		132	184	18	8	6	40	1	5	0	36	0	61		
Finley,S	.222	112	406	41	90	152	20	3	12	54	1	4	3	26	3	71	8	4
Guerrero,V	.317	141	520	95	165	294	29	2	32	108	0	5	8	61	26★	48	13	1
Izturis,M	.246	77	191	18	47	66	8	4	1	15	1	1	0	17	2	21	9	3
RIGHT	.191		47		9	13	1	0	1	5	0	1	0	6	1	6		
LEFT	.264		144		38	53	7	4	0	10	1	0	0	11	1	15		
Kennedy,A	.300	129	416	49	125	154	23	0	2	37	5	3	7	29	1	64	19	4
Kotchman,C	.278	47	126	16	35	61	5	0	7	22	1	1	0	15	0	18	1	1
Mathis,J	.333	5	3	1	1	1	0	0	0	0	0	0	0	0	0	1	0	0
McPherson,D	.244	61	205	29	50	92	14	2	8	26	0	0	1	14	0	64	3	3
Merloni,L	.000	5	5	1	0	0	0	0	0	1	0	1	0	1	0	2	0	0
Molina,B	.295	119	410	45	121	183	17	0	15	69	5	6	1	27	2	41	0	2
Molina,J	.228	75	184	14	42	64	4	0	6	25	4	0	2	13	0	41	2	0
Paul,J	.189	34	37	4	7	14	1	0	2	4	1	0	0	2	0	9	0	0
Pride,C	.091	11	11	2	1	2	1	0	0	0	0	0	0	0	0	4	0	0
Quinlan,R	.231	54	134	17	31	54	8	0	5	14	0	1	1	7	0	26	0	1
Rivera,J	.271	106	350	46	95	159	17	1	15	59	2	1	0	23	0	44	1	9
Salmon,T	.000	0	0	0	0	0	0	0	0	0	0	0	0	0	0	0	0	0
Sorensen,Z	.167	12	12	3	2	3	1	0	0	0	1	0	0	0	0	2	0	0
RIGHT	.167		6		1	2	1	0	0	0	1	0	0	0	0	1		
LEFT	.167		6		1	1	0	0	0	0	0	0	0	0	0	1		
Byrd,P	.250	31	4	0	1	1	0	0	0	0	0	0	0	0	0	0	0	0
Colon,B	.333	33	3	0	1	1	0	0	0	1	0	0	0	0	0	2	0	0
Donnelly,B	.000	66	1	0	0	0	0	0	0	0	0	0	0	0	0	0	0	0
Escobar,K	.000	16	1	0	0	0	0	0	0	0	1	0	0	0	0	0	0	0
Lackey,J	.000	33	6	0	0	0	0	0	0	0	0	0	0	0	0	1	0	0
Shields,R	.000	78	1	0	0	0	0	0	0	0	0	0	0	0	0	1	0	0
Washburn,J	.000	29	4	1	0	0	0	0	0	0	0	0	0	1	0	0	0	0
PITCHERS	.100	162	20	1	2	2	0	0	0	1	1	0	0	1	0	4	0	0
TOTALS	.270	162	5624	761	1520	2299	278	30	147	726	43	39	29	447	51	848	161	57
OPP.	.254	162	5593	643	1419	2240	285	31	158	607	39	35	48	443	24	1126	68	42

2005 ANGELS DESIGNATED HITTERS

BATTER	AVG	G	AB	R	H	TB	2B	3B	HR	RBI	SH	SF	HP	BB	IBB	SO	SB	CS
Anderson,G	.199	36	151	13	30	41	8	0	1	15	0	1	0	6	2	27	0	0
Rivera,J	.242	28	99	10	24	47	4	0	3	10	1	0	0	8	0	12	1	0
DaVanon,J	.267	30	86	21	23	26	3	0	0	7	2	1	0	13	0	18	7	2
Guerrero,V	.282	19	71	11	20	36	1	0	5	13	0	2	1	8	2	10	2	1
Kotchman,C	.239	20	67	7	16	28	3	0	3	6	1	0	0	7	0	12	1	0
Molina,B	.433	11	30	3	13	19	3	0	1	7	0	3	0	5	1	2	0	0
Figgins,C	.308	7	26	5	8	11	1	1	0	2	0	0	0	4	0	6	4	1
Erstad,D	.300	5	20	3	6	11	2	0	1	3	0	0	0	1	0	6	0	1
Finley,S	.222	5	18	2	4	6	0	1	0	4	0	0	0	1	0	6	0	0
Molina,J	.375	5	8	0	3	3	0	0	0	2	0	0	0	1	0	0	0	0
Pride,C	.167	3	6	2	1	2	1	0	0	0	0	0	0	0	0	2	0	0
Mathis,J	.500	2	2	1	1	1	0	0	0	0	0	0	0	0	0	1	0	0
Paul,J	.000	1	0	0	0	0	0	0	0	0	0	0	0	0	0	0	0	0
Sorensen,Z	.000	1	0	0	0	0	0	0	0	0	0	0	0	0	0	0	0	0
TOTALS	.255	162	584	78	149	221	26	2	14	69	4	7	1	54	5	102	15	5

2005 ANGELS PITCHING

PITCHER	W	L	ERA	G	GS	CG	GF	SHO	SV	IP	H	R	ER	HR	HB	BB	IBB	SO	WP	BK	AVG	OPP
Byrd,P	12	11	3.74	31	31	2	0	1	0	204.1	216	95	85	22	7	28	1	102	1	0	.272	
Christiansen,J	0	0	2.45	12	0	0	1	0	0	3.2	7	1	1	0	0	2	0	4	0	0	.389	
Colon,B	★21	8	3.48	33	33	2	0	0	0	222.2	215	93	86	26	3	43	0	157	2	1	.254	
Donnelly,B	9	3	3.72	65	0	0	14	0	0	65.1	60	30	27	9	2	19	3	53	3	0	.244	
Escobar,K	3	2	3.02	16	2	0	2	0	0	59.2	45	21	20	4	2	21	1	63	4	0	.207	
Gregg,K	1	2	5.04	33	7	0	9	0	0	64.1	70	37	36	8	3	29	2	52	5	0	.273	
Hensley,M	0	0	---	0	0	0	0	0	0	0.0	0	0	0	0	0	0	0	0	0	0	.000	
Jones,G	0	0	6.75	6	0	0	6	0	0	5.1	7	4	4	2	0	2	0	6	0	0	.318	
Lackey,J	14	5	3.44	33	33	1	0	0	0	209.0	208	85	80	13	11	71	3	199	18	0	.258	
Peralta,J	1	0	3.89	28	0	0	10	0	0	34.2	28	15	15	6	0	14	2	30	2	0	.219	
Rodriguez,F	2	5	2.67	66	0	0	58	0	45★	67.1	45	20	20	7	0	32	3	91	8	0	.184	
Santana,E	12	8	4.65	23	23	1	0	1	0	133.2	139	73	69	17	8	47	2	99	4	0	.266	
Saunders,S	0	0	7.71	2	2	0	0	0	0	9.1	10	8	8	3	0	4	0	4	1	0	.270	
Shields,J	10	11	2.75	78	0	0	21	0	0	791.2	66	33	28	5	2	37	2	98	12	0	.201	
Washburn,J	8	8	3.20	29	29	1	0	1	0	177.1	184	66	63	19	8	51	0	94	2	0	.274	
Yan,F	1	1	4.59	49	0	0	21	0	0	66.2	66	36	34	8	0	30	4	45	5	0	.258	
TOTALS	95	67	3.68	162	162	7	155	11	54	1464.1	1419	643	598	158	48	443	24	1126	70	1	.254	
OPP.	67	95	4.35	162	162	7	155	6	33	1446.1	1520	761	699	147	29	447	51	848	34	7	.270	

WIN STREAK: 9; Sept. 16-24 & June 20-28

LOSING STREAK: 5; August 25-30



YEAR-BY-YEAR STATISTICAL REVIEW

2009 ANGELS INFORMATION GUIDE

2006 ANGELS BATTING

PLAYER	AVG	G	AB	R	H	TB	2B	3B	HR	RBI	SH	SF	HP	BB	IBB	SO	SB	CS
Alfonzo, E	.100	18	50	1	5	6	1	0	0	1	0	0	0	2	0	3	0	0
Anderson, G	.280	141	543	63	152	235	28	2	17	85	0	7	0	38	11	95	1	0
Aybar, E	.250	34	40	5	10	13	1	1	0	2	0	0	0	0	0	8	1	0
Cabrera, D	.282	153	607	95	171	245	45	1	9	72	3	11	3	51	0	58	27	3
Eristad, D	.221	40	95	8	21	31	8	1	0	5	1	1	2	6	0	18	1	1
Figgins, C	.267	155	604	93	161	227	23	8	9	62	5	7	2	65	1	100	52	16
Guenero, V	.329	156	607	92	200	335	34	1	33	116	0	4	4	50	25*	68	15	5
Izturis, M	.293	104	352	64	103	145	21	3	5	44	5	1	3	38	1	35	14	6
Kendrick, H	.285	72	267	25	76	111	21	1	4	30	0	3	4	9	2	44	6	0
Kennedy, A	.273	139	451	50	123	173	26	6	4	55	3	5	5	39	5	72	16	10
Kotchman, C	.152	29	79	6	12	17	2	0	1	6	2	0	0	7	0	13	0	1
Mathis, J	.145	23	55	9	8	16	2	0	2	6	0	1	0	7	1	14	0	0
McPherson, D	.261	40	115	16	30	55	4	0	7	13	0	0	0	6	0	40	1	0
Molina, J	.240	78	225	18	54	83	17	0	4	22	7	2	2	9	0	49	1	0
Morales, K	.234	57	197	21	46	73	10	1	5	22	0	1	0	17	1	28	1	1
Murphy, T	.229	48	70	12	16	25	4	1	1	6	1	1	0	5	0	21	4	1
Napoli, M	.228	99	268	47	61	122	13	0	16	42	0	1	5	51	0	90	2	3
Pride, C	.222	22	27	6	6	11	2	0	1	2	0	0	0	6	0	8	0	0
Quinlan, R	.321	86	234	28	75	115	11	1	9	32	0	1	2	7	1	28	2	1
Rivera, J	.310	124	448	65	139	235	27	0	23	85	0	6	7	33	0	59	0	4
Salmon, T	.265	76	211	30	56	95	8	2	9	27	0	1	3	29	1	44	0	2
Santana, E	.250	33	4	0	1	1	0	0	0	0	0	0	0	0	0	3	0	0
Willits, R	.267	28	45	12	12	13	1	0	0	2	2	0	0	11	0	10	4	3
PITCHERS	.105	162	19	0	2	2	0	0	2	2	0	0	0	0	0	9	0	0
TOTALS	.274	162	5609	766	1539	2383	309	29	159	737	31	53	42	486	49	914	148	57
OPPONENTS	.254	162	5541	732	1410	2230	300	23	158	682	40	43	50	471	27	1164	77	40

2006 ANGELS DESIGNATED HITTERS

BATTER	AVG	G	AB	R	H	TB	2B	3B	HR	RBI	SH	SF	HP	BB	IBB	SO	SB	CS
Anderson, G	.301	45	176	24	53	85	8	0	8	28	0	2	0	12	2	29	0	0
Guerrero, V	.363	30	113	18	41	67	6	1	6	24	0	1	0	8	2	14	5	1
Rivera, J	.279	18	68	12	19	43	3	0	7	16	0	0	1	4	0	10	0	0
Figgins, C	.235	6	17	3	4	4	0	0	0	1	0	0	0	1	0	2	2	0
Kendrick, H	.167	2	6	1	1	1	0	0	0	1	0	0	10	0	0	1	1	0
Pride, C	.500	4	6	2	3	7	1	0	1	2	0	0	0	0	0	2	0	0
Alfonzo, E	.000	1	4	0	0	0	0	0	0	0	0	0	0	0	0	0	0	0
Izturis, M	.250	2	4	0	1	1	0	0	0	0	0	0	0	0	0	1	0	0
Kennedy, A	.000	2	3	0	0	0	0	0	0	0	0	0	0	1	1	2	0	0
Aybar, E	.000	5	2	1	0	0	0	0	0	0	0	0	0	0	0	2	0	0
McPherson, D	1.000	2	2	2	2	6	1	0	1	1	0	0	0	0	0	0	0	0
Mathis, J	.000	2	1	0	0	0	0	0	0	0	0	0	0	1	0	0	0	0
Quinlan, R	.000	2	1	0	0	0	0	0	0	0	0	0	0	0	0	0	0	0
Willits, R	.000	2	1	2	0	0	0	0	0	0	0	0	0	0	0	0	1	0
TOTALS	.294	144	586	92	172	290	27	2	29	97	0	4	5	53	5	98	9	3

2006 ANGELS PITCHING

PITCHER	W	L	ERA	G	GS	CG	GF	SHO	SV	IP	H	R	ER	HR	HB	BB	IBB	SO	WP	BK	AVG
Bootcheck, C	0	1	10.45	7	0	0	5	0	0	10.1	16	12	12	3	0	9	0	7	1	0	.364
Bulger, J	0	0	16.20	2	0	0	1	0	0	1.2	1	3	3	0	0	3	0	1	1	0	.167
Carrasco, H	7	3	3.41	56	3	0	24	0	1	100.1	93	42	38	10	5	27	1	72	6	0	.244
Colon, B	1	5	5.11	10	10	1	0	1	0	56.1	71	39	32	11	3	11	0	31	1	0	.306
Donnelly, B	6	0	3.94	62	0	0	17	0	0	64.0	58	32	28	8	4	28	3	53	6	0	.240
Escobar, K	11	14	3.61	30	30	1	0	0	0	189.1	192	93	76	17	4	50	2	147	7	0	.264
Gregg, G	3	4	4.14	32	3	0	12	0	0	78.1	88	41	36	10	2	21	0	71	6	0	.280
Jones, G	0	0	6.00	5	0	0	2	0	0	6.0	8	5	4	1	0	2	0	1	0	0	.348
Lackey, J	13	11	3.56	33	33	3	0	2	0	217.2	203	98	86	14	9	72	4	190	16	0	.246
Moseley, D	1	0	9.00	3	2	0	1	0	0	11.0	22	11	11	3	0	2	0	3	0	0	.440
Rodriguez, F	2	3	1.73	69	0	0	58	0	47*	73.0	52	16	14	6	1	28	5	98	10	0	.197
Romero, J	1	2	6.70	65	0	0	16	0	0	48.1	57	40	36	3	1	28	2	31	1	0	.298
Santana, E	16	8	4.28	33	33	0	0	0	0	204.0	181	106	97	21	11	70	2	141	10	2	.241
Saunders, J	7	3	4.71	13	13	0	0	0	0	70.2	71	42	37	6	1	29	1	51	2	1	.264
Shields, R	7	7	2.87	74	0	0	13	0	0	87.2	70	30	28	8	1	24	4	84	8	0	.217
Weaver, Jef	3	10	6.29	16	16	0	0	0	0	88.2	114	68	62	18	4	21	0	62	4	0	.309
Weaver, Jer	11	2	2.56	19	19	0	0	0	0	123.0	94	36	35	15	3	33	1	105	2	0	.209
Yan, E	0	0	6.85	13	0	0	8	0	0	22.1	19	18	17	4	1	13	2	16	4	0	.232
LOS ANGELS	89	73	4.04	162	162	5	157	12	50	1452.2	1410	732	652	158	50	471	27	1164	85	3	.254
OPPONENTS	73	89	4.46	162	162	7	155	8	33	1444.2	1539	766	716	159	42	486	49	914	53	4	.274

WIN STREAK: 8; July 8-18

LOSING STREAK: 6; May 17-22 & April 28-May 3



YEAR-BY-YEAR STATISTICAL REVIEW

2009 ANGELS INFORMATION GUIDE

2007 ANGELS BATTING

PLAYER	AVG	G	AB	R	H	TB	2B	3B	HR	RBI	SH	SF	HP	BB	IBB	SO	SB	CS
Anderson,G	.297	108	417	67	124	205	31	1	16	80	0	6	0	27	9	54	1	0
Aybar,E	.237	79	194	18	46	56	5	1	1	19	3	2	2	10	0	32	4	4
Budde,R	.167	12	18	0	3	4	1	0	0	1	0	0	0	0	0	6	0	0
Cabrera,O	.301	155	638	101	192	253	35	1	8	86	3	11	5	44	0	64	20	4
Evans,T	.091	8	11	3	1	4	0	0	1	2	0	0	0	2	0	4	0	0
Figgins,D	.330	115	442	81	146	191	24	6	3	58	2	8	0	51	0	81	41	12
Gerrero,V	.324	150	574	89	186	314	45	1	27	125	0	6	9	71	28*	62	2	3
Haynes,N	.267	40	45	10	12	14	0	1	0	1	0	0	0	3	0	11	1	2
Izturis,M	.289	102	336	47	97	136	17	2	6	51	1	4	0	33	2	39	7	1
Kendrick,H	.322	88	338	55	109	152	24	2	5	39	1	1	4	9	2	61	5	4
Kotchman,C	.296	137	443	64	131	207	37	3	11	68	3	5	4	53	1	43	2	4
Mathis,J	.211	59	171	24	36	60	12	0	4	23	3	4	2	15	0	49	0	1
Matthews,G	.252	140	516	79	130	216	26	3	18	72	0	6	2	55	6	102	18	4
Morales,K	.294	43	119	12	35	57	10	0	4	15	0	0	1	6	2	21	0	1
Murphy,T	.184	20	38	2	7	8	1	0	0	2	0	0	1	0	0	9	0	0
Napoli,M	.247	75	219	40	54	97	11	1	10	34	1	5	5	33	2	63	5	2
Quinlan,R	.247	79	178	21	44	62	9	0	3	21	0	1	1	14	1	27	3	2
Rivera,J	.279	14	43	3	12	19	1	0	2	8	0	0	0	1	0	4	0	0
Willits,R	.293	136	430	74	126	148	20	1	0	34	11	5	3	69	2	83	27	8
Wood,B	.152	13	33	2	5	9	1	0	1	3	0	0	0	0	0	12	0	0
LOS ANGELES	.284	162	5554	822	1578	2317	324	23	123	776	32	65	40	507	55	883	139	55
OPPONENTS	.266	162	5563	731	1480	2290	289	34	151	684	28	40	51	477	22	1156	107	31

2007 ANGELS DESIGNATED HITTERS

BATTER	AVG	G	AB	R	H	TB	2B	3B	HR	RBI	SH	SF	HP	BB	IBB	SO	SB	CS
Hillendbrand,S	.238	45	172	14	41	55	5	0	3	20	0	1	1	4	0	13	0	2
Guerrero,V	.270	41	159	25	43	81	6	1	10	36	0	1	3	15	8	19	1	0
Anderson,G	.208	20	72	9	15	22	4	0	1	4	0	1	0	7	4	14	0	0
Morales,K	.305	15	59	9	18	32	5	0	3	9	0	0	0	3	1	6	0	0
Willits,R	.300	15	50	11	15	17	2	0	0	6	1	0	1	9	0	12	2	2
Quinlan,R	.222	7	18	3	4	5	1	0	0	0	0	0	0	2	0	3	2	0
Matthews,G	.143	4	14	3	2	2	0	0	0	0	0	0	0	1	0	5	0	0
Rivera,J	.250	4	12	0	3	3	0	0	0	1	0	0	0	0	0	0	0	0
Izturis,M	.400	3	10	4	4	4	0	0	0	0	0	0	0	3	0	1	0	1
Cabrera,O	.250	2	8	0	2	2	0	0	0	1	0	1	0	0	0	1	1	0
Aybar,E	.000	2	3	0	0	0	0	0	0	0	0	0	0	0	0	2	0	0
Budde,R	.000	2	2	0	0	0	0	0	0	0	0	0	0	0	0	1	0	0
Haynes,N	.500	3	2	2	1	1	0	0	0	0	0	0	0	0	0	0	0	0
Kotchman,C	.500	1	2	2	1	4	0	0	1	2	0	0	0	2	0	0	0	1
Mathis,J	.000	2	2	0	0	0	0	0	0	0	0	0	0	0	0	1	0	0
Evans,T	.000	1	1	0	0	0	0	0	0	0	0	0	0	0	0	0	0	0
Figgins,C	1.000	1	1	0	1	1	0	0	0	0	0	0	0	0	0	0	0	0
TOTALS	.257	144	591	85	152	231	23	1	18	79	1	4	5	47	13	78	6	7

2007 ANGELS PITCHING

OPP	PITCHER	W	L	ERA	G	GS	CG	GF	SHO	SV	IP	H	R	ER	HR	HB	BB	IBB	SO	WP	BK	AVG
Bootcheck,C		3	3	4.77	51	0	0	17	0	0	77.1	81	43	41	7	5	24	3	56	6	1	.274
Bulger,J		0	0	2.84	6	0	0	4	0	0	6.1	5	2	2	0	0	3	0	8	1	0	.227
Colon,B		6	8	6.34	19	18	0	0	0	0	99.1	132	74	70	15	5	29	1	76	1	0	.320
Escobar,K		18	7	3.40	30	30	3	0	1	0	195.2	182	79	74	11	3	66	2	160	9	0	.248
Gwyn,M		0	0	11.81	3	0	0	2	0	1	5.1	9	9	7	3	0	5	0	3	1	0	.360
Lackey,J		19	9	3.01	33	33	2	0	2	0	224.0	219	87	75	18	12	52	2	179	9	1	.254
Moseley,D		4	3	4.40	46	8	0	13	0	0	92.0	97	45	45	7	3	27	3	50	6	1	.277
Oliver,D		3	1	3.78	61	0	0	20	0	0	64.1	58	31	27	5	1	23	2	51	1	1	.239
Resop,C		0	0	4.15	4	0	0	3	0	0	4.1	4	2	2	1	0	1	0	2	0	0	.308
Rodriguez,F		5	2	2.81	64	0	0	56	0	40	67.1	50	22	21	3	1	34	0	90	7	1	.204
Santana,E		7	14	5.76	28	26	0	1	0	0	150.0	174	103	96	26	8	58	3	126	7	0	.288
Saunders,J		8	5	4.44	18	18	0	0	0	0	107.1	129	56	53	11	1	34	1	69	3	0	.298
Shields,R		4	5	3.86	71	0	0	13	0	2	77.0	62	36	33	7	4	33	0	77	6	0	.220
Speier,J		2	3	2.88	51	0	0	9	0	0	50.0	36	17	16	6	4	12	1	47	2	0	.202
Thompson,R		0	0	10.80	7	0	0	2	0	0	6.2	10	8	8	4	0	3	0	9	2	0	.345
Weaver,J		13	7	3.91	28	28	0	0	0	0	161.0	178	77	70	17	2	45	3	115	4	0	.280
LOS ANGELES		94	68	4.23	162	162	5	157	9	43	1435.0	1480	731	674	151	51	477	22	1156	69	5	.266
OPPONENTS		68	94	4.74	162	162	5	157	8	34	1425.1	1578	822	751	123	40	507	55	883	51	2	.284

WIN STREAK: 6; May 16-22

LOSING STREAK: 6; April 12-18



CAREER BATTING LEADERS

2009 ANGELS INFORMATION GUIDE

AVERAGE ★

1. VLADIMIR GUERRERO	.323
2. Rod Carew	.314
3. Garret Anderson	.296
4. Johnny Ray	.296
5. Luis Polonia	.294
6. Juan Beniquez	.293
7. CHONE FIGGINS	.290
Jim Edmonds	.290
9. Darin Erstad	.286
Wally Joyner	.286

GAMES

1. Garret Anderson	2,013
2. Tim Salmon	1,672
3. Brian Downing	1,661
4. Jim Fregosi	1,429
5. Darin Erstad	1,320
6. Bobby Grich	1,222
7. Gary DiSarcina	1,086
Dick Schofield	1,086
9. Adam Kennedy	992
10. Bob Boone	968

AT-BATS

1. Garret Anderson	7,989
2. Tim Salmon	5,934
3. Brian Downing	5,854
4. Darin Erstad	5,258
5. Jim Fregosi	5,244
6. Bobby Grich	4,100
7. Gary DiSarcina	3,744
8. Chili Davis	3,491
9. Dick Schofield	3,434
10. Wally Joyner	3,356

RUNS

1. Garret Anderson	1,024
2. Tim Salmon	986
3. Brian Downing	889
4. Darin Erstad	818
5. Jim Fregosi	691
6. Bobby Grich	601
7. Chili Davis	520
8. Troy Glaus	507
9. Don Baylor	481
10. Rod Carew	474

HITS

1. Garret Anderson	2,368
2. Tim Salmon	1,674
3. Brian Downing	1,588
4. Darin Erstad	1,505
5. Jim Fregosi	1,408
6. Bobby Grich	1,103
7. Chili Davis	973
8. Rod Carew	968
9. Gary DiSarcina	966
10. Wally Joyner	961

TOTAL BASES

1. Garret Anderson	3,743
2. Tim Salmon	2,863
3. Brian Downing	2,580
4. Darin Erstad	2,186
5. Jim Fregosi	2,112
6. Bobby Grich	1,788
7. Chili Davis	1,620
8. VLADIMIR GUERRERO	1,591
9. Wally Joyner	1,511
10. Troy Glaus	1,473

EXTRA-BASE HITS

1. Garret Anderson	796
2. Tim Salmon	662
3. Brian Downing	526
4. Darin Erstad	423
5. Jim Fregosi	404
6. Bobby Grich	357
7. Troy Glaus	354
8. VLADIMIR GUERRERO	345
9. Chili Davis	329
10. Wally Joyner	304

DOUBLES

1. Garret Anderson	489
2. Tim Salmon	339
3. Brian Downing	282
4. Darin Erstad	279
5. Jim Fregosi	219
6. Gary DiSarcina	186
7. Bobby Grich	183
8. VLADIMIR GUERRERO	178
9. Adam Kennedy	176
10. Wally Joyner	175

TRIPLES

1. Jim Fregosi	70
2. CHONE FIGGINS	46
3. Garret Anderson	35
4. Adam Kennedy	32
Mickey Rivers	32
6. Darin Erstad	30
7. Luis Polonia	27
Dick Schofield	27
9. Bobby Knoop	25
10. Tim Salmon	24
Devon White	24

HOME RUNS

1. Tim Salmon	299
2. Garret Anderson	272
3. Brian Downing	222
4. Troy Glaus	182
5. VLADIMIR GUERRERO	158
6. Chili Davis	156
7. Bobby Grich	154
8. Don Baylor	141
9. Doug DeCinces	130
10. Reggie Jackson	123

RUNS BATTED IN

1. Garret Anderson	1,292
2. Tim Salmon	1,016
3. Brian Downing	846
4. Darin Erstad	625
5. Chili Davis	618
6. VLADIMIR GUERRERO	566
7. Bobby Grich	557
8. Jim Fregosi	546
9. Wally Joyner	532
10. Don Baylor	523

BASE ON BALLS

1. Tim Salmon	970
2. Brian Downing	866
3. Bobby Grich	630
4. Jim Fregosi	558
5. Chili Davis	493
6. Troy Glaus	470
7. Darin Erstad	419
8. Rod Carew	405
9. Garret Anderson	397
10. Albie Pearson	369

STRIKEOUTS

1. Tim Salmon	1,360
2. Garret Anderson	1,117
3. Jim Fregosi	835
4. Darin Erstad	796
5. Troy Glaus	784
6. Brian Downing	759
7. Bobby Grich	758
8. Chili Davis	713
9. Reggie Jackson	690
10. Bobby Knoop	634

STOLEN BASES

1. CHONE FIGGINS	238
2. Gary Pettis	186
3. Luis Polonia	174
4. Darin Erstad	170
5. Sandy Alomar	139
6. Mickey Rivers	126
7. Adam Kennedy	123
Devon White	123
9. Chad Curtis	116
10. Jerry Remy	110

ON-BASE PCT. ★

1. Rod Carew	.393
2. VLADIMIR GUERRERO	.387
3. Tim Salmon	.385
4. Albie Pearson	.379
5. Brian Downing	.372
6. Bobby Grich	.370
7. Chili Davis	.365
8. Orlando Palmeiro	.361
9. Jim Edmonds	.359
10. Fred Lynn	.358

SLUGGING PCT. ★

1. VLADIMIR GUERRERO	.557
2. Jim Edmonds	.498
Tim Salmon	.498
4. Troy Glaus	.497
5. Leon Wagner	.490
6. Garret Anderson	.469
7. Fred Lynn	.464
Chili Davis	.464
9. Doug DeCinces	.463
10. Wally Joyner	.450

OPS ★

(on-base + slugging)

1. VLADIMIR GUERRERO	.944
2. Tim Salmon	.884
3. Jim Edmonds	.856
4. Troy Glaus	.854
5. Leon Wagner	.831
6. Chili Davis	.829
7. Fred Lynn	.822
8. Brian Downing	.813
9. Bobby Grich	.806
10. Wally Joyner	.801

All Caps/**BOLD** — Active
★Based on 1,500-or-more PA



SINGLE SEASON BATTING

2009 ANGELS INFORMATION GUIDE

HIGHEST AVERAGE

(Based on 502 plate appearances)

1. Darin Erstad	.355	2000
2. Rod Carew	.339	1983
3. VLADIMIR GUERRERO	.337	2004
4. Rod Carew	.331	1980
5. CHONE FIGGINS	.330	2007
Tim Salmon	.330	1995
7. VLADIMIR GUERRERO	.329	2006
Alex Johnson	.329	1970★
9. Brian Downing	.326	1979
10. VLADIMIR GUERRERO	.324	2007

GAMES

1. Don Baylor	162	1979★
Sandy Alomar	162	1971★
Sandy Alomar	162	1970
Jim Fregosi	162	1966
Bobby Knoop	162	1964
6. Garret Anderson	161	2001
Troy Glaus	161	2001
Mo Vaughn	161	2000
Jim Fregosi	161	1969
Bobby Knoop	161	1966
Jim Fregosi	161	1965

AT-BATS

1. Sandy Alomar	689	1971★
2. Darin Erstad	676	2000★
3. Garret Anderson	672	2001
Sandy Alomar	672	1970
5. Billy Moran	659	1962
6. Carney Lansford	654	1979
7. Garret Anderson	647	2000
8. CHONE FIGGINS	642	2005
9. Devon White	639	1987
10. Orlando Cabrera	638	2007
Garret Anderson	638	2003
Garret Anderson	638	2002

RUNS

1. VLADIMIR GUERRERO	124	2004★
2. Darin Erstad	121	2000
3. Troy Glaus	120	2000
Jim Edmonds	120	1995
Don Baylor	120	1979★
6. Tony Phillips	119	1995
7. Jim Edmonds	115	1998
Albie Pearson	115	1962★
9. Carney Lansford	114	1979
10. CHONE FIGGINS	113	2005

HITS

1. Darin Erstad	240	2000★
2. VLADIMIR GUERRERO	206	2004
3. Alex Johnson	202	1970
4. VLADIMIR GUERRERO	200	2006
5. Garret Anderson	201	2003
6. Garret Anderson	195	2002
7. Garret Anderson	194	2001
8. Orlando Cabrera	192	2007
9. Garret Anderson	189	1997
10. Garret Anderson	188	1999
Carney Lansford	188	1979

TOTAL BASES

1. VLADIMIR GUERRERO	366	2004★
Darin Erstad	366	2000
3. Garret Anderson	345	2003
4. Garret Anderson	344	2002
5. Troy Glaus	340	2000
6. Garret Anderson	336	2000
7. VLADIMIR GUERRERO	335	2006
8. Don Baylor	333	1979
9. Garret Anderson	321	2001
10. Tim Salmon	319	1995

EXTRA-BASE HITS

1. Garret Anderson	88	2002
2. Troy Glaus	85	2000
3. Garret Anderson	82	2003
4. Troy Glaus	81	2001
5. VLADIMIR GUERRERO	80	2004
6. Garret Anderson	78	2000
7. Doug DeCinces	77	1982
8. VLADIMIR GUERRERO	73	2007
9. Tim Salmon	72	2000
Don Baylor	72	1979

DOUBLES

1. Garret Anderson	56	2002★
2. Garret Anderson	49	2003★
3. VLADIMIR GUERRERO	45	2007
Orlando Cabrera	45	2006
5. Jim Edmonds	42	1998
Johunny Ray	42	1988
Doug DeCinces	42	1982
8. Garret Anderson	41	1998
9. Garret Anderson	40	2000
10. VLADIMIR GUERRERO	39	2004
Garret Anderson	39	2001
Darin Erstad	39	2000
Gary DiSarcina	39	1998
Darin Erstad	39	1998

TRIPLES

1. CHONE FIGGINS	17	2004
2. Devon White	13	1989
Mickey Rivers	13	1975★
Jim Fregosi	13	1968★
5. Jim Fregosi	12	1963
6. Adam Kennedy	11	2000
Mickey Rivers	11	1974★
Bobby Knoop	11	1966★
9. CHONE FIGGINS	10	2005
Jerry Remy	10	1977

HOME RUNS

1. Troy Glaus	47	2000★
2. Troy Glaus	41	2001
3. VLADIMIR GUERRERO	39	2004
Reggie Jackson	39	1982★
5. Bobby Bonds	37	1977
Leon Wagner	37	1962
7. Mo Vaughn	36	2000
Don Baylor	36	1979
9. Garret Anderson	35	2000
10. Tim Salmon	34	2000
Tim Salmon	34	1995
Wally Joyner	34	1987
Don Baylor	34	1978



SINGLE SEASON BATTING

2009 ANGELS INFORMATION GUIDE

RUNS BATTED IN

1. Don Baylor	139	1979★
2. Tim Salmon	129	1997
3. VLADIMIR GUERRERO	126	2004
4. VLADIMIR GUERRERO	125	2007
5. Garret Anderson	123	2002
Garret Anderson	123	2001
7. Garret Anderson	117	2000
Mo Vaughn	117	2000
Wally Joyner	117	1987
10. VLADIMIR GUERRERO	116	2006
Garret Anderson	116	2003

BASE ON BALLS

1. Tony Phillips	113	1995
2. Troy Glaus	112	2000
3. Troy Glaus	107	2001
4. Brian Downing	106	1987
5. Tim Salmon	104	2000
6. Tim Salmon	96	2001
Albie Pearson	96	1961
8. Tim Salmon	95	1997
Albie Pearson	95	1962
10. Tim Salmon	93	1996
Jim Fregosi	93	1969

STRIKEOUTS

1. Mo Vaughn	181	2000★
2. Troy Glaus	163	2000
3. Troy Glaus	158	2001
4. Reggie Jackson	156	1982★
5. Troy Glaus	144	2002
Bobby Knoop	144	1966
7. Troy Glaus	143	1999
8. Tim Salmon	142	1997
9. Reggie Jackson	141	1984
Bobby Bonds	141	1977

STOLEN BASES

1. Mickey Rivers	70	1975★
2. CHONE FIGGINS	62	2005★
3. Gary Pettis	56	1985
4. Luis Polonia	55	1993
5. CHONE FIGGINS	52	2006
6. Luis Polonia	51	1992
7. Gary Pettis	50	1986
8. Chad Curtis	48	1993
Luis Polonia	48	1991
Gary Pettis	48	1984

SACRIFICE HITS

1. Tim Folli	26	1982★
2. Bob Boone	23	1982
3. Luis Sojo	19	1991★
Bobby Grich	19	1978
Jerry Remy	19	1977
6. David Eckstein	16	2001★
Gary DiSarcina	16	1996
Bob Boone	16	1985
Juan Beniquez	16	1982
Rod Carew	16	1982

SACRIFICE FLIES

1. Dan Ford	13	1979★
2. Johnny Ray	12	1989
Wally Joyner	12	1986
Doug DeCinces	12	1984
Don Baylor	12	1979★
Don Baylor	12	1978★
7. Orlando Cabrera	11	2007★
Orlando Cabrera	11	2006
Tim Salmon	11	1997
Carney Lansford	11	1980

HIT BY PITCH

1. David Eckstein	27	2002★
2. David Eckstein	21	2001★
3. Don Baylor	18	1978★
Rick Reichardt	18	1968
5. Brian Downing	17	1987
Brian Downing	17	1986
7. Jose Guillen	15	2004
David Eckstein	15	2003
Brad Fullmer	15	2002
10. Mo Vaughn	14	2000
Brian Downing	14	1988

ON-BASE PCT.

(Based on 502 plate appearances)

1. Tim Salmon	.429	1995
Chili Davis	.429	1995
3. Albie Pearson	.420	1961
4. Rod Carew	.419	1979
5. Brian Downing	.418	1979
6. Chili Davis	.410	1994
Tim Salmon	.410	1998
8. Darin Erstad	.409	2000
Rod Carew	.409	1983
10. Tim Salmon	.404	2000

SLUGGING PCT. ★★

1. Troy Glaus	.604	2000
2. VLADIMIR GUERRERO	.598	2004
3. Tim Salmon	.594	1995
4. Jim Edmonds	.571	1996
5. VLADIMIR GUERRERO	.565	2005
6. Chili Davis	.561	1994
7. VLADIMIR GUERRERO	.552	2006
8. Doug DeCinces	.548	1982
9. VLADIMIR GUERRERO	.547	2007
10. Bobby Grich	.543	1981

OPS ★★

(on-base + slugging)

1. Tim Salmon	1.024	1995
2. Troy Glaus	1.008	2000
3. VLADIMIR GUERRERO	.989	2004
4. Chili Davis	.971	1994
5. VLADIMIR GUERRERO	.959	2005
6. Darin Erstad	.951	2000
7. VLADIMIR GUERRERO	.950	2007
8. Tim Salmon	.945	2000
9. Tim Salmon	.943	1998
Chili Davis	.943	1995

All CAPS/BOLD — Active

★ Led or tied for league lead

★★ Based on 3.1 plate appearances multiplied by games played by Angels

ROOKIE SINGLE SEASON BATTING

2009 ANGELS INFORMATION GUIDE

HIGHEST AVERAGE

(Based on 502 plate appearances)

1. REGGIE WILLITS	.293	2007
2. Wally Joyner	.290	1986
3. David Eckstein	.287	2001
5. Lee Thomas	.284	1961
Tim Salmon	.283	1993

GAMES

1. Bobby Knoop	162	1964
2. Devon White	159	1987
3. Gary DiSarcina	157	1992
4. Adam Kennedy	156	2000
5. Paul Schaal	155	1965
Bob Rodgers	155	1962

AT-BATS

1. Devon White	639	1987
2. Adam Kennedy	598	2000
3. Wally Joyner	593	1986
4. David Eckstein	579	2001
5. Jerry Remy	569	1975

RUNS

1. Devon White	103	1987
2. Tim Salmon	93	1993
3. David Eckstein	82	2001
Adam Kennedy	82	2000
Wally Joyner	82	1986
Jerry Remy	82	1975

HITS

1. Wally Joyner	172	1986
2. Devon White	168	1987
3. David Eckstein	166	2001
4. Adam Kennedy	159	2000
5. Jerry Remy	147	1975

TOTAL BASES

1. Devon White	283	1987
2. Tim Salmon	276	1993
3. Wally Joyner	271	1986
4. Adam Kennedy	241	2000
5. Ken Hunt	232	1961

EXTRA BASE HITS

1. Tim Salmon	67	1993
2. Devon White	62	1987
3. Ken Hunt	57	1961
4. Adam Kennedy	53	2000
5. Wally Joyner	52	1986

DOUBLES

1. Tim Salmon	35	1993
2. Bob Rodgers	34	1962
3. Adam Kennedy	33	2000
Devon White	33	1987
5. Ken Hunt	29	1961

TRIPLES

1. Adam Kennedy	11	2000
2. Gary Pettis	6	1984
Bob Rodgers	6	1962
4. Devon White	5	1987
Ken Landreaux	5	1978
Jerry Remy	5	1975
Lee Thomas	5	1961

HOME RUNS

1. Tim Salmon	31	1993
2. Ken Hunt	25	1961
3. Devon White	24	1987
Lee Thomas	24	1961
5. Wally Joyner	22	1986

RUNS BATTED IN

1. Wally Joyner	100	1986
2. Tim Salmon	95	1993
3. Devon White	87	1987
4. Ken Hunt	84	1961
5. Willie Aikens	81	1979

BASE ON BALLS

1. Tim Salmon	82	1993
2. REGGIE WILLITS	69	2007
3. Willie Aikens	61	1979
Paul Schaal	61	1965
5. Gary Pettis	60	1984

STRIKEOUTS

1. Tim Salmon	135	1993
Devon White	135	1987
3. Ken Hunt	120	1961
4. Gary Pettis	115	1984
5. Bobby Knoop	109	1964

STOLEN BASES

1. Gary Pettis	48	1984
2. Chad Curtis	43	1992
3. Jose Cardenal	37	1965
4. Jerry Remy	34	1975
5. Devon White	32	1987

SACRIFICE HITS

1. David Eckstein	16	2001
2. Mark McLemore	15	1987
3. Devon White	14	1987
4. Steve Lubratic	13	1983
5. Jerry Remy	12	1975

SACRIFICE FLIES

1. Wally Joyner	12	1986
2. Tim Salmon	8	1993
Bob Rodgers	8	1962
4. Bengie Molina	7	2000
Carney Lansford	7	1978

HIT BY PITCH

1. David Eckstein	21	2001
2. Rick Reichardt	13	1966
3. Gary DiSarcina	7	1992
Ron Jackson	7	1976
Dave Chalk	7	1974

GAMES BY POSITION

1B Wally Joyner	152	1986
2B Bobby Knoop	161	1964
SS Gary DiSarcina	157	1992
3B Paul Schaal	153	1965
OF Devon White	159	1987
OF Tim Salmon	140	1993
OF Chad Curtis	135	1992
C Bob Rodgers	150	1962
DH Willie Aikens	51	1979

ROOKIE ALL-STARs

1B Wally Joyner	1986★
SS Dave Chalk	1974

All CAPS/BOLD — Active

★ Indicates starter



Wally Joyner

CLUB HISTORY



YEARLY LEADERS BATTING

2009 ANGELS INFORMATION GUIDE

* Based on 502 plate appearances

** Based on 3.1 plate appearances multiplied by games played by Angels

Year	Average*	Games	At Bats	Runs	Hits	Total Bases
1961	Pearson (.288)	Hunt (149)	Hunt (479)	Pearson (92)	L. Thomas (129)	Wagner (232)
1962	L. Thomas (.290)	4 with (160)	Moran (659)	Pearson# (115)	Moran (186)	Wagner (306)
1963	Pearson (.304)	Fregosi Pearson (154)	Moran (597)	Pearson (92)	Pearson (176)	Wagner (251)
1964	Rodgers (.243)	Knoop (162)	Rodgers (514)	Fregosi (86)	Fregosi (140)	Fregosi (234)
1965	Fregosi (.277)	Fregosi (161)	Fregosi (602)	Fregosi (66)	Fregosi (167)	Fregosi (245)
1966	Cardenal (.276)	Fregosi (162)	Fregosi (611)	Fregosi (78)	Cardenal (155)	Fregosi (239)
1967	Fregosi (.290)	Knoop (159)	Fregosi (590)	Mincher (81)	Fregosi (171)	Mincher (237)
1968	Reichardt (.255)	Fregosi (159)	Fregosi (614)	Fregosi (77)	Fregosi (150)	Reichardt (225)
1969	Johnstone (.270)	Fregosi (161)	Fregosi (580)	Fregosi (78)	Alomar (153)	Fregosi (221)
1970	Johnson# (.329)	Alomar# (162)	Alomar (672)	Fregosi (95)	Johnson (202)	Johnson (282)
1971	Alomar (.260)	Alomar# (162)	Alomar# (689)	Alomar (77)	Alomar (179)	McMullen (234)
1972	Pinson (.275)	Alomar (155)	Alomar (610)	Alomar (65)	Oliver (154)	Oliver (222)
1973	Robinson (.266)	Oliver (151)	Oliver (544)	Robinson (85)	Oliver (144)	Robinson (261)
1974	Rivers (.285)	Doyle (147)	Doyle (511)	Robinson (75)	Rivers Doyle (133)	Robinson (197)
1975	Rivers (.284)	Rivers (155)	Rivers (616)	Remy (82)	Rivers (175)	Rivers (221)
1976	Remy (.263)	Bochte (146)	Remy (502)	Remy (64)	Remy (132)	Remy (152)
1977	Chalk (.277)	Bonds (158)	Bonds (592)	Bonds (103)	Bonds (156)	Bonds (308)
1978	Bostock (.296)	Baylor (158)	Baylor (591)	Baylor (103)	Bostock (168)	Baylor (279)
1979	Downing (.326)	Baylor# (162)	Lansford (654)	Baylor# (120)	Lansford (188)	Baylor (333)
1980	Carew (.331)	Lansford (151)	Lansford (602)	Lansford (87)	Carew (79)	Carew (236)
1981	Carew** (.305)	Burleson# (109)	Burleson (430)	Carew (57)	Burleson (126)	Grich (191)
1982	Carew (.319)	Downing (158)	Downing (623)	Downing (109)	Downing (175)	DeCinces (315)
1983	Carew (.339)	Boone (142)	Carew (472)	Downing (68)	Carew (160)	Lynn (211)
1984	Downing (.275)	Downing (156)	DeCinces (547)	Lynn (84)	Downing (148)	Downing (249)
1985	Carew (.280)	Boone Downing (150)	Downing (520)	Downing (80)	Downing (137)	Jackson (224)
1986	Joyner (.290)	Joyner Pettis (154)	Joyner (593)	Pettis (93)	Joyner (172)	Joyner (271)
1987	Joyner (.285)	White (159)	White (639)	Downing (110)	White (168)	Joyner (298)
1988	Ray (.306)	C. Davis Joyner (158)	Ray (602)	C. Davis Joyner (81)	Ray (184)	C. Davis (259)
1989	Ray (.289)	Joyner (159)	White (636)	White (86)	Joyner (167)	Joyner (249)
1990	Parrish (.268)	Parrish (133)	Parrish (470)	Winfield (70)	Polonia (135)	Winfield (215)
1991	Joyner (.301)	Gaetti (152)	Polonia (604)	Polonia (92)	Polonia (179)	Joyner (269)
1992	Polonia (.286)	DiSarcina (157)	Polonia (577)	Polonia (83)	Polonia (165)	Polonia (190)
1993	Curtis (.285)	Davis (153)	Curtis (583)	Curtis (94)	Curtis (166)	Salmon (276)
1994	Davis** (.311)	Curtis (114)	Curtis (453)	Davis (72)	Davis (122)	Davis (220)
1995	Salmon (.330)	Salmon Snow (143)	Edmonds (558)	Edmonds (120)	Salmon (177)	Salmon (319)

CLUB HISTORY



YEARLY LEADERS BATTING

2009 ANGELS INFORMATION GUIDE

Year	Average *	Games	At Bats	Runs	Hits	Total Bases
1996	Davis (.292)	Salmon (156)	Anderson (607)	Salmon (90)	Anderson (173)	Salmon (291)
1997	Anderson (.303)	Salmon (157)	Anderson (624)	Hollins (101)	Anderson (189)	Salmon (301)
1998	Edmonds (.307)	DiSarcina (157)	Anderson (622)	Edmonds (115)	Edmonds (184)	Edmonds (303)
1999	Anderson (.303)	Anderson (157)	Anderson (620)	Anderson (88)	Anderson (188)	Anderson (291)
2000	Erstad (.355)	Vaughn (161)	Erstad# (676)	Erstad (121)	Erstad# (240)	Erstad (366)
2001	Anderson (.289)	Anderson Glaus (161)	Anderson (672)	Glaus (100)	Anderson (194)	Anderson (321)
2002	Kennedy (.312)	Anderson (158)	Anderson (638)	Eckstein (107)	Anderson (195)	Anderson (344)
2003	Anderson (.315)	Anderson (159)	Anderson (638)	Anderson (80)	Anderson (201)	Anderson (345)
2004	Guerrero (.337)	Guerrero (156)	Guerrero (612)	Guerrero# (124)	Guerrero (206)	Guerrero# (366)
2005	Guerrero (.317)	Figgins (158)	Figgins (642)	Figgins (113)	Figgins (186)	Guerrero (294)
2006	Guerrero (.329)	Guerrero (156)	Figgins Cabrera (607)	Cabrera (95)	Guerrero (200)	Guerrero (335)
2007	Figgins (.330)	Cabrera (155)	Cabrera (638)	Cabrera (101)	Cabrera (192)	Guerrero (314)
2008	Guerrero (.303)	Hunter (146)	Anderson (557)	Hunter Gurrero (85)	Guerrero (164)	Guerrero (282)

Year	Doubles	Triples	Home Runs	RBI	SB	SF
1961	Hunt (29)	L. Thomas (5)	Wagner (28)	Hunt (84)	Pearson (11)	Wagner (7)
1962	Rodgers (34)	Pearson Rodgers (6)	Wagner (37)	Wagner (107)	Pearson (15)	Rodgers (8)
1963	Torres (32)	Fregosi (12)	Wagner (26)	Wagner (90)	Pearson (17)	Moran Wagner (7)
1964	Fregosi Clinton (22)	Fregosi (9)	Adcock (21)	Fregosi (72)	Fregosi (8)	Rodgers (7)
1965	Knoop (24)	W. Smith (9)	Fregosi (15)	Fregosi (64)	Cardenal (37)	Fregosi Rodgers (8)
1966	Fregosi (32)	Knoop# (11)	Adcock (18)	Knoop (72)	Cardenal (24)	Knoop# (7)
1967	Fregosi Mincher (23)	Fregosi (6)	Mincher (25)	Mincher (76)	Cardenal (10)	Rodgers Schaal (4)
1968	Fregosi (21)	Fregosi# (13)	Reichardt (21)	Reichardt (73)	Davalillo (17)	Repoz# (8)
1969	Fregosi (22)	Fregosi (6)	Reichardt (13)	Reichardt (68)	Alomar (18)	Reichardt Rodriguez (7)
1970	Fregosi (33)	Johnson Repoz (6)	Fregosi (22)	Johnson (86)	Alomar (35)	Voss (5)
1971	Alomar (24)	Alomar (3)	McMullen (21)	McMullen (68)	Alomar (39)	Spencer (5)
1972	Pinson (24)	Oliver (5)	Oliver (20)	Oliver (76)	Alomar (20)	Oliver (5)
1973	Robinson (29)	Pinson (6)	Robinson (30)	Robinson (97)	Alomar (25)	Pinson (7)
1974	Robinson (26)	Rivers# (11)	Robinson (20)	Robinson (63)	Rivers (30)	Valentine Llenas (7)
1975	Chalk (24)	Rivers# (13)	Stanton (14)	Stanton (82)	Rivers# (70)	Chalk (9)
1976	Jackson (18)	5 with (3)	Bonds (10)	Bonds (54)	Remy (35)	Bochte Bonds Guerrero (5)
1977	Bonds Chalk (27)	Remy (10)	Bonds (37)	Bonds (115)	Bonds Remy (41)	Bonds (10)
1978	Rudi (17)	Jackson (6)	Baylor (34)	Baylor (99)	Baylor (22)	Baylor# (12)

ANGELS BATT



YEARLY LEADERS BATTING

2009 ANGELS INFORMATION GUIDE

Year	Doubles	Triples	Home Runs	RBI	SB	SF
1979	Baylor (33)	Ford Grich Lansford Miller (5)	Baylor (36)	Baylor# (139)	Baylor (22)	Ford# (13)
1980	Carew (34)	Carew (7)	Thompson (17)	Lansford (80)	Carew (23)	Lansford# (11)
1981	Baylor (18)	Hobson (4)	Grich# (22)	Baylor (66)	Carew (16)	Baylor (6)
1982	DeCinces (42)	Carew DeCinces Grich (5)	Jackson# (39)	Jackson (101)	Baylor Carew (10)	DeCinces (9)
1983	Carew (24)	DeCinces Lynn Pettis Sconiers (3)	Lynn (22)	Lynn (74)	Pettis (8)	DeCinces (8)
1984	Downing Lynn (28)	Pettis (6)	Jackson (25)	Downing (91)	Pettis (48)	DeCinces (12)
1985	Jackson (27)	Pettis (8)	Jackson (27)	Downing Jackson (85)	Pettis (56)	DeCinces (7)
1986	Downing Joyner (27)	Schofield (5)	DeCinces (26)	Joyner (100)	Pettis (50)	Joyner (12)
1987	Joyner White (33)	Howell White (5)	Joyner (34)	Joyner (117)	White (32)	Joyner (10)
1988	Ray (42)	Ray (7)	Downing (25)	C. Davis (93)	Schofield (20)	C. Davis (10)
1989	Joyner (30)	White (13)	Davis (22)	Davis (90)	White (44)	Ray (12)
1990	Ray (23)	Polonia (9)	Parrish (24)	Winfield (78)	White (21)	Winfield (7)
1991	Joyner (34)	Polonia (8)	Winfield (28)	Joyner (96)	Polonia (48)	Winfield (6)
1992	Felix (22)	Felix (5)	Gaetti (12)	Felix (72)	Polonia (51)	Felix (9)
1993	Salmon (35)	Polonia (6)	Salmon (31)	Davis (112)	Polonia (55)	Salmon (8)
1994	Curtis (23)	Curtis (4)	Davis (26)	Davis (84)	Curtis (25)	Davis (6)
1995	Salmon (34)	DiSarcina (6)	Salmon (34)	Edmonds (107)	Phillips Hudler (13)	Davis (9)
1996	Anderson (33)	DiSarcina Salmon (4)	Salmon (30)	Salmon (98)	Hudler (14)	Davis (6)
1997	Anderson (36)	Alicea (7)	Salmon (33)	Salmon (129)	Erstad (23)	Salmon (11)
1998	Edmonds (42)	Anderson (7)	Salmon (26)	Edmonds (91)	Erstad (20)	Salmon (10)
1999	Anderson (36)	Erstad (5)	Vaughn (33)	Vaughn (108)	Erstad Velarde (13)	Anderson Salmon (6)
2000	Anderson (40)	Kennedy (11)	Glaus# (47)	Anderson Vaughn (117)	Erstad (28)	Anderson (9)
2001	Anderson (39)	Gil Spiezio (4)	Glaus (41)	Anderson (123)	Eckstein (29)	Kennedy (9)
2002	Anderson# (56)	Eckstein Fullmer Kennedy (6)	Glaus (30)	Anderson (123)	Erstad (23)	Anderson (10)
2003	Anderson# (49)	Spiezio (7)	Anderson (29)	Anderson (116)	Kennedy (22)	Spiezio (7)
2004	Guerrero (39)	Figgins (17)	Guerrero (39)	Guerrero (126)	Figgins (34)	Guerrero (8)
2005	Anderson (34)	Figgins (10)	Guerrero (32)	Guerrero (108)	Figgins# (62)	B. Molina (6)
2006	Cabrera (45)	Figgins (8)	Guerrero (33)	Guerrero (116)	Figgins (52)	Cabrera# (11)
2007	Guerrero (45)	Figgins (6)	Guerrero (27)	Guerrero (125)	Figgins (41)	Cabrera (11)
2008	Hunter (37) (11)	Aybar (5)	Guerrero (27)	Guerrero (91)	Figgins (34)	Rivera (8)

Led or tied for league

Bold face indicates club record

CLUB BATTING STATS (YEAR-BY-YEAR)

2009 ANGELS INFORMATION GUIDE

	AVG	AB	R	H	2B	3B	HR	RBI	SH	SF	SB	CS
1961	.245	5424	744	1331	218	22	189	700	80	37	37	28
1962	.250	5499	718	1377	232	35	137	667	82	43	46	27
1963	.250	5506	597	1378	208	38	95	551	84	46	43	30
1964	.243	5332	544	1297	186	27	102	508	78	37	49	39
1965	.239	5354	527	1279	200	36	97	486	93	44	107	57
1966	.232	5360	604	1244	179	54	122	562	69	46	80	54
1967	.238	5307	567	1265	170	37	114	524	88	23	40	36
1968	.227	5331	498	1209	170	33	83	453	75	37	62	50
1969	.225	5416	528	1221	151	29	88	480	75	41	54	39
1970	.251	5532	631	1391	197	40	114	597	69	37	69	27
1971	.231	5495	511	1271	213	18	96	477	83	31	72	34
1972	.242	5165	454	1249	171	26	78	420	66	25	57	37
1973	.253	5505	629	1395	183	29	93	595	60	45	59	47
1974	.254	5401	618	1372	203	31	95	550	82	48	119	79
1975	.246	5377	628	1324	195	41	55	572	97	47	220*	108
1976	.235	5385	550	1265	210	23	63	511	92	48	126	80
1977	.255	5410	675	1380	233	40	131	636	74	51	159	89
1978	.259	5472	691	1417	226	28	108	646	72	56	86	69
1979	.282	5550	866*	1563	242	43	164	808*	79	56	100	52
1980	.265	5443	698	1462	236	32	106	655	75	44	91	63
1981	.256	3688	476	944	144	16	97	439	51	30	44	33
1982	.274	5532	814	1518	268	26	186	760	114*	56*	55	53
1983	.260	5640	722	1467	241	22	154	682	68	46	41	39
1984	.249	5470	696	1363	211	30	150	649	65	46	80	51
1985	.251	5442	732	1364	215	31	153	685	99	35	106	51
1986	.255	5433	786	1387	236	36	167	743	91*	61*	109	42
1987	.252	5570	770	1406	257	26	172	709	70	36	125	44
1988	.256	5582	714	1458	258	31	124	660	63	52	86	52
1989	.256	5543	669	1421	207	37	145*	623	54	46	89	40
1990	.260	5570	690	1448	237	27	115	647	58	45	68	43*
1991	.255	5470	653	1396	245	29	115	607	63	31	94	56
1992	.243	5364	579	1306	202	20	88	537	56	40	160	101
1993	.260	5391	684	1399	259	24	114	644	50	46	169	100*
1994	.264	3943	543	1042	178	16	120	518	42	29	65	54
1995	.277	5019	801	1390	252	25	186	761	33	38	57	39
1996	.276	5686	762	1571	256	24	192	727	45	33	53	39
1997	.272	5628	829	1531	279	25	161	775	40	57	126	72
1998	.272	5630	787	1530	314	27	147	739	49	41	93	45
1999	.256	5494	711	1404	248	22	158	673	41	42	71	45
2000	.280	5628	864	1574	309	34	236	837	47	43	93	52
2001	.261	5551	691	1447	275	26	158	662	46	53	116	52
2002	.282*	5678*	851	1603*	333	32	152	811	49*	64	117	51
2003	.268	5487	736	1473	276	33	150	687	50	50	129	61
2004	.282*	5675	836	1603	272	37	162	783	56	41	143*	46
2005	.270	5624	761	1520	278	30	147	726	43	39	161*	57
2006	.274	5609	766	1539	309	29	159	737	31	53	148*	57
2007	.284	5554	822	1578	324	23	123	776	32	65	139	55
2008	.268	5540	765	1486	274	25	159	721	32	50	129	48

*Led or tied for League lead

CLUB DESIGNATED HITTERS

	AVG	AB	R	H	TB	2B	3B	HR	RBI	SH	SF	BB	SO	SB	CS
1973	.255	604	88	154	276	27	1	31	100	2	3	90	105	1	2
1974	.240	572	85	137	242	32	2	23	78	1	8	101	110	8	2
1975	.225	579	75	130	195	22	2	13	80	6	13	90	102	24	9
1976	.251	618	66	155	226	29	3	12	77	6	6	58	93	11	7
1977	.242	592	83	143	245	30	3	22	73	3	4	73	104	20	12
1978	.240	604	96	145	256	25	1	28	92	2	9	71	103	13	6
1979	.318	616	110	196	340	31	1	37	134	2	7	80	82	14	6
1980	.310	609	88	189	267	29	2	15	101	1	11	74	74	8	11
1981	.233	407	55	95	170	17	2	18	72	0	6	47	52	4	3
1982	.261	637	85	166	274	25	1	27	103	0	8	61	75	10	4
1983	.257	635	84	163	247	21	0	21	82	2	5	76	138	2	6
1984	.230	613	76	141	253	21	2	29	96	2	1	69	152	8	4
1985	.225	605	88	136	244	27	3	25	97	2	7	84	143	6	5
1986	.249	602	94	150	249	21	3	24	76	1	5	109	142	1	3
1987	.278	630	106	175	300	35	3	28	89	3	3	95	74	3	5
1988	.237	608	91	144	249	20	2	17	80	6	6	91	78	5	4
1989	.277	629	67	174	260	32	3	26	72	1	5	61	105	0	2
1990	.285	617	89	176	280	35	3	21	87	0	7	88	96	2	5
1991	.236	636	67	150	233	28	2	17	73	1	4	48	130	8	5
1992	.247	647	77	160	226	27	3	11	62	4	3	74	102	18	15
1993	.245	624	83	153	269	35	0	27	119	0	1	74	146	5	5
1994	.309	424	74	131	229	18	1	26	84	1	6	72	96	3	2
1995	.302	530	101	160	252	26	0	22	99	0	10	103	97	5	4
1996	.278	612	80	170	288	26	1	30	106	2	7	94	115	5	2
1997	.237	595	78	141	213	25	1	15	62	3	9	72	107	13	6
1998	.288	565	95	163	278	36	2	25	100	1	10	101	128	2	2
1999	.258	590	66	152	268	29	0	29	106	1	2	51	118	5	1
2000	.275	578	93	159	264	27	0	26	81	1	1	86	96	8	5
2001	.212	572	40	121	163	18	0	8	56	5	6	48	132	8	7
2002	.280	589	93	165	294	43	7	24	86	2	4	46	78	12	3
2003	.256	574	65	147	239	30	1	20	86	1	4	66	99	6	6
2004	.240	575	80	138	233	25	2	22	74	0	5	65	121	9	3
2005	.255	584	78	149	221	26	2	14	69	4	7	54	102	15	5
2006	.294	586	92	172	290	27	2	29	97	0	4	52	98	9	3
2007	.257	591	85	152	231	23	1	18	79	1	4	47	78	6	7
2008	.271	597	83	162	289	21	3	24	89	2	5	98	115	3	0

CLUB HISTORY



CLUB PINCH HITTING

2009 ANGELS INFORMATION GUIDE

	AVG	AB	R	H	2B	3B	HR	RBI	SF	BB	SO	SB
1961	.239	247	21	59	8	0	7	30	2	34	50	0
1962	.166	187	18	31	4	1	5	33	4	32	59	0
1963	.207	193	13	40	4	0	2	21	3	22	49	1
1964	.267	191	19	51	7	1	2	25	2	23	39	0
1965	.202	208	14	42	3	1	1	17	1	25	41	3
1966	.217	203	21	44	5	0	4	23	3	32	52	0
1967	.204	216	23	44	4	0	3	25	1	29	49	0
1968	.215	242	11	52	1	0	2	32	6	30	55	0
1969	.214	201	12	43	5	0	1	25	3	32	41	0
1970	.203	236	13	48	4	0	2	28	7	11	60	0
1971	.231	216	16	50	6	0	4	31	4	27	40	0
1972	.250	172	25	43	5	0	3	38	3	25	38	0
1973	.247	174	23	43	5	0	3	38	4	25	40	1
1974	.214	154	11	33	8	0	1	33	7	25	25	2
1975	.224	107	8	24	7	1	0	27	2	16	30	1
1976	.223	148	13	33	3	1	1	22	1	21	43	0
1977	.248	137	10	34	6	0	3	22	1	18	30	0
1978	.202	99	5	20	1	0	2	22	0	13	23	2
1979	.262	65	6	17	3	1	0	13	1	11	12	1
1980	.282	117	10	33	7	0	2	27	0	14	25	0
1981	.148	54	0	8	1	0	0	5	1	2	10	1
1982	.338	65	9	22	8	0	1	17	1	13	17	1
1983	.277	101	12	28	5	0	4	22	0	7	23	0
1984	.271	129	12	35	6	0	3	17	2	12	26	0
1985	.188	149	13	28	4	1	2	22	0	30	36	1
1986	.256	125	22	32	5	0	4	22	2	27	26	1
1987	.327	147	22	48	7	2	9	35	0	13	32	0
1988	.286	140	20	40	4	2	3	31	4	19	27	0
1989	.206	63	2	13	2	3	1	9	0	3	26	0
1990	.184	98	4	18	0	1	2	10	1	10	21	1
1991	.230	74	7	17	3	0	2	10	0	3	9	1
1992	.233	133	11	31	4	0	3	22	3	17	31	1
1993	.272	103	11	28	2	2	3	15	1	15	24	0
1994	.262	84	11	22	2	0	2	11	0	14	25	0
1995	.252	127	6	32	6	0	1	22	1	7	22	1
1996	.252	127	10	32	4	0	7	20	0	12	21	0
1997	.211	71	9	15	5	0	0	8	1	9	19	0
1998	.200	100	5	20	7	0	0	9	0	12	23	0
1999	.234	111	15	26	6	0	2	11	2	20	35	0
2000	.231	82	12	19	3	0	2	11	2	22	19	1
2001	.245	102	16	25	3	1	4	15	2	7	28	1
2002	.288	118	12	34	6	1	2	20	0	7	27	5
2003	.313	99	14	31	9	0	1	18	0	12	25	2
2004	.260	77	13	20	4	0	2	11	1	7	26	4
2005	.234	77	10	18	6	0	1	12	1	10	16	1
2006	.171	82	13	14	2	3	4	8	1	16	28	2
2007	.250	84	12	34	7	0	2	10	2	13	23	2
2008	.182	66	2	12	2	1	0	13	1	3	12	1



Bob Boone

CLUB HISTORY



ANGELS GRAND SLAMS (148)

2009 ANGELS INFORMATION GUIDE

- 1961 - Lee Thomas at Baltimore, June 6 (Milt Pappas)
Joe Koppe at Cleveland, Aug. 13 (Frank Funk)
Lee Thomas at Kansas City, Sept. 5 (Ed Rakow)
George Thomas vs. Chicago, Sept. 9 (Frank Baumann) ★
Leon Wagner vs. Washington, Sept. 28 (Johnny Klippstein)
Bob Rodgers vs. Cleveland, Sept. 29 (Barry Latman)
- 1963 - George Thomas vs. New York, May 1 (Ralph Terry)★★
Felix Torres at Cleveland, July 29 (Jerry Walker)
- 1964 - Bobby Knoop at New York, May 23 (Bill Stafford)
Willie Smith at Baltimore, July 2 (Stu Miller)
- 1965 - Costen Shockley vs. Boston, May 4 (Dave Morehead)
- 1966 - Jim Fregosi at Baltimore, Sept. 12 (Wally Bunker)
- 1967 - Rick Reichardt at Kansas City, June 25 (John Odum)
Rick Reichardt at Cleveland, Aug. 23 (Ed Connolly)
- 1969 - Jay Johnstone at Chicago, July 4 (Gary Bell)
- 1970 - Bill Voss vs. Kansas City, April 18 (Wally Bunker) ★★★
Jay Johnstone at Detroit, Aug. 25 (Lerrin LaGrew)
- 1971 - Roger Repoz vs. Baltimore, April 24 (Dick Hall)
- 1975 - Lee Stanton at Detroit, June 11 (Bob Reynolds)
Lee Stanton at Milwaukee, June 15 (Ed Rodriguez)
- 1976 - Bobby Bonds vs. Minnesota, May 15, 2nd game (Pete Redfern)
Ron Jackson at Minnesota, July 4, 2nd game (Bill Campbell)
Lee Stanton vs. Texas, July 25 (Steve Foucault)
- 1977 - Joe Rudi at Seattle, April 10 (Glenn Abbott)
Don Baylor at Oakland, July 27 (Paul Mitchell)
- 1978 - Rick Miller vs. Minnesota, April 12 (Gary Serum)
Merv Rettenmund vs. Cleveland, May 6 (Dennis Kinney)
Don Baylor at Chicago, May 18 (Ron Schueler)
Joe Rudi vs. Kansas City, June 27 (Steve Mingeri)
Joe Rudi at Kansas City, July 6 (Marty Pattin)
Joe Rudi at Milwaukee, July 26 (Bill Travers)
Don Baylor vs. Kansas City, Sept. 10 (Paul Splittorff)
- 1979 - Don Baylor vs. Oakland, April 21 (Bob Lacey)
Joe Rudi at Boston, May 8 (Chuck Rainey)
Dan Ford vs. Detroit, June 8 (John Hiller)
Willie Aikens at Toronto, June 13 (Dyar Miller)
Willie Aikens at Toronto, June 14 (Phil Huffman)
Joe Rudi vs. Baltimore, July 7 (Don Stanhouse)
Joe Rudi at Boston, July 23 (Dick Drago)
Don Baylor at Toronto, Aug. 25 (Balor Moore)
- 1980 - Bobby Grich at Detroit, July 29 (Roger Weaver)
- 1981 - Brian Downing at Seattle, April 9 (Glenn Abbott)
- 1982 - Fred Lynn at Cleveland, July 15 (Rick Waits)
Reggie Jackson at Seattle, Aug. 6 (Ed VanDe Berg)
Don Baylor at Minnesota, Aug. 11 (Ron Davis)
Brian Downing at Detroit, Aug. 31 (Larry Pashnick)
Brian Downing vs. Chicago, Sept. 6 (Jerry Kosman)
- 1983 - Rod Carew at Oakland, April 9 (Matt Keough)
Fred Lynn vs. Detroit, April 27 (Milt Wilcox)
Daryl Sconiers at Detroit, April 27 (Bob James)
Daryl Sconiers at Cleveland, May 28 (Len Barker)
Ellis Valentine at New York, June 2 (Dale Murray)
Ron Jackson at Milwaukee, June 6 (Bob McClure)
Bobby Grich vs. Detroit, July 22 (Doug Bair)
Juan Beniquez at Oakland, Aug. 17 (Mike Warren)
- 1984 - Brian Downing at Oakland, April 15 (Chris Codrioli)
Gary Pettis vs. Seattle, April 28 (Dave Beard)
Reggie Jackson vs. New York, May 28 (Dennis Rasmussen)
- 1985 - Dick Schofield at Oakland, April 12 (Keith Atherton)
Jerry Narron at Toronto, May 15 (Bill Caudill)
Ruppert Jones vs. Cleveland, June 25 (Neal Heaton)
Reggie Jackson vs. Cleveland, June 26 (Bryan Clark)
Jack Howell vs. Baltimore, Aug. 27 (Scott McGregor)
Bobby Grich vs. Cleveland, Sept. 22 (Jamie Easterly)
- 1986 - Brian Downing at Oakland, April 11 (Tim Birtsas)
Wally Joyner vs. Toronto, May 8 (Jim Acker)
Dick Schofield vs. Detroit, May 29 (Dave LaPoint)
George Hendrick at Milwaukee, July 8 (Juan Nieves)
Brian Downing at Oakland, July 31 (Eric Plunk)
Bob Boone at Oakland, July 31 (Eric Plunk)
Dick Schofield vs. Detroit, Aug. 29 (Willie Hernandez)
- 1987 - Doug DeCinces vs. Boston, May 3 (Wes Gardner)
Dick Schofield at Kansas City, June 14 (Bob Shirley)
Devon White vs. Oakland, Aug. 17 (Dave Leliper)
Mark Ryal vs. Texas, Sept. 10 (Dale Mohorovic)
- 1988 - Devon White vs. Chicago, April 12 (Jack McDowell)
- 1989 - Bill Schroeder vs. Milwaukee, May 21 (Bill Wegman)
- 1990 - Wally Joyner vs. Milwaukee, May 27 (Tony Fossas)
Lance Parrish at Detroit, June 17 (Lance McCullers)
Luis Polonia vs. New York, Aug. 14 (Tim Leary)
- 1991 - Wally Joyner at Cleveland, May 10 (Eric King)
Dave Winfield at Toronto, June 1 (Willie Fraser)
Max Venables vs. Kansas City, July 2 (Mark Gubicza)
- 1992 - Lee Stevens vs. Baltimore, Sept. 4 (Rick Sutcliffe)
- 1993 - Chili Davis at Minnesota, June 26 (Willie Banks)
Tim Salmon vs. Seattle, Sept. 15 (Tim Leary)
- 1994 - Chili Davis vs. New York, May 3 (Terry Mulholland)
J.T. Snow vs. Boston, July 18 (Tim Vanegmond)
Chili Davis at Texas, July 30 (Brian Bohanon)
- 1995 - J.T. Snow vs. New York, May 25 (Melido Perez)
Tim Salmon vs. Baltimore, May 29 (Mike Mussina)
Chili Davis vs. Cleveland, July 26 (Dennis Martinez)
- 1996 - Jim Edmonds vs. Milwaukee, April 2 (Ricky Bones)
Mike Aldrete at Seattle, April 15 (Edwin Hurtado)
J.T. Snow vs. Milwaukee, July 27 (Ben McDonald)
Randy Velarde at Baltimore, Aug. 25 (Scott Erickson)
Garret Anderson vs. New York, Aug. 29 (Wally Whitehurst)
- 1997 - Tim Salmon vs. Cleveland, April 4 (Paul Shuey)
Dave Hollins vs. Seattle, July 6 (Josias Manzanillo)
Garret Anderson at Cleveland, July 28 (Orel Hershiser)
- 1998 - Darin Erstad vs. Chicago, May 1 (Tony Castillo)★★★★
Garret Anderson vs. Kansas City, May 25 (Tim Belcher)
Cecil Fielder at Arizona, June 9 (Willie Blair)
- 1999 - Tim Salmon at Oakland, April 15 (Kevin Jarvis)
Todd Greene vs. Seattle, April 16 (Jamie Moyer)
Andy Sheets vs. Toronto, April 29 (Roy Halladay)
Mo Vaughn vs. Tampa Bay, May 14 (Bobby Witt)
Matt Walbeck at Los Angeles, June 5 (Chan Ho Park)
- 2000 - Adam Kennedy at Toronto, April 18 (Frank Castillo)
Garret Anderson vs. Kansas City, May 21 (Jeff Fussell)
Tim Salmon vs. Kansas City, June 20 (Jeff Suppan)
Bengie Molina vs. Colorado, July 7 (Scott Karl)
Troy Glaus vs. New York, Aug. 12 (Denny Neagle)
Mo Vaughn at Chicago, Sept. 1 (Lorenzo Barcelo)
Mo Vaughn at Texas, Sept. 24 (Mike Venafro)
- 2001 - Garret Anderson at Colorado, July 8 (Shawn Chacon)
- 2002 - David Eckstein vs. Toronto, April 27 (Scott Cassidy)
David Eckstein vs. Toronto, April 28 (Pedro Borbon)
David Eckstein vs. Cincinnati, June 9 (Joey Hamilton)
Tim Salmon at White Sox, Aug. 6 (Matt Ginter)
Troy Glaus vs. Seattle, Sept. 29 (Ismael Valdes)
- 2003 - Garret Anderson vs. Cleveland, May 8 (Jason Davis)
Scott Spiezio at New York, May 13 (Juan Acevedo)
Brad Fullmer vs. New York Mets, June 14 (Jason Roach)
Scott Spiezio at Minnesota, Sept. 1 (Kenry Rogers)
- 2004 - Shane Halter vs. Tampa Bay, May 8 (Trevor Miller)
Chone Figgins at Baltimore, May 14 (Kurt Ainsworth)
B. Molina at Toronto, July 10 (Kerry Ligtenberg)
Josh Paul at Tampa Bay, Aug. 19 (Travis Harper)
J. Molina vs. Kansas City, Aug. 25 (Scott Sullivan)
Alfredo Amezaga at Boston, Aug. 31 (Mike Myers)
Alfredo Amezaga at Oakland, Oct. 1 (Joe Blanton)
- 2005 - Juan Rivera at Dodgers, May 20 (Yency Brazabon)
Garret Anderson at Texas, June 28 (Brian Shouse)
Vladimir Guerrero vs. New York, July 21 (Tom Gordon)
Casey Kotchman vs. Tampa Bay, Aug. 7 (Seth McClung)
Vladimir Guerrero at Oakland, Aug. 9 (Rich Harden)
- 2006 - Juan Rivera vs. Seattle, May 12 (Bobby Livingston)
Vladimir Guerrero vs. Tampa Bay, July 15 (Chad Harville)
- 2007 - Vladimir Guerrero at Kansas City, May 1 (Zack Greinke)
Casey Kotchman at Texas, May 14 (Kevin Millwood)
Gary Matthews vs. Minnesota, June 4 (Jason Miller)
Maicer Izturis vs. Minnesota, August 10 (Scott Baker)
Garret Anderson vs. New York, August 21 (Sean Henn)
- 2008 - Torii Hunter vs. Cleveland, April 7 (walk-off, Joe Borowski)
Mike Napoli vs. Cleveland, April 9 (Paul Byrd)
Jeff Mathis vs. Cleveland, July 23 (Tom Mastny)
Mark Teixeira at New York, August 3 (Edwar Ramirez)

First grand slam at Anaheim Stadium by Curt Blefary, Baltimore, June 6, 1967.

First grand slam by an Angel player:

★ at Wrigley Field; ★★ at Dodger Stadium;

★★★ at Anaheim Stadium.

★★★★ at Edison Field

OPPONENTS GRAND SLAMS (156)

2009 ANGELS INFORMATION GUIDE

- 1961** - Al Smith at Chicago, June 13 (Ron Kline)
Carroll Hardy (BOS) at Wrigley Field, Aug. 25 (Johnny James)
Wayne Causey (KC) at Wrigley Field, Aug. 31 (Jim Donohue)
Al Smith at Chicago, Sept. 17 (Johnny James)
Walt Bond (CLE) at Wrigley Field, Oct. 1 (Ryne Duren)
- 1962** - Brooks Robinson (BAL) at Chavez Ravine, May 6 (Ken McBride)
Ed Charles at Kansas City, May 26 (Dean Chance)
Roger Maris (NY) at Chavez Ravine, Aug. 21 (Jack Spring)
- 1963** - Joe Pepitone (NY) at Chavez Ravine, May 2 (Dean Chance)
Dick Stuart at Boston, May 15 (Bo Belinsky)
Don Zimmer at Washington, July 7 (Paul Foytack)
Lou Clinton (BOS) at Chavez Ravine, July 14 (Paul Foytack)
Fred Whitfield at Cleveland, July 31 (Eli Grba)
- 1964** - Tony Oliva at Minnesota, May 7 (Jack Spring)
Tony Conigliaro (BOS) at Chavez Ravine, June 3 (Dan Osinski)
Lee Thomas at Boston, July 4 (Ken McBride)
Rich Rollins at Minnesota, July 19 (Don Lee)
- 1966** - Mickey Mantle at New York, July 23 (Marcelino Lopez)
Elston Howard at New York, July 24 (Lou Burdette)
Fred Valentine at Washington, July 27 (Clyde Wright)
- 1967** - Curt Blefary (BAL) at Anaheim, June 6 (Lou Burdette)
Paul Casanova at Washington, July 30 (Jim Coates)
- 1968** - Tom McCraw (CHI) at Anaheim, May 7 (Sammy Ellis)
Davey Johnson at Baltimore, June 5 (Clyde Wright)
Ken Harrelson at Boston, June 13 (Andy Messersmith)
- 1969** - Sal Bando at Oakland, April 16 (George Brunet)
Rick Monday (OAK) at Anaheim, April 30 (George Brunet)
Mickey Stanley at Detroit, May 23 (Andy Messersmith)
Fred Talbot at Seattle, July 9 (Eddie Fisher)
- 1970** - Brant Aleya (MIN) at Anaheim, April 15 (Andy Messersmith)
Leo Cardenas at Minnesota, Sept. 15 (Tom Bradley)
- 1971** - Carlos May at Chicago, Sept. 18 (Tom Murphy)
- 1972** - Eric Soderholm at Minnesota, June 26 (Eddie Fisher)
John Briggs at Milwaukee, July 14 (Nolan Ryan)
John Mayberry (KC) at Anaheim, Sept. 20 (Rudy May)
- 1973** - Danny Walton at Minnesota, April 17 (Steve Barber)
Bobby Darwin (MIN) at Anaheim, June 29 (Nolan Ryan)
Jeff Burroughs at Texas, July 26 (Bill Singer)
Dick Green (OAK) at Anaheim, Aug. 5 (Steve Barber)
Joe Lahoud (MIL) at Anaheim, Aug. 22 (Aurelio Monteagudo)
- 1974** - Jeff Burroughs (TEX) at Anaheim, April 9 (Skip Lockwood)
George Hendrick at Cleveland, April 28 (Dick Selma)
Bill Sudakis at New York, June 11 (Dick Lange)
Sal Bando at Oakland, June 24 (Barry Ryzano)
Hal McRae at Kansas City, Sept. 26 (Chuck Dobson)
- 1975** - Sal Bando at Oakland, May 7 (Chuck Dobson)
Mike Cabbage (TEX) at Anaheim, June 20 (Bill Singer)
Frank White (KC) at Anaheim, June 25 (Luis Quintana)
- 1976** - Rod Carew at Minnesota, July 4 (Sid Monge)
Charlie Spikes at Cleveland, July 22 (Frank Tanana)
- 1977** - Bucky Dent at New York, May 3 (Mike Cuellar)
Mike Jorgensen (OAK) at Anaheim, July 2 (Dave LaRoche)
Ken Singleton (BAL) at Anaheim, Aug. 6 (Ken Brett)
Pat Kelly at Baltimore, Aug. 29 (Nolan Ryan)
- 1978** - Leon Roberts at Seattle, Aug. 12 (Chris Knapp)
- 1979** - Lee May at Baltimore, May 5 (Don Aase)
Andre Thornton at Cleveland, Sept. 1 (Jim Barr)
- 1981** - Roy Smalley (MIN) at Anaheim, April 18 (Bill Travers)
Doug DeCinces at Baltimore, Aug. 27 (Don Aase)
- 1982** - Steve Kemp (CHI) at Anaheim, June 19 (Luis Sanchez)
- 1983** - Tony Bernazard (SEA) at Anaheim, Aug. 13 (Ken Forsch)
- 1984** - Kent Hrbek at Minnesota, April 16 (John Curtis)
Lloyd Moseby at Toronto, April 20 (Mike Witt)
Wayne Gross (BAL) at Anaheim, May 27 (Mike Witt)
Dwight Evans at Boston, July 15 (Bruce Kison)
Bill Buckner (BOS) at Anaheim, July 21 (Curt Kaufman)
Randy Bush at Minnesota, July 28 (Jim Slaton)
Chet Lemon (DET) at Anaheim, Aug. 26 (Curt Kaufman)
Darryl Motley at Kansas City, Sept. 24 (Frank LaCorte)
- 1985** - Dave Collins (OAK) at Anaheim, Aug. 17 (Mike Witt)
Eddie Murray (BAL) at Anaheim, Aug. 26 (Alan Fowlkes)
- 1986** - Jim Presley at Seattle, April 8 (Ken Forsch)
Danny Tartabull (SEA) at Anaheim, April 15 (Don Sutton)
Rich Gedman (BOS) at Anaheim, July 25 (Vern Ruhle)
Pete Incaviglia (TEX) at Anaheim, Sept. 28 (Mike Witt)
- 1987** - Tony Phillips (OAK) at Anaheim, April 20 (Gary Lucas)
Matt Nokes (DET) at Anaheim, April 30 (Mike Cook)
- Tony Bernazard (CLE) at Anaheim, June 10 (John Candelaria)
Mike Kingery (SEA) at Anaheim, Aug. 2 (Kirk McCaskill)
Mike Pagliarulo at New York, Sept. 4 (Kirk McCaskill)
- 1988** - Mark McGwire at Oakland, Aug. 11 (DeWayne Buice)
Pete O'Brien (TEX) at Anaheim, Sept. 18 (Bryan Harvey)
- 1989** - Jeffrey Leonard at Seattle, April 14 (Mike Witt)
Bo Jackson (KC) at Anaheim, Sept. 27 (Willie Fraser)
- 1990** - Darryl Hamilton at Milwaukee, July 8 (Mark Eichhorn)
- 1991** - Randy Milligan at Baltimore, July 23 (Bryan Harvey)
Craig Grebeck (CHI) at Anaheim, Sept. 15 (Kyle Abbott)
Tim Spehr at Kansas City, Sept. 29 (Jim Abbott)
- 1992** - Tino Martinez (SEA) at Anaheim, April 25 (Joe Grahe)
Albert Belle at Cleveland, July 8 (Joe Grahe)
- 1993** - Kirk Gibson (DET) at Anaheim, April 9 (Scott Sanderson)
Joe Carter at Toronto, June 8 (Darryl Scott)
Juan Gonzales (TEX) at Anaheim, June 17 (Ken Patterson)
George Bell (CHI) at Anaheim, June 20 (Russ Springer)
Julio Franco at Texas, Aug. 10 (Phil Leftwich)
Dave Henderson at Oakland, Oct. 1 (Mark Holzemeyer)
- 1994** - Matt Nokes at New York, April 25 (Mark Leiter)
Dick Schofield at Toronto, May 28 (Mark Langston)
Kirk Gibson (DET) at Anaheim, June 11 (Mike Butcher)
Hubie Brooks at Kansas City, June 13 (Bob Patterson)
Cal Ripken Jr. at Baltimore, July 3 (Brian Anderson)
- 1995** - Reggie Jefferson (BOS) at Anaheim, May 26 (Mike Butcher)
Mark McGwire at Oakland, June 30 (Lee Smith)
Matt Mieske (MIL) at Anaheim, July 9 (Chuck Finley)
Albert Belle at Cleveland, July 18 (Lee Smith)
Mike Blowers (SEA) at Anaheim, Aug. 3 (Mike Butcher)
- 1996** - Dan Wilson at Seattle, April 16 (Jim Abbott)
Mark McGwire at Oakland, May 1 (Phil Leftwich)
Chuck Knoblauch at Minnesota, June 5 (Mark Eichhorn)
Geromino Berroa (OAK) at Anaheim, June 27 (Shad Williams)
Matt Stairs at Oakland, July 5 (Ryan Hancock)
Tony Clark at Detroit, Aug. 1 (Greg Gohr)
Johnny Damon (KC) at Anaheim, Aug. 10 (Jim Abbott)
- 1997** - Cal Ripken (BAL) at Anaheim, May 6 (Pep Harris)
Rich Aurilia (SF) at Anaheim, June 14 (Allen Watson)
Marquis Grissom (CLE) at Anaheim, Aug. 27 (Allen Watson)
Bobby Higginson at Detroit, Sept. 6 (Allen Watson)
Lee Stevens (TEX) at Anaheim, Sept. 26 (Mike Holtz)
- 1998** - Yamil Benitez at Arizona, June 9 (Chuck Finley)
- 1999** - Brady Anderson (BAL) at Anaheim, May 27 (Mike Magnante)
Devon White at Los Angeles, June 5 (Tim Lincecum)
Rafael Palmeiro at Texas, July 22 (Steve Sparks)
- 2000** - Brad Fullmer at Toronto, April 18 (Lou Pote)
Darrin Fletcher at Toronto, April 20 (Kent Mercker)
Royce Clively at Texas May 12 (Scott Schoeneweis)
Ben Griene at Oakland, July 22 (Brian Cooper)
Roberto Alomar (CLE) at Anaheim, Aug. 27 (Mark Petkovsek)
- 2001** - John Olerud at Seattle, April 21 (Jarrod Washburn)
Doug Mirabelli (SF) at Anaheim, Aug. 21 (Scott Schoeneweis)
Corey Koskie at Minnesota, Sept. 8 (Pat Rapp)
- 2002** - Mark McLemore at Seattle, April 22 (Scott Schoeneweis)
Raul Ibanez at Kansas City, July 14 (Ramon Ortiz)
- 2003** - Vernon Wells at Toronto, May 3 (Ben Weber)
Brian Roberts (BAL) at Anaheim, May 22 (Troy Percival)
Brian Roberts at Baltimore, May 28 (Ramon Ortiz)
Jose Reyes (NYM) at Anaheim, June 15 (Jarrod Washburn)
Bret Boone at Seattle, June 17 (Kevin Appier)
Tony Batista at Baltimore, July 18 (Jarrod Washburn)
David Segui at Baltimore, July 20 (Francisco Rodriguez)
Randy Winn at Seattle, Sept. 13 (Francisco Rodriguez)
Miguel Tejada (OAK) at Anaheim, Sept. 15 (Ramon Ortiz)
Hank Blalock at Texas, Sept. 20 (Aaron Sele)
- 2004** - Brandon Inge at Detroit, April 27 (Scott Shields)
- 2005** - Alex Rodriguez at New York, April 26 (Bartolo Colon)
Randy Winn (SEA) at Anaheim, July 8 (Joel Peralta)
Miguel Tejada at Baltimore, Aug. 23 (Francisco Rodriguez)
- 2006** - Nick Swisher at Oakland, April 22 (Jeff Weaver)
Travis Hafner at Cleveland, June 3 (Brendan Donnelly)
Richie Sexson (SEA) at Anaheim, June 10 (John Lackey)
Mark DeRosa (TEX) at Anaheim, Aug. 4 (John Lackey)
Nelson Cruz at Texas, Aug. 16 (Kevin Gregg)
- 2007** - David Ortiz at Boston, August 18 (Jered Weaver)
Hank Blalock (TEX) at Anaheim, September 2 (Scott Shields)
- 2008** - Ben Broussard (TEX) at Anaheim, April 4 (Dustin Moseley)
Carlos Quentin (CWS) at Anaheim, May 14 (Scott Shields)
Mark Ellis June 8, 2008 at Oakland (walk-off, C. Bootcheck)



ANGELS PINCH HIT HOME RUNS (114)

2009 ANGELS INFORMATION GUIDE

- 1961 — (7) ..Steve Bilko, Ken Hunt, Ted Kluszewski, Albie Pearson, Del Rice, Lee Thomas and Leon Wagner
1962 — (5) ..Earl Averill, Tom Burgess, Ed Sadowski, Tom Satriano and Leon Wagner
1963 — (2) ..Hank Foiles and Frank Kostró
1964 — (2) ..Jim Fregosi and Tom Satriano
1965 — (1) ..Julio Gotay
1966 — (4) ..Joe Adcock (3) and Jose Cardenal
1967 — (3) ..Jimmie Hall, Jay Johnstone and John Werhas
1968 — (2) ..Ed Kirkpatrick and Roger Repoz
1969 — (1) ..Billy Cowan
1970 — (2) ..Billy Cowan and Jay Johnstone
1971 — (3) ..Jim Fregosi, Syd O'Brien and Tom Reynolds
1972 — (3) ..Jack Hiatt, Syd O'Brien and John Stephenson
1973 — (3) ..Mike Epstein, Winston Llenas and Frank Robinson
1974 — (1) ..Charlie Sands
1976 — (1) ..Ron Jackson
1977 — (3) ..Ike Hampton and Tony Solaita (2)
1978 — (2) ..Merv Rettenmund (Grand Slam), vs. Cleveland, May 6
Joe Rudi (Grand Slam), vs. Kansas City, June 27
1980 — (2) ..Al Cowens and Jason Thompson
1982 — (1) ..Rod Carew
1983 — (4) ..Daryl Sconiers (2), Rob Wilfong and Reggie Jackson
1984 — (3) ..Jerry Narron (2) and Daryl Sconiers

- 1985 — (2) ..Juan Beniquez and Jerry Narron
1986 — (4) ..Ruppert Jones (2), Bobby Grich and Mark Ryal
1987 — (9) ..George Hendrick (3), Jack Howell (2), Ruppert Jones (2) and Mark Ryal (2)
1988 — (3) ..Tony Armas, George Hendrick and Johnny Ray
1989 — (1) ..Claudell Washington
1990 — (2) ..Jack Howell, Dave Winfield
1991 — (2) ..Bobby Rose, Max Venable
1992 — (3) ..Bobby Rose, Gary Gaetti, Damion Easley
1993 — (3) ..Torey Lovullo, Greg Myers (2)
1994 — (2) ..Dwight Smith, Bo Jackson
1995 — (1) ..Eduardo Perez
1996 — (7) ..Jack Howell (4), Mike Aldrete (2) and Jim Edmonds
1999 — (2) ..Todd Greene, Matt Luke
2000 — (2) ..Scott Spiezio (2)
2001 — (4) ..Shawn Wooten (2), Orlando Palmeiro, Bengie Molina
2002 — (2) ..Jeff DaVanon, Julio Ramirez
2003 — (1) ..Adam Kennedy
2004 — (2) ..Shane Halter (Grand Slam), Andres Galarraga
2005 — (1) ..Dallas McPherson
2006 — (4) ..Tim Salmon (2), Robb Quinlan, Dallas McPherson
2007 — (2) ..Robb Quinlan, Brandon Wood
2008 — none.

INSIDE-THE-PARK HOME RUNS (25)

- 1962 — Jim Fregosi, September 19 vs. Baltimore (Steve Barber)★
1963 — Jim Fregosi, September 6 vs. Kansas City (Dave Wickersham)
1964 — Bob Rodgers, September 7 vs. Boston (Dick Radatz)
1966 — Paul Schaal, August 2 vs. New York (Hal Reniff)★★
Jose Cardenal, August 30 vs. Boston (Roland Sheldon)
1967 — Rick Reichardt, June 25 at Kansas City (John Odum)★★★
Jose Cardenal, August 13 at Boston (Jim Lonborg)
1969 — Sandy Alomar, June 23 vs. Minnesota (Dick Woodson)
Rick Reichardt, September 24 vs. Seattle (Gene Brabender)
1971 — Ken McMullen, September 5 at Milwaukee (Skip Lockwood)
1972 — Leo Cardenas, July 15 at Milwaukee (Gary Ryerson)
1973 — Rudy Meoli, July 28 at Kansas City (Gene Garber)
1976 — Dave Collins, September 23 vs. Texas (Tommy Boggs)
1977 — Bobby Bonds, August 3 vs. New York (Ron Guidry)

- 1983 — Gary Pettis, September 27 vs. Toronto (Luis Leal)
1984 — Rob Piccolo, July 4 at Toronto (Dave Stieb)
1987 — Gary Pettis, April 22 vs. Oakland (Curt Young)
1990 — Luis Polonia, August 14 vs. New York (Tim Learny)★★★
1991 — Luis Polonia, August 9 vs. Oakland (Dave Stewart)
1996 — Darin Erstad, September 6 at Minnesota (Brad Radke)
1997 — Darin Erstad, May 24 at Toronto (Woody Williams)
2006 — Vladimir Guerrero, May 26 vs. Baltimore (Todd Williams)
Dallas McPherson, June 17 vs. San Diego (Jake Peavy)
Chone Figgins, Sept. 29 vs. Oakland (Kiko Calero)
2007 — Gary Matthews, Jr., June 17 at Los Angeles-NL (Brett Tomko)

- ★First inside-the-park home run at Dodger Stadium
★★First inside-the-park home run at Anaheim Stadium
★★★Inside-the-park grand slam

HOME RUN IN FIRST AT-BAT AS ANGEL (10)

- Ted Kluszewski, April 11, 1961
Bob Cerv, April 11, 1961
Don Rose, May 24, 1972 (1st Major League at-bat)
Frank Robinson, April 6, 1973
Dave Machemer, June 21, 1978 (1st Major League at-bat)
Mark Ryal, Sept. 2, 1986
Claudell Washington, April 4, 1989
Dave Parker, April 9, 1991
Von Hayes, April 7, 1992
Mike Napoli, May 4, 2006 (1st Major League at-bat)



Jim Fregosi

HOME RUN IN FIRST GAME AS ANGEL (24)

- Ted Kluszewski, April 11, 1961
Bob Cerv, April 11, 1961
Lou Clinton, June 5, 1964
Vic Power, June 14, 1964
Don Mincher, April 11, 1967
Woodie Held, June 16, 1967
Ken McMullen, April 28, 1970
Billy Parker, Sept. 9, 1971
Bob Oliver, May 7, 1972
Frank Robinson, April 6, 1973
Richie Scheinblum, June 16, 1973
Orlando Alvarez, May 13, 1976
Joe Rudi, April 6, 1977
Dave Machemer, June 21, 1978
Mark Ryal, Sept. 2, 1986
Claudell Washington, April 4, 1989
Dave Parker, April 9, 1991
Von Hayes, April 7, 1992
Rene Gonzales, April 12, 1992
J.T. Snow, April 6, 1993
Eduardo Perez, July 27, 1993
Andy Allanson, April 26, 1995
Mike Napoli, May 4, 2006
Kendry Morales, May 23, 2006

CLUB HISTORY



THREE HOME RUNS - INNING

2009 ANGELS INFORMATION GUIDE

9/18/08 - at Oakland (7th inning)
HR: Morales, Napoli, Wood

6/30/06 - at Boston (3rd inning)
HR: Cabrera, Guerrero, Rivera

9/11/05 - at Chicago (1st inning)
HR: Figgins, Anderson, Erstad

5/24/04 - at Toronto (3rd inning - consecutive)
HR: Guerrero, Guillen, DaVanon

6/03/03 - vs. Montreal in Puerto Rico (1st inning)
HR: DaVanon, Salmon, Glaus

7/26/01 - vs. Tampa Bay (1st inning - consecutive)
HR: Glaus, Erstad, Anderson

6/30/00 - at Oakland (6th inning)
HR: Anderson, Molina, Gil

6/24/00 - at Minnesota (2nd inning - consecutive)
HR: Anderson, Glaus, Spiezio

5/28/00 - at Kansas City (5th inning)
HR: Erstad; (Vaughn, Salmon, Anderson -consecutive)

4/21/00 - at Tampa Bay (4th inning)
HR: Vaughn, Salmon, Glaus

4/21/00 - at Tampa Bay (9th inning)
HR: Vaughn, Salmon, Glaus

7/11/97 - at Oakland (5th inning)
HR: Edmonds, Salmon, Phillips

8/11/96 - vs. Kansas City (6th inning)
HR: Arias, Velarde, Davis

7/14/90 - vs. Toronto (7th inning)
HR: Winfield, Downing, Bichette

10/3/87 - vs. Cleveland (1st inning)
HR: Downing, Joyner, Howell

8/16/87 - vs. Oakland (2nd inning)
HR: D. Miller, McLemore, Howell

6/29/87 - at Cleveland (7th inning)
HR: Schofield, DeCinces, Joyner

9/26/86 - vs. Texas (6th inning)
HR: Pettis, Downing, Hendrick

4/26/86 - at Minnesota (9th inning)
HR: Hendrick, R. Jones, Joyner

4/24/84 - at Boston (4th inning-consecutive)
HR: Re. Jackson, Downing, Grich

6/7/83 - vs. Chicago (3rd inning)
HR: Sconiers, Re. Jackson, Lynn

6/20/80 - at Boston (3rd inning)
HR: Patek, R. Miller, Thompson

8/31/79 - at Cleveland (8th inning)
HR: Aikens, Grich, J. Anderson

5/11/77 - vs. Baltimore (2nd inning-consecutive)
HR: Bonds, Baylor, Ro. Jackson

6/19/76 - vs. Boston (5th inning)
HR: Ro. Jackson, B. Jones, Guerrero

4/30/66 - at Boston (8th inning)
HR: Reichardt Z, Knopp

7/25/64 - at Kansas City (6th inning)
HR: W. Smith, Rodgers, Perry

8/28/62 - at Kansas City (4th inning-consecutive)
HR: L. Thomas, Wagner, Rodgers

6/20/61 - vs. Boston (5th inning)
HR: Wagner, Averill, Bilko



Fred Lynn

FIVE & SIX-HIT GAMES IN CLUB ANNALS (46)

Lee Thomas Sept. 5, 1961 at K.C.
Lee Thomas May 6, 1962 vs. Bal.
Leon Wagner April 26, 1963 at Bal.
Willie Smith July 25, 1964 at K.C.
Jose Cardenal May 31, 1966 vs. Cle.
Vic Davalillo Aug. 4, 1968 at Bos.
Tom Satriano Aug. 11, 1968 at Bal.
Vada Pinson Aug. 4, 1972 at K.C.
Richie Scheinblum July 28, 1973 at K.C.
Denny Doyle April 30, 1974 at Bos.
Dave Collins June 20, 1975 vs. Tex.
Mario Guerrero June 14, 1977 at Min.
Brian Downing April 15, 1979 at Oak.
Dan Ford Aug. 10, 1979 vs. Sea.
Dickie Thon May 28, 1980 vs. Tex.
Bobby Grich July 13, 1980 at Det.
Rick Burleson June 3, 1981 at Tor.
Rod Carew Aug. 21, 1981 vs. Cle.
Don Baylor April 13, 1982 vs. Sea.
Rod Carew April 22, 1983 vs. Bal.
Juan Beniquez May 29, 1984 at N.Y.
Bob Boone June 17, 1988 at K.C.
Dave Winfield April 13, 1991 at Min.

Luis Polonia May 13, 1991 at Cle.
Dave Gallagher May 19, 1991 at Bal.
Luis Polonia June 1, 1991 at Tor.
Dave Winfield June 24, 1991 at K.C.
Tim Salmon May 13, 1994 at Sea.
Chris Turner July 5, 1994 at Bos.
Chili Davis May 10, 1995 vs. Tex.
Tony Phillips June 14, 1995 vs. Min.
Rex Hudler May 26, 1996 vs. Bos.
Garret Anderson Sept. 27, 1996 at Tex. (6)
Darin Erstad June 9, 1998 at Ari.
Gary DiSarcina June 13, 1998 at Tex.
Gary DiSarcina Sept. 24, 1998 at Oak.
Randy Velarde June 24, 1999 at Sea.
Mo Vaughn June 24, 1999 at Sea.
Mo Vaughn May 24, 2000 at Min.
Tim Salmon July 19, 2002 vs. Sea.
Darin Erstad Aug. 27, 2002 vs. T.B.
Eric Owens Aug. 23, 2003 at Det.
Chone Figgins May 14, 2004 at Bal.
David Eckstein June 2, 2004 vs. Bos.
Jose Guillen July 31, 2004 vs. Sea.
Chone Figgins June 18, 2007 vs Hou. (6)

CAREER LEADERS PITCHING

2009 ANGELS INFORMATION GUIDE

ERA ★

1. Bob Lee	1.99
2. Ken Tatum	2.16
3. Francisco Rodriguez	2.35
4. Bryan Harvey	2.49
5. Greg Minton	2.66
6. Donnie Moore	2.75
7. Andy Messersmith	2.78
8. Mark Eichhorn	2.81
9. Dean Chance	2.83
10. Tom Morgan	2.86

WINS

1. Chuck Finley	165
2. Nolan Ryan	138
3. Mike Witt	109
4. Frank Tanana	102
5. JOHN LACKEY	91
6. Mark Langston	88
7. Clyde Wright	87
8. Kirk McCaskill	78
9. Jarrod Washburn	75
10. Dean Chance	74

LOSSES

1. Chuck Finley	140
2. Nolan Ryan	121
3. Mike Witt	107
4. Clyde Wright	85
5. Frank Tanana	78
6. Rudy May	76
7. Mark Langston	74
Kirk McCaskill	74
Jim Abbott	74
10. George Brunet	69

GAMES

1. Troy Percival	579
2. Chuck Finley	436
3. SCOT SHIELDS	428
4. Francisco Rodriguez	408
5. Mike Witt	314
6. Dave LaRoche	304
7. Mike Holtz	301
8. Nolan Ryan	291
9. Shigetoshi Hasegawa	287
10. Brendan Donnelly	276

STARTS

1. Chuck Finley	379
2. Nolan Ryan	288
3. Mike Witt	272
4. Frank Tanana	218
5. Mark Langston	210
6. JOHN LACKEY	206
7. Kirk McCaskill	189
Clyde Wright	189
9. Jarrod Washburn	183
10. Rudy May	170

COMPLETE GAMES

1. Nolan Ryan	156
2. Frank Tanana	92
3. Mike Witt	70
4. Chuck Finley	57
5. Clyde Wright	51
6. Dean Chance	48
7. Andy Messersmith	42
Geoff Zahn	42
9. Rudy May	35
Bill Singer	35

SHUTOUTS

1. Nolan Ryan	40
2. Frank Tanana	24
3. Dean Chance	21
4. George Brunet	14
Chuck Finley	14
6. Geoff Zahn	13
7. Rudy May	12
8. Kirk McCaskill	11
Andy Messersmith	11
10. Mike Witt	10

All CAPS/**BOLD** — Active

★ Based on 100-or-more games

SAVES

1. Troy Percival	316
2. Francisco Rodriguez	208
3. Bryan Harvey	126
4. Dave LaRoche	85
5. Donnie Moore	61
6. Bob Lee	58
7. Joe Grahe	45
8. Minnie Rojas	43
9. Ken Tatum	39
10. Lee Smith	37

INNINGS PITCHED

1. Chuck Finley	2,675.0
2. Nolan Ryan	2,181.1
3. Mike Witt	1,965.1
4. Frank Tanana	1,614.0
5. Mark Langston	1,445.1
6. Clyde Wright	1,404.0
7. JOHN LACKEY	1,324.2
8. Dean Chance	1,237.0
9. Kirk McCaskill	1,221.0
10. Jarrod Washburn	1,153.1

HITS

1. Chuck Finley	2,544
2. Mike Witt	1,932
3. Nolan Ryan	1,520
4. Frank Tanana	1,461
5. JOHN LACKEY	1,342
6. Mark Langston	1,341
7. Clyde Wright	1,310
8. Kirk McCaskill	1,191
9. Jim Abbott	1,130
10. Jarrod Washburn	1,122

HOME RUNS

1. Chuck Finley	254
2. Mike Witt	167
3. Jarrod Washburn	150
4. Frank Tanana	146
5. Mark Langston	145
6. Ramon Ortiz	136
7. JOHN LACKEY	134
8. Nolan Ryan	115
9. Clyde Wright	114
10. Kirk McCaskill	109

BASE ON BALLS

1. Nolan Ryan	1,302
2. Chuck Finley	1,118
3. Mike Witt	656
4. Mark Langston	551
5. Rudy May	484
6. Dean Chance	462
7. Clyde Wright	449
8. Kirk McCaskill	448
9. Frank Tanana	422
10. Andy Messersmith	402

STRIKEOUTS

1. Nolan Ryan	2,416
2. Chuck Finley	2,151
3. Mike Witt	1,283
4. Frank Tanana	1,233
5. Mark Langston	1,112
6. JOHN LACKEY	1,062
7. Dean Chance	857
8. Rudy May	844
9. Andy Messersmith	768
10. Kirk McCaskill	714

MOST SO/9 IP ★

1. Francisco Rodriguez	11.74
2. Bryan Harvey	10.68
3. Troy Percival	10.43
4. Nolan Ryan	9.97
5. Brendan Donnelly	9.00
6. Mike Holtz	8.63
7. Mark Clear	8.63
8. SCOT SHIELDS	8.24
9. Kevin Gregg	7.80
10. KELVIM ESCOBAR	7.73

FEWEST HITS/9 IP ★

1. Troy Percival	6.03
2. Francisco Rodriguez	6.08
3. Ken Tatum	6.12
4. Nolan Ryan	6.27
5. Bryan Harvey	6.41
6. Andy Messersmith	6.53
7. Bob Lee	6.62
8. Mark Clear	7.02
9. Brendan Donnelly	7.29
10. Art Fowler	7.31

FEWEST BB/9 IP ★

1. Paul Hartzell	2.14
2. Ken Forsch	2.24
3. Tom Morgan	2.27
4. Fred Newman	2.27
5. Mark Eichhorn	2.31
6. Minnie Rojas	2.34
7. Frank Tanana	2.35
8. Geoff Zahn	2.40
9. Mark Petkovsek	2.41
10. Donnie Moore	2.45

FEWEST BASERUNNERS/9 IP ★

1. Ken Tatum	9.46
2. Bob Lee	9.80
3. Troy Percival	9.91
4. Art Fowler	9.98
5. Francisco Rodriguez	9.99
6. Bryan Harvey	10.09
7. Tom Morgan	10.21
8. Andy Messersmith	10.26
9. Bob Patterson	10.48
10. Frank Tanana	10.49

FEWEST HR/9 IP ★

1. Mark Eichhorn	0.32
Mark Clear	0.32
3. Greg Minton	0.35
4. Dean Chance	0.44
5. Nolan Ryan	0.47
Lloyd Allen	0.49
Paul Hartzell	0.49
8. Fred Newman	0.56
9. Andy Messersmith	0.57
10. Joe Grahe	0.58

RELIEF WINS

1. SCOT SHIELDS	41
2. Dave LaRoche	34
3. Shigetoshi Hasegawa	30
4. Troy Percival	29
5. Luis Sanchez	28
6. Francisco Rodriguez	23
Brendan Donnelly	23
8. Mark Clear	22
9. Minnie Rojas	21
10. Eddie Fisher	19
Bob Lee	19
Donnie Moore	19
Ben Weber	19

RELIEF LOSSES

1. Troy Percival	38
2. SCOT SHIELDS	32
3. Dave LaRoche	27
4. Shigetoshi Hasegawa	24
5. Bryan Harvey	20
Luis Sanchez	20
7. Al Levine	19
8. Francisco Rodriguez	17
Eddie Fisher	17
Mike Holtz	17
Donnie Moore	17

SAVES-BLOWN SAVES PCT.

1. Troy Percival	316-50	86.3
2. F. Rodriguez	208-33	86.3
3. Lee Smith	37-6	86.0
4. Bryan Harvey	126-28	81.8
5. Ken Tatum	39-9	81.3
6. Joe Grahe	45-11	80.4
7. Dave LaRoche	65-22	74.7
8. Donnie Moore	61-21	74.4
Bob Lee	58-20	74.4
10. Minnie Rojas	43-16	72.9



SINGLE SEASON PITCHING

2009 ANGELS INFORMATION GUIDE

ERA

(based on min. of 162 IP)

1.	Dean Chance	1.65	1964★
2.	Nolan Ryan	2.28	1972
3.	Chuck Finley	2.40	1990
4.	Frank Tanana	2.43	1976
5.	Andy Messersmith	2.52	1969
6.	Frank Tanana	2.54	1977★
7.	George Brunet	2.56	1965
8.	Chuck Finley	2.57	1989
9.	Rickey Clark	2.59	1967
10.	Andy Hassler	2.61	1974

WINS

1.	Nolan Ryan	22	1974
	Clyde Wright	22	1970
3.	Bartolo Colon	21	2005★
	Nolan Ryan	21	1973
5.	Bill Singer	20	1973
	Andy Messersmith	20	1971
	Dean Chance	20	1964★
8.	JOHN LACKEY	19	2007
	Mark Langston	19	1991
	Nolan Ryan	19	1977
	Frank Tanana	19	1976
	Nolan Ryan	19	1972

LOSSES

1.	Kirk Caskskill	19	1991★
	Frank Tanana	19	1974
	Clyde Wright	19	1973
	George Brunet	19	1967★
5.	Jim Abbott	18	1996★
	Nolan Ryan	18	1976
	Dean Chance	18	1963
8.	Mark Langston	17	1990
	Rudy May	17	1973
	Tom Murphy	17	1971
	Clyde Wright	17	1971
	George Brunet	17	1968★
	Dean Chance	17	1966

GAMES

1.	SCOT SHIELDS	78	2005
2.	F. Rodriguez	76	2008
3.	SCOT SHIELDS	74	2006
4.	Minnie Rojas	72	1967
5.	SCOT SHIELDS	71	2007
6.	Mark Eichhorn	70	1991
7.	F. Rodriguez	69	2006
	F. Rodriguez	69	2004
	Mike James	69	1996
	Bill Kelso	69	1967
	Bob Lee	69	1965

STARTS

1.	Nolan Ryan	41	1974
2.	Bill Singer	40	1973
3.	Nolan Ryan	39	1976
	Nolan Ryan	39	1973
	Nolan Ryan	39	1972
	Clyde Wright	39	1970
7.	Andy Messersmith	38	1971
	Tom Murphy	38	1970
9.	Nolan Ryan	37	1977
	Clyde Wright	37	1971
	George Brunet	37	1967
	Dean Chance	37	1966

COMPLETE GAMES

1.	Nolan Ryan	26	1974
	Nolan Ryan	26	1973
3.	Frank Tanana	23	1976
4.	Nolan Ryan	22	1977★
5.	Nolan Ryan	21	1976
6.	Frank Tanana	20	1977
	Nolan Ryan	20	1972
8.	Bill Singer	19	1973
9.	Nolan Ryan	17	1979
10.	Ed Figueroa	16	1975
	Frank Tanana	16	1975

SHUTOUTS

1.	Dean Chance	11	1964★
2.	Nolan Ryan	9	1972★
3.	Frank Tanana	7	1977★
	Nolan Ryan	7	1976★
5.	Jim McGlothlin	6	1967
6.	Six players tied at	5	

SAVES

1.	F. Rodriguez	62	2008★
2.	F. Rodriguez	47	2006★
3.	Bryan Harvey	46	1991★
4.	F. Rodriguez	45	2005★
5.	Troy Percival	42	1998
6.	F. Rodriguez	40	2007
	Troy Percival	40	2002
	Troy Percival	39	2001
9.	Lee Smith	37	1995
10.	Troy Percival	36	1996

INNINGS PITCHED

1.	Nolan Ryan	332.2	1974★
2.	Nolan Ryan	326	1973
3.	Bill Singer	315.2	1973
4.	Nolan Ryan	299	1977
5.	Frank Tanana	288.1	1976
6.	Nolan Ryan	284.1	1976
7.	Nolan Ryan	284	1972★
8.	Dean Chance	278.1	1964★
9.	Andy Messersmith	276.2	1971
	Clyde Wright	276.2	1971

HOME RUNS

1.	Ramon Ortiz	40	2002★
	Shawn Boskie	40	1996★
3.	Bartolo Colon	38	2004
	Don Sutton	38	1987
5.	Allen Watson	37	1997★
6.	Jarrod Washburn	34	2003★
	Mike Witt	34	1987
8.	Willie Fraser	33	1988
9.	Jason Dickson	32	1997
	Dennis Springer	32	1997
	Tom Murphy	32	1970

BASE ON BALLS

1.	Nolan Ryan	204	1977★
2.	Nolan Ryan	202	1974★
3.	Nolan Ryan	183	1976★
4.	Nolan Ryan	162	1973★
5.	Nolan Ryan	157	1972★
6.	Nolan Ryan	148	1978★
7.	Nolan Ryan	132	1975
8.	Bill Singer	130	1973
9.	Bo Belinsky	122	1962★
10.	Andy Messersmith	121	1971

STRIKEOUTS

1.	Nolan Ryan	383	1973★
2.	Nolan Ryan	367	1974★
3.	Nolan Ryan	341	1977★
4.	Nolan Ryan	329	1972★
5.	Nolan Ryan	327	1976★
6.	Frank Tanana	269	1975★
7.	Frank Tanana	261	1976
8.	Nolan Ryan	260	1978★
9.	Bill Singer	241	1973
10.	Nolan Ryan	223	1979★

MOST SO/9 IP

(min. of 162 IP)

1.	Nolan Ryan	10.57	1973★
2.	Nolan Ryan	10.43	1972★
3.	Nolan Ryan	10.35	1976★
4.	Nolan Ryan	10.26	1977★
5.	Nolan Ryan	9.97	1978★
6.	Nolan Ryan	9.93	1974★
7.	Frank Tanana	9.41	1975★
8.	Nolan Ryan	9.01	1979★
9.	ERVIN SANTANA	8.79	2008
10.	Chuck Finley	8.65	1995

FEWEST HITS/9 IP

(min. of 162 IP)

1.	Nolan Ryan	5.26	1972★
2.	Nolan Ryan	5.96	1977★
3.	Nolan Ryan	5.98	1974★
4.	Andy Messersmith	6.08	1969★
5.	Nolan Ryan	6.11	1976★
6.	Dean Chance	6.27	1964
7.	Nolan Ryan	6.57	1973
8.	Frank Tanana	6.62	1976
9.	Andy Messersmith	6.63	1972
10.	Andy Messersmith	6.66	1997

FEWEST BB/9 IP

(min. of 162 IP)

1.	Paul Byrd	1.23	2005
2.	Ken Forsch	1.59	1981★
3.	Bert Blyleven	1.64	1989
4.	Bartolo Colon	1.74	2005
5.	Paul Hartzell	1.81	1977
6.	Fred Newman	1.85	1964
7.	Tommy John	1.88	1983
8.	ERVIN SANTANA	1.93	2008
	Don Sutton	1.93	1987
	Mike Witt	1.96	1989

FEWEST BASERUNNERS/9 IP

(min. of 162 IP)

1.	Frank Tanana	8.90	1976★
2.	Dean Chance	9.05	1964
3.	George Brunet	9.50	1968
4.	Andy Messersmith	9.68	1969
5.	Mike Witt	9.74	1986
6.	Frank Tanana	9.77	1977
7.	Frank Tanana	9.93	1975
8.	George Brunet	9.96	1965
9.	Fred Newman	9.98	1965
10.	Clyde Wright	9.99	1971

FEWEST HR/9 IP

(min. of 162 IP)

1.	Dean Chance	0.23	1964★
2.	Andy Messersmith	0.27	1972
3.	Paul Hartzell	0.33	1976
4.	Nolan Ryan	0.36	1977★
	Dean Chance	0.36	1963
6.	Mike Witt	0.40	1982★
7.	George Brunet	0.41	1965
	Nolan Ryan	0.41	1976
	Ken Forsch	0.41	1981★
10.	Fred Newman	0.43	1964

RELIEF WINS

1.	Minnie Rojas	12	1967
	Jack Sanford	12	1966
	Mark Clear	11	1980
	Mark Clear	11	1979
5.	JOSE ARREDONDO	10	2008
	SCOT SHIELDS	10	2005
	Shigetoshi Hasegawa	10	2000
	Dave LaRoche	10	1978
	Mark Petkovsek	10	1999
	Luis Sanchez	10	1983
10.	Brendan Donnelly	9	2005
	Stewart Criburn	9	1985
	Luis Sanchez	9	1984
	Eddie Fisher	9	1971
	Bob Lee	9	1965

RELIEF LOSSES

1.	SCOT SHIELDS	11	2005
	Mark Clear	11	1980
3.	Al Levine	10	2001
	Dave LaRoche	10	1979
5.	Dave LaRoche	9	1978
	Minnie Rojas	9	1967
7.	JUSTIN SPEIER	8	2008
	Donnie Moore	8	1985
	Dick Drago	8	1976
	Ryne Duran	8	1962

RELIEF APPEARANCES

1.	SCOT SHIELDS	78	2005
	F. Rodriguez	76	2008
3.	SCOT SHIELDS	74	2006
	Minnie Rojas	72	1967
5.	SCOT SHIELDS	71	2007
	Mark Eichhorn	70	1991
	F. Rodriguez	69	2006
	F. Rodriguez	69	2004
	Mike James	69	1996
	Bob Lee	69	1965
10.	Bill Kelso	68	1967

SAVES-BLOWN SAVES PCT.

1.	Troy Percival	39-3	92.9	2001
2.	Troy Percival	36-3	92.3	1996
3.	F. Rodriguez	47-4	92.2	2006
4.	Troy Percival	40-4	90.9	2002
5.	Lee Smith	37-4	90.2	1995
6.	F. Rodriguez	45-5	90.0	2005
7.	F. Rodriguez	62-7	89.9	2008
8.	Troy Percival	33-4	89.2	2003
9.	Brian Harvey	46-6	88.5	1991
10.	Troy Percival	42-6	87.5	1998

ALL CAPS/BOLD — Active
★led or tied for league lead
Italics - min. of 110 IP for strike-shortened season



ROOKIE SEASON PITCHING

2009 ANGELS INFORMATION GUIDE

WINS

1. Frank Tanana	14	1974
Marcelino Lopez	14	1965
Dean Chance	14	1962
4. Jason Dickson	13	1997
5. ERVIN SANTANA	12	2005
Jim Abbott	12	1989
Kirk McCaskill	12	1985
Ron Romanick	12	1984
Ricky Clark	12	1967
Ken McBride	12	1961

GAMES

1. Bill Kelso	69	1967
2. Bob Lee	64	1964
3. Troy Percival	62	1995
4. Pep Harris	61	1997
5. Francisco Rodriguez	59	2003

STARTS

1. Ken McBride	36	1961
2. Frank Tanana	35	1974
3. Ron Romanick	33	1984
4. Jason Dickson	32	1997
Marcelino Lopez	32	1965

RELIEF APPEARANCES

1. Bill Kelso	68	1967
2. Troy Percival	62	1995
3. Pep Harris	61	1997
4. Francisco Rodriguez	59	2003
Bob Lee	59	1964

COMPLETE GAMES

1. Frank Tanana	12	1974
2. Ken McBride	11	1961
3. Ron Romanick	8	1984
Marcelino Lopez	8	1965
5. Mike Witt	7	1981
Paul Hartzell	7	1976

SHUTOUTS

1. Frank Tanana	4	1974
2. Bo Belinsky	3	1962
3. Julio Valera	2	1992
Jim Abbott	2	1989
Ron Romanick	2	1984
Paul Hartzell	2	1976
Dean Chance	2	1962

SAVES

1. Ken Tatum	22	1969
2. DeWayne Buice	17	1987
Bob Lee	17	1964
4. Lloyd Allen	15	1971
5. Mark Clear	14	1979

INNINGS PITCHED

1. Frank Tanana	268.2	1974
2. Ken McBride	242	1961
3. Ron Romanick	229.2	1984
4. Marcelino Lopez	215.1	1965
5. Dean Chance	207	1962

BASE ON BALLS

1. Bo Belinsky	122	1962
2. Ken McBride	102	1961
3. Ron Moeller	83	1961
4. Marcelino Lopez	82	1965
5. Rudy May	78	1965

STRIKEOUTS

1. Frank Tanana	180	1974
Ken McBride	180	1961
3. Bo Belinsky	145	1962
4. Dean Chance	127	1962
5. Marcelino Lopez	122	1965

STRIKEOUT AVG. - PER 9 IP

(minimum 50 innings pitched)

1. Troy Percival	11.4	1995
2. Francisco Rodriguez	9.9	2003
3. Kevin Gregg	8.6	2004
DeWayne Buice	8.6	1987
5. Andy Messersmith	8.2	1968


BEST WIN-SAVE TOTAL

1. Ken Tatum	29 (7/22)	1969
2. Mark Clear	25 (11/14)	1979
3. DeWayne Buice	23 (6/17)	1987
Bob Lee	23 (6/17)	1964
5. Dean Chance	21 (14/7)	1962

ROOKIE ALL-STAR SELECTIONS

RHP Jason Dickson	1997
RHP Mark Clear	1979
RHP Ken McBride	1961

AllCaps/Bold — Active



Dean Chance

CLUB HISTORY



YEARLY LEADERS PITCHING

2009 ANGELS INFORMATION GUIDE

Led or tied for league lead. Bold face indicates club record

Year	Wins	Losses	ERA (Starter)	ERA (Reliever)	Shutouts	Saves
1961	McBride (12)	McBride (15)	Bowsfield (3.78)	Morgan (2.35)	Four with 1	Fowler Morgan (8)
1962	Chance (14)	Belinsky D. Lee (11)	Chance (2.96)	Fowler (2.81)	McBride (4)	Duren (9)
1963	Chance McBride (13)	Chance (18)	Chance (3.19)	Fowler (2.43)	Four with 2	Fowler Navarro (8)
1964	Chance# (20)	McBride (13)	Chance# (1.65)	B. Lee (1.51)	Chance# (11)	B. Lee (17)
1965	Chance (15)	Newman (16)	Brunet (2.56)	B. Lee (1.92)	Chance (4)	B. Lee (21)
1966	Brunet Sanford (13)	Chance (17)	Chance (3.08)	B. Lee (2.74)	Brunet Chance Lopez (2)	B. Lee (12)
1967	Clark McClothlin Rojas (12)	Brunet# (19)	Clark (2.59)	Rojas (2.51)	McClothlin (6)	Rojas (22)
1968	Brunet (13)	Brunet# (17)	Brunet (2.86)	Messersmith (2.21)	Brunet (5)	Rojas (5)
1969	Messersmith (16)	McClothlin Murphy (15)	Messersmith (2.52)	Tatum (1.36)	Brunet Messersmith (2)	Tatum (22)
1970	Wright (22)	May Murphy (13)	Wright (2.83)	Garrett (2.65)	May Murphy (2)	Tatum (17)
1971	Messersmith (20)	Murphy Wright (17)	Messersmith (2.99)	Queen (1.78)	Messersmith (4)	Allen (15)
1972	Ryan (19)	Ryan (15)	Ryan (2.28)	Barber (2.08)	Ryan# (9)	Allen (5)
1973	Ryan (21)	Wright (19)	Ryan (2.87)	Barber (3.53)	May Ryan (4)	Sells (10)
1974	Ryan (22)	Tanana (19)	Hassler (2.61)	Sells (3.69)	Tanana (4)	Pena (3)
1975	Tanana Figueroa (16)	Singer (15)	Tanana (2.62)	Kirkwood (3.11)	Ryan Tanana (5)	Kirkwood (7)
1976	Tanana (19)	Ryan# (18)	Tanana (2.43)	Scott (3.23)	Ryan# (7)	Drago (6)
1977	Ryan (19)	Ryan (16)	Tanana (2.54)	Miller (3.02)	Tanana# (7)	LaRoche (13)
1978	Tanana (18)	Ryan (13)	(3.65)	Miller (2.66)	Tanana (4)	LaRoche (25)
1979	Frost Ryan (16)	Ryan (14)	Frost (3.57)	Clear (3.63)	Ryan (5)	Clear (14)
1980	Tanana Clear (11)	Aase (13)	Aase (4.06)	Hassler (2.49)	Aase Kison Martinez (1)	Hassler (10)
1981	Forsch (11)	Zahn (11)	Forsch (2.88)	Aase (2.34)	Forsch (4)	Aase (11)
1982	Zahn (18)	Forsch (11)	Witt (3.51)	Hassler (2.78)	Forsch Zahn (4)	Corbett (8)
1983	Forsch John Kison (11)	Witt (14)	Zahn (3.33)	Sanchez (3.66)	Zahn (3)	Sanchez (7)
1984	Witt (15)	John (13)	Zahn (3.12)	Corbett (2.12)	Zahn# (5)	Sanchez (11)
1985	Witt (15)	McCaskill (12)	Witt (3.56)	Moore (1.92)	Four with 2	Moore (31)
1986	Witt (18)	Sutton (11)	Witt (2.84)	Moore (2.97)	Witt (3)	Moore (21)
1987	Witt (16)	Witt (14)	Witt (4.01)	Minton (3.08)	Fraser McCaskill Reuss (1)	Buice (17)
1988	Witt (13)	Witt (16)	Witt (4.15)	Harvey (2.13)	McCaskill Witt (2)	Harvey (17)
1989	Blyleven (17)	Witt (15)	Finley (2.57)	McClure (1.55)	Blyleven# (5)	Harvey (25)
1990	Finley (18)	Langston (17)	Finley (2.40)	Fraser (3.08)	Finley (2)	Harvey (25)
1991	Langston (19)	McCaskill# (19)	J. Abbott (2.89)	Harvey (1.60)	Finley (2)	Harvey# (46)



YEARLY LEADERS PITCHING

2009 ANGELS INFORMATION GUIDE

Year	Wins	Losses	ERA (Starter)	ERA (Reliever)	Shutouts	Saves
1992	Langston (13)	Abbott (15)	Abbott (2.77)	Eichhorn (2.38)	Langston Valera (2)	Grahe (21)
1993	Finley Langston (16)	Finley (14)	Finley (3.15)	Butcher Grahe (2.86)	Finley (2)	Frey (13)
1994	Finley (10)	Finley Leftwich (10)	Finley (4.32)	B. Patterson (4.07)	Finley (2)	Grahe (13)
1995	Finley Langston (15)	Finley (12)	Finley (4.21)	Percival (1.95)	Abbott Finley Langston (3)	Smith (37)
1996	Finley (15)	Abbott# (18)	Finley (4.16)	Percival (2.31)	Finley Grimsley Springer (1)	Percival (36)
1997	Dickson Finley (13)	Watson (12)	Finley (4.23)	Holtz (3.32)	Dickson Finley Springer (1)	Percival (27)
1998	Finley (11)	Dickson (10)	Finley (3.39)	Hasegawa (3.14)	Finley (1)	Percival (42)
1999	Finley (12)	Finley Hill Sparks (11)	Finley (4.43)	Petkovsek (3.47)	None	Percival (31)
2000	Hasegawa (10)	Schoeneweis (10)	Schoeneweis (5.45)	Hasegawa (3.57)	Cooper Schoeneweis (1)	Percival (32)
2001	Ortiz (13)	Valdes (13)	Washburn (3.77)	Levine (2.38)	None	Percival (39)
2002	Washburn (18)	Appier (12)	Washburn (3.15)	Percival (1.92)	Ortiz Sele (1)	Percival (40)
2003	Ortiz (16)	Lackey (16)	Washburn (4.43)	Donnelly (1.58)	Lackey (2)	Percival (33)
2004	Colon (18)	Lackey (13)	Escobar (3.93)	Rodriguez (1.82)	Lackey Washburn (1)	Percival (33)
2005	Colon# (21)	Byrd Shields (11)	Washburn (3.20)	Rodriguez (2.67)	Byrd Santana Washburn (1)	Rodriguez# (45)
2006	Santana (16)	Escobar (14)	Lackey (3.56)	Rodriguez (1.73)	Lackey# (2)	Rodriguez# (47)
2007	Lackey (19)	Santana (14)	Lackey# (3.01)	Rodriguez (2.81)	Lackey# (2)	Rodriguez (40)
2008	Saunders (17)	Weaver (10)	Saunders (3.41)	Arredondo (1.62)	Santana (1)	Rodriguez# (62)
Year	Games	Starts	Complete	Innings	Strikeouts	Walks
1961	Morgan (59)	McBride (36)	McBride (11)	McBride (242)	McBride (180)	Grba (115)
1962	Spring (57)	Belinsky D. Lee (31)	Chance McBride (6)	Chance (207)	Belinsky (145)	Belinsky# (122)
1963	Fowler Navarro (57)	McBride (36)	McBride (11)	McBride (251)	Chance (168)	Chance (90)
1964	B. Lee (64)	Chance (35)	Chance# (15)	Chance# (278.1)	Chance (207)	Chance (86)
1965	B. Lee (69)	Newman (36)	Chance Newman (10)	Newman (260.2)	Chance (164)	Chance (101)
1966	B. Lee (61)	Chance (37)	Chance (11)	Chance (259.2)	Chance (180)	Chance# (114)
1967	Rojas (72)	Brunet (37)	McGlothlin (9)	Brunet (250)	Brunet (165)	Brunet (90)
1968	Burgmeier (56)	Brunet (36)	Brunet McGlothlin (8)	Brunet (245.1)	McGlothlin (135)	Brunet (68)
1969	Fisher (52)	McGlothlin Murphy (35)	Messersmith (10)	Messersmith (250)	Messersmith (211)	Messersmith (100)
1970	Fisher (67)	Wright (39)	Wright (7)	Wright (260.2)	May (164)	Wright (88)
1971	Fisher (43)	Messersmith (38)	Messersmith (14)	Messersmith Wright (276.2)	Messersmith (179)	Messersmith (121)
1972	Fisher (43)	Ryan (39)	Ryan (20)	Ryan (284)	Ryan# (329)	Ryan# (157)
1973	Sells (51)	Singer (40)	Ryan (26)	Ryan (326)	Ryan# (383)	Ryan# (162)
1974	Ryan (42)	Ryan (41)	Ryan (26)	Ryan# (332.2)	Ryan# (367)	Ryan# (202)
1975	Scott (50)	Tanana (33)	Tanana Figueroa (16)	Tanana (257.1)	Tanana# (269)	Ryan (132)

ANGELS HISTORY



YEARLY LEADERS PITCHING

2009 ANGELS INFORMATION GUIDE

Year	Games	Starts	Complete Games	Innings	Strikeouts	Walks
1977	LaRoche (46)	Ryan (37)	Ryan# (22)	Ryan (299)	Ryan# (341)	Ryan# (204)
1978	LaRoche (59)	Tanana (33)	Ryan (14)	Tanana (239.1)	Ryan# (260)	Ryan# (148)
1979	LaRoche (53)	Ryan (34)	Ryan (17)	Frost (239)	Ryan# (223)	Ryan (114)
1980	Clear (58)	Tanana (31)	Tanana (7)	Tanana (204)	Tanana (113)	Aase (66)
1981	Hassler (42)	Zahn (25)	Forsch (10)	Zahn (161.1)	Witt (75)	Witt (47)
1982	Hassler (54)	Forsch (35)	Forsch Zahn (12)	Zahn (229.1)	Kison (86)	Zahn (65)
1983	Sanchez (56)	John (34)	Forsch Zahn (11)	John (234.2)	Kison (83)	Witt (75)
1984	Sanchez (49)	Witt (34)	Witt Zahn (9)	Witt (246.2)	Witt (196)	Witt (84)
1985	Moore (65)	Witt (35)	McCaskill Romanick Witt (6)	Witt (250)	Witt (180)	Witt (98)
1986	Moore (49)	Witt Sutton (34)	Witt (14)	Witt (269)	Witt (208)	McCaskill (92)
1987	Buice (57)	Witt (36)	Witt (10)	Witt (247)	Witt (192)	Witt (84)
1988	Harvey (50)	Witt (34)	Witt (12)	Witt (249.2)	Witt (133)	Witt (87)
1989	Minton (62)	Blyleven Witt (33)	Finley (9)	Blyleven (241)	Finley (156)	Finley (82)
1990	Eichhorn (60)	Abbott Langston (33)	Finley (7)	Finley (236)	Langston (195)	Langston (104)
1991	Eichhorn (70)	J. Abbott Finley Langston (34)	Langston (7)	Langston (246.1)	Langston (183)	Finley (101)
1992	Crim (57)	Langston (32)	Langston (9)	Langston (229)	Langston (174)	Finley (98)
1993	Frey (55)	Finley Langston (35)	Finley# (13)	Langston (256.1)	Langston (196)	Langston (85)
1994	B. Patterson (47)	Finley (25)	Finley (7)	Finley# (183.1)	Finley (148)	Finley (71)
1995	Patterson Percival (62)	Finley (32)	Finley Langston (2)	Finley (203)	Finley (195)	Finley (93)
1996	James (69)	Finley (35)	Finley (4)	Finley (238)	Finley (215)	Finley (94)
1997	Holtz (66)	Watson (34)	Finley Springer (3)	Dickson (203.2)	Finley (155)	Springer Watson (73)
1998	Percival (67)	Finley (34)	Finley Watson Olivares (1)	Finley (223.1)	Finley (212)	Finley (109)
1999	Hasegawa Petkovsek (64)	Finley (33)	Olivares (3)	Finley (213.1)	Finley (200)	Finley (94)
2000	Hasegawa (66)	Schoeneweis (27)	Ortiz (2)	Schoeneweis (170)	Schoeneweis (78)	Schoeneweis (67)
2001	Levine (64)	Ortiz Schoeneweis (32)	Ortiz (2)	Ortiz (208.2)	Ortiz (135)	Schoeneweis (77)
2002	Weber (63)	Appier Ortiz Washburn (32)	Ortiz (4)	Ortiz (217.1)	Ortiz (162)	Ortiz (68)
2003	Donnelly (63)	Lackey (33)	Lackey Washburn (2)	Washburn (207.1)	Lackey (151)	Lackey (66)
2004	Rodriguez (69)	Colon (34)	Lackey Washburn (1)	Colon Escobar (208.1)	Escobar (191)	Escobar (76)
2005	Shields (78)	Colon Lackey (33)	Byrd Colon (2)	Colon (222.2)	Lackey (199)	Lackey (71)
2006	Shields (74)	Lackey Santana (33)	Lackey (3)	Lackey (217.2)	Lackey (190)	Lackey (72)
2007	Shields (71)	Lackey (33)	Escobar (3)	Lackey (224)	Lackey (179)	Lackey (66)
2008	Rodriguez (76)	Garland Santana (32)	Lackey (3)	Santana (219)	Santana (214)	Garland (59)

Led or tied for League lead


Bold face indicates club record

CLUB PITCHING (YEAR-BY-YEAR)

2009 ANGELS INFORMATION GUIDE

	ERA	CG	SHO	SV	IP	H	R	ER	HR	HB	BB	SO	WP
1961	4.31	25	5	28	1438	1391	784	689	180	34	713	973	53
1962	3.70	23	15	46	1466	1412	706	602	118	49	616	858	39
1963	3.52	30	13	21	1455.1	1317	660	570	120	52	578	889	48
1964	2.91	30	28	41	1450.2	1273	551	469	100	50	530	965	42
1965	3.17	39	14	33	1441.2	1259	569	508	91	27	563	847	52
1966	3.56	31	12	40	1457.1	1364	643	577	136	38	511	836	49
1967	3.19	19	14	44	1430.1	1246	587	507	118	40	525	892	61
1968	3.43	29	11	31	1437	1234	615	548	131	33	519	869	68
1969	3.54	25	9	39	1438.1	1294	652	566	126	51	517	885	64
1970	3.48	21	10	49	1462.1	1280	630	566	154	43	559	922	52
1971	3.10	39	11	32	1481	1246	576	510	101	36	607	904	60
1972	3.06	57	18	16	1377.2	1109	533	469	90	28	620	1000	49
1973	3.57	72★	13	19	1456.1	1351	657	577	104	41	614	1010★	56
1974	3.52	64	13	12	1439	1339	657	563	101	47	649	986★	50
1975	3.89	59	19	16	1453.1	1366	723	628	123	39	643	975★	62
1976	3.36	64	15	17	1477.1	1323	631	551	95	38	553	992★	27
1977	3.76	53	13	26	1437.2	1383	695	600	136	47	572	965★	56
1978	3.65	44	13	33	1455.2	1382	666	590	125	32	599	892★	36
1979	4.34	46	9	33	1436	1463	768	692	131	33	573	820★	53
1980	4.52	22	6	30	1428.1	1548	797	717	141	39	529	725	32
1981	3.71	27	8	19	971.1	958	453	400	81	21	323	426	18
1982	3.82	40	10	27	1464	1436	670	621	124	42	482	728	36
1983	4.32	39	7	23	1474★	1636	779	708	130	30	496	668	51
1984	3.96	36	12	26	1458	1526	697	641	143	27	474	754	44
1985	3.91	22	8	41	1457.1	1453	703	633	171	27	514	767	45
1986	3.85	29	12	40	1455.2	1356	684	622	153	27	478	955	44
1987	4.38	20	7	36	1457.1	1481	803	709	212	32	504	941	54
1988	4.32	26	9	33	1455.2	1530	771	698	135	42	568	817	68
1989	3.28	32★	20	38	1454.1	1384	578	530	113	29	465	896	51
1990	3.79	21	13	42	1454	1482	706	613	106	38	544	944	50
1991	3.69	18	10	50	1441.2	1351	749	591	141	38	543	990	49
1992	3.84	26★	13	42	1446	1449	671	617	130	39	532	888	42
1993	4.34	26★	6	41	1430.1	1482	770	690	153	51	550	843	55
1994	5.42	11	4	21	1027	1149	660	618	150	45★	436	682	48
1995	4.52	8	9	42	1284.1	1310	697	645	163	43	486	901	42
1996	5.30	12	8	38	1439	1546	943	847	219	84★	662	1052	80
1997	4.52	9	5	39	1454.2	1506	794	730	202★	54	605	1050	57
1998	4.49	3	5	52	1444	1481	783	720	164	47	630	1091	70
1999	4.79	4	7	37	1431.1	1472	826	762	177	56	624	877	65★
2000	5.00	5	3	46★	1448	1534	869	805	228	36	662	846	47
2001	4.20	6	1	43	1437.2	1452	730	671	168	64	525	947	46
2002	3.69	7	14	54★	1452.1★	1345	644	595	169	49	509	999	52
2003	4.28	5	9	39	1431.1	1444	743	680	190	76	486	980	53
2004	4.28	2	11	50	1454.1	1476	734	692	170	44	502	1164★	61
2005	3.68	7	11	54★	1464.1	1419	643	598	158	48	443	1126★	70
2006	4.04	5	12	50	1452.2★	1410★	732	652	158	50	471	1164★	85★
2007	4.23	5	9	43	1435	1480	731	674	151	51	477	1156	69
2008	3.99	7	10	66★	1451.1	1455	697	644	159	63	457	1106	50

★ Led or tied for league lead



Mark Langston, Jim Abbott and Chuck Finley



CLUB HISTORY



LOW HIT GAMES BY ANGELS

2009 ANGELS INFORMATION GUIDE

NO-HITTERS (7)

1. Bo Belinsky, vs. Baltimore, May 5, 1962 (2-0)
2. Clyde Wright, vs. Oakland, July 3, 1970 (4-0)
3. Nolan Ryan, at Kansas City, May 15, 1973 (3-0)
4. Nolan Ryan, at Detroit, July 15, 1973 (6-0)
5. Nolan Ryan, vs. Minnesota, Sept. 28, 1974 (4-0)
6. Nolan Ryan, vs. Baltimore, June 1, 1975 (1-0)
7. Mike Witt, at Texas, Sept. 30, 1984 (1-0, perfect game)

COMBINED NO-HITTERS (2*)

1. Mark Langston-Mike Witt, vs. Seattle, April 11, 1990 (1-0)
 2. Jered Weaver-Jose Arredondo, @ LAD, June 28, 2008 (0-1)
- * 8-inning unofficial no-hitter.

ONE-HITTERS (16)

1. Dean Chance, at Minnesota, Sept. 10, 1962 (5-0)
2. Bob Turley, at Chicago, June 12, 1963 (5-0)
3. Nolan Ryan, vs. Boston, July 9, 1972 (3-0)
4. Nolan Ryan, vs. New York, Aug. 29, 1973 (5-0)
5. Nolan Ryan, vs. Texas, June 27, 1974 (5-0)
6. Andy Hassler, vs. Chicago, Sept. 8, 1974 (0-1)
7. Nolan Ryan, vs. Seattle, April 15, 1977 (7-0)
8. Nolan Ryan, vs. Cleveland, May 5, 1978 (5-0)
9. Chris Knapp, at Toronto, Sept. 3, 1978 (3-1)
10. Nolan Ryan, vs. New York, July 13, 1979 (6-1)
11. Bruce Kison, at Minnesota, April 23, 1980 (17-0)
12. Kirk McCaskill, at Texas, June 25, 1986 (7-1)
13. Willie Fraser, vs. Seattle, Aug. 10, 1988 (2-1)
14. Kirk McCaskill, vs. Toronto, April 28, 1989 (9-0)
15. Chuck Finley, at Boston, May 26, 1989 (5-0)
16. John Lackey, at Oakland, July 7, 2006 (3-0)



Ellie Rodriguez and Nolan Ryan

COMBINED ONE-HITTERS (5)

1. Ken McBride-Julio Navarro, at Washington, April 13, 1964 (4-0, Opening Day)
2. Rick Clark-Clyde Wright, vs. Baltimore, Aug. 20, 1968 (7-2)
3. Bill Harrelson-Andy Messersmith, at New York, Aug. 27, 1968 (2-0)
4. Frank Tanana-Don Kirkwood, vs. Oakland, April 26, 1975 (1-0)
5. Bartolo Colon-Francisco Rodriguez-Troy Percival, vs. Texas, July 27, 2004 (2-0)

LOW HIT GAMES VS. ANGELS

NO-HITTERS (6)

1. Earl Wilson, at Boston, June 26, 1962 (2-0)
2. Dennis Eckersley, at Cleveland, May 30, 1977 (1-0)
3. Bert Blyleven, Texas, at Anaheim, Sept. 22, 1977 (6-0)
4. Joe Cowley, Chicago, at Anaheim, Sept. 19, 1986 (7-1)
5. Kenny Rogers, at Texas, July 28, 1994 (4-0, perfect game)
6. Eric Milton, at Minnesota, Sept. 11, 1999 (7-0)

COMBINED NO-HITTERS (1)

1. Vida Blue-Glenn Abbott-Paul Lindblad-Rollie Fingers, at Oakland, Sept. 28, 1975 (5-0)

ONE-HITTERS (17)

1. Wally Bunker, Kansas City, at Anaheim, Sept. 11, 1969 (3-0)
2. Sonny Siebert, Boston, at Anaheim, July 31, 1970 (2-0)
3. Rich Hand, at Cleveland, Aug. 28, 1970 (5-1)
4. Bill Gogolewski, Texas, at Anaheim, Sept. 12, 1972 (3-0)
5. Jim Kaat, Minnesota, at Anaheim, July 1, 1973 (2-1)
6. Mike Cuellar, Baltimore, at Anaheim, May 31, 1975 (1-0)
7. Rick Langford, Oakland, at Anaheim, July 5, 1979 (3-0)
8. Ross Baumgarten, at Chicago, July 2, 1980 (1-0)
9. Britt Burns, at Chicago, Sept. 9, 1983 (11-0)
10. Dennis Martinez, at Baltimore, June 5, 1985 (4-0)

(more)

11. Charlie Hough, Texas, at Anaheim, June 16, 1986 (1-2)
12. Walt Terrell, at Detroit, Aug. 20, 1986 (3-0)
13. Scott Sanderson, New York, at Anaheim, July 11, 1991 (2-0)
14. Dennis Rasmussen, Kansas City, at Anaheim, Sept. 29, 1992 (2-0)
15. Jimmy Key, New York, at Anaheim, April 27, 1993 (5-0)
16. David Cone, Kansas City, at Anaheim, May 22, 1994 (4-0)
17. Steve Trachsel, New York Mets, at Anaheim, June 15, 2003 (8-0)
18. James Shields, at Tampa Bay, May 9, 2008 (2-0)

COMBINED ONE-HITTERS (8)

1. Whitey Ford-Jim Coates-Buddy Daley-Bob Turley, at New York, May 22, 1962 (2-1, 12 inn.)
2. Mike Paul-Gary Kroll-Jack Hamilton-Stan Williams, at Cleveland, June 8, 1969 (3-2)
3. Marty Pattin-Steve Mingo, at Kansas City, June 26, 1976 (3-0)
4. Gary Beare-Sam Hinds-Bill Castro, at Milwaukee, June 18, 1977 (4-2)
5. Ross Baumgarten-Randy Scarbery, at Chicago, May 25, 1979 (6-1)
6. Joe Niekro-Al Holland, New York, at Anaheim, June 4, 1986 (11-0)
7. John Burkett-Jeff Zimmerman-John Wetteland, vs. Texas, June 29, 1999 (5-0)
8. Freddy Garcia-Neal Cotts, vs. Chicago (AL), Sept. 13, 2006 (9-0)

CLUB FIELDING (YEAR-BY-YEAR)

2009 ANGELS INFORMATION GUIDE

	PCT.	PO	A	E	TC	DP	TP	PB
1961	.969	4314	1756	192	6262	154	0	24
1962	.972	4393	1791	175	6364	153	0	16
1963	.974	4366	1837	163	6366	155	0	18
1964	.978	4352	1851	138	6341	168	0	8
1965	.981	4325	1874	123	6322	149	0	20
1966	.979	4372	1861	136	6369	186	0	16
1967	.982★	4291	1711	111	6113	135	0	13
1968	.977	4311	1712	140	6163	156	0	18
1969	.978	4315	1760	136	6211	164	0	30
1970	.980	4387	1775	127	6289	169	1	27
1971	.980	4443	1891	131	6465	159	0	25
1972	.981	4133	1607	114	5854	135	1	21
1973	.975	4369	1689	156	6214	153	0	16
1974	.976	4317	1721	147	6185	150	0	23
1975	.971	4360	1705	184	6249	164	0	12
1976	.977	4432	1840	150	6422	139	0	15
1977	.978	4313	1693	147	6153	137	2★	5
1978	.978	4367	1624	136	6127	136	0	5
1979	.978	4308	1602	135	6045	172	0	12
1980	.978	4285	1576	134	5995	144	0	10
1981	.977	2914	1286	101	4301	120	0	6
1982	.983	4392	1984★	108	6484★	171	0	4
1983	.977	4422★	2077★	154	6653★	190★	0	6
1984	.980	4374	1803	128	6305	170	0	4
1985	.982★	4372	1841	112	6325	202★	0	8
1986	.983	4368	1718	107	6193	156	0	12
1987	.981	4372	1640	117	6129	162	0	11
1988	.979	4367	1825	135	6327	175	0	9
1989	.985	4363	1887★	96	6346	173	0	14
1990	.978	4362	1871★	142	6375★	186★	0	15
1991	.984	4325	1858★	102	6285	156	0	23
1992	.979	4338	1810	134	6282	172	0	5
1993	.980	4291	1694	120	6105	161	0	10
1994	.983	3081	1196	76	4353	110	0	11
1995	.982	3853	1416	95	5364	120	0	13
1996	.979	4317	1702	128	6147	156	1★	19
1997	.980	4364	1592	123	6079	140	1★	19
1998	.983	4332	1646	106	6084	146	0	28
1999	.983	4294	1723	106	6123	156	0	20
2000	.978	4344	1746	134	6224	182	0	6
2001	.983	4313	1690	103	6106	142	0	16
2002	.986	4357★	1575	87	6019	151	0	7
2003	.982	4294	1517	105	5916	138	0	11
2004	.985	4363	1511	90	5964	126	0	11
2005	.986★	4393	1670	94	6191	154	0	6
2006	.979	4358★	1545	124	6027	154	0	8
2007	.983	4305	1550	101	5956	154	0	8
2008	.985	4354	1646	91	6091	159	0	10

★ Led League

GAMES PLAYED BY POSITION

CATCHER

1. Bob Boone	961
2. Bob Rodgers	895
3. Bengie Molina	685
4. Jorge Fabregas	401
5. Lance Parrish	386
6. Brian Downing	309
7. Jose Molina	377
8. Terry Humphrey	255
9. MIKE NAPOLI	244
10. Tom Egan	231

SHORTSTOP

1. Jim Fregosi	1,367
2. Dick Schofield	1,073
3. Gary DiSarcina	1,069
4. David Eckstein	527
5. Orlando Cabrera	446
6. Dave Chalk	324
7. Joe Koppe	263
8. Tim Foli	213
9. Rick Burleson	188
10. Leo Cardenas	150

LEFT FIELD

1. G. Anderson	1,236
2. Brian Downing	722
3. Rick Reichardt	516
4. Luis Polonia	456
5. Leon Wagner	342
6. Joe Rudi	330
7. Darin Erstad	260
8. Orlando Palmeiro	219
9. Alex Johnson	216
10. Willie Smith	213

FIRST BASE

1. Wally Joyner	879
2. Rod Carew	720
3. Darin Erstad	578
4. Jim Spencer	474
5. Scott Spiezio	391
6. J.T. Snow	333
7. Casey Kotchman	310
8. Lee Thomas	290
9. Joe Adcock	273
10. Don Mincher	255

DESIGNATED HITTER

1. Brian Downing	598
2. Chili Davis	587
3. Don Baylor	516
4. Reggie Jackson	374
5. Tim Salmon	358
6. Frank Robinson	250
7. G. Anderson	235
8. V. GUERRERO	147
9. Brad Fullmer	135
10. Dave Parker	119

CENTER FIELD

1. Gary Pettis	567
2. Jim Edmonds	566
3. Devon White	464
4. Darin Erstad	454
5. G. Anderson	404
6. Albie Pearson	388
7. Fred Lynn	377
8. Mickey Rivers	369
9. Jose Cardenal	339
10. Jay Johnstone	327

SECOND BASE

1. Bobby Grich	1,098
2. Adam Kennedy	969
3. Bobby Knoop	801
4. Sandy Alomar	703
5. Jerry Remy	432
6. Bill Moran	365
7. Johnny Ray	363
8. Rob Wilfong	323
9. Mark McLemore	235
10. HOWIE KENDRICK	206

OUTFIELD

1. G. Anderson	1,755
2. Tim Salmon	1,266
3. Brian Downing	722
4. Darin Erstad	708
5. Jim Edmonds	654
6. V. GUERRERO	596
7. Devon White	595
8. Albie Pearson	589
9. Gary Pettis	569
10. Leroy Stanton	555

RIGHT FIELD

1. Tim Salmon	1,263
2. V. GUERRERO	596
3. Leroy Stanton	463
4. Reggie Jackson	274
5. Dan Ford	266
6. Bobby Bonds	238
7. Dave Winfield	223
8. Roger Repoz	212
9. Albie Pearson	202
10. Lee Thomas	194

THIRD BASE

1. Troy Glaus	778
2. Doug DeGinces	749
3. Rick Howell	600
4. Paul Schaaf	431
5. Carney Lansford	424
6. Ken McMullen	417
7. Dave Chalk	399
8. C. FIGGINS	386
9. Felix Torres	317
10. Aurelio Rodriguez	275

All CAPS/BOLD — Active



HIGHEST FIELDING PCT. BY POSITION

2009 ANGELS INFORMATION GUIDE

(100-or-More Games)

Position	PLAYER	PCT	YEAR	G	PO	A	E	TC
Catcher	Bengie Molina	.999	2002	121	707	60	1	768
First Base	Jim Spencer	.999	1973	125	994	74	1	1069
	Scott Spiezio	.999	2001	105	819	74	1	894
	Bobby Grich	.997	1985	116	224	380	2	606
Second Base	David Eckstein	.988	2004	138	198	309	6	513
	Orlando Cabrera	.988	2005	141	229	347	7	583
	Carney Lansford	.983	1979	157	135	263	7	405
Shortstop	Brian Downing	1.000	1984	131	272	5	0	277
		1.000	1982	158	321	9	0	330
	Torii Hunter	1.000	2008	137	350	4	0	354
Pitcher#	Tommy John	1.000	1983	34	16	39	0	55
	Bert Blyleven	1.000	1989	33	14	38	0	52

50-or-more Total Chances

Bold - current Angel

ANGELS TRIPLE PLAYS

- June 26, 1970 at Kansas City... "around the horn" on a ground ball hit by Amos Otis; Chico Ruiz (3b) to Sandy Alomar (2b) to Billy Cowan (1b).
- June 27, 1972 at Minnesota... fly ball hit by Jim Nettles and ensuing rundown of runners originally at second (Steve Braun) and third (Harmon Killebrew), Jim Spencer (1f) to Ken McMullen (3b) to Sandy Alomar (2b) to Leo Cardenas (ss).
- July 14, 1977 vs. Seattle... "around the horn" on a ground ball hit by Lee Stanton; Ron Jackson (3b) to Jerry Remy (2b) to Tony Solaita (1b).
- July 23, 1977 at Minnesota... line drive hit by Lyman Bostock with runners being doubled off second (Jerry Terrell) and first (Mike Cabbage) bases; Rance Mulliniks (ss) to Jerry Remy (2b) to Tony Solaita (1b).
- Sept. 8, 1996 at Minnesota... "around the horn" on a ground ball hit by Ron Coomer; Jack Howell (3b) to Rex Hudler (2b) to J.T. Snow (1b).
- July 5, 1997 vs. Seattle... deep fly hit by Rich Amaral with runners being doubled off second (Russ Davis) and first (Dan Wilson) bases; Garret Anderson (cf) to Gary DiSarcina (ss) to Darin Erstad (1b).

OPPONENTS TRIPLE PLAYS

- Sept. 28, 1963 at Boston... Felix Torres hit comebacker to Bob Heffner who started unique triple play; Heffner (p) to Frank Malzone (3b) to Ed Bressoud (ss) to Felix Mantilla (2b), who was covering first base.
- Aug. 18, 1966 at Minnesota... "around the horn" on ground ball hit by Frank Malzone; Rich Rollins (3b) to Cesar Tovar (2b) to Harmon Killebrew (1b).
- May 10, 1979 at Boston... line drive hit by Joe Rudi with runners being doubled off second (Rod Carew) and first (Don Baylor) bases; Jerry Remy (2b) to Rick Burleson (ss) to George Scott (1b).
- May 16, 1979 vs. Milwaukee... "around the horn" on a ground ball hit by Bobby Grich; Sal Bando (3b) to Paul Molitor (2b) to Cecil Cooper (1b).
- July 23, 1979 at Boston... line drive hit by Willie Aikens with runners being doubled off second (Dan Ford) and first (Don Baylor) bases; Rick Burleson (ss) to Carl Yastrzemski (1b).
- April 27, 1981 at Oakland... line drive hit by Don Baylor with runners being doubled off second (John Harris) and first (Ed Ott) bases; Rob Picciolo (ss) to Dave Revering (1b).
- Aug. 8, 1983 vs. Minnesota... line drive hit by Ron Jackson with runners doubled off second (Bobby Grich) and first (Reggie Jackson) bases; Gary Gaetti (3b) to John Castino (2b) to Kent Hrbek (1b).
- Aug. 25, 1992 at Baltimore... line drive hit by Gary Gaetti with runners being doubled off third (Tim Salmon) and first (Chad Curtis) bases; Leo Gomez (3b) to Randy Milligan (1b).
- July 7, 2004 at White Sox... "around the horn" on ground ball hit by Bengie Molina; Joe Crede (3b) to Juan Uribe (2b) to Paul Konerko (1b).



Don Baylor

DAY-BY-DAY BEST/WORST RECORDS

2009 ANGELS INFORMATION GUIDE

GAME NO.	BEST RECORD	(# - Last Time)	WORST RECORD	(# - Last Time)	GAME NO.	BEST RECORD	(# - Last Time)	WORST RECORD	(# - Last Time)
1.	1-0	(25-'07)	0-1	(23-'08)	82.	51-31	('07)	30-52	('69)
2.	2-0	(10-'07)	0-2	(6-'01)	83.	51-32	('05, '07)	31-52	('69,'80)
3.	3-0	(4-'07)	0-3	(76,'92)	84.	52-32	('05)	31-53	('69)
4.	4-0	('70)	0-4	(76,'92)	85.	52-33	(4-'07)	31-54	('69)
5.	5-0	('70)	1-4	(6-'92)	86.	53-33	('89, '95)	32-54	('69)
6.	5-1	('70, '07)	1-5	('61)	87.	54-33	('95)	32-55	('69)
7.	5-2	(6-'07)	1-6	('61)	88.	55-33	('95)	33-55	('69, '80)
8.	6-2	('70)	1-7	('61)	89.	56-33	('95)	33-56	('80)
9.	6-2-1	('74)	1-8	('61)	90.	56-34	('95)	33-57	('80)
10.	7-2-1	('74)	2-8	('61)	91.	56-35	('95)	34-57	('80)
11.	8-3	('79, '82, '87)	3-8	('61, '02)	92.	57-35	('95)	34-58	('80)
12.	9-3	('79, '82)	4-8	(5-'02)	93.	57-36	('95)	34-59	('80)
13.	10-3	('79, '82)	4-9	('61)	94.	58-36	('95)	34-60	('80)
14.	11-3	('79)	4-10	('61)	95.	59-36	('95)	34-61	('80)
15.	12-3	('79)	5-10	(4-'02)	96.	60-36	('95)	35-61	('80)
16.	12-4	('79, '93)	5-11	('61, '76)	97.	60-37	('95)	36-61	('80)
17.	12-5	('79, '82, '93)	5-12	('61, '76)	98.	61-37	('95)	37-61	('80)
18.	13-5	('82, '93)	6-12	('61, '76, '02)	99.	61-38	('95)	37-62	('80)
19.	14-5	('82)	6-13	(76, '02)	100.	62-38	('95)	37-63	('80)
20.	14-6	('78, '82)	6-14	('02)	101.	63-38	('95)	38-63	('80)
21.	15-6	('82)	7-14	(76, '02)	102.	64-38	('95)	38-64	('80)
22.	15-7	('82)	7-15	(76)	103.	64-39	('95, '08)	39-64	('80)
23.	16-7	('82)	7-16	(76)	104.	64-40	('95, '08)	40-64	('80)
24.	16-8	('82)	8-16	(76)	105.	65-40	('08)	40-64-1	('74)
25.	17-8	('82)	9-16	(4-'94)	106.	66-40	('08)	41-65	('69)
26.	17-9	(4-'95)	9-17	('61, '69, '94)	107.	67-40	('08)	41-65-1	('74)
27.	18-9	('70, '78, '95)	9-18	('61, '94)	108.	68-40	('08)	42-66	('69)
28.	18-10	(4-'04)	9-19	('61)	109.	69-40	('08)	43-66	('69)
29.	19-10	('70, '04)	10-19	('61, '76)	110.	69-41	('08)	43-66-1	('74)
30.	20-10	('70, '04)	11-19	(6-'90)	111.	69-42	('08)	43-67-1	('74)
31.	21-10	('70, '04)	11-20	(5-'90)	112.	70-42	('08)	43-68-1	('74)
32.	22-10	('70, '04)	11-21	(4-'76)	113.	70-43	('08)	43-69-1	('74)
33.	22-11	('70, '04)	11-22	('69, '76)	114.	71-43	('08)	44-69-1	('74)
34.	23-11	('70, '04)	11-23	('69)	115.	72-43	('08)	45-69-1	('74)
35.	23-12	('70, '04)	11-24	('69)	116.	73-43	('08)	45-70-1	('74)
36.	24-12	('70, '04)	11-25	('69)	117.	74-43	('08)	45-71-1	('74)
37.	25-12	('70, '04)	11-26	('69)	118.	75-43	('08)	46-71-1	('74)
38.	25-13	(4-'04)	11-27	('69)	119.	75-44	('08)	46-72-1	('74)
39.	26-13	(4-'04)	11-28	('69)	120.	75-45	('08)	47-72-1	('74)
40.	26-14	(4-'04)	12-28	('69)	121.	76-45	('08)	48-72-1	('74)
41.	27-14	('70, '82, '89)	13-28	('69)	122.	76-46	('08)	48-73-1	('74)
42.	28-14	('70)	13-29	('69)	123.	76-47	('08)	48-74-1	('74)
43.	28-15	(4-'04)	14-29	('69)	124.	76-48	('08)	49-75	('80)
44.	29-15	('82, '89, '04)	14-30	('69)	125.	77-48	('08)	49-76	('80)
45.	29-16	('82, '89, '04)	15-30	('69)	126.	77-49	('08)	50-76	('80)
46.	30-16	('82, '89)	16-30	('61, '64, '69)	127.	77-50	('08)	50-76-1	('74)
47.	31-16	('82, '89)	16-31	('69)	128.	78-50	('08)	50-77-1	('74)
48.	32-16	('89)	16-32	('69)	129.	79-50	('08)	50-78-1	('74)
49.	33-16	('89)	16-33	('69)	130.	79-51	('08)	50-79-1	('74)
50.	33-17	('89)	16-34	('69)	131.	80-51	('08)	51-80	('99)
51.	33-18	('89)	17-34	('69)	132.	80-52	('08)	51-81	('99)
52.	34-18	('89)	17-35	('69)	133.	81-52	('08)	51-82	('99)
53.	35-18	('89)	18-35	('69)	134.	82-52	('08)	52-82	('80, '99)
54.	35-19	('89)	18-36	('69)	135.	83-52	('08)	52-83	('80, '99)
55.	36-19	('89)	19-36	('69)	136.	83-53	('08)	52-84	('99)
56.	36-20	('89)	19-37	('69)	137.	84-53	('08)	52-84-1	('74)
57.	36-21	('89)	20-37	('69)	138.	84-54	('02, '08)	53-84-1	('74)
58.	36-22	('89, '07)	20-38	('69)	139.	85-54	('02, '08)	53-85-1	('74)
59.	37-22	('07)	20-39	('69)	140.	86-54	('02)	54-85-1	('74)
60.	38-22	('07)	21-39	('61, '69, '80)	141.	87-54	('02)	55-85-1	('74)
61.	38-23	('07)	21-40	('61, '69, '80)	142.	88-54	('02)	55-86-1	('74)
62.	39-23	('07)	21-41	('61)	143.	88-55	('02)	56-86-1	('74)
63.	40-23	('07)	22-41	('61)	144.	89-55	('02)	56-87-1	('74)
64.	40-24	('07)	23-41	('61, '69, '80)	145.	90-55	('02)	57-87-1	('74)
65.	40-25	('07)	23-42	('61, '69, '80)	146.	91-55	('02)	58-87-1	('74)
66.	41-25	('07)	23-43	('69, '80)	147.	92-55	('02)	58-88-1	('74)
67.	42-25	('07)	23-44	('69, '80)	148.	93-55	('02)	58-89-1	('74)
68.	42-26	('07)	24-44	('61, '69, '80)	149.	94-55	('02)	59-89-1	('74)
69.	43-26	('07)	24-45	('61, '69, '80)	150.	94-56	('02)	60-89-1	('74)
70.	44-26	('07)	24-46	('69, '80)	151.	95-56	('02)	61-89-1	('74)
71.	45-26	('07)	25-46	('61, '69, '80)	152.	95-57	('02)	61-90-1	('74)
72.	45-27	('07)	25-47	('61, '69)	153.	95-58	('02)	61-91-1	('74)
73.	46-27	('07)	26-47	('61, '69, '80)	154.	96-58	('02)	61-92-1	('74)
74.	47-27	('07)	26-48	('69)	155.	96-59	('02, '08)	61-93-1	('74)
75.	48-27	('07)	27-48	('69)	156.	97-59	('08)	62-93-1	('74)
76.	49-27	('07)	28-48	('61, '69, '80)	157.	97-60	('08)	63-93-1	('74)
77.	49-28	('07)	28-49	('69)	158.	98-60	('08)	63-94-1	('74)
78.	49-29	('07)	28-50	('69)	159.	99-60	('08)	64-94-1	('74)
79.	49-30	('07)	29-50	('69)	160.	99-61	('08)	65-95	('80)
80.	50-30	('07)	30-50	('69, '80)	161.	99-62	('08)	66-94-1	('74)
81.	50-31	('05, '07)	30-51	('69, '80)	162.	100-62	('08)	67-95	('68)
					163.	---		68-94-1	('74)

CLUB HISTORY



DAY-BY-THE-WEEK TOTALS

2009 ANGELS INFORMATION GUIDE

YEAR	MON.	TUE.	WED.	THU.	FRI.	SAT.	SUN.	RECORD
1961	6-9	12-14	8-13	4-16	14-14	17-6	9-19	70-91
1962	7-2	9-16	19-6	10-7	12-14	12-14	17-17	86-76
1963	7-7	9-9	15-19	5-11	8-16	14-11	12-18	70-91
1964	5-9	14-11	18-9	7-5	10-17	12-13	16-16	82-80
1965	8-8	14-8	13-18	4-8	14-12	14-11	8-22	75-87
1966	8-9	11-9	12-12	7-10	14-10	15-11	13-21	80-82
1967	11-8	11-19	13-7	2-5	18-8	11-16	18-14	84-77
1968	9-12	9-13	7-18	5-9	13-13	10-14	14-16	67-95
1969	10-5	9-16	13-13	5-8	11-19	10-14	13-16	71-91
1970	9-4	13-14	14-12	9-8	13-13	9-16	19-9	86-76
1971	6-9	11-11	11-13	8-15	14-11	12-12	14-15	76-86
1972	5-10	11-12	13-10	8-6	10-16	14-12	14-14	75-80
1973	9-4	11-13	17-8	7-13	11-14	14-12	10-19	79-83
1974	7-10	8-15	14-12	4-8	14-14	12-15	9-20	68-94
1975	7-9	9-15	11-13	9-5	8-18	14-15	14-14	72-89
1976	10-7	12-11	11-12	9-9	8-16	14-14	12-17	76-86
1977	9-10	11-11	10-12	7-9	12-14	10-16	15-16	74-88
1978	5-12	9-14	11-11	15-2	16-12	15-14	16-10	87-75
1979	11-5	10-14	11-15	8-9	13-12	20-6	15-13	88-74
1980	8-10	12-10	12-12	5-13	14-13	8-17	6-20	65-95
1981	9-6	9-8	7-9	6-4	6-10	6-12	8-10	51-59
1982	11-4	12-13	10-13	11-10	17-9	16-10	16-10	93-69
1983	8-15	11-11	12-12	6-9	11-15	12-15	10-15	70-92
1984	8-13	15-10	11-14	7-8	13-12	15-10	12-14	81-81
1985	11-9	10-12	12-12	10-8	14-12	15-11	18-8	90-72
1986	12-8	17-8	15-8	8-10	11-15	17-8	12-13	92-70
1987	9-12	13-11	15-8	6-10	9-17	11-15	12-14	75-87
1988	8-11	7-16	11-13	9-8	16-11	10-16	14-12	75-87
1989	8-10	13-10	14-11	9-10	16-10	13-13	18-7	91-71
1990	11-9	15-9	11-15	8-9	12-13	11-14	12-13	80-82
1991	10-9	15-10	11-12	10-7	7-19	15-11	13-13	81-81
1992	7-10	8-18	9-16	8-9	14-12	16-10	10-15	72-90
1993	4-12	9-15	13-12	7-11	12-15	13-13	13-13	71-91
1994	2-10	8-9	9-9	5-8	8-11	8-10	7-11	47-68
1995	9-8	12-9	8-14	11-6	11-11	11-11	16-8	78-67
1996	7-13	9-15	11-12	7-11	14-11	9-17	13-12	70-91
1997	10-8	13-11	10-14	9-10	14-11	14-12	14-12	84-78
1998	12-5	11-11	15-11	10-9	11-14	11-15	15-12	85-77
1999	6-11	11-15	12-13	9-8	12-13	9-18	11-14	70-92
2000	9-9	13-12	11-14	8-8	18-8	13-13	10-16	82-80
2001	5-4	8-16	11-14	16-10	12-13	10-16	13-14	75-87
2002	6-8	13-12	16-9	11-8	19-8	15-11	19-7	99-63
2003	4-8	11-14	14-10	9-12	12-14	15-12	12-15	77-85
2004	7-4	13-11	11-14	11-13	17-9	19-7	14-12	92-70
2005	12-4	12-13	12-13	11-7	18-7	16-11	14-12	95-67
2006	12-10	16-9	11-14	6-6	14-12	16-10	14-12	89-73
2007	10-7	13-12	12-13	10-7	18-9	16-10	15-10	94-68
2008	12-8	17-8	14-11	10-4	14-12	16-10	17-9	100-62
Totals	396-404	549-583	581-585	386-416	617-609	625-600	636-659	3690-3794

NOTE: Bold denotes best record.

ANGELS BY THE DECADES

YEARS	RECORD/PCT.	.500 -or-BETTER SEASONS
1961-1969	685-770 (.471)	3
1970-1979	781-831 (.484)	3
1980-1989	783-783 (.500)	5
1990-1999	738-817 (.475)	4
2000-2008	803-655 (.551)	6



ANGELS MONTH-BY-MONTH TOTALS

2009 ANGELS INFORMATION GUIDE

YEAR	MARCH	APRIL	MAY	JUNE	JULY	AUG.	SEPT.	OCT.
1961	—	4-9	12-16	12-22	17-10	13-19	12-14	0-1
1962	—	7-9	17-11	17-13	16-13	18-14	11-16	—
1963	—	11-10	11-17	19-12	12-19	8-18	9-15	—
1964	—	6-7	10-22	19-12	19-12	14-15	12-11	2-1
1965	—	6-7	18-17	8-17	14-14	14-17	13-14	1-1
1966	—	7-6	16-14	16-15	15-14	13-17	12-15	1-1
1967	—	8-9	10-18	20-11	17-11	11-16	11-11	1-1
1968	—	8-10	14-15	15-12	11-18	13-22	6-18	—
1969	—	6-10	8-19	11-18	15-14	15-12	16-16	0-2
1970	—	13-7	17-10	13-14	15-14	16-13	11-18	1-0
1971	—	12-11	11-16	12-18	17-11	11-16	13-14	—
1972	—	5-7	13-15	13-14	13-16	13-14	17-11	1-2
1973	—	9-8	15-12	15-15	10-19	12-14	18-15	—
1974	—	11-11	12-15	9-20	9-18	11-17	14-13	2-0
1975	—	12-8	10-18	13-17	12-16	15-14	30-16	—
1976	—	5-12	14-18	12-15	14-14	13-15	16-11	2-1
1977	—	9-13	15-10	12-12	11-18	14-15	12-19	1-1
1978	—	14-7	11-16	15-15	16-14	14-13	16-12	1-0
1979	—	15-8	15-12	14-15	17-11	11-17	16-11	—
1980	—	8-10	11-15	6-21	12-16	14-15	14-14	0-4
1981	—	10-11	13-16	8-2	—	9-10	10-18	1-2
1982	—	15-7	16-11	14-12	13-14	17-12	15-13	3-0
1983	—	13-9	13-14	13-14	9-20	12-18	7-19	2-0
1984	—	15-11	11-14	15-12	12-14	13-16	15-14	—
1985	—	14-7	12-13	15-12	16-11	16-13	14-13	3-3
1986	—	13-8	10-17	17-10	15-11	19-10	17-10	1-4
1987	—	12-11	9-17	17-11	15-11	13-16	7-19	2-2
1988	—	10-13	10-19	15-11	19-8	15-14	7-20	0-2
1989	—	15-10	18-7	12-14	18-10	15-14	12-16	1-0
1990	—	8-11	15-14	15-13	12-16	16-12	12-15	2-1
1991	—	10-10	16-11	15-12	11-15	11-18	15-13	3-2
1992	—	11-10	10-17	11-17	14-13	13-16	10-16	3-1
1993	—	13-6	12-15	10-17	11-17	11-17	16-18	2-1
1994	—	9-16	14-13	10-17	11-16	—	—	—
1995	—	2-2	18-11	14-13	20-7	3-6	10-16	1-1
1996	—	13-12	13-14	15-14	10-16	11-18	8-17	—
1997	—	12-12	16-12	13-15	19-9	14-15	10-15	—
1998	—	15-15	12-15	22-6	9-15	18-12	9-15	—
1999	—	11-12	13-15	11-15	8-17	8-21	16-12	3-0
2000	—	13-13	14-13	14-12	16-12	11-15	14-14	0-1
2001	—	10-15	14-13	14-13	16-11	15-14	6-15	0-6
2002	0-1	11-13	19-7	17-12	16-10	18-11	18-9	0-1
2003	0-1	13-13	13-13	14-13	12-15	14-15	15-13	0-0
2004	—	13-10	13-10	12-16	19-8	15-13	15-13	2-1
2005	—	13-11	17-11	17-9	13-14	14-13	19-9	2-0
2006	—	12-13	11-17	12-14	19-7	16-13	19-8	0-1
2007	—	18-11	11-17	17-9	12-12	18-11	14-14	—
2008	0-1	18-10	15-13	16-10	15-13	15-13	17-9	—
TOTALS	0-3	515-478	651-675	666-653	662-634	650-701	602-669	44-43

NOTE: Bold denotes best record.

ANGELS VS. DIVISIONS

YEAR	VS. EAST			VS. CENTRAL			VS. WEST		
	HOME	ROAD	TOTAL	HOME	ROAD	TOTAL	HOME	ROAD	TOTAL
1969	22-17	13-26	35-43	—	—	—	21-21	15-27	36-48
1970	21-18	20-19	41-37	—	—	—	22-20	23-19	45-39
1971	22-17	15-24	37-41	—	—	—	13-29	26-16	39-45
1972	19-17	15-21	34-38	—	—	—	25-19	16-23	41-42
1973	18-18	16-20	34-38	—	—	—	20-25	20-25	45-45
1974	13-23	14-22	27-45	—	—	—	23-22	18-27	41-49
1975	17-19	18-17	35-36	—	—	—	18-27	19-26	37-53
1976	17-19	14-22	31-41	—	—	—	21-24	24-21	45-45
1977	17-19	17-19	34-38	—	—	—	22-23	18-27	40-50
1978	20-16	15-21	35-37	—	—	—	30-15	22-23	52-38
1979	25-17	16-17	41-43	—	—	—	24-15	23-16	47-31
1980	9-33	16-24	25-57	—	—	—	21-18	19-20	40-38
1981	19-13	13-14	32-27	—	—	—	7-15	12-17	19-32
1982	23-19	21-21	44-40	—	—	—	29-10	20-19	49-29
1983	20-22	18-24	38-46	—	—	—	15-24	17-22	32-46
1984	19-23	23-19	42-42	—	—	—	18-21	23-18	39-39
1985	28-14	17-25	45-39	—	—	—	21-16	24-17	45-33
1986	23-20	21-20	44-40	—	—	—	27-12	21-18	48-30
1987	20-22	16-26	36-48	—	—	—	18-21	21-18	39-39
1988	19-23	20-22	39-45	—	—	—	16-23	20-19	36-42
1989	30-12	20-22	50-34	—	—	—	22-19	19-20	41-37
1990	23-19	19-23	42-42	—	—	—	19-20	19-20	38-40
1991	23-19	21-21	44-40	—	—	—	17-22	20-19	37-41
1992	24-18	14-28	38-46	—	—	—	17-22	17-22	34-44
1993	24-18	12-30	36-48	—	—	—	20-19	15-24	35-43
1994	8-18	6-13	14-21	9-13	8-7	17-20	6-9	5-8	13-17
1995	13-15	15-14	28-29	13-11	18-7	31-18	13-7	6-13	19-20
1996	19-12	11-19	30-31	16-15	9-21	25-36	8-11	7-13	15-24
1997	16-12	9-18	25-30	17-11	13-14	30-25	12-5	13-5	25-15
1998	13-15	14-13	27-28	13-14	16-12	29-26	10-8	9-9	19-17
1999	11-15	9-21	20-36	13-15	11-13	24-28	11-7	10-16	20-16
2000	17-13	11-14	28-27	13-10	12-16	25-26	9-10	8-11	17-21
2001	10-9	14-8	24-17	15-9	19-6	24-21	9-20	8-21	17-41
2002	15-7	13-6	28-13	15-6	11-9	30-15	18-11	12-17	30-28
2003	7-14	8-16	15-30	17-6	9-9	26-15	15-14	10-19	25-33
2004	14-8	11-10	25-18	13-8	15-7	28-15	15-16	17-12	32-26
2005	12-8	7-14	19-22	15-30	15-7	30-17	16-11	18-11	34-22
2006	16-8	10-11	26-19	10-9	14-9	24-18	15-14	17-11	32-25
2007	14-5	12-13	26-18	14-10	8-11	22-21	18-11	14-14	32-25
2008	18-6	12-10	30-16	11-8	13-9	24-17	17-12	19-9	36-21
TOTALS	718-640	591-756	1309-1396	204-155	185-163	389-318	703-660	661-705	1354-1365

- ** 1997 Interleague Play vs. NL West: 4-12 (0-4 vs. LA, 1-3 vs. SF, 2-2 vs. SD, 1-3 vs. COL)
- ** 1998 Interleague Play vs. NL West: 10-8 (3-1 vs. LA, 1-2 vs. SF, 1-2 vs. SD, 3-0 vs. COL, 2-1 vs. ARI)
- ** 1999 Interleague Play vs. NL West: 7-11 (2-4 vs. LA, 1-2 vs. SF, 0-3 vs. SD, 2-1 vs. COL, 1-2 vs. ARI)
- ** 2000 Interleague Play vs. NL West: 12-6 (4-2 vs. LA, 2-1 vs. SF, 2-1 vs. SD, 3-0 vs. COL, 1-2 vs. ARI)
- ** 2001 Interleague Play vs. NL West: 10-8 (4-2 vs. LA, 0-3 vs. SF, 2-1 vs. SD, 3-0 vs. COL, 1-2 vs. ARI)
- ** 2002 Interleague Play vs. NL West/Central: 11-7 (3-3 vs. LA, 2-1 vs. CIN, 3-0 vs. MIL, 2-1 vs. PIT, 1-2 vs. STL)
- ** 2003 Interleague Play vs. NL West/Central: 13-7 (4-2 vs. LA, 2-1 vs. FIA, 2-1 vs. MON, 1-2 vs. NYM, 2-1 vs. PHI)
- ** 2004 Interleague Play vs. NL West/Central: 7-11 (3-3 vs. LA, 1-2 vs. CHJ, 1-2 vs. HOU, 1-2 vs. MIL, 1-2 vs. PIT)
- ** 2005 Interleague Play vs. NL West/East: 12-6 (5-1 vs. LA, 2-1 vs. ATL, 2-1 vs. NYM, 2-2 vs. WAS)
- ** 2006 Interleague Play vs. NL West/Central: 11-12 (1-2 vs. LA, 1-2 vs. SF, 1-2 vs. SD, 3-0 vs. COL, 2-1 vs. ARI)
- ** 2007 Interleague Play vs. NL West/Central: 14-4 (5-1 vs. LA, 2-1 vs. CIN, 2-1 vs. HOU, 3-0 vs. PIT, 2-1 vs. STL)
- ** 2008 Interleague Play vs. NL West/East: 10-8 (3-3 vs. LA, 1-2 vs. ATL, 2-1 vs. WAS, 1-2 vs. PHI, 1-2 vs. NYM)

CLUB HISTORY



SERIES SWEEPS

2009 ANGELS INFORMATION GUIDE

3-Game

TEAM	TOT.	W/L	H/R	LAST TIME
BALTIMORE	TOT.	W/L	H/R	LAST TIME
	9	W	H	Sept. 4-6, 2006
	10	L	H	Sept. 17-19, 1999
	1	W	R	Sept. 6-8, 2002
	9	L	R	July 23-25, 1999
BOSTON	TOT.	W/L	H/R	LAST TIME
	12	W	H	July 18-20, 2008
	10	L	H	July 31-Aug. 2, 1998
	3	W	R	July 26-30, 2008
	15	L	R	April 13-16, 2007
CHICAGO (AL)	TOT.	W/L	H/R	LAST TIME
	8	W	H	May 10-12, 2002
	8	L	H	April 28-30, 2006
	5	W	R	Sept. 9-11, 2005
	10	L	R	Aug. 18-20, 2003
CLEVELAND	TOT.	W/L	H/R	LAST TIME
	11	W	H	May 6-8, 2003
	9	L	H	Aug. 9-11, 1999
	4	W	R	Sept. 3-5, 2004
	3	L	R	Aug. 4-6, 2000
COLORADO	TOT.	W/L	H/R	LAST TIME
	2	W	H	July 7-9, 2000
	0	L	H	—
	1	W	R	July 6-8, 2001
	0	L	R	—
DETROIT	TOT.	W/L	H/R	LAST TIME
	9	W	H	July 27-29, 2007
	8	L	H	Aug. 16-18, 1993
	3	W	R	June 1-8, 1989
	11	L	R	July 30-Aug. 1, 1996
KANSAS CITY	TOT.	W/L	H/R	LAST TIME
	9	W	H	May 27-29, 2005
	8	L	H	June 25-27, 2007
	7	W	R	July 1-3, 2005
	6	L	R	Aug. 28-30, 2001
LOS ANGELES	TOT.	W/L	H/R	LAST TIME
	3	W	H	May 18-20, 2007
	0	L	H	—
	0	W	R	—
	1	L	R	May 19-21, 2006
MILWAUKEE	TOT.	W/L	H/R	LAST TIME
	9	W	H	May 16-18, 1997
	4	L	H	Sept. 19-21, 1988
	3	W	R	June 21-23, 2002
	5	L	R	May 9-11, 1997
MINNESOTA	TOT.	W/L	H/R	LAST TIME
	12	W	H	August 10-12, 2007
	9	L	H	Aug. 6-8, 1996
	9	W	R	May 23-25, 2000
	7	L	R	June 3-5, 1996
NEW YORK (AL)	TOT.	W/L	H/R	LAST TIME
	8	W	H	Aug. 6-10, 2008
	7	L	H	July 29-31, 2003
	6	W	R	May 25-27, 2007
	6	L	R	Aug. 29-31, 1995
OAKLAND	TOT.	W/L	H/R	LAST TIME
	6	W	H	April 11-13, 2003
	6	L	H	July 3-5, 1998
	12	L	R	April 23-25, 2004
	0	W	R	June 29-July 1, 2004
PHILADELPHIA	TOT.	W/L	H/R	LAST TIME
	0	W	H	—
	1	L	H	June 20-23, 2008
	0	W	R	—
	0	L	R	—
PITTSBURGH	TOT.	W/L	H/R	LAST TIME
	1	W	H	June 22-24, 2007
	0	L	H	—
	0	W	R	—
	0	L	R	June 12-14, 2001
SAN DIEGO	TOT.	W/L	H/R	LAST TIME
	0	W	H	—
	1	L	H	July 18-20, 1999
	0	W	R	—
	0	L	R	—
SAN FRANCISCO	TOT.	W/L	H/R	LAST TIME
	0	W	H	—
	0	L	H	—
	0	W	R	—
	1	L	R	June 12-14, 2001
SEATTLE	TOT.	W/L	H/R	LAST TIME
	5	W	H	April 20-22, 2007
	5	L	H	June 9-11, 2006
	10	W	R	June 2-4, 2008
	1	L	R	Sept. 12-14, 2005
TAMPA BAY	TOT.	W/L	H/R	LAST TIME
	3	W	H	September 17-19, 2007
	0	L	H	—
	3	W	R	July 14-16, 2006
	2	L	R	May 9-11, 2005
TEXAS	TOT.	W/L	H/R	LAST TIME
	15	W	H	—
	3	L	H	April 2-4, 2007
	8	W	R	June 28-30, 1999
	7	L	R	Sept. 19-21, 2008
TORONTO	TOT.	W/L	H/R	LAST TIME
	4	W	H	September 24-26, 2007
	5	W	R	—
	10	L	R	April 26-28, 2002
	5	W	R	May 31-June 2, 1993

4-Game

TEAM	TOT.	W/L	H/R	LAST TIME
BALTIMORE	TOT.	W/L	H/R	LAST TIME
	0	L	H	—
	0	L	H	—
	2	W	R	July 17-20, 2003
	0	L	R	—
BOSTON	TOT.	W/L	H/R	LAST TIME
	0	W	H	—
	1	L	H	June 12-15, 1980
	1	W	R	May 18-20, 1962
	1	L	R	Aug. 19-20, 1967
CHICAGO (AL)	TOT.	W/L	H/R	LAST TIME
	1	W	H	Sept. 28-Oct. 1, 1970
	1	L	H	Sept. 22-25, 1983
	1	W	R	July 28-31, 1988
	3	L	R	Sept. 8-11, 1983
CLEVELAND	TOT.	W/L	H/R	LAST TIME
	2	W	H	May 13-16, 1982
	0	L	H	—
	2	W	R	July 28-30, 1997
	6	L	R	Aug. 30-Sept. 2, 1999
COLORADO	TOT.	W/L	H/R	LAST TIME
	0	L	H	—
	0	L	H	—
	0	W	R	—
	0	L	R	—
DETROIT	TOT.	W/L	H/R	LAST TIME
	3	W	H	April 19-22, 1996
	0	L	H	—
	1	W	R	July 13-16, 1995
	1	L	R	July 1-4, 1968
KANSAS CITY	TOT.	W/L	H/R	LAST TIME
	0	W	H	—
	3	L	H	May 6-9, 1996
	1	W	R	Aug. 6-9, 2004
	0	L	R	—
LOS ANGELES	TOT.	W/L	H/R	LAST TIME
	0	W	H	—
	0	L	H	—
	0	W	R	—
	0	L	R	—
MILWAUKEE	TOT.	W/L	H/R	LAST TIME
	0	L	H	—
	0	L	H	—
	1	W	R	July 27-30, 1995
	0	L	R	—
MINNESOTA	TOT.	W/L	H/R	LAST TIME
	0	W	H	—
	0	L	H	—
	1	W	R	Sept. 22-25, 1986
	2	L	R	July 17-19, 1964
NEW YORK (AL)	TOT.	W/L	H/R	LAST TIME
	0	W	H	—
	2	L	H	July 21-24, 1994
	0	W	R	—
	5	L	R	July 22-25, 1993
OAKLAND	TOT.	W/L	H/R	LAST TIME
	4	W	H	June 19-22, 1997
	3	L	H	Oct. 4-7, 2001
	1	W	R	July 10-13, 1997
	2	L	R	April 18-20, 1980
PHILADELPHIA	TOT.	W/L	H/R	LAST TIME
	0	W	H	—
	0	L	H	—
	0	W	R	—
	0	L	R	—
PITTSBURGH	TOT.	W/L	H/R	LAST TIME
	0	W	H	—
	0	L	H	—
	0	W	R	—
	0	L	R	—
SAN DIEGO	TOT.	W/L	H/R	LAST TIME
	0	W	H	—
	0	L	H	—
	0	W	R	—
	0	L	R	—
SAN FRANCISCO	TOT.	W/L	H/R	LAST TIME
	0	W	H	—
	0	L	H	—
	0	W	R	—
	0	L	R	—
SEATTLE	TOT.	W/L	H/R	LAST TIME
	3	W	H	Sept. 11-14, 2008
	2	L	H	July 7-10, 2005
	1	W	R	Apr. 25-28, 1985
	1	L	R	April 19-22, 2001
TAMPA BAY	TOT.	W/L	H/R	LAST TIME
	1	W	H	May 6-9, 2004
	0	L	H	—
	0	L	H	—
	0	L	R	—
TEXAS	TOT.	W/L	H/R	LAST TIME
	0	W	H	—
	0	L	H	—
	0	W	R	—
	3	L	R	June 23-25, 1978
TORONTO	TOT.	W/L	H/R	LAST TIME
	0	W	H	—
	0	L	H	—
	0	W	R	—
	2	L	R	July 3-6, 1992



MARATHONS IN ANGELS HISTORY

2009 ANGELS INFORMATION GUIDE

(14 INNINGS-OR-MORE)

DATE	OPPONENT	H/A	INNINGS	SCORE	WINNER	LOSER
4/13/82	Seattle	H	20	4-3	Sanchez	Nelson
7/ 9/71	Oakland	A	20	0-1	Knowles	Queen
7/28/05	Toronto	A	18	1-2	Walker	Shields
6/ 8/04	Milwaukee	H	17	0-1	Kinney	Ortiz
9/21/89	Cleveland	A	17	4-5	Bailes	Monteleone
9/10/88	Texas	A	17	2-3	VandeBerg	Cook
5/31/66	Cleveland	H	17	5-7	Hargan	Chance
7/ 6/90	Milwaukee	A	16	9-8	Minton	Edens
7/22/89	Detroit	H	16	5-4	Petry	Hudson
7/ 7/86	Milwaukee	A	16	3-1	Forster	Plesac
4/ 8/82	Oakland	A	16	8-6	Sanchez	Jones
7/24/78	Cleveland	A	16	5-4	Griffin	Kern
9/22/75	Chicago	H	16	3-0	Kirkwood	Gossage
7/ 8/72	Boston	H	16	4-3	Barber	Lee
8/ 1/71	Detroit	A	16	3-4	Niekro	Allen
5/11/70	Boston	H	16	2-1	LaRoche	Brett
4/24/64	Cleveland	H	16	2-5	McMahon	Fowler
8/ 3/63	Chicago	H	16	6-5	Foytack	Fisher
9/ 6/08	Chicago	R	15	6-7	Wasserman	Speier
6/13/04	Chicago	H	15	5-6	Leicester	Hensley
9/ 7/97	Detroit	A	15	5-4	Hasegawa	Dishman
9/27/96	Texas	A	15	4-3	Harris	Whiteside
9/ 2/92	Cleveland	H	15	3-2	Lewis	Lilliquist
9/13/86	Chicago	A	15	3-2	Lucas	Dawley
6/ 4/85	Baltimore	A	15	6-5	Cliburn	Dixon
4/30/85	Boston	H	15	3-2	Cliburn	Ojeda
6/12/83	Toronto	H	15	5-6	Clarke	C. Brown
8/ 7/80	Minnesota	H	15	4-2	Hassler	Williams
8/27/76	New York	H	15	0-5	Jackson	Monge
7/28/76	Kansas City	H	15	2-3	Gura	Kirkwood
8/19/75	Milwaukee	H	15	5-4	Scott	Austin
6/14/74	Boston	H	15	4-3	Raziano	Tiant
6/14/71	Boston	H	15	3-4	Lyle	Fisher
8/21/68	Baltimore	H	15	3-4	Brabender	Pattin
6/ 6/64	New York	H	15	0-2	Stafford	Smith
4/24/63	Detroit	A	15	3-4	Anderson	Grba
4/13/63	Chicago	H	15	1-0	Navarro	Peters
6/ 5/03	Montreal	R	14	7-8	Eischen	Callaway
4/27/03	Boston	H	14	4-6	Mendoza	Callaway
4/28/02	Toronto	H	14	8-5	Lukasiewicz	Borbon
6/13/97	San Diego	A	14	7-8	Bochtler	Hasegawa
5/ 8/96	Kansas City	H	14	1-3	Pichardo	Eichhorn
7/11/93	New York	H	14	3-2	Linton	Monteleone
5/24/93	Seattle	A	14	3-4	Henry	Crim
8/ 9/92	Chicago	H	14	8-12	Pall	Bailes
9/10/89	Boston	H	14	2-1	McClure	Lamp
6/21/89	Toronto	H	14	1-6	Minton	Henke
9/10/86	Cleveland	A	14	7-6	Finley	Yett
6/28/85	Kansas City	A	14	4-5	Quisenberry	Corbett
6/26/84	Texas	A	14	3-2	Kison	Jones
9/14/83	Kansas City	H	14	0-1	Armstrong	Steirer
8/24/83	Milwaukee	A	14	0-1	Slaton	Hassler
7/12/83	Detroit	A	14	4-5	Bailey	Witt
7/13/80	Oakland	H	14	5-4	Montague	Hamilton
8/10/79	Seattle	H	14	6-8	Stein	LaRoche
8/20/78	Baltimore	H	14	1-0	Griffin	Stanhouse
10/2/76	Oakland	A	14	8-9	Fingers	Verhoeven
9/13/76	Texas	A	14	6-2	Drago	Bacsik
5/30/76	Kansas City	H	14	2-3	Mingori	Drago
8/ 6/70	Minnesota	A	14	1-2	Williams	Doyle
6/11/69	Baltimore	A	14	7-5	Borbon	Richert
6/24/66	Baltimore	H	14	5-4	Sanford	Fisher
6/11/66	Kansas City	H	14	4-3	Sanford	Krausse
4/12/66	Chicago	A	14	2-3	Pizarro	Brunet
9/15/65	Chicago	H	14	2-1	Sukla	Fisher
9/ 6/63	Kansas City	H	14	4-3	Osinski	Bowsfield
9/ 9/62	Baltimore	A	14	3-4	Wilhelm	Navarro
7/23/62	Baltimore	H	14	6-5	Chance	Hall
6/25/61	Baltimore	H	14	8-9	Hall	Klin

CLUB HISTORY



ANGELS IN EXTRA INNINGS

2009 ANGELS INFORMATION GUIDE

YEAR	Overall Record: 353-339			Home Record: 192-184			Road Record: 161-155		
	HOME	ROAD	TOTAL	YEAR	HOME	ROAD	TOTAL		
1961	2-5	3-4	5-9	1984	4-5	6-5	10-10		
1962	6-5	4-4	10-9	1985	7-1	4-2	11-3		
1963	5-3	6-4	11-7	1986	4-1	3-4	7-5		
1964	2-4	8-1	10-5	1987	7-5	2-8	9-13		
1965	5-3	2-4	7-7	1988	3-6	7-2	10-8		
1966	6-6	3-2	9-8	1989	4-3	4-2	8-5		
1967	3-2	2-5	5-7	1990	6-2	4-3	10-5		
1968	5-4	4-0	9-4	1991	2-7	0-2	2-9		
1969	4-5	3-1	7-6	1992	4-3	4-5	8-8		
1970	6-4	3-3	9-7	1993	4-3	0-5	4-8		
1971	2-4	7-6	9-10	1994	2-6	2-1	4-7		
1972	8-2	1-1	9-3	1995	2-4	4-1	6-5		
1973	4-7	7-4	11-11	1996	4-2	4-5	8-7		
1974	2-3	1-3	3-6	1997	4-3	1-5	5-8		
1975	4-7	3-3	7-10	1998	2-3	4-3	6-6		
1976	6-7	7-5	13-12	1999	3-4	1-4	4-8		
1977	3-3	5-3	8-6	2000	2-2	7-5	9-7		
1978	5-3	5-2	10-5	2001	4-5	3-3	7-8		
1979	2-3	2-1	4-4	2002	7-3	3-2	10-5		
1980	4-6	2-4	6-10	2003	1-2	1-2	2-4		
1981	3-0	1-4	4-4	2004	2-4	2-2	4-6		
1982	6-2	2-3	8-5	2005	6-4	3-6	9-10		
1983	3-9	5-5	8-14	2006	4-4	4-3	8-7		
				2007	6-2	1-1	7-3		
				2008	2-3	1-2	3-5		

ANGELS LONGEST WINNING STREAKS

#G	Year	Opponents	Dates	
11	1964	(Wash. 5, Cle. 3, K.C. 3)	June 16	—
10	1979	(Min. 5, Oak. 5)	April 11	—
10	1997	(Sea. 2, Oak. 4, Tex. 2, Det. 2)	July 5	—
10	2002	(T.B. 1, Bal. 3, T.B. 3, Bal. 3)	Aug. 29	—
9	1998	(Min. 1, K.C. 2, Sea. 2, Col. 3, Ari. 1)	May 31	—
9	2004	(Min. 2, Det. 3, T.B. 4)	May 1	—
9	2004	(T.B. 2, N.Y. 3, K.C. 3, Min. 1)	Aug. 18	—
8	1987	(K.C. 1, Tex. 3, Chi. 3, Cle. 1)	June 21	—
8	1995	(Cle. 2, Mil. 4, Sea. 2)	July 25	—
8	2002	(Sea. 1, Tor. 3, Cle. 3, Tor. 1)	April 24	—
8	2002	(Det. 2, Chi. 3, Det. 2, Chi. 1)	May 8	—
8	2005	(Tex. 3, L.A. 3, Tex. 2)	June 20	—
8	2005	(Det. 3, Tex. 3, T.B. 2)	Sept. 16	—
8	2006	(Oak. 3, TB. 3, Cle. 2)	July 7	—
7	1961	(Chi. 1, K.C. 3, Min. 2, Det. 1)	July 2	—
7	1966	(Chi. 2, Min. 3, K.C. 2)	June 13	—
7	1967	(Chi. 2, Min. 4, Bos. 1)	July 17	—
7	1971	(Chi. 2, K.C. 2, Min. 3)	April 12	—
7	1982	(Sea. 4, Min. 3)	April 13	—
7	1983	(Cle. 4, N.Y. 3)	May 22	—
7	1986	(Bal. 1, N.Y. 2, Det. 4)	Aug. 24	—
7	1988	(Tor. 1, Cle. 4, Det. 2)	July 6	—
7	1988	(Oak. 1, Chi. 4, Sea. 2)	July 27	—
7	1989	(Tor. 1, Det. 4, Oak. 2)	July 18	—
7	1990	(Cle. 2, Tor. 2, Mil. 3)	May 21	—
7	1995	(Min. 1, Chi. 3, N.Y. 3)	May 18	—
7	1996	(Tor. 2, Det. 4, Mil. 1)	April 17	—
7	1996	(Cle. 1, K.C. 3, Tor. 3)	June 9	—
7	1997	(Chi. 2, Bal. 2, Mil. 3)	June 12	—
7	2008	(Tor., 2, Sea. 3, Oak. 2)	May 31	—

ANGELS LONGEST LOSING STREAKS

#G	Year	Opponents	Dates	
13	1988-89	(Mil. 5, Min. 7, Tex. 1)	Sept. 19	—
11	1974	(Tex. 1, Oak. 4, Cle. 3, Bal. 3)	June 30	—
11	1992	(Sea. 1, Min. 3, Tor. 4, Cle. 2, Det. 1)	June 28	—
11	1999	(L.A. 2, S.D. 3, Tex. 2, Bal. 3, T.B. 1)	July 16	—
10	1963	(Det. 1, Bal. 3, Wash. 4, N.Y. 2)	June 30	—
10	1969	(N.Y. 4, Bos. 3, Det. 3)	May 16	—
10	1993	(Cle. 2, Bos. 3, N.Y. 4, Oak. 1)	July 17	—
9	1961	(N.Y. 3, Chi. 5, K.C. 1)	June 11	—
9	1987	(N.Y. 4, Bal. 2, Tor. 3)	May 22	—
9	1995	(Bal. 3, N.Y. 3, Bos. 3)	Aug. 25	—
9	1995	(Chi. 1, K.C. 3, Oak. 3, Tex. 2)	Sept. 13	—
9	1999	(Tor. 2, Bos. 3, Cle. 4)	Aug. 24	—
8	1961	(Chi. 2, Det. 5, Wash. 1)	April 15	—
8	1982	(Tex. 2, K.C. 3, Bal. 2, Cle. 1)	June 30	—
8	1994	(N.Y. 4, Oak. 2, Tex. 2)	July 21	—



ANGELS STEALING HOME

2009 ANGELS INFORMATION GUIDE

- 1963 — Albie Pearson vs. Detroit (July 20, at Dodger Stadium)
- 1964 — Ed Kirkpatrick at Kansas City (May 5)
- 1965 — Jose Cardenal vs. Kansas City (May 9, at Dodger Stadium)
- Jose Cardenal at Boston (June 1)
- Jose Cardenal at Boston (July 25)
- 1966 — Jim Fregosi vs. Washington (Sept. 3)
- Paul Schaal vs. Washington (Sept. 3)
- 1967 — Jose Cardenal vs. Minnesota (July 23)
- 1972 — Mickey Rivers at Oakland (May 22)
- 1974 — Dave Chalk vs. Kansas City (May 12)
- Lee Stanton vs. Minnesota (July 28, 2nd game)
- Bruce Bochte at Chicago (Sept. 15)
- John Doherty at Minnesota (Sept. 20)
- Morris Nettles at Kansas City (Sept. 25)
- Denny Doyle vs. Oakland (Oct. 1)

- 1976 — Dave Collins vs. Detroit (Aug. 30)
- 1977 — Bobby Bonds at Toronto (Aug. 15)
- 1979 — Bob Clark at Toronto (Aug. 24)
- 1981 — Rod Carew at Seattle (April 12)
- 1985 — Gary Pettis at Seattle (April 28)
- Gary Pettis vs. Texas (June 11)
- 1989 — Devon White vs. Boston (Sept. 9)★
- 1992 — Luis Polonia at Seattle (June 26)
- Luis Polonia at New York (Aug. 21)
- 1994 — Chris Turner at Boston (July 5)
- 1995 — Rex Hudler vs. Detroit (July 21)
- 1997 — Tony Phillips at Seattle (June 28)
- 2006 — Orlando Cabrera vs. Dodgers (July 2)

★ Stole for cycle

ANGELS HOME RAINOUTS

DODGER STADIUM

- 1— April 14, 1963, vs. Chicago (Easter Sunday)
- 2— September 17, 1963, vs. Baltimore (Tuesday Night)
- 3— April 12, 1965, vs. Cleveland (Monday -Opening Night)
- 4— September 18, 1965, vs. Baltimore (Saturday -Day)
- 5— September 19, 1965, vs. Baltimore (Sunday)

ANAHEIM STADIUM

- 6— April 4, 1967, vs. Chicago Cubs (Pre-Season -Tuesday Night)
- 7— April 8, 1975, vs. Kansas City (Tuesday Night)
- 8— September 5, 1978, vs. Texas (Tuesday Night)
- 9— April 19, 1981, vs. Minnesota (Easter Sunday)
- 10— April 19, 1983, vs. Oakland (Tuesday Night)
- 11— April 20, 1983, vs. Oakland (Wednesday Night)
- 12— April 28, 1983, vs. Detroit (Thursday Night)
- 13— September 24, 1986, vs. Cleveland (Wednesday Night)
- 14— April 14, 1988, vs. Chicago (Thursday Day)
- 15— June 16, 1995, vs. Chicago (Friday Night)

Also had power blackout April 21, 1977, vs Chicago (Thursday Night)



Devon White

ANGELS AT THE ALL-STAR BREAK

YEAR	W-L	POS	GB	YEAR	W-L	POS	GB
1961	35-51	T8th	-20 1/2	1985	52-35	1st	+ 6
1962	45-37	3rd	- 2 1/2	1986	48-39	1st	+ 1 1/2
1963	41-46	7th	-12	1987	46-43	4th	- 3
1964	37-44	7th	-13 1/2	1988	41-46	T4th	-12 1/2
1965	41-44	6th	-13 1/2	1989	52-33	1st	+ 1 1/2
1966	46-39	4th	-11	1990	41-43	4th	-11
1967	45-40	4th	- 4 1/2	1991	44-37	3rd	- 2
1968	39-43	6th	-15 1/2	1992	35-52	7th	-18
1969	36-58	6th	- 22	1993	43-43	T4th	- 2
1970	51-35	2nd	- 5	1994★	38-51	3rd	-5
1971	42-50	4th	-16 1/2	1995★	39-30	T1st	—
1972★	40-52	5th	-16 1/2	1996	43-45	T3rd	-8 1/2
1973	48-48	T4th	- 7	1997	44-42	2nd	-4 1/2
1974	39-59	6th	-17	1998	49-37	1st	+1 1/2
1975	40-51	6th	-17	1999	41-45	4th	-6 1/2
1976	35-52	6th	-18 1/2	2000	47-41	3rd	-5
1977	42-46	5th	-11	2001	42-45	3rd	-21
1978	46-40	1st	+ 1	2002	51-35	2nd	-3
1979	55-38	1st	+ 2	2003	49-43	3rd	-8 1/2
1980	29-48	7th	-16 1/2	2004	47-40	3rd	-2 1/2
1981★	31-29	4th	- 6	2005	52-36	1st	+5
1982	49-37	1st	+ 1	2006	43-45	3rd	-2
1983	42-36	2nd	- 2	2007	53-35	1st	+2 1/2
1984	44-42	3rd	- 1	2008	57-38	1st	+6

★ Players Strikes from April 5 - 14, 1972, June 12 - July 31, 1981, Aug. 12, 1994 through remainder of season and April 2 - 24, 1995.

CLUB HISTORY



THE LAST TIME...

2009 ANGELS INFORMATION GUIDE

PITCHING/FIELDING

- NO-HITTER** by ANGELS – Jered Weaver & Jose Arredondo, June 28, 2008 at Los Angeles (unofficial – 8 inn., 1-0 loss), Mark Langston & Mike Witt, April 11, 1990 vs. Seattle (1-0 score)
- NO-HITTER** vs. ANGELS – Eric Milton, September 11, 1999 at Minnesota (7-0 score)
- ONE-HITTER** by ANGELS – John Lackey, July 7, 2006 at Oakland (3-0 score)
- ONE-HITTER** vs. ANGELS – James Shields (9 IP), May 9, 2008 at Tampa Bay (0-2 score)
- 10-OR-MORE STRIKEOUTS, GAME** by ANGELS STARTER – John Lackey (12), Sept. 21, 2008 at Texas (6 IP)
- SHUTOUT** vs. ANGELS – Ervin Santana (8 IP) & Francisco Rodriguez (1 IP), August 1, 2008 at Yankees (1-0 score)
- SHUTOUT** by ANGELS – Glen Perkins (8 IP) and Denys Reyes (1 IP), August 22, 2008 vs. Twins (0-9 score) – Sixth time shutout in 2008
- CONSECUTIVE SHUTOUTS** by ANGELS – John Lackey (8 IP) and Francisco Rodriguez (1 IP), September 28, 2006 vs. Oakland (2-0 score) & Ervin Santana (7 IP), Brendan Donnelly (1 IP) and JC Romero (1 IP), September 29, 2006 vs. Oakland (6-0 score)
- CONSECUTIVE SHUTOUTS** vs. ANGELS – June 27-28, 2008 at Los Angeles (0-6 & 0-1); Chan-Ho Park (6 IP), Brian Falkenberg (1 IP), Jonathan Broxton (1 IP) & Takashi Saito (1 IP) on June 27 and Chad Billingsley (7 IP), Jonathan Broxton (1 IP) & Takashi Saito (1 IP), on June 28
- CONSECUTIVE SHUTOUTS, INDIVIDUAL**, by ANGELS – John Lackey, July 7, 2006 at Oakland (3-0 score) & July 14, 2006 vs. Tampa Bay (3-0 score)
- CONSECUTIVE COMPLETE GAMES** by ANGELS – Kelvim Escobar, July 30, 2007 at Seattle (2-0 loss); John Lackey, July 31, 2007 at Seattle (8-0 win)
- CONSECUTIVE COMPLETE GAMES** vs. ANGELS – Mike Mussina, September 10, 2000 vs. Baltimore (3-1 Angels' win); Sidney Ponson, Sept. 11, 2000 vs. Baltimore (3-1 Angels' loss)
- CONSECUTIVE COMPLETE GAME VICTORIES** by ANGELS – Chuck Finley, April 22, 1993 vs. Cleveland (8-0 score) & Mark Langston, April 23, 1993 vs. Boston (4-1 score)
- CONSECUTIVE COMPLETE GAME DEFEATS** vs. ANGELS – Albie López, June 14, 2000 at Tampa Bay (3-2 loss) & Steve Trachsel, June 15, 2000 at Tampa Bay (2-1 loss)
- 1-0 GAME, VICTORY** – June 29, 2008 at Los Angeles (Lackey & Rodriguez – 4th time in 2008)
- 1-0 GAME, DEFEAT** – June 28, 2008 at Los Angeles (Billingsley, Broxton & Saito)
- LAST ANGELS PLAYER TO PITCH** – Chili Davis, June 17, 1993 vs. Texas (2 IP, 1 HB)
- TRIPLE PLAY** by ANGELS – July 5, 1997 vs. Seattle
- TRIPLE PLAY** vs. ANGELS – July 7, 2004 at Chicago (AL)

BATTING

- INSIDE-THE-PARK HOME RUN** by ANGELS – Gary Matthews, Jr., June 17, 2007 at Los Angeles (8th Inning off Brett Tomko)
- INSIDE-THE-PARK HOME RUN** vs. ANGELS – Joe Mauer, July 21, 2007 at Minnesota (8th Inning off Scot Shields)
- PINCH HIT HOME RUN** by ANGELS – Brandon Wood, Sept. 12, 2007 at Baltimore (9th Inning, two-run off Dannys Baez)
- PINCH-HIT HOME RUN** vs. ANGELS – Hank Blalock, Sept. 26, 2007 at Texas (7th Inning, three-run off Marc Gwyn)
- GRAND SLAM** by ANGELS – Mark Teixeira, August 3, 2008 at NYY (8th Inning off Ramirez)
- GRAND SLAM** vs. ANGELS – Mark Ellis, June 8, 2008 at Oakland (12th Inning off Chris Bootcheck)
- WALK OFF HR** by ANGELS – Mike Napoli, September 12, 2008 vs. Seattle (2-run off Batista in 9th)
- WALK OFF HR** vs. ANGELS – Jim Thome, September 6, 2008 at Chicago (15th Inning solo HR off Justin Speier)
- PINCH-HIT GRAND SLAM** by ANGELS – Shane Halter, May 8, 2004 vs. Tampa Bay (7th Inning off Trevor Miller)
- PINCH-HIT GRAND SLAM** vs. ANGELS – Ben Broussard, April 21, 2007 vs. Seattle (8th Inning off Scot Shields)
- TWO-HOME RUN GAME** by ANGELS – Vladimir Guerrero, Sept. 25, 2008 at Seattle (11th time)
- TWO-HOME RUN GAME** vs. ANGELS – Johnny Damon, September 9, 2008 vs. New York
- THREE-HOME RUN GAME** by ANGELS – Garret Anderson, June 4, 2003 at Montreal (Puerto Rico)
- THREE-HOME RUN GAME** vs. ANGELS – Brad Wilkerson, July 3, 2007 at Texas
- BACK-TO-BACK HOME RUNS** by ANGELS – Kendry Morales and Mike Napoli, Sept. 19, 2008 at Texas (3rd Inning)
- BACK-TO-BACK HOME RUNS** vs. ANGELS – Jermaine Dye and AJ Pierzynski, April 27, 2007 at Chicago (4th Inning)
- BACK-TO-BACK-TO-BACK HOME RUNS** by ANGELS – Kendry Morales, Mike Napoli and Brandon Wood, Sept. 18, 2008 at Oakland (7th Inning)
- BACK-TO-BACK-TO-BACK HOME RUNS** vs. ANGELS – Evan Longoria, Willy Aybar and Dioner Navarro, June 9, 2008 vs. Tampa Bay (2nd Inning)
- THREE HOME RUNS, ONE INNING**, by ANGELS – Kendry Morales, Mike Napoli and Brandon Wood, Sept. 18, 2008 at Oakland (7th Inning)
- THREE HOME RUNS, ONE INNING**, vs. ANGELS – Jorge Cantu, Travis Lee and Jonny Gomes, Aug. 26, 2005 at Tampa Bay (4th Inning)
- FIVE-HIT GAME** by ANGELS – Casey Kotchman, July 23, 2008 vs. Cleveland (5-for-5)
- FIVE-HIT GAME** vs. ANGELS – Placido Polanco, July 27, 2007 vs. Detroit
- FIVE-RBI GAME** or more by ANGELS – Torii Hunter, July 26, 2008 at Baltimore (5 RBI)
- FIVE-RBI GAME** or more vs. ANGELS – Carlos Quentin, May 14, 2008 vs. White Sox (5 RBI)
- THREE STEALS, INDIVIDUAL**, by ANGELS – Chone Figgins, September 2, 2008 at Detroit
- THREE STEALS, INDIVIDUAL**, vs. ANGELS – Tony Womack, July 30, 2005 at New York Yankees
- BATTING FOR THE CYCLE** by ANGELS – Chone Figgins, Sept. 16, 2006 at Texas (5th Angel player/6th time club history)
- BATTING FOR THE CYCLE** vs. ANGELS – Aubrey Huff, June 29, 2007 at Baltimore
- STRAIGHT STEAL OF HOME** by ANGELS – Orlando Cabrera, July 2, 2006 vs. Los Angeles
- STRAIGHT STEAL OF HOME** vs. ANGELS – B.J. Upton, Sept. 17, 2007 vs. Tampa Bay
- TWO HTS SAME INNING, INDIVIDUAL**, by ANGELS – Vladimir Guerrero, August 9, 2008 vs. New York Yankees (8th Inning)



ANGEL STADIUM

2009 ANGELS INFORMATION GUIDE



ANGEL STADIUM

The club renamed its ballpark **Angel Stadium** prior to the 2004 season, following a decision by Edison International to exercise its option to exit its 1998 naming rights agreement.

Renovations to Anaheim Stadium began Oct. 1, 1996, reverting the 30-year old structure back to a baseball-only facility and renamed Edison International Field. The total cost for the stadium renovation was estimated at \$100 million and the project was completed in time for the Angels Opening Day, April 1, 1998.

Anaheim Stadium had been the home of the Angels since their move from Los Angeles following the 1965 season. The stadium opened April 9, 1966, as the California Angels hosted the San Francisco Giants in an exhibition game. The franchise's first American League game was April 19, 1966 vs. the Chicago White Sox. The Los Angeles Angels played at Wrigley Field in 1961 and Chavez Ravine from 1962-65.

The original Anaheim Stadium seated 43,204 (later 43,250). The stadium underwent construction in 1979-80 for additional seating to accommodate the Los Angeles Rams of the NFL. Upon completion in 1981, the stadium seated 65,158 (later 64,593) for baseball. The Rams left Anaheim for St. Louis, MO in 1995. Angel Stadium of Anaheim has a seating capacity of 45,257 for Angels regular season games.

FACTS AND FIGURES

Location Site: 2000 Gene Autry Way, Anaheim, CA (off State College Blvd., between Orangewood Blvd. & Katella Ave., west of 57 freeway)

Design: Three-level structure

Seating Capacity: 45,257

Parking Capacity: Approximately 15,000 automobiles

Construction: Started Aug. 31, 1964. Completed April 8, 1966

Renovations: Started Oct. 1, 1996. Completed March 27, 1998

First Event: Anaheim Angels/Los Angeles Dodgers exhibition baseball game, March 27, 1998.

Stadium Area: 140 acres

Foul Lines: 330 feet

Left Field: 365 feet

Left Field Power Alley: 387 feet

Center Field: 400 feet

Right Field Power Alley: 370 feet*

Right Field: 365 feet*

Outfield Fence Height: Left field to right-center: 8 feet

Right-center to right field: 18 feet

*Right Field and Right Field Power Alley fence raised from 8' to 18' in 1998.

ANGELS' SUPER SYSTEM BY DAKTRONICS, INC.

Prior to the 2004 season, Angel Stadium received a new \$6.5 million integrated video, scoring and advertising display system throughout the ballpark. The system, by Daktronics, Inc., provides entertaining video images on two large outdoor displays with additional stats and information presented on six other full-color light emitting diode (LED) displays. The new displays are: **Main Scoreboard - Right Field...**The right field scoreboard is upgraded with three new electronic displays and new rotating and static advertising panels. The large ProStar® display in the center measures approximately 42 feet high by 67 feet wide (528 pixels by 880 pixels). Two auxiliary LED displays are located on each side of the large video display and measure approximately 12 feet high by 50 feet wide (144 pixels by 656 pixels)... **Auxiliary Video Display - Left Field...**A new structure in left field includes a second large ProStar® video display. Dubbed "Angel Vision", the display has rotating and static advertising panels with a large illuminated Angels logo... **Outfield Wall Display - Right Field...**A large full-color LED display incorporated into the right field fence used for presenting out-of-town game scores, stats and other information... **Fascia Displays - First Base Line, Third Base Line and Home Plate...**Three fascia-mounted ProAd® displays provide additional information for fans, including statistical information, exciting and colorful graphics and animation and advertising messages.

ANGEL STADIUM

2009 ANGELS INFORMATION GUIDE



Other unique features of Angel Stadium include terraced bullpens in the outfield, widened concourses, new restroom and concession areas, a spacious and modernized press box and broadcast booths, family-oriented seating sections, state-of-the-art club-level and dugout-level suites, the Pepsi Perfect Game Pavilion (a youth-oriented interactive game area) and landscaped courtyards (with statues in remembrance of Gene Autry and Michelle Carew).

In addition, Angel Stadium includes three full-service restaurants: The Knothole Club (a sports bar located at the club level down the right field line); The Diamond Club (an upscale restaurant with outdoor seating on the field level behind home plate); and the Home Plate Club (an indoor restaurant on the club level overlooking the main entrance to the ballpark).

The following organizations were involved in implementing the transition of Anaheim Stadium into Angel Stadium: **Walt Disney Imagineering**, which served as the manager of the design and construction; **HOK Sports Facilities Group** and **Robert A.M. Stern Architects**, which were responsible for the architectural planning, design and renovation; and **Turner Construction**, which directed and provided construction services.

STADIUM POLICIES

In order to provide a safe and enjoyable atmosphere for our guests, the following will be enforced at all Angels baseball games:

Inside Angel Stadium:

- Guests are prohibited from bringing any alcoholic beverages into the ballpark.
- Guests are prohibited from carrying cans, bottles, thermoses, ice chests, glass containers, or any other container or object that is deemed to be unsafe, hazardous, or posing a threat of injury to guests, participants, officials, or individuals employed at the ballpark.
- Guests are prohibited from bringing bulk quantities of food into the ballpark, as determined by Angel staff in its sole discretion.
- Guests are prohibited from selling food or beverages of any kind.
- Guests are prohibited from preparing food or beverages of any kind where such preparation necessitates the use of an object or practice deemed to be unsafe, hazardous, or posing a threat of injury to guests, participants, officials, or individuals employed at the ballpark.

Outside Angel Stadium:

- Guests are prohibited from selling food or beverages of any kind.
- Guests are prohibited from preparing food or beverages of any kind where such preparation necessitates the use of an object or practice deemed to be unsafe, hazardous, or posing a threat of injury to guests, participants, officials, or individuals employed at the ballpark.
- Tailgating is only permitted within the designated areas (as depicted by orange lines).
- On-site catering is prohibited.
- Only approved gas/propane barbeques units with fuel valve turn-off may be used. AMC 11.04.095
- No vehicle may occupy more than one parking space. AMC 14.32.140
- Consumption of alcohol is strictly prohibited.

ANAHEIM STADIUM - A LOOK BACK

2009 ANGELS INFORMATION GUIDE



Anaheim Stadium was home to the Angels for 32 years, beginning with an April 9, 1966, exhibition contest vs. the San Francisco Giants and concluding with the final game of the 1997 season, a 4-0 loss to the Texas Rangers, Sept. 28.

After an Aug. 31, 1964 groundbreaking ceremony, Anaheim Stadium was completed in 1966 at a cost of \$24 million. The facility's centerpiece was a giant A-frame scoreboard standing 230 feet high and was the source of the stadium's nickname, "The Big A."

With a seating capacity of 43,250, Anaheim Stadium was built with "Convenience, Comfort and Courtesy" in mind. Narrow foul territory areas and quickly-rising decks gave fans an up-close view of the action. Gradually-inclined ramps, escalators, wide aisles and helpful ushers as well as three surrounding freeways, 26 entrance lanes and 28 exit lanes added to the Big A's accessibility.

Anaheim Stadium underwent construction to enclose the stadium in 1979 for additional seating to accommodate the football Rams. Seating capacity was increased to 64,593 for baseball and more than 70,000 for football. A total of 108 executive style boxes were added to surround the rear of the Club Level. In addition to the Stadium Club, there were two other private dining areas designed for groups — the Stadium Pavilion and the Football Press Box.

At that time, the Big A board was preserved and moved to the edge of the parking lot adjacent to the Orange Freeway behind the right field area.

When the Rams left for St. Louis, Anaheim Stadium's primary tenant remained the Angels, who originally signed a 35-year contract (through 2001). Renovations began Oct. 1, 1996, to revert the 30-year old structure back to a baseball only facility. Total cost for the renovation was estimated at \$100 million.

April 10, 1964 — Anaheim City Council accepts letter of intent in special joint session of Council of Orange County Board of Supervisors, but Supervisors decline to join Anaheim in financing and constructing stadium. City Council unanimously votes to "Go it Alone." Contractor Del Webb pledges to complete stadium before April, 1966 and proceeds with plans, at his own risk, pending final decision of Council. Council authorizes City Manager and City Attorney to draw up lease agreement with Angels and contract for construction of stadium.

Aug. 8, 1964 — Anaheim and Angels sign 35-year lease for stadium.

Aug. 25, 1964 — Purchase of 150 acres completed. By resolution, City Council officially names stadium "Anaheim Stadium."

Aug. 26, 1964 — Anaheim and Del Webb Construction sign contract for construction of stadium to seat about 50,000 at maximum cost of \$16 million.

Aug. 31, 1964 — Groundbreaking for construction of stadium. Angels owner Gene Autry, Del Webb and Anaheim Mayor Odra Chandler shoveled soil in a clearing surrounded by orange groves and corn fields.

Aug. 26, 1965 — Structural steel construction of stadium completed.

Sept. 2, 1965 — Decision made to open with 43,204 seating capacity.

Oct. 1, 1965 — Stadium grass planted.

Oct. 15, 1965 — Last concrete poured.

Nov. 15, 1965 — Installation of seats begins.

Nov. 23, 1965 — Compaction and grading of parking lot begins.

Dec. 8, 1965 — Model of scoreboard is unveiled; Standard Oil Company to finance \$1 million, 230-foot, A-frame scoreboard structure in left field.

Dec. 29, 1965 — Placement of light towers; work on scoreboard begins.

April 9, 1966 — Anaheim Stadium opens in Angels' exhibition vs. San Francisco Giants.

ATTENDANCE

2009 ANGELS INFORMATION GUIDE

In 2008, the Angels finished with a home attendance of 3,336,744, the second highest mark in the AL and fifth highest in the major leagues...The Angels road attendance was 2,399,332, fifth lowest in the circuit...**Home attendance marked the sixth consecutive season over three million fans**, 11th straight season above the two million mark, 25th time in club history, while road attendance figures marked the 16th time over two million fans...The club set home attendance game highs against three opponents and record for largest four-game series on the road (at New York)...Angels season-high attendance at home was 44,260, July 18 vs. Boston...**The club enjoyed 29 sellouts at Angel Stadium in 2008 and own 250 in the history of the renovated ballpark.**

The Angels established their single-game home attendance figure when 64,406 witnessed Game 1 of the 1982 ALCS against Milwaukee, Oct. 5 at Anaheim Stadium. During the ensuing 1983 campaign, the top two regular season crowds in club history were set when 63,132 watched the Angels host Kansas City, July 4, and 63,073 viewed the April 23 game against Baltimore.

	HOME	AWAY	TOTAL
1961 (Wrigley Field)	603,510	712,510	1,316,020
1962 (Chavez Ravine)	1,144,063	861,699	2,005,762
1963	821,015	657,245	1,478,260
1964	760,439	719,631	1,480,070
1965	566,727	756,000	1,322,727
1966 (Anaheim Stadium)	1,400,321	884,181	2,284,502
1967	1,317,713	971,836	2,289,549
1968	1,025,956	912,803	1,938,759
1969	758,388	805,415	1,563,803
1970	1,077,741	976,786	2,054,527
1971	926,373	851,525	1,777,898
1972	744,190	814,630	1,558,820
1973	1,058,206	964,831	2,023,037
1974	917,269	860,552	1,777,821
1975	1,058,163	975,645	2,033,808
1976	1,006,774	1,094,333	2,101,107
1977	1,432,633	1,345,027	2,777,660
1978	1,755,366	1,366,915	3,122,281
1979	2,523,575	1,728,537	4,252,112
1980	2,297,327	1,399,754	3,697,081
1981	1,441,545	831,550	2,273,095
1982	2,807,360	1,897,660	4,705,020
1983	2,555,016	1,882,234	4,437,250
1984	2,402,997	1,723,251	4,126,248
1985	2,567,427	1,793,715	4,361,142
1986	2,655,892	1,685,439	4,341,331
1987	2,696,299	1,877,624	4,573,923
1988	2,340,925	1,894,314	4,235,239
1989	2,647,291	1,970,796	4,618,087
1990	2,555,688	2,042,315	4,598,003
1991	2,416,236	2,336,106	4,752,342
1992	2,065,444	2,117,538	4,182,982
1993	2,057,460	2,286,553	4,344,013
1994	1,512,622	1,577,606	3,090,228
1995	1,748,680	1,871,338	3,620,018
1996	1,820,333	2,105,769	3,926,102
1997	1,767,324	1,820,521	3,587,845
1998 (Edison International Field)	2,519,063	2,234,389	4,753,452
1999	2,253,123	2,203,406	4,464,004
2000	2,066,977	2,272,015	4,338,992
2001	2,000,917	2,499,385	4,500,304
2002	2,305,557	2,143,937	4,449,494
2003	3,061,094	2,177,087	5,238,181
2004 (Angel Stadium of Anaheim)	3,375,677	2,391,458	5,767,135
2005	3,404,686	2,462,630	5,867,078
2006	3,406,790	2,242,532	5,649,322
2007	3,365,632	2,527,958	5,893,590
2008	3,336,747	2,399,332	5,736,079
TOTALS	88,984,918	74,400,355	163,385,273

ANGEL STADIUM GROUND RULES

- Ball striking any forward-facing green padded dugout or photographer well railing is considered a live ball.
- Ball going in, through or over any dugout photographer well is considered dead.
 1. Pitched ball is one (1) base.
 2. Thrown ball is two (2) bases.
- Ball striking guy-wires that support the backstop is considered dead.
 1. Batted ball is dead.
 2. Pitched ball is one (1) base.
 3. Thrown ball is two (2) bases.
- Foul poles and attached screen (yellow) are in fair territory. Ball striking either the pole or attached screen is a home run.
- Batted ball in fair territory getting stuck under the tarp, or field wall pads, is considered dead.
 1. Dead ball, two (2) bases.



ATTENDANCE

2009 ANGELS INFORMATION GUIDE

TOP 10 REGULAR SEASON SELLOUT CROWDS AT ANGEL STADIUM (RENOVATION)

DATE	ATTENDANCE	OPP. / SCORE	DATE	ATTENDANCE	OPP. / SCORE
5/19/07★	44,380	Los Angeles/6-2 win	7/18/08	44,260	Boston/11-3 win
5/18/07	44,342	Los Angeles/6-2 win	8/25/06	44,253	New York/6-5 win
8/22/07	44,326	New York/2-8 loss	6/30/06	44,233	Dodgers/1-6 loss
5/20/07	44,301	Los Angeles/4-1 win	8/27/06	44,225	New York/8-11 loss
8/21/07	44,264	New York/18-9 win	7/2/06	44,223	Dodgers/4-0 win

★ Largest crowd at Angel Stadium of Anaheim during regular season

The club enjoyed 29 sellouts at Angel Stadium in 2008 and own 250 in the history of the renovated ballpark (1998-2008).

OPPONENT RECORDS, GAME AT ANGEL STADIUM

CLUB	ATTENDANCE	DATE	CLUB	ATTENDANCE	DATE
Arizona	37,916	June 12, 1999	Milwaukee	41,423	August 13, 2004
Atlanta	43,919	June 13, 2008	Minnesota	44,064	August 11, 2007
Baltimore	44,027	August 5, 2008	New York (AL)	44,326	August 22, 2007
Boston	44,260	July 18, 2008	New York (NL)	43,721	June 15, 2003
Chicago (AL)	44,135	April 30, 2006	Oakland	44,252	July 25, 2007
Chicago (NL)	43,812	June 13, 2004	Philadelphia	34,037	June 10, 2003
Cincinnati	35,501	June 9, 2002	Pittsburgh	44,010	June 23, 2007
Cleveland	44,020	July 18, 2006	San Diego	44,159	June 18, 2006
Colorado	43,781	June 26, 2006	San Francisco	33,272	July 2, 1998
Detroit	44,042	July 27, 2007	Seattle	44,234	September 23, 2007
Florida	43,883	June 18, 2005	Tampa Bay	44,125	July 15, 2006
Houston	42,232	June 18, 2007	Texas	44,100	July 13, 2007
Kansas City	43,929	May 28, 2005	Toronto	44,021	July 4, 2008
Los Angeles	44,380	May 19, 2007			

ALL-TIME REGULAR SEASON ATTENDANCE

Season:	Total	5,893,590 (2007)
	Anaheim Stadium	2,807,360 (1982)
	Angel Stadium	3,406,790 (2006)
	Road	2,527,958 (2007)
Single Game:	Wrigley Field	19,930 (Aug. 22, 1961, New York-N)
	Dodger Stadium	53,591 (July 13, 1962, New York-N)
	Anaheim Stadium	63,132 (July 4, 1983, Kansas City-D)
	Angel Stadium	44,380 (May 19, 2007, Los Angeles-N)
	Road	60,108 (June 3, 1973, New York-D)
Night Game:	Wrigley Field	19,930 (Aug. 22, 1961, New York)
	Dodger Stadium	53,591 (July 13, 1962, New York)
	Anaheim Stadium	63,073 (April 23, 1983, Baltimore)
	Angel Stadium	44,380 (May 19, 2007, Los Angeles)
	Road	57,762 (April 6, 1977, Seattle)
Day Game:	Wrigley Field	19,722 (May 7, 1961, New York)
	Dodger Stadium	44,912 (June 3, 1962, New York)
	Anaheim Stadium	63,132 (July 4, 1983, Kansas City)
	Angel Stadium	44,301 (May 20, 2007, New York-AL)
	Road	60,108 (June 3, 1973, New York)
Doubleheader:	Wrigley Field	16,297 (April 30, 1961, Kansas City)
	Dodger Stadium	18,902 (May 19, 1965, Minnesota)
	Anaheim Stadium	43,461 (Aug. 5, 1988, Chicago)
	Angel Stadium	43,044 (Sept. 6, 2003, Kansas City)
	Road	58,556 (June 9, 1968, New York)
Season Opener:	Wrigley Field	11,931 (April 27, 1961, Minnesota-D)
	Dodger Stadium	21,864 (April 9, 1963, Boston-N)
	Anaheim Stadium	51,145 (April 26, 1995, Detroit-N)
	Angel Stadium	44,221 (April 7, 2006, New York-N)
	Road	57,762 (April 6, 1977, Seattle-N)
Three-Game Series:	Wrigley Field	59,522 (Aug. 22-24, 1961, New York)
	Dodger Stadium	146,623 (June 1-3, 1962, New York)
	Anaheim Stadium	175,058 (Aug. 11-13, 1989, Oakland)
	Angel Stadium	133,023 (May 18-20, 2007, Los Angeles)
	Road	168,000 (June 15-17, 2007, Los Angeles)
Four-Game Series:	Wrigley Field	15,247 (Aug. 28-30, 1961, Baltimore)
	Dodger Stadium	36,792 (Aug. 30-Sept. 2, 1965, New York)
	Anaheim Stadium	173,347 (July 1-4, 1983, Kansas City)
	Angel Stadium	176,219 (July 21-24, 2005, New York-AL)
	Road	215,776 (July 31-Aug. 3, 2008, New York-AL)

POST-SEASON ATTENDANCE AT ANGEL STADIUM

2002 ALDS.....	45,072	(Oct. 19, 2002-N)	2005 ALDS.....	45,142	(Oct. 4, 2005-N)
	45,067	(Oct. 5, 2002-D)		45,150	(Oct. 5, 2005-N)
2002 ALCS.....	44,234	(Oct. 11, 2002-N)		45,133	(Oct. 10, 2005-N)
	44,830	(Oct. 12, 2002-N)	2005 ALCS.....	44,725	(Oct. 14, 2005-N)
	44,835	(Oct. 13, 2002-D)		44,857	(Oct. 15, 2005-N)
2002 World Series.....	44,603	(Oct. 19, 2002-D)		44,712	(Oct. 16, 2005-N)
	44,584	(Oct. 20, 2002-N)	2007 ALDS.....	45,262	(Oct. 7, 2007-N)
	44,506	(Oct. 26, 2002-N)	2008 ALDS.....	44,997	(Oct. 1, 2008-N)
	44,598	(Oct. 27, 2002-N)		45,354	(Oct. 3, 2008-N)★
2004 ALDS.....	44,608	(Oct. 5, 2004-D)			
	45,118	(Oct. 6, 2004-N)			

★ Largest crowd in Angel Stadium history since 1998.

CLUB HISTORY



ANGELS NOTABLE TRADES

2009 ANGELS INFORMATION GUIDE

DATE	CLUB	ACQUIRED	TRADED	DATE	CLUB	ACQUIRED	TRADED
4/1/61	Chicago (NL)	Lou Johnson, of	Jim McNamy, of	1/28/71	Milwaukee	Gene Brabender, p	Bill Voss, of
4/4/61	New York (AL)	Fritz Brickell, inf	Duke Maas, p	10/5/71	Cleveland	Vada Pinson, of	Alex Johnson, of
5/8/61	New York (AL)	Lee Thomas, of	Tex Clevenger, p			Frank Baker, of	Gerry Moses, c
		Ryne Duren, p	Bob Cerv, of			Alan Foster, p	
		Johnny James, p		11/30/71	Minnesota	Leo Cardenas, inf	Dave LaRoche, p
6/7/61	Detroit	Jim Donohue, p	Jerry Casale, p	12/10/71	New York (NL)	Nolan Ryan, p	Jim Fregosi, inf
						Don Rose, p	
5/15/62	Kansas City	Gordy Windhorn, of	Marlan Caughtry, inf			Leroy Stanton, of	
5/20/62	Minnesota	Don Lee, p	Jim Donohue, p			Andy Kosco, of/inf	Tommy Reynolds, of
7/21/62	Kansas City	Dan Osinski, c	★ Ted Bowsfield, p	1/26/72	Milwaukee	Bob Oliver, of/inf	Tom Murphy, p
12/11/62	Philadelphia	Jacke Davis, of	Earl Averill, c/of	5/5/72	Kansas City	Jerry DaVanon, inf	Ruger Repoz, of
				6/10/72	Baltimore	Paul Ratliff, c	Syd O'Brien, inf
6/15/63	Detroit	Frank Kostro, inf	George Thomas, of	7/28/72	Milwaukee	Ron Clark, c	Joe Azcue, c
		Paul Foytack, p				Jack Hiatt, c	CASH
12/2/63	Cleveland	Barry Latman, p	Leon Wagner, of	7/29/72	Houston	Chris Coletta, of	Andy Kosco, of
			★ Joe Adcock, inf	8/15/72	Chicago (AL)	Bruce Miller, inf	Eddie Fisher, p
				8/17/72	Chicago (AL)	Bruce Kimm, c	
4/28/64	Detroit	Willie Smith, p/of	Julio Navarro, p	11/28/72	Los Angeles	Frank Robinson, of	Andy Messersmith, p
6/4/64	Boston	Lou Clinton, of	Lee Thomas, of			Bill Singer, p	Ken McMullen, inf
6/11/64	Cleveland		Billy Moran, inf			Mike Strahler, p	
	Minnesota	Vic Power, inf	Frank Kostro, inf			Bill Grabarkewitz, inf	
		Lennie Green, of		4/2/73	Cleveland	Bobby Valentine, inf	Leo Cardenas, inf
10/14/64	Milwaukee	Phil Roof, c	★ Dan Osinski, p			Tom McCraw, inf/of	
		Ron Piche, p		4/14/73	San Francisco	Bob Marcano, inf	Bruce Miller, inf
11/21/64	San Francisco	Jose Cardenal, of	Jack Hiatt, c	5/20/73	Texas	Al Gallagher, inf	Jim Spencer, inf
12/3/64	Philadelphia	Costen Shockley, inf	Bo Belinsky, p			Mike Epstein, inf	Lloyd Allen, p
		Rudy May, p				Rich Hand, p	
6/1/65	Houston	Al Spangler, of	Don Lee, p	6/15/73	Cincinnati	Rick Stelmazek, c	★ Thor Skogan, p
6/15/65	Cleveland	★ Bubba Morton, of	Phil Roof, c			Richie Scheinblum, of	★ Terry Wilshusen, p
12/2/65	Baltimore	Norm Siebern, inf	Dick Simpson, of	8/14/73	Philadelphia	★ Denny Doyle, inf	★ Billy Grabarkewitz, inf
12/15/65	Houston	Ed Pacheco, c	Barry Latman, p				★ Aurelio Manteagudo, p
							★ Chris Coletta, of
5/27/66	Los Angeles	Howie Reed, p	Dick Egan, p			Ellie Rodriguez, c	Clyde Wright, of
			★ John Butler, inf	10/22/73	Milwaukee	Skip Lockwood, p	Steve Barber, p
12/2/66	Minnesota	Jimmie Hall, of	Dean Chance, p			Gary Ryerson, p	Ken Berry, of
		Don Mincher, inf	★ Jackie Hernandez, inf			Ollie Brown, of	Art Kusnyer, c
		Pete Cimino, p				Joe Lahoud, of	
12/14/66	San Francisco	Len Gabrielson, of	Norm Siebern, inf	12/6/73	St. Louis	John Andrews, p	Jeff Torborg, c
12/15/66	Los Angeles	Nick Willhite, p	Bob Lee, p				
5/6/67	Chicago (AL)	Bill Skowron, inf	Charles Nash, inf	2/23/74	Kansas City	Barry Raziano, p	Vada Pinson, of
5/10/67	Los Angeles	John Werhas, inf	Len Gabrielson, of	4/30/74	Kansas City	Paul Schaaf, inf	Richie Scheinblum, of
6/10/67	New York (NL)	Jack Hamilton, p	Nick Willhite, p	7/28/74	Chicago (NL)	Horatio Pina, p	Rick Stelmazek, c
6/15/67	Baltimore	Woody Held, inf/of	Marcelino Lopez, p	7/31/74	St. Louis	Bob Hesse, inf	★ Doug Howard, of
			Tom Arruda, p	12/2/74	Boston	Tommy Harper, of	Bob Hesse, inf
6/15/67	Kansas City	Roger Repoz, inf/of	Jack Sanford, p	12/3/74	New York (AL)	Bill Sudakis, inf	Skip Lockwood, p
			Jack Warner, of				
11/29/67	Cleveland	Chuck Hinton, of	Jose Cardenal, of	3/22/75	New York (NL)	Ike Hampton, c	Ken Sanders, p
11/30/67	Cincinnati	Sammy Ellis, p	Bill Kelso, of	6/14/75	Boston	★ Chuck Ross, p	Denny Doyle, inf
			Jorge Rubio, p	9/17/75	San Diego	Gary Ross, p	Bobby Valentine, of
							★ Rudy Meoli, inf
6/15/68	Cleveland	Vic Davalillo, of	Jimmie Hall, of	12/10/75	Texas	Jim Spencer, inf	Bill Singer, p
7/20/68	Chicago (AL)	Wayne Causey, inf	Woody Held, inf/of	12/11/75	New York (AL)	Bobby Bonds, of	Nickey Rivers, of
10/8/68	Cleveland	Eddie Fisher, p	Jack Hamilton, p				Ed Figueroa, of
12/12/68	Kansas City	Hoyt Wilhelm, p	Ed Kirkpatrick, c/of	12/11/75	Chicago (AL)	Bill Melton, inf	Jim Spencer, inf
			Dennis Paepke, c			Steve Dunning, p	Morris Nettles, of
1/20/69	Chicago (AL)	Bill Voss, of	Sammy Ellis, p	1/12/76	St. Louis	Dick Sharon, of	Bill Rothan, p
4/4/69	Cleveland	Andy Rubilotta, p	Chuck Hinton, inf/of	3/3/76	Boston	Dick Drago, p	John Balaz, of
5/14/69	Chicago (AL)	Lou Johnson, of	Bobby Knoop, inf				Dick Sharon, of
		Sandy Alomar, inf		3/21/76	Los Angeles	Orlando Alvarez, of	Dave Macherer, inf
		Bob Fridly, p		5/29/76	St. Louis	Mario Guerrero, inf	Ellie Rodriguez, c
5/30/69	St. Louis	Jim Hicks, of	Vic Davalillo, of	6/6/76	Houston	Terry Humphrey, c	Ed Jordan, c
6/15/69	Boston	Joe Azcue, c	★ Tom Satriano, c			Mike Barlow, p	Ed Herrmann, c
10/24/69	Cincinnati	Mel Queen, p	★ Jim McGlothlin, p	9/3/76	St. Louis	Mike Eastler, of	Ron Farkas, inf
		★ Alex Johnson, of	★ Vern Geshert, p	11/2/76	Cleveland	★ Stan Perzanowski, p	Bill Melton, inf
		★ Chico Ruiz, inf	★ Pedro Borbon, p				
1/14/70	Cincinnati	Jack Fisher, p	Bill Harrelson, p	4/4/77	Pittsburgh	Randy Sealy, p	Mike Eastler, of
			Dan Loomer, inf	5/11/77	Cleveland	Dave LaRoche, p	Bruce Bochte, of
4/27/70	Washington	Ken McMullen, inf	Aurelio Rodriguez, inf			Dave Schuier, p	Sid Monge, p
			Jack Reichardt, of	6/13/77	Baltimore	Dyar Miller, p	Dick Drago, p
7/9/70	Chicago (NL)	Archie Reynolds, p	Juan Pizarro, p	6/15/77	Chicago (AL)	Ken Brett, p	Dick Drago, p
10/11/70	Boston	Roy Conigliaro, of	Ken Tatum, p				Don Krikwood, p
		Tony Jarvis, p	Jarvis Tatum, of	6/15/77	Cincinnati	Gary Nolan, p	John Verhoeven, p
		Gery Moses, c	Doug Griffin, inf	12/5/77	Chicago (AL)	Brian Downing, c	John Flannery, inf
10/21/70	Atlanta	John Burns, c	Marty Perez, inf			Chris Knapp, p	Craig Hendrickson, inf
11/30/70	Chicago (AL)	Ken Berry, of	Jay Johnstone, of			Dave Frost, p	Bobby Bonds, of
		Syd O'Brien, inf	Tom Egan, c	12/8/77	Boston	Don Aase, p	Thad Bosley, of
		Billy Wynne, p	Greg Garrett, p	12/8/77	Toronto	Ron Faily, inf	Dick Dotson, p
		Jim Maloney, p				Butch Alberts, inf	Jerry Remy, inf
							Dale Kelly, c

CLUB HISTORY



ANGELS NOTABLE TRADES

2009 ANGELS INFORMATION GUIDE

DATE	CLUB	ACQUIRED	TRADED	DATE	CLUB	ACQUIRED	TRADED
12/4/78	Minnesota	Dan Ford, of	Ron Jackson, inf Danny Goodwin, c Tony Solaita, inf	4/13/95	Detroit	Tony Phillips, of John Hatyan, p Jim Abbott, p Tim Fortugno, p	Chad Curtis, of Mark Sweeney, of Andrew Lorraine, p Bill Simas, p John Snyder, p McKay Christensen, of Kevin Flora, of ★Russ Springer, p Demond Smith, of
12/5/78	Montreal	CASH		8/9/95	Philadelphia	Dave Gallagher, of	
2/3/79	Minnesota	Rod Carew, inf	Ken Landreaux, of Dave Engle, inf Paul Hartzel, p Brad Havens, p Dave Chalk, inf Floyd Rayford, inf ★Jim Anderson, inf Willie Aikens, inf Rance Mulliniks, inf	8/24/95	Oakland	Mike Aldrete, of	
5/4/79	Texas	Bert Campaneris, inf		1/18/96	New York (NL)	Aaron Ledesma, inf	Kevin Flora, of
6/5/79	Baltimore	Larry Harlow, of		2/15/96	Cleveland	Jason Grimsley, p Pep Harris, p Don Slaught, c Chuck McElroy, p Rick Monteleone, p Pat Borders, c Robert Ellis, p Greg Gohr, p ★Scott Volmer, c Mark Gubicza, p Mike Bovee, p Allen Watson, p Fausto Macey, p Jim Leyritz, c/inf	Brian Anderson, p CASH Lee Smith, p Mike Aldrete, of Ben VanDyne, p Pat Borders, c Damon Easley, inf Don Slaught, c Chili Davis, dh
8/29/79	Seattle	John Montague, p		11/27/96	San Francisco		.J.T. Snow, lb
12/6/79	Kansas City	Al Cowens, of Todd Cruz, inf ★Craig Eaton, p	Al Cowens, of Todd Cruz, inf Rick Miller, of Mark Clear, p Carney Lansford, inf	12/5/96	New York (AL)		★Jeremy Blewitt, p Ryan Kane, inf
5/27/80	Detroit	Jason Thompson, inf		4/14/97	San Francisco	Rich DeLucia, p	★Travis Thurmond, p
6/12/80	Chicago (AL)	Randy Scarbery, p		5/18/97	Chicago (AL)	Tony Phillips, of Chad Kreuter, c Ken Hill, p	Jorge Fábregas, c Chuck McElroy, p Jim Leyritz, c ★Robert Sasser, inf Ryan Hancock, p ★George Arias, inf Aaron Guiel, inf/of Mike Parrish, p Nick Skuse, p
12/10/80	Boston	Rick Burleson, inf Butch Hobson, inf		8/13/97	San Diego	Rickey Henderson, of Stevenson Agosto, p Angelo Encarnacion, c Mike Bell, inf Phil Nevin, inf/of Matt Walbeck, c	Chip Hale, inf Jason Stockstill, p Brian Toleske, c CASH ★Doug Nickle, c CASH ★Matt Garrett, c
1/23/81	Boston	Fred Lynn, of Steve Renko, p	Joe Rudi, inf Frank Tanana, p Jim Dorsey, p Dickie Thorn, inf Jason Thompson, inf	8/23/97	San Diego		Phil Nevin, inf
4/1/81	Houston	Ken Forsch, p		10/31/97	Texas		Keith Volkman, p
4/1/81	Pittsburgh	Ed Ott, c Mickey Mahler, p Tim Foli, inf	Brian Harper, c	11/20/97	Detroit		Tomás Pérez, inf Nathan Haynes, of Jeff DaVanon, of Elvin Nino, p
12/11/81	Pittsburgh		Dan Faind, of	3/30/98	St. Louis	Craig Shipley, inf Charlie O'Brien, c	Jim Edmonds, of
1/28/82	Baltimore	Doug DeCinces, inf Jeff Schneider, p Doug Corbett, p Rob Wilfong, inf	Tom Brumansky, of Mike Walters, p ★Dennis Rasmussen, of Tim Foli, inf Bobby Clark, of	8/7/98	Milwaukee	Jeff Juden, p	Kent Bottenfield, p
5/11/82	Minnesota			8/20/98	Oakland	Gregg Jefferies, inf	Adam Kennedy, inf
8/31/82	New York (AL)	Tommy John, p		8/28/98	Philadelphia	Chad Kreuter, c	Ron Gant, of
12/8/83	New York (AL)	Curt Kaufman, p		9/18/98	Chicago (AL)	Mark Petkovsek, p	Scott Karl, p
12/20/83	Milwaukee	Jim Slaton, p		12/14/98	St. Louis		Wilmy Caceres, inf
8/2/85	Pittsburgh	John Candelaria, p Al Holland, p George Hendrick, of Gary Lucas, p	Mike Brown, of Pat Clements, of Bob Kipper, p Luis Sanchez, p Tim Arnold, c Jerome Nelson, of Robert Sharpnack, p	3/29/99	San Diego	Andy Sheets, inf Gus Kennedy, of Tomás Pérez, inf Nathan Haynes, of Jeff DaVanon, of Elvin Nino, p	Mike Fyhrle, p Darren Blakely, of Wilmy Caceres, inf Mo Vaughn, inf
12/27/85	Montreal			3/30/99	Toronto		Brian Cooper, inf
9/10/85	Oakland	Don Sutton, p		7/29/99	Oakland		Jorge Fábregas, c Johnny Rabeun, inf Pedro Liriano, rhp Scott Schoeneweis, rhp Doug Nickle, rhp
12/19/86	New York (AL)	Butch Wynegar, c	Ron Romanick, p ★Alan Mills, p Bill Merrifield, inf ★Miguel Garcia, p John Candelaria, p	3/30/99	Toronto		Jim Guillen, of
8/29/87	Pittsburgh	Johnny Ray, inf		7/29/99	Oakland		Ramon Ortiz, rhp Wil Nieves, c Dusty Bergman, lhp Ronnie Ray, rhp Steve Finley, of
9/16/87	New York (NL)	Shane Young, p Jeff Richardson, p Dan Petry, p	Gary Pettis, of	3/23/00	St. Louis	Kent Bottenfield, p Adam Kennedy, inf Ron Gant, of Scott Karl, p Wilmy Caceres, inf	Alberto Callaspo, inf Esteban Yan, rhp Jeff Weaver, rhp Kevin Gregg, rhp Brendan Donnelly, rhp
12/5/87	Detroit			7/30/00	Philadelphia		
6/7/88	Cleveland	Brian Dorsett, c	★Colby Ward, p David Holdridge, p Mike Cook, p Rob Wassenaar, p Paul Sorrento, inf Brian Dorsett, c Gus Polidor, inf ★Mark McLemore Colin Charland, p Jeff Manto, inf Claudell Washington, of Rich Monteleone, p Mike Witt, of Devon White, of Willie Fraser, p David Martínez, p	8/22/00	Colorado		
10/3/88	Philadelphia	Lance Parrish, c		12/10/00	Cincinnati		
11/3/88	Minnesota	Bert Blyleven, p Kevin Fudeau, p		3/25/01	Chicago (NL)	Jose Nieves, inf	Mike Fyhrle, p
11/17/88	New York (AL)	Eric Schmidt, p		3/28/01	New York (AL)	Glennell Hill, of	Darren Blakely, of
12/7/88	Milwaukee	Bert Blyleven, p		12/17/01	Tampa Bay	Mickey Callaway, rhp	Kevin Appier, rhp
9/6/89	Cleveland	Ron Tingley, c		1/17/02	Toronto	Brad Fulmer, lb/dh Alex Ochoa, of Sal Fasano, c	Brian Cooper, inf
1/9/90	Cleveland	Scott Bailes, p		7/31/02	Milwaukee		Jorge Fábregas, c Johnny Rabeun, inf Pedro Liriano, rhp Scott Schoeneweis, rhp Doug Nickle, rhp
4/29/90	New York (AL)	Luis Polonia, of		7/29/03	Chicago (AL)	Gary Glover, rhp Tim Lincecum, rhp Scott Dunn, rhp Maicer Izturis, inf Juan Rivera, of Dustin Moseley, rhp Bret Prinz, rhp Jason Christensen, lhp	Jim Edmonds, of
5/11/90	New York (AL)	Dave Winfield, of		11/19/04	Washington		Jose Guillen, of
12/2/90	Toronto	Junior Felix, of Luis Sojo, inf Dave Gallagher, of Mike Hook, p		12/14/04	Cincinnati		Ramon Ortiz, rhp
12/4/90	Baltimore			3/29/05	New York (AL)		Wil Nieves, c
3/14/91	Milwaukee	Dave Parker, lb/DH	Dante Bichetto, of ★Brandy Vann, p Jack Howell, inf Kyle Abbott, lhp Ruben Amaro, Jr., of Mike Fetters, p ★Marcus Moore, p Dave Gallagher, of Dick Schofield, inf	8/30/05	San Francisco		Dusty Bergman, lhp Ronnie Ray, rhp Steve Finley, of
7/30/91	San Diego	Shawn Abery, of		12/21/05	San Francisco	Edgardo Alfonzo, inf	
12/8/91	Philadelphia	Vay Hayes, of		2/28/06	Arizona	Jason Bulger, rhp	Alberto Callaspo, inf
12/10/91	Milwaukee	Chuck Crim, p		5/30/06	Cincinnati	Kyle Edens, rhp	Esteban Yan, rhp
12/10/91	New York (NL)	★Ken Rivers, c		7/25/06	St. Louis	Terry Evans, of	Jeff Weaver, rhp
12/10/91	New York (NL)	Hubie Brooks, of		11/20/06	Florida	Chris Resop, rhp	Kevin Gregg, rhp
4/12/92	New York (NL)	Diego Valera, p		12/15/06	Boston	Phil Seibel, lhp	Brendan Donnelly, rhp
7/30/92	Toronto	★Julian Vazquez, p	Mark Eichhorn, p	7/21/07	New York (AL)	Jeff Kennard, rhp	Jose Molina, c
12/6/92	New York (AL)	Rob Ducey, of Greg Myers, c J.T. Snow, inf Russ Springer, p Jerry Nielsen, p Kelly Gruber, inf CASH	Jim Abbott, p	11/19/07	Chicago (AL)	Jon Garland, rhp	Orlando Cabrera, inf
12/8/92	Toronto	Jeff Tuss, p		7/29/08	Atlanta	Mark Teixeira, inf	Casey Kutchman, inf
1/15/93	Montreal	★Keith Morrison, p	Lee Stevens, inf				Steve Mearl, rhp
12/9/93	New York (AL)	Spike Owen, inf					
3/25/94	San Francisco	Steve Howe, of	Jose Musset, p Bob Gaebe, p Hilly Hathaway, p				
3/29/94	San Diego	Harold Reynolds, 2b	Dwight Smith, of Bob Melvin, c				
6/24/94	Baltimore	★Eck Ortiz, of					
7/23/94	Chicago (AL)	Jeff Schwarz, p					

★Compensation for player who retired

★Designates player to be named later



#1 DRAFT SELECTIONS IN ANGELS HISTORY

2009 ANGELS INFORMATION GUIDE

YEAR	PLAYER	POSITION	MONTH	SIGNED
1965	★ Jim Spencer	First Base	June	Yes
1966	Ronald Cherry	Catcher	January	No
1966	James Vopicka	Shortstop	January (SP)	Yes
1966	James Deneff	Shortstop	June	Yes
1966	★ Andy Messersmith	Pitcher	June (SP)	Yes
1967	David McCormick	Pitcher	January	Yes
1967	★ Tom Murphy	Pitcher	January (SP)	Yes
1967	William Nunn	Catcher	June	Yes
1967	★ Greg Washburn	Pitcher	June (SP)	Yes
1968	Robert Johnson	Pitcher	January	No
1968	Dayle Campbell	First Base	January (SP)	Yes
1968	Lloyd Allen	Pitcher	June	Yes
1968	Larry Hanson	Shortstop	June (SP)	Yes
1969	Randall Bayer	First Base	January	No
1969	Sherwood Hahn	Pitcher	January (SP)	No
1969	★ Alan Bannister	Shortstop	June	No
1969	Robert Beach	Pitcher	June (SP)	No
1970	Paul Sands	Pitcher	January	No
1970	★ John Doherty	Outfielder	January	Yes
1970	★ Paul Dade	3B/DF	June	Yes
1970	Richard Soriano	Outfielder	June (SP)	No
1971	Earl Austin	Third Base	January	Yes
1971	★ Robert Allietta	Catcher	January (SP)	Yes
1971	★ Frank Tanana	Pitcher	June	Yes
1971	John Donovan	Pitcher	June (SPD)	Yes
1971	James Officer	Pitcher	June (SPA)	Yes
1972	★ Thomas Donohue	Catcher	January	Yes
1972	★ Craig Caskey	Pitcher	January (SP)	No
1972	★ Dave Chalk	Third Base	June	Yes
1972	★ Dave Collins	1B/OF	June (SP)	Yes
1973	Randy Smith	Pitcher	January	Yes
1973	Jeff Feramisco	INF/OF	January (SP)	No
1973	Billy Taylor	Outfielder	June	Yes
1973	David Bedrosian	Second Base	June (SP)	No
1974	Lawrence Howser	Shortstop	January	No
1974	David Bedrosian	Second Base	January (SP)	No
1974	★ Mike Miley	Shortstop	June	Yes
1974	★ John Caneira	Pitcher	June (SP)	Yes
1975	★ Willie Aikens	First Base	January	Yes
1975	★ Gil Kubski	Third Base	January (SP)	Yes
1975	★ Danny Goodwin	Catcher	June	Yes
1975	★ Garry Hancock	Outfielder	June (SP)	No
1976	Stephen Tebbetts	Outfielder	January	Yes
1976	Greg Johnson	Pitcher	January (SP)	Yes
1976	★ Ken Landreaux	Outfielder	June	Yes
1976	John Racanelli	Pitcher	June (SP)	Yes
1977	★ Alan Wiggins	Infielder	January	Yes
1977	Robert Healy	Pitcher	January (SP)	Yes
1977	★ Richard Dotson	Pitcher	June	Yes
1977	★ Mike Walters	Pitcher	June (SP)	Yes
1978	Rick Evans	Pitcher	January	No
1978	James Glenn	Outfielder	January (SP)	No
1978	★ Tom Brunansky	Outfielder	June	Yes
1978	Paul Homrig	First Base	June (SP)	No
1979	Dennis Ivy	OF/1B	January	No
1979	★ Otis Nixon	Third Base	January (SP)	No
1979	Choice to San Francisco as compensation for Jim Barr			
1979	Mark Pedersen	Pitcher	June (SP)	Yes
1980	Christopher Ray	Pitcher	January	Yes
1980	Thomas McLaughlin	Pitcher	January (SP)	No
1980	★ Dennis Rasmussen	Pitcher	June	Yes
1980	★ Bill Mooneyham	Pitcher	June (SP)	Yes
1981	Kevin Price	Pitcher	January	Yes
1981	★ Ron Romanick	Pitcher	January (SP)	Yes
1981	★ Dick Schofield	Shortstop	June	Yes
1981	Reggie Montgomery	Outfielder	June (SP)	Yes
1982	Jay Lewis	Pitcher	January	Yes
1982	Kendall Walling	Shortstop	January (SP)	No
1982	★ Bob Kipper	Pitcher	June	Yes
1982	Mark Bauer	Pitcher	June (SP)	No
1983	Steve Lee	Outfielder	January	Yes
1983	★ Brad Arnsberg	Pitcher	January (SP)	No
1983	Mark Doran	Outfielder	June	Yes
1983	Byron Kemmerling	Pitcher	June (SP)	Yes
1984	David Martinez	Pitcher	January	Yes
1984	Robert Auth	Pitcher	January (SP)	No
1984	★ Erik Pappas	Catcher	June	Yes
1984	Erik Tutt	Outfielder	June (SP)	No



#1 DRAFT SELECTIONS IN ANGELS HISTORY

2009 ANGELS INFORMATION GUIDE

YEAR	PLAYER	POSITION	MONTH	SIGNED
1985	John Wilder	Pitcher	January	No
1985	★ Chuck Finley	Pitcher	January (SP)	Yes
1985	★ Willie Fraser	Pitcher	June	Yes
1985#	★ Mike Cook	Pitcher	June	Yes
1985	Gary Nalls	Shortstop	June (SP)	Yes
1986	Brandy Vann	Pitcher	January	Yes
1986	Jeffrey Marr	Pitcher	January (SP)	No
1986	★ Roberto Hernandez	Pitcher	June	Yes
1986	★ Mike Fetters	Pitcher	June	Yes
1986	★ Lee Stevens	First Base	June	Yes
1986	Daryl Green	Pitcher	June	Yes
1987	★ John Orton	Catcher	June	Yes
1987#	★ David Holdridge	Pitcher	June	Yes
1988	★ Jim Abbott	Pitcher	June	Yes
1989	★ Kyle Abbott	Pitcher	June	Yes
1990	Choice to Montreal as compensation for Mark Langston			
1990	★ Phillip Leftwich	Pitcher	June	Yes
1991	★ Eduardo Perez	Outfielder	June	Yes
1991#	★ Jorge Fabregas	Catcher	June	Yes
1992	Pete Janicki	Pitcher	June	Yes
1992#	★ Jeff Schmidt	Pitcher	June	Yes
1993	★ Brian Anderson	Pitcher	June	Yes
1994	★ McKay Christensen	Outfielder	June	Yes
1995	★ Darin Erstad	Outfielder	June	Yes
1996	★ Chuck Abbott	Infielder	June	Yes
1997	★ Troy Glaus	Infielder	June	Yes
1998	★ Seth Etherton	Pitcher	June	Yes
1999	★ John Lackey	Pitcher	June	Yes
2000	Joe Torres	Pitcher	June	Yes
2000#	★ Chris Bootcheck	Pitcher	June	Yes
2001	★ Casey Kotchman	Infielder	June	Yes
2002	★ Joe Saunders	Pitcher	June	Yes
2003	★ Brandon Wood	Infielder	June	Yes
2004	★ Jered Weaver	Pitcher	June	Yes
2005	Trevor Bell	Pitcher	June	Yes
2006	Hank Conger	Catcher	June	Yes
2007	Jonathan Bachanov	Pitcher	June	Yes
2008	Tyler Chatwood	Pitcher	June	Yes

SP - Secondary Phase
 SPA - Secondary Phase Active
 SPD - Secondary Phase Delayed

- Compensation Selection
 ★ - Played in Major Leagues



Photo Credit: Larry Green

Tyler Chatwood... Angels first pick in 2008 free agent draft

CLUB HISTORY



ANGELS AWARD WINNERS

2009 ANGELS INFORMATION GUIDE

A.L. ROOKIE OF THE YEAR

1993—Tim Salmon

A.L. MOST VALUABLE PLAYER

1979—Don Baylor

2004—Vladimir Guerrero

M.L. CY YOUNG

1964—Dean Chance

2005—Bartolo Colon

A.L. BATTING CHAMPION

1970—Alex Johnson

A.L. COMEBACK PLAYER OF THE YEAR

1970—Clyde Wright (The Sporting News)

1986—John Candelaria (The Sporting News)

1986—Rick Burleson (UPI)

1989—Bert Blyleven (The Sporting News & UPI)

1990—Dave Winfield (The Sporting News)

2002—Tim Salmon (The Sporting News)

A.L. ROLAIDS RELIEF PITCHER OF THE YEAR

1967—Minnie Rojas (Fireman of the Year)

1991—Bryan Harvey

2006—Francisco Rodríguez

2008—Francisco Rodríguez

EXECUTIVE OF THE YEAR

1962—Fred Haney (UPI)

MANAGER OF THE YEAR

1962—Bill Rigney (AP & UPI)

2002—Mike Scioscia (BBWAA & Sporting News)

RAWLINGS GOLD GLOVE WINNER

1964—Vic Power, 1b

1966—Bobby Knoop, 2b

1967—Bobby Knoop, 2b &
Jim Fregosi, ss

1968—Bobby Knoop, 2b

1970—Jim Spencer, 1b

1972—Ken Berry, of

1978—Rick Miller, of

1982—Bob Boone, c

1985—Gary Pettis, of

1986—Gary Pettis, of &
Bob Boone, c

1987—Bob Boone, c

1988—Bob Boone, c &
Devon White, of

1989—Devon White, of

1991—Mark Langston, lhp

1992—Mark Langston, lhp

1993—Mark Langston, lhp

1994—Mark Langston, lhp

1995—Mark Langston, lhp &
J.T. Snow, 1b

1996—J.T. Snow, 1b

1997—Jim Edmonds, of

1998—Jim Edmonds, of

2000—Darin Erstad, of

2002—Darin Erstad, of &
Bengie Molina, c

2003—Bengie Molina, c

2004—Darin Erstad, 1b

2007—Orlando Cabrera, ss

2008—Torii Hunter, of

LOUISVILLE SILVER SLUGGER AWARD

1981—Rick Burleson, ss &
Bobby Grich, 2b

1982—Doug DeCinces, 3b &
Reggie Jackson, of

1990—Lance Parrish, c

1995—Tim Salmon, of

2000—Darin Erstad, of &
Troy Glaus, inf

2001—Troy Glaus, inf

2002—Garret Anderson, of

TOPPS ROOKIE ALL-STAR SELECTIONS

YEAR	PLAYER	POSITION	YEAR	PLAYER	POSITION	YEAR	PLAYER	POSITION
1961	Lee Thomas	Outfield	1975	Jerry Remy	Second Base	1993	J.T. Snow	First Base
1962	Bob Rodgers	Catcher	1979	Mark Clear	Pitcher	1994	Brian Anderson	Pitcher
1962	Dean Chance	Pitcher	1986	Wally Joyner	First Base	1995	Garret Anderson	Outfield
1965	Paul Schaal	Third Base	1987	Devon White	Outfield	1997	Jason Dickson	Pitcher
1965	Jose Cardenal	Outfield	1988	Bryan Harvey	Pitcher	2000	Adam Kennedy	Second Base
1965	Marcelino Lopez	Pitcher	1989	Jim Abbott	Pitcher	2000	Bengie Molina	Catcher
1974	Frank Tanana	Pitcher	1993	Tim Salmon	Outfield	2001	Shawn Wooten	Catcher



1970 AL Batting Champ - Alex Johnson



Angels' MVPs, Don Baylor and Vladimir Guerrero



2002 Gold Glove Winners - Darin Erstad and Bengie Molina

2003—Garret Anderson, of
2004—Vladimir Guerrero, of
2005—Vladimir Guerrero, of
2006—Vladimir Guerrero, of
2007—Vladimir Guerrero, of

ANGELS BBWAA AWARD WINNERS

2009 ANGELS INFORMATION GUIDE

YEAR	MVP	ROOKIE	YEAR	MVP	ROOKIE
1961	Ken McBride	Lee Thomas	1984	Brian Downing	Ron Romanick
1962	Leon Wagner	Bob Rodgers	1985	Donnie Moore	Stewart Cliburn
1963	Albie Pearson	Charlie Dees	1986	Mike Witt	Wally Joyner
1964	Dean Chance	Bobby Knoop	1987	Wally Joyner	Devon White
1965	Jim Fregosi	Marcelino Lopez	1988	Chili Davis	Bryan Harvey
1966	Bobby Knoop	Jay Johnstone	1989	Bert Blyleven	Jim Abbott
1967	Jim Fregosi	Rick Clark	1990	Lance Parrish	Lee Stevens
1968	Tom Satriano	Andy Messersmith	1991	Bryan Harvey	Ron Tingley
1969	Jim Fregosi	Ken Tatum	1992	Luis Polonia	Gary DiSarcina
1970	Jim Fregosi & Alex Johnson	Dave LaRoche	1993	Chili Davis	Tim Salmon
1971	Sandy Atomar	Lloyd Allen	1994	Chili Davis	Brian Anderson
1972	Bob Oliver	Lee Stanton	1995	Tim Salmon	Garret Anderson
1973	Frank Robinson	Rudy Meoli	1996	Chili Davis	Darin Erstad
1974	Nolan Ryan	Frank Tanana	1997	Tim Salmon	Jason Dickson
1975	Lee Stanton & Frank Tanana	Jerry Remy	1998	Gary DiSarcina	Jarrod Washburn
1976	Frank Tanana	Paul Hartzell	1999	Garret Anderson	Lou Pote
1977	Bobby Bonds	Rance Mulliniks	2000	Darin Erstad	Bengie Molina
1978	Don Baylor	Carney Lansford	2001	Garret Anderson	David Eckstein
1979	Don Baylor	Mark Clear	2002	Garret Anderson	John Lackey
1980	Jason Thompson	Fred Martinez	2003	Garret Anderson	Francisco Rodriguez
1981	Bobby Grich	Mike Witt	2004	Vladimir Guerrero	Robb Quinlan
1982	Doug DeCinces	Rick Steiner	2005	Bartolo Colon	Ervin Santana
1983	Bob Boone	Daryl Sconiers	2006	Vladimir Guerrero	Jered Weaver
			2007	Vladimir Guerrero	Reggie Willits
			2008	Francisco Rodriguez	Jose Arredondo

ANGELS MOST VALUABLE PLAYER AWARD

Awarded by vote of the players to the Angel(s) who most truly exemplifies the qualities of inspirational leadership, sportsmanship and professional ability.

1962 — Billy Moran	1980 — Bobby Grich & Jason Thompson	1993 — Mark Langston & Tim Salmon
1963 — Jim Fregosi	1981 — Rick Bursleson	1994 — Chili Davis
1964 — Bobby Knoop	1982 — Doug DeCinces	1995 — Tim Salmon
1965 — Bobby Knoop	1983 — Bob Boone	1996 — Troy Percival
1966 — Bobby Knoop	1984 — Juan Beniquez & Brian Downing	1997 — Tim Salmon
1967 — Don Mincher	1985 — Donnie Moore	1998 — Gary DiSarcina
1968 — Bobby Knoop	1986 — Mike Witt	1999 — Garret Anderson
1969 — Jim Fregosi	1987 — Wally Joyner	2000 — Darin Erstad
1970 — Jim Fregosi	1988 — Bob Boone & Johnny Ray	2001 — Garret Anderson
1971 — Ken McMullen	1989 — Bert Blyleven & Chili Davis	2002 — Garret Anderson
1972 — Bob Oliver & Vada Pinson	1990 — Chuck Finley	2003 — Garret Anderson
1973 — Nolan Ryan	1991 — Jim Abbott & Bryan Harvey	2004 — Vladimir Guerrero
1974 — Nolan Ryan	1992 — Luis Polonia	2005 — Bartolo Colon & Chone Figgins
1975 — Mickey Rivers		2006 — Vladimir Guerrero
1976 — Jerry Remy		2007 — Vladimir Guerrero
1977 — Bobby Bonds		2008 — Francisco Rodriguez
1978 — Don Baylor		
1979 — Don Baylor		



Jim Abbott and Jimmie Reese

CLUB HISTORY



AL PLAYER OF THE WEEK WINNERS (54)

2009 ANGELS INFORMATION GUIDE

- 2008 — **FRANCISCO RODRIGUEZ** (August 18-24): Earned honor after recording 50th save in Angels' 129th game — fastest in MLB history.
- 2007 — **VLADIMIR GUERRERO** (April 2-8): Named AL Co-Player of the Week with Alex Rodriguez...Batted .440 (11/25) with a slugging percentage of .880, two doubles, three homers...Posted 10 RBI and 22 total bases.
- 2005 — **VLADIMIR GUERRERO** (Aug. 9-15): Batted .500 (11/22) and led the league in all offensive categories: home runs (five), RBI (13), runs (nine), slugging percentage (1.182), on-base percentage (.593) and total bases (26)... Connected for his third career grand slam.
- 2004 — **JOSE GUILLEN** (May 3-9): Hit .583 (14-24) with 1.125 slugging percentage, .643 on-base pct., eight runs, one double, four home runs and 11 RBI...Led or shared the ML lead in seven categories and posted three straight games with a HR and 3 RBI.
- ADAM KENNEDY** (Aug. 23-29): Led AL with a .619 (13/21) average, a .952 slugging percentage and a .640 on-base percentage for the week...Scored nine runs and posted seven RBI.
- VLADIMIR GUERRERO** (Sept. 27-Oct. 3): Led AL in seven categories: batting average (.560), runs (nine), home runs (six), slugging pct. (1.360), hits (14), on-base pct. (.607) and total bases (34).
- 2003 — **SCOTT SPIEZIO** (May 12-18): Batted .476 (10/21) with four runs scored, four doubles, a triple, two home runs, seven RBI.
- TROY GLAUS** (May 19-25): Named AL Co-Player of the Week for May 19-25...Shared honor with Baltimore's Melvin Mora...Batted .550 (11/20) with four doubles, four home runs and eight RBI.
- GARRET ANDERSON** (July 7-12): Hit safely in all six games of the week, batting .435 (10/23) with six runs scored, three home runs and six RBI.
- 2001 — **TROY GLAUS** (Sept. 21-30): Completed week with a .500 (11/22) average with four runs scored, two doubles, one triple, two home runs, 10 RBI, one stolen base and league leading .593 on base percentage and .955 slugging percentage.
- 2000 — **MO VAUGHN** (May 8-14): Completed week with a .393 (11/28) average, including seven runs scored, three doubles, six home runs, and 11 RBI.
- DARIN ERSTAD** (May 22-28): Completed week with a .481 (13/27) average with eight runs scored, one triple, four home runs, nine RBI and .517 on-base percentage in six games...Led league in home runs, slugging percentage (1.000) and total bases (27).
- DARIN ERSTAD** (July 3-9): Named AL Co-Player of the Week, with Carlos Delgado of Toronto...Batted .560 (14/25) with one home run and seven RBI in seven games...Led league in doubles (7) and owned .607 on-base percentage while slugging .960.
- TIM SALMON** (July 31-Aug. 6): Completed week with a .583 (14/24) average, including five runs scored, four doubles, one triple, two home runs and seven RBI.
- TIM SALMON** (Aug. 21-27): Completed week with a .500 (11/22) average, including six runs scored, two doubles, two home runs and nine RBI.
- 1999 — **TIM SALMON** (April 12-18): Completed week with a .481 (13/27) average, including eight runs scored, four doubles, two home runs, 12 RBI and a .852 slugging percentage.
- MO VAUGHN** (May 10-16): Completed week with a .455 (10/22) average, including five runs, one double, four home runs, 14 RBI and a 1.045 slugging percentage.
- TROY GLAUS** (May 31-June 6): Completed week with a .550 (11/20) average, including six runs scored, two doubles, three home runs, six RBI and a .571 on-base percentage.
- 1998 — **DARIN ERSTAD** (June 8-14): Completed week with a .448 (13/29) average, including seven runs scored, two doubles, one triple, two home runs, four RBI, a .793 slugging percentage and a .467 on-base percentage.
- TIM SALMON** (Aug. 3-9): Completed week with a .480 (12/25) average, including seven runs scored, a double, triple, four home runs, nine RBI and a 1.080 slugging percentage.
- 1997 — **JIM EDMONDS** (May 12-18): Completed week with a .481 (13/27) average, including a double, five home runs, 10 RBI, 11 runs scored, a 1.074 slugging percentage and a .518 on-base percentage.
- CHUCK FINLEY** (July 28-Aug. 3): Completed week with 2-0 record and 1.59 ERA (17 IP + 3 ER) in two starts. Allowed eight hits, walked five and struck out 13 in that span.
- 1996 — **CHUCK FINLEY** (July 22-28): Completed week with 2-0 record and 0.00 ERA (16.2 IP) in two starts. Walked two and struck out 16 in that span. Became sixth Angels pitcher and first left-handed pitcher to win award.
- 1995 — **JIM EDMONDS** (June 12-18): Completed week with a .500 (12/24) average, including a double, two home runs, nine RBI, five runs scored, a .792 slugging percentage and .519 on-base percentage.
- JIM EDMONDS** (July 17-23): Completed week with a .483 (14/29) average, including four home runs, 11 RBI, 13 runs scored, a 1.000 slugging percentage and .529 on-base percentage.
- 1994 — **TIM SALMON** (May 15-21): Completed week with a .593 (16/27) average, including 13 RBI, five home runs, 12 runs scored, a 1.296 slugging percentage and .645 on-base percentage. He also totaled a pair of doubles, a triple and three walks.
- 1993 — **J.T. SNOW** (April 19-25): Co-Player of the Week with Seattle's Chris Bosio. Finished with a .455 (10/24) average, eight runs, four home runs, eight RBI, 24 total bases and a slugging percentage of 1.091.
- J.T. SNOW** (Sept. 27-Oct. 3): Completed week with .444 (12/27) average, three home runs, seven runs scored, six RBI, 23 total bases. In addition to a .852 slugging percentage and a .516 on-base percentage.
- 1992 — **JUNIOR FELIX** (April 27-May 3): Finished with a .375 (9/24) average, six runs scored, a double, home run and 12 RBI.
- 1991 — **DAVE WINFIELD** (April 8-14): Finished with a .409 average (9/22) with four runs scored, three home runs and 12 RBI in addition to a .955 slugging percentage and .391 on base percentage. Recorded five-hit, three HR contest, April 13 vs. Minnesota, establishing a club record for total bases in a game (15).
- WALLY JOYNER** (May 13-19): Completed week with .519 average (14/27) with two doubles, three home runs and 13 RBI in addition to .926 slugging percentage and .589 on-base percentage.
- DAVE WINFIELD** (May 27-June 2): Finished with a .458 average (11/24) with a double, four home runs and 12 RBI. He also recorded a 1.000 slugging percentage and .536 on base percentage.
- 1990 — **BRIAN DOWNING** (Aug. 6-12): Led A.L. with a .688 (11/16) average, including seven runs, three doubles, three home runs and eight RBI. Posted 1.438 slugging percentage and .750 on-base percentage.
- 1989 — **BERT BLYLEVEN** (April 10-16): Posted two complete game wins, one shutout and a 0.50 ERA while limiting Oakland and Seattle to eight hits.
- CHILI DAVIS** (July 31-Aug. 6): Completed week with .448 average (13/29), and three doubles, three home runs and nine RBI. Collected 25 total bases while compiling a .448 on-base percentage and .862 slugging mark.
- 1988 — **JOHNNY RAY** (April 18-24): Totaled 16 hits in 27 at-bats (.593 average), including five runs scored, five doubles, three sacrifice flies and 13 RBI.
- MIKE WITT** (June 13-19): Completed week with 2-0 record in two starts, while not allowing an earned run in 17.2 innings. He also totaled six strikeouts, six walks and 12 hits.
- CHILI DAVIS** (July 4-10): Completed week with a .600 average (15/25), .920 slugging percentage and .645 on-base percentage. In seven games, Davis scored 10 runs, two doubles, two home runs and eight RBI, three of which were game winners.
- WALLY JOYNER** (July 25-31): Co-Player of the Week along with Boston's Roger Clemens. Finished week with 14 hits in 27 at-bats (.519 average), including seven runs scored, three doubles, three home runs and 11 RBI.
- 1987 — **WALLY JOYNER** (April 20-26): Completed week with a .480 average (12/25), five home runs and 13 RBI in seven games. Also recorded 10 runs scored, three sacrifice flies, a .500 on-base percentage and 1.120 slugging mark.
- MIKE WITT** (June 1-7): Was 2-0 in two starts with an 0.95 ERA (19 IP + 2 ER). He also fanned 19, allowed three walks, 12 hits and limited opponents to a .176 overall average.
- 1986 — **DON SUTTON** (June 16-22): Became the 19th player in major league history to join the "300 Win" club as he posted a 5-1 complete-game victory over Texas at Anaheim Stadium, June 18 (Sutton shared laurels with Minnesota's Kent Hrbek).
- DOUG DECIENES** (Aug. 4-10): Finished with a .421 average (8/19), 21 total bases, a double, four home runs, seven runs scored, seven RBI, a .520 on-base percentage and a 1.105 slugging percentage.
- 1985 — **ROD CAREW** (July 29-Aug. 4): Became 16th player in major league history to record 3,000 hits with his third inning single against Minnesota's Frank Viola.
- 1984 — **BOBBY GRICH** (Sept. 10-16): Finished with a .444 average (8/18), reached base 11 consecutive times and tied club record with eight straight hits.
- MIKE WITT** (Sept. 23-30): Became the 13th player in major league history to toss a perfect game as he shut down Texas, 1-0 on the 30th, while striking out 10.
- 1983 — **ROD CAREW** (May 2-8): Hit .474 (9/19) including third four-hit game of season and 48th of his career.
- 1982 — **DOUG DECIENES** (Aug. 2-8): Hit .500 (12/24) with eight home runs including three in one game twice. He scored 10 runs and drove in 12. He finished with a slugging percentage of 1.542.
- 1980 — **MARK CLEAR** (June 30-July 6): 1-0 with four saves in five games without allowing a hit.
- JASON THOMPSON** (July 21-27): Hit .560, slugging 1.040.
- 1979 — **NOLAN RYAN** (April 16-22): Two complete game wins with an ERA of 0.54 for week.
- DON BAYLOR** (July 2-8): Had five HRs and 13 RBI while slugging 1.038. Hit nine HRs in last 11 games.
- DAN FORD** (Aug. 6-12): Tied three Angels records in a single game with eighth consecutive hit, five hits in a game and hit for cycle.
- 1977 — **JOE RUDI** (April 7-11): Hit two HRs, a grand slam, plus three triples for nine RBI and a .333 average.



AL PLAYER OF THE MONTH WINNERS (24)

2009 ANGELS INFORMATION GUIDE

- 2008 — **JOHN LACKEY** (June): Posted a 5-0 record and a 1.16 ERA (38.2 IP - 5 ER) in 5 starts. Struck out 34 batters.
- 2006 — **JOHN LACKEY** (July): Posted a 5-1 record and a 2.08 ERA (43.1 IP - 10 ER) in 6 starts. Struck out 50 batters. Month was highlighted by July 7 start at Oakland. He allowed leadoff double and then retired final 27 batters in a row.
- 2005 — **BARTOLO COLON** (August): Posted a 5-0 record in 6 games and a 1.72 ERA (47.0 IP - 9 ER). Struck out 28 batters.
- 2004 — **VLADIMIR GUERRERO** (September): Batted .371 (39/105) with 24 runs scored, six doubles, a triple, 10 home runs and 23 RBI...Also stole five bases and posted a .733 slugging percentage and a .431 on-base percentage for the month.
- 1998 — **CHUCK FINLEY** (April): Posted 4-0 record with one complete game, one shutout and a 1.54 ERA (46.2 IP - 8 ER) in six starts. Allowed 35 hits (two HR), walked 18 and struck out 44, limiting opponents to a .208 average against (35/168). Led league in ERA for month.
- 1997 — **TIM SALMON** (July): Batted .390 (39/100) with 19 runs scored, six doubles, seven home runs, 32 RBI and 17 walks in 27 games. Led league in RBI and on-base percentage (.483)...Finished second in slugging percentage (.660) and hits (tied).
- CHUCK FINLEY** (July): Co-winner along with Brad Radke of Minnesota. Finished with a 7-0 record, two complete games, one shutout and a 2.26 ERA (51.2 IP - 13 ER) in seven starts. During that span, allowed 42 hits and struck out 58 batters.
- 1995 — **GARRET ANDERSON** (July): Batted .410 (43/105) with 22 runs scored, eight doubles, seven home runs and 35 RBI in 25 games. Average was highest of any player in A.L. Posted .422 on-base percentage and .686 slugging percentage. Marked first rookie to be honored since inception of award.
- 1990 — **CHUCK FINLEY** (July): Co-winner along with Bobby Witt of Texas. Finished with 4-0 record in six games (three complete) and a 1.69 ERA (53.1 IP - 10 ER). During that span, allowed 49 hits and struck out 39 batters.
- 1989 — **CHUCK FINLEY** (May): Posted a 4-0 record and 1.37 ERA with three complete games and one shutout.
- 1988 — **CHILI DAVIS** (July): Finished with a .376 average (35/93), including 19 runs scored, seven doubles, seven home runs and 25 RBI.
- 1987 — **BRIAN DOWNING** (April): Finished with a .352 average (31/88), nine home runs and 22 RBI. Also recorded a .472 on-base percentage, scored 19 runs, had seven doubles and walked 18 times. His nine home runs established a personal-best for a month, while the 22 RBI were the most since recording a career-high 25 in Aug., 1985.
- 1986 — **MIKE WITT** (August): Posted a 5-0 record and 0.21 ERA (43 IP - 1 ER). Struck out 23 while allowing only 17 hits. Opponents hit just .110 (17/155) against him.
- DOUG DECINES** (August): Hit .337 (32/95) with nine home runs and 25 RBI. He scored 16 runs and added 12 base on balls while recording a .684 slugging percentage and .407 on base percentage.
- 1983 — **ROD CAREW** (May): Batted .339 (39/89) with 14 runs and 12 multiple-hit games, including two four-hit and six three-hit efforts.
- 1982 — **GEOFF ZAHN** (April): Finished 4-0 with three complete games, two shutouts and a 1.05 ERA (42.2 IP-5 ER) in five starts.
- DOUG DECINES** (August): Hit .392 (38/97) with 11 home runs and 28 RBI. He scored 21 runs, had an on-base percentage of .459 and an .825 slugging percentage.
- 1980 — **ROD CAREW** (June): Batted .389 with 13 doubles and 16 RBI.
- 1979 — **DON BAYLOR** (May): Drove in 23 runs and scored 21. Hit .354 with seven HRs.
- DON BAYLOR** (July): Set club record for month with 34 runs batted in. Hit .349 with 11 HRs for 79 total bases.
- 1978 — **FRANK TANANA** (April): First major league hurler to win five games in 1978. Was 5-0 with a 2.45 ERA and 17 strikeouts for the month.
- 1977 — **FRANK TANANA** (May): Season's first major leaguer to win eight. Completed all six May starts with 50 strikeouts in 52 innings.
- 1976 — **NOLAN RYAN** (September): Had 6-1 record with six complete games. He fanned 75 for the month including 18 in one game. Had a 1.33 ERA with three shutouts.
- FRANK TANANA** (September): Had a 5-1 record with a 1.27 ERA with 62 strikeouts. Allowed one run in 21 innings pitched against Oakland.

ANGELS ALL-STAR GAME SELECTIONS

- 1961 — Ryne Duren, first game: Ken McBride, both games.
- 1962 — Leon Wagner*, Billy Moran*, Lee Thomas, both games; Bill Rigney (coach), Ken McBride, second game.
- 1963 — Ken McBride*, Leon Wagner*, Albie Pearson*.
- 1964 — Dean Chance*, Jim Fregosi*
- 1965 — Bob Lee.
- 1966 — Bobby Knoop*, Jim Fregosi.
- 1967 — Jim McGlothlin, Don Mincher, Jim Fregosi, Bill Rigney (coach).
- 1968 — Jim Fregosi*.
- 1969 — Jim Fregosi.
- 1970 — Sandy Alomar, Jim Fregosi, Alex Johnson, Clyde Wright, Lefty Phillips (coach).
- 1971 — Andy Messersmith.
- 1972 — Nolan Ryan.
- 1973 — Nolan Ryan, Bill Singer.
- 1974 — Dave Chalk, Frank Robinson, Dick Williams (manager), Whitey Herzog (coach), Freddie Federico (trainer).
- 1975 — Dave Chalk, Nolan Ryan.
- 1976 — Frank Tanana.
- 1977 — Frank Tanana (replaced Dave LaRoche, who replaced Nolan Ryan).
- 1978 — Frank Tanana.
- 1979 — Rod Carew, Bobby Grich, Brian Downing, Don Baylor*, Nolan Ryan*, Mark Clear.
- 1980 — Rod Carew*, Bobby Grich, Bob Clear (coach).
- 1981 — Rod Carew*, Fred Lynn, Rick Bursleson, Ken Forsch, Jimmie Reese (coach).
- 1982 — Rod Carew*, Reggie Jackson* Fred Lynn*, Bobby Grich*.
- 1983 — Rod Carew*, Reggie Jackson*, Fred Lynn*, Doug Decines, Bob Boone.
- 1984 — Rod Carew*, Reggie Jackson*, Rick Smith (trainer).
- 1985 — Donnie Moore.
- 1986 — Wally Joyner*, Mike Witt.
- 1987 — Mike Witt.
- 1988 — Johnny Ray.
- 1989 — Chuck Finley, Devon White, Doug Rader (coach), Marcel Lacheman (coach), Rick Smith (trainer).
- 1990 — Chuck Finley, Lance Parrish.
- 1991 — Bryan Harvey, Mark Langston.
- 1992 — Mark Langston, Jimmie Reese (honorary captain), Rick Turner (bullpen catcher), Ned Bergert (trainer).
- 1993 — Mark Langston*.
- 1994 — Chili Davis.
- 1995 — Gary DiSarcina, Jim Edmonds, Chuck Finley, Lee Smith.
- 1996 — Chuck Finley, Troy Percival.
- 1997 — Jason Dickson, Rick Smith (trainer).
- 1998 — Darin Erstad, Troy Percival.
- 1999 — Troy Percival.
- 2000 — Darin Erstad, Troy Glaus.
- 2001 — Troy Glaus, Troy Percival.
- 2002 — Garret Anderson, Mike Scioscia (coach), Ned Bergert (trainer).
- 2003 — Garret Anderson*, Troy Glaus*, Brendan Donnelly, Mike Scioscia (manager), Joe Maddon (coach), Buddy Black (coach), Mickey Hatcher (coach), Ron Roenicke (coach), Alfredo Griffin (coach), Orlando Mercado (coach)
- 2004 — Vladimir Guerrero*, Francisco Rodriguez, Ned Bergert (trainer).
- 2005 — Garret Anderson, Bartolo Colon, Vladimir Guerrero*.
- 2006 — Vladimir Guerrero*.
- 2007 — Vladimir Guerrero*, Francisco Rodriguez, John Lackey.
- 2008 — Joe Saunders, Ervin Santana, Francisco Rodriguez.
- * Started game.



2003 All Stars in Chicago.



ANGELS IN THE POST-SEASON (1979)

2009 ANGELS INFORMATION GUIDE

1979 CALIFORNIA ANGELS

Following its entry into the American League as an expansion club in 1961, the first post-season berth for the Angels franchise would not occur until 1979. The Angels featured an offense that led the American League in runs scored with 866 and registered a .282 team average, both marks establishing club records.

The magical season, considered by Owner Gene Autry as one of his proudest memories, was led by the MVP season of Don Baylor who recorded a .296 average with 36 home runs, and a league-leading 162 games played, 120 runs scored and 139 RBI. His 28 RBI in April set a league record, while his 34 RBI in July established a club record. Baylor's accomplishments led to his selection as A.L. "Player of the Month" twice in '79.

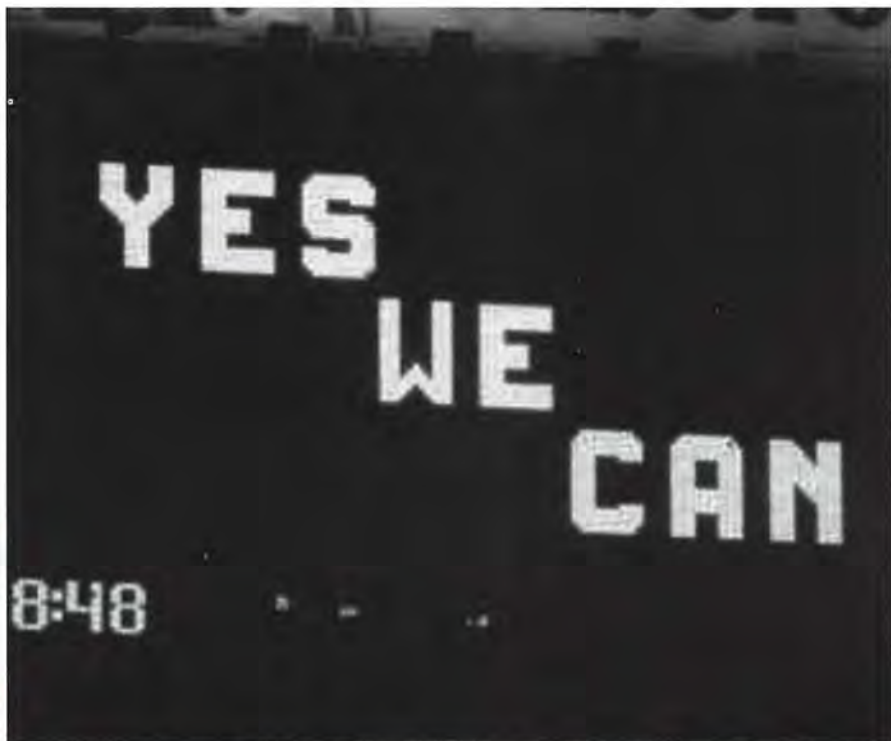
Baylor, Dan Ford (101) and Bobby Grich (101) paced the club in RBI, while Baylor, Ford (100) and Carney Lansford (114) led the club in runs scored. The season would mark the first in an Angels' uniform for future Hall of Famer Rod Carew and the last for another headed to the Hall in Nolan Ryan.

The season featured countless memorable moments, both from an individual and team perspective. During an impressive three-game series prior to the All-Star break, the Angels swept the defending World Champion New York Yankees. Ryan would be denied his fifth no-hitter with the Angels in the ninth inning of a 6-1 win, July 13. Three home runs and a five-run eighth against Cleveland, Aug. 31 aided a 9-8 win that would put the club into first to stay. Frank Tanana was on the mound Sept. 25, collecting a 4-1 division-clinching victory against Kansas City, solidifying the Angels' first trip to the American League Championship Series.

Despite leading in each of the first three games of the ALCS against Baltimore, the Angels were defeated by the Orioles, three games to one. Their performance against a club that finished regular season play with a 102-57 record was more than most expected.

In Game One at Baltimore, pinch-hitter John Lowenstein's three-run homer in the bottom of the 10th was the decisive blow in a 6-3 Baltimore win. California battled back from a 9-1 deficit in Game Two, scoring six runs in the final three innings during a 9-8 loss in Memorial Stadium.

Larry Harlow's dramatic run-scoring double in the bottom of the ninth in Anaheim in Game Three accounted for the only California win as the Orioles, behind Scott McGregor's six-hitter, won Game Four, 8-0.



A slogan often seen and heard during the 1979 campaign.

ANGELS IN THE POST-SEASON (1979)

2009 ANGELS INFORMATION GUIDE

1979 BALTIMORE VS. CALIFORNIA

(BEST-OF-FIVE)

Wednesday, October 3 at Baltimore (N)

California	1	0	1	0	0	1	0	0	0	0	—	3	7	1
Baltimore	0	0	2	1	0	0	0	0	0	3	—	6	6	0

Ryan, Montague (8), and Downing; Palmer, Stanhouse (10) and Dempsey. WP—Stanhouse. LP—Montague. GWRBI—Lowenstein. HR—Ford, Lowenstein.

Time—3:10 Attendance—52,787

Thursday, October 4 at Baltimore (D)

California	1	0	0	0	0	1	1	3	2	—	8	10	1
Baltimore	4	4	1	0	0	0	0	0	x	—	9	11	1

Frost, Clear (2), Aase (8) and Downing; Flanagan, Stanhouse (8) and Dempsey. WP—Flanagan. LP—Frost. SV—Stanhouse. GWRBI—Kelly. HR—Ford, Murray.

Time—2:51 Attendance—52,108

Friday, October 5 at California (N)

Baltimore	0	0	0	1	0	1	1	0	0	—	3	8	3
California	1	0	0	1	0	0	0	0	2	—	4	9	0

D.Martinez, Stanhouse (9) and Skaggs; Tanana, Aase (6) and Downing. WP—Aase. LP—Stanhouse. GWRBI—Harlow. HR—Baylor.

Time—2:59 Attendance—43,199

Saturday, October 6 at California (D)

Baltimore	0	0	2	1	0	0	5	0	0	—	8	12	1
California	0	0	0	0	0	0	0	0	0	—	0	6	0

McGregor and Dempsey; Knapp, LaRoche (3), Frost (4), Montague (7), Barlow (9) and Downing. WP—McGregor. LP—Knapp. GWRBI—Singleton. HR—Kelly.

Time—2:56 Attendance—43,199

ANGELS

Player-Position	G	AB	R	H	2B	3B	HR	RBI	AVG
Davis, ph	2	2	1	1	1	0	0	0	.500
Carew, 1b	4	17	4	7	3	0	0	1	.412
Ford, rf	4	17	2	5	1	0	2	4	.294
Lansford, 3b	4	17	2	5	0	0	0	3	.294
Miller, cf	4	16	2	4	0	0	0	0	.250
Downing, c	4	15	1	3	0	0	0	1	.200
Baylor, dh-lf	4	16	2	3	0	0	1	2	.188
Grich, 2b	4	13	0	2	1	0	0	2	.154
Harlow, lf-ph	3	8	0	1	1	0	0	1	.125
Anderson, ss	4	11	0	1	0	0	0	0	.091
Thon, pr-ss	1	0	1	0	0	0	0	0	.000
Campaneris, ss	1	0	0	0	0	0	0	0	.000
Rettenmund, ph-dh	2	2	0	0	0	0	0	0	.000
Clark, lf	1	3	0	0	0	0	0	0	.000
Totals	4	137	15	32	7	0	3	14	.234

Pitcher	G	IP	H	R	ER	BB	SO	W	L	ERA
Barlow	1	1	0	0	0	0	0	0	0	0.00
Ryan	1	7	4	3	1	3	8	0	0	1.29
Aase	2	5	4	1	1	2	6	1	0	1.80
Tanana	1	5	6	2	2	2	3	0	0	3.60
Clear	1	5.2	4	3	3	2	3	0	0	4.76
LaRoche	1	1.1	2	1	1	1	1	0	0	6.75
Knapp	1	2.1	5	2	2	1	0	0	1	7.71
Montague	2	4	4	4	4	2	2	0	1	9.00
Frost	2	4.1	8	10	9	5	1	0	1	18.69
Totals	4	35.2	37	26	23	18	24	1	3	5.80

No shutouts or saves.



ANGELS IN THE POST-SEASON (1982)

2009 ANGELS INFORMATION GUIDE

1982 CALIFORNIA ANGELS

Considered by many as the best team in club history, the 1982 Angels were a solid group of established veterans and stars. In fact, the club boasted four former American League Most Valuable Players in the lineup (Don Baylor, Rod Carew, Reggie Jackson and Fred Lynn).

The '82 version of the Angels featured a punishing offense that saw nine players register at least 100 hits. Victory was especially satisfying for manager Gene Mauch, who last tasted success with the Philadelphia Phillies in 1964. Despite winning 93 games, the race for post-season play with Kansas City came down to the second to final game of the season when the Angels defeated Texas at home, 6-4.

It was the 1982 Angels, led by Baylor, who asked to have uniform No. 26 retired in order to honor Owner Gene Autry as the 26th player on the club. The gesture came on the final day of the season.

Each of California's nine starting position players registered at least 138 games played while five of them played 150-or-more games (Brian Downing -158, Baylor - 157, Doug DeCinces & Reggie Jackson - 153 and Tim Lincecum - 150).

Outfielder Reggie Jackson, who ended his five tumultuous years with

the Yankees by signing a four-year contract with the Angels, tied for the American League lead in home runs and set an Angels' record with 39. His 101 RBI also led the club.

Mauch's Angels used power and also created the phrase "little ball" as his offense led the A.L. with 114 sacrifice bunts. While Foli (26) and Boone (23) combined for 49 sacrifices, 13 other Angels totaled at least one sacrifice, including Carew and Juan Beniquez, each with 16.

Two crowds of over 64,000 per game watched the Angels jump out to a 2-0 series lead against the Milwaukee Brewers. Baylor's five RBI in Game One led to an 8-3 triumph as left-hander Tommy John tossed a complete-game seven-hitter.

The following night, right-hander Bruce Kison limited Milwaukee to five hits during a 4-2 win in a game played in two hours and six minutes. The Angels had a commanding 2-0 series lead heading to Milwaukee.

With the series seemingly under control, the LCS shifted to County Stadium where the Brewers won Game Three, 5-3, behind a solid outing from Don Sutton. A pair of three-run innings and three California errors resulted in a 9-5 setback in Game Four, setting the stage for a dramatic and decisive Game Five. Cecil Cooper's two-run single in the seventh off Luis Sanchez was the difference in a 4-3 Brewers' series clinching win.

Despite not moving on to the World Series, outfielder Fred Lynn was honored as the series Most Valuable Player with his .611 average (11/18).



Bobby Grich

ANGELS IN THE POST-SEASON (1982)

2009 ANGELS INFORMATION GUIDE

1982 MILWAUKEE VS. CALIFORNIA

(BEST-OF-FIVE)

Tuesday, October 5 at California (D)

Milwaukee	0	2	1	0	0	0	0	0	0	0	0	—	3	7	2
California	1	0	4	2	1	0	0	0	0	x	—	—	8	10	0

Caldwell, Slaton (4), Ladd (7), Bernard (8) and Simmons; John and Boone. WP—John. LP—Caldwell. GWRBI—Baylor. HR—Thomas, Lynn.

Time—2:31 Attendance—64,406

Wednesday, October 6 at California (D)

Milwaukee	0	0	0	0	2	0	0	0	0	0	—	—	2	5	0
California	0	2	1	1	0	0	0	0	0	x	—	—	4	6	0

Vuckovich and Simmons; Kison and Boone. WP—Kison. LP—Vuckovich. GWRBI—Foli. HR—Re. Jackson, Molitor.

Time—2:06 Attendance—64,179

Friday, October 8 at Milwaukee (D)

California	0	0	0	0	0	0	0	3	0	—	—	—	3	8	0
Milwaukee	0	0	0	3	0	0	2	0	x	—	—	—	5	6	0

Zahn, Witt (4), Hassler (7), and Boone; Sutton, Ladd (8) and Simmons. WP—Sutton. LP—Zahn. SV—Ladd. GWRBI—Cooper.

HR—Molitor, Boone.

Time—2:41 Attendance—51,003

Saturday, October 9 at Milwaukee (D)

California	0	0	0	0	0	1	0	4	0	—	—	—	5	5	3
Milwaukee	0	3	0	3	0	1	0	2	x	—	—	—	9	9	2

John, Goltz (4), Sanchez (8), and Boone; Haas, Slaton (8) and Simmons. WP—Haas. LP—John. SV—Slaton. GWRBI—Brouhard.

HR—Baylor, Brouhard.

Time—3:10 Attendance—51,003

Sunday, October 10 at Milwaukee (D)

California	1	0	1	1	0	0	0	0	0	—	—	—	3	11	1
Milwaukee	1	0	0	1	0	0	2	0	x	—	—	—	4	6	4

Kison, Sanchez (6), Hassler (7) and Boone; Vuckovich, McClure (7), Ladd (9) and Simmons. WP—McClure. LP—Sanchez. SV—Ladd.

GWRBI—Cooper. HR—Oglivie.

Time—3:01 Attendance—54,968

ANGELS

Player-Position	G	AB	R	H	2B	3B	HR	RBI	AVG
Ro. Jackson, ph	1	1	0	1	0	0	0	0	1.000
Lynn, cf	5	18	5	11	2	0	1	5	.611
DeCinces, 3b	5	19	5	6	2	0	0	0	.316
Baylor, dh	5	17	2	5	1	1	1	10	.294
Boone, c	5	16	3	4	0	0	1	4	.250
Grich, 2b	5	15	1	3	1	0	0	1	.200
Carew, 1b	5	17	2	3	1	0	0	0	.176
Downing, lf	5	19	3	3	1	0	0	0	.158
Foli, ss	5	16	0	2	0	0	0	1	.125
Re. Jackson, rf	5	18	2	2	0	0	1	2	.111
Beniquez, lf	2	0	0	0	0	0	0	0	.000
Clark, rf	2	0	0	0	0	0	0	0	.000
Totals	5	157	23	40	8	1	4	23	.255

Pitcher	G	IP	H	R	ER	BB	SO	W	L	ERA
Hassler	2	2.2	0	0	0	0	2	0	0	0.00
Kison	2	14	8	4	3	3	12	1	0	1.93
John	2	12.1	11	9	7	6	6	1	1	5.11
Witt	1	3	2	2	2	2	3	0	0	6.00
Sanchez	2	2.2	4	2	2	1	1	0	1	6.75
Goltz	1	3.2	4	3	3	2	2	0	0	7.36
Zahn	1	3.2	4	3	3	1	2	0	1	7.36
Totals	5	42	33	23	20	15	28	2	3	4.29

No shutouts or saves.



ANGELS IN THE POST-SEASON (1986)

2009 ANGELS INFORMATION GUIDE

1986 CALIFORNIA ANGELS

The 1986 campaign was an exciting season featuring some of the most memorable performances in club history. A dramatic American League Championship Series also resulted in one of the most memorable post-seasons in baseball history.

Bolstered by several veterans such as Bob Boone, Rick Burleson, Doug DeCinces, Brian Downing, Bobby Grich and Reggie Jackson, '86 saw the emergence of a young first baseman named Wally Joyner who captivated the baseball world with his solid first-half performance after replacing the legendary Rod Carew.

An eventual runner-up in Rookie of the Year voting behind Jose Canseco, Joyner recorded a .290 average with 22 home runs and 100 RBI. His clutch hitting and spectacular defense made him a favorite among Angels' fans immediately. Fans around the country eventually showed much of the same fondness.

After finishing in second place, one game back, in 1985, the Angels vowed in spring training to make up that one game in '86. Combined with a solid offense, California's starting rotation of Kirk McCaskill (17-10), Mike Witt (18-10), Don Sutton (15-11) and John Candelaria (10-2 in 16 starts) enabled the ballclub to finish with a 92-70 record.

Defense also contributed as the Angels sported two Gold Glove winners in Bob Boone and Gary Pettis, while Dick Schofield played an equally solid shortstop.

On April 26, a game between California and Minnesota was delayed for nine minutes in the Metrodome when strong winds tore a hole in the Metrodome roof, causing suspended lights and speakers to sag toward the field. When the game resumed in the top of the ninth, California struck for a trio of two-run homers and a 7-6 win. On May 14, Jackson homered off Boston's Roger Clemens to move past Mickey Mantle on the all-time list with 537. Wally Joyner broke up Walt Terrell's bid for a no-hitter with two out in the ninth during a 3-0 loss. For the second time in his career, Jackson hit three home runs in a game, Sept. 18 vs. Kansas City. At the age of 40 years and four months, he joined Stan Musial and Babe Ruth as the only 40-plus players to accomplish the feat.

The excitement of the regular season spilled into the ALCS as the Angels jumped out to a 3-1 series lead over Boston. An incredible come-from-behind win in Game 4 by California after trailing 3-0 in the bottom of the ninth enabled the Angels to find themselves one game away from the World Series.

With the Angels leading 5-2 in the ninth inning of Game 5, the Red Sox staged one of the most improbable comebacks in post-season history, winning 7-6 in 11 innings. After Don Baylor's ninth-inning home run pulled Boston to 5-4, Dave Henderson slammed a two-run homer off reliever Donnie Moore for a 6-5 lead. The Angels were within one strike of victory.

Despite having the score tied in the bottom of the ninth, the Red Sox were able to squeeze out of a bases-loaded, one-out situation and send the game into extra-innings. The Angels were unable to regain their magic in Games 6 & 7 in Boston as the Red Sox advanced to the World Series where they would later experience some of the same heartbreak that befell the Angels.



1986 California Angels

ANGELS IN THE POST-SEASON (1986)

2009 ANGELS INFORMATION GUIDE

1986 ALCS BOSTON VS. CALIFORNIA

(BEST-OF-SEVEN)

Tuesday, October 7 at Boston (N)

California	0	4	1	0	0	0	0	3	0	—	8	11	0
Boston	0	0	0	0	0	1	0	0	0	—	1	5	1

Witt and Boone; Clemens, Sambito (8), Stanley (8) and Gedman. WP—Witt. LP—Clemens. GWRBI—Jones.
Time—2:52 Attendance—32,993

Wednesday, October 8 at Boston (D)

California	0	0	0	1	1	0	0	0	0	—	2	11	3
Boston	1	1	0	0	1	0	3	3	x	—	9	13	2

McCaskill, Lucas (8), Corbett (8) and Boone; Hurst and Gedman. WP—Hurst. LP—McCaskill. GWRBI—Dw. Evans. HRs—Joyner, Rice.
Time—2:47 Attendance—32,786

Friday, October 10 at California (D)

Boston	0	1	0	0	0	0	0	2	0	—	3	9	1
California	0	0	0	0	0	1	3	1	x	—	5	8	0

Boyd, Sambito (7), Schiraldi (8) and Gedman; Candelaria, Moore (8) and Boone. WP—Candelaria. LP—Boyd. SV—Moore. GWRBI—Schofield. HRs—Schofield, Pettis.
Time—2:48 Attendance—64,206

Saturday, October 11 at California (D)

Boston	0	0	0	0	0	1	0	2	0	0	0	—	3	6	1
California	0	0	0	0	0	0	0	0	3	0	1	—	4	11	2

Clemens, Schiraldi (9) and Gedman; Sutton, Lucas (7), Finley (8), Corbett (8), Boone and Narron (11).
WP—Corbett. LP—Schiraldi. GWRBI—Grich. HR—DeCinces.
Time—3:50 Attendance—64,223

Sunday, October 12 at California (D)

Boston	0	2	0	0	0	0	0	0	4	0	1	—	7	12	0
California	0	0	1	0	0	2	2	0	1	0	0	—	6	13	0

Hurst, Stanley (7), Sambito (9), Schiraldi (11) and Gedman; Witt, Lucas (9), Moore (9), Finley (11), Boone and Narron (10). WP—Crawford. LP—Moore. S—Schiraldi. GWRBI—D. Henderson.
HRs—Gedman, Baylor, D. Henderson, Boone, Grich.
Time—3:54 Attendance—64,223

Tuesday, October 14 at Boston (D)

California	2	0	0	0	0	0	1	1	0	—	4	11	1
Boston	2	0	5	0	1	0	2	0	x	—	10	16	1

McCaskill, Lucas (3), Corbett (4), Finley (7), Boone and Narron (8); Boyd, Stanley (8) and Gedman. WP—Boyd. LP—McCaskill.
GWRBI—Barrett. HR—Downing.
Time—3:23 Attendance—32,998

Wednesday, October 15 at Boston (D)

California	0	0	0	0	0	0	0	1	0	—	1	6	2
Boston	0	3	0	4	0	0	1	0	x	—	8	8	1

Candelaria, Sutton (4), Moore (8) and Boone; Clemens, Schiraldi (8) and Gedman. WP—Clemens.
LP—Candelaria. GWRBI—Gedman. HRs—Rice, Dw. Evans.
Time—2:39 Attendance—33,001

ANGELS

Player-Position	G	AB	R	H	2B	3B	HR	RBI	AVG
Boone, c	7	22	4	10	0	0	1	2	.455
Burleson, ph-dh-2b	4	11	0	3	0	0	0	0	.273
DeCinces, 3b	7	32	2	9	3	0	1	3	.281
Downing, lf	7	27	2	6	0	0	1	7	.222
Grich, 2b-1b	6	24	1	5	0	0	1	3	.208
Hendrick, rf-1b	3	12	0	1	0	0	0	0	.083
Howell, ph	2	1	0	0	0	0	0	0	.000
Re. Jackson, dh	6	26	2	5	2	0	0	2	.192
Jones, rf-pr	6	17	4	3	1	0	0	2	.176
Joyner, 1b	3	11	3	5	2	0	1	2	.455
Narron, c-ph	4	2	1	1	0	0	0	0	.500
Pettis, cf	7	26	4	9	1	0	1	4	.346
Schofield, ss	7	30	4	9	1	0	1	2	.300
White, rf-pr	4	2	2	1	0	0	0	0	.500
Wilfong, 2b-ph	4	13	1	4	1	0	0	2	.308
Totals	7	256	30	71	11	0	7	29	.277

Pitcher	G	IP	H	R	ER	BB	SO	W	L	ERA
Candelaria	2	10.2	11	8	1	6	7	1	1	0.84
Corbett	3	6.2	9	4	4	2	2	1	0	5.40
Finley	3	2	1	0	0	1	0	0	0	0.00
Lucas	4	2.1	3	3	3	1	2	0	0	11.57
McCaskill	2	9.1	16	13	8	5	7	0	2	7.71
Moore	3	5	8	4	4	2	0	0	1	7.20
Ruhle	1	.2	2	2	1	0	0	0	0	13.50
Sutton	2	9.2	6	2	2	1	4	0	0	1.86
Witt	2	17.2	13	5	5	2	8	1	0	2.55
Totals	7	64	69	41	28	19	31	3	4	3.94

No shutouts. Saves—Moore.

CARE HISTORY



ANGELS IN THE POST-SEASON (2002)

2009 ANGELS INFORMATION GUIDE

2002 SEASON:

The Angels finished the 2002 campaign with a 99-63 record, claiming the AL Wild Card, finishing four games behind Oakland in the AL West...99 wins marked the most victories in a season in club history (surpassing 93 in 1982)...On April 23, Angels sat at 6-14 (worst start in club history after 20 games), 10.5 games behind Seattle...After that, Angels were 44 games above .500 (93-49) over their last 142 games...Angels tallied 43 comeback wins, 12 when trailing after six innings...Club posted three win streaks of eight-or-more games marking first time in club history...Halos finished first in the American League with a club record .282 batting average (also 1979)...Angels finished with a 3.69 ERA, ranking second in the AL (Oakland, 3.68) and ranked first in the AL in saves with a club record 54...Troy Percival led the way with 40 saves...Relievers posted a 27-16 mark and 2.98 ERA, the best ERA in the AL and second in the majors (Atlanta)...Jarrod Washburn set a club record for road wins (13) and the longest win streak in a season (12, April 19-July 21)...Garret Anderson finished with a .306 average (194/638), 93 runs scored, 56 doubles, three triples, 29 home runs, 123 RBI, 30 walks and six stolen bases in 158 games to be named as team MVP, finishing fourth in AL MVP voting.


POST-SEASON:

ALDS - In their first post-season appearance in 16 years, the Angels defeated the New York Yankees in the Division Series (three games to one) to claim the first post-season series victory in club history...Angels dropped Game 1 in New York before rolling off three consecutive wins to move to the ALCS...The Halos' offense scored 31 runs in four games and hit .376 (56-for-149), a record for a team in any post-season series...In Game 1, Troy Glaus became the first Angel to collect two home runs in a post-season game and seventh player in major league history to accomplish the feat in his first career playoff game...Francisco Rodriguez became the second pitcher in major league history to win two playoff games before the age of 21 (also Fernando Valenzuela in 1981)...Rodriguez also became the first pitcher in ML history to win two post-season games without owning a regular season victory...In Game 4, the club set a Division Series single-inning record with eight runs on a major league post-season record 10 hits (also set by Philadelphia's A's in Game 4 of 1929 World Series) during the fifth frame.

ALCS - The Angels defeated the Minnesota Twins (four games to one) to claim their first ever AL Pennant and earn a spot in the Fall Classic...The franchise, which was established in 1961, had been tied with the Senators/Rangers franchise for longest tenure by an expansion team without reaching the World Series...It marked the first time in the history of the best-of-seven format that a team won four straight games after losing the opener in a LCS...Francisco Rodriguez became the first pitcher in major league history to win his first three games in post-season play...In Game 5, the Angels scored 10 runs on 10 hits in the 7th inning establishing or tying several post-season records during the frame, including post-season marks for runs in an inning, singles in an inning and plate appearances in an inning...Adam Kennedy was named Most Valuable Player of the ALCS, the second Angel to be named ALCS MVP (also Fred Lynn in 1982 ALCS, the only MVP in ALCS history from the losing team)...Kennedy became the third player in history to hit three home runs in an LCS contest in Game 5, the sixth time in post-season history that a player homered three times in a contest...The Angels' bullpen combined to allow four runs 14.1 innings in the series, fanning 18 batters...Minnesota's bullpen gave up 10 runs in Game 5 and allowed 16 runs in the last seven innings of work...Angels' pitchers did not allow a HR in the series.

World Series - The All-California Series matched the Angels with the San Francisco Giants in the 99th edition of the Fall Classic...42 years of waiting for a World Series crown came to a close for Angels fans in Game 7 when Darin Erstad caught Kenny Lofton's fly ball with two on and two out in the top of the ninth inning to preserve the Angels 4-1 series clinching victory in front of 44,598 raucous fans...Game 7 win was keyed by Garret Anderson's three-run double in the third inning...John Lackey received the win in the final game, becoming just the second rookie pitcher since to win Game 7 of the World Series (also accomplished by Babe Adams with Pittsburgh in 1909)...At 20 years, 286 days, Francisco Rodriguez became the youngest pitcher ever to win a World Series contest in Game 2...The win was his fifth of the post-season, tying Randy Johnson (2001) for the most ever in a single post-season...In Game 6, the Angels' 6-5 comeback win was the biggest ever by a team facing Series elimination...It marked the second time in the '02 post-season the club overcame a five-run deficit to win (also trailed 6-1 in Game 3 of ALDS to NYY and won 9-6), the first team ever to rally from two five-run deficits in a single post-season...With his three-run HR in the seventh inning of Game 6, Scott Spiezio tied Cleveland's Sandy Alomar Jr. (1997) for the most RBI (19) in a single post-season...Angels' manager Mike Scioscia became the 28th individual to play for and manage a World Series Championship team...The Angels became the first team since the 1912 Boston Red Sox to win the World Series with no players on the roster with previous World Series experience...Angels third baseman Troy Glaus was named MVP of the 2002 Fall Classic after hitting .385 (10/26) with seven runs, three doubles, three home runs and eight RBI in seven games...He was the sixth player to hit a pair of home runs in his first World Series game.

Did You Know? The Angels finished with an 8-1 record at home during post-season play in 2002.



A jubilant Troy Percival and Bengie Molina commence celebration of the Angels' first world title.

ANGELS IN THE POST-SEASON (2002)

2009 ANGELS INFORMATION GUIDE



2002 ALDS RECAP ANAHEIM ANGELS VS. NEW YORK YANKEES

Oct. 1-5, 2002
Best of Five



GAME 1 - Tuesday, October 1 at Bronx (N)

ANAHEIM	0	0	1	0	2	1	0	1	0	—	5	12	0
NEW YORK	1	0	0	2	1	0	0	4	X	—	8	8	1

E: Posada, DP: Anaheim 4; New York 2. LOB: Anaheim 8; New York 0. HR: Jeter (off Washburn), Giambi (off Washburn), White (off Washburn), Glaus 2 (off Clemens, off Mendoza), Williams (off Donnelly). SB: Erstad, Eckstein: Soriano. S: Erstad. GDP: Anderson, Fullmer; Williams, Soriano, Posada, Giambi. WP - Karsay. LP - Weber, S - Rivera.

T—3:27 A—56,710

GAME 2 - Wednesday, October 2 at Bronx (N)

ANAHEIM	1	2	1	0	0	0	0	3	1	—	8	17	1
NEW YORK	0	0	1	2	0	2	0	0	1	—	6	12	1

E: Gil; Jeter. DP: New York 1. LOB: Anaheim 8; New York 11. HR: Salmon (off Pettitte), Spiezio (off Pettitte), Jeter (off Appier), Soriano (off Rodriguez), Anderson (off Hernandez), Glaus (off Hernandez). SB: Figgins. SF: Kennedy. HB: by Appier (Mondesi), by Percival (Soriano). WP - Rodriguez.

LP - Hernandez, S - Percival.

T—4:11 A—56,695

GAME 3 - Friday, October 4 at Anaheim (N)

NEW YORK	3	0	3	0	0	0	0	0	0	—	6	6	0
ANAHEIM	0	1	2	1	0	1	1	3	X	—	9	12	0

LOB: New York 6; Anaheim 8. HR: Kennedy (off Mussina), Salimon (off Karsay). SB: Kennedy. S: B Molina, Eckstein. SF: Posada, Ventura; Kennedy.

HB: by Mussina (Glaus), by Weaver (Eckstein); by Ortiz (Mondesi). WP: Ortiz. WP - Rodriguez, LP - Stanton, S - Percival.

T—3:52 A—45,072

GAME 4 - Saturday, October 5 at Anaheim (D)

NEW YORK	0	1	0	0	1	1	1	0	1	—	5	12	2
ANAHEIM	0	0	1	0	8	0	0	0	0	—	9	15	1

E: Soriano, Wells; Glaus. DP: New York 2; Anaheim 2. LOB: New York 11; Anaheim 6. HR: Wooten (off Wells), Posada (off Donnelly). S: B Molina.

SF: Jeter. GDP: Williams, Ventura; Erstad 2. HB: by Washburn (Giambi). WP: Rodriguez. WP - Washburn, LP - Wells.

T—3:37 A—45,067

ANGELS 2002 DIVISION SERIES STATISTICS

PLAYER	AVG	G	AB	R	H	TB	2B	3B	HR	RBI	SH	SF	HP	BB	IBB	SO	SB	CS	GT	DP	E
Anderson,G	.389	4	18	5	7	12	2	0	1	4	0	0	0	1	0	3	0	0	1	0	0
Eckstein,D	.278	4	18	2	5	5	0	0	0	1	1	0	1	0	0	0	1	0	0	0	0
Erstad,D	.421	4	19	4	8	10	2	0	0	2	1	0	0	0	0	1	1	0	2	0	0
Figgins,D	.000	1	0	1	0	0	0	0	0	0	0	0	0	0	0	0	0	0	0	0	0
Fullmer,B	.286	3	7	1	2	3	1	0	0	0	0	0	0	1	1	1	0	0	1	0	0
Gil,B	.800	2	5	1	4	4	0	0	0	1	0	0	0	0	0	0	0	0	0	0	1
Glaus,T	.313	4	16	4	5	14	0	0	3	3	0	0	1	1	1	3	0	0	0	0	1
Kennedy,A	.500	4	8	4	4	8	1	0	1	3	0	2	0	1	0	2	1	0	0	0	0
Molina,B	.267	4	15	0	4	6	2	0	0	2	2	0	0	0	0	1	0	0	1	0	0
Molina,J	.000	0	0	0	0	0	0	0	0	0	0	0	0	0	0	0	0	0	0	0	0
Dochoa,A	.000	3	0	0	0	0	0	0	0	0	0	0	0	0	0	0	0	0	0	0	0
Palmeiro,O	.000	0	0	0	0	0	0	0	0	0	0	0	0	0	0	0	0	0	0	0	0
Salmon,T	.263	4	19	3	5	12	1	0	2	7	0	0	0	1	0	5	0	0	0	0	0
Spiezio,S	.400	4	15	2	6	10	1	0	1	6	0	0	0	2	0	1	0	0	0	0	0
Wooten,W	.667	3	9	4	6	9	0	0	1	2	0	0	0	0	0	1	0	0	0	0	0
TOTALS	.376	4	149	31	56	93	10	0	9	31	4	2	2	7	2	18	4	0	5	2	

PITCHER	W	L	ERA	G	GS	CG	GF	SHO	SV	IP	H	R	ER	HR	HB	BB	IBB	SO	WP	BK	OPP	AVG
Appier,K	0	0	5.40	1	1	0	0	0	0	5.0	5	3	3	1	1	3	0	3	0	0	.250	
Donnelly,B	0	0	13.50	3	0	0	1	0	0	2.0	3	3	3	2	0	1	0	2	0	0	.333	
Lackey,J	0	0	0.00	1	0	0	0	0	0	3.0	3	0	0	0	0	1	0	3	0	0	.250	
Ortiz,R	0	0	20.25	1	1	0	0	0	0	2.2	3	6	6	1	4	0	1	1	1	0	.333	
Percival,I	0	0	5.40	3	0	0	3	0	2	3.1	6	2	2	0	1	0	4	0	0	0	.375	
Rodriguez,F	2	0	3.18	3	0	0	0	0	0	5.2	2	2	2	1	0	2	0	8	1	0	.105	
Schoenweis,S	0	0	27.00	3	0	0	0	0	0	1.2	1	1	0	0	0	0	0	0	0	0	.667	
Shields,R	0	0	---	0	0	0	0	0	0	0.0	0	0	0	0	0	0	0	0	0	0	.000	
Washburn,J	1	0	3.75	2	2	0	0	0	0	12.0	12	6	5	3	1	3	0	4	0	0	.286	
Weber,B	0	1	18.00	2	0	0	0	0	0	1.0	2	2	2	0	0	2	0	0	0	0	.400	
TOTALS	3	1	6.17	4	4	0	4	0	2	35.0	38	25	24	7	4	16	0	25	2	0	.281	

CLUB HISTORY



ANGELS IN THE POST-SEASON (2002)

2009 ANGELS INFORMATION GUIDE



2002 WORLD SERIES RECAP SAN FRANCISCO GIANTS VS. ANAHEIM ANGELS



Oct. 19-27, 2002
Best of Seven

GAME 1 - Saturday, October 19 at Anaheim (N)

SAN FRANCISCO	0	2	0	0	0	2	0	0	0	0	—	4	6	0
ANAHEIM	0	1	0	0	0	2	0	0	0	0	—	3	9	0

LOB: San Francisco 5; Anaheim 8. HR: Bonds (off Washburn), Sanders (off Washburn), Snow (off Washburn); Glaus 2 (off Schmidt).
SB: Fullmer.
SH: Lofton. WP - Schmidt, LP - Washburn, S - Nen.
T—3:44 A—44,603

GAME 2 - Sunday, October 20 at Anaheim (N)

SAN FRANCISCO	0	4	1	0	4	0	0	0	1	—	10	12	1
ANAHEIM	5	2	0	0	1	1	0	2	X	—	11	16	1

E: Lofton; Anderson. DP: San Francisco 1; Anaheim 1. LOB: San Francisco 4; Anaheim 5. HR: Kent (off Appier), Sanders (off Appier).
Bell (off Appier), Salmon 2 (off Ortiz, FeRodriguez), Bonds (off FrRodriguez), SB: Sanders; Fullmer, Spiezio. SF: Spiezio. GDP: BMolina.
PB: Santiago. WP - FrRodriguez, LP - FeRodriguez, S - Percival.
T—3:57 A—44,584

GAME 3 - Tuesday, October 22 at San Francisco (N)

ANAHEIM	0	0	4	4	0	1	0	1	0	—	10	16	0
SAN FRANCISCO	1	0	0	0	3	0	0	0	0	—	4	6	2

E: Bell, Santiago. DP: Anaheim 1; San Francisco 1. LOB: Anaheim 15; San Francisco 7. HR: Aurilia (off RaOrtiz), Bonds (off RaOrtiz).
SB: Erstad, Salmon; Lofton. S: Hernandez. GDP: Spiezio; Bell. HB: by Fultz (Kennedy). WP - RaOrtiz, LP - Hernandez.
T—3:37 A—42,707

GAME 4 - Wednesday, October 23 at San Francisco (N)

ANAHEIM	0	1	2	0	0	0	0	0	0	—	3	10	1
SAN FRANCISCO	0	0	0	0	3	0	0	1	X	—	4	12	1

E: Salmon; Bell. DP: Anaheim 3; San Francisco 3. LOB: Anaheim 5; San Francisco 8. HR: Glaus (off Rueter). SB: Goodwin. CS: Bell. SF: Eckstein; Kent. PB: BMolina. WP - Worrell, LP - FrRodriguez, S - Nen.
T—3:02 A—42,703

GAME 5 - Thursday, October 24 at San Francisco (N)

ANAHEIM	0	0	0	0	3	1	0	0	0	—	4	10	2
SAN FRANCISCO	3	3	0	0	0	2	4	4	X	—	16	16	0

E: Erstad, Glaus. LOB: Anaheim 9; San Francisco 8. HR: Kent 2 (off Weber, off Shields), Aurilia (off Shields). SB: Eckstein. S: Schmidt.
Shirjo. SF: Erstad; Santiago, Sanders. HB: by Weber (Bell). WP: Schmidt. WP - Zerbe, LP - Washburn.
T—3:53 A—42,713

GAME 6 - Saturday, October 26 at Anaheim (N)

SAN FRANCISCO	0	0	0	0	3	1	1	0	0	—	5	8	1
ANAHEIM	0	0	0	0	0	0	3	3	X	—	6	10	1

E: Bonds; BMolina. DP: San Francisco 1; Anaheim 1. LOB: San Francisco 6; Anaheim 6. HR: Dunston (off Appier), Bonds (off FrRodriguez), Spiezio (off FeRodriguez), Erstad (off Worrell). SB: Lofton 2. S: JMolina. GDP: Santiago; Anderson. WP: FrRodriguez. WP - Donnelly. LP - Worrell, S - Percival.
T—3:48 A—44,506

GAME 7 - Sunday, October 27 at Anaheim (N)

SAN FRANCISCO	0	1	0	0	0	0	0	0	0	—	1	6	0
ANAHEIM	0	1	3	0	0	0	0	0	X	—	4	5	0

DP: San Francisco 1. LOB: San Francisco 9; Anaheim 6. S: Erstad. SF: Sanders. HB: by Hernandez (Salmon). WP - Lackey, LP - Hernandez, S - Percival. T—3:16A—44,598

CLUB HISTORY



ANGELS IN THE POST-SEASON (2002)

2009 ANGELS INFORMATION GUIDE

ANGELS 2002 WORLD SERIES STATISTICS

PLAYER	AVG	G	AB	R	H	TB	2B	3B	HR	RBI	SH	SF	HP	BB	IBB	SO	SB	CS	DP	E	GI
Anderson,G	.281	7	32	3	9	10	1	0	0	6	0	0	0	0	0	3	0	0	1	1	
Eckstein,D	.310	7	29	6	9	9	0	0	0	3	0	1	0	3	0	2	1	0	0	0	
Erstad,D	.300	7	30	6	9	15	3	0	1	3	1	1	0	1	0	4	1	0	0	1	
Figgins,D	.000	2	0	1	0	0	0	0	0	0	0	0	0	0	0	0	0	0	0	0	
RIGHT	.000	0	0	0	0	0	0	0	0	0	0	0	0	0	0	0	0	0	0	0	
LEFT	.000	0	0	0	0	0	0	0	0	0	0	0	0	0	0	0	0	0	0	0	
Fullmer,B	.267	5	15	3	4	4	0	0	0	1	0	0	0	2	0	2	2	0	1	0	
Gil,B	.800	3	5	1	4	5	1	0	0	0	0	0	0	0	0	1	0	0	0	0	
Glaus,T	.385	7	26	7	10	22	3	0	3	8	0	0	0	4	1	6	0	0	1	1	
Kennedy,A	.280	7	25	1	7	9	2	0	0	2	0	0	1	0	0	7	0	0	0	0	
Molina,B	.286	7	21	2	6	8	2	0	0	2	0	0	0	3	2	1	0	0	2	1	
Molina,J	.000	3	0	0	0	0	0	0	0	0	1	0	0	0	0	0	0	0	0	0	
Ochoa,A	.000	5	1	0	0	0	0	0	0	0	0	0	0	0	0	0	0	0	0	0	
Palmeiro,O	.250	4	4	1	1	2	1	0	0	0	0	0	0	0	0	2	0	0	0	0	
Salmon,T	.346	7	26	7	9	16	1	0	2	5	0	0	1	4	1	7	1	0	0	1	
Spiezio,S	.261	7	23	3	6	12	1	1	1	8	0	1	0	6	1	1	1	0	1	0	
RIGHT	.125	8	1	1	0	0	0	0	1	0	1	0	0	0	0	0	0	0	1		
LEFT	.333	15	5	11	1	1	1	1	7	0	0	0	0	6	1	1	0	0	0		
Wooten,W	.500	3	2	0	1	1	0	0	0	0	0	0	0	0	0	0	0	0	0	0	
Lackey,J	.500	3	2	0	1	1	0	0	0	0	0	0	0	0	0	0	0	0	0	0	
Ortiz,R	.000	1	3	0	0	0	0	0	0	0	0	0	0	0	0	2	0	0	0	0	
Washburn,J	.000	2	1	0	0	0	0	0	0	0	0	0	0	0	0	0	0	0	0	0	
PITCHERS	.167	7	6	0	1	1	0	0	0	0	0	0	0	0	0	2	0	0	0	0	
TOTALS	.310	7	245	41	76	114	15	1	7	38	2	3	2	23	5	38	6	0	6	5	

PITCHER	W	L	ERA	G	GS	CG	GF	SHO	SV	IP	H	R	ER	HR	HB	BB	IBB	SO	WP	BK	AVG
Appier,K	0	0	11.37	2	2	0	0	0	0	6.1	9	8	8	4	0	5	1	4	0	0	.333
Donnelly,B	1	0	0.00	5	0	0	0	0	0	7.2	1	0	0	0	4	0	6	0	0	0	.042
Lackey,J	1	0	4.38	3	2	0	0	0	0	12.1	15	6	6	0	5	4	7	0	0	0	.319
Ortiz,R	1	0	7.20	1	1	0	0	0	0	5.0	5	4	4	2	0	4	1	3	0	0	.263
Percival,T	0	0	3.00	3	0	0	3	0	3	3.0	2	1	1	1	0	1	0	3	0	0	.182
Rodriguez,F	1	1	2.08	4	0	0	1	0	0	8.2	6	3	2	1	0	1	0	13	1	0	.194
Schoenwei,S	0	0	0.00	2	0	0	1	0	0	2.0	1	0	0	0	0	1	0	2	0	0	.167
Shields,R	0	0	5.40	1	0	0	1	0	0	1.2	5	5	1	2	0	0	0	1	0	0	.455
Washburn,J	0	2	9.31	2	2	0	0	0	0	9.2	12	10	10	3	0	7	2	6	0	0	.324
Weber,B	0	0	13.50	4	0	0	1	0	0	4.2	10	7	7	1	1	2	1	5	0	0	.455
TOTALS	4	3	5.75	7	7	0	7	0	3	61.0	66	44	39	14	1	30	9	50	1	0	.281

CLUB HISTORY



ANGELS IN THE POST-SEASON (2002)

2009 ANGELS INFORMATION GUIDE

2002 CUMULATIVE POST-SEASON STATISTICS

PLAYER	GI																PINCH HIT									
	AVG	G	AB	R	H	TB	2B	3B	HR	RBI	SH	SF	HP	BB	IBB	SO	SB	CS	DP	E	SLG	OBP	AB	H	HR	RBI
Anderson,G	.300	16	70	11	21	31	4	0	2	13	0	0	0	2	0	6	0	1	2	1	.443	.319	0	0	0	0
Eckstein,D	.294	16	68	9	20	20	0	0	0	6	1	1	2	3	0	4	2	0	0	1	.294	.338	0	0	0	0
Erstad,D	.352	16	71	14	25	36	5	0	2	7	2	1	0	1	0	8	3	0	2	1	.507	.356	0	0	0	0
Figgins,D	1.000	6	1	4	1	1	0	0	0	0	0	0	0	0	0	0	1	0	0	0	1.000	1.000	0	0	0	0
RIGHT	.000	0	0	0	0	0	0	0	0	0	0	0	0	0	0	0	0	0	0	0	.000	.000	0	0	0	0
LEFT	1.000	1	1	1	1	1	0	0	0	0	0	0	0	0	0	0	0	0	0	0	1.000	1.000	0	0	0	0
Fullmer,B	.294	12	34	6	10	16	3	0	1	5	0	0	0	3	1	5	2	0	3	0	.471	.351	1	0	0	0
Gil,B	.667	6	12	2	8	9	1	0	0	1	1	0	0	0	0	2	0	0	0	2	.750	.667	2	2	0	0
Glaus,T	.344	16	61	15	21	47	3	1	7	13	0	0	1	7	2	14	0	0	1	2	.770	.420	0	0	0	0
Kennedy,A	.340	15	47	10	16	31	3	0	4	10	1	2	1	1	0	11	2	0	0	0	.660	.353	3	1	0	0
Molina,B	.260	16	50	2	13	19	4	1	0	6	2	0	1	4	2	4	0	0	3	1	.380	.327	0	0	0	0
Molina,J	.000	6	1	0	0	0	0	0	0	0	1	0	0	0	0	0	0	0	0	0	.000	.000	0	0	0	0
Ochoa,A	.000	12	5	2	0	0	0	0	0	0	0	0	0	0	0	3	0	0	0	0	.000	.000	1	0	0	0
Palmeiro,O	.167	6	6	1	1	2	1	0	0	0	0	0	0	0	0	3	0	0	0	0	.333	.167	5	1	0	0
Salmon,T	.288	16	59	10	17	31	2	0	4	12	0	0	1	8	1	13	1	0	1	1	.525	.382	0	0	0	0
Spiezio,S	.327	16	55	10	18	33	4	1	3	19	0	1	0	10	2	3	2	0	1	0	.600	.424	0	0	0	0
RIGHT	.350	20	7	10	0	0	1	7	0	1	0	1	0	1	0	1	1	1	1	1	.500	.364	0	0	0	0
LEFT	.314	35	11	23	4	1	2	12	0	0	0	0	9	2	2	2	2	2	0	0	.657	.455	0	0	0	0
Wooten,W	.474	9	19	5	9	12	0	0	1	3	0	0	0	0	0	4	0	0	0	0	.632	.474	4	0	0	0
Lackey,J	.500	5	2	0	1	1	0	0	0	0	0	0	0	0	0	0	0	0	0	0	.500	.500	0	0	0	0
Ortiz,R	.000	3	3	0	0	0	0	0	0	0	0	0	0	0	0	2	0	0	0	0	.000	.000	0	0	0	0
Washburn,J	.000	5	1	0	0	0	0	0	0	0	0	0	0	0	0	0	0	0	0	0	.000	.000	0	0	0	0
ANGELS	.320	16	565	101	181	289	30	3	24	95	8	5	6	39	8	82	13	1	13	9	.512	.367	16	4	0	0
OPPONENTS	.266	16	530	81	141	226	20	1	21	77	6	9	6	53	9	113	7	2	14	13	.426	.334	18	0	0	1
DH	.360	7	50	12	18	27	3	0	2	8	0	0	0	3	1	9	3	0	2	0	.540	.396	3	0	0	0

PITCHER																	OPP				
	W	L	ERA	G	GS	CG	GF	SHO	SV	IP	H	R	ER	HR	HB	BB	IBB	SO	WP	BK	AVG
Appier,K	0	1	6.23	5	5	0	0	0	0	21.2	24	15	15	5	1	12	1	10	2	0	.289
Donnelly,B	1	0	4.15	11	0	0	1	0	0	13.0	7	6	6	2	1	5	0	13	1	0	.152
Lackey,J	2	0	2.42	5	3	0	0	0	0	22.1	21	6	6	0	0	6	4	17	0	0	.256
Ortiz,R	2	0	9.00	3	3	0	0	0	0	13.0	18	13	13	2	1	9	1	7	1	0	.353
Percival,T	0	0	2.79	9	0	0	9	0	7	9.2	8	3	3	1	1	1	0	10	0	0	.216
Rodriguez,F	5	1	1.93	11	0	0	1	0	0	18.2	10	5	4	2	0	5	0	28	3	0	.156
Schoeneweis,S	0	0	3.00	6	0	0	1	0	0	3.0	3	1	1	0	0	1	0	2	0	0	.273
Shields,R	0	0	5.40	1	0	0	1	0	0	1.2	5	5	1	2	0	0	0	1	0	0	.455
Washburn,J	1	2	5.02	5	5	0	0	0	0	28.2	30	17	16	6	1	10	2	17	0	0	.278
Weber,B	0	1	10.80	9	0	0	3	0	0	8.1	15	10	10	1	1	4	1	8	0	0	.405
ANGELS	11	5	4.82	16	16	0	16	0	7	140.0	141	81	75	21	6	53	9	113	7	0	.266
OPPONENTS	5	11	6.35	16	16	0	16	0	4	136.0	181	101	96	24	6	39	8	82	4	0	.320



CLUB HISTORY



ANGELS IN THE POST-SEASON (2004)

2009 ANGELS INFORMATION GUIDE

2004 SEASON:

The Angels clinched the AL West title with a 5-4 victory, Oct. 2 at Oakland, despite numerous injuries to key players throughout the season (14 players went on DL)...Marked organization's first division crown in 18 seasons (1986)...Represented club's fourth division crown (1979, 1982 & 1986) and fifth trip to post-season (2002 Wild Card entrant)...The clincher came 22 years to the day that Angels won West in 1982 (6-5 vs. Texas)... Angels' 92 wins on season marked third most (tied w/1986) in club history...Each season Angels have won 92 games-or-more they have made post-season (1982-93, 1986-92 & 2002-99)...Angels were six games back on June 21 (49-45), marking largest deficit overcome to win division title in club history...The final weekend series against Athletics marked first time since 1980 two teams entered such weekend tie for division title and playing each other to close regular season (Philadelphia at Montreal; 2-1 Phillies)...Angels finished with a home attendance club record of 3,375,677, the second highest mark in the AL and third highest in the major leagues... Club finished in a virtual tie for first place in the American League in batting average (.2824) with Boston (.2819), after posting a .268 mark in 2003...The mark tied the club record (.282) also set in 2002 and 1979... The Angels ranked first in the AL for fewest strikeouts (942) for the third straight season (838 in 2003 & 805 in 2002)...The club led the league with 143 stolen bases, marking the second time in club history (220 in 1975)... Vladimir Guerrero set or tied Angels' season records in average by a right-handed hitter (.337), runs scored (124, led league), hits by right-hander (206) and total bases (366-tied club record and led league)...He would become the second player in club history bestowed with AL MVP honors (Baylor, 1979)...The Angels finished with a 4.28 ERA, ranking fourth in AL (4.28 in 2003, 6th)...Bartolo Colon posted 18 wins, the most by a first-year Angel since Bill Singer with 20 in 1973...The bullpen finished 25-16 with a 3.47 ERA (590.1 IP - 189 ER) with 50 saves (3rd in AL) in 67 chances (75%)...The bullpen ERA led the AL for the third straight season...The Angels ranked first in the AL in strikeouts with a club record 1,164, led by Kelvim Escobar (191)...Angels ranked tied for second in league with club record .985 fielding percentage...The Angels committed 90 errors in 162 games, and tied club record for errorless games with 93...Darin Erstad earned Gold Glove honors at first base.

POST-SEASON:

2004 DIVISION SERIES

After a post-season absence in 2003, the Angels returned to the playoffs in 2004 to face the Boston Red Sox, who claimed the AL Wild Card, in the American League Division Series...2004 was the Angels' second Division Series appearance (2002 vs. New York) and second post-season matchup against Boston (lost in '86 ALCS, 4-3)... On Angels' Division Series roster, 10 of 25 players had yet to appear in post-season in their careers, including Alfredo Amezaga, Jeff DaVanon, Kelvim Escobar, Kevin Gregg, Vladimir Guerrero, Casey Kotchman, Dallas McPherson, Josh Paul, Curtis Pride and Adam Riggs...In Game 1 at Angel Stadium, the Angels fell to Boston, 9-3, after a seven-run fourth inning put the Sox up 8-0...Five of the runs in the inning were unearned, after the Angels led the Major Leagues by allowing just 36 unearned runs during the season...Troy Glaus and Darin Erstad homered off Curt Schilling to account for two of the three Angel runs...In Game 2, the Angels took a 3-1 lead against Pedro Martinez, courtesy of a two-run Vladimir Guerrero single in the fifth, into the sixth inning before the Red Sox posted seven unanswered runs over the final four frames...The torrid Red Sox offense put Boston up 6-1 after six innings in Game 3 at Fenway Park...A dramatic grand slam from Guerrero in the seventh frame tied the game at 6-6 but a 10th inning, walk-off home run off the bat of David Ortiz sealed the Angels' fate as Boston was on their way to the ALCS and eventual World Series title...The Angels were swept for the first time in post-season play... The game would mark the Angel farewells to Troy Percival, David Eckstein, Troy Glaus and Ramon Ortiz.



Guerrero's grand slam in game 3

ANGELS IN THE POST-SEASON (2004)

2009 ANGELS INFORMATION GUIDE



2004 ALDS RECAP BOSTON RED SOX VS. ANAHEIM ANGELS

Oct. 5-8, 2004
Best of Five



GAME 1 - Tuesday, October 5 at Anaheim (D)

BOSTON	1	0	0	7	0	0	0	1	0	—	9	11	1
ANAHEIM	0	0	0	1	0	0	2	0	0	—	3	9	1

E: Figgins, Schilling. LOB: Boston 9; Anaheim 9. HR: Millar (off Washburn), Ramirez (off Shields), Glaus (off Schilling), Erstad (off Schilling) SB: Damon, Figgins. WP: Gregg, WP - Schilling, LP - Washburn
T: 3:04. A: 44,608.

GAME 2 - Wednesday, October 6 at Anaheim (N)

BOSTON	0	1	0	0	0	2	1	0	4	—	8	12	0
ANAHEIM	0	1	0	0	2	0	0	0	0	—	3	7	0

DP: Boston 2; Anaheim 1. GDP: Nixon. LOB: Boston 10; Anaheim 5. HR: Varitek (off Colon). SB: Damon, CS: DaVanon, PO: Bellhorn, SF: Ramirez. HB: by Martinez (Erstad); by Rodriguez (Varitek). WP: Rodriguez 2, Donnelly.
WP - Martinez, LP - Rodriguez. T: 3:48. A: 45,118.

GAME 3 - Friday, October 8 at Boston (D)

ANAHEIM	0	0	0	1	0	0	5	0	0	0	—	6	8	2
BOSTON	0	0	2	3	1	0	0	0	0	2	—	8	12	0

E: Figgins, Eckstein. DP: Anaheim 1. GDP: Varitek. LOB: Anaheim 10; Boston 12. HR: Glaus (off Arroyo), Guerrero (off Timlin), Ortiz (off Washburn). SB: Kennedy, S: Damon, SF: Ramirez, SH: Amezaga. HB: by Arroyo (Figgins).
WP - Lowe, LP - Rodriguez. T: 4:11. A: 35,547.

ANGELS 2004 DIVISION SERIES STATISTICS

PLAYER	AVG	G	AB	R	H	TB	2B	3B	HR	RBI	SH	SF	HP	BB	IBB	SO	SB	CS	GI	
																			DP	E
Amezaga, A	.000	2	2	0	0	0	0	0	0	0	1	0	0	0	0	2	0	0	0	0
Anderson, G	.154	3	13	1	2	2	0	0	0	0	0	0	0	0	0	3	0	0	0	0
DaVanon, J.	.200	3	10	1	2	2	0	0	0	0	0	0	2	0	1	0	1	0	0	0
Eckstein, D	.333	3	12	2	4	4	0	0	0	0	0	0	0	0	1	0	0	0	0	1
Erstad, D	.500	3	10	2	5	9	1	0	1	2	0	0	1	3	0	1	0	0	0	0
Figgins, C	.143	3	14	0	2	2	0	0	0	0	0	1	0	0	5	1	0	0	2	0
Glaus, T	.364	3	11	3	4	12	2	0	2	3	0	0	0	2	0	4	0	0	0	0
Guerrero, V	.167	3	12	1	2	5	0	0	1	6	0	0	0	2	1	4	0	0	0	0
Kotchman, C	.000	2	1	0	0	0	0	0	0	0	0	0	0	0	0	0	0	0	0	0
McPherson, D	.111	3	9	0	1	1	0	0	0	1	0	0	0	0	4	0	0	0	0	0
Molina, B	.167	3	6	0	1	1	0	0	0	0	0	0	0	0	2	0	0	0	0	0
Molina, J	.333	2	3	2	1	1	0	0	0	0	0	0	0	2	0	0	0	0	0	0
Pride, C	.000	2	2	0	0	0	0	0	0	0	0	0	0	0	1	0	0	0	0	0
Riggs, A	.000	2	1	0	0	0	0	0	0	0	0	0	0	0	0	0	0	0	0	0
TOTALS	.226	3	106	12	24	39	3	0	4	12	1	0	2	11	1	28	1	1	0	3

PITCHER	W	L	ERA	G	GS	CG	GF	SHO	SV	IP	H	R	ER	HR	HB	BB	IBB	SO	WP	BK	OPP	
																					AVG	
Colon, B	0	0	4.50	1	1	0	0	0	0	6.0	7	3	3	1	0	3	0	3	0	0	.304	
Donnelly, B	0	0	10.80	2	0	0	1	0	0	3.1	3	4	4	0	0	2	2	5	1	0	.231	
Escobar, K	0	0	8.10	1	1	0	0	0	0	3.1	5	5	3	0	0	5	1	4	0	0	.333	
Gregg, K	0	0	0.00	1	0	0	0	0	0	2.0	3	0	0	0	0	1	0	0	1	0	.333	
Ortiz, R	0	0	4.50	1	0	0	1	0	0	2.0	2	1	1	0	0	1	1	0	0	0	.250	
Rodriguez, F	0	2	3.86	1	0	0	0	0	0	4.2	4	2	2	0	1	3	1	5	2	0	.235	
Shields, R	0	0	6.00	2	0	0	0	0	0	3.0	5	2	2	1	0	2	1	3	0	0	.357	
Washburn, J	0	1	10.80	2	1	0	1	0	0	3.1	6	8	4	2	0	3	0	3	0	0	.353	
TOTALS	0	3	5.86	3	3	0	3	0	0	27.2	35	25	18	4	1	20	6	23	4	0	.302	

CLUB HISTORY



ANGELS IN THE POST-SEASON (2005)

2009 ANGELS INFORMATION GUIDE

2005 SEASON:

The Angels clinched its second straight AL West title with a 4-3 victory Sept. 27 at Oakland, marking the club's fifth Western Division crown and sixth overall trip to the post-season (2002 Wild Card entrant)...Angels finished with a 95-67 record, seven games ahead of Oakland in the AL West...The 95 wins marked second most in club history (99 in 2002) as the 7.0 division lead was the biggest game differential in a division title season...The club was in first place 171 of 183 days...Halos went 22-9 to finish regular season (14-2 over final 16 games)...44 of 95 wins were in comeback fashion, including 16 when trailing after 6 innings (most in ML)...Halos led Majors batting .296 with RISP and .279 with RISP and 2 outs...The club also led the Majors with 161 stolen bases...Garret Anderson set or extended the Angels' all-time records in hits (1,929), total bases (3,062), extra-base hits (565), doubles (403) and RBI (1,043)...Chone Figgins set the club record for base hits by a switch-hitter (186) and led the Majors with 62 stolen bases...Despite missed time with a shoulder separation, Vlad Guerrero finished 3rd in AL in average (.317), tied for 10th in home runs (32) and tied for 9th in RBI (108)...Figgins and Bartolo Colon shared team MVP honors.



The Angels finished with a 3.68 ERA, ranking third in AL, and ranked first in strikeouts with 1,126... Francisco Rodriguez led the bullpen with 45 saves (T1st in AL) in 50 chances and converted his last 18 opportunities... Scot Shields set a club record with 78 appearances... Seven Angel pitchers finished with a record above .500, led by Colon's 21-8 mark, the most wins in the AL which paved the way to his first Cy Young Award... Three Angels ranked in the top 10 in ERA in the AL, including Jarrod Washburn (4th, 3.20), Lackey (6th, 3.44) and Colon (8th, 3.48)... The Angels ranked tied for first in league with club record tying .986 fielding percentage... Orlando Cabrera tied the club mark for fielding percentage by shortstop (.988, also David Eckstein in 2004), which also tied for the ML lead in 2005... Angels finished with a home attendance club record of 3,404,686, the second highest mark in the AL and third highest in the major leagues... The record surpasses the 2004 mark of 3,375,667.

POST-SEASON:

2005 DIVISION SERIES RECAP

The first round of the Division Series matched the Angels against the New York Yankees, a team they defeated in the first round of the 2002 playoffs... The Halos' win on the last day of the regular season was crucial as it gave the club home field advantage over New York for the Division Series.

Game 1 matched Mike Mussina vs. Bartolo Colon at Angel Stadium... A first inning, bases-clearing double by Robinson Cano proved to be too much for the Angels to overcome as it lifted the Yankees to a 4-2 win and a 1-0 series lead... It marked the fifth consecutive post-season series the Angels dropped Game 1.

In Game 2, the Angels defeated the Yankees 5-3 rallying from 2-0 deficit... Bengie Molina's solo HR in the 8th inning marked his second post-season HR in as many games... His 2-out RBI single in 6th inning tied the score at 2-2 and Orlando Cabrera's two-run single in the 8th frame proved to be the game-winner.

As the series shifted to the Bronx for Game 3, a three-run home run by Garret Anderson off Randy Johnson in the first inning sparked the Halos' offense to 11 runs on 19 hits... The 19 hits established a new playoff high for the Angels... Anderson finished with four hits and five RBI and Bengie Molina homered for the third straight game.

The Halos would have to wait out a day of rain before Game 4... John Lackey, pitching on three days rest for Jarrod Washburn (scratched due to throat infection), limited the Yankees to one run on two hits in 5.2 innings of work... New York rallied from a 2-0 deficit, scoring one run in the sixth inning and two runs in the seventh frame for a 4-3 win... Both clubs totaled just four hits in the game, with Chone Figgins and Orlando Cabrera each collecting RBI doubles in the sixth inning for the Angels... The series was tied at 2-2 with Game 5 being played the next night, over 3,000 miles across the country in Anaheim.

The deciding game of the series was a rematch of Game 1 starters in Mussina and Colon... Colon would leave after just 1+ IP due to a strained right shoulder... The season came down to 22 year-old Ervin Santana, who was summoned from the bullpen... After an early 2-0 lead taken by the Yankees in the top of the second inning, the Halos put up three runs in the bottom half of the frame with Adam Kennedy's two-run triple serving as the key blow... Santana would settle in and work 5.1 innings, allowing just three runs... A solo HR by Derek Jeter in the 7th inning brought the score to 5-3 but Francisco Rodriguez closed the door with the tying runs on base in the 9th... For the second time in four seasons the Angels bounced the Yankees from the first round of the playoffs.



Santana became the sixth rookie winning pitcher in a winner-take-all postseason game and third to do it in last 20 years, along with John Lackey (2002 World Series vs. Giants) and Jaret Wright (1997 ALDS vs. Yankees).

ANGELS IN THE POST-SEASON (2005)

2009 ANGELS INFORMATION GUIDE

ANGELS 2005 LEAGUE CHAMPIONSHIP SERIES STATISTICS

PLAYER	AVG	G	AB	R	H	TB	2B	3B	HR	RBI	SH	SF	HP	BB	IBB	SO	SB	CS	GI	
																			DP	E
Anderson,G	.176	5	17	2	3	6	0	0	1	2	0	1	0	1	0	5	0	0	0	0
Cabrera,O	.200	5	20	1	4	8	1	0	1	3	0	0	0	0	0	2	0	0	0	1
DaVanon,J	.000	3	1	0	0	0	0	0	0	0	0	0	0	0	0	0	0	0	0	0
Erstad,D	.235	5	17	1	4	5	1	0	0	0	0	0	0	1	0	2	1	0	0	0
Figgins,D	.118	5	17	1	2	3	1	0	0	1	2	0	0	1	0	3	1	0	0	1
Finley,S	.222	3	9	1	2	2	0	0	0	0	0	0	0	0	0	2	0	0	1	0
Guerrero,V	.050	5	20	0	1	1	0	0	0	1	0	0	0	0	0	1	0	0	2	1
Izturis,M	.000	1	0	0	0	0	0	0	0	0	0	0	0	0	0	0	0	0	0	0
Kennedy,A	.286	5	14	3	4	4	0	0	0	1	1	0	0	0	0	1	0	0	1	1
Kotchman,C	.286	2	7	0	2	3	1	0	0	1	0	0	0	1	0	1	0	0	0	0
Molina,B	.118	5	17	0	2	2	0	0	0	1	0	0	1	0	0	2	0	0	0	0
Molina,J	.333	1	3	0	1	1	0	0	0	0	0	0	0	0	0	0	0	0	0	0
Paul,J	.000	1	0	0	0	0	0	0	0	0	0	0	0	0	0	0	0	0	0	1
Quinlan,R	.333	1	3	1	1	4	0	0	1	1	0	0	0	0	0	2	0	0	0	0
Rivera,J	.111	3	9	1	1	2	1	0	0	0	0	0	0	0	0	1	0	0	0	0
TOTALS	.175	5	154	11	27	41	5	0	3	11	3	1	1	4	0	22	2	0	4	7

PITCHER	W	L	ERA	G	GS	CG	GF	SHO	SV	IP	H	R	ER	HR	HB	BB	IBB	SO	WP	BK	AVG	OPP	
																						DP	E
Byrd,P	1	0	3.38	2	2	0	0	0	0	10.2	10	4	4	1	2	2	0	2	0	0	.256		
Donnelly,B	0	0	0.00	3	0	0	1	0	0	3.1	2	0	0	0	0	1	0	5	0	0	.182		
Escobar,K	0	2	2.08	2	0	0	1	0	0	4.1	4	3	1	1	0	2	0	10	0	0	.222		
Gregg,K	0	0	0.00	1	0	0	0	0	0	2.0	1	0	0	0	0	1	0	3	0	0	.143		
Lackey,J	0	1	9.00	1	1	0	0	0	0	5.0	8	5	5	1	0	1	0	3	0	0	.381		
Rodriguez,F	0	0	0.00	2	0	0	2	0	1	2.1	2	2	0	0	0	3	0	3	0	0	.250		
Santana,E	0	1	10.38	1	1	0	0	0	0	4.1	3	6	5	2	1	3	0	2	0	0	.188		
Shields,R	0	0	0.00	4	0	0	0	0	0	6.0	4	0	0	0	0	1	1	5	0	0	.200		
Washburn,J	0	0	0.00	1	1	0	0	0	0	4.2	4	1	0	0	1	1	0	1	0	1	.235		
Yan,E	0	0	9.00	1	0	0	1	0	0	2.0	3	2	2	0	0	1	0	2	0	0	.375		
TOTALS	1	4	3.43	5	5	0	5	0	1	44.2	41	23	17	5	4	16	1	36	0	0	.248		

ANGELS 2005 CUMULATIVE POST-SEASON STATISTICS

PLAYER	AVG	G	AB	R	H	TB	2B	3B	HR	RBI	SH	SF	HP	BB	IBB	SO	SB	CS	GI	
																			DP	E
Anderson,G	.222	10	36	4	8	19	0	1	3	9	0	2	0	1	0	5	0	0	0	0
Cabrera,O	.220	10	41	4	9	15	3	0	1	6	0	0	0	0	0	3	0	0	0	2
DaVanon,J	.000	4	1	1	0	0	0	0	0	0	0	0	0	0	0	0	0	0	0	0
Erstad,D	.270	10	37	2	10	13	3	0	0	3	0	0	0	1	0	8	1	0	1	0
Figgins,D	.132	10	38	3	5	9	2	1	0	3	2	0	0	2	0	11	1	1	1	1
Finley,S	.150	8	20	3	3	4	1	0	0	1	4	0	0	1	0	6	0	0	1	0
Guerrero,V	.184	10	38	5	7	7	0	0	0	1	0	0	1	2	1	3	1	1	2	1
Izturis,M	.000	1	0	0	0	0	0	0	0	0	0	0	0	0	0	0	0	0	0	0
Kennedy,A	.258	10	31	3	8	10	0	1	0	3	2	0	0	0	0	4	0	2	1	1
Kotchman,C	.222	4	9	0	2	3	1	0	0	1	0	0	0	1	0	1	0	0	0	0
Molina,B	.286	10	35	5	10	19	0	0	3	6	0	0	2	0	0	2	0	0	0	0
Molina,J	.500	2	4	1	2	2	0	0	0	1	0	0	0	0	0	0	0	0	0	0
Paul,J	.000	2	0	0	0	0	0	0	0	0	0	0	0	0	0	0	0	0	0	1
Quinlan,R	.400	3	5	1	2	5	0	0	1	1	0	0	0	0	0	2	0	0	0	0
Rivera,J	.269	8	26	4	7	12	2	0	1	1	0	0	0	1	0	3	0	0	0	0
TOTALS	.227	10	321	36	73	118	12	3	9	36	8	2	3	9	1	48	3	4	6	8

PITCHER	W	L	ERA	G	GS	CG	GF	SHO	SV	IP	H	R	ER	HR	HB	BB	IBB	SO	WP	BK	AVG	OPP	
																						DP	E
Byrd,P	1	0	5.02	3	3	0	0	0	0	14.1	17	8	8	2	2	4	0	4	0	0	.298		
Cofon,B	0	1	4.50	2	2	0	0	0	0	8.0	10	4	4	0	1	2	0	7	0	0	.313		
Donnelly,B	0	0	2.45	4	0	0	1	0	0	3.2	4	2	1	0	0	2	0	5	0	0	.286		
Escobar,K	1	2	1.59	6	0	0	2	0	0	11.1	6	4	2	2	0	7	0	15	2	0	.150		
Gregg,K	0	0	0.00	1	0	0	0	0	0	2.0	1	0	0	0	0	1	0	3	0	0	.143		
Lackey,J	0	1	4.41	3	3	0	0	0	0	16.1	15	8	8	1	0	10	0	12	2	0	.250		
Rodriguez,F	0	0	1.59	5	0	0	5	0	3	5.2	7	3	1	1	0	3	0	5	0	0	.318		
Santana,E	1	1	7.45	2	1	0	0	0	0	9.2	8	9	8	3	2	5	0	4	0	0	.229		
Shields,R	1	1	1.64	8	0	0	1	0	0	11.0	8	2	2	0	0	4	1	10	0	0	.205		
Washburn,J	0	0	0.00	1	1	0	0	0	0	4.2	4	1	0	0	1	1	0	1	0	0	.235		
Yan,E	0	0	9.00	1	0	0	1	0	0	2.0	3	2	2	0	0	1	0	2	0	0	.375		
TOTALS	4	6	3.65	10	10	0	10	0	3	88.2	83	43	36	9	6	40	1	68	4	0	.251		

CLUB HISTORY



ANGELS IN THE POST-SEASON (2007)

2009 ANGELS INFORMATION GUIDE

ANGELS 2007 DIVISION SERIES STATISTICS

PLAYER	AVG	G	AB	R	H	TB	2B	3B	HR	RBI	SH	SF	HP	BB	IBB	SO	SB	CS	GI	
																			DP	E
Anderson, G	.222	3	9	0	2	3	1	0	0	0	0	0	0	1	0	2	0	0	0	0
Aybar, E	.000	1	1	0	0	0	0	0	0	0	0	0	0	0	0	0	0	0	0	0
Cabrera, O	.250	3	12	0	3	4	1	0	0	1	0	0	0	1	0	1	0	0	0	0
Figgins, C	.231	3	13	1	3	5	2	0	0	1	0	0	0	0	0	4	0	0	0	0
Guerrero, V	.200	3	10	0	2	2	0	0	0	0	0	0	1	1	0	0	0	0	0	0
Haynes, N	.000	1	1	0	0	0	0	0	0	0	0	0	0	0	0	1	0	0	0	0
Izturis, M	.333	3	12	1	4	6	2	0	0	0	0	0	0	0	0	2	2	0	0	0
Kendrick, H	.200	3	10	0	2	2	0	0	0	1	0	1	0	0	0	1	2	0	1	0
Kotchman, C	.000	2	5	1	0	0	0	0	0	0	0	0	2	0	1	0	0	0	0	0
Mathis, J	.000	2	3	0	0	0	0	0	0	1	0	0	0	0	0	0	0	0	0	0
Morales, K	.111	3	9	1	1	1	0	0	0	0	0	0	0	0	0	2	0	0	0	0
Napoli, M	.167	3	6	0	1	1	0	0	0	0	0	0	0	0	0	3	0	0	0	0
Quinlan, R	.000	1	0	0	0	0	0	0	0	0	0	0	0	0	0	0	0	0	0	0
Rivera, J	.333	2	3	0	1	1	0	0	0	0	0	0	1	0	1	0	0	0	0	0
Willits, R	.000	3	4	0	0	0	0	0	0	0	0	0	0	1	0	2	1	0	0	0
TOTALS	.192	3	99	4	19	25	6	0	0	4	0	1	1	7	0	20	5	0	1	0

PITCHER	W	L	ERA	G	GS	CG	GF	SHO	SV	IP	H	R	ER	HR	HB	BB	IBB	SO	WP	BK	OPP
																					AVG
Escobar, K	0	0	5.40	1	1	0	0	0	0	5.0	4	3	3	0	0	5	1	5	0	0	.222
Lackey, J	0	1	6.00	1	1	0	0	0	0	6.0	9	4	4	2	0	2	0	4	1	0	.391
Moseley, D	0	0	0.00	1	0	0	1	0	0	1.0	1	0	0	0	0	0	0	1	0	0	.333
Oliver, D	0	0	27.00	1	0	0	0	0	0	0.2	2	2	2	0	0	0	0	0	0	0	.400
Rodriguez, F	0	0	54.00	1	0	0	1	0	0	0.1	1	2	2	1	0	1	1	1	0	0	.500
Santana, E	0	0	0.00	1	0	0	1	0	0	2.0	0	0	0	0	0	0	0	2	0	0	.000
Shields, S	0	0	2.25	2	0	0	0	0	0	4.0	0	1	1	0	0	4	0	4	0	0	.000
Speier, J	0	1	27.00	2	0	0	0	0	0	1.2	4	5	5	0	0	1	0	0	0	0	.500
Weaver	0	1	3.60	1	1	0	0	0	0	5.0	4	2	2	2	0	3	0	5	0	0	.222
TOTALS	0	3	6.66	3	3	0	3	0	0	25.2	25	19	19	5	0	16	2	22	1	0	.269

ANGELS RETIRED UNIFORM NUMBERS

No.	Individual	Year
11	Jim Fregosi	1998
26	Gene Autry	1982
29	Rod Carew	1986
30	Nolan Ryan	1992
50	Jimmie Reese	1995

Note: The Angels and Major League Baseball retired number 42 on Jackie Robinson's behalf in 1997.



ANGELS IN THE POST-SEASON (2008)

2009 ANGELS INFORMATION GUIDE

2008 DIVISION SERIES RECAP

For the third time in five seasons and fourth time in eight total playoff appearances (1986, 2004, 2007 & 2008), the Angels faced off against the Boston Red Sox (AL wild card entrant). The Halos entered the series with home-field advantage throughout the playoffs with the Majors' best record (100-62). The Angels also entered the 2008 post-season having dropped their last seven overall playoff games and last nine post-season games against Boston.

In Game 1 at Angel Stadium, the Angels' offense sputtered at the hands of Red Sox starter Jon Lester (7 IP, 6 H, 1 R, 0 ER, 1 BB, 7 SO) in the 4-1 setback. The Angels fell to 0-5 all-time in Game 1 in ALDS play. John Lackey (6.2 IP, 4 H, 2 R, 2 ER, 1 HR, 3 BB, 5 SO) suffered the loss despite a solid outing. The Angels held a 1-0 lead through five innings (courtesy of a Torii Hunter RBI single) before Jason Bay put the Red Sox up for good with a two-run shot off Lackey in the top of the sixth. The Angels' 2-5 hitters were 8-for-15 (.533) but the team went 1-for-7 with runners in scoring position, stranding nine baserunners.

In Game 2 at Angel Stadium, the Angels clawed back from an early four-run deficit to knot the game at 5-5 in the 8th inning. The momentum quickly evaporated as JD Drew's two-run home run off Francisco Rodriguez in the 9th frame proved to be the game-winner to put the Red Sox in a commanding 2-0 series lead. The Angels were down 0-2 in a playoff series for the fourth time in club history. The loss was the ninth consecutive playoff setback for the Angels and 11th straight playoff loss to Boston (an MLB record vs. one opponent). Chone Figgins' triple to lead off the 8th inning was the Angels' first extra-base hit of the series (first 19 hits were singles). The Angels were 3-for-14 with RISP while stranding 11 runners. Torii Hunter logged RBI singles in the 1st and 5th innings and drove in three of the Angels' six runs over the first two games.

In Game 3 at Fenway Park, the Angels beat the Red Sox in the playoffs for the first time since Oct. 11, 1986 (Game 4 of ALCS), snapping an 11-game skid to Boston. The 5-4, 12-inning win (5 hr., 19 min.) marked the longest post-season game in club history. Erick Aybar's 12th-inning RBI single scoring Mike Napoli was the game-winner. Napoli connected for two home runs marking the fifth time an Angel logged a multi-HR game in post-season history. Napoli became just the sixth MLB catcher with a multi-HR game in the playoffs. Napoli's first HR snapped the Angels' streak of 68 consecutive post-season innings without a home run. Jered Weaver (2 IP, 1 H, 1 BB, 3 SO) earned the victory in the first relief appearance of his career. The Angels' 3-4-5 hitters (Teixeira, Guerrero and Hunter) were a combined 20-for-39 (.513) through the first three games of the series. The Halos were 3-for-14 with RISP in Game 3 and were 7-for-35 (.200) through three games of the series, stranding 36 runners.

Game 4 at Fenway Park would end in a fashion all-too-familiar to the Angels - a walk-off, series-clinching win for the Red Sox. A clutch two-out, two-run single by Torii Hunter in the bottom of the 8th inning tied the game a 2-2. In the top of the 9th, the Halos looked poised to take the lead after a leadoff double by pinch-hitter Kendry Morales. However, the scoring threat was foiled after a botched suicide squeeze ended the rally. In the 9th, Jed Lowrie's two-out RBI single plated Jason Bay from second base with the winning run. For the third time in five seasons, the Angels were eliminated from the playoffs by the Red Sox in the first round.

2008 ALDS RECAP

ANGELS VS. RED SOX

Oct. 1-6, 2008 (Best of Five)

GAME 1 - Wednesday, October 1, 2008 at Anaheim (N)

BOS	0	0	0	0	0	2	0	0	2	—	4	8	1
LAA	0	0	1	0	0	0	0	0	0	—	1	9	1

LOB: BOS 9, LAA 9. HR: Bay (off Lackey) E: Lowrie, Matthews SB: Ellsbury (2) HBP: Lowrie (by Lackey)
WP - Lester, LP - Lackey T: 3:14. A: 44,996.

GAME 2 - Friday, October 3, 2008 at Anaheim (N)

BOS	4	0	0	1	0	0	0	0	2	—	7	14	0
LAA	1	0	0	1	1	0	1	1	0	—	5	11	2

LOB: BOS 10, LAA 11. HR: Bay (off Santana), Drew (Off F. Rodriguez) E: Aybar, Hunter SB: Ellsbury, SF: Teixeira, GIDP: Varitek.
WP - Papelbon, LP - F. Rodriguez T: 3:51. A: 45,354.

GAME 3 - Sunday, October 5, 2008 at Boston (N)

LAA	1	0	2	0	1	0	0	0	0	0	0	1	—	5	16	0
BOS	0	3	0	0	1	0	0	0	0	0	0	0	—	4	7	0

LOB: LAA 16, BOS 8. HR: Napoli (2 off Beckett) SB: Figgins, Guerrero, Crisp, CS: Ellsbury SH: Kendrick HBP: Pedroia (by Saunders), Napoli (by Delcarmen) GIDP: Varitek, Outfield Assist: Bay.
WP - Weaver, LP - Lopez T: 5:19. A: 39,067.

GAME 4 - Monday, October 6, 2008 at Boston (N)

LAA	0	0	0	0	0	0	0	2	0	—	2	6	1
BOS	0	0	0	0	2	0	0	0	1	—	3	9	0

LOB: LAA 7, BOS 6. E: Figgins, CS: Willits, SH: Kendrick, GIDP: Kotsay, Ellsbury, PB: Varitek
WP - Delcarmen, LP - Shields T: 2:50. A: 38,785.



ANGELS IN THE POST-SEASON (2008)

2009 ANGELS INFORMATION GUIDE

ANGELS 2008 DIVISION SERIES STATISTICS

PLAYER	AVG	G	AB	R	H	TB	2B	3B	HR	RBI	SH	SF	HP	BB	IBB	SO	SB	CS	GI	
																			DP	E
Anderson,G	.158	4	19	1	3	3	0	0	0	0	0	0	0	1	0	4	0	0	0	0
Aybar,E	.111	4	18	0	2	2	0	0	0	1	0	0	0	0	0	2	0	0	0	1
Figgins,C	.333	4	21	2	7	10	1	1	0	1	0	0	0	0	0	6	1	0	0	1
Guerrero,V	.467	4	15	2	7	8	1	0	0	0	0	0	0	4	0	1	1	0	0	0
Hunter,T	.389	4	18	0	7	7	0	0	0	5	0	0	0	1	0	3	0	0	0	1
Kendrick,H	.118	4	17	0	2	2	0	0	0	0	2	0	0	0	0	7	0	0	0	0
Mathis,J	.500	1	2	0	1	0	0	0	0	0	0	0	0	0	0	1	0	0	0	0
Mathews,G	.000	3	5	0	0	0	0	0	0	0	0	0	0	0	0	2	0	0	0	1
Morales,K	.500	4	4	0	2	3	1	0	0	0	0	0	0	0	0	0	0	0	0	0
Napoli,M	.250	4	12	3	3	9	0	0	2	4	0	0	1	2	0	3	0	0	0	0
Rivera,J	.125	3	8	1	1	1	0	0	0	1	0	0	0	3	0	2	0	0	0	0
Teixeira,M	.467	4	15	4	7	7	0	0	0	1	0	1	0	4	0	3	0	0	0	0
Willits,R	---	3	0	0	0	0	0	0	0	0	0	0	0	0	0	0	0	1	0	0
TOTALS	.273	4	154	13	42	53	3	1	2	13	2	1	1	15	0	34	2	1	0	4

PITCHER	W	L	ERA	G	GS	CG	GF	SHO	SV	IP	H	R	ER	HR	HB	BB	IBB	SO	WP	BK	OPP
																					AVG
Arredondo,J	0	0	0.00	3	0	0	1	0	0	3.2	2	0	0	0	0	0	0	4	0	0	.154
Lackey,J	0	1	2.63	2	2	0	0	0	0	13.2	11	4	4	1	1	4	0	6	0	0	.212
Oliver,D	0	0	0.00	2	0	0	0	0	0	1.1	0	0	0	0	0	1	0	1	0	0	.000
Rodriguez,F	0	1	7.71	2	0	0	1	0	0	2.1	5	2	2	1	0	2	0	2	0	0	.455
Santana,E	0	0	8.44	1	1	0	0	0	0	5.1	8	5	5	1	0	0	0	3	0	0	.308
Saunders,J	0	0	7.71	1	1	0	0	0	0	4.2	5	4	4	0	1	4	0	2	0	0	.278
Shields,S	0	1	4.76	4	0	0	1	0	0	5.2	6	3	3	0	0	1	0	7	0	0	.273
Weaver,J	1	0	0.00	1	0	0	1	0	0	2.0	1	0	0	0	0	1	0	3	0	0	.143
TOTALS	1	3	4.19	4	4	0	4	0	0	38.2	38	18	18	3	2	15	0	28	0	0	.250

ANGELS WESTERN DIVISION CLINCHING DATES

Year	No.	Date	Details
1979	158	Sept. 25	Angels defeat Kansas City, 4-1, at Anaheim Stadium (Tanana over Chamberlain).
1982	161	Oct. 2	Angels defeat Texas, 6-4, at Anaheim Stadium (Goltz over Hough).
1986	153	Sept. 26	Angels defeat Texas, 8-3, at Anaheim Stadium (Candelaria over Mohorcic).
2004	161	Oct. 2	Angels defeat Oakland, 5-4 at Network Associates Coliseum (Donnelly over Rincon).
2005	157	Sept. 27	Angels defeat Oakland, 4-3 at McAfee Coliseum (Santana over Kennedy).
2007	156	Sept. 23	Angels defeat Seattle, 7-4 at Angel Stadium (Lackey over Jeff Weaver).
2008	145	Sept. 10	Angels defeat New York Yankees, 4-2 at Angel Stadium (Moseley over Pettitte).



ANGELS CAREER POST-SEASON LEADERS

2009 ANGELS INFORMATION GUIDE

BATTING (MINIMUM OF 25 AT-BATS)

BATTING AVERAGE

.368 (14/38)	Bob Boone	1982, 1986
.347 (25/72)	Troy Glaus	2002, 2004
.346 (9/26)	Gary Pettis	1986
.339 (40/118)	Darin Erstad	2002, 2004, 2005
.327 (18/55)	Scott Spiezio	2002
.308 (24/78)	Adam Kennedy	2002, 2005
.300 (24/80)	David Eckstein	2002, 2004

AT-BATS

147	Garret Anderson	2002, 2004-05, 2007-08
118	Darin Erstad	2002, 2004, 2005
91	Bengie Molina	2002, 2004, 2005
87	Chone Figgins	2002, 2004-05, 2007-08
80	David Eckstein	2002, 2004
72	Troy Glaus	2002, 2004
61	Adam Kennedy	2002, 2005
61	Brian Downing	1979, 1982, 1986

HITS

40	Darin Erstad	2002, 2004, 2005
36	Garret Anderson	2002, 2004-05, 2007-08
25	Troy Glaus	2002, 2004
24	Bengie Molina	2002, 2004, 2005
24	Adam Kennedy	2002, 2005
24	David Eckstein	2002, 2004
18	Chone Figgins	2002, 2004-05, 2007-08
18	Scott Spiezio	2002

HOME RUNS

9	Troy Glaus	2002, 2004
5	Garret Anderson	2002, 2004-05, 2007-08
4	Adam Kennedy	2002, 2005
4	Tim Salmon	2002
3	Bengie Molina	2002, 2004, 2005
3	Darin Erstad	2002, 2004, 2005
3	Scott Spiezio	2002

RUNS

18	Darin Erstad	2002, 2004, 2005
18	Troy Glaus	2002, 2004
17	Garret Anderson	2002, 2004-05, 2007-08
13	Adam Kennedy	2002, 2005
11	David Eckstein	2002, 2004
10	Chone Figgins	2002, 2004-05, 2007-08

DOUBLES

9	Darin Erstad	2002, 2004, 2005
6	Garret Anderson	2002, 2004-05, 2007-08
5	Chone Figgins	2002, 2004-05, 2007-08
5	Troy Glaus	2002, 2004
5	Doug DeCinces	1982, 1986

RUNS BATTED IN

22	Garret Anderson	2002, 2004-05, 2007-08
19	Scott Spiezio	2002
16	Troy Glaus	2002, 2004
13	Adam Kennedy	2002, 2005
12	4 players tied	

PITCHING (MINIMUM OF 10 IP)

WINS

5	Francisco Rodriguez	2002, 2004-05, 2007-08
2	John Lackey	2002, 2004-05, 2007-08
2	Ramon Ortiz	2002, 2004
1	13 players tied	

LOSSES

4	Francisco Rodriguez	2002, 2004-05, 2007-08
3	John Lackey	2002, 2004-05, 2007-08
3	Jarrod Washburn	2002, 2004
2	Scot Shields	2002, 2004-05, 2007-08
2	Kelvim Escobar	2004, 2005, 2007
2	Kirk McCaskill	1986

INNINGS PITCHED

58.1	John Lackey	2002, 2004-05, 2007-08
36.2	Jarrod Washburn	2002, 2004, 2005
31.2	Francisco Rodriguez	2002, 2004-05, 2007-08
25.1	Scot Shields	2002, 2004-05, 2007-08
21.2	Kevin Appier	2002
20.2	Mike Witt	1982, 1986
20	Brendan Donnelly	2002, 2004, 2005

GAMES

21	Francisco Rodriguez	2002, 2004-05, 2007-08
17	Scot Shields	2002, 2004-05, 2007-08
17	Brendan Donnelly	2002, 2004, 2005
11	John Lackey	2002, 2004-05, 2007-08
9	Troy Percival	2002, 2004
9	Ben Weber	2002

ERA

0.84 (10.2 IP/1 ER)	John Candelaria	1986
1.93 (14 IP/3 ER)	Bruce Kison	1982
3.05 (20.2 IP/7 ER)	Mike Witt	1982, 1986
3.13 (31.2 IP/11 ER)	F. Rodriguez	2002, 2004-05, 2007-08
3.20 (25.1 IP/9 ER)	Scot Shields	2002, 2004-05, 2007-08
3.40 (58.1 IP/22 ER)	John Lackey	2002, 2004-05, 2007-08

STRIKEOUTS

41	F. Rodriguez	2002, 2004-05, 2007-08
39	John Lackey	2002, 2004-05, 2007-08
25	Scot Shields	2002, 2004-05, 2007-08
24	Kelvim Escobar	2004, 2005, 2007
23	Brendan Donnelly	2002, 2004, 2005
21	Jarrod Washburn	2002, 2004, 2005

SAVES

7	Troy Percival	2002, 2004
3	Francisco Rodriguez	2002, 2004-05, 2007-08
1	Donnie Moore	1986



ANGELS HALL OF FAME

2009 ANGELS INFORMATION GUIDE

Bobby Grich, Jim Fregosi, Don Baylor, Rod Carew, Nolan Ryan and Jimmie Reese were the first six inductees into the Angels' Hall of Fame.

Grich, who retired following the American League Championship Series against Boston in 1986, was inducted Feb. 3, 1988. He is one of only two Angels (Brian Downing being the other) to participate in each of the club's three Western Division titles.

Grich officially became an Angel Nov. 24, 1976. The native of Muskegon, MI concluded his Angels career with a .266 average in 1,222 games including 154 home runs and 557 RBI. During his career, Grich compiled the following overall numbers: .266 average, 2,008 games, 6,890 at-bats, 1,033 runs, 1,833 hits, 224 home runs and 864 RBI.

One of California's most popular players, Grich became only the second player in club history to play 1,000 games-or-more (1,098) at one position, joining Fregosi who totaled 1,367 appearances at shortstop. Grich's .997 fielding percentage in 1985 established a major league record for second basemen.

On the date of his induction, Grich ranked among the top three on several Angels all-time lists, including games (third), at-bats (third - 4,100), runs (third - 601), home runs (second), runs batted in (second), extra-base hits (third - 357), hits (third - 1,103), doubles (third - 183) and total bases (third - 1,788).

In 1981, Grich recorded a career-high .304 average and tied Dwight Evans, Tony Armas and Eddie Murray for the A.L. home run derby (22 each). The feat made him the first second baseman to lead the league in home runs since Nap Lajoie of Philadelphia totaled 14 in 1901. He also became the first A.L. second baseman to lead in slugging since George Stirnweiss with the Yankees in 1945 (.476). During the '81 campaign, Grich compiled a career-best 21-game hitting streak (May 21-Aug. 19), the third longest in club annals.

In 1980, Grich was co-winner of the Owner's Trophy, symbolic of the club's Most Valuable Player as selected by the players.



Fregosi, a six-time Angels All-Star, was inducted May 17, 1989. He appeared with the Angels from 1961-71 as a player and then managed the club from June 1, 1978 through May 28, 1981. Fregosi guided the club to an 87-75 finish in 1978 and a second place tie prior to the memorable 1979 season when the Angels captured their first-ever Western Division title at 88-74. For his efforts, Fregosi was runner-up in balloting by the Associated Press for A.L. Manager of the Year. He finished with a 237-248 record managing the Angels (.489).

As a player, Fregosi's career spanned 18 major league seasons during which he registered a .265 lifetime average. He was originally acquired by the Angels Dec. 14, 1960 in the expansion draft from the Boston Red Sox.

Fregosi was voted the Angels Owner's Trophy three times and was a Gold Glove recipient in 1964.

At the time of his induction, Fregosi led on California's all-time lists in the following categories: games (1,429), at-bats (5,244), hits (1,408) and triples (70). In addition, he also ranked second in runs (691), doubles (219), extra-base hits (404) and total bases (2,112).



ANGELS HALL OF FAME

2009 ANGELS INFORMATION GUIDE

Baylor, the first Angel to win the American League Most Valuable Player Award in 1979, was inducted on May 26, 1990. He appeared with the Angels from 1977-82. He was a member of the Angels first two Western Division Championships in 1979 and 1982. During his '79 MVP season, Baylor compiled a .296 average with 36 home runs and a league-leading 139 RBI. He also led the league in games played (162) and runs scored (120). His marks in games played, runs scored, RBI and total bases that season set club single-season records. In the '82 American League Championship Series, he hit .294 with a grand slam and series-high 10 RBI.

Baylor's career spanned 19 major league seasons during which he registered a .260 lifetime average and 338 home runs. He was originally acquired by the Angels Nov. 16, 1976 as a free agent. With the Angels, he averaged 23 home runs and 87 RBI, while batting .262 in six seasons.

Baylor was voted the Owner's Trophy twice (1978 & 1979) and earned All-Star recognition as an outfielder in '79.

Upon his induction, Baylor ranked on California's All-Time list in the following categories: third in home runs (141), fourth in at-bats (3,105), runs (481), RBI (523) and total bases (1,390). In addition, he also ranked fifth in extra base hits (288), hits (813), doubles (140, tied with Carew) and stolen bases (89).



Carew was the 16th player in major league history to collect 3,000 hits (Aug. 4, 1985 vs. Minnesota). He was inducted into the Angels Hall of Fame, Aug. 6, 1991 and the Baseball Hall of Fame in Cooperstown, NY, July 21, 1991.

Carew appeared with the Angels from 1979-85. He was a member of California's first two Western Division Championship teams in 1979 and 1982. His finest season was 1983, when he established a then club record for batting average at .339.

Carew's career spanned 19 major league seasons, the first 12 with Minnesota. He won seven batting titles (1969, 1972-75, 1977-78) and the American League Most Valuable Player Award in 1977 when he hit .388 with 239 hits and 128 runs scored.


Carew was named "Rookie of the Year" by the BBWAA in 1967 and selected to the A.L. All-Star team 18 times (1967-84). He is the only Angel to start in five Mid-Summer Classics.

Originally acquired by the Angels from Minnesota, Feb. 3, 1979, Carew ranked 38th on baseball's All-Time lists in average (.328), tied for 35th in games (2,469), 31st in at-bats (9,315), 13th in hits (3,053) and sixth in singles (2,404) at the time of his induction. On the Angels' All-Time lists, he still ranks first in career average (.314).



ANGELS HALL OF FAME

2009 ANGELS INFORMATION GUIDE



Ryan, who became the 20th pitcher in major league history to win 300 games (July 31, 1990 at Milwaukee) and owns a major league record seven no-hitters and 5,714 strikeouts was inducted and had his uniform No. 30 retired, June 16, 1992.

Ryan appeared with the Angels from 1972-79, compiling a 138-121 record and 3.06 ERA in 291 games. Ryan tossed four of his no-hitters with the Angels and holds or shares several club records, including complete games (156), shutouts (40) and strikeouts (2,416). In 1977, he was selected "A.L. Pitcher of the Year" by *The Sporting News* and named to its All-Star team. In 1973, Ryan established a major league record for strikeouts in a single season with 383. He was originally acquired by California, Dec. 10, 1971, along with pitcher Don Rose, outfielder Leroy Stanton and catcher Francisco Estrada in exchange for Jim Fregosi.

Ryan's career spanned 27 seasons, the most in major league history. He began his career with the New York Mets, posting a 29-38 record and 3.58 ERA in 105 games (74 starts) from 1966-71. Following eight seasons with California, he appeared with the Houston Astros from 1980-88, compiling a 106-94 mark and 3.13 ERA in 282 starts. He joined the Texas Rangers in 1989 and finished 51-39 with a 3.43 ERA in five seasons.

Ryan was named to eight All-Star teams (five with California) and appeared in five games, including as

starting pitcher for the American League in 1979 in Seattle. He pitched two scoreless relief innings to win the 1989 game in Anaheim, becoming the oldest pitcher to win an All-Star game. Ryan was inducted into the Baseball Hall of Fame, July 25, 1999.

Reese, whose 23 years in an Angels uniform is second longest in club history (Bobby Knoop - 24), was inducted on Aug. 2, 1995.

A former roommate of Babe Ruth, Reese began his career as a batboy for the Los Angeles Angels of the Pacific Coast League in 1917. He broke into baseball seven years later as a second baseman for the minor league Oakland Oaks.

Reese played one more year in the majors (1932 with St. Louis) before returning to the Pacific Coast League in 1933. In three major league seasons, he hit .278, including a .345 mark in a reserve role for the Yankees in 1930.

Reese played 12 seasons in the PCL (Oakland, 1924-29; Los Angeles, 1933-36 and San Diego, 1937-38) and was honored as all-time second baseman of the league. He set a career fielding record for total chances with 9,890 and led the PCL in fielding three times (1927, 1929 & 1934).


On March 30, 1972, Reese joined the California Angels coaching staff. During his 23 years, he built a reputation for being the most prolific fungo hitter in baseball. In 1989, Reese was selected by the late Commissioner Bart Giamatti to throw out the ceremonial first pitch for the 60th All-Star Game at Anaheim Stadium. In 1992, he was named honorary captain of the American League All-Stars at the contest in San Diego. Jimmie Reese passed away on July 13, 1994 at the age of 92.

Did You Know? Nolan Ryan appeared in 291 career games with the Angels. Of those 291 games, 156 (54%) were complete game efforts.




CLUB HISTORY





HOME of
ANGELS BASEBALL

MI 830




MAJOR LEAGUE BASEBALL

2009 ANGELS INFORMATION GUIDE

MAJOR LEAGUE BASEBALL

2009 ANGELS INFORMATION GUIDE



NATIONAL BASEBALL HALL OF FAME AND MUSEUM

25 Main Street, Cooperstown, New York 13326

Phone: (607) 547-7200 Fax: (607) 547-2044

Public Relations: (607) 547-0215

e-mail address: info@baseballhalloffame.org

Web site: baseballhall.org

Summer Hours: Memorial Day Weekend - Labor Day Weekend: 9 a.m. to 9 p.m.

Off-Season Hours: 9 a.m. to 5 p.m.

Holiday Closings: Thanksgiving Day, Christmas Day, and New Year's Day.

DIRECTORY: Jane Forbes Clark (Chairman), Joe Morgan (Vice Chairman), Jeff Idelson (President), Bill Haase (Senior Vice President), Sean Gahagan (Vice President, Retail Marketing & Licensing), Ted Spencer (Vice President, Chief Curator), Ken Meifert (Senior Director, Development), Brad Horn (Senior Director, Communications & Education), Jim Gates (Librarian), Tim Wiles (Research Director)

COMMUNICATIONS CONTACTS: Craig Muder (Communications Director), Samantha Carr (Media Relations Coordinator), Trevor Hayes (Editorial Production Manager), Jackie Brown (Communications Associate)

HALL OF FAME WEEKEND 2009: July 24-27

Induction Ceremony:

Sunday, July 26, 1:30 p.m. EDT, Clark Sports Center

HALL OF FAME CLASSIC

Sunday, June 21, time TBA, Doubleday Field;

For more information, visit www.baseballhall.org

ANGELS IN THE HALL OF FAME

Ten members of the National Baseball Hall of Fame have worn an Angels uniform including Rod Carew (1979-1985), Rickey Henderson (1997), Reggie Jackson (1982-1986), Eddie Murray (1997), Frank Robinson (1973-1974), Nolan Ryan (1972-1979), Don Sutton (1985-1987), Hoyt Wilhelm (1969), Dick Williams (1974-1976) and Dave Winfield (1990-1991). Only Nolan Ryan spent the majority of his career with the Angels organization. For more information on Los Angeles/California/Anaheim/Los Angeles Angels of Anaheim in the Hall of Fame, visit the "Hall of Famers" team pages at www.baseballhall.org.

NOTABLE ANGELS ARTIFACTS IN COOPERSTOWN

• Balls from Francisco Rodriguez's 50th, 57th and record 58th save along with a jersey which set the new single season saves mark, on Sept. 13, 2008.

• Ball used in the Angels' "almost" no-hitter against the Dodgers on June 28, 2008.

• Ball from Chone Figgins' 6-for-6 performance on June 18, 2007.

• Bat used by Garret Anderson on Aug. 21, 2007, when he amassed 10 RBI against the New York Yankees.

• Ball hit by Jeff DaVanon for a home run to complete the cycle on Aug. 25, 2004.

• Cap, ball and lineup cards from Troy Percival's 300th career save on July 28, 2004.

• Batting helmet worn by 2003 All-Star Game MVP Garret.

• LA Angels sombrero worn by Mike Scioscia at the 2003 press conference introducing new owner Arte Moreno, the first Hispanic to own a major sports franchise in the United States.

• Cap worn by John Lackey during the 2002 World Series, to win Game Seven, the first rookie pitcher to do so since 1909.

• Cap worn by 20-year old rookie Francisco Rodriguez, during his Game Two victory of the 2002 World Series.

• Bat used by Adam Kennedy to hit three home runs in the clinching Game Five of the 2002 ALCS against Minnesota.

• Jim Edmonds bat used by all nine batters in the starting lineup on Aug. 4, 1999.

• Cap worn by Angels' Shigetoshi Hasegawa in 1997, when he earned the first win by a Japanese pitcher in A.L. history.

• Bat and ball used by Garret Anderson to hit the 124th grand slam of the 1996 season, establishing a single-season record.

• Entire uniform worn by Rod Carew on Aug. 4, 1985, when he achieved his 3,000th career hit.

• Baseball from Mike Witt's perfect game thrown on Sept. 30, 1984.

• Helmet worn by Reggie Jackson when he hit his 500th career home run on Sept. 17, 1984.

• Baseballs and caps from all four of the no-hit games Nolan Ryan threw for the Angels: (1973 (2), 1974, 1975).



Francisco Rodriguez's 57th save ball.

A LOOK AHEAD TO 2010

Ballots for the 2010 Hall of Fame/BBWAA election will be distributed in early December with results from the voting scheduled to be announced in January 2010. A partial list of first-year candidates for election include: Roberto Alomar, Ellis Burks, Andres Galarraga, Barry Larkin, Edgar Martinez, Fred McGriff and Robin Ventura. Historical voting data from all past BBWAA elections can be accessed exclusively at www.baseballhall.org, under the "Hall of Famers" section.

THE INSIDE NEWS FROM COOPERSTOWN

• If you have an interest in receiving *Around The Horn*, the monthly media newsletter of the Hall of Fame, please send an e-mail to info@baseballhalloffame.org. Be sure to include your name, name of organization and e-mail address.

• If you would like to receive interesting stories and timely news items direct from the Hall of Fame and get the inside track on the latest happenings in Cooperstown, sign up for *Inside Pitch*. There's no cost to receive our weekly electronic newsletter in your e-mail box at home or work and it's easy to enroll: Just log on to www.baseballhall.org.

• Media members are invited to visit the Digital News Room of the National Baseball Hall of Fame and Museum for up-to-the-minute news from Cooperstown, by visiting www.baseballhall.org/news/.

RESEARCH ASSISTANCE

The Hall of Fame is pleased to provide assistance in baseball research and members of the media are encouraged to utilize this valuable baseball resource whenever necessary, by calling the Public Relations department at (607) 547-0215, or the Library Reference desk at (607) 547-0330.



Bud Selig

MAJOR LEAGUE BASEBALL

245 PARK AVENUE
 NEW YORK, NY 10167
 (212) 931-7800
 FAX: (212) 949-5654
 WWW.MLB.COM



OFFICE OF THE COMMISSIONER

Allan H. (Bud) Selig Commissioner of Baseball
 Bob DuPuy President & Chief Operating Officer
 Tim Brosnan Executive Vice President, Business
 Rob Manfred Executive Vice President, Labor Relations & Human Resources
 Jonathan Mariner Executive Vice President, Finance
 John McHale, Jr. Executive Vice President, Administration & Chief Information Officer
 Jimmie Lee Solomon Executive Vice President, Baseball Operations

BROADCASTING

Chris Tully Senior Vice President, Broadcasting
 Bernadette McDonald Vice President, Broadcasting Operations

CLUB RELATIONS

Katy Feeney Senior Vice President, Scheduling & Club Relations
 Phyllis Merhige Senior Vice President, Club Relations

PUBLIC RELATIONS

(212) 931-7878; FAX (212) 949-5654

Richard Levin Senior Vice President, Public Relations
 Patrick Courtney Vice President, Public Relations Operations
 Matt Bourne Vice President, Business Public Relations
 Rob Doelger Senior Manager, Baseball Information
 John Blundell Manager, Media Relations
 Mike Teevan Manager, Media Relations
 Jeff Heckelman Manager, Business Public Relations
 Daniel Queen Senior Specialist, Business Public Relations
 Steven Arocho Specialist, Business Public Relations
 Lauren Verusio Specialist, Business Public Relations
 Donald Muller Coordinator, Media Relations
 Sarah Leer Coordinator, Business Public Relations
 Heather Flock Senior Administrative Assistant
 Raquel Ramos Administrative Assistant

BASEBALL OPERATIONS

Joe Garagiola, Jr. Senior Vice President, Baseball Operations
 Ed Burns Vice President, Baseball Operations & Administration
 Lou Melendez Vice President, International Baseball Operations
 Mike Port Vice President, Umpiring
 Bob Watson Vice President, On-Field Operations
 Roy Krasik Senior Director, Major League Operations
 Tom Lepperd Director, Umpire Administration
 Sylvia Lind Director, Minor League Operations
 Jeff Pfeifer Manager, Baseball Operations

MLB



MAJOR LEAGUE BASEBALL

2009 ANGELS INFORMATION GUIDE



BALTIMORE ORIOLES

Oriole Park at Camden Yards
333 West Camden St.
Baltimore, MD 21201
(888) 848-2473
Seating Capacity: 48,290
2008 Record:
68-93- 5th in East

Field Manager Dave Trembley
Named: . . . June 18, 2007, replacing Sam Perlozzo
Equipment Manager Jim Tyler
Visiting Clubhouse Manager Fred Tyler



CLUB DIRECTORY

Chairman of the Board/CEO Peter Angelos
President of Baseball Operations Andy MacPhail
Executive Vice President of Baseball Operations Mike Flanagan
Director of Public Relations Monica Pence
Traveling Secretary Phil Itzoe

2008 RECAP

DATE	SITE	SCORE	WP	LP
5/2	Anaheim	3-4	Guthrie	Weaver
5/3	Anaheim	3-1	Garland	Cabrera
5/4	Anaheim	6-5	Saunders	Trachsel
7/25	Baltimore	6-5	Saunders	Burres
7/26	Baltimore	11-6	Garland	Liz
7/27	Baltimore	2-5	Olson	Santana
8/4	Anaheim	6-5	Rodriguez	Sherrill
8/5	Anaheim	0-3	Waters	Garland
8/6	Anaheim	9-4	Santana	Olson

2009 SCHEDULE

DAY	DATE	SITE	TIME	DAY	DATE	SITE	TIME
Tues.	4/28	Baltimore	4:05 p.m.	Fri.	8/14	Baltimore	4:05 p.m.
Wed.	4/29	Baltimore	9:35 a.m.	Sat.	8/15	Baltimore	4:05 p.m.
Thurs.	7/2	Anaheim	7:05 p.m.	Sun.	8/16	Baltimore	11:35 a.m.
Fri.	7/3	Anaheim	7:05 p.m.	Mon.	8/17	Baltimore	4:05 p.m.
Sat.	7/4	Anaheim	6:05 p.m.	(All Times PST)			
Sun.	7/5	Anaheim	12:35 p.m.				

ALL-TIME SERIES RESULTS

(Angels Listed First)

Year	Home	Road	Totals	Year	Home	Road	Totals	Year	Home	Road	Totals
1961	4-6	6-2	10-8	1977	5-0	1-5	6-5	1993	3-3	2-4	5-7
1962	7-2	3-6	10-8	1978	3-2	3-2	6-4	1994	1-5	3-3	4-8
1963	6-3	3-6	9-9	1979	2-4	1-5	3-9	1995	2-5	2-4	4-9
1964	4-5	3-6	7-11	1980	0-6	2-4	2-10	1996	3-3	3-3	6-6
1965	3-5	2-8	5-13	1981	3-3	3-3	6-6	1997	3-2	1-5	4-7
1966	3-6	3-6	6-12	1982	2-4	3-3	5-7	1998	3-3	2-3	5-6
1967	7-4	4-2	11-6	1983	3-3	2-4	6-6	1999	1-5	2-4	3-9
1968	4-5	4-5	8-10	1984	3-3	1-5	4-8	2000	3-3	4-2	7-5
1969	3-3	3-3	6-6	1985	3-3	2-4	5-7	2001	1-2	3-3	4-5
1970	3-3	2-4	5-7	1986	4-2	2-4	6-6	2002	4-2	3-0	7-2
1971	3-3	2-4	5-7	1987	1-5	2-4	3-9	2003	1-2	0-6	1-8
1972	4-2	2-4	6-6	1988	4-2	3-3	7-5	2004	4-2	2-1	6-3
1973	3-3	3-3	6-6	1989	4-2	2-4	6-6	2005	2-1	2-1	4-2
1974	3-3	2-4	5-7	1990	3-3	2-4	5-7	2006	5-1	1-3	6-4
1975	2-4	4-2	6-6	1991	3-3	3-3	6-6	2007	3-1	4-2	7-3
1976	2-4	2-4	6-6	1992	2-4	2-4	4-8	2008	4-2	2-1	6-3
				Totals				149-152		267-327	

118-175



BALTIMORE ORIOLES

2009 ANGELS INFORMATION GUIDE

WON-LOST RECORDS AT STADIUMS

Wrigley Field:	4-6	.400	Memorial Stadium:	80-126	.388
Dodger Stadium:	20-15	.571	Camden Yards:	38-49	.437
Anaheim Stadium:	94-107	.468			
Angel Stadium:	31-25	.554			

Most Runs, Game: By Angels — 18 (18-6, Sept. 12, 2007 at Camden Yards)
By Baltimore — 17 (17-3, Aug. 26, 1985 at Anaheim Stadium)

Widest Margin Victory: By Angels — 13 Runs (13-0, Aug. 25, 1996 at Camden Yards)
By Baltimore — 14 Runs (17-3, Aug. 26, 1985 at Anaheim Stadium)

Longest Winning Streak: By Angels — 6 (Sept. 2, 1972 to May 5, 1973)
By Baltimore — 12 (July 19, 1979★ to Aug. 28, 1980)
★Second game of twi-night doubleheader

Attendance High: At Angel Stadium: 44,027, August 5, 2008
At Anaheim Stadium: 63,073, April 23, 1983
At Camden Yards: 48,544, July 24, 1999

ANGELS VS. BALTIMORE IN 2008

BATTER	AVG	G	AB	R	H	2B	3B	HR	RBI	SH	SF	HP	BB	SO	SB	CS	GI	
																	DP	E
Anderson,G	.370	8	27	1	10	1	0	0	5	0	0	0	3	3	0	0	1	0
Aybar,E	.179	7	28	2	5	0	0	0	1	1	0	0	0	5	1	0	0	1
Budde,R	.000	1	2	0	0	0	0	0	0	0	0	0	0	0	0	0	0	1
Figgins,D	.179	8	28	9	5	0	0	0	1	0	0	0	10	5	3	0	1	0
Guerrero,V	.321	8	28	8	9	1	0	2	7	0	0	0	6	2	0	1	3	0
Hunter,T	.448	9	29	8	13	2	0	3	13	0	1	2	5	2	1	1	1	0
Izturis,M	.000	2	7	1	0	0	0	0	0	0	0	0	2	1	1	0	0	1
Kendrick,H	.174	6	23	0	4	0	0	0	1	0	0	0	2	7	2	0	0	0
Kotchman,C	.250	6	24	4	6	1	0	2	5	0	0	0	0	1	0	1	3	0
Mathis,J	.048	8	21	1	1	0	0	1	1	0	0	2	4	5	0	0	0	1
Matthews,G	.200	4	10	1	2	0	0	1	3	0	1	1	4	3	0	0	0	0
Napoli,M	.333	1	3	0	1	0	0	0	0	0	0	0	0	0	1	0	0	0
Quintan,R	.222	4	9	1	2	0	0	1	2	0	0	0	0	3	0	0	0	0
Rivera,J	.182	7	22	3	4	0	0	2	4	0	0	0	0	0	0	0	1	0
Rodriguez,S	.500	1	2	0	1	0	0	0	0	0	0	0	2	0	0	0	0	0
Teixeira,M	.400	3	10	5	4	1	0	0	1	0	0	0	3	1	0	0	0	1
Willits,R	.429	4	7	1	3	0	0	0	1	1	0	0	1	0	0	0	0	0
Wood,B	.000	3	5	1	0	0	0	0	0	1	0	1	0	2	0	0	0	0
TOTALS	.246	9	285	46	70	6	0	12	45	3	2	6	42	40	9	3	11	4

PITCHER	ERA	W	L	G	GS	CG	SHO	SV	IP	AB	H	R	ER	HR	HB	BB	SO	WP	OPP
																			AVG
Arredondo,J	0.00	0	0	3	0	0	0	0	4.2	14	0	0	0	0	0	2	2	0	.000
Garland,J	3.98	2	1	3	3	0	0	0	20.1	73	19	9	9	3	0	3	5	0	.260
Loux,S	0.00	0	0	1	0	0	0	0	2.0	6	0	0	0	0	0	1	0	0	.000
O'Day,D	0.00	0	0	2	0	0	0	0	1.1	6	2	0	0	0	0	1	1	0	.333
Oliver,D	2.45	0	0	3	0	0	0	0	3.2	12	2	1	1	0	1	0	2	0	.167
Rodriguez,F	2.70	1	0	4	0	0	0	3	3.1	15	5	3	1	1	0	0	3	1	.333
Santana,E	6.75	1	1	2	2	0	0	0	12.0	51	15	9	9	2	1	3	12	0	.294
Saunders,J	4.08	2	0	3	3	0	0	0	17.2	71	24	9	8	2	1	4	5	0	.338
Shields,R	0.00	0	0	3	0	0	0	0	3.0	11	2	2	0	0	0	0	3	0	.182
Speier,J	1.80	0	0	4	0	0	0	0	5.0	17	4	1	1	1	0	1	2	1	.235
Weaver,J	5.14	0	1	1	1	0	0	0	7.0	27	6	4	4	1	0	2	6	0	.222
TOTALS	3.71	6	3	9	9	0	0	3	80.0	303	79	38	33	10	3	17	41	2	.261

MLB



MAJOR LEAGUE BASEBALL

2009 ANGELS INFORMATION GUIDE



BOSTON RED SOX

Fenway Park
4 Yawkey Way
Boston, MA 02215
(617) 226-6000
Seating Capacity: 37,373
2008 Record:
95-67 - 2nd in East

Field Manager Terry Francona
Named: . . . Dec. 4, 2003, replacing Grady Little
Equipment Manager Joe Cochran
Visiting Clubhouse Manager . . . Tom McLaughlin



CLUB DIRECTORY

Chairman Tom Werner
Vice Chairman David Ginsberg, Les Otten, Phillip Morse
General Manager Theo Epstein
Director of Media Relations Pam Ganley
Traveling Secretary Jack McCormick

2008 RECAP

DATE	SITE	SCORE	WP	LP
4/22	Boston	6-7	Timlin	Oliver
4/23	Boston	6-4	Garland	Hansen
4/24	Boston	7-5	Saunders	Delcarmen
7/18	Anaheim	11-3	Lackey	Buchholz
7/19	Anaheim	4-2	Arredondo	BECKETT
7/20	Anaheim	5-3	Oliver	Wakefield
7/28	Boston	7-5	Weaver	Matsuzaka
7/29	Boston	6-2	Lackey	Buchholz
7/30	Boston	9-2	Saunders	Beckett

2009 SCHEDULE

DAY	DATE	SITE	TIME	DAY	DATE	SITE	TIME
Fri.	4/10	Anaheim	7:05 p.m.	Tues.	9/15	Boston	4:10 p.m.
Sat.	4/11	Anaheim	1:10 p.m.	Wed.	9/16	Boston	4:10 p.m.
Sun.	4/12	Anaheim	12:35 p.m.	Thurs.	9/17	Boston	4:10 p.m.
Tues.	5/12	Anaheim	7:05 p.m.	(All Times PST)			
Wed.	5/13	Anaheim	7:05 p.m.				
Thurs.	5/14	Anaheim	12:35 p.m.				

ALL-TIME SERIES RESULTS

(Angels Listed First)

Year	Home	Road	Totals	Year	Home	Road	Totals	Year	Home	Road	Totals
1961	5-4	2-7	7-11	1977	1-4	2-3	3-7	1993	5-1	0-6	5-7
1962	4-5	8-1	12-6	1978	2-4	0-5	2-9	1994	3-3	2-4	5-7
1963	5-4	3-5	8-9	1979	4-2	3-3	7-5	1995	1-6	2-5	3-11
1964	7-2	2-7	9-9	1980	0-6	3-3	3-9	1996	2-4	2-4	4-8
1965	8-1	5-4	13-5	1981	3-0	1-2	4-2	1997	3-2	3-3	6-5
1966	5-4	4-5	9-9	1982	2-4	3-3	5-7	1998	3-3	3-2	6-5
1967	7-2	1-8	8-10	1983	2-4	4-2	6-6	1999	1-3	0-6	1-9
1968	5-4	4-5	9-9	1984	1-5	2-4	3-9	2000	4-2	1-2	5-4
1969	2-4	2-4	4-8	1985	5-1	2-4	7-5	2001	1-3	3-0	4-3
1970	4-2	3-3	7-5	1986	4-2	3-3	7-5	2002	1-2	2-2	3-4
1971	3-3	3-3	6-6	1987	5-1	3-3	8-4	2003	1-2	2-4	3-6
1972	3-3	1-5	4-8	1988	2-4	2-4	4-8	2004	4-2	0-3	4-5
1973	3-3	2-4	5-7	1989	5-1	3-3	8-4	2005	2-2	2-4	4-6
1974	3-3	5-1	8-4	1990	2-4	3-3	5-7	2006	1-2	2-1	3-3
1975	3-3	3-3	6-6	1991	6-0	2-4	8-4	2007	2-1	2-5	4-6
1976	3-3	2-4	5-7	1992	1-5	3-3	4-8	2008	3-0	5-1	8-1
									Totals	152-135	272-308

120-173

MLB



WON-LOST RECORDS AT STADIUMS

Wrigley Field	5-4	.556	Fenway Park	120-173	.410
Dodger Stadium	24-12	.667			
Anaheim Stadium	100-97	.508			
Angel Stadium	23-22	.511			

Most Runs, Game
 By Angels - 20 (20-2, June 20, 1980 at Fenway Park)
 By Boston - 17 (17-6, May 15, 1996 at Anaheim Stadium)

Widest Margin Victory
 By Angels - 18 Runs (20-2, June 20, 1980 at Fenway Park)
 By Boston - 12 Runs (16-4, July 21, 1984 at Anaheim Stadium)

Longest Winning Streak
 By Angels - 8 (Aug. 26, 1961 to May 30, 1962 and April 23 to July 30, 2008)
 By Boston - 10 (July 19, 1993 to July 4, 1994)

Attendance High
 At Angel Stadium: 44,260, July 18, 2008
 At Anaheim Stadium: 64,223, Oct. 11 & 12, 1986 (ALCS games 4 & 5)
 At Fenway Park: 38,172, April 23, 2008

ANGELS VS. BOSTON IN 2008

BATTER	AVG	G	AB	R	H	2B	3B	HR	RBI	SH	SF	HP	BB	SO	SB	CS	GI	DP	E
Anderson,G	.378	9	37	6	14	1	0	3	13	0	0	0	1	3	1	0	1	0	0
Aybar,E	.500	5	14	3	7	3	1	0	5	0	0	0	0	1	1	0	0	0	0
Budde,R	.000	1	0	0	0	0	0	0	0	0	0	0	0	0	0	0	0	0	0
Figgins,D	.306	9	36	4	11	2	0	0	2	0	0	0	6	9	4	2	1	0	0
Guerrero,V	.270	9	37	9	10	1	0	2	4	0	0	0	3	3	1	0	3	1	1
Hunter,T	.361	9	36	9	13	3	0	3	6	0	0	0	2	4	0	0	2	0	2
Izturis,M	.323	9	31	7	10	5	1	0	7	0	2	0	5	3	2	0	0	0	0
Kendrick,H	.200	6	20	4	4	1	0	0	4	0	1	0	2	5	0	0	0	0	0
Kotchman,C	.296	7	27	6	8	2	0	3	6	0	0	0	4	1	0	0	0	0	0
Mathis,J	.231	8	26	6	6	2	0	1	5	3	0	0	1	8	1	0	0	0	0
Matthews,G	.316	4	19	2	6	1	0	2	5	0	0	0	1	4	0	0	0	0	0
Napoli,M	.250	1	4	2	1	0	0	1	1	0	0	0	1	2	0	0	0	0	0
Quinlan,R	.200	2	5	2	1	0	0	1	0	0	0	0	0	2	0	0	0	0	0
Rivera,J	.286	6	14	0	4	1	0	0	1	0	1	0	2	3	0	0	0	0	0
Teixeira,M	.000	1	4	0	0	0	0	0	0	0	0	0	1	2	0	0	0	0	0
Willits,R	.000	5	1	1	0	0	0	0	0	1	0	0	0	1	0	0	0	0	0
TOTALS	.305	9	311	61	95	22	3	15	59	4	4	0	29	51	10	2	7	1	

PITCHER	ERA	W	L	G	GS	CG	SHO	SV	IP	AB	H	R	ER	HR	HB	BB	SO	WP	OPP	AVG
Arredondo,J	0.00	1	0	2	0	0	0	0	1.2	6	2	0	0	0	0	2	2	0	.333	
Garland,J	4.26	1	0	2	2	0	0	0	12.2	48	14	7	6	1	0	5	7	0	.292	
Lackey,J	2.81	2	0	2	2	1	0	0	16.0	53	7	5	5	3	1	4	10	0	.132	
O'Day,D	3.86	0	0	2	0	0	0	0	2.1	10	3	1	1	1	0	0	1	0	.300	
Oliver,D	2.70	1	1	3	0	0	0	0	3.1	13	4	1	1	0	0	1	5	0	.308	
Rodriguez,F	2.08	0	0	5	0	0	0	5	4.1	15	2	1	1	1	0	1	6	0	.133	
Saunders,J	3.38	2	0	3	3	0	0	0	18.2	71	18	7	7	2	1	9	6	0	.254	
Shields,R	5.06	0	0	5	0	0	0	0	5.1	23	8	3	3	1	0	4	3	0	.348	
Speier,J	0.00	0	0	4	0	0	0	0	5.0	16	2	0	0	0	1	1	2	1	.125	
Weaver,J	6.75	1	0	2	2	0	0	0	10.2	47	16	8	8	2	0	3	8	0	.340	
TOTALS	3.60	8	1	9	9	1	0	5	80.0	302	76	33	32	11	3	30	50	1	.252	



MAJOR LEAGUE BASEBALL

2009 ANGELS INFORMATION GUIDE



CHICAGO WHITE SOX

U.S. Cellular Field
333 W. 35th Street
Chicago, IL 60616
(312) 674-1000

Seating Capacity: 40,615
2008 Record:
89-74 - 1st in Central

Field Manager Ozzie Guillen
Named: . . . Nov. 3, 2003, replacing Jerry Manuel
Equipment Manager Vince Fresso
Visiting Clubhouse Manager Gabe Morell



CLUB DIRECTORY

Chairman, Board of Directors Jerry M. Reinsdorf
Senior Vice President/General Manager Ken Williams
Assistant General Manager Rick Hahn
Vice President of Communications Scott Reifert
Director of Media Relations Bob Beghtol
Director of Public Relations Lou Hernandez
Manager of Team Travel Ed Cassin

2008 RECAP

DATE	SITE	SCORE	WP	LP
5/12	Anaheim	10-7	Adenhardt	Buehrle
5/13	Anaheim	2-0	Shields	Dotel
5/14	Anaheim	1-6	Contreras	Shields
5/15	Anaheim	3-4	Dotel	Rodriguez
5/23	Chicago	3-1	Saunders	FLOYD
5/24	Chicago	2-0	Weaver	Danks
5/25	Chicago	2-3	Linebrink	LACKEY
9/5	Chicago	2-10	Buehrle	Moseley
9/6	Chicago	6-7 (15)	Wasserman	Speier
9/7	Chicago	3-2	Saunders	Ramirez

2008 SCHEDULE

DAY	DATE	SITE	TIME	DAY	DATE	SITE	TIME
Mon.	5/25	Anaheim	6:05 p.m.	Fri.	9/11	Anaheim	7:05 p.m.
Tues.	5/26	Anaheim	7:05 p.m.	Sat.	9/12	Anaheim	TBA
Wed.	5/27	Anaheim	7:05 p.m.	Sun.	9/13	Anaheim	TBA
Tues.	8/4	Chicago	5:11 p.m.	(All Times PST)			
Wed.	8/5	Chicago	5:11 p.m.				
Thurs.	8/6	Chicago	11:05 a.m.				

ALL-TIME SERIES RESULTS

(Angels Listed First)											
Year	Home	Road	Totals	Year	Home	Road	Totals	Year	Home	Road	Totals
1961	6-3	2-7	8-10	1977	5-3	3-4	8-7	1993	3-4	4-2	7-6
1962	3-6	5-4	8-10	1978	5-2	3-5	8-7	1994	2-4	3-1	5-5
1963	4-5	4-5	8-10	1979	6-1	3-3	9-4	1995	5-1	5-1	10-2
1964	4-5	4-5	8-10	1980	0-6	3-4	3-10	1996	5-1	1-5	6-6
1965	6-3	0-9	6-12	1981	3-4	3-3	6-7	1997	5-1	1-4	6-5
1966	3-6	5-4	8-10	1982	3-3	5-2	8-5	1998	3-3	2-3	5-6
1967	5-4	2-7	7-11	1983	2-5	1-5	3-10	1999	4-2	1-3	5-5
1968	2-7	6-3	8-10	1984	5-1	3-4	8-5	2000	2-2	2-4	4-6
1969	5-4	4-5	9-9	1985	3-4	5-1	8-5	2001	5-1	1-2	6-3
1970	7-2	5-4	12-6	1986	3-3	4-3	7-6	2002	3-0	3-3	6-3
1971	3-6	5-4	8-10	1987	5-2	3-3	8-5	2003	3-1	0-3	3-4
1972	5-4	2-7	7-11	1988	4-2	5-2	9-4	2004	2-1	3-3	5-4
1973	6-3	2-7	8-10	1989	4-3	4-2	8-5	2005	2-2	4-2	6-4
1974	5-4	5-4	10-8	1990	4-3	1-5	5-8	2006	1-5	2-1	3-6
1975	4-5	5-4	9-9	1991	4-3	4-2	8-5	2007	1-2	3-3	4-5
1976	5-4	6-3	11-7	1992	1-5	2-5	3-10	2008	2-2	3-3	5-5
									Totals	178-153	330-331

152-178

MLB



CHICAGO WHITE SOX

2009 ANGELS INFORMATION GUIDE

WON-LOST RECORDS AT STADIUMS

Wrigley Field:	6-3	.667	★County Stadium	1-1	.500
Dodger Stadium	17-19	.472	Old Comiskey Park	107-127	.457
Anaheim Stadium	127-110	.536	U.S. Cellular Field	44-50	.468
Angel Stadium	28-21	.571			

★Angels defeated White Sox, 4-2, May 15, 1968 and lost, 7-1, April 23, 1969

Most Runs, Game
By Angels — 19 (19-0, May 10, 2002 at Angel Stadium)
By Chicago — 17 (17-2, May 31, 1978 at Comiskey Park)

Widest Margin Victory
By Angels — 19 Runs (19-0, May 10, 2002 at Angel Stadium)
By Chicago — 15 runs (17-2, May 31, 1978 at Comiskey Park)

Longest Winning Streak
By Angels — 8 (May 19-Aug. 15, 1995)
By Chicago — 10 (Sept. 26, 1980-May 30, 1981)

Attendance High
At Angel Stadium: 44,135, April 30, 2006
At Anaheim Stadium: 49,567, June 20, 1982
At New Comiskey Park: 42,535, Aug. 7, 1993
At U.S. Cellular Field: 38,685, May 30, 2005

ANGELS VS. CHICAGO IN 2008

BATTER	AVG	G	AB	R	H	2B	3B	HR	RBI	SH	SF	HP	BB	SO	SB	CS	DP	E
Anderson,G	.353	10	34	2	12	1	1	0	4	0	1	0	1	4	2	0	1	0
Aybar,E	.214	4	14	1	3	2	0	0	1	2	0	1	0	4	0	0	0	2
Brown,M	.000	2	8	0	0	0	0	0	0	0	0	0	0	6	0	0	0	0
Budde,R	.000	1	0	0	0	0	0	0	0	0	0	0	0	0	0	0	0	0
Figgins,D	.200	3	15	2	3	1	0	1	1	0	0	0	1	3	0	0	0	1
Guerrero,V	.289	9	38	5	11	2	0	2	5	0	0	0	3	4	1	0	1	0
Hunter,T	.231	10	39	4	9	3	0	1	2	0	0	0	3	8	3	1	0	0
Izturis,M	.222	6	18	4	4	0	0	0	1	0	0	1	1	2	1	0	0	0
Kotchman,C	.333	7	21	0	7	2	0	0	4	0	0	1	2	1	0	0	1	0
Mathis,J	.000	4	9	0	0	0	0	0	0	0	0	0	1	6	0	0	0	0
Matthews,G	.258	8	31	5	8	1	0	1	4	0	0	1	3	7	2	0	0	0
Morales,K	.000	1	2	0	0	0	0	0	0	0	0	0	0	2	0	0	0	0
Napoli,M	.158	9	19	2	3	0	0	1	4	0	3	0	4	10	2	0	0	0
Quinlan,R	.333	7	21	3	7	0	0	0	1	0	0	0	2	3	0	0	1	0
Rivera,J	.154	5	13	1	2	0	0	1	3	0	0	0	2	3	0	0	0	0
Rodriguez,S	.115	8	26	2	3	0	0	0	0	0	0	2	2	5	2	0	1	1
Teixeira,M	.200	3	15	2	3	2	0	0	1	0	1	0	0	2	0	0	0	0
Willits,R	.125	6	8	0	1	1	0	0	0	0	0	0	1	2	0	0	0	0
Wood,B	.118	5	17	1	2	0	0	1	1	0	0	0	1	6	1	0	1	1
TOTALS	.224	10	348	34	78	15	1	8	32	2	5	6	27	78	14	1	6	5

PITCHER	ERA	W	L	G	GS	CG	SHO	SV	IP	AB	H	R	ER	HR	HR	BB	SO	WP	AVG
Adenhardt,N	6.35	1	0	1	0	0	0	0	5.2	23	9	4	4	0	0	3	1	1	.391
Arredondo,J	3.00	0	0	4	0	0	0	0	3.0	10	1	1	1	0	0	4	0	0	.100
Bootcheck,C	10.80	0	0	1	0	0	0	0	1.2	8	3	2	2	0	0	1	2	0	.375
Bulger,J	0.00	0	0	1	0	0	0	0	3.0	9	0	0	0	0	0	0	5	0	.000
Garland,J	4.50	0	0	1	1	0	0	0	6.0	24	7	3	3	0	0	4	1	0	.292
Lackey,J	3.68	0	1	3	3	1	0	0	22.0	81	21	9	9	4	1	4	11	0	.259
Moseley,D	27.00	0	1	1	1	0	0	0	1.1	10	6	4	4	1	0	2	0	0	.600
O'Day,D	9.00	0	0	1	0	0	0	0	3.0	12	3	3	3	0	1	1	1	1	.250
Olivier,D	6.75	0	0	2	0	0	0	0	4.0	16	6	3	3	2	0	3	4	0	.375
Rodriguez,F	2.84	0	1	7	0	0	0	5	6.1	25	8	2	2	0	0	1	8	0	.320
Saunders,J	1.72	2	0	2	2	0	0	0	15.2	52	7	3	3	2	0	4	8	0	.135
Shields,R	11.25	1	1	4	0	0	0	0	4.0	18	8	5	5	1	0	3	4	1	.444
Speier,J	3.38	0	1	3	0	0	0	0	2.2	9	2	1	1	1	1	1	0	0	.222
Weaver,J	0.00	1	0	2	2	0	0	0	15.0	48	4	0	0	0	0	4	12	0	.083
TOTALS	3.86	5	5	10	10	1	2	5	93.1	345	85	40	40	12	3	31	61	3	.246

MLB



MAJOR LEAGUE BASEBALL

2009 ANGELS INFORMATION GUIDE



CLEVELAND INDIANS

Progressive Field
2401 Ontario Street
Cleveland, OH 44115
(216) 420-4200
Seating Capacity: 45,199
2008 Record:
81-81 - 3rd in Central

Field Manager Eric Wedge
Named: . . . Oct. 29, 2002, replacing Joel Skinner
Clubhouse Manager Tony Amato
Visiting Clubhouse Manager William Jenks



CLUB DIRECTORY

President and C.E.O. Lawrence J. Dolan
President Paul J. Dolan
Executive Vice President, General Manager Mark Shapiro
Assistant General Manager, Scouting Operations John Mirabelli
Assistant General Manager Chris Antonetti
Vice President of Public Relations Bob DiBlasio
Director of Media Relations Bart Swain
Director of Team Travel Mike Seghi

2008 RECAP

DATE	SITE	SCORE	WP	LP
4/7	Anaheim	6-4	Shields	Borowski
4/8	Anaheim	3-4	WESTBROOK	Speier
4/9	Anaheim	9-5	Moseley	Byrd
7/21	Anaheim	2-5	Byrd	Santana
7/22	Anaheim	3-2	Oliver	Ginter
7/23	Anaheim	14-11	Lackey	Laffey
8/15	Cleveland	2-3	Lee	Arredondo
8/16	Cleveland	4-3	Lackey	Carmona
8/17	Cleveland	3-4	Sowers	Speier

2009 SCHEDULE

DAY	DATE	SITE	TIME	DAY	DATE	SITE	TIME
Mon.	7/27	Anaheim	7:05 p.m.	Tues.	8/18	Cleveland	4:05 p.m.
Tues.	7/28	Anaheim	7:05 p.m.	Wed.	8/19	Cleveland	4:05 p.m.
Wed.	7/29	Anaheim	12:35 a.m.	Thurs.	8/20	Cleveland	4:05 p.m.

(All Times PST)

ALL-TIME SERIES RESULTS

(Angels Listed First)

Year	Home	Road	Totals	Year	Home	Road	Totals	Year	Home	Road	Totals	
1961	5-4	3-6	8-10	1977	3-2	3-2	6-4	1993	4-2	1-5	5-7	
1962	4-5	5-4	9-9	1978	4-1	2-3	6-4	1994	0-3	0-2	0-5	
1963	4-5	4-5	8-10	1979	2-4	4-2	6-6	1995	2-1	1-1	3-2	
1964	5-4	4-5	9-9	1980	3-3	1-3	4-6	1996	3-3	1-6	4-9	
1965	6-3	3-6	9-9	1981	5-1	2-4	7-5	1997	2-3	5-1	7-4	
1966	6-3	4-5	10-8	1982	5-1	3-3	8-4	1998	2-4	2-3	4-7	
1967	7-2	7-2	14-4	1983	3-3	5-1	8-4	1999	1-5	0-4	1-9	
1968	2-7	5-4	7-11	1984	3-3	5-1	8-4	2000	2-1	1-5	3-6	
1969	5-1	3-3	8-4	1985	5-1	3-3	8-4	2001	1-2	4-2	5-4	
1970	4-2	2-4	6-6	1986	3-4	3-2	6-6	2002	3-3	3-0	6-3	
1971	4-2	4-2	8-4	1987	4-2	3-3	7-5	2003	3-0	3-3	6-3	
1972	4-2	4-2	8-4	1988	3-3	5-1	8-4	2004	1-5	3-0	4-5	
1973	2-4	3-3	5-7	1989	4-2	1-5	5-7	2005	3-2	2-1	5-3	
1974	0-6	3-3	3-9	1990	3-3	4-2	7-5	2006	2-1	3-3	5-4	
1975	0-6	3-3	3-9	1991	2-4	5-1	7-5	2007	4-3	1-2	5-5	
1976	5-1	2-4	7-5	1992	3-3	3-3	6-6	2008	4-2	1-2	5-4	
				Totals				155-137	297-277			
									142-140			

MLB



CLEVELAND INDIANS

2009 ANGELS INFORMATION GUIDE

WON-LOST RECORDS AT STADIUMS

Wrigley Field:	5-4	.556	Cleveland Stadium	112-105	.516
Dodger Stadium	19-17	.528	Progressive Field	29-33	.468
Anaheim Stadium	105-88	.544	Miller Park	1-2	.333
Angel Stadium	26-28	.481			
Most Runs, Game	By Angels — 21 (21-2, April 30, 2002 at Jacobs Field) By Cleveland — 15 (15-3, April 11, 1997 at Jacobs Field)				
Widest Margin Victory	By Angels — 19 Runs (21-2, April 30, 2002 at Jacobs Field) By Cleveland — 13 runs (14-1, Aug. 29, 1970 at Cleveland Stadium)				
Longest Winning Streak	By Angels — 7 (June 9-21, 1964 & Aug. 16, 1969 - June 6, 1970) By Cleveland — 10 (Aug. 22, 1964-June 20, 1965 & July 18 - July 7, 1974)				
Attendance High	At Angel Stadium: 44,020, July 18, 2006 At Anaheim Stadium: 52,329, July 4, 1993 At Jacob's Field: 43,399, Sept. 1, 1999				

ANGELS VS. CLEVELAND IN 2008

BATTER	AVG	G	AB	R	H	2B	3B	HR	RBI	SH	SF	HP	BB	SO	SB	CS	DP	E	GI
Anderson,G	.226	8	31	5	7	3	0	1	1	0	0	0	2	3	0	0	1	0	
Aybar,E	.259	8	27	4	7	2	0	0	1	1	0	0	1	4	1	0	1	0	
Figgins,D	.263	9	38	6	10	0	0	0	0	0	0	0	4	2	1	0	1	0	
Guerrero,V	.200	9	35	5	7	0	0	2	8	0	0	0	2	4	2	0	4	0	
Hunter,T	.200	7	25	3	5	0	0	2	5	0	0	0	3	5	1	1	0	0	
Izturis,M	.211	5	19	1	4	0	0	0	0	0	0	0	0	1	1	0	1	1	
Kendrick,H	.391	7	23	5	9	3	0	1	4	0	0	1	0	4	2	0	1	0	
Kotchman,C	.348	6	23	4	8	1	0	1	2	0	0	0	2	2	1	0	1	0	
Mathis,J	.333	6	18	4	6	1	0	2	9	0	0	0	2	5	1	0	1	0	
Mathews,G	.188	7	16	4	3	0	0	0	3	0	1	0	5	6	0	1	1	1	
Morales,K	1.000	1	1	0	1	0	0	0	0	0	0	0	0	0	0	0	0	0	
Napoli,M	.167	3	12	1	2	1	0	1	4	0	0	0	0	3	0	0	1	0	
Quinlan,R	.667	1	3	0	2	0	0	0	0	0	0	0	0	1	1	0	0	0	
Rivera,J	.333	5	18	3	6	0	0	1	1	0	0	0	1	1	0	0	0	1	
Rodriguez,S	.000	1	0	0	0	0	0	0	0	1	0	0	0	0	0	0	0	0	
Teixeira,M	.600	3	10	1	6	0	0	0	2	0	0	0	2	1	0	0	1	0	
Willits,R	.667	2	3	0	2	0	0	0	1	0	0	0	0	0	0	0	0	0	
TOTALS	.281	9	302	46	85	11	0	11	41	2	1	1	24	42	11	2	14	4	

PITCHER	ERA	W	L	G	GS	CG	SHO	SV	IP	AB	H	R	ER	HR	HB	BB	SO	WP	AVG	OPP
Arredondo,J	4.15	0	1	4	0	0	0	0	4.1	19	7	2	2	0	0	4	4	1	.368	
Lackey,J	7.36	2	0	2	2	0	0	0	11.0	46	14	9	9	3	3	5	8	0	.304	
Loux,S	0.00	0	0	1	0	0	0	0	1.0	4	1	0	0	0	0	0	1	0	.250	
Moseley,D	6.00	1	0	1	1	0	0	0	6.0	27	9	4	4	2	0	1	5	1	.333	
O'Day,D	15.43	0	0	2	0	0	0	0	2.1	10	3	4	4	1	2	0	2	0	.300	
Oliver,D	0.00	1	0	4	0	0	0	0	6.1	19	2	0	0	0	2	3	2	0	.105	
Rodriguez,F	10.13	0	0	4	0	0	0	3	2.2	10	3	3	3	0	0	3	4	0	.300	
Santana,E	3.46	0	1	2	2	0	0	0	13.0	50	13	6	5	2	1	3	13	2	.260	
Saunders,J	2.77	0	0	2	2	0	0	0	13.0	49	12	4	4	1	1	4	7	1	.245	
Shields,R	2.45	1	0	4	0	0	0	0	3.2	15	5	1	1	0	0	2	6	0	.333	
Speier,J	4.91	0	2	6	0	0	0	0	7.1	29	8	4	4	2	1	2	8	0	.276	
Weaver,J	4.32	0	0	2	2	0	0	0	8.1	32	8	4	4	1	2	4	10	0	.250	
TOTALS	4.56	5	4	9	9	0	0	3	79.0	310	85	41	40	12	12	31	70	5	.274	

MLB



MAJOR LEAGUE BASEBALL

2009 ANGELS INFORMATION GUIDE



DETROIT TIGERS

Comerica Park
1200 Woodward Avenue
Detroit, MI 48201
(313) 962-4000
Seating Capacity: 41,782
2008 Record:
74-88 - 5th in AL Central

Field Manager Jim Leyland
Named: . . . Oct. 4, 2005, replacing Alan Trammell
Clubhouse Manager Jim Schmackel
Assistant Mgr., Visiting Clubhouse . . . John Nelson



CLUB DIRECTORY

Owner Michael Ilitch
President/General Manager/C.E.O. David Dombroski
Vice President/Asst. General Manager Al Avila
Manager Baseball Media Relations Brian Britten
Traveling Secretary Bill Brown

2008 RECAP

DATE	SITE	SCORE	WP	LP
4/25	Detroit	4-3	Santana	Robertson
4/26	Detroit	4-6	Lopez	O'Day
4/27	Detroit	6-2	Weaver	Verlander
5/26	Anaheim	1-0 (12)	Arredondo	Dolsi
5/27	Anaheim	3-2	SANTANA	Lopez
5/28	Anaheim	2-6	Galarra	Saunders
9/2	Detroit	5-4	Shields	Rodney
9/3	Detroit	6-9	Farnsworth	Arredondo
9/4	Detroit	7-1	Santana	Rogers

2009 SCHEDULE

DAY	DATE	SITE	TIME	DAY	DATE	SITE	TIME
Tues.	4/21	Anaheim	7:05 p.m.	Mon.	8/24	Anaheim	7:05 p.m.
Wed.	4/22	Anaheim	7:05 p.m.	Tues.	8/25	Anaheim	7:05 p.m.
Thurs.	4/23	Anaheim	7:05 p.m.	Wed.	8/26	Anaheim	12:35 p.m.
Fri.	6/5	Detroit	4:05 p.m.	(All Times PST)			
Sat.	6/6	Detroit	4:05 p.m.				
Sun.	6/7	Detroit	10:05 a.m.				

ALL-TIME SERIES RESULTS

(Angels Listed First)

Year	Home	Road	Totals	Year	Home	Road	Totals	Year	Home	Road	Totals
1961	3-6	1-8	4-14	1977	1-4	3-2	4-6	1993	2-4	2-4	4-8
1962	4-5	3-6	7-11	1978	1-4	3-3	4-7	1994	1-3	2-1	3-4
1963	3-6	3-6	6-12	1979	2-4	2-4	4-8	1995	2-2	4-0	6-2
1964	5-4	3-6	8-10	1980	1-5	4-2	5-7	1996	5-1	1-5	6-6
1965	5-4	3-6	8-10	1981	2-1	1-2	3-3	1997	4-1	1-5	5-6
1966	3-6	6-3	9-9	1982	2-4	3-3	5-7	1998	4-1	4-2	8-3
1967	5-4	3-6	8-10	1983	2-4	2-4	4-8	1999	2-2	3-3	5-5
1968	3-6	2-7	5-13	1984	1-5	3-3	4-8	2000	3-3	2-2	5-5
1969	4-2	1-5	5-7	1985	4-2	4-2	8-4	2001	2-1	3-3	5-4
1970	2-4	4-2	6-6	1986	4-2	3-3	7-5	2002	5-1	3-0	8-1
1971	4-2	2-4	6-6	1987	2-4	1-5	3-9	2003	3-0	3-1	6-1
1972	3-3	2-4	5-7	1988	3-3	2-4	5-7	2004	5-1	2-1	7-2
1973	4-2	3-3	7-5	1989	6-0	5-1	11-1	2005	4-3	2-1	6-4
1974	4-2	1-5	5-7	1990	3-3	2-4	5-7	2006	2-1	3-2	5-3
1975	3-3	3-2	6-5	1991	3-3	2-4	5-7	2007	4-1	1-2	5-3
1976	4-2	2-4	6-6	1992	4-2	3-3	7-5	2008	2-1	4-2	6-3
								Totals	150-137		275-297

125-160

MLB



WON-LOST RECORDS AT STADIUMS

Wrigley Field	3-6	.333	Tiger Stadium	102-146	.411
Dodger Stadium	17-19	.472	Comerica Park	23-14	.622
Anaheim Stadium	94-97	.492			
Angel Stadium	36-15	.706			

Most Runs, Game: By Angels - 15 (15-1, May 9, 1981 at Anaheim Stadium)
By Detroit - 15 (15-1, June 28, 1966 at Anaheim Stadium & 15-6, July 31, 1980 at Tiger Stadium)

Widest Margin Victory: By Angels - 14 Runs (15-1, May 9, 1981 at Anaheim Stadium)
By Detroit - 14 Runs (15-1, June 28, 1966 at Anaheim Stadium)

Longest Winning Streak: By Angels - 14 (May 8, 2002-Aug. 23, 2003)
By Detroit - 11 (June 17, 1979-May 30, 1980)

Attendance High: At Angel Stadium: 44,042, July 27, 2007
At Anaheim Stadium: 59,502, June 8, 1991
At Tiger Stadium: 52,682, June 14, 1970
At Comerica Park: 42,068, April 26, 2008

ANGELS VS. DETROIT IN 2008

BATTER	AVG	G	AB	R	H	2B	3B	HR	RBI	SH	SF	HP	BB	SO	SB	CS	DP	E
Anderson,G	.241	7	29	3	7	1	0	0	2	0	0	0	3	4	0	1	0	0
Aybar,E	.273	3	11	1	3	0	0	0	3	0	1	0	0	1	0	0	0	0
Figgins,D	.150	5	20	4	3	1	0	0	2	0	0	0	4	5	3	1	1	0
Guerrero,V	.429	8	35	4	15	6	1	1	3	0	0	0	1	6	0	0	1	0
Hunter,T	.294	9	34	6	10	4	1	1	7	0	0	0	6	5	2	0	2	0
Izturis,M	.190	6	21	4	4	1	0	1	4	1	0	0	3	0	0	0	1	1
Kotchman,C	.348	6	23	1	8	1	0	0	2	0	0	0	1	0	0	0	0	0
Mathis,J	.067	4	15	0	1	0	0	0	0	0	0	0	1	5	0	0	0	0
Matthews,G	.241	7	29	3	7	2	0	0	1	0	0	0	3	5	0	0	0	0
Morales,K	.250	1	4	1	1	0	0	0	0	0	0	1	0	1	0	0	0	0
Napoli,M	.111	5	18	1	2	0	0	0	0	0	0	2	1	3	0	0	1	0
Quinlan,R	.333	3	6	1	2	0	0	0	1	0	0	0	0	0	0	0	0	0
Rivera,J	.167	3	12	0	2	1	0	0	2	0	0	0	0	2	0	1	0	0
Rodriguez,S	.318	6	22	3	7	1	0	0	1	0	1	0	1	5	0	0	0	0
Teixeira,M	.417	3	12	3	5	1	0	1	6	0	1	0	1	2	0	0	1	0
Willits,R	.250	4	4	2	1	0	0	0	0	0	0	0	2	1	0	0	1	0
Wood,B	.095	6	21	1	2	1	0	0	1	0	0	0	1	4	0	0	0	2
TOTALS	.253	9	316	38	80	20	2	4	35	1	3	3	28	49	5	3	8	3

PITCHER	ERA	W	L	G	GS	CG	SHO	SV	IP	AB	H	R	ER	HR	HB	BB	SO	WP	OPP
Arredondo,J	4.91	1	1	3	0	0	0	0	3.2	14	3	2	2	0	0	0	3	0	.214
Bootcheck,C	0.00	0	0	1	0	0	0	0	1.0	4	1	0	0	0	0	0	1	1	.250
Garland,J	3.38	0	0	2	2	0	0	0	13.1	47	11	5	5	0	0	6	9	0	.234
Moseley,D	5.40	0	0	1	1	0	0	0	5.0	20	6	3	3	0	0	2	5	0	.300
O'Day,D	4.50	0	1	1	0	0	0	0	2.0	10	4	3	1	0	0	2	2	0	.400
Oliver,D	0.00	0	0	2	0	0	0	0	1.1	5	1	0	0	0	0	0	0	0	.200
Rodriguez,F	0.00	0	0	3	0	0	0	2	3.0	11	2	0	0	0	0	2	4	1	.182
Santana,E	2.38	3	0	3	3	1	0	0	22.2	81	15	6	6	3	0	3	19	0	.185
Saunders,J	6.35	0	1	2	2	0	0	0	11.1	46	15	8	8	2	1	2	7	0	.326
Shields,R	1.69	1	0	4	0	0	0	0	5.1	15	1	1	1	1	0	4	6	0	.067
Speier,J	4.50	0	0	5	0	0	0	0	6.0	21	6	3	3	1	1	4	3	1	.286
Thompson,R	0.00	0	0	1	0	0	0	0	1.0	3	0	0	0	0	0	0	1	0	.000
Weaver,J	2.84	1	0	1	1	0	0	0	6.1	20	4	2	2	0	0	4	5	0	.200
TOTALS	3.40	6	3	9	9	1	1	2	82.0	297	69	33	31	7	2	29	65	3	.232



MAJOR LEAGUE BASEBALL

2009 ANGELS INFORMATION GUIDE



KANSAS CITY ROYALS

Kauffman Stadium
PO Box 419969-64129
Kansas City, MO 64129
(816) 921-8000
Seating Capacity: 40,785
2008 Record:
75-87 - 4th in AL Central

Field Manager Trey Hillman
Named: Oct. 9, 2007, replacing Buddy Bell
Visiting Clubhouse Manager Chuck Hawke



CLUB DIRECTORY

Chairman/Owner David E. Glass
President Dan Glass
Senior Vice President and General Manager Dayton Moore
Senior Vice President Baseball Operations Kevin Uhlich
Vice President - Baseball Operations, Assistant GM Dean Taylor
Vice President of Communications and Broadcasting Mike Swanson
Vice President of Public Relations
Community Affairs and Publicity Toby Cook
Director of Media Relations David Holtzman
Senior Director, Team Travel/Clubhouse Operations Jeff Davenport

2008 RECAP

DATE	SITE	SCORE	WP	LP
4/16	Anaheim	2-3	Meche	Weaver
4/17	Anaheim	5-3	Garland	Tomko
5/5	Kansas City	4-0	SANTANA	Ramirez
5/6	Kansas City	5-3	Oliver	Bannister
5/7	Kansas City	4-9	Greinke	Weaver

2009 SCHEDULE

DAY	DATE	SITE	TIME	DAY	DATE	SITE	TIME
Fri.	5/8	Anaheim	7:05 p.m.	Fri.	9/4	Kansas City	5:10 p.m.
Sat.	5/9	Anaheim	6:05 p.m.	Sat.	9/5	Kansas City	4:10 p.m.
Sun.	5/10	Anaheim	12:35 p.m.	Sun.	9/6	Kansas City	11:10 a.m.
Mon.	7/20	Kansas City	5:10 p.m.	Mon.	9/7	Kansas City	11:10 a.m.
Tues.	7/21	Kansas City	5:10 p.m.	(All Times PST)			
Wed.	7/22	Kansas City	5:10 p.m.				

ALL-TIME SERIES RESULTS

(Angels Listed First)

Year	Home	Road	Totals	Year	Home	Road	Totals	Year	Home	Road	Totals
1969	5-4	4-5	9-9	1982	6-1	1-5	7-6	1995	1-5	4-2	5-7
1970	5-4	5-4	10-8	1983	2-4	4-3	6-7	1996	1-6	3-2	4-8
1971	2-7	6-3	8-10	1984	3-4	3-3	6-7	1997	3-3	3-2	6-5
1972	5-4	4-2	9-6	1985	2-4	2-5	4-9	1998	2-3	4-2	6-5
1973	5-4	5-4	10-8	1986	5-2	3-3	8-5	1999	3-3	4-2	7-5
1974	3-6	5-4	8-10	1987	1-5	4-3	5-8	2000	4-2	2-4	6-6
1975	1-8	3-6	4-14	1988	1-6	4-2	5-8	2001	5-1	0-3	5-4
1976	4-5	4-5	8-10	1989	3-3	1-6	4-9	2002	3-0	3-3	6-3
1977	1-6	5-3	6-9	1990	3-4	4-2	7-6	2003	4-3	2-0	6-3
1978	6-2	3-4	9-6	1991	5-1	4-3	9-4	2004	3-0	4-0	7-0
1979	2-4	5-2	7-6	1992	5-2	3-3	8-5	2005	4-2	3-0	7-2
1980	3-4	2-4	5-8	1993	3-3	3-4	6-7	2006	3-1	4-2	7-3
1981	0-3	0-3	0-6	1994	5-2	1-2	6-4	2007	0-3	2-2	2-5
								2008	1-1	2-1	3-2
								Totals	123-135		251-253
											128-118



KANSAS CITY ROYALS

2009 ANGELS INFORMATION GUIDE

WON-LOST RECORDS AT STADIUMS

Anaheim Stadium	91-116	.440	Municipal Stadium:	19-14	.576
Angel Stadium	32-19	.627	Kauffman Stadium	109-104	.512
Most Runs, Game	By Angels — 21 (21-6, Aug. 25, 2004 at Angel Stadium) By Kansas City — 18 (18-3, Aug. 10, 1996 at Anaheim Stadium)				
Widest Margin Victory	By Angels — 15 Runs (18-3, Sept. 18, 1986 at Anaheim Stadium & 21-6, Aug. 25, 2004 at Angel Stadium) By Kansas City — 15 Runs (18-3, Aug. 10, 1996 at Anaheim Stadium)				
Longest Winning Streak	By Angels — 9 (Oct. 4, 1991-Aug. 4, 1992; 1st game) By Kansas City — 12 (May 1-Sept. 12, 2nd Game, 1975)				
Attendance High	At Angel Stadium: 43,929, May 28, 2005 At Anaheim Stadium: 63,132, July 4, 1983 At Kauffman Stadium: 41,451, June 30, 1979				

ANGELS VS. KANSAS CITY IN 2008

BATTER	AVG	G	AB	R	H	2B	3B	HR	RBI	SH	SF	HP	BB	SO	SB	CS	DP	GI	
																		E	F
Anderson,G	.450	5	20	4	9	1	1	3	11	0	0	0	1	2	0	0	0	0	0
Aybar,E	.300	5	20	3	6	2	1	0	1	0	0	0	2	0	0	1	0	0	0
Figgins,D	.333	2	9	1	3	1	0	0	0	0	0	0	2	0	0	0	0	0	0
Guerrero,V	.267	4	15	2	4	1	1	0	1	0	0	0	1	1	0	1	1	0	0
Hunter,T	.235	5	17	2	4	2	0	0	0	0	0	2	2	0	0	0	1	0	0
Izturis,M	.000	2	7	0	0	0	0	0	0	0	0	0	1	1	0	0	0	0	0
Kotchman,C	.313	4	16	2	5	1	0	0	3	0	0	0	1	0	0	0	0	0	0
Mathis,J	.200	3	10	1	2	1	0	0	0	0	0	0	0	1	0	0	0	0	0
Matthews,G	.167	5	18	2	3	0	0	0	1	0	0	0	3	8	0	0	0	0	0
Napoli,M	.429	2	7	1	3	0	0	1	2	0	0	0	1	3	0	0	0	0	0
Quinlan,R	.167	2	6	0	1	0	0	0	0	0	0	0	2	0	0	0	0	0	1
Rivera,J	.250	3	4	0	1	0	0	0	0	0	0	0	0	0	0	0	0	0	0
Rodriguez,S	.167	3	12	0	2	0	0	0	0	0	0	0	6	0	0	0	0	0	0
Willits,R	.333	2	3	1	1	0	0	0	0	0	0	0	2	0	0	0	0	0	0
Wood,B	.200	3	10	1	2	0	0	1	1	0	0	0	3	0	0	0	0	0	0
TOTALS	.264	5	174	20	46	9	3	5	20	0	0	0	10	35	0	1	3	2	2

PITCHER	ERA	W	L	G	GS	CG	SHO	SV	IP	AB	H	R	ER	HR	HB	BB	SO	WP	OPP	
																			AVG	AVG
Adenhardt,N	6.23	0	0	1	1	0	0	0	4.1	18	6	3	3	0	0	5	3	0	.333	
Bootcheck,C	3.38	0	0	1	0	0	0	0	2.2	11	3	1	1	0	0	1	2	0	.273	
Garland,J	2.84	1	0	1	1	0	0	0	6.1	23	7	2	2	0	0	3	1	1	.304	
O'Day,D	0.00	0	0	2	0	0	0	0	4.0	13	3	0	0	0	0	3	3	0	.231	
Oliver,D	0.00	1	0	1	0	0	0	0	1.2	5	0	0	0	0	0	2	0	0	.000	
Rodriguez,F	4.50	0	0	2	0	0	0	2	2.0	9	3	1	1	0	0	0	2	0	.333	
Santana,E	0.00	1	0	1	1	1	1	0	9.0	31	4	0	0	0	0	9	0	0	.129	
Serrano,A	0.00	0	0	1	0	0	0	0	1.0	4	1	0	0	0	0	1	0	0	.250	
Shields,R	0.00	0	0	2	0	0	0	0	2.0	6	0	0	0	0	0	0	2	0	.000	
Speier,J	0.00	0	0	2	0	0	0	0	1.2	8	3	0	0	0	0	1	1	0	.375	
Weaver,J	9.64	0	2	2	2	0	0	0	9.1	45	20	11	10	2	0	2	2	0	.444	
TOTALS	3.48	3	2	5	5	1	1	2	44.0	173	50	18	17	2	0	15	28	1	.289	2

MLB



MAJOR LEAGUE BASEBALL

2009 ANGELS INFORMATION GUIDE



MINNESOTA TWINS

Hubert H. Humphrey Metrodome
34 Kirby Puckett Place
Minneapolis, MN 55415
(612) 375-1366
www.twinsbaseball.com
Seating Capacity: 46,632
2008 Record:
88-75 - 2nd in Central

Field Manager Ron Gardenhire
Named: Jan. 4, 2002, replacing Tom Kelly
Equipment Manager Rod McCormick
Visiting Clubhouse Manager Troy Matchan



CLUB DIRECTORY

Owner Carl R. Pohlad
President, Twins Sports, Inc. Jerry Bell
President, Minnesota Twins Dave St. Peter
Senior Vice President/General Manager Bill Smith
Director of Baseball Communications Mike Herman
Manager of Baseball Communications Dustin Morse
Manager of Publications and Media Services Molly Gallatin
Director of Team Travel and Baseball Communications Remzi Kiratli

2008 RECAP

DATE	SITE	SCORE	WP	LP
3/31	Minnesota	2-3	Hernandez	Weaver
3/31	Minnesota	9-1	Garland	Bonser
4/2	Minnesota	1-0	Saunders	Blackburn
4/3	Minnesota	5-4	Santana	Slowey
8/21	Anaheim	1-2 (12)	Crain	Speier
8/22	Anaheim	0-9	Perkins	Saunders
8/23	Anaheim	7-5	Oliver	Blackburn
8/24	Anaheim	5-3	Arredondo	Crain

2009 SCHEDULE

DAY	DATE	SITE	TIME	DAY	DATE	SITE	TIME
Fri.	4/17	Minnesota	5:10 p.m.	Fri.	7/31	Minnesota	5:10 p.m.
Sat.	4/18	Minnesota	12:40 p.m.	Sat.	8/1	Minnesota	4:10 p.m.
Sun.	4/19	Minnesota	11:10 a.m.	Sun.	8/2	Minnesota	11:10 a.m.
Thurs.	7/23	Anaheim	7:05 p.m.	(All Times PST)			
Fri.	7/24	Anaheim	7:05 p.m.				
Sat.	7/25	Anaheim	TBA				
Sun.	7/26	Anaheim	TBA				

ALL-TIME SERIES RESULTS

(Angels Listed First)

Year	Home	Road	Totals	Year	Home	Road	Totals	Year	Home	Road	Totals
1961	5-4	3-5	8-9	1977	5-2	2-6	7-8	1993	3-3	1-6	4-9
1962	3-6	6-3	9-9	1978	6-2	6-1	12-3	1994	1-2	2-1	3-3
1963	4-5	5-4	9-9	1979	4-2	5-2	9-4	1995	4-2	4-3	8-5
1964	5-4	7-2	12-6	1980	5-2	2-4	7-6	1996	3-3	1-5	4-8
1965	5-4	4-5	9-9	1981	1-1	2-2	3-3	1997	2-3	2-4	4-7
1966	6-3	5-4	11-7	1982	4-3	3-3	7-6	1998	2-3	4-2	6-5
1967	3-6	4-5	7-11	1983	1-5	5-2	6-7	1999	3-3	3-1	6-4
1968	3-6	4-5	7-11	1984	2-5	2-4	4-9	2000	2-2	5-1	7-3
1969	4-5	3-6	7-11	1985	4-2	5-2	9-4	2001	2-4	1-2	3-6
1970	3-6	5-4	8-10	1986	4-3	3-3	7-6	2002	1-2	3-3	4-5
1971	4-5	8-1	12-6	1987	4-2	4-3	8-5	2003	4-2	1-2	5-4
1972	5-4	2-4	7-8	1988	2-5	2-4	4-9	2004	2-1	3-3	5-4
1973	5-4	5-4	10-8	1989	5-1	6-1	11-2	2005	2-1	4-3	6-4
1974	6-3	2-7	8-10	1990	6-1	3-3	9-4	2006	2-1	2-1	4-2
1975	4-5	4-5	8-10	1991	3-3	5-2	8-5	2007	5-1	1-2	6-3
1976	3-6	5-4	8-10	1992	1-6	1-5	2-11	2008	2-2	3-1	5-3
								Totals	165-156		333-311

168-155

MLB



MINNESOTA TWINS

2009 ANGELS INFORMATION GUIDE

WON-LOST RECORDS AT STADIUMS

Wrigley Field	5-4	.556	Metropolitan Stadium	93-86	.520
Dodger Stadium	17-19	.472	The Metrodome	75-69	.521
Anaheim Stadium	116-111	.511			
Angel Stadium	27-22	.551			

Most Runs, Game
By Angels — 17 (17-0, April 23, 1980 at Metropolitan Stadium)
By Minnesota — 15 (15-5, May 15, 1976 at Anaheim Stadium)

Widest Margin Victory
By Angels — 17 Runs (17-0, April 23, 1980 at Metropolitan Stadium)
By Minnesota — 12 Runs (13-1, April 20, 1990 at The Metrodome)

Longest Winning Streak
By Angels — 8 (July 12-Sept. 26, 1964 and April 12-Aug. 4, 1978)
By Minnesota — 9 (Aug. 10, 1966-May 21, 1967)

Attendance High
At Angel Stadium: 44,064, Aug. 11, 2007
At Anaheim Stadium: 61,640, April 17, 1982
At The Metrodome: 52,625, Oct. 1, 1988

ANGELS VS. MINNESOTA IN 2008

BATTER	AVG	G	AB	R	H	2B	3B	HR	RBI	SH	SF	HP	BB	SO	SB	CS	DP	F	GI
Anderson,G	.200	8	25	0	5	2	0	0	3	0	1	0	2	5	0	0	0	0	0
Aybar,E	.111	5	18	0	2	1	0	0	1	1	0	0	1	1	0	0	0	4	1
Figgins,D	.375	8	32	4	12	2	0	0	2	0	0	0	4	8	2	2	0	0	4
Guerrero,V	.258	8	31	3	8	3	1	0	6	0	0	0	2	6	0	0	2	0	0
Hunter,T	.156	8	32	2	5	0	0	1	2	0	0	1	1	9	0	0	0	0	0
Izturis,M	.167	3	12	2	2	0	0	0	3	0	0	0	0	2	0	0	0	1	0
Kendrick,H	.313	8	32	5	10	2	0	0	0	0	0	1	1	2	0	1	1	0	0
Kotchman,C	.353	4	17	2	6	1	0	1	1	0	0	0	0	0	0	0	1	0	0
Mathis,J	.125	4	8	0	1	0	0	0	0	1	0	0	0	4	0	0	0	0	1
Matthews,G	.292	6	24	3	7	1	1	1	3	0	0	0	0	3	1	0	0	0	0
Morales,K	.250	2	4	0	1	0	0	0	0	0	0	0	0	0	0	0	0	0	0
Napoli,M	.235	6	17	4	4	0	0	2	2	1	0	0	2	3	0	0	0	0	0
Quinlan,R	.000	1	1	0	0	0	0	0	0	0	0	0	0	0	0	0	0	0	0
Rivera,J	.273	5	11	0	3	0	0	0	1	0	1	0	0	1	0	0	1	0	0
Rodriguez,S	.000	2	3	0	0	0	0	0	0	0	0	0	0	1	0	0	0	0	0
Teixeira,M	.571	4	14	5	8	1	0	3	4	0	0	0	2	0	0	0	0	0	0
Willits,R	.000	2	0	0	0	0	0	0	0	0	0	0	0	0	0	0	0	0	0
TOTALS	.263	8	281	30	74	13	2	8	28	3	2	2	15	45	3	3	6	8	

PITCHER	ERA	W	L	G	GS	CG	SHO	SV	IP	AB	H	R	ER	HR	HB	BB	SO	WP	AVG	OPP
Arredondo,J	0.00	1	0	1	0	0	0	0	1.0	3	0	0	0	0	0	0	2	0	.000	
Garland,J	4.38	1	0	2	2	0	0	0	12.1	46	12	6	6	1	1	2	1	0	.261	
Lackey,J	1.13	0	0	1	1	0	0	0	8.0	27	5	1	1	0	1	2	6	0	.185	
Loux,S	4.91	0	0	1	0	0	0	0	3.2	16	3	3	2	1	1	0	1	0	.188	
O'Day,D	0.00	0	0	2	0	0	0	0	2.0	10	4	0	0	0	0	1	2	0	.400	
Oliver,D	1.80	1	0	4	0	0	0	0	5.0	18	5	1	1	0	0	0	1	0	.278	
Rodriguez,F	0.00	0	0	5	0	0	0	4	5.0	17	3	0	0	0	0	3	8	1	.176	
Santana,E	3.46	1	0	2	2	0	0	0	13.0	51	13	5	5	1	0	2	13	0	.255	
Saunders,J	4.05	1	1	2	2	0	0	0	13.1	49	13	6	6	1	1	1	4	1	.265	
Shields,R	0.00	0	0	2	0	0	0	0	2.0	7	1	0	0	0	0	1	2	0	.143	
Speier,J	7.71	0	1	2	0	0	0	0	2.1	10	3	2	2	1	0	0	1	0	.300	
Weaver,J	4.26	0	1	1	1	0	0	0	6.1	26	8	3	3	0	0	2	5	0	.308	
TOTALS	3.16	5	3	8	8	0	1	4	74.0	280	70	27	26	5	4	14	46	2	.250	

MLB



MAJOR LEAGUE BASEBALL

2009 ANGELS INFORMATION GUIDE



NEW YORK YANKEES

Yankee Stadium
Bronx, NY 10451
(718) 293-6000
Seating Capacity: 52,325
2008 Record:
89-73 - 3rd in AL East

Field Manager Joe Girardi
Named: Nov. 1, 2007, replacing Joe Torre
Equipment Manager Rob Cuccuza
Assistant Equipment Manager Lou Cuccuza



CLUB DIRECTORY

Senior Vice President Henry G. Steinbrenner
General Partner Harold Z. Steinbrenner
Senior Vice President & General Manager Brian Cashman
Director of Media Relations/Publicity Jason Zillo
Traveling Secretary Ben Tuliebitz

2008 RECAP

DATE	SITE	SCORE	WP	LP
7/31	New York	12-6	Garland	Pettitte
8/1	New York	1-0	Santana	Rivera
8/2	New York	2-8	Mussina	Weaver
8/3	New York	9-14	Geise	Shields
8/8	Anaheim	10-5	Weaver	Kennedy
8/9	Anaheim	11-4	Shields	Ramirez
8/10	Anaheim	4-3	Rodriguez	Marte
9/8	Anaheim	12-1	Garland	Pavano
9/9	Anaheim	1-7	Aceves	Santana
9/10	Anaheim	4-2	Moseley	Pettitte

2009 SCHEDULE

DAY	DATE	SITE	TIME	DAY	DATE	SITE	TIME
Thurs.	4/30	New York	4:05 p.m.	Mon.	9/21	Anaheim	7:05 p.m.
Fri.	5/1	New York	4:05 p.m.	Tues.	9/22	Anaheim	7:05 p.m.
Sat.	5/2	New York	10:05 a.m.	Wed.	9/23	Anaheim	12:35 p.m.
Fri.	7/10	Anaheim	7:05 p.m.	(All Times PST)			
Sat.	7/11	Anaheim	1:10 p.m.				
Sun.	7/12	Anaheim	12:35 p.m.				

ALL-TIME SERIES RESULTS

(Angels Listed First)

Year	Home	Road	Totals	Year	Home	Road	Totals	Year	Home	Road	Totals
1961	6-3	0-9	6-12	1977	3-3	1-4	4-7	1993	4-2	2-4	6-6
1962	4-5	4-5	8-10	1978	3-2	2-3	5-5	1994	1-5	3-3	4-8
1963	3-6	2-7	5-13	1979	5-1	2-4	7-5	1995	5-1	2-4	7-5
1964	4-5	3-6	7-11	1980	2-4	0-6	2-10	1996	4-3	3-3	7-6
1965	4-5	2-7	6-12	1981	2-2	0-0	2-2	1997	2-5	2-2	4-7
1966	5-4	6-3	11-7	1982	4-2	3-3	7-5	1998	3-2	3-3	6-5
1967	6-3	3-6	9-9	1983	4-2	1-5	5-7	1999	2-2	4-2	6-4
1968	3-6	3-6	6-12	1984	4-2	4-2	8-4	2000	3-3	2-2	5-5
1969	3-3	0-6	3-9	1985	2-4	1-5	3-9	2001	2-1	2-2	4-3
1970	2-4	3-3	5-7	1986	4-2	3-3	7-5	2002	2-2	1-2	3-4
1971	4-2	2-4	6-6	1987	1-5	2-4	3-9	2003	1-5	2-1	3-6
1972	2-4	2-4	4-8	1988	3-3	3-3	6-6	2004	1-2	4-2	5-4
1973	4-2	2-4	6-6	1989	5-1	1-5	6-6	2005	3-1	3-3	6-4
1974	2-4	1-5	3-9	1990	3-3	3-3	6-6	2006	4-2	2-2	6-4
1975	4-2	3-3	7-5	1991	2-4	4-2	6-6	2007	2-1	4-2	6-3
1976	1-5	4-2	5-7	1992	5-1	2-4	7-5	2008	5-1	2-2	7-3
			Totals			153-142			266-317		
113-175											



NEW YORK YANKEES

2009 ANGELS INFORMATION GUIDE

WON-LOST RECORDS AT STADIUMS

Wrigley Field	6-3	.667	Yankee Stadium (1923-1973)	32-70	.314
Dodger Stadium	15-21	.417	Shea Stadium	4-8	.333
Anaheim Stadium	104-96	.520	Yankee Stadium (1976-2008)	77-97	.442
Angel Stadium 28-22	.560				

Most Runs, Game
By Angels - 18 (18-9, Aug. 21, 2007 at Angel Stadium & 15-2)
By New York - 17 (6-17, Aug. 20, 1996 at Yankee Stadium)

Widest Margin Victory
By Angels - 13 Runs (15-2, May 25, 1995 at Anaheim Stadium)
By New York - 12 Runs (15-3, Aug. 14, 1977 at Yankee Stadium)

Longest Winning Streak
By Angels - 5 (Aug. 4-31, 1966, May 18-29, 1984 & May 23-June 3, 1995, April 27-July 23, 2005)
By New York - 6 (Aug. 9, 1963 - May 22, 1964 & Sept. 12, 1967 - June 7, 1968)

Attendance High
At Angel Stadium: 44,326, Aug. 22, 2007
At Anaheim Stadium: 61,066, May 17, 1985
At Yankee Stadium: 60,108, June 3, 1973

ANGELS VS. NEW YORK IN 2008

BATTER	AVG	G	AB	R	H	2B	3B	HR	RBI	SH	SF	HP	BB	SO	SB	CS	DP	E
Anderson,G	.432	10	44	9	19	4	0	1	5	0	0	0	5	0	1	0	0	
Aybar,E	.316	5	19	4	6	1	1	0	5	0	0	0	4	3	0	0	1	
Brown,M	.000	1	0	0	0	0	0	0	0	0	0	0	0	0	0	0	0	
Budde,R	.000	2	0	0	0	0	0	0	0	0	0	0	0	0	0	0	0	
Figgins,D	.371	8	35	10	13	1	0	0	4	0	0	1	1	8	4	0	1	
Guerrero,V	.378	9	37	8	14	2	0	3	10	0	0	2	10	0	1	3	1	
Hunter,T	.286	7	28	4	8	2	0	2	8	0	0	0	7	2	0	1	0	
Izturis,M	.125	2	8	1	1	0	0	0	1	0	0	0	1	0	0	0	0	
Kendrick,H	.379	7	29	5	11	2	0	0	1	0	0	2	1	2	0	1	0	
Mathis,J	.100	6	20	2	2	0	0	0	2	0	0	0	2	8	0	0	1	
Matthews,G	.167	9	18	3	3	1	0	0	2	0	0	2	4	1	0	0	2	
Morales,K	.167	3	6	0	1	1	0	0	0	0	0	0	1	0	0	0	0	
Napoli,M	.500	4	12	4	6	1	0	1	1	0	0	1	3	2	1	1	0	
Quinlan,R	.250	5	8	0	2	0	0	0	2	0	0	0	0	1	1	0	0	
Rivera,J	.167	8	30	2	5	2	0	1	6	0	0	0	2	3	1	0	0	
Rodriguez,S	.300	4	10	1	3	1	0	1	1	0	0	0	1	2	0	0	0	
Sandoval,F	.000	1	1	0	0	0	0	0	0	0	0	0	0	0	0	0	0	
Teixeira,M	.355	9	31	6	11	2	0	2	10	0	2	0	7	4	1	0	1	
Willits,R	.000	6	4	5	0	0	0	0	0	0	0	0	4	0	0	0	0	
Wilson,R	.000	1	0	0	0	0	0	0	0	0	0	0	0	0	0	0	0	
Wood,B	.417	3	12	2	5	1	0	2	3	0	0	0	2	0	0	0	0	
TOTALS	.313	10	352	66	110	23	1	13	61	0	2	2	31	60	13	4	6	7

PITCHER	ERA	W	L	G	GS	CG	SHO	SV	IP	AB	H	R	ER	HR	HB	BB	SO	WP	AVG
Arredondo,J	0.00	0	0	5	0	0	0	0	6.0	22	5	4	0	1	0	2	3	0	.227
Bulger,J	0.00	0	0	1	0	0	0	0	0.2	3	1	0	0	0	0	1	0	0	.333
Garland,J	2.77	2	0	2	2	0	0	0	13.0	51	13	4	4	2	0	3	7	0	.255
Jepsen,K	0.00	0	0	2	0	0	0	0	2.0	6	0	0	0	0	0	1	0	0	.000
Lackey,J	4.85	0	0	2	2	0	0	0	13.0	50	16	7	7	3	1	5	9	0	.320
Moseley,D	3.60	1	0	1	1	0	0	0	5.0	16	3	2	2	0	0	3	6	0	.188
O'Day,D	10.13	0	0	3	0	0	0	0	2.2	11	3	3	3	0	0	1	4	0	.273
Oliver,D	3.38	0	0	2	0	0	0	0	2.2	12	5	1	1	0	0	0	2	0	.417
Rodriguez,F	0.00	1	0	3	0	0	0	2	3.0	10	1	0	0	0	0	1	6	0	.100
Santana,E	3.14	1	1	2	2	0	0	0	14.1	54	13	6	5	2	1	3	14	1	.241
Saunders,J	3.86	0	0	1	1	0	0	0	7.0	25	6	3	3	0	0	3	6	0	.240
Shields,R	0.00	1	1	4	0	0	0	0	3.1	14	3	5	0	0	1	2	3	0	.214
Speier,J	8.31	0	0	3	0	0	0	0	4.1	17	6	4	4	1	0	1	2	0	.353
Weaver,J	9.00	1	1	2	2	0	0	0	11.0	47	15	11	11	6	0	3	8	0	.319
TOTALS	3.99	7	3	10	10	0	1	2	88.0	338	90	50	39	15	3	28	71	1	.266

MLB



MAJOR LEAGUE BASEBALL

2009 ANGELS INFORMATION GUIDE



OAKLAND ATHLETICS

McAfee Coliseum
7000 Coliseum Way
Oakland, CA 94621
(510) 638-4900
Seating Capacity: 34,077
2008 Record:
75-86-3rd in West

Field Manager Bob Geren
Named: . . . Nov. 17, 2006, replacing Ken Macha
Equipment Manager Steve Vucinich
Visiting Clubhouse Manager Mike Thalblum



CLUB DIRECTORY

Co-Owner, Managing Partner Lewis Wolff
President Michael Crowley
Vice President Baseball Operations, General Manager . . . Billy Beane
Director of Public Relations Bob Rose
Manager of Baseball Information Mike Selleck
Traveling Secretary Mickey Morabito

2008 RECAP

DATE	SITE	SCORE	WP	LP
4/28	Anaheim	2-14	Gaudin	Garland
4/29	Anaheim	2-0	Saunders	SMITH
4/30	Anaheim	6-1	Santana	Eveland
5/1	Anaheim	8-15	Duchscherer	Moseley
6/6	Oakland	3-1	Lackey	Blanton
6/7	Oakland	5-3	Garland	Smith
6/8	Oakland	3-7	Ziegler	Bootcheck
6/30	Anaheim	1-6	SMITH	Garland
7/1	Anaheim	5-3	Shields	Embree
7/2	Anaheim	7-4	Saunders	Foulke
7/11	Oakland	2-9	Gallagher	Garland
7/12	Oakland	4-1	Santana	Eveland
7/13	Oakland	4-3	Arredondo	Street
8/25	Anaheim	1-2	Braden	Weaver
8/26	Anaheim	5-1	LACKEY	Smith
8/27	Anaheim	5-6	Street	Saunders
9/16	Oakland	1-8	Gallagher	Lackey
9/17	Oakland	2-3	Ziegler	Rodriguez
9/18	Oakland	6-4	Saunders	Outman

2009 SCHEDULE

DAY	DATE	SITE	TIME	DAY	DATE	SITE	TIME
Mon.	4/6	Anaheim	6:05 p.m.	Fri.	8/28	Anaheim	7:05 p.m.
Tues.	4/7	Anaheim	7:05 p.m.	Sat.	8/29	Anaheim	6:05 p.m.
Wed.	4/8	Anaheim	7:05 p.m.	Sun.	8/30	Anaheim	12:35 p.m.
Thurs.	4/9	Anaheim	7:05 p.m.	Fri.	9/25	Anaheim	7:05 p.m.
Mon.	5/4	Oakland	7:07 p.m.	Sat.	9/26	Anaheim	6:05 p.m.
Tues.	5/5	Oakland	7:07 p.m.	Sun.	9/27	Anaheim	12:35 p.m.
Thurs.	7/16	Oakland	7:07 p.m.	Fri.	10/2	Oakland	7:07 p.m.
Fri.	7/17	Oakland	7:07 p.m.	Sat.	10/3	Oakland	1:07 p.m.
Sat.	7/18	Oakland	6:07 p.m.	Sun.	10/4	Oakland	1:07 p.m.
Sun.	7/19	Oakland	1:07 p.m.				

(All Times PST)

ALL-TIME SERIES RESULTS

(Angels Listed First)

Year	Home	Road	Totals	Year	Home	Road	Totals	Year	Home	Road	Totals
1968	3-6	2-7	5-13	1982	5-1	4-3	9-4	1996	2-4	4-3	6-7
1969	4-5	2-7	6-12	1983	3-4	2-4	5-8	1997	5-1	6-0	11-1
1970	4-5	4-5	8-10	1984	2-4	5-2	7-6	1998	3-3	2-4	5-7
1971	2-7	5-4	7-11	1985	4-3	2-4	6-7	1999	5-1	3-3	8-4
1972	4-5	4-5	8-10	1986	5-1	5-2	10-3	2000	3-3	2-5	5-8
1973	2-7	4-5	6-12	1987	2-5	4-2	6-7	2001	3-7	3-7	6-14
1974	4-5	2-7	6-12	1988	3-3	1-6	4-9	2002	6-4	3-7	10-10
1975	4-5	3-6	7-11	1989	3-4	2-4	5-8	2003	5-5	3-7	8-12
1976	3-6	3-6	6-12	1990	1-5	3-4	4-9	2004	5-5	5-4	10-9
1977	4-4	1-6	5-10	1991	1-6	0-6	1-12	2005	5-4	5-5	10-9
1978	4-3	5-3	9-6	1992	3-3	2-5	5-8	2006	4-5	7-3	11-8
1979	5-2	5-1	10-3	1993	4-3	2-4	6-7	2007	6-4	3-5	9-9
1980	2-4	1-6	3-10	1994	3-3	0-3	3-6	2008	5-5	5-4	10-9
1981	0-4	2-4	2-8	1995	5-2	1-5	6-7	Totals	146-166	273-349	

127-183

MLB



MAJOR LEAGUE BASEBALL

2009 ANGELS INFORMATION GUIDE

WON-LOST RECORDS AT STADIUMS

Anaheim Stadium 100-125 .444 McAfee Coliseum: 127-183 .410
 Angel Stadium 46-41 .529

Most Runs, Game
 By Angels — 17 (17-6, July 4, 1979 at Anaheim Stadium)
 By Oakland — 18 (18-2, June 27, 1996 at Anaheim Stadium)

Widest Margin Victory
 By Angels — 12 Runs (13-1, April 21, 1979 & July 28, 1982 at Anaheim Stadium)
 By Oakland — 16 Runs (18-2, June 27, 1996 at Anaheim Stadium)

Longest Winning Streak
 By Angels — 12 (Sept. 18, 1996-Sept. 17, 1997)
 By Oakland — 10 (May 26-Sept. 3, 1974 & April 26, 1991-April 20, 1992)

Attendance High
 At Angel Stadium: 44,252, July 25, 2007
 At Anaheim Stadium: 61,696, Aug. 11, 1989
 At Oakland Coliseum: 55,601, July 5, 2003

ANGELS VS. OAKLAND IN 2008

BATTER	AVG	G	AB	R	H	2B	3B	HR	RBI	SH	SF	HP	BB	SO	SB	CS	DP	E
Anderson,G	.222	12	45	6	10	0	1	1	2	0	0	0	2	7	2	0	2	0
Aybar,E	.286	13	42	10	12	0	0	2	8	1	0	0	5	6	1	1	0	1
Brown,M	.167	3	6	0	1	1	0	0	2	0	0	0	0	4	0	0	0	2
Budde,R	.000	2	0	0	0	0	0	0	0	1	0	0	0	0	0	0	0	0
Figgins,D	.243	11	37	5	9	2	1	0	2	0	0	0	5	8	2	1	0	0
Guerrero,V	.188	14	48	3	9	1	0	1	6	0	1	0	7	6	0	0	0	0
Hunter,T	.206	18	68	8	14	2	0	0	2	0	0	1	5	15	3	0	1	0
Izturis,M	.269	6	26	5	7	0	1	2	3	1	0	0	2	3	2	0	1	0
Kendrick,H	.227	12	44	5	10	2	0	0	5	0	1	0	2	11	0	0	0	1
Kotchman,C	.256	12	39	3	10	5	0	1	7	0	1	1	0	4	0	0	4	0
Mathis,J	.160	9	25	0	4	0	0	0	3	1	1	0	2	12	0	0	0	1
Matthews,G	.258	18	62	2	16	2	0	0	4	0	0	1	4	10	2	2	4	2
Morales,K	.182	3	11	2	2	0	0	2	2	0	0	0	1	1	0	0	0	0
Napoli,M	.286	10	28	9	8	1	0	5	6	0	0	0	9	11	0	0	0	1
Quinlan,R	.237	15	38	2	9	0	0	0	3	0	1	1	4	7	2	0	1	1
Rivera,J	.212	12	33	3	7	2	0	1	5	0	1	0	3	4	0	0	2	1
Rodriguez,S	.067	6	15	0	1	1	0	0	0	1	0	0	0	6	1	0	0	0
Sandoval,F	.000	1	0	0	0	0	0	0	0	0	0	0	0	0	0	0	0	0
Teixeira,M	.364	6	22	3	8	3	0	1	5	0	0	0	3	0	0	0	0	0
Willits,R	.100	9	10	3	1	0	0	0	1	1	1	0	3	2	0	0	0	0
Wilson,R	1.000	2	1	0	1	0	0	0	0	0	0	0	0	0	0	0	0	0
Wood,B	.211	9	19	3	4	1	0	1	1	0	0	0	1	8	0	0	1	0
TOTALS	.231	19	619	72	143	23	3	17	67	6	7	4	58	125	15	4	16	11

PITCHER	ERA	W	L	G	GS	CG	SHO	SV	JP	AB	H	R	ER	HR	HB	BB	SO	WP	AVG
Adenhardt,N	22.50	0	0	1	1	0	0	0	2.0	9	3	5	5	0	0	5	0	1	.333
Arredondo,J	3.00	1	0	6	0	0	0	0	6.0	22	3	2	2	0	0	4	4	0	.136
Bootcheck,C	23.14	0	1	3	0	0	0	0	4.2	29	15	12	12	2	0	6	5	1	.517
Bulger,J	45.00	0	0	3	0	0	0	0	1.0	4	1	5	5	0	0	2	4	0	.250
Garland,J	7.48	1	3	4	4	0	0	0	21.2	95	33	20	18	3	3	7	20	0	.347
Jepsen,K	0.00	0	0	1	0	0	0	0	0.2	2	0	0	0	0	0	0	1	0	.000
Lackey,J	2.53	2	1	3	3	1	0	0	21.1	81	20	6	6	3	1	1	14	1	.247
Loux,S	0.00	0	0	1	0	0	0	0	3.0	10	3	0	0	0	0	1	1	0	.300
Moseley,D	6.75	0	1	3	1	0	0	0	9.1	37	11	7	7	1	0	1	7	0	.297
O'Day,D	6.43	0	0	4	0	0	0	0	7.0	30	9	5	5	0	1	2	4	0	.300
Oliver,D	2.79	0	0	7	0	0	0	0	9.2	36	9	3	3	1	0	3	5	0	.250
Rodriguez,F	1.17	0	1	9	0	0	0	8	7.2	30	8	3	1	1	0	7	8	0	.267
Santana,E	1.33	2	0	4	4	0	0	0	27.0	105	24	5	4	0	0	8	29	0	.229
Saunders,J	3.18	3	1	4	4	0	0	0	22.2	85	24	10	8	1	0	7	15	0	.282
Shields,R	4.15	1	0	4	0	0	0	0	4.1	17	4	2	2	1	0	0	4	0	.235
Speier,J	1.86	0	0	7	0	0	0	0	9.2	34	5	3	2	1	2	1	9	0	.147
Weaver,J	2.08	0	1	2	2	0	0	0	13.0	46	9	3	3	1	0	5	16	1	.196

MLB



MAJOR LEAGUE BASEBALL

2009 ANGELS INFORMATION GUIDE



SEATTLE MARINERS

SAFECO Field
1250 First Avenue South
Seattle, WA 98104
(206) 346-4001
Seating Capacity: 47,447
2008 Record:
61-101 - 4th in AL West

Manager Don Wakamatsu
Named: . . . Nov. 19, 2008, replacing John McLaren
Clubhouse Manager Ted Walsh
Visiting Clubhouse Manager Henry Genzale



CLUB DIRECTORY

Chairman & Chief Executive Officer Howard Lincoln
President & Chief Operating Officer Chuck Armstrong
Executive V.P. & General Mgr., Baseball Operations Jack Zduriencik
Vice President, Associate General Manager Lee Pelekoudas
Vice President Player Development Benny Luper
Vice President of Scouting Bob Fontaine
Director of Baseball Information Tim Hevly
Director of Team Travel Ron Spelley

2008 RECAP

DATE	SITE	SCORE	WP	LP
4/11	Seattle	5-8	Hernandez	Weaver
4/12	Seattle	3-8	Silva	Garland
4/13	Seattle	10-5	Saunders	Baek
4/18	Anaheim	5-4	Saunders	Dickey
4/19	Anaheim	4-1	Santana	Washburn
4/20	Anaheim	2-4	Batista	Moseley
6/2	Seattle	4-2	Santana	Washburn
6/3	Seattle	5-4	Saunders	Bedard
6/4	Seattle	5-4	Weaver	Silva
8/12	Anaheim	7-3	Garland	Washburn
8/13	Anaheim	7-10 (12)	Corcoran	Speier
9/11	Anaheim	7-4	Weaver	Morrow
9/12	Anaheim	5-3	Arredondo	Batista
9/13	Anaheim	5-2	Garland	Feierabend
9/14	Anaheim	4-3	Arredondo	Corcoran
9/22	Seattle	2-1	Santana	Rowland-Smith
9/23	Seattle	6-9	Corcoran	Jepsen
9/24	Seattle	6-5	Oliver	Lowe
9/25	Seattle	6-4	Arredondo	Putz

2009 SCHEDULE

DAY	DATE	SITE	TIME	DAY	DATE	SITE	TIME
Tues.	4/14	Seattle	3:40 p.m.	Fri.	5/29	Anaheim	7:05 p.m.
Wed.	4/15	Seattle	7:10 p.m.	Sat.	5/30	Anaheim	6:05 p.m.
Thurs	4/16	Seattle	7:10 p.m.	Sun.	5/31	Anaheim	12:35 p.m.
Fri.	4/24	Anaheim	7:05 p.m.	Mon.	8/31	Seattle	7:10 p.m.
Sat.	4/25	Anaheim	6:05 p.m.	Tues.	9/1	Seattle	7:10 p.m.
Sun.	4/26	Anaheim	12:35 p.m.	Wed.	9/2	Seattle	3:40 p.m.
Mon.	5/18	Seattle	7:10 p.m.	Tue.	9/8	Anaheim	7:05 p.m.
Tues.	5/19	Seattle	7:10 p.m.	Wed.	9/9	Anaheim	7:05 p.m.
Wed.	5/20	Seattle	7:10 p.m.	Thurs.	9/10	Anaheim	7:05 p.m.
Thurs.	5/21	Seattle	7:10 p.m.				

(All Times PST)

ALL-TIME SERIES RESULTS

(Angels Listed First)

Year	Home	Road	Totals	Year	Home	Road	Totals	Year	Home	Road	Totals
1977	3-4	6-2	9-6	1988	2-5	4-2	6-7	1999	3-3	3-3	6-6
1978	5-3	4-3	9-6	1989	3-3	4-3	7-6	2000	3-4	2-4	5-8
1979	3-3	4-3	7-6	1990	4-3	1-5	5-8	2001	1-8	3-7	4-15
1980	6-1	5-1	11-2	1991	1-5	5-2	6-7	2002	5-5	4-5	9-10
1981	2-1	4-3	6-4	1992	3-4	4-2	7-6	2003	4-5	4-6	8-11
1982	6-1	4-2	10-3	1993	3-3	3-4	6-7	2004	6-4	7-3	13-7
1983	4-2	2-5	6-7	1994	1-5	1-2	2-7	2005	3-6	6-3	9-9
1984	5-2	4-2	9-4	1995	4-2	3-4	7-6	2006	5-5	5-4	10-9
1985	3-1	6-3	9-4	1996	4-3	1-5	5-8	2007	7-3	6-3	13-6
1986	6-1	2-4	8-5	1997	4-2	2-4	6-6	2008	7-2	7-3	14-5
1987	4-2	3-4	7-6	1998	5-1	4-2	9-3	Totals	125-102	128-210	248-210

123-108

MLB



WON-LOST RECORDS AT STADIUMS

Anaheim Stadium	76-56	.576	The Kingdome	78-68	.534
Angel Stadium	49-46	.516	SAFECO Field	45-40	.529

Most Runs, Game
By Angels — 18 (18-3, May 21, 1997 at Anaheim Stadium)
By Seattle — 21 (21-9, Sept. 30, 2000 at Angel Stadium)

Widest Margin Victory
By Angels — 15 Runs (18-3, May 21, 1997 at Anaheim Stadium)
By Seattle — 14 Runs (14-0, Aug. 7, 1987 at The Kingdome)

Longest Winning Streak
By Angels — 8 (May 4, 1980-April 9, 1981)
By Seattle — 8 (Sept. 30, 2001-April 23, 2002)

Attendance High
At Angel Stadium: 44,234, Sept. 23, 2007
At Anaheim Stadium: 59,860, April 21, 1985
At Safeco Field: 46,142, April 6, 2004
At The Kingdome: 57,762, April 6, 1977

ANGELS VS. SEATTLE IN 2008

BATTER	AVG	G	AB	R	H	2B	3B	HR	RBI	SH	SF	HP	BB	SO	SB	CS	DP	E
Anderson,G	.141	16	71	4	10	1	0	1	5	0	0	0	3	11	0	0	2	0
Aybar,E	.326	12	43	7	14	2	0	0	3	1	0	1	0	2	3	0	0	5
Figgins,D	.298	15	57	6	17	1	0	0	3	1	0	1	9	7	4	3	0	1
Guerrero,V	.333	14	51	7	17	2	0	4	12	0	1	1	9	9	0	0	0	0
Hunter,T	.281	14	57	10	16	8	0	0	7	0	0	1	6	9	2	1	0	0
Izturis,M	.433	8	30	5	13	3	0	0	7	0	0	0	2	3	3	1	1	0
Kendrick,H	.375	10	40	5	15	5	0	0	3	1	0	0	1	3	0	2	2	2
Kotchman,C	.400	8	30	5	12	2	0	1	4	0	0	0	3	3	0	0	0	0
Mathis,J	.300	10	30	11	9	1	0	3	9	1	2	0	7	7	0	1	0	0
Matthews,G	.232	15	56	9	13	3	0	2	8	0	0	0	6	10	1	0	3	1
Morales,K	.250	7	16	1	4	0	0	0	2	0	0	0	0	2	0	1	1	0
Napoli,M	.419	9	31	3	13	1	0	2	10	0	3	0	3	7	3	1	0	0
Quinlan,R	.350	7	20	4	7	1	1	0	2	0	0	1	4	2	0	1	1	2
Rivera,J	.263	10	38	8	10	5	0	2	7	0	1	0	4	5	0	0	3	0
Rodriguez,S	.259	8	27	3	7	2	1	0	2	0	0	0	0	8	0	0	0	0
Sandoval,F	.333	2	3	0	1	0	0	0	0	0	0	0	1	0	0	0	0	0
Teixeira,M	.371	9	35	6	13	2	0	4	6	0	0	0	6	3	0	0	1	1
Willits,R	.278	8	18	3	5	1	0	0	0	1	0	0	1	5	1	1	0	0
Wood,B	.222	7	18	1	4	1	0	0	4	0	1	0	0	4	1	0	0	1
TOTALS	.298	19	671	98	200	41	2	19	94	5	8	5	65	100	18	12	14	13

PITCHER	ERA	W	L	G	GS	CG	SHO	SV	IP	AB	H	R	ER	HR	HB	BB	SO	WP	OPP	AVG
Arredondo,J	1.42	3	0	7	0	0	0	0	6.1	23	3	1	1	1	0	2	4	0	.130	
Bootcheck,C	0.00	0	0	1	0	0	0	0	1.0	4	1	0	0	0	0	0	0	0	.250	
Bulger,J	4.91	0	0	4	0	0	0	0	3.2	14	3	2	2	1	0	1	5	0	.214	
Garland,J	5.09	2	1	4	4	0	0	0	23.0	103	38	16	13	1	0	6	7	1	.369	
Jepsen,K	9.00	0	1	3	0	0	0	0	3.0	13	4	4	3	0	0	3	2	0	.308	
Loux,S	0.00	0	0	1	0	0	0	0	1.0	4	1	0	0	0	0	0	1	0	.250	
Moseley,D	5.59	0	1	2	2	0	0	0	9.2	43	14	6	6	1	0	3	6	0	.326	
O'Day,D	1.80	0	0	3	0	0	0	0	5.0	15	2	1	1	0	0	2	3	0	.133	
Oliver,D	2.16	1	0	6	0	0	0	0	8.1	31	7	2	2	0	0	0	5	2	.226	
Rodriguez,F	3.72	0	0	11	0	0	0	9	9.2	38	10	4	4	0	0	2	8	1	.263	
Santana,E	2.19	3	0	5	5	0	0	0	37.0	136	27	9	9	3	1	3	30	0	.199	
Saunders,J	3.29	3	0	4	4	0	0	0	27.1	107	26	13	10	3	1	5	13	0	.243	
Shields,R	3.24	0	0	9	0	0	0	2	8.1	33	10	3	3	0	1	3	2	0	.303	
Speier,J	14.54	0	1	5	0	0	0	0	4.1	21	7	8	7	2	0	2	3	2	.333	
Weaver,J	5.79	2	1	4	4	0	0	0	23.1	94	26	15	15	3	1	8	17	0	.277	
TOTALS	4.00	14	5	19	19	0	0	11	171.0	679	179	84	76	15	4	40	106	6	.264	



MAJOR LEAGUE BASEBALL

2009 ANGELS INFORMATION GUIDE



TAMPA BAY RAYS

Tropicana Field
One Tropicana Drive
St. Petersburg, FL, 33705
(727) 825-3137
Seating Capacity: 36,048
2008 Record
97-65 - 1ST in AL East

Field Manager Joe Maddon
Named: . . . Nov. 15, 2005, replacing Lou Pinella
Equip. Mgr., Home Clubhouse . . Chris Westmoreland
Visitors Clubhouse Manager Guy Gallagher



CLUB DIRECTORY

Principal Owner Stuart Sternberg
President Matt Silverman
Executive Vice President of Baseball Operations . . Andrew Friedman
Senior Vice President of Baseball Operations Gerry Hunsicker
Sr. Vice Pres. of Administration/General Counsel . . John P. Higgins
Special Assignment Scout Bart Braun
Director of Baseball Operations Dan Feinstein
Vice President of Communications Rick Vaughn
Director of Team Travel Jeff Ziegler

2008 RECAP

DATE	SITE	SCORE	WP	LP
5/9	Tampa Bay	0-2	SHIELDS	Speier
5/10	Tampa Bay	0-2	Kazmir	Saunders
5/11	Tampa Bay	5-8	Howell	Speier
6/9	Anaheim	4-13	Jackson	Saunders
6/10	Anaheim	6-1	Weaver	SHIELDS
6/11	Anaheim	4-2	Lackey	Kazmir
8/18	Tampa Bay	4-6	Sonnanstine	Garland
8/19	Tampa Bay	2-4	Shields	Shields
8/20	Tampa Bay	5-4	Arredondo	Balfour

2009 SCHEDULE

DAY	DATE	SITE	TIME	DAY	DATE	SITE	TIME
Tues.	6/9	Tampa Bay	4:10 p.m.	Mon.	8/10	Anaheim	7:05 p.m.
Wed.	6/10	Tampa Bay	4:10 p.m.	Tues.	8/11	Anaheim	7:05 p.m.
Thurs.	6/11	Tampa Bay	4:10 p.m.	Wed.	8/12	Anaheim	12:35 p.m.

ALL-TIME SERIES RESULTS

(Angels Listed First)

Year	Home	Road	Totals
1998	2-4	4-1	6-5
1999	4-2	3-3	7-5
2000	4-2	2-4	6-6
2001	2-1	5-1	7-2
2002	5-1	3-0	8-1
2003	2-1	4-2	6-3
2004	4-0	2-1	6-1
2005	4-2	0-3	4-5
2006	3-0	4-2	7-2
2007	5-0	1-2	6-2
2008	2-1	1-5	3-6
Totals	37-14	29-24	66-38



WON-LOST RECORDS AT STADIUMS

Angel Stadium	38-13	.745	Tropicana Field	29-24	.547
Most Runs, Game	By Angels — 15 (15-6, July 26, 2006 at Tropicana Field) By Tampa Bay — 13 (4-13, June 9, 2008 at Angel Stadium)				
Widest Margin Victory	By Angels — 10 Runs (12-2, June 6, 2006 at Tropicana Field) By Tampa Bay — 9 Runs (2-11, April 28, 2000 at Tropicana Field & 4-13, June 9, 2008 at Angel Stadium)				
Longest Winning Streak	By Angels — 5 (July 26, 2001 - Aug. 28, 2002 & July 22, 2003 - May 9, 2004) By Tampa Bay — 4 (April 22-28, 2000 & May 9-June 9, 2008)				
Attendance High	At Angel Stadium: 44,125, July 15, 2006 At Tropicana Field: 33,395, April 25, 1998				

ANGELS VS. TAMPA BAY IN 2008

BATTER	AVG	G	AB	R	H	2B	3B	HR	RBI	SH	SF	HP	BB	SO	SB	CS	GI		E
																	DP	FP	
Anderson,G	.214	8	28	3	6	2	0	1	8	0	1	0	0	4	0	0	0	0	0
Aybar,E	.227	6	22	3	5	1	1	0	2	1	0	1	1	3	0	0	0	0	0
Figgins,D	.167	3	12	1	2	1	0	0	1	0	0	0	2	4	1	0	0	0	0
Guerrero,V	.452	9	31	8	14	3	0	3	6	0	0	1	4	3	0	0	1	1	1
Hunter,T	.306	9	36	2	11	0	1	1	4	0	0	0	0	9	1	0	1	0	0
Izturis,M	.417	3	12	2	5	0	0	0	2	0	0	0	0	0	0	0	1	0	0
Kendrick,H	.222	5	18	0	4	1	0	0	1	0	0	0	1	5	0	1	0	0	0
Kotchman,C	.182	6	22	2	4	1	0	0	0	0	0	0	1	2	0	0	0	0	0
Mathis,J	.267	5	15	3	4	0	0	0	1	0	0	0	2	5	0	0	0	3	0
Matthews,G	.400	5	15	1	6	2	0	1	2	0	0	0	2	5	0	0	0	0	0
Morales,K	.000	3	3	0	0	0	0	0	0	0	0	0	0	0	0	0	0	0	0
Napoli,M	.000	4	13	0	0	0	0	0	0	0	0	0	1	6	0	0	0	0	0
Quinlan,R	.091	5	11	1	1	0	0	0	0	0	0	0	0	2	0	0	1	0	0
Rivera,J	.188	5	16	1	3	0	0	1	2	0	1	0	0	4	0	0	1	0	0
Rodriguez,S	.111	5	9	2	1	0	0	0	0	0	0	0	3	5	0	0	0	0	0
Teixeira,M	.111	3	9	1	1	0	0	0	1	0	0	2	2	2	1	0	0	1	0
Willits,R	.000	5	10	0	0	0	0	0	0	0	0	0	4	5	0	0	0	0	0
Wood,B	.100	5	10	0	1	0	0	0	0	0	0	0	0	5	0	0	0	0	0
TOTALS	.233	9	292	30	68	11	2	7	30	1	2	4	23	69	3	1	5	7	0

PITCHER	ERA	W	L	G	GS	CG	SHO	SV	IP	AB	H	R	ER	HR	HB	BB	SO	WP	AVG
Arredondo,J	3.00	1	0	2	0	0	0	0	3.0	12	4	1	1	0	0	0	2	0	.333
Garland,J	2.57	0	1	2	2	0	0	0	14.0	53	14	5	4	2	0	5	5	0	.264
Lackey,J	2.45	1	0	1	1	0	0	0	7.1	24	4	2	2	0	0	2	7	0	.167
Loux,S	4.50	0	0	1	0	0	0	0	2.0	7	3	1	1	0	1	0	0	0	.429
O'Day,D	6.23	0	0	3	0	0	0	0	4.1	20	8	3	3	0	0	0	3	0	.400
Oliver,D	7.36	0	0	4	0	0	0	0	3.2	15	7	3	3	1	0	2	3	0	.467
Rodriguez,F	0.00	0	0	2	0	0	0	2	2.0	6	1	0	0	0	0	1	0	0	.167
Santana,E	4.26	0	0	2	2	0	0	0	12.2	48	13	6	6	0	0	3	16	0	.271
Saunders,J	7.59	0	2	2	2	0	0	0	10.2	42	13	9	9	3	0	6	7	0	.310
Shields,R	0.00	0	1	3	0	0	0	0	2.0	6	1	3	0	0	0	2	3	0	.167
Speier,J	67.50	0	2	2	0	0	0	0	0.2	7	5	5	5	2	0	0	1	2	.714
Weaver,J	2.57	1	0	2	2	0	0	0	14.0	47	9	4	4	1	0	3	14	0	.191
TOTALS	4.48	3	6	9	9	0	0	2	76.1	287	82	42	38	9	1	24	61	2	.286

MLB



MAJOR LEAGUE BASEBALL

2009 ANGELS INFORMATION GUIDE



TEXAS RANGERS

Rangers Ballpark in Arlington
1000 Ballpark Way
Arlington, TX 76011
(817) 273-5222
Seating Capacity: 49,170
2008 Record:
79-83 - 2nd in West

Manager Ron Washington
Named: On Nov. 6, 2006, replacing Buck Showalter
Equip. & Home Clubhouse Mgr. Zack Minasian
Visiting Clubhouse Manager Kelly Terrell



CLUB DIRECTORY

Chairman of the Board & Owner Thomas O. Hicks
President Nolan Ryan
General Manager Jon Daniels
Assistant GM. Thad Levine
Executive Vice President, Communications John Blake
Senior Director of Baseball Media Relations Rich Rice
Assistant, Communications Court Berry-Tripp
Traveling Secretary Chris Lyngos

2008 RECAP

DATE	SITE	SCORE	WP	LP
4/4	Anaheim	6-11	Gabbard	Moseley
4/5	Anaheim	2-1	Weaver	MILLWOOD
4/6	Anaheim	4-10	Padilla	Garland
4/14	Arlington	7-4	Santana	Jennings
4/15	Arlington	7-4	Oliver	Rupe
7/7	Arlington	9-6	Santana	Mendoza
7/8	Arlington	2-3	Harrison	Saunders
7/9	Arlington	4-5	Wright	Rodriguez
7/10	Arlington	11-10 (11)	Speier	Wright
8/28	Anaheim	7-5	Garland	Nippert
8/29	Anaheim	3-1	Santana	Feldman
8/30	Anaheim	4-3	Arredondo	Lackey
8/31	Anaheim	3-4	Millwood	Wright
9/19	Arlington	15-13	Oliver	Padilla
9/20	Arlington	7-3	Speier	Feldman
9/21	Arlington	7-3	Lackey	Lackey
9/26	Anaheim	1-12	Padilla	Santana
9/27	Anaheim	4-8	Feldman	Millwood
9/28	Anaheim	7-0	Saunders	

2009 SCHEDULE

DAY	DATE	SITE	TIME	DAY	DATE	SITE	TIME
Fri.	5/15	Arlington	5:05 p.m.	Fri.	8/7	Anaheim	7:05 p.m.
Sat.	5/16	Arlington	5:05 p.m.	Sat.	8/8	Anaheim	6:05 p.m.
Sun.	5/17	Arlington	1:05 p.m.	Sun.	8/9	Anaheim	12:35 p.m.
Mon.	6/29	Arlington	5:05 p.m.	Fri.	9/18	Arlington	5:05 p.m.
Tues.	6/30	Arlington	5:05 p.m.	Sat.	9/19	Arlington	5:05 p.m.
Wed.	7/1	Arlington	5:05 p.m.	Sun.	9/20	Arlington	12:05 p.m.
Mon.	7/6	Anaheim	7:05 p.m.	Mon.	9/28	Anaheim	7:05 p.m.
Tues.	7/7	Anaheim	7:05 p.m.	Tues.	9/29	Anaheim	7:05 p.m.
Wed.	7/8	Anaheim	7:05 p.m.	Wed.	9/30	Anaheim	7:05 p.m.
				Thurs.	10/1	Anaheim	3:05 p.m.

(All Times PST)

ALL-TIME SERIES RESULTS

(Angels Listed First)

Year	Home	Road	Totals	Year	Home	Road	Totals	Year	Home	Road	Totals
1972	6-2	4-5	10-7	1985	5-2	4-2	9-4	1998	2-4	3-3	5-7
1973	7-2	4-5	11-7	1986	4-2	4-3	8-5	1999	3-3	3-3	6-6
1974	5-4	4-5	9-9	1987	2-5	3-3	5-8	2000	3-3	4-2	7-5
1975	5-4	4-5	9-9	1988	4-2	4-3	8-5	2001	5-5	2-7	7-12
1976	6-3	6-3	12-6	1989	4-3	2-4	6-7	2002	7-2	5-5	12-7
1977	4-4	1-6	5-10	1990	4-2	4-3	8-5	2003	6-4	3-6	9-10
1978	4-3	1-7	5-10	1991	3-4	2-4	5-8	2004	4-5	5-5	9-10
1979	4-3	1-5	5-8	1992	4-2	5-2	9-4	2005	8-1	7-3	15-4
1980	5-1	6-1	11-2	1993	4-3	2-4	6-7	2006	6-4	5-4	11-8
1981	1-2	1-2	2-4	1994	2-1	4-3	6-4	2007	6-3	4-6	10-9
1982	5-1	3-4	8-5	1995	4-3	2-4	6-7	2008	5-5	7-2	12-7
1983	3-4	3-3	6-7	1996	2-4	2-5	4-9	Totals	156-113	133-141	289-254
1984	1-5	4-3	5-8	1997	3-3	5-1	8-4				
Totals	151-108	277-247									126-139

MLB



WON-LOST RECORDS AT STADIUMS

Anaheim Stadium	101-74	.577	Arlington Stadium:	72-82	.468
Angel Stadium	55-39	.585	Rangers Ballpark	61-59	.508

Most Runs, Game
 By Angels — 20 (20-4, June 29, 1995 at The Ballpark in Arlington)
 By Texas — 18 (18-2, June 17, 1993 at Anaheim Stadium)

Widest Margin Victory
 By Angels — 16 Runs (20-4, June 29, 1995 at The Ballpark in Arlington)
 By Texas — 16 Runs (18-2, June 17, 1993 at Anaheim Stadium)

Longest Winning Streak
 By Angels — 9 (Oct. 5, 1985-Sept. 26, 1986)
 By Texas — 7 (Sept. 11, 1987-June 6, 1988)

Attendance High
 At Angel Stadium: 44,100, July 13, 2007
 At Anaheim Stadium: 62,390, July 4, 1989
 At Rangers Ballpark: 50,370, April 9, 2004

ANGELS VS. TEXAS IN 2008

BATTER	AVG	G	AB	R	H	2B	3B	HR	RBI	SH	SF	HP	BB	SO	SB	CS	DP	E	GI
Anderson,G	.342	19	73	12	25	5	0	3	14	0	1	0	6	12	0	1	1	0	
Aybar,E	.333	11	36	9	12	3	1	0	4	0	0	2	2	3	0	1	0	1	
Brown,M	.000	4	5	0	0	0	0	0	0	1	0	0	0	1	0	0	0	0	
Budde,R	.000	1	0	0	0	0	0	0	0	0	0	0	0	0	0	0	0	0	
Figgins,D	.258	17	62	11	16	0	0	0	2	0	0	1	8	12	7	3	0	1	
Guerrero,V	.310	16	58	6	18	5	0	1	5	0	0	1	6	8	1	0	4	1	
Hunter,T	.333	17	57	11	19	2	0	4	12	0	0	0	13	11	2	1	3	0	
Izturis,M	.300	7	20	4	6	1	0	0	3	0	0	0	3	1	0	0	1	0	
Kendrick,H	.389	10	36	8	14	2	2	2	6	0	0	0	1	3	3	0	3	0	
Kotchman,C	.172	7	29	3	5	2	0	1	7	0	1	1	1	2	0	0	2	0	
Mathis,J	.206	10	34	3	7	0	0	1	2	1	0	0	2	8	0	0	0	1	
Matthews,G	.275	13	51	8	14	3	0	0	7	0	0	0	5	10	0	0	2	1	
Morales,K	.214	6	14	3	3	1	0	1	4	0	0	0	3	0	0	0	2	0	
Napoli,M	.448	10	29	8	13	4	1	3	10	0	0	1	2	7	0	0	0	1	
Quinlan,R	.250	8	16	1	4	0	0	0	0	0	0	0	1	0	0	0	1	0	
Rivera,J	.344	11	32	7	11	1	0	2	10	0	3	0	1	5	0	0	1	1	
Rodriguez,S	.269	10	26	5	7	2	0	1	3	0	0	1	3	9	0	1	1	0	
Sandoval,F	.000	2	2	0	0	0	0	0	0	0	0	0	0	0	0	0	0	0	
Teixeira,M	.323	10	31	7	10	2	0	2	7	0	1	2	5	6	0	0	0	0	
Willits,R	.211	14	19	3	4	1	0	0	4	1	1	0	1	3	0	0	0	0	
Wilson,R	.000	4	5	0	0	0	0	0	1	0	0	0	1	3	0	0	0	0	
Wood,B	.300	10	30	1	9	0	0	0	2	0	0	0	1	7	2	0	0	0	
TOTALS	.296	19	665	110	197	34	4	21	104	2	7	9	66	110	15	7	21	8	

PITCHER	ERA	W	L	G	GS	CG	SHO	SV	JP	AB	H	R	ER	HR	HB	BB	SO	WP	AVG	OPP
Arredondo,J	0.00	1	0	6	0	0	0	0	10.0	35	5	0	0	0	1	4	11	0	.143	
Bulger,J	7.04	0	0	5	0	0	0	0	7.2	32	10	6	6	2	0	3	10	0	.313	
Garland,J	11.74	1	1	3	3	0	0	0	15.1	71	26	21	20	5	3	3	9	0	.366	
Jepsen,K	3.38	0	0	3	0	0	0	0	2.2	11	4	1	1	0	0	1	3	1	.364	
Lackey,J	9.31	1	2	4	4	0	0	0	19.1	92	38	20	20	6	1	7	23	3	.413	
Lou,S	5.40	0	0	1	0	0	0	0	3.1	14	5	2	2	0	0	0	0	0	.357	
Moseley,D	7.71	0	1	3	3	0	0	0	14.0	58	21	12	12	1	2	8	8	2	.362	
O'Day,D	3.00	0	0	2	0	0	0	0	3.0	12	3	1	1	0	0	1	0	0	.250	
Oliver,D	4.82	2	0	6	0	0	0	0	9.1	35	9	5	5	1	1	1	7	0	.257	
Rodriguez,F	2.70	0	1	11	0	0	0	9	10.0	34	5	3	3	1	2	5	11	0	.147	
Santana,E	5.86	3	1	4	4	0	0	0	27.2	111	32	18	18	5	2	5	24	2	.288	
Saunders,J	1.93	1	1	2	2	1	0	0	14.0	48	8	3	3	1	0	0	14	0	.167	
Shields,R	2.89	0	0	10	0	0	0	1	9.1	34	6	3	3	2	0	3	14	0	.176	
Speter,J	0.00	2	0	7	0	0	0	0	7.0	27	6	1	0	0	0	6	9	0	.222	
Thompson,R	45.00	0	0	1	0	0	0	0	1.0	7	4	5	5	0	0	2	0	1	.571	
Weaver,J	2.00	1	0	3	3	0	0	0	18.0	66	15	5	4	0	2	4	17	1	.227	
TOTALS	5.40	12	7	19	19	1	1	10	171.2	687	197	106	103	24	14	53	160	10	.287	



MAJOR LEAGUE BASEBALL

2009 ANGELS INFORMATION GUIDE



TORONTO BLUE JAYS

Rogers Centre
1 Blue Jays Way, Suite 3200
Toronto, Ontario, Canada M5V 1J1
(416) 341-1000
Seating Capacity: 48,900
2008 Record:
86-76 - 4th in East

Field Manager Cito Gaston
Named: June 20, 2008, replacing John Gibbons
Equipment Manger Jeff Ross
Clubhouse Manager Kevin Malloy
Visiting Clubhouse Manager Len Frejlich



CLUB DIRECTORY

President and C.E.O. Paul Godfrey
Sr. Vice Pres. of Baseball Operations and General Mgr. . . J.P. Ricciardi
Senior Vice President of Stadium Operations Richard Wong
Vice President of Communications Jay Stenhouse
Manager of Baseball Information Mal Romanin
Manager of Team Travel Mike Shaw

2008 RECAP

DATE	SITE	SCORE	WP	LP
5/20	Toronto	3-1	Lackey	McGowan
5/21	Toronto	4-2	Garland	Marcum
5/22	Toronto	3-4	Burnett	Santana
5/30	Anaheim	4-10	McGowan	Weaver
5/31	Anaheim	3-2 (10)	Shields	Tallet
6/1	Anaheim	4-3	Arredondo	Ryan
7/4	Toronto	8-2	Weaver	Burnett
7/5	Toronto	5-7	Halladay	Lackey
7/6	Toronto	7-1	GARLAND	Litsch

2009 SCHEDULE

DAY	DATE	SITE	TIME	DAY	DATE	SITE	TIME
Wed.	5/6	Anaheim	7:05 p.m.	Fri.	8/21	Toronto	4:07 p.m.
Thurs.	5/7	Anaheim	7:05 p.m.	Sat.	8/22	Toronto	10:07 p.m.
Tue.	6/2	Toronto	4:07 p.m.	Sun.	8/23	Toronto	10:07 p.m.
Wed.	6/3	Toronto	4:07 p.m.	(All Times PST)			
Thurs.	6/4	Toronto	9:37 a.m.				

ALL-TIME SERIES RESULTS

(Angels Listed First)

Year	Home	Road	Totals	Year	Home	Road	Totals	Year	Home	Road	Totals
1977	2-3	4-1	6-4	1988	2-4	4-2	6-6	1999	3-3	0-6	3-9
1978	4-1	3-2	7-3	1989	3-3	4-2	7-5	2000	3-3	2-4	5-7
1979	4-2	3-3	7-5	1990	5-1	2-4	7-5	2001	4-2	1-2	5-4
1980	1-5	2-4	3-9	1991	3-3	3-3	6-6	2002	3-0	4-2	7-2
1981	3-3	3-3	6-6	1992	4-2	1-5	5-7	2003	2-4	0-3	2-7
1982	5-1	3-3	8-4	1993	3-3	1-5	4-8	2004	1-2	3-3	4-5
1983	2-4	2-4	4-8	1994	2-2	1-2	3-4	2005	1-2	0-3	1-5
1984	3-3	4-2	7-5	1995	3-1	5-1	8-2	2006	3-3	1-3	4-6
1985	4-2	1-5	5-7	1996	5-1	2-4	7-5	2007	2-2	1-2	3-4
1986	2-4	4-2	6-6	1997	4-2	2-3	6-5	2008	2-1	4-2	6-3
1987	4-2	1-5	5-7	1998	2-3	2-4	4-7	Totals	94-77	167-176	

73-99

MLB



TORONTO BLUE JAYS

2009 ANGELS INFORMATION GUIDE

WON-LOST RECORDS AT STADIUMS

Anaheim Stadium	68-52	.567	Exhibition Stadium	37-36	.507
Angel Stadium	26-25	.510	Rogers Centre	36-63	.364
Most Runs, Game	By Angels - 24 (24-2, Aug. 25, 1979 at Exhibition Stadium) By Toronto - 14 (14-6, June 8, 1993 at SkyDome)				
Widest Margin Victory	By Angels - 22 Runs (24-2, Aug. 25, 1979 at Exhibition Stadium) By Toronto - 12 Runs (12-0, May 18, 1987 at Anaheim Stadium)				
Longest Winning Streak	By Angels - 7 (July 13, 1978-June 5, 1979) By Toronto - 7 (Sept. 8, 1997-Aug. 13, 1998)				
Attendance High	At Angel Stadium: 44,021, July 4, 2008 At Anaheim Stadium: 61,292, July 4, 1995 At SkyDome: 50,529, Sept. 11, 1993 & May 29, 1994				

ANGELS VS. TORONTO IN 2008

BATTER	AVG	G	AB	R	H	2B	3B	HR	RBI	SH	SF	HP	BB	SO	SB	CS	GI	DP	E
Anderson,G	.353	9	34	5	12	1	0	1	4	0	0	0	3	3	1	0	1	0	
Aybar,E	.500	2	4	0	2	0	0	0	0	0	0	0	0	0	0	0	0	1	
Figgins,D	.375	4	16	2	6	1	0	0	0	1	0	0	2	1	0	0	1	1	
Guerrero,V	.229	9	35	6	8	2	0	3	8	0	1	0	2	8	0	0	1	0	
Hunter,T	.229	9	35	9	8	2	0	2	2	0	0	0	2	9	2	0	1	0	
Izturis,M	.242	8	33	2	8	1	0	0	3	0	0	0	2	5	0	0	0	0	
Kendrick,H	.300	6	20	1	6	3	0	0	7	0	1	1	0	5	1	0	0	1	
Kotchman,C	.333	9	39	6	13	2	0	0	3	0	0	1	0	2	0	0	0	0	
Mathis,J	.267	4	15	1	4	0	0	0	4	0	0	1	1	2	0	0	0	0	
Matthews,G	.154	8	26	4	4	1	1	0	1	0	0	0	3	9	0	0	0	1	
Napoli,M	.000	6	14	0	0	0	0	0	0	0	0	1	5	6	0	0	1	1	
Quinlan,R	.375	3	8	0	3	0	0	0	0	0	0	0	1	1	0	0	0	0	
Rivera,J	.400	4	5	1	2	0	0	1	2	0	0	0	1	1	0	0	0	0	
Rodriguez,S	.182	4	11	2	2	1	0	1	3	0	0	0	2	6	0	0	1	1	
Willits,R	.167	5	6	1	1	1	0	0	0	0	0	0	1	2	1	0	0	0	
Wood,B	.125	4	8	1	1	0	0	0	0	0	0	0	0	2	0	0	1	0	
TOTALS	.259	9	309	41	80	15	1	8	37	1	2	4	25	62	5	0	7	6	

PITCHER	ERA	W	L	G	GS	CG	SHO	SV	IP	AB	H	R	ER	HR	HB	BB	SO	WP	AVG
Arredondo,J	0.00	1	0	2	0	0	0	0	3.1	12	4	0	0	0	0	0	3	0	.333
Bootcheck,C	9.00	0	0	1	0	0	0	0	2.0	9	3	2	2	0	0	3	2	0	.333
Garland,J	3.15	2	0	3	3	1	0	0	20.0	75	19	7	7	2	1	6	7	2	.253
Lackey,J	3.00	1	1	3	3	0	0	0	21.0	81	21	9	7	3	1	5	20	1	.259
O'Day,D	0.00	0	0	1	0	0	0	0	2.0	6	0	0	0	0	0	0	2	0	.000
Oliver,D	1.59	0	0	4	0	0	0	0	5.2	22	5	1	1	0	0	0	7	1	.227
Rodriguez,F	0.00	0	0	3	0	0	0	2	3.0	9	0	0	0	0	0	5	1	0	.000
Santana,E	6.00	0	1	1	1	0	0	0	6.0	24	9	4	4	1	0	2	7	0	.375
Shields,R	0.00	1	0	3	0	0	0	0	3.0	10	3	0	0	0	0	2	2	0	.300
Speier,J	4.91	0	0	4	0	0	0	0	3.2	15	4	2	2	1	0	3	5	0	.267
Weaver,J	6.35	1	1	2	2	0	0	0	11.1	50	16	8	8	1	0	1	8	1	.320
TOTALS	3.44	6	3	9	9	1	0	2	81.0	313	84	33	31	8	2	27	64	5	.268

MLB



MAJOR LEAGUE BASEBALL

2009 ANGELS INFORMATION GUIDE



LOS ANGELES DODGERS

Dodger Stadium
1000 Elysian Park Avenue
Los Angeles, CA 90012
(323) 224-1500
Seating Capacity: 56,000
2008 Record:
84-78 -1st in NL West

Field Manager Joe Torre
Named: . . . Nov. 1, 2007, replacing Grady Little
Mgr. Dodger Clubhouse/Equip. Mgr. . . Mitch Poole
Visiting Clubhouse Manager Jerry Turner



CLUB DIRECTORY

Owner & Chairman Frank McCourt
Vice Chairman & President Jamie McCourt
General Manager Ned Colletti
Vice President & Assistant General Manager Kim Ng
Assistant General Manager, Scouting Logan White
Vice President, Communications Josh Rawitch
Manager, Team Travel Scott Akasiki

2008 RECAP

DATE	SITE	SCORE	WP	LP
5/16	Anaheim	4-2	Saunders	Kuroda
5/17	Anaheim	3-6	Kuo	Santana
5/18	Anaheim	10-2	Weaver	Lowe
6/27	Los Angeles	0-6	Park	Saunders
6/28	Los Angeles	0-1	Billingsley	Weaver
6/29	Los Angeles	1-0	Lackey	Lowe

2009 SCHEDULE

DAY	DATE	SITE	TIME	DAY	DATE	SITE	TIME
Fri.	5/22	Los Angeles	7:10 p.m.	Fri.	6/19	Anaheim	7:05 p.m.
Sat.	5/23	Los Angeles	7:10 p.m.	Sat.	6/20	Anaheim	1:10 p.m.
Sun.	5/24	Los Angeles	7:10 p.m.	Sun.	6/21	Anaheim	12:35 p.m.

ALL-TIME SERIES RESULTS

(Angels Listed First)

Year	Home	Road	Totals
1997	0-2	0-2	0-4
1998	2-0	1-1	3-1
1999	1-2	1-2	2-4
2000	2-1	2-1	4-2
2001	2-1	2-1	4-2
2002	2-1	1-2	3-3
2003	3-0	1-2	4-2
2004	1-2	2-1	3-3
2005	3-0	2-1	5-1
2006	2-1	0-3	2-4
2007	3-0	2-1	5-1
2008	2-1	1-2	3-3
Totals	23-11	15-19	38-30



LOS ANGELES DODGERS

2009 ANGELS INFORMATION GUIDE

WON-LOST RECORDS AT STADIUMS

Anaheim Stadium	0-2	.000	Dodger Stadium:	15-19	.441
Angel Stadium	23-9	.719			
Most Runs, Game	By Angels — 13 (13-0, June 25, 2004 at Dodger Stadium) By Los Angeles — 16 (16-3, May 19, 2006 at Dodger Stadium)				
Widest Margin Victory	By Angels — 13 Runs (13-0, June 25, 2004 at Dodger Stadium) By Los Angeles — 13 Runs (16-3, May 19, 2006 at Dodger Stadium)				
Longest Winning Streak	By Angels — 6 (June 22, 2003 – June 26, 2004) By Los Angeles — 4 (May 19-June 30, 2006)				
Attendance High	At Angel Stadium: 44,380, May 19, 2007 At Anaheim Stadium: 35,295, July 3, 1997 At Dodger Stadium: 56,000, June 15, 16 & 17, 2007				

ANGELS VS. LOS ANGELES IN 2008

BATTER	AVG	G	AB	R	H	2B	3B	HR	RBI	SH	SF	HP	BB	SO	SB	CS	DP	E	GI
Anderson,G	.421	5	19	2	8	2	0	0	2	0	0	0	1	4	0	0	0	0	0
Aybar,E	.174	6	23	1	4	1	0	0	2	1	0	0	0	7	0	0	0	0	2
Brown,M	.000	1	0	0	0	0	0	0	0	0	0	0	0	0	0	0	0	0	0
Figgins,D	.000	2	5	0	0	0	0	0	0	0	0	0	0	1	0	0	0	0	0
Guerrero,V	.150	6	20	1	3	0	0	0	2	0	1	1	1	2	0	0	2	0	0
Hunter,T	.143	4	14	1	2	1	0	0	2	0	0	0	1	5	0	0	0	0	0
Izturis,M	.350	5	20	3	7	2	0	0	1	0	0	0	1	1	0	0	0	1	0
Kendrick,H	.250	3	8	0	2	1	0	0	0	0	0	0	0	3	0	0	0	0	0
Kotchman,C	.227	6	22	3	5	1	0	0	2	0	0	0	1	3	0	0	1	0	0
Mathis,J	.000	3	6	0	0	0	0	0	0	0	0	0	2	3	0	0	0	1	0
Matthews,G	.235	6	17	3	4	1	0	0	0	0	0	0	2	6	0	0	0	0	0
Napoli,M	.364	5	11	2	4	0	0	2	6	0	0	0	2	4	0	1	0	0	0
Quinlan,R	.222	3	9	0	2	0	0	0	0	0	0	0	1	5	0	0	0	0	0
Rivera,J	.500	3	6	2	3	1	0	0	0	0	0	0	0	0	0	0	1	0	0
Rodriguez,S	.000	1	4	0	0	0	0	0	0	0	0	0	0	2	0	0	0	0	0
Wilits,R	.143	5	7	0	1	0	0	0	0	0	0	0	1	1	0	0	0	0	0
TOTALS	.228	6	197	18	45	10	0	2	17	1	1	1	13	52	0	1	4	5	

PITCHER	ERA	W	L	G	GS	CG	SHO	SV	IP	AB	H	R	ER	HR	HB	BB	SO	WP	AVG
Arredondo,J	0.00	0	0	2	0	0	0	0	3.2	11	1	0	0	0	0	0	4	0	.091
Bootcheck,C	3.00	0	0	2	0	0	0	0	3.0	13	4	1	1	0	0	1	2	0	.308
Lackey,J	0.00	1	0	1	1	0	0	0	8.2	28	3	0	0	0	0	2	9	0	.107
O'Day,D	0.00	0	0	1	0	0	0	0	1.0	3	1	0	0	0	0	0	1	0	.333
Oliver,D	0.00	0	0	1	0	0	0	0	1.0	3	0	1	0	0	0	1	0	0	.000
Rodriguez,F	0.00	0	0	2	0	0	0	2	1.1	4	0	0	0	0	0	1	2	1	.000
Santana,E	6.00	0	1	1	1	0	0	0	6.0	23	5	4	4	1	1	3	5	0	.217
Saunders,J	2.92	1	1	2	2	0	0	0	12.1	44	10	5	4	2	0	6	5	0	.227
Shields,R	0.00	0	0	1	0	0	0	0	0.2	2	0	0	0	0	0	0	1	0	.000
Speier,J	9.00	0	0	2	0	0	0	0	3.0	14	4	3	3	1	0	0	5	1	.286
Weaver,J	1.59	1	1	2	2	0	0	0	11.1	38	5	3	2	0	1	5	13	0	.132
TOTALS	2.42	3	3	6	6	0	1	2	52.0	183	33	17	14	4	2	19	47	2	.180



MAJOR LEAGUE BASEBALL

2009 ANGELS INFORMATION GUIDE



ARIZONA DIAMONDBACKS

Chase Field
401 E. Jefferson St.
Phoenix, AZ 85004
(602) 462-6500
Seating Capacity: 48,652
2008 Record:
82-80 - 2nd in NL West

Field Manager Bob Melvin
Named: Nov. 5, 2004, replacing Al Pedrique
Visiting Clubhouse Manager Bob Doty



CLUB DIRECTORY

Managing General Partner Ken Kendrick
President & Chief Executive Officer Derrick Hall
Executive Vice President, Chief Operating Officer . . . Tom Garfinkel
Executive Vice President & General Manager Josh Byrnes
Assistant General Manager Peter Woodfork
Vice President, Communications Shaun Rachau
Senior Director, Team Travel Roger Riley


2009 SCHEDULE

DAY	DATE	SITE	TIME
Fri.	6/26	Phoenix	6:40 p.m.
Sat.	6/27	Phoenix	5:10 p.m.
Sun.	6/28	Phoenix	1:10 p.m.

(All Times PST)

ALL-TIME SERIES RESULTS

Year	(Angels Listed First)			Totals
	Home	Road		
1998	0-0	2-1		2-1
1999	1-2	0-0		1-2
2000	0-0	1-2		1-2
2001	1-2	0-0		1-2
2006	0-0	2-1		2-1
TOTALS	2-4	5-4		7-8



COLORADO ROCKIES

Coors Field
2001 Blake St.
Denver, CO 80205
(303) 292-0200
Seating Capacity: 50,449
2008 Record:
74-88 - 3rd in NL West

Field Manager Clint Hurdle
Named: April 26, 2002, replacing Buddy Bell



CLUB DIRECTORY

Chairman and Chief Executive Officer Charles K. Monfort
Vice Chairman Richard L. Monfort
President Keli S. McGregor
Executive Vice President & General Manager Daniel J. O'Dowd
Vice President, Assistant General Manager,
Baseball Operations William P. Geivett
Vice President, Scouting William E. Schmidt
Vice President, Communications/Public Relations Jay Alves

2009 SCHEDULE

DAY	DATE	SITE	TIME
Mon.	6/22	Anaheim	7:05 p.m.
Tues.	6/23	Anaheim	7:05 p.m.
Wed.	6/24	Anaheim	7:05 p.m.

(All Times PST)

ALL-TIME SERIES RESULTS

Year	(Angels Listed First)			Totals
	Home	Road		
1997	0-2	1-1		1-3
1998	3-0	0-0		3-0
1999	0-0	2-1		2-1
2000	3-0	0-0		3-0
2001	0-0	3-0		3-0
2006	1-2	0-0		1-2
TOTALS	7-4	6-2		13-6



MAJOR LEAGUE BASEBALL

2009 ANGELS INFORMATION GUIDE



SAN DIEGO PADRES

PETCO Park
100 Park Boulevard
San Diego, CA 92101
(619) 795-5000
Seating Capacity: 42,691
2008 Record:
63-99 - 5th in NL West

Field Manager Bud Black
Named: . . . Nov. 8, 2006, replacing Bruce Bochy
Director of Team Travel &
Equipment Manager Brian Prilaman



CLUB DIRECTORY

Chairman John Moores
Chief Executive Officer Sandy Alderson
President & Chief Operating Officer Dick Freeman
Executive Vice President & General Manager Kevin Towers
Vice President, Assistant General Manager Fred Uhlman, Jr.
Director, Media Relations Warren Miller
Manager, Media Relations Leah Tobin

2009 SCHEDULE

DAY	DATE	SITE	TIME
Fri.	6/12	Anaheim	7:05 p.m.
Sat.	6/13	Anaheim	6:05 p.m.
Sun.	6/14	Anaheim	12:35 p.m.

(All Times PST)

ALL-TIME SERIES RESULTS

Year	(Angels Listed First)			Totals
	Home	Road		
1997	1-1	1-1		2-2
1998	0-0	1-2		1-2
1999	0-3	0-0		0-3
2000	0-0	2-1		2-1
2001	2-1	0-0		2-1
2006	1-2	0-0		1-2
TOTALS	4-7	4-4		8-11



SAN FRANCISCO GIANTS

AT&T Park
24 Willie Mays Plaza
San Francisco, CA 94107
(415)972-2000
Seating Capacity: 41,915
2008 Record:
72-90 - 4th in NL West

Field Manager Bruce Bochy
Named: . . . Oct. 27, 2006, replacing Felipe Alou
Visiting Clubhouse Manager . . . Harvey Hodgerney



CLUB DIRECTORY

Managing General Partner William Neukom
President Laurence M. Baer
Senior Vice President & General Manager Brian Sabean
Vice President, Player Personnel Dick Tidrow
Senior Director, Media Relations Jim Moorehead
Senior Media Relations Coordinator Matt Chisholm
Coordinator, Team Travel Michael King

2009 SCHEDULE

DAY	DATE	SITE	TIME
Fri.	6/15	San Francisco	7:10 p.m.
Sat.	6/16	San Francisco	7:10 p.m.
Sun.	6/17	San Francisco	12:45 p.m.

(All Times PST)

ALL-TIME SERIES RESULTS

Year	(Angels Listed First)			Totals
	Home	Road		
1997	0-2	1-1		1-3
1998	1-2	0-0		1-2
1999	0-0	1-2		1-2
2000	2-1	0-0		2-1
2001	2-1	0-0		2-1
2006	0-0	1-2		1-2
TOTALS	5-6	3-5		8-11



ITEMS OF INTEREST

2009 ANGELS INFORMATION GUIDE

REGULATION GAME: A regulation game consists of nine innings unless extended because of a tie score or shortened because (1) the home team needs none of its half of the ninth or any part of it, or (2) because the umpire-in-chief calls the game after five completed innings. A regulation game may be less than five innings if the home team is ahead after the top of the fifth, or takes the lead or ties the score while at bat in the fifth.

TIE GAME: A regulation game that is called by the umpire-in-chief when both teams have the same number of runs in a tie game. Individual player performances are official and entered in the records, but the game does not count in the League standings and may be re-scheduled at a later date.

SUSPENDED GAME RULE:

Rule 4.12 SUSPENDED GAMES

(a) A league shall adopt the following rules providing for completion at a future date of games terminated for any of the following reasons:

- (1) A curfew imposed by law;
- (2) A time limit permissible under league rules;
- (3) Light failure or malfunction of a mechanical field device under the control of the home club (Mechanical field device shall include automatic tarpaulin or water removal equipment);
- (4) Darkness because of any law, the lights may not be turned on;
- (5) Weather, if the game is called when an inning is in progress and before it is completed, and one of the following situations prevails:
 - (i) The visiting team has scored one or more runs to tie the score, and the home team has not scored.
 - (ii) The visiting team has scored one or more runs to take the lead, and the home team has not tied the score or retaken the lead.

(b) Such games shall be known as suspended games. No game called because of curfew, weather, or time limit shall be a suspended game unless it has progressed far enough to have been a regulation game under the provisions of Rule 4.10. A game called under the provisions of 4.12 (a)(3) or (4) shall be a suspended game at any time after it starts.

(c) By amending NOTE to read as follows:

NOTE: Weather and similar conditions—4.12(a) (1 through 5)—shall take precedence in determining whether a called game shall be a suspended game. A game can only be considered a suspended game if stopped for any of the five(5) reasons specified in Section (a). Any legal game called due to weather with the score tied (unless situation outlined in 4.12 (a) (5) (i) prevails) is a tie game and must be replayed in its entirety.

(c) A suspended game shall be resumed and completed as follows:

- (1) Immediately preceding the next single game between the two clubs on the same grounds; or
- (2) Immediately preceding the next scheduled double-header between the two clubs on the same grounds, if no single game remains on the schedule, or
- (3) If suspended on the last scheduled date between the two clubs in the city, transferred and played on the ground of the opposing club, if possible;
 - (i) Immediately preceding the next scheduled single game, or
 - (ii) Immediately preceding the next scheduled double-header, if no single game remains on the schedule.
- (4) If a suspended game has not been resumed and completed on the last date scheduled for the two clubs, it shall be a called game.

A suspended game shall be resumed at the exact point of suspension of the original game. The completion of a suspended game is a continuation of the original game. The lineup and batting order of both teams shall be exactly the same as the lineup and batting order at the moment of suspension, subject to the rules governing substitution. Any player may be replaced by a player who had not been in the game prior to the suspension. No player removed before the suspension may be returned to the lineup. A player who was not with the club when the game was suspended may be used as a substitute, even if he has taken the place of a player no longer with the club who would not have been eligible because he has been removed from the lineup before the game was suspended.

4.11(d)

A called game ends at the moment the umpire terminates play. EXCEPTION: If the game is called when an inning is in progress and before it is completed, the game becomes a SUSPENDED game in each of the following situations:

- (1) The visiting team has scored one or more runs to tie the score and the home team has not scored.
- (2) The visiting team has scored one or more runs to take the lead and the home team has not tied the score or retaken the lead.

DISABLED LISTS: REGULAR DISABLED LIST: The minimum period of inactivity is 15 calendar days. No limit on number of players that may be on at one time. EMERGENCY DISABLED LIST: Minimum period of inactivity—60 calendar days. No limit on number of players on list at one time but may only be used when club is at maximum limit of 40 players under control. Players on 60-day list do not count against 40-man. Players placed on this list after Aug. 1st shall remain there for the balance of the season. Day 1 is following player's last game appearance. REINSTATEMENT may be made beginning Day 16 or 61 respectively; after minimum period has expired player may be reinstated at any time (except in certain "Emergency" cases...see above). BEREAVEMENT LIST: The maximum period of inactivity is 10 calendar days. No limit on number of players that may be on at one time.

ITEMS OF INTEREST

2009 ANGELS INFORMATION GUIDE

DEFINITION OF NIGHT GAME: Any game scheduled to start after 5:00 p.m. (i.e. 5:01 p.m., or later), will be considered a night game. If a game is scheduled to start at 5:00 p.m., and is delayed by rain or for any other reasons, it will be considered a day game.

However, both games of a two-night doubleheader shall be considered night games. When afternoon and night games are played on the same date and separate admissions are charged, they will be counted as one day and one night game, and will not be included in the doubleheader statistics.

BATTING CHAMPIONSHIP QUALIFICATIONS: A batting champion must have 502 or more actual plate appearances. (the equivalent of 3.1 appearances for each of the 162 scheduled games). If, however, there is any player with fewer than the required number of plate appearances whose average would be the highest if he were charged with the required number of official at bats, then the player shall be awarded the batting championship.

EARNED-RUN AVERAGE CHAMPION QUALIFICATIONS: To win the earned-run average championship a pitcher must pitch at least as many innings as the number of games scheduled for each club in his league that season and have the lowest earned-run average.

FIELDING CHAMPIONSHIP QUALIFICATIONS: The individual fielding champions shall be the fielders with the highest fielding average at each position, provided: (1) A catcher must have participated as a catcher in at least one-half the number of games scheduled for each club in his league that season;

(2) An infielder or outfielder must have participated at his position in at least two-thirds of the number of games scheduled for each club in his league that season;

(3) A pitcher must have pitched at least as many innings as the number of games scheduled for each club in his league that season. EXCEPTION: If another pitcher has a fielding average as high or higher, and has handled more total chances in a lesser number of innings, he shall be the fielding champion.

DETERMINING THE MAGIC NUMBERS: Determine the number of games yet to be played, add one, then subtract the number of games ahead in the loss column of standings from the closest opponent.

DETERMINING BATTING AVERAGE: Divide the number of at-bats into the number of hits.

DETERMINING EARNED RUN AVERAGE: Multiply the number of earned runs by nine; take the number and divide it by the number of innings pitched.

DETERMINING SLUGGING PERCENTAGE: Divide the total bases of all safe hits by the total times at bat (At bats do not include walks, sacrifices, hit by pitcher, or times awarded first base because of interference or obstruction).

DETERMINING ON BASE PERCENTAGE: Add the total of hits, walks and hit by pitches and divide by the total of at-bats, walks, hit by pitches and sacrifice flies.

DETERMINING FIELDING AVERAGE: Divide the total putouts and assists by the total of putouts, assists and errors.

DETERMINING PERCENTAGE OF GAMES WON & LOST: Divide the number of games won by the total games won and lost.

CONSECUTIVE STREAKS: A consecutive hitting streak shall not be terminated if the plate appearance results in a base on balls, hit batsman, defensive interference or a sacrifice bunt. A sacrifice fly shall terminate the streak.

CONSECUTIVE-GAME HITTING STREAKS: A consecutive-game hitting streak shall not be terminated if all the player's plate appearances (one or more) result in a base on balls, hit batsman, defensive interference or sacrifice bunt. The streak shall terminate if the player has a sacrifice fly and no hit.

CONSECUTIVE-GAME PLAYING STREAK: A consecutive-game playing streak shall be extended if the player plays one-half inning on defense, or if he completes a time at bat by reaching base or being put out. A pinch-running appearance only shall not extend the streak, if a player is ejected from a game by an umpire before he can comply with the requirements of this rule, his streak shall continue.

SUSPENDED GAMES: For the purpose of this rule, all performances in the completion of a suspended game shall be considered as occurring on the original date of the game.

"SAVE" RULE: A pitcher shall be credited with a save when he meets all three of the following conditions:

(1) He is the finishing pitcher in a game won by his club, and

(2) He is not the winning pitcher, and

(3) He qualifies under one of the following conditions:

(a) He enters the game with a lead of no more than three runs and pitches for at least one inning,

(b) He enters the game regardless of the count, with the potential tying run either on base, at bat, or on deck (that is, the potential tying run is either already on base or is one of the first two batsmen he faces), or

(c) He pitches effectively for at least three innings.



ITEMS OF INTEREST

2009 ANGELS INFORMATION GUIDE

DESIGNATED HITTER RULE: A hitter may be designated to bat for the pitcher in any spot in the batting order in any game without affecting the status of the pitcher. The designated hitter must be selected and be included on the lineup cards presented to the umpire-in-chief prior to the game. Failure to do so precludes the use of a designated hitter for that game.

The designated hitter is "locked" into the batting order but may be removed for a pinch-hitter or pinch-runner who in turn becomes the designated hitter while still in the game. The designated hitter may be used defensively and the pitcher then assumes the batting order of the replaced defensive player, thus terminating the designated hitter role.

The designated hitter is eligible for all American League batting titles.

The designated hitter named in the starting lineup must come to bat at least one time, unless the opposition changes pitchers.

SCORING RULE ON PINCH-HITTERS: A player shall be considered a pinch-hitter only if he enters the game as a substitute batter and then only on his first time at bat which must be before he becomes a fielder. If the team bats around and a pinch hitter comes up a second time in the inning in which he first appeared, he will not be considered a pinch hitter during that second time up.

A substitute hitter for a Designated Hitter is both a pinch hitter and a Designated Hitter on his first time at bat. On subsequent trips to the plate he is a Designated Hitter only.

EARNED RUNS RULE: The determination of earned-run is as follows:

An earned run is a run for which the pitcher is held accountable. In determining earned-runs, the inning should be reconstructed without the errors and passed balls; and the benefit of doubt should always be given to the pitcher in determining which bases would have been reached with errorless play.

Until 1969, the reliever could not be charged with an earned run if he entered the game after the side could have been retired but for an error, no matter how many runs he subsequently gave up in that inning. Now, runs scored by batters who reach base off the reliever are charged as earned on that pitcher's record. They are not, however, shared as earned against the team as a whole. Therefore, a discrepancy may occur between the total earned-runs charged against a team and the sum total of the earned-runs charged against in the individual pitchers of that team.

DOCTORED BAT: A batter is out for illegal action when he uses or attempts to use a bat that, in the umpire's judgement, has been altered or tampered with in such a way to improve the distance factor or cause an unusual reaction on the baseball. This includes bats that are filled, flat-surfaced, nailed, hollowed, grooved or covered with a substance such as paraffin, wax, etc. No advancement on the bases will be allowed and any out or outs made during a play shall stand. In addition to being called out, the player shall be ejected from the game and may be subject to additional penalties as determined by his League President (Rule 6.06d).

DETERMINING A "MAJOR LEAGUE YEAR": 172 days constitutes a full year in the major leagues.

MAJOR LEAGUE SERVICE: is credited for each day the player appears on an active roster or major league disabled list or suspended list.

In the case of a player called up from the minor leagues, is credited beginning with the date he physically reports.

In the case of a major league player who is traded and reports in the normal course, service is not interrupted.

In the case of a player sent down to the minor leagues, is credited through the date of the assignment.

In the case of a player who is unconditionally released, is credited through the date player was notified of his release.

In the case of a player designated for release or assignment or assignment (MLR 2), is credited after the designation, through the date of the actual assignment or the date player was notified of unconditional release.

For a player who appears on his club's opening day roster, is credited as of the earliest scheduled opener, without regard to the actual opening date of his own club.

Is credited at the rate of 172 days per "year," though the season is actually 183 days long.

Is not credited during any period or periods of optional assignment totaling 20 days or more during a single season.

ROOKIE QUALIFICATION: A player shall be considered a rookie unless, during a previous season or seasons, he has (a) exceeded 130 at-bats or 50 innings pitched in the major leagues; or (b) accumulated more than 45 days on the active roster of a major league club or clubs during the period of a 25-man limit (excluding time in military service or time on the disabled list).

2009 KEY DATES

2009 ANGELS INFORMATION GUIDE

March 5	World Baseball Classic Begins
March 23	World Baseball Classic Final, Dodger Stadium, Los Angeles
April 5	Official opening of the 2009 Championship Season. All Clubs are required to reduce rosters to 25 players by April 5. Opening Night — Atlanta Braves vs. Philadelphia Phillies (ESPN2).
April 6	Opening Day
April 15	Jackie Robinson Day
May 15	Earliest date Clubs may re-sign players that they unconditionally released between midnight August 31, 2008 and April 5, 2009.
June 9 & 10	First-Year Player Draft
July 12	Taco Bell All-Star Sunday, Busch Stadium, St. Louis, MO
July 13	Gatorade All-Star Workout Day, Busch Stadium, St. Louis
July 14	The 80th All-Star Game – Busch Stadium, St. Louis, MO.
July 26	Hall of Fame Induction Ceremony – Cooperstown, NY
July 31	Players may be traded between Clubs until 4:00 p.m. ET without Trade Waivers in effect.
August 1	Beginning today through the last day of the championship season, players may be assigned between Major League clubs ONLY after Trade Waivers have been secured during the current waiver period.
August 31	Any player unconditionally released between midnight tonight and Opening Day of next season may not be re-signed to a Major League contract by the releasing team until May 15th of the following season.
Sept. 1	Active player limit increased from 25 to 40.
Oct. 4	Official closing of the 2009 Championship Season.
Dec. 7-10	Baseball Winter Meetings, Indianapolis, IN
Dec. 10	Major League Rule 5 Draft
Dec. 12	Last date to tender contracts – midnight tonight.

STATISTICAL SERVICES

ELIAS SPORTS BUREAU

500 Fifth Avenue, Ste. 2140
New York, NY 10110
(212) 869-1530

SPORTSTICKER - CONNECTICUT

55 Realty Drive
Cheshire, CT 06410
(203) 272-2072

STATS, INC.

8130 Lehigh Avenue
Morton Grove, IL 60053
(847) 583-2100

ANGEL STADIUM PRE-GAME SCHEDULES

12:35 GAME TIME

Angels Stretch	9:55	-	10:25
Angels BP	10:25	-	11:10
Visitors BP	11:10	-	11:50
Angels Infield	11:50	-	12:00
Visitors Infield	12:00	-	12:10
Grounds Crew	12:10	-	12:30

1:05 GAME TIME

Angels Stretch	10:25	-	10:55
Angels BP	10:55	-	11:40
Visitors BP	11:40	-	12:20
Angels Infield	12:20	-	12:30
Visitors Infield	12:30	-	12:40
Grounds Crew	12:40	-	1:00

5:05 GAME TIME

Visitor's Early BP	12:00	-	1:00
Angels Early BP	1:00	-	2:00
Angels Stretch	2:25	-	2:55
Angels BP	2:55	-	3:40
Visitors BP	3:40	-	4:20
Angels Infield	4:20	-	4:30
Visitors Infield	4:30	-	4:40
Grounds Crew	4:40	-	5:00

6:05 GAME TIME

Visitor's Early BP	1:00	-	2:00
Angels Early BP	2:00	-	3:00
Angels Stretch	3:25	-	3:55
Angels BP	3:55	-	4:40
Visitors BP	4:40	-	5:20
Angels Infield	5:20	-	5:30
Visitors Infield	5:30	-	5:40
Grounds Crew	5:40	-	6:00

7:05 GAME TIME

Visitor's Early BP	2:00	-	3:00
Angels Early BP	3:00	-	4:00
Angels Stretch	4:25	-	4:55
Angels BP	4:55	-	5:40
Visitors BP	5:40	-	6:20
Angels Infield	6:20	-	6:30
Visitors Infield	6:30	-	6:40
Grounds Crew	6:40	-	7:00



MEDICAL GLOSSARY

2009 ANGELS INFORMATION GUIDE

- Abscess** — An infection which produces pus; can be the result of a blister, callus, penetrating wound or laceration.
- Anaphylactic Shock** — Shock that is caused by an allergic reaction.
- Anterior Compartment Syndrome** — Condition in which swelling within the anterior compartment of the lower leg jeopardizes the viability of muscles, nerves and arteries that serve the foot. In severe cases, emergency surgery is necessary to relieve the swelling and pressure.
- Anterior Cruciate Ligament (ACL)** — A primary stabilizing ligament within the center of the knee joint that prevents hyperextension and excessive rotation of the joint. A complete tear of the ACL necessitating reconstruction could require up to 12 months of rehabilitation.
- Anti-Inflammatory** — Any agent which prevents inflammation, such as aspirin or ibuprofen.
- Arteriogram** — A film demonstrating arteries after injection of a dye.
- Arthrogram** — X-ray technique for joints using air and/or dye injected into the affected area; useful in diagnosing meniscus tears of the knee and rotator cuff tears of the shoulder.
- Arthroscope** — An instrument used to visualize the interior of a joint cavity.
- Arthroscopy** — A surgical examination of the internal structures of a joint by means for viewing through an arthroscope. An arthroscopic procedure can be used to remove or repair damaged tissue or as a diagnostic procedure in order to inspect the extent of any damage or confirm a diagnosis.
- Aspiration** — The withdrawal of fluid from a body cavity by means of a suction or siphonage apparatus, such as a syringe.
- Atrophy** — To shrivel or shrink from disuse, as in muscular atrophy.
- Avascular Necrosis** — Death of a part due to lack of circulation.
- Avulsion** — The tearing away, forcibly, of a part or structure.
- Baker's Cyst** — Localized swelling of a bursa sac in the posterior knee as a result of fluid that has escaped from the knee capsule. A Baker's cyst indicates that there is a trauma inside the knee joint that leads to excessive fluid production.
- Bone Scan** — An imaging procedure in which a radioactive-labeled substance is injected into the body to determine the status of a bone injury. If the radioactive substance is taken up by the bone at the injury site, the injury will show as a "hot spot" on the scan image. The bone scan is particularly useful in the diagnosis of stress fractures.
- Brachial Plexus** — Network of nerves originating from the cervical vertebrae and running down to the shoulder, arm, hand, and fingers.
- Bursa** — A fluid-filled sac that is located in areas where friction is likely to occur, then minimizes the friction; for example between a tendon and bone.
- Capsule** — An enclosing structure which surrounds the joint and contains ligaments which stabilize that joint.
- CAT Scan** — Use of a computer to produce a cross sectional view of the anatomical part being investigated from x-ray data.
- Cellulitis** — Inflammation of cellular or connective tissue.
- Cervical Vertebrae** — Group of seven vertebrae located in the neck.
- Collateral Ligament** — on either side of and acting as a radius of movement, a hinge joint, as of the elbow, knee and wrist.
- Colles' Fracture** — A fracture of the distal end of the radius with the lower end being displaced backward.
- Concussion** — Jarring injury of the brain resulting in dysfunction. It can be graded as mild, moderate or severe depending on loss of consciousness, amnesia and loss of equilibrium.
- Contusion** — An injury to a muscle and tissues caused by a blow from a blunt object.
- Cortical Steroids** — Used to suppress joint inflammation.
- Costochondral** — Cartilage that separates the bones within the rib cage.
- Degenerative Joint Disease** — Changes in the joint surfaces as a result of repetitive trauma.
- Deltoid Ligament** — Ligament that connects the tibia to bones of the medial aspect of the foot and is primarily responsible for stability of the ankle on the medial side. Is sprained less frequently than other ankle ligaments.
- Deltoid Muscle** — Muscles at the top of the arm, just below the shoulder, responsible for shoulder motions to the front, side and back.
- Disc, Intervertebral** — A flat, rounded plate between each vertebrae of the spine. The disc consists of a thick fiber ring which surrounds a soft gel-like interior. It functions as a cushion and shock absorber for the spinal column.
- Dislocation** — Complete displacement of joint surfaces.
- Dusky** — Areas of decreased temperature may indicate arterial compromise and decreased tissue viability.
- Eccymosis** — Bleeding into the surface tissue below the skin, resulting in a "black and blue" effect.
- Edema** — Accumulation of fluid in organs and tissues of the body; swelling.
- Effusion** — Accumulation of fluid, or the knee itself, in various spaces in the body. Commonly, the knee has an effusion after an injury.
- Electromyogram (EMG)** — Test to determine nerve function.
- Epicondylitis** — Inflammation in the elbow due to overuse.
- Erythema** — Inflammatory redness of the skin.
- Exudate** — Any fluid that has exuded out of a tissue or its capillaries, specifically because of injury or inflammation.
- Fracture** — Breach in continuity of a bone. Types of fractures include simple, compound, comminuted, greenstick, incomplete, impacted, longitudinal, oblique, stress or transverse.
- Gadolinium MRI** — The chemical gadolinium is injected into the joint being studied to enhance the diagnosis image of the structures under investigation.
- Grade One Injury** — A mild injury in which ligament, tendon, or other musculoskeletal tissue may have been stretched or confused, but not torn or otherwise disrupted.
- Grade Two Injury** — A moderate injury when musculoskeletal tissue has been partially, but not totally torn which causes appreciable limitation in function of the injured tissue.
- Grade Three Injury** — A severe injury in which tissue has been significant, and in some cases totally, torn or otherwise disrupted causing a virtual total loss of function.
- Hematoma** — Tumor-like mass produced by an accumulation of coagulated blood in a cavity.

Illiotalband — A thick, wide fascial layer that runs from the iliac crest to the knee joint and is occasionally inflamed as a result of excessive running.

Inflammation — The body's natural response to injury in which the injury site might display various degrees of pain, swelling, heat, redness and/or loss of function.

Labrum — An edge, rim or lip-shaped structure found in the shoulder joint.

Ligament — Band of fibrous tissue that connects bone to bone or bone to cartilage and supports and strengthens joints.

Magnetic Resonance Imaging (MRI) — Imaging procedure in which a radio frequency pulse causes certain electrical elements of the injured tissue to react to this pulse and through this process a computer display and permanent film establish a visual image. MRI does not require radiation and is very useful in the diagnosis of soft tissue, disc and meniscus injuries.

Menisectomy — An intra-articular surgical procedure of the knee by which all or part of the damaged meniscus is removed.

Meniscus — Crescent shaped cartilage, usually pertaining to the knee joint; also known as "cartilage." There are two menisci in the knee, medial and lateral. These work to absorb weight within the knee and provide stability.

Metacarpals — Five long bones of the hand running from the wrist to the fingers.

Metatarsals — Five long bones of the foot, running from the ankle to the toes.

Patella Tendinitis — Inflammation of the patellar ligament; also known as "jumper's knee."

Patellofemoral Joint — Articulation of the kneecap and femur. Inflammation of this joint can occur through: 1) acute injury to the patella, 2) overuse from excessive running particularly if there is an associated knee weakness, 3) chronic wear and tear of the knee, 4) as a result of poor foot mechanics. Patellofemoral irritation can lead to chondromalacia, which in its most chronic condition, could require surgery.

Phlebitis — Inflammation of a vein.

Plica — Fold of tissue in the joint capsule and a common result of knee injury.

Posterior Cruciate Ligament (PCL) — A primary stabilizing ligament of the knee that provides significant stability and prevents displacement of the tibia backward within the knee joint. A complete tear of this ligament necessitating reconstruction could require up to 12 months rehabilitation.

Reconstruction — Surgical rebuilding of a joint using natural, artificial or transplanted materials.

Referred Pain — Pain felt in an undamaged area of body away from the actual injury.

Rotator Cuff — Comprised of four muscles in the shoulder area that can be irritated by overuse. The muscles are the supraspinatus (most commonly injured), infraspinatus, teres minor and subscapularis.

Rotator Cuff Impingement Syndrome — A microtrauma or overuse injury caused by stress, and the four stages are: 1) tendinitis with temporary thickening of the bursa and rotator cuff; 2) fiber dissociation in the tendon with permanent thickening of the bursa and scar formation; 3) a partial rotator cuff tear of less than one cm.; and 4) a complete tear of one cm. or more.

Scapula — Shoulder blade.

Sciatica — Irritation of the sciatic nerve resulting in pain or tingling running down the inside of the leg.

Sciatic Nerve — Major nerve that carries impulses for muscular action and sensations between the low back and thigh and lower leg; it is the longest nerve in the body.

Shin Splint — A catch-all syndrome describing pain in the shin that is not a fracture or tumor and cannot be defined otherwise.

Spondylitis — Inflammation of one or more vertebrae.

Spondylolisthesis — Forward displacement of one vertebrae over another below it due to a developmental defect in the vertebrae.

Spondylosis — Abnormal vertebral fixation or immobility.

Sprain — Injury resulting from a stretch or twist of the joint and causes various degrees of stretch or tear of a ligament or other soft tissue at the joint.

Strain — Injury resulting from a pull or torsion to the muscle or tendon that causes various degrees of stretch or tear to the muscle or tendon tissue.

Stress Fracture — A hair-line type of break in a bone caused by overuse.

Stress X-Ray — A continual x-ray taken when a portion of the body is stressed to its maximum in order to determine joint stability. This is a test utilized in some ankle injuries.

Subluxation — Partial dislocation of a joint. The term usually implies that the joint can return to its normal position without formal reduction.

Tarsals — Group of seven bones of the foot consisting of the calcaneus, talus, cuboid and three cuneiform bones.

Tendinitis — Inflammation of the tendon and/or tendon sheath, caused by chronic overuse or sudden injury.

Tendon — Tissue that connects muscle to bone.

Thoracic Outlet Compression Syndrome — A neuro-vascular disorder of the upper extremity common in throwing.

Tomograph — A special type of x-ray apparatus that demonstrates an organ or tissue at a particular depth.

Transverse Process — Small lateral projection off the right and left side of each vertebrae that functions as an attachment site for muscles and ligaments of the spine.

Triangular Cartilage — A connective tissue characterized by its nonvascularity and firm consistency; located on the little finger side of the wrist.

Ulna Collateral Ligament — A band or sheet of fibrous tissue connecting two or more bones, cartilage, or other structures, or serving as support for fasciae or muscles located on the inside of the elbow (ligament that is replaced or repaired for the "Tommy John" surgery).

Ulnar Nerve — Nerve in the elbow commonly irritated by excessive throwing.

Wrist — The junction between the two forearm bones (radius and ulna) and eight wrist bones (trapezium, capitate, hamate, pisiform, triquetrum, lunate and scaphoid)

NOTE: This list is not meant to be all inclusive nor should it be used as a substitute for physician's diagnosis and/or description of an injury or illness. For further definitions, please refer to the *Stedman's Pocket Medical Dictionary* published by Williams and Wilkins.

WORLD SERIES CHAMPIONS

2009 ANGELS INFORMATION GUIDE

- 1903—Boston (A.L.)
1904—No Series Played
1905—New York (N.L.)
1906—Chicago (A.L.)
1907—Chicago (N.L.)
1908—Chicago (N.L.)
1909—Pittsburgh (N.L.)
1910—Philadelphia (A.L.)
1911—Philadelphia (A.L.)
1912—Boston (A.L.)
1913—Philadelphia (A.L.)
1914—Boston (N.L.)
1915—Boston (A.L.)
1916—Boston (A.L.)
1917—Chicago (A.L.)
1918—Boston (A.L.)
1919—Cincinnati (N.L.)
1920—Cleveland (A.L.)
1921—New York (N.L.)
1922—New York (N.L.)
1923—New York (A.L.)
1924—Washington (A.L.)
1925—Pittsburgh (N.L.)
1926—St. Louis (N.L.)
1927—New York (A.L.)
1928—New York (A.L.)
1929—Philadelphia (A.L.)
1930—Philadelphia (A.L.)
1931—St. Louis (N.L.)
1932—New York (A.L.)
1933—New York (A.L.)
1934—St. Louis (N.L.)
1935—Detroit (A.L.)
1936—New York (A.L.)
1937—New York (A.L.)
1938—New York (A.L.)
1939—New York (A.L.)
1940—Cincinnati (N.L.)
1941—New York (A.L.)
1942—St. Louis (N.L.)
1943—New York (A.L.)
1944—St. Louis (N.L.)
1945—Detroit (A.L.)
1946—St. Louis (N.L.)
1947—New York (A.L.)
1948—Cleveland (A.L.)
1949—New York (A.L.)
1950—New York (A.L.)
1951—New York (A.L.)
1952—New York (A.L.)
1953—New York (A.L.)
1954—New York (N.L.)
1955—Brooklyn (N.L.)
1956—New York (A.L.)
1957—Milwaukee (N.L.)
1958—New York (A.L.)
1959—Los Angeles (N.L.)
1960—Pittsburgh (N.L.)
1961—New York (A.L.)
1962—New York (A.L.)
1963—Los Angeles (N.L.)
1964—St. Louis (N.L.)
1965—Los Angeles (N.L.)
1966—Baltimore (A.L.)
1967—St. Louis (N.L.)
1968—Detroit (A.L.)
1969—New York (N.L.)
1970—Baltimore (A.L.)
1971—Pittsburgh (N.L.)
1972—Oakland (A.L.)
1973—Oakland (A.L.)
1974—Oakland (A.L.)
1975—Cincinnati (N.L.)
1976—Cincinnati (N.L.)
1977—New York (A.L.)
1978—New York (A.L.)
1979—Pittsburgh (N.L.)
1980—Philadelphia (N.L.)
1981—Los Angeles (N.L.)
1982—St. Louis (N.L.)
1983—Baltimore (A.L.)
1984—Detroit (A.L.)
1985—Kansas City (A.L.)
1986—New York (N.L.)
1987—Minnesota (A.L.)
1988—Los Angeles (N.L.)
1989—Oakland (A.L.)
1990—Cincinnati (N.L.)
1991—Minnesota (A.L.)
1992—Toronto (A.L.)
1993—Toronto (A.L.)
1994—No Series Played
1995—Atlanta (N.L.)
1996—New York (A.L.)
1997—Florida (N.L.)
1998—New York (A.L.)
1999—New York (A.L.)
2000—New York (A.L.)
2001—Arizona (N.L.)
2002—Angels (A.L.)
2003—Florida (N.L.)
2004—Boston (A.L.)
2005—Chicago (A.L.)
2006—St. Louis (N.L.)
2007—Boston (A.L.)
2008—Philadelphia (N.L.)



MOST VALUABLE PLAYER AWARD

2009 ANGELS INFORMATION GUIDE

AMERICAN LEAGUE

1931—Lefty Grove, Phi.
1932—Jimmie Foxx, Phi.
1933—Jimmie Foxx, Phi.
1934—Mickey Cochrane, Det.
1935—Hank Greenberg, Det.
1936—Lou Gehrig, N. Y.
1937—Charley Gehringer, Det.
1938—Jimmie Foxx, Bos.
1939—Joe DiMaggio, N.Y.
1940—Hank Greenberg, Det.
1941—Joe DiMaggio, N.Y.
1942—Joe Gordon, N.Y.
1943—Spud Chandler, N.Y.
1944—Hal Newhouser, Det.
1945—Hal Newhouser, Det.
1946—Ted Williams, Bos.
1947—Joe DiMaggio, N.Y.
1948—Lou Boudreau, Cle.
1949—Ted Williams, Bos.
1950—Phil Rizzuto, N.Y.
1951—Yogi Berra, N.Y.
1952—Bobby Shantz, Phi.
1953—Al Rosen, Cle.
1954—Yogi Berra, N.Y.
1955—Yogi Berra, N.Y.
1956—Mickey Mantle, N.Y.
1957—Mickey Mantle, N.Y.
1958—Jackie Jensen, Bos.
1959—Nellie Fox, Chi.
1960—Roger Maris, N.Y.
1961—Roger Maris, N.Y.
1962—Mickey Mantle, N.Y.
1963—Elston Howard, N.Y.
1964—Brooks Robinson, Bal.
1965—Zoilo Versalles, Min.
1966—Frank Robinson, Bal.
1967—Carl Yastrzemski, Bos.
1968—Denny McLain, Det.
1969—Harmon Killebrew, Min.
1970—Boog Powell, Bal.
1971—Vida Blue, Oak.
1972—Dick Allen, Chi.
1973—Reggie Jackson, Oak.
1974—Jeff Burroughs, Tex.
1975—Fred Lynn, Bos.
1976—Thurman Munson, N.Y.
1977—Rod Carew, Min.
1978—Jim Rice, Bos.
1979—Don Baylor, Cal.
1980—George Brett, K.C.
1981—Rollie Fingers, Mil.
1982—Robin Yount, Mil.
1983—Cal Ripken, Jr., Bal.
1984—Willie Hernandez, Det.
1985—Don Mattingly, N.Y.
1986—Roger Clemens, Bos.
1987—George Bell, Tor.
1988—Jose Canseco, Oak.
1989—Robin Yount, Mil.
1990—Rickey Henderson, Oak.
1991—Cal Ripken, Jr., Bal.
1992—Dennis Eckersley, Oak.
1993—Frank Thomas, Chi.
1994—Frank Thomas, Chi.
1995—Mo Vaughn, Bos.
1996—Juan Gonzalez, Tex.
1997—Ken Griffey Jr., Sea.
1998—Juan Gonzalez, Tex.
1999—Ivan Rodriguez, Tex.
2000—Jason Giambi, Oak.
2001—Ichiro Suzuki, Sea.
2002—Miguel Tejada, Oak.
2003—Alex Rodriguez, Tex.
2004—Vladimir Guerrero, Ana.
2005—Alex Rodriguez, N.Y.
2006—Justin Morneau, Minn.
2007—Alex Rodriguez, N.Y.
2008—Dustin Pedroia, Bos.

NATIONAL LEAGUE

1931—Frank Frisch, StL.
1932—Chuck Klein, Phi.
1933—Carl Hubbell, N.Y.
1934—Dizzy Dean, StL.
1935—Gabby Hartnett, Chi.
1936—Carl Hubbell, N.Y.
1937—Joe Medwick, StL.
1938—Ernie Lombardi, Cin.
1939—Bucky Walters, Cin.
1940—Frank McCormick, Cin.
1941—Dolf Camilli, Bkn.
1942—Mort Cooper, StL.
1943—Stan Musial, StL.
1944—Marty Marion, StL.
1945—Phil Cavarretta, Chi.
1946—Stan Musial, StL.
1947—Bob Elliott, Bos.
1948—Stan Musial, StL.
1949—Jackie Robinson, Bkn.
1950—Jim Konstanty, Phi.
1951—Roy Campanella, Bkn.
1952—Hank Sauer, Bkn.
1953—Roy Campanella, Bkn.
1954—Willie Mays, N.Y.
1955—Roy Campanella, Bkn.
1956—Don Newcombe, Bkn.
1957—Hank Aaron, Mil.
1958—Ernie Banks, Chi.
1959—Ernie Banks, Chi.
1960—Dick Groat, Pit.
1961—Frank Robinson, Cin.
1962—Maurly Wilks, L.A.
1963—Sandy Koufax, L.A.
1964—Ken Boyer, StL.
1965—Willie Mays, S.F.
1966—Robeto Clemente, Pit.
1967—Orlando Cepeda, StL.
1968—Bob Gibson, StL.
1969—Willie McCovey, S.F.
1970—Johnny Bench, Cin.
1971—Joe Torre, Cin.
1972—Johnny Bench, Cin.
1973—Pete Rose, Cin.
1974—Steve Garvey, L.A.
1975—Joe Morgan, Cin.
1976—Joe Morgan, Cin.
1977—George Foster, Cin.
1978—Dave Parker, Pit.
1979—Keith Hernandez, StL.
Willie Stargell, Pit.
1980—Mike Schmidt, Phi.
1981—Mike Schmidt, Phi.
1982—Dale Murphy, Atl.
1983—Dale Murphy, Atl.
1984—Ryne Sandberg, Chi.
1985—Willie McGee, StL.
1986—Mike Schmidt, Phi.
1987—Andre Dawson, Chi.
1988—Kirk Gibson, L.A.
1989—Kevin Mitchell, S.F.
1990—Barry Bonds, Pit.
1991—Terry Pendleton, Atl.
1992—Barry Bonds, Pit.
1993—Barry Bonds, S.F.
1994—Jeff Bagwell, Hou.
1995—Barry Larkin, Cin.
1996—Ken Caminiti, S.D.
1997—Larry Walker, Col.
1998—Sammy Sosa, Chi.
1999—Chipper Jones, Atl.
2000—Jeff Kent, S.F.
2001—Barry Bonds, S.F.
2002—Barry Bonds, S.F.
2003—Barry Bonds, S.F.
2004—Barry Bonds, S.F.
2005—Albert Pujols, StL.
2006—Ryan Howard, Phi.
2007—Jimmy Rollins, Phi.
2008—Albert Pujols, StL.



CY YOUNG MEMORIAL AWARD

2009 ANGELS INFORMATION GUIDE

AMERICAN LEAGUE

1958—Bob Turley, N.Y.
1959—Early Wynn, Chi.★
1961—Whitey Ford, N.Y.★
1964—Dean Chance, L.A.★
1967—Jim Lonborg, Bos.
1968—Denny McLain, Det.
1969—Mike Cuellar, Bal.
Denny McLain, Det.
1970—Jim Perry, Min.
1971—Vida Blue, Oak.
1972—Gaylord Perry, Cle.
1973—Jim Palmer, Bal.
1974—Jim Hunter, Oak.
1975—Jim Palmer, Bal.
1976—Jim Palmer, Bal.
1977—Sparky Lyle, N.Y.
1978—Ron Guidry, N.Y.
1979—Mike Flanagan, Bal.
1980—Steve Stone, Bal.
1981—Rollie Fingers, Mil.
1982—Pete Vuckovich, Mil.
1983—LaMarr Hoyt, Chi.
1984—Willie Hernandez, Det.
1985—Bret Saberhagen, K.C.
1986—Roger Clemens, Bos.
1987—Roger Clemens, Bos.
1988—Frank Viola, Min.
1989—Bret Saberhagen, K.C.
1990—Bob Welch, Oak.
1991—Roger Clemens, Bos.
1992—Dennis Eckersley, Oak.
1993—Jack McDowell, Chi.
1994—David Cone, K.C.
1995—Randy Johnson, Sea.
1996—Pat Hentgen, Tor.
1997—Roger Clemens, Tor.
1998—Roger Clemens, Tor.
1999—Pedro Martinez, Bos.
2000—Pedro Martinez, Bos.
2001—Roger Clemens, N.Y.
2002—Barry Zito, Oak.
2003—Roy Halladay, Tor.
2004—Johan Santana, Min.
2005—Bartolo Colon, L.A.A.
2006—Johan Santana, Min.
2007—C.C. Sabathia, Cle.
2008—Cliff Lee, Cle.

★ Combined Selection

NATIONAL LEAGUE

1956—Don Newcombe, Bkn.★
1957—Warren Spahn, Mil.★
1960—Vernon Law, Pit.★
1962—Don Drysdale, L.A.★
1963—Sandy Koufax, L.A.★
1965—Sandy Koufax, L.A.★
1966—Sandy Koufax, L.A.★
1967—Mike McCormick, S.F.
1968—Bob Gibson, STL.
1969—Tom Seaver, N.Y.
1970—Bob Gibson, STL.
1971—Fergie Jenkins, Chi.
1972—Steve Carlton, Phi.
1973—Tom Seaver, N.Y.
1974—Mike Marshall, L.A.
1975—Tom Seaver, N.Y.
1976—Randy Jones, S.D.
1977—Steve Carlton, Phi.
1978—Gaylord Perry, S.D.
1979—Bruce Sutter, Chi.
1980—Steve Carlton, Phi.
1981—Fernando Valenzuela, L.A.
1982—Steve Carlton, Phi.
1983—John Denny, Phi.
1984—Rick Sutcliffe, Chi.
1985—Dwight Gooden, N.Y.
1986—Mike Scott, Hou.
1987—Steve Bedrosian, Phi.
1988—Orel Hershiser, L.A.
1989—Mark Davis, S.D.
1990—Doug Drabek, Pit.
1991—Tom Glavine, Atl.
1992—Greg Maddux, Chi.
1993—Greg Maddux, Atl.
1994—Greg Maddux, Atl.
1995—Greg Maddux, Atl.
1996—John Smoltz, Atl.
1997—Pedro Martinez, Mon.
1998—Tom Glavine, Atl.
1999—Randy Johnson, Ari.
2000—Randy Johnson, Ari.
2001—Randy Johnson, Ari.
2002—Randy Johnson, Ari.
2003—Eric Gagne, L.A.
2004—Roger Clemens, Hou.
2005—Chris Carpenter, StL.
2006—Brandon Webb, Ari.
2007—Jake Peavy, S.D.
2008—Tim Lincecum, S.F.

ROBERTO CLEMENTE AWARD

Since 1971, Major League Baseball has annually presented an award that recognizes a player who best exemplifies the game of baseball through sportsmanship, community involvement and positive contributions to his team.

In 1973, following the tragic death of Roberto Clemente, the award was named to honor the man whose spirit and goodwill will always be remembered. The 12-time All-Star and Hall of Famer was killed in a plane crash in 1972 delivering food and medical supplies to earthquake victims of Nicaragua. The award recognizes those individuals who truly understand the value of helping others. The Angels would like to congratulate **Tim Salmon** on being named the club's 2006 recipient of the Roberto Clemente Award.

A panel of baseball dignitaries, including Vera Clemente and Commissioner Allan H. (Bud) Selig, annually selects the winner from a list of 30 candidates, one from each Major League Baseball Club. These local winners are announced in September during Roberto Clemente Day. The winner of the national Roberto Clemente Award is announced during a pre-game ceremony at the World Series. Past winners include Jamie Moyer; Jim Thome; Curt Schilling; Al Leiter; Tony Gwynn; Willie Mays; Ozzie Smith and Cal Ripken, Jr.

ROOKIE OF THE YEAR AWARD

2009 ANGELS INFORMATION GUIDE

AMERICAN LEAGUE

1949—Roy Sievers, STL.
1950—Walt Dropo, Bos.
1951—Gil McDougald, N.Y.
1952—Harry Byrd, Phi.
1953—Harvey Kuenn, Det.
1954—Bob Grim, N.Y.
1955—Herb Score, Cle.
1956—Luis Aparicio, Chi.
1957—Tony Kubek, N.Y.
1958—Albie Pearson, Wsh.
1959—Bob Allison, Wsh.
1960—Ron Hansen, Bal.
1961—Don Schwall, Bos.
1962—Tom Tresh, N.Y.
1963—Gary Peters, Chi.
1964—Tony Oliva, Min.
1965—Curt Blefary, Bal.
1966—Tommie Agee, Chi.
1967—Rod Carew, Min.
1968—Stan Bahnsen, N.Y.
1969—Lou Piniella, N.Y.
1970—Thurman Munson, N.Y.
1971—Chris Chambliss, Cle.
1972—Carlton Fisk, Bos.
1973—Al Bumbry, Bal.
1974—Mike Hargrove, Tex.
1975—Fred Lynn, Bos.
1976—Mark Fidrych, Det.
1977—Eddie Murray, Bal.
1978—Lou Whitaker, Det.
1979—John Castino, Min.
Alfredo Griffin, Tor.
1980—Joe Charboneau, Cle.
1981—Dave Righetti, N.Y.
1982—Cal Ripken, Jr., Bal.
1983—Ron Kittle, Chi.
1984—Alvin Davis, Sea.
1985—Ozzie Guillen, Chi.
1986—Jose Canseco, Oak.
1987—Mark McGwire, Oak.
1988—Walt Weiss, Oak.
1989—Gregg Olson, Bal.
1990—Sandy Alomar, Jr., Cle.
1991—Chuck Knoblauch, Min.
1992—Pat Listach, Mil.
1993—Tim Lincecum, Cal.
1994—Bob Hamelin, K.C.
1995—Marty Cordova, Min.
1996—Derek Jeter, N.Y.
1997—Nomar Garciaparra, Bos.
1998—Ben Grieve, Oak.
1999—Carlos Beltran, K.C.
2000—Kazuhiko Sasaki, Sea.
2001—Ichiro Suzuki, Sea.
2002—Eric Hinske, Tor.
2003—Angel Berroa, K.C.
2004—Bobby Crosby, Oak.
2005—Huston Street, Oak.
2006—Justin Verlander, Det.
2007—Dustin Pedroia, Bos.
2008—Evan Longoria, T.B.

NATIONAL LEAGUE

1947—Jackie Robinson, Bkn.★
1948—Alvin Dark, Bos.★
1949—Don Newcombe, Bkn.
1950—Sam Jethroe, Bos.
1951—Willie Mays, N.Y.
1952—Joe Black, Bkn.
1953—Jim Gilliam, Bkn.
1954—Wally Moon, StL.
1955—Bill Virdon, StL.
1956—Frank Robinson, Cin.
1957—Jack Sanford, Phi.
1958—Orlando Cepeda, S.F.
1959—Willie McCovey, S.F.
1960—Frank Howard, L.A.
1961—Billy Williams, Chi.
1962—Ken Hubbs, Chi.
1963—Pete Rose, Cin.
1964—Dick Allen, Phi.
1965—Jim Lefebvre, L.A.
1966—Tommy Helms, Cin.
1967—Tom Seaver, N.Y.
1968—Johnny Bench, Cin.
1969—Ted Sizemore, L.A.
1970—Carl Morton, Mon.
1971—Earl Williams, Atl.
1972—Jon Matlack, N.Y.
1973—Gary Matthews, S.F.
1974—Bake McBride, StL.
1975—John Montefusco, S.F.
1976—Butch Metzger, S.D.
Pat Zachry, Cin.
1977—Andre Dawson, Mon.
1978—Bob Horner, Atl.
1979—Rick Sutcliffe, L.A.
1980—Steve Howe, L.A.
1981—Fernando Valenzuela, L.A.
1982—Steve Sax, L.A.
1983—Darryl Strawberry, N.Y.
1984—Dwight Gooden, N.Y.
1985—Vince Coleman, StL.
1986—Todd Worrell, StL.
1987—Benito Santiago, S.D.
1988—Chris Sabo, Cin.
1989—Jerome Walton, Chi.
1990—Dave Justice, Atl.
1991—Jeff Bagwell, Hou.
1992—Eric Karros, L.A.
1993—Mike Piazza, L.A.
1994—Raul Mondesi, L.A.
1995—Hideo Nomo, L.A.
1996—Todd Hollandsworth, L.A.
1997—Scott Rolen, Phi.
1998—Kerry Wood, Chi.
1999—Scott Williamson, Cin.
2000—Rafael Furcal, Atl.
2001—Albert Pujols, StL.
2002—Jason Jennings, Col.
2003—Dontrelle Willis, Fla.
2004—Jason Bay, Pit.
2005—Ryan Howard, Phi.
2006—Hanley Ramirez, Fla.
2007—Ryan Braun, Mil.
2008—Geovany Soto, Chi.
★Combined Selection

FILE



TEMPE DIABLO STADIUM

2009 ANGELS INFORMATION GUIDE



The Angels will hold Spring Training for the 17th consecutive season (dating back to 1993) in Tempe, AZ, where they play their spring home games at Tempe Diablo Stadium.

The Angels initially signed a 25-year lease (including two five-year options) with the city of Tempe on July 25, 1991, making Tempe Diablo Stadium their Spring Training facility until 2017. Then on Nov. 8, 2004, the Angels and the city agreed to an extended lease through the year 2025. As part of the new lease agreement, the Tempe Diablo Stadium complex was expanded and renovated to include the club's Minor League spring operations, a project that was completed in

time for the 2006 Spring Training season. (See box next page.)

Tempe Diablo Stadium, which is owned and operated by the City of Tempe Parks and Recreation Department, previously housed the Seattle Pilots, Milwaukee Brewers (1969-71) and Seattle Mariners (1977-92).

In 1992, the stadium was completely rebuilt and renovated with the combined efforts of HOK Sports Facilities Group and the Angels. Groundbreaking for the stadium took place, April 22, 1992 and cost an estimated \$5.8 million to complete. Two-thirds of the funding was provided by Maricopa County and one-third by the city of Tempe. All revenues from food and beverage concessions, parking, souvenirs and in-stadium advertising are shared equally by the City of Tempe and the Angels, while the city receives 20% of revenues from ticket sales.

Dedication ceremonies for Tempe Diablo Stadium took place Feb. 27, 1993, with the Angels playing their first spring home game, March 7, 1993 against Oakland.

The new Tempe Diablo Stadium complex includes six-and-a-half practice fields in addition to the main stadium, which was dedicated as Gene Autry Field in 1999 in honor of the former Angels' owner who passed away after the 1998 season.

FACTS & FIGURES

Address: 2200 W. Alameda, Tempe, AZ 85282
Address (Minors): 2225 W. Westcourt Way, Tempe, AZ 85282
Owners: City of Tempe Parks and Recreation Department
Tenant: Angels Baseball
Architect: DLR Group (2006 renovation)/HOK Sports (1992)
Builder: Moline Construction (2006)/Weitz Company (1992)
Cost: 20 million (2006 est.)/5.8 million (1992 est.)
Groundbreaking Dates: April 13, 2005/April 22, 1992
Stadium Area: 75 acres (estimate)
Parking Facilities: East and West parking lots with 1,350 paved parking spaces; one disabled accessible entry ramp, field and service access.

Seating Capacity: 9,558
3,110: Field Box Seats
3,304: Field MVP Seats
503: Grandstand seats
2,600: Lawn seats (estimate)
41: Suites

FAN ACCOMMODATIONS

(All with disabled access)

3 Women's Restrooms	1 Guest Services Office
3 Men's Restrooms	1 First Aid Station
1 Family Restroom	1 Box Office
5 Concession Stands	8 Ticket Windows
1 Walk-In Novelty Store	2 Picnic Areas

PRESS FACILITIES

Seating for 30	1 Scoreboard Operator
2 Television Booths	1 Sound System Operator
3 Radio Booths	1 Serving Kitchen
1 Public Address Announcer	

TEMPE DIABLO STADIUM

2009 ANGELS INFORMATION GUIDE



Dimensions of the stadium are 340' down the left field line; 360' down the right field line; 400' to the left and right-center power alleys and 420' to center with an outfield fence height of eight feet. The playing surface is Bermuda natural grass.

Seating capacity for each game at Tempe Diablo Stadium is 9,558 (including seating for the disabled, lawn seats, suites and temporary bleachers).

Parking for the stadium features two parking lots (east and west) with 1,350 paved parking spaces, including two disabled entryways as well as field and service access.

ANGELS SPRING TRAINING SITES

Beginning in 1961, the Angels played their Spring Training contests at Angels Stadium in Palm Springs. The facility was formerly called the Polo Grounds until switching its name in 1964. Then, on December 19, 1965, the Angels signed an agreement to also hold Spring Training in Holtville, CA, located approximately 10 miles east of El Centro. The club annually spent 10 days to two weeks at the four-diamond complex from 1966 through 1979, before returning on a full-time basis to Palm Springs in 1980.

In 1982 and 1983, the Angels divided spring headquarters between Casa Grande, AZ and Palm Springs.

On April 1, 1992, the Angels defeated San Diego, 3-1 at Angels Stadium in the final exhibition game of Spring Training. The contest was historic in that it marked the final spring training game for the Angels in Palm Springs, CA, their Cactus League home for 32 years.

1961-65	Palm Springs, CA	1982-83	Casa Grande, AZ/Palm Springs, CA
1966-79	Holtville, CA/ Palm Springs, CA	1984-92	Mesa, AZ/Palm Springs, CA
1980-81	Palm Springs, CA	1993-Present	Tempe, AZ

TEMPE DIABLO STADIUM RENOVATIONS

On Nov. 8, 2004, the Angels agreed to an extended lease with the city of Tempe which included the expansion and renovation of the Tempe Diablo Stadium complex. Following are some of the improvements completed in the recent renovation:

- Minor league Spring Training operations moved from Mesa to Tempe;
- Practice fields expanded and constructed to create four additional lighted ball fields;
- Refurbished club houses and expanded dugouts;
- New state-of-the-art seating;
- New sound system;

BTM



ANGELS 2009 SPRING TRAINING

2009 ANGELS INFORMATION GUIDE

MAJOR LEAGUE CAMP

Tempe Diablo Stadium
2200 West Alameda Drive
Tempe, AZ 85282
(480) 350-5205 (Main Info. Line)
(480) 350-5265 (Stadium Mgr.)
(480) 858-7583 FAX

Sheraton Phoenix Airport
1600 South 52nd Street
Tempe, AZ 85281
(480) 967-6600
(480) 829-9427 FAX

TEMPE DIABLO STADIUM STAFF

Mark Richwine Parks & Recreation Director
Travis Dray Deputy Director of Recreation
Michelle Konnath Special Event Supervisor
Jerry Hall Tempe Diablo Stadium Manager
Jerry Santee Grounds Crew Supervisor

TEMPE DIABLO STADIUM PRESS BOX TELEPHONE NUMBER

(480) 858-7523

Telephones for the working media should be ordered through QWest at (800) 608-7512. The contact is Eric Youngberg.
For connection of telephone line, please call Steve Lengua of the City of Tempe Telecommunications Dept. at (480) 350-2976.

MINOR LEAGUE CAMP

Tempe Diablo Minor League Complex
2225 W. Westcourt Way
Tempe, AZ 85282
(480) 858-7558
(480) 858-7550 FAX

Extended Stay America
3421 E. Elwood Street
Phoenix, AZ 85040
(602) 438-2900
(602) 438-2887 FAX

ANGELS MINOR LEAGUE STAFF

Eric Blum Administration Manager, Tempe
Aron Wiedeman Assistant Equipment Manager, Tempe



ANGELS 2009 SPRING TRAINING

2009 ANGELS INFORMATION GUIDE

DAY	DATE	OPPONENT	LOCATION	TIME
Wed.	2/25	Chicago WS	Tempe Diablo Stadium	12:05 PM
Thurs.	2/26	Oakland	Tempe Diablo Stadium	12:05 PM
Fri.	2/27	Colorado	Tempe Diablo Stadium	12:05 PM
Sat.	2/28	Milwaukee	Maryvale	12:05 PM
Sun.	3/1	Kansas City	Tempe Diablo Stadium	12:05 PM
Mon.	3/2	Colorado	Tucson	12:05 PM
Tues.	3/3	OFF DAY		
Wed.	3/4	South Africa	Tempe Diablo Stadium	12:05 PM
Thurs.	3/5	Seattle	Peoria	12:05 PM
Fri.	3/6	San Francisco	Tempe Diablo Stadium	12:05 PM
Sat.	3/7	Arizona	Tucson	12:05 PM
Sun.	3/8	San Francisco	Tempe Diablo Stadium	1:05 PM
Mon.	3/9	Oakland	Phoenix	1:05 PM
Tues.	3/10	Cleveland	Tempe Diablo Stadium	1:05 PM
Wed.	3/11	OFF DAY		
Thurs.	3/12	Colorado	Tempe Diablo Stadium	1:05 PM
Fri.	3/13	Chicago Cubs	Tempe Diablo Stadium	1:05 PM
Sat.	3/14	Chicago Cubs	Mesa	1:05 PM
Sun.	3/15	Oakland	Tempe Diablo Stadium	1:05 PM
Mon.	3/16	San Francisco	Scottsdale	1:05 PM
Tues.	3/17	San Diego	Peoria	1:05 PM
Wed.	3/18	Chicago WS	Glendale	1:05 PM
Thurs.	3/19	OFF DAY		
Fri.	3/20	Arizona	Tempe Diablo Stadium	1:05 PM
Sat.	3/21	Milwaukee	Tempe Diablo Stadium	1:05 PM
Sun.	3/22	Kansas City	Surprise	1:05 PM
Mon.	3/23	Los Angeles	Tempe Diablo Stadium	1:05 PM
Tues.	3/24	San Diego	Tempe Diablo Stadium	1:05 PM
Wed.	3/25	OFF DAY		
Thurs.	3/26	Cleveland	Goodyear	1:05 PM
Fri.	3/27	Arizona	Tucson	1:05 PM
Sat.	3/28	Seattle	Tempe Diablo Stadium	1:05 PM
Sun.	3/29	Texas	Surprise	1:05 PM
Mon.	3/30	Chicago WS	Tempe Diablo Stadium	1:05 PM
Tues.	3/31	Chicago Cubs	Mesa	1:05 PM
Wed.	4/1	Texas	Tempe Diablo Stadium	12:05 PM
Thurs.	4/2	Los Angeles	Dodger Stadium	7:10 PM PDT
Fri.	4/3	San Diego	Petco Park	7:05 PM PDT
Sat.	4/4	San Diego	Angel Stadium	6:05 PM PDT
Sun.	4/5	OFF DAY		

All Times are Mountain Standard Time (except where noted as PDT - Pacific Daylight Time)

Bold Indicates Home Game

Game Times Subject to Change

FRED HANEY MEMORIAL AWARD

Awarded by the organization to the outstanding Angels rookie(s) during spring training.

1980 — Alfredo Martinez

1981 — Mike Witt

1982 — Angel Moreno

1983 — Mike Brown

1984 — Ron Romanick

1985 — Pat Clements, Jack Howell, Wally Joyner

1986 — Wally Joyner

1987 — Devon White

1988 — Frank DiMichele

1989 — Dante Bichette

1990 — John Orton

1991 — Bobby Rose

1992 — Chad Curtis

1993 — Darryl Scott

1994 — Jim Edmonds

1995 — No recipient due to strike

1996 — George Arias

1997 — Jason Dickson

1998 — Troy Glaus

1999 — Mike Fyhrie & Keith Luuloa

2000 — Bengie Molina

2001 — David Eckstein

2002 — Gary Johnson

2003 — Dusty Bergman

2004 — Brian Specht

2005 — Maicer Izturis

2006 — Kendry Morales

2007 — Nick Gomeault

2008 — Darren O'Day



2008 SPRING TRAINING STATS

2009 ANGELS INFORMATION GUIDE

NAME	BA	SLG	OBP	G	AB	R	H	TB	2B	3B	HR	RBI	SH	SF	HBP	BB	IBB	SO	SB	CS	GDP	PINCH HIT				
																						E	AB	H	HR	RBI
Anderson	.283	.370	.314	18	46	5	13	17	4	0	0	8	0	2	0	3	0	8	0	0	0	0	0			
Aybar	.274	.532	.324	24	62	14	17	33	2	1	4	8	1	1	1	4	0	8	4	1	0	0	0	0	0	
Bourjos	.391	.565	.391	14	23	6	9	13	1	0	1	4	2	0	0	0	0	6	3	1	1	0	0	0	0	
Brossman	---	---	---	1	0	0	0	0	0	0	0	0	0	0	0	0	0	0	0	0	0	0	0	0	0	
D. Brown	.242	.394	.375	24	33	3	8	13	2	0	1	5	0	0	0	7	0	8	0	1	1	1	0	0	0	
M. Brown	.308	.692	.400	11	13	3	4	9	0	1	1	1	0	0	0	2	0	4	0	0	0	0	0	0	0	
Budde	.182	.182	.286	12	11	1	2	2	0	0	0	2	0	1	0	2	0	6	0	0	0	0	1	0	0	
Castillo	.000	.000	.000	1	2	0	0	0	0	0	0	0	0	0	0	0	0	0	0	0	0	0	0	0	0	
Colmenares	.000	.000	.000	1	1	0	0	0	0	0	0	0	0	0	0	0	0	0	0	0	0	0	0	0	0	
Conger	.000	.000	.000	3	3	0	0	0	0	0	0	0	0	0	0	0	0	2	0	0	0	0	0	0	0	
Contreras	---	---	---	2	2	0	0	0	0	0	0	0	0	0	0	0	0	0	0	0	0	0	0	0	0	
Coon	.250	.500	.400	5	4	0	1	2	1	0	0	2	0	0	1	0	0	0	0	0	0	0	2	1	0	2
De Los Santos	.000	.000	.000	2	1	0	0	0	0	0	0	0	0	0	0	0	0	0	0	0	0	0	0	0	0	1
Duff	.000	.000	.167	6	5	0	0	0	0	0	0	0	0	0	0	1	0	2	0	0	0	1	0	0	0	0
Evans	.222	.417	.300	26	36	8	15	1	0	2	5	0	0	0	1	3	0	12	1	1	0	0	0	0	0	0
Figgins	.315	.389	.397	21	54	9	17	21	2	1	0	3	1	1	0	8	0	9	1	4	2	1	0	0	0	0
Fuller	.000	.000	.000	1	1	0	0	0	0	0	0	0	0	0	0	0	0	0	0	0	0	0	0	0	0	0
Guerrero	.320	.700	.314	19	50	11	16	35	5	1	4	16	0	1	0	0	0	4	0	0	0	0	1	0	0	0
Haynes	.265	.353	.342	19	34	6	9	12	1	1	0	4	1	0	0	4	0	9	4	0	0	0	1	0	0	0
Hermansen	.000	.000	.429	5	4	1	0	0	0	0	0	0	0	0	0	3	0	1	1	0	0	0	2	0	0	0
Hunter	.345	.707	.367	21	58	13	20	41	5	2	4	12	0	0	0	2	0	9	0	0	0	2	1	0	0	0
Izturis	.365	.500	.431	17	52	7	19	26	5	1	0	3	0	0	0	6	0	2	2	2	1	0	1	0	0	0
Johnson	.500	.500	.500	3	4	0	2	2	0	0	0	0	0	0	0	0	0	0	0	0	0	0	1	0	0	0
Kendrick	.377	.536	.394	25	69	5	26	37	7	2	0	12	1	0	0	2	0	9	3	3	1	5	0	0	0	0
Kotchman	.259	.444	.286	19	54	10	14	24	4	0	2	12	0	0	0	2	0	3	0	2	1	1	0	0	0	0
Leahy	---	---	---	1	0	0	0	0	0	0	0	0	0	0	0	0	0	0	0	0	0	0	0	0	0	0
Mathis	.316	.447	.422	15	38	7	12	17	3	1	0	3	0	0	0	7	0	10	1	0	0	1	1	0	0	0
Matthews	.449	.612	.472	18	49	13	22	30	2	2	10	0	1	0	3	0	7	4	0	0	2	0	0	0	0	0
Moore	.000	.000	.000	1	1	0	0	0	0	0	0	0	0	0	0	0	0	1	0	0	0	0	0	0	0	0
Morales	.385	.558	.484	25	52	9	20	29	3	0	2	8	0	0	3	7	0	8	0	3	0	1	3	1	0	0
Mount	.000	.000	.000	2	1	0	0	0	0	0	0	0	0	0	0	0	0	0	0	0	0	0	0	0	0	0
Napoli	.256	.538	.310	15	39	8	10	21	3	1	2	6	0	0	0	3	0	11	1	0	1	2	2	0	0	0
Navarro	.000	.000	.000	1	1	0	0	0	0	0	0	0	0	0	0	0	0	0	0	0	0	1	0	0	0	0
Ortiz	.000	.000	.500	2	1	0	0	0	0	0	0	0	0	0	0	1	0	0	0	0	0	0	1	0	0	0
Patchett	.000	.000	.500	4	1	0	0	0	0	0	0	0	0	0	0	1	0	1	0	0	0	0	0	0	0	0
Pavkovich	.286	.286	.444	7	7	1	2	2	0	0	0	0	0	0	0	2	0	2	0	0	0	0	1	0	0	0
Perez	.000	.000	.000	2	2	0	0	0	0	0	0	0	0	0	0	0	0	0	0	0	0	0	2	0	0	0
Pettit	.000	.000	.375	6	5	0	0	0	0	0	0	0	0	0	1	2	0	1	0	0	0	0	0	0	0	0
Phillips	.333	.667	.500	6	3	1	1	2	1	0	0	1	0	0	0	1	0	1	0	0	0	1	0	2	0	0
Quinlan	.317	.439	.333	18	41	3	12	18	3	1	2	0	0	0	1	0	1	2	0	0	0	1	0	2	0	0
Rivera	.311	.467	.367	20	45	5	14	21	4	0	1	8	0	0	0	4	0	8	0	0	0	0	5	1	0	0
S. Rodriguez	.174	.435	.167	11	23	1	4	10	1	1	1	3	0	1	0	0	0	4	0	0	0	2	2	0	0	0
Romine	.000	.000	.200	4	4	1	0	0	0	0	0	0	0	0	0	1	0	0	0	0	0	0	1	0	0	0
Sandoval	.500	.500	.640	10	12	3	6	6	0	0	0	2	0	0	0	5	0	2	0	0	0	2	1	0	0	0
Smith	.000	.000	.000	2	3	0	0	0	0	0	0	0	0	0	0	0	0	1	0	0	0	0	0	0	0	0
Statia	.222	.333	.267	18	27	4	6	9	1	1	0	2	0	1	0	2	0	7	1	1	0	0	0	0	0	0
Sutton	.167	.167	.286	8	6	1	1	1	0	0	0	0	0	0	0	1	0	1	0	0	0	0	1	0	0	0
Trumbo	.250	.375	.250	10	8	2	2	3	1	0	0	0	0	0	0	0	0	1	0	0	0	1	0	2	0	0
Walker	.000	.000	.000	1	1	0	0	0	0	0	0	0	0	0	0	0	0	0	0	0	0	0	0	1	0	0
Willits	.292	.354	.357	20	48	8	14	17	3	0	0	8	1	2	0	6	0	7	3	1	2	0	2	0	0	0
Wilson	.304	.435	.292	15	23	1	7	10	0	0	1	4	0	1	0	0	0	3	0	0	0	0	2	1	0	1
Wipke	.000	.000	.000	1	1	0	0	0	0	0	0	0	0	0	0	0	0	2	0	0	0	2	1	0	0	0
Wood	.127	.364	.140	21	55	7	10	27	2	1	3	7	0	1	1	0	0	22	0	0	0	2	1	2	1	0
TEAM	.288	.458	.345	33	110	178	326	518	67	16	31	165	7	13	8	96	0	212	30	21	26	22	51	5	0	3
OPPONENTS	.253	.397	.302	33	111	123	281	441	53	10	29	118	5	7	10	71	0	181	19	19	22	25	20	4	0	1

NAME	W	L	ERA	G	GS	C	GF	SHO	SV	INN	H	BFP	AB	R	ER	HR	SH	SF	HBP	BB	IBB	SO	WP	BK	BA
Adenhard	2	1	5.16	6	5	0	1	0	0	22.2	27	96	89	13	13	2	0	0	0	6	0	15	1	0	.303
Arredondo	0	0	0.00	5	0	0	5	0	0	5.0	0	16	15	0	0	0	0	0	0	1	0	3	0	0	.000
Austen	0	0	0.00	1	0	0	0	0	0	1.0	1	5	4	0	0	0	0	0	0	0	0	1	0	2	.250
Bonilla	0	2	9.00	5	0	0	2	0	1	7.0	13	36	31	7	7	0	1	1	0	3	0	1	0	0	.419
Bootcheck	0	0	18.00	1	0	0	0	0	0	1.0	1	5	3	2	2	0	0	0	1	1	0	0	0	0	.333
Browning	0	0	0.00	1	0	0	0	0	0	1.0	0	3	3	0	0	0	0	0	0	0	0	0	0	0	.000
Bulger	0	0	5.56	8	0	0	3	0	0	11.1	9	47	40	7	7	0	0	0	1	6	0	13	0	0	.225
Edwards	0	0	0.00	1	0	0	1	0	0	1.0	2	5	4	0	0	0	0	0	0	1	0	0	0	0	.500
Garland	1	0	2.57	4	4	0	0	0	0	14.0	16	58	57	5	4	2	0	0	0	0	0	0	3	0	.261
Gonzalez	0	0	4.50	2	0	0	1	0	0	6.2	6	33	33	3	3	2	0	0	0	1	0	3	0	0	.000
Green	0	2	5.40	6	2	0	0	0	0	15.0	19	68	64	9	9	4	0	0	0	4	0	5	0	0	.297
Jepsen	0	0	0.00	1	0	0	0	0	0	0.2	0	2	2	0	0	0	0	0	0	2	0	2	1	0	.000
Kennard	0	1	8.31	4	0	0	1																		

SPRING TRAINING RECORD

2009 ANGELS INFORMATION GUIDE

(VERSUS MAJOR LEAGUE COMPETITION ONLY)

Year	Won	Lost	Pct.	Home Attendance	ANGELS IN ANAHEIM	
1961	7	10	.412	20,850	1966 —	Giants 9, Angels 5 40,432
1962	16	13	.552	22,546		Angels 6, Giants 5 22,841
1963	18	10	.643	25,808	1968 —	Mets 4, Angels 2 5,057
1964	14	13	.519	27,343		Angels 4, Giants 1 8,538
1965	9	14	.391	26,880	1969 —	Dodgers 4, Angels 2 10,197
1966	15	13	.536	27,307		A's 8, Angels 6 1,741
1967	11	14	.440	25,725	1970 —	Dodgers 4, Angels 2 18,600
1968	13	12	.520	28,462		Dodgers 10, Angels 4 15,620
1969	13	14	.481	23,289	1971 —	Angels 4, Dodgers 3 21,857
1970	10	16	.385	22,378	1973 —	Angels 5, Dodgers 4 16,308
1971	9	15	.375	28,290		Dodgers 5, Angels 1 19,137
1972	7	13	.350	23,956	1974 —	Angels 7, Dodgers 5 24,634
1973	9	13	.409	23,656	1975 —	Dodgers 9, Angels 2 25,589
1974	11	10	.524	24,388		Dodgers 2, Angels 0 18,265
1975	15	9	.625	28,187	1976 —	Angels 3, Dodgers 3 (rain) 22,639
1976	8	3	.727	10,456	1977 —	Dodgers 5, Angels 0 29,678
1977	14	13	.519	29,485		Dodgers 10, Angels 3 36,732
1978	15	11	.577	32,946	1978 —	Angels 10, Dodgers 1 40,591
1979	14	11	.560	34,660	1979 —	Angels 7, Dodgers 4 41,674
1980	6	22	.214	35,875	1981 —	Dodgers 4, Angels 1 48,331
1981	16	9	.640	41,140		Angels 6, Dodgers 5 58,353
1982	12	12	.500	45,099	1982 —	Dodgers 5, Angels 4 61,026
1983	15*	9	.625	50,421	1983 —	Angels 7, Dodgers 4 57,408
1984	13*	12	.520	43,463		Dodgers 4, Angels 2 62,877
1985	15	11	.577	48,102	1984 —	Dodgers 7, Angels 0 62,921
1986	15	14	.517	53,158	1985 —	Dodgers 1, Angels 0 *62,968
1987	15	15	.500	57,527		Dodgers 9, Angels 7 37,888
1988	15	14	.517	58,847	1986 —	Angels 10, Dodgers 8 61,538
1989	14	15	.483	56,034	1987 —	Angels 1, Dodgers 0 42,273
1990	6	10	.375	14,324		Angels 2, Dodgers 1 61,272
1991	13	15	.464	57,399	1988 —	Angels 6, Dodgers 1 41,511
1992	16	13	.552	55,983	1989 —	Dodgers 3, Angels 1 45,795
1993	14	16	.467	94,103		Angels 8, Dodgers 7 58,874
1994	10	19	.345	90,800	1990 —	Dodgers 5, Angels 4 47,555
1995*	13*	12	.520	27,687	1991 —	Dodgers 3, Angels 1 59,090
1995#	7*	4	.636	9,782		Angels 6, Dodgers 4 43,011
1996	21*	10	.677	68,270	1992 —	Angels 1, Dodgers 0 55,983
1997	9	21	.300	50,544	1993 —	Angels 5, Dodgers 3 46,768
1998	16*	15	.516	59,810		Padres 6, Angels 4 15,534
1999	13	15	.464	62,610	1994 —	Angels 5, Dodgers 2 47,735
2000	14	16	.467	59,291		Angels 5, Dodgers 4 21,221
2001	15	19	.441	84,882	1995 —	Angels 4, Dodgers 1* 22,452
2002	17	15	.531	82,658		Angels 7, Padres 7# 1,770
2003	9*	20	.323	96,114		Angels 12, Padres 4# 1,294
2004	19*	13	.591	106,351	1996 —	Dodgers 6, Angels 2 42,038
2005	21*	11	.651	106,690	1997 —	Angels 5, Dodgers 1 31,897
2006	18*	11	.597	94,739		Angels 2, Dodgers 0 18,647
2007	19	14	.576	100,304	1998 —	Dodgers 8, Angels 1 39,541
2008	18*	9	.667	*118,191	1999 —	Dodgers 8, Angels 1 28,405
					2000 —	Angels 6, Padres 4 16,281
					2001 —	Angels 6, Diamondbacks 5 14,872
					2002 —	Angels 4, Rockies 2 12,765
						Angels 8, Rockies 3 12,201
					2003 —	Dodgers 5, Angels 3 30,501
						Dodgers 6, Angels 5 37,082
					2004 —	Angels 10, Dodgers 4 43,281
						Angels 13, Dodgers 5 39,368
					2005 —	Angels 8, Dodgers 3 43,619
					2006 —	Angels 0, Dodgers 0 43,481
						Angels 4, Dodgers 2 43,267
					2007 —	Angels 4, Dodgers 2 43,777
					2008 —	Angels 2, Dodgers 2 38,863
						Angels 11, Padres 3 40,468

* 1995 Spring Training I
 # 1995 Spring Training II
 * Tempe Diablo Spring Attendance Record - Sellout # 10

*** Tie Games:**
 Angels/Brewers played 5-inning, 2-2 tie, March 18, 1983.
 Angels/Indians played 11-inning, 5-5 tie, March 24, 1984.
 Angels/Padres played 12-inning, 3-3 tie, March 3, 1995.
 Angels/Padres played 10-inning, 7-7 tie, April 24, 1995.
 Angels/A's played 11-inning, 4-4 tie, March 3, 1996.
 Angels/Padres played 9-inning, 2-2 tie, March 14, 1998.
 Angels/White Sox played 9-inning, 10-10 tie, March 7, 2002.
 Angels/Rangers played 10-inning, 9-9 tie, March 14, 2003.
 Angels/Rockies played 9-inning, 5-5 tie, March 24, 2003.
 Angels/Rangers played 11-inning, 8-8 tie, March 25, 2004.
 Angels/Diamondbacks played 9-inning, 6-6 tie, March 22, 2005.
 Angels/Dodgers played 8-inning, 6-6 tie, March 31, 2006.
 Angels/Dodgers played 10-inning, 0-0 tie, April 1, 2006.
 Angels/Rangers played a 9-inning, 3-3 tie, Feb. 28, 2008
 Angels/Giants played a 9-inning, 6-6 tie, March 8, 2008
 Angels/Padres played a 10-inning, 4-4 tie, March 24, 2008

ANGELS AT HOLTVILLE

8 wins, 3 losses

Single-Game Attendance Record, Tempe Diablo Stadium
 9,765 March 24, 2002, Angels 13, Giants 3

FREWAY SERIES HOME CROWDS — 50,000+

ATTENDANCE	DATE	OPPONENT	ATTENDANCE	DATE	OPPONENT
62,968	April 6, 1985	Los Angeles	59,090	April 6, 1991	Los Angeles
62,921	March 30, 1984	Los Angeles	58,874	April 1, 1989	Los Angeles
62,827	April 2, 1983	Los Angeles	58,353	April 1, 1989	Los Angeles
61,538	April 6, 1986	Los Angeles	57,408	April 1, 1983	Los Angeles
61,272	April 4, 1987	Los Angeles	55,983	April 3, 1992	Los Angeles
61,026	April 4, 1982	Los Angeles			

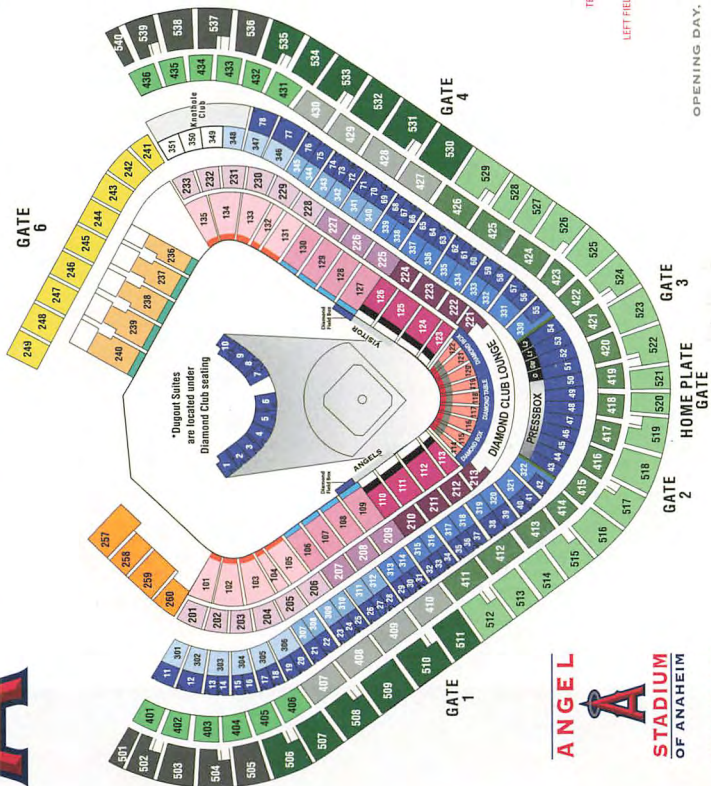


MAJOR LEAGUE BASEBALL

2009 ANGELS INFORMATION GUIDE

SEATING LEVEL	TIER 1	TIER 2
DUGOUT MWP (ROW C)	\$110.00	\$122.00
FIELD HALL OF FAME (ROWS D-H)	\$95.00	\$107.00
FIELD MWP (ROWS I-J)	\$85.00	\$97.00
TERRACE MWP	\$65.00	\$77.00
(NEW) LOWER FIELD ALL-STAR (FIRST ROW)	\$58.00	\$70.00
FIELD ALL-STAR	\$50.00	\$62.00
(NEW) LOWER FIELD BOX (FIRST ROW)	\$41.00	\$53.00
TERRACE ALL-STAR	\$47.00	\$59.00
FIELD BOX	\$33.00	\$45.00
TERRACE BOX	\$28.00	\$40.00
LOWER VIEW MWP	\$35.00	\$42.00
LOWER VIEW ALL-STAR	\$20.00	\$27.00
VIEW MWP	\$18.00	\$25.00
LOWER VIEW BOX	\$17.00	\$24.00
VIEW ALL-STAR	\$14.00	\$21.00
UPPER VIEW	\$12.00	\$19.00
(NEW) RIGHT FIELD HALL OF FAME (FIRST ROW)	\$27.00	\$34.00
RIGHT FIELD MWP	\$22.00	\$29.00
RIGHT FIELD PAVILION	\$16.00	\$23.00
LEFT FIELD PAVILION	\$14.00 Adult \$ 5.00 Child	\$21.00 Adult \$ 5.00 Child
PREMIUM SEATING		
DIAMOND MWP (ROW C)	\$200.00	\$220.00
DIAMOND HALL OF FAME (ROWS D-H)	\$175.00	\$175.00
DIAMOND CLUB (ROWS J-W)	\$150.00	\$150.00
CLUB MWP	\$ 90.00	\$ 90.00
CLUB ALL-STAR	\$ 65.00	\$ 65.00
CLUB LOGE	\$ 34.00	\$ 46.00
KNOTHOLE CLUB	\$ 35.00	\$ 42.00
SUITES (DIAMOND BOX AND TABLE)	CALL (888) 796-HALO (426) FOR MORE INFORMATION CALL (888) 796-HALO (426) FOR MORE INFORMATION	
(NEW) DIAMOND FIELD BOX		
DISABLED SEATING		
DIAMOND CLUB WC	\$150.00	\$150.00
TERRACE MWP WC	\$ 65.00	\$ 77.00
CLUB ALL-STAR WC	\$ 65.00	\$ 65.00
TERRACE ALL-STAR WC	\$ 47.00	\$ 59.00
TERRACE BOX WC & SEMI-AMBULATORY	\$ 18.00	\$ 25.00
RIGHT FIELD PAVILION WC	\$ 16.00	\$ 23.00
LEFT FIELD PAVILION WC & SEMI-AMBULATORY	\$ 14.00 Adult \$ 5.00 Child	\$ 21.00 Adult \$ 12.00 Child

ANGELS 2009 INDIVIDUAL TICKET PRICING



ANGEL

STADIUM
 OF ANAHEIM

TIER 2 PRICING GAMES:
 OPENING DAY, RED SOX, YANKEES, DODGERS, FOURTH OF JULY
 ALL SEATING IS SUBJECT TO AVAILABILITY

©2009 Angels Baseball LP



2009 PROMOTIONAL SCHEDULE

2009 ANGELS INFORMATION GUIDE

4/6	OPENING NIGHT 2009 SCHEDULE MAGNET	7/3	WELLS FARGO BIG BANG FRIDAY
4/7	ANGELS HALL OF FAME FLEECE BLANKET COURTESY OF FS WEST	7/4	PATRIOTIC FIREWORKS
4/8	WALL CALENDAR COURTESY OF AT&T	7/5	FAMILY SUNDAY KIDS RUN THE BASES
4/9	ANGELS HALL OF FAME INDUCTEE PLAQUE COURTESY OF AT&T	7/7	ANGELS MILITARY STYLE HAT
4/10	WELLS FARGO BIG BANG FRIDAY	7/10	WELLS FARGO BIG BANG FRIDAY
4/12	FAMILY SUNDAY	7/12	FAMILY SUNDAY KIDS RUN THE BASES
4/21	HALO HISTORY BANNER COURTESY OF FS WEST COLLEGE NIGHT	7/23	ANGELS POSTER SINGLES NIGHT
4/22	ANGELS KNIT REPLICHA BEANIE CAP COURTESY OF DAIRY QUEEN COLLEGE NIGHT	7/24	WELLS FARGO BIG BANG FRIDAY
4/24	WELLS FARGO BIG BANG FRIDAY	7/25	KIDS RALLY MONKEY COIN BANK*
4/25	HOWIE KENDRICK KIDS LUNCH BAG* COURTESY OF WILD RIVERS WATERPARK	7/26	PHOTO DAY PRESENTED BY SHELL VACATIONS FAMILY SUNDAY KIDS RUN THE BASES
4/26	FAMILY SUNDAY	7/28	1980 ANGELS REPLICHA JERSEY T-SHIRT RETRO NIGHT
5/6	ERVIN SANTANA BOBBLEHEAD COURTESY OF PECHANGA RESORT AND CASINO	8/7	WELLS FARGO BIG BANG FRIDAY
5/7	1980 ANGELS RETRO HAT COURTESY OF CLAIM JUMPER RETRO NIGHT	8/8	KIDS BACK-TO-SCHOOL BINDER*
5/8	WELLS FARGO BIG BANG FRIDAY	8/9	FAMILY SUNDAY KIDS RUN THE BASES
5/10	MOTHER'S DAY PINK TOTE BAG** FAMILY SUNDAY	8/10	RANCHO CUCUCAMONGA QUAKES NIGHT
5/25	MEMORIAL DAY FIREWORKS	8/11	MIKE NAPOLI BOBBLEHEAD
5/29	WELLS FARGO BIG BANG FRIDAY	8/25	DRINK COASTER SET
5/30	KIDS RALLY MONKEY CHECKER SET*	8/28	WELLS FARGO BIG BANG FRIDAY
5/31	FAMILY SUNDAY	8/29	KIDS BACKPACK*
6/12	WELLS FARGO BIG BANG FRIDAY	8/30	FAMILY SUNDAY KIDS RUN THE BASES
6/13	KIDS SMASHBALL SET* KIDS RUN THE SHOW	9/8	ANGELS ARGYLE HAT
6/14	FAMILY SUNDAY	9/11	WELLS FARGO BIG BANG FRIDAY
6/19	WELLS FARGO BIG BANG FRIDAY	9/12	KIDS SCHOOL SUPPLY KIT*
6/21	FAMILY SUNDAY KIDS RUN THE BASES	9/13	FAMILY SUNDAY SALUTE TO KIDS KIDS RUN THE BASES
6/23	KIDS ROAD MESH JERSEY*	9/25	WELLS FARGO BIG BANG FRIDAY
6/24	COOLER	9/26	HISPANIC HERRITAGE FIESTA PLATTER FIESTA ANGELS
7/2	UNCLE SAM RALLY MONKEY BEANIE BABY	9/27	FAN APPRECIATION FAMILY SUNDAY KIDS RUN THE BASES
		10/1	TEAM PHOTO

*FOR KIDS AGES 2-18 IN ATTENDANCE **FOR FANS AGES 18+ IN ATTENDANCE

For complete distribution policy, please visit angelsbaseball.com.

All game dates, times, opponents, prices, promotions and events are subject to change without prior notice.



2009 ANGELS SCHEDULE

2009 ANGELS INFORMATION GUIDE

APRIL

SUN	MON	TUE	WED	THU	FRI	SAT
			1	2	3	4
				LAD* 7:10	SD* 7:05	SD* 6:05
5	6	7	8	9	10	11
	FSW OAK 8:05	KCOF OAK 7:05	FSW OAK 7:05	FSW OAK 7:05	FSW BOS 7:05	FSW BOS 1:10
12	13	14	15	16	17	18
KCOF BOS 12:35		FSW SEA 3:40	FSW SEA 7:10	FSW SEA 7:10	FSW MIN 5:10	FSW MIN 12:40
19	20	21	22	23	24	25
KCOF MIN 11:10		FSW DET 7:05	FSW DET 7:05	FSW DET 7:05	FSW SEA 7:05	FSW SEA 6:05
26	27	28	29	30		
KCOF SEA 12:35		FSW BAL 4:05	FSW BAL 9:35	FSW NY 4:05		

MAY

SUN	MON	TUE	WED	THU	FRI	SAT
					1	2
					FSW NYY 4:05	FSW NYY 10:05
3	4	5	6	7	8	9
KCOF NYY 10:05	FSW OAK 7:07	FSW OAK 7:07	FSW TOR 7:05	FSW TOR 7:05	FSW KC 7:05	FSW KC 6:05
10	11	12	13	14	15	16
KCOF KC 12:35		FSW BOS 7:05	FSW BOS 7:05	FSW BOS 12:35	FSW TEX 5:05	FSW TEX 1:10
17	18	19	20	21	22	23
KCOF TEX 11:05	FSW SEA 7:10	FSW SEA 7:10	FSW SEA 7:10	FSW SEA 7:10	FSW LAD 7:10	FSW LAD 7:10
24	25	26	27	28	29	30
KCOF LAD 11:10	FSW CWS 6:05	FSW CWS 7:05	FSW CWS 7:05		FSW SEA 7:05	FSW SEA 6:05

JUNE

SUN	MON	TUE	WED	THU	FRI	SAT
	1	2	3	4	5	6
		FSW TOR 4:07	FSW TOR 4:07	FSW TOR 9:37	FSW DET 4:05	FSW DET 4:05
7	8	9	10	11	12	13
FSW DET 10:05		FSW TB 4:08	FSW TB 4:08	FSW TB 4:08	FSW SD 7:05	FSW SD 6:05
14	15	16	17	18	19	20
KCOF SD 12:35	FSW SF 7:15	FSW SF 7:15	FSW SF 12:45		FSW LAD 7:05	FSW LAD 1:10
21	22	23	24	25	26	27
FSW LAD TBA	FSW COL 7:05	FSW COL 7:05	FSW COL 7:05		FSW AZ 6:40	FSW AZ 1:10
28	29	30				
KCOF AZ 1:10	FSW TEX 5:05	FSW TEX 5:05				

JULY

SUN	MON	TUE	WED	THU	FRI	SAT
			1	2	3	4
			FSW TEX 5:05	FSW BAL 7:05	FSW BAL 7:05	FSW BAL 6:05
5	6	7	8	9	10	11
KCOF BAL 12:35	FSW TEX 7:05	FSW TEX 7:05	FSW TEX 7:05		FSW NYY 7:05	FSW NYY 1:10
12	13	14	15	16	17	18
KCOF NYY 12:35		ALL-STAR BREAK STL		FSW OAK 7:07	FSW OAK 7:07	FSW OAK 6:07
19	20	21	22	23	24	25
KCOF OAK 1:07	FSW KC 5:10	FSW KC 5:10	FSW KC 5:10	FSW MIN 7:05	FSW MIN 7:05	FSW MIN TBA
26	27	28	29	30	31	
FSW MIN TBA	FSW CLE 7:05	FSW CLE 7:05	FSW CLE 12:35		FSW MIN 5:10	

AUGUST

SUN	MON	TUE	WED	THU	FRI	SAT
						1
						FSW MIN 4:10
2	3	4	5	6	7	8
FSW MIN 11:10		FSW CWS 5:11	FSW CWS 5:11	FSW CWS 11:05	FSW TEX 7:05	FSW TEX TBA
9	10	11	12	13	14	15
KCOF TEX TBA	FSW TB 7:05	FSW TB 7:05	FSW TB 12:35		FSW BAL 4:05	FSW BAL 4:05
16	17	18	19	20	21	22
KCOF BAL 10:35	FSW BAL 4:05	FSW CLE 4:05	FSW CLE 4:05	FSW TOR 4:07	FSW TOR 10:07	
23	24	25	26	27	28	29
FSW TOR KCOF OAK KCOF 12:35	FSW DET 7:05	FSW DET 7:05	FSW DET 12:35		FSW OAK 7:05	FSW OAK 6:05

SEPT./OCT.

SUN	MON	TUE	WED	THU	FRI	SAT
		1	2	3	4	5
		FSW SEA 7:10	FSW SEA 3:40		FSW KC 5:10	FSW KC 4:10
6	7	8	9	10	11	12
KCOF KC 11:10	FSW KC 11:10	FSW SEA 7:05	FSW SEA 7:05	FSW SEA 7:05	FSW CWS 7:05	FSW CWS TBA
13	14	15	16	17	18	19
KCOF CWS TBA		FSW BOS 4:10	FSW BOS 4:10	FSW BOS 4:10	FSW TEX 5:05	FSW TEX 5:05
20	21	22	23	24	25	26
FSW TEX 12:05	FSW NYY 7:05	FSW NYY 7:05	FSW NYY 12:35		FSW OAK 7:05	FSW OAK 6:05
27	28	29	30	1	2	3
FSW OAK KCOF OAK KCOF 1:07	FSW TEX 7:05	FSW TEX 7:05	FSW TEX 7:05	FSW TEX 3:05	FSW OAK 7:07	FSW OAK 1:07

REGULAR SEASON HOME AWAY * EXHIBITION

TV PARTNERS

FSWEST FSW = FS West Telecast

MY 13 KCOF = My 13 Telecast

FOX FOX = FOX National Telecast

ESPN ESPN = ESPN National Telecast

RADIO PARTNERS

AM 830

**1330 AM
ESPN
SPORTS
RADIO**

* For a complete listing of Radio Affiliates visit Angelsbaseball.com and click on Fan Forum.

All Game Dates, Times, Opponents, Promotions And Events Are Tentative And Subject To Change Without Prior Notice. All Times Pacific Time.



Love Triangle.



**125 GAMES.
1 NETWORK.**

WE PUT  **YOU IN THE
GAME!**

**FSWEST
HD**™