


Atlanta

Braves



1988 MEDIA GUIDE



PUBLIC RELATIONS DIRECTORY

CITY	NAME	AREA—OFFICE	PRIVATE	HOME	TELECOPY
Comm. Office	Richard Levin Susan Aglietti	(212) 371-7800		675-0572	355-0007

NATIONAL LEAGUE

League	Katy Feeney	(212) 371-7300	371-8661	489-5462	371-7300 Ext. 267
Atlanta	Jim Schultz	(404) 522-7630	522-2724	951-1559	522-7734
Chicago	Ned Colletti	(312) 281-5050	281-9352	350-1462	281-6955
	Sharon M. Pannozzo		281-9352	348-7881	
Cincinnati	Jim Ferguson	(513) 421-4510	421-2990	232-7590	421-2990
	Jon Braude			385-4196	
Houston	Rob Matwick	(713) 799-9600	799-9596	668-6986	799-9598
	Chuck Pool		799-9597	669-9809	
Los Angeles	Mike Williams	(213) 224-1301	224-1331	(818) 287-5610	224-1301
	Brent Shyer			(714) 625-2025	
Montreal	Rich Griffin	(514) 253-3434	253-3263	695-4186	253-8282
	Monique Giroux			384-9924	
New York	Jay Horwitz	(718) 507-6387	565-4330	(201) 546-5089	565-4331
	Maria Shewark		565-4323	(516) 731-7934	
Philadelphia	Larry Shenk	(215) 463-6000	755-9321	(302) 478-5154	389-3850
	Vince Naus			(215) 522-9858	
Pittsburgh	Greg Johnson	(412) 323-5000	323-5018	276-0309	323-5031
	Jim Lachimia		323-5031	931-0397	
St. Louis	Kip Ingle	(314) 421-3060	421-6450	227-4782	Ext. 223
	Brian Bartow				
San Diego	Bill Beck	(619) 283-7294	584-7210	672-1330	283-6886
	Mike Swanson			586-0715	
San Francisco	Duffy Jennings	(415) 468-3700	468-2390	593-0332	468-3700
	David Aust			364-4770	

AMERICAN LEAGUE

CITY	NAME	AREA—OFFICE	PRIVATE	HOME	TELECOPY
League	Phyllis Merhige	(212) 371-7600	371-6571	(718) 429-6229	Ext. 255
Baltimore	Bob Brown	(301) 243-9800	235-9710	337-2050	467-5333
	Rick Vaughn			290-6504	
Boston	Dick Bresciani	(617) 267-9440	267-2890	237-7618	Ext. 3132
	Josh Spofford			777-8472	
California	Tim Mead	(714) 937-6700	937-7217	861-0473	634-3410
	John Sevano			960-2061	
Chicago	Paul Jensen	(312) 924-1000	624-6460	983-1061	Ext. 254
	Tim Clodjeaux		924-1412	935-8954	
Cleveland	Bob DiBiasio	(216) 861-1200	861-4454	226-7461	566-1287
	Rick Minch			943-0533	
Detroit	Dan Ewald	(313) 962-4000	962-4338	828-8153	Ext. 243
	Greg Shea			668-6521	
Kansas City	Dean Vogelaar	(816) 921-2200	921-8154	229-6446	921-5775
	Steve Fink			524-4430	
Milwaukee	Tom Skibosh	(414) 933-1818	933-6975	786-2311	933-7323
	Mario Zino			764-9681	
Minnesota	Tom Mee	(612) 375-1366	375-7470	447-2065	375-7473
	Remzi Kiratli		375-7489	941-1778	
New York	Harvey Greene	(212) 293-4300	579-4461	(201) 440-6232	579-4513
	Lou D'Ermilio			(718) 727-2267	
Oakland	Jay Alves	(415) 638-4900		352-0269	Ext. 223
	Kathy Jacobson			830-4556	
	Eric Kubota			339-2586	
Seattle	Bob Porter	(206) 628-3555	343-4608	821-9275	628-2590
	Craig Detwiler		343-4623	392-7727	
Texas	John Blake	(817) 273-5222	273-5208	(214) 570-0739	Ext. 5203
	Jim Small		273-5202	(817) 633-3403	
Toronto	Howie Starkman	(416) 595-0077	595-0282	820-7265	595-5541
	Gary Oswald			781-2807	

FROM THE SPORTS LIBRARY OF
RETROSEASONS.com

More publications available at:

www.retroseasons.com/library/

1988
ATLANTA

Braves



1988 Atlanta Braves Media Guide

Copyright, 1988 the Atlanta Braves National Baseball Club.

The 1988 Media Guide was published February 15, 1988 with information available as of that date. The book was produced by Bob DiBiasio and Jim Schultz, with assistance from Glen Serra, Tyler Barnes and Melanie Jessee. Members of the media may obtain more detailed and updated information from the Atlanta Braves Public Relations Department, (404) 522-7630.

MEDIA INFORMATION

PRESS CREDENTIALS — To order credentials, write to the Braves' Public Relations Department, P.O. Box 4064, Atlanta, Ga. 30302. All requests from media outside the immediate Atlanta area must come in writing on appropriate letterhead stationery. Please specify who will pick up the credentials on the day of the game. Identification will be required before credentials can be distributed.

PRESS RESERVATIONS BOOTH — Credentials may be picked up at the Press Reservations Booth, Windows 3-6, near Gate F on the south side of Atlanta-Fulton County Stadium. The booth is open two hours prior to game time with credentials available then.

PRESS GATE — To enter Atlanta-Fulton County Stadium, a press gate is located near Gate E. Elevators inside the Stadium to the left of the press gate stop at the press box (third) level and the field/clubhouse (first) level.

ABOUT THE COVER

Seven-time All-Star Dale Murphy, in his second decade as a Brave, continues as the team's offensive force. Among his other accomplishments, he hit a career-best 44 homes runs in 1987, giving him the most in the Major Leagues over the past five years (182, to Mike Schmidt's 181).

Cover illustration by Tim Williams.

TABLE OF CONTENTS

ADMINISTRATION

Directory	4
Biographies	5-10

ATLANTA REFERENCE SECTION

Batting, Top Five	175
Best Record, by Game	184
Doubleheaders	186
Home Runs	187-192
Monthly Won-Lost	180-181
Opening Day Lineups	193
Opening Game Results	194
Pitching, Top Five	175-176
Records	172-173
Roster 1966-1987	198
Trades	195-197
Won-Lost vs. N.L. Teams	182-183
Worst Record by Game	185
Yearly Individual Leaders	176-178
Yearly Team Statistics	173-174

ATTENDANCE

All-Time Records	171
Atlanta Highs, Lows	199
Stadium Highs & Lows	200
Year-by-Year	171, 199

PLAYER DEVELOPMENT SYSTEM

Minor League Directory	133-134
1987 Minor League Statistics ..	135-141
No. 1 Draft Picks	134
Scouting Department	132

FRANCHISE HISTORY

All-Star Game Selections	166
All-Time Team	173
Batting, Top Five	162
Championship Years	152
Fielding Averages, Highest	163
Hall of Famers	170
Historical Highlights	153-155
League Leaders	161
No-Hit Games	164
Pitchers, Ind. Best Starts	170
Pitching, Top Five	162
Players of the Month	169
Post-Season Awards	167-168
Records, All-Time	144-149
Regulars by Position	156-159
Season Leaders by Position	163
200-Hit Club	165
Winningest Braves	160, 164
Won-Lost vs. Teams	155
Yearly Win-Loss Record	150-151

MISCELLANEOUS

Atlanta-Fulton County Stadium	222
Commissioners	128
Hotels	10
Last Time It Happened	12
Long Game	197
Radio-TV	223
Retired Numbers	170
Rules of Interest	224-225
Series Sweeps	178-180
Waiver Rules	229

1987 IN REVIEW

Attendance	219-220
Day-by-Day	209-211
Final Statistics	203-206
Highs & Lows	208
Home Run Details	214-217
Vs. Lefties & Righties	212
Major League Standings	202
Men in Scoring Position	213
National League Statistics	202-203, 206
Pinch-Hitting	211
Transactions	218-219
Win-Loss Breakdown	207

1988 BRAVES

Coaches	17-24
Manager	14
Players	25-130
Roster	116-117
Schedule	Inside Back Cover
Spring Invitee Roster	118

SPRING TRAINING

1988 Information	226
1988 Schedule	227
1987 Statistics	228-229
Yearly Won-Loss Records	227

ATLANTA BRAVES

Phone (404)522-7630
Tickets (404) 577-9600

P.O. Box 4064, Atlanta, GA 30302

Easylink 62923333
FAX 522-7734

DIRECTORS OF THE BRAVES

William C. Bartholomay, Chairman
Robert E. Hope
M.B. Sereteau

Henry L. Aaron
Stanley H. Kasten
Allison Thornwell, Jr.

R.E. Turner III

Robert J. Cox
RUBY M. Lucas
Robert J. Wussler

FRONT OFFICE STAFF

R.E. (Ted) Turner III

Stanley H. Kasten President
Charles S. Sanders Vice President and Business Manager
Robert J. Cox Vice President & General Manager
Henry L. Aaron Vice President & Director of Player Development
John W. Mullen Vice President & Assistant General Manager
Paul L. Snyder, Jr Assistant Vice President & Director of Scouting
Rod Gilbreath Assistant Scouting Director
Bobby Dews Assistant to Director of Player Development
Wayne Long Director of Marketing
Ed Newman Ticket Distribution Manager
Miles McRea Director of Promotions
Bill Acree Traveling Secretary
Robert A. Hope Director of Merchandising
Ken Little Director of Stadium Operations
Jack Tyson Director of Ticket Sales
Martin Mathews Assistant Controller
Jim Schultz Director of Media Relations

Sue Able, Broadcast Coordinator; Susan Bailey, Baseball Operations; Wanda Boykin, Braves Clubhouse Store; Terri Brennan, Assistant Director of Stadium Operations; Skip Caray, Broadcaster; Bonita Cody, Merchandise Department.

June Cornillaud, Administrative Assistant-Baseball Operations; Bobbi Cranford, Baseball Operations; Peter Diffin, Publications Sales Manager; Buck Ethridge, Merchandise Department; Nell Folds, Switchboard; Carrie Freeman, Merchandise Department; Steve Goff, Merchandise Department; Elizabeth Goode, Security; Jim Guadagno, Baseball Systems' Operator; Joe Helyar, Assistant Ticket Distribution Manager; Felicia Hilton, Stadium Operations; Neil Hoyt, Assistant Director of Ticket Sales; Gary Hunter, Marketing Representative; Melanie Jessee, Public Relations Office Manager; Ernie Johnson, Broadcaster; Martina Kardulis, Ticket Sales; Betty Latimer, Stadium Operations; Ethylene McBee, Mail Order Ticket Supervisor; Dave Michaelson, Marketing Representative; Linda Miller, Administrative Supervisor, Assistant-Business and Team Travel; Harriet Monroe, Accounting; Chip Moore, Accounting.

Sam Newpher, Head Groundskeeper; James Pace, Mail Room; Johnny Ray, Print Shop Manager; Richard Ray, Assistant Groundskeeper; Beverly Roberts, Accounting; Jo Ann Saggio, Ticket Distribution; Billy Sample, Broadcaster; Rick Scholla, Marketing Representative; Eric Seabolt, Merchandise Manager; Peter Serrano, Marketing Representative; Donna Shepard, Group Sales Ticket Manager; George Sherman, Stadium Club Manager; Richard Simmons, Marketing Representative; Pete Skorput, Spring Training Coordinator; Christine Stover, Marketing Representative; Zachary Stroud, Braves Clubhouse Store; Pete Van Wieren, Broadcaster; Abe Winters, Assistant Stadium Club Manager; Michelle Vozzola, Marketing Representative.

MANAGER AND STAFF

Chuck Tanner, Manager

Coaches — Tony Bartirome, Bruce Dal Canton, Al Monchak, Bob Skinner, Brian Snitker, Willie Stargell

Trainer — Dave Pursley
Asst. Trainer — Jeff Porter
Equipment Manager — Bill Acree
Asst. Equipment Manager — Casey Stevenson

Visiting Clubhouse Manager — John Holland
Asst. Visiting Clubhouse Manager — Fred Stone

Team Physician — Dr. David T. Watson
Associate Physicians — Dr. Robert Crow, Dr. John Cantwell

Orthopedics — Dr. Robert Wells, Dr. Carl Fackler

TICKET PRICES

Club and Dugout Level	\$9.50	Pavilion Level	\$6.00
Field Level	\$8.00	General Admission	\$4.00
Upper Level	\$6.00	G.A.-Child under 12	\$1.00

ATLANTA-FULTON COUNTY STADIUM

521 Capitol Ave., S.W., Atlanta, GA 30312

Seating Capacity — 52,001 for baseball, 59,643 for football.

Playing Field Distances — Left and right field fences, 330 feet, 100.6 meters; Center field fence 402 feet, 122.5 meters; Power alleys, 385 feet; Outfield fence, ten feet high; Wall, 22 feet high.

Atlanta-Fulton County Stadium is located one mile south of midtown Atlanta at the junction of Interstate highways 20, 75, and 85. The park was completed in 20 months, eight for design and 12 for construction. Ground was broken on April 15, 1964 and the first game was played April 9, 1965 when Milwaukee defeated Detroit, 6-3, in an exhibition game before the 1965 regular season began. Approximate cost of the Stadium was \$18 million. Architects were two Atlanta firms: Heery and Heery, and Finch, Alexander, Barnes, Rothschild and Paschal. General contractor was The Thompson and Street Company of Charlotte, N.C. and Atlanta. Permanent fold-away seats were added during 1976, increasing football capacity to its present level. More than 600 dugout level seats were added prior to the 1977 season.

Stadium Authority — Reggie Williams, Executive Director; T. Herman Graves, Stadium Manager.

Ted Turner



R.E. (Ted) Turner, Chairman, President and CEO of Turner Broadcasting System, Inc., the owner of the Atlanta Braves, has established a reputation as an innovative businessman and sportsman.

He has combined his enthusiasm for communications and sports to expand a small UHF television station into the most watched single channel in the United States. WTBS, Channel 17 in Atlanta, is known as SuperStation—TBS to cable viewers throughout the country. At the same time, primarily because of their exposure on the station, the Braves have followers in all 50 states and the Dominican Republic.

The dynamic Turner became owner of the Braves on Jan. 14, 1976 when National League owners unanimously approved the sale by Atlanta-LaSalle Corporation to Turner Communications Corporation, now called Turner Broadcasting System, Inc.

Under Turner's leadership, the Braves emerged into a club which won the National League West title for the first time in 13 years in 1982. Recently the Braves have concentrated more than ever on developing Major League players through their farm system and now have one of the most extensive minor league and scouting programs in baseball. Such current Braves standouts as Dale Murphy, Zane Smith and Gerald Perry are products of the team's farm system.

Turner has become a household word in the world of sports not only through his ownership of the Braves and basketball Hawks, but also because of his considerable achievements as a yachtsman.

Turner's most notable deed as a participant came in 1977 when he skippered "Courageous" to victory in the prestigious America's Cup races. He was named Yachtsman of the Year for the third time by the New York Yacht Club on the strength of those wins. He also won the award a fourth time, in 1978.

In 1986, Turner created the Goodwill Games, a summer, world class, international multi-sport event that will be held every four years. The first Goodwill Games, held in Moscow in July, represented the first time US and Soviet athletes have come together in a major, international summer competition since the 1976 Montreal Olympics.

It is in the field of television where Turner has almost revolutionized the industry. SuperStation—TBS now reaches 50 states, Puerto Rico and a Caribbean circuit. WTBS is carried into more than 43 million homes, 49 per cent of the nation's TV households. On June 1, 1980, Turner started Cable News Network, the first 24-hour all news television station. CNN reaches over 43 million homes across the nation and is available to viewers worldwide. A third Turner broadcasting system, HEADLINE NEWS, made its debut on Jan. 1, 1982. HEADLINE NEWS is a national, 24-hour, fast-paced news network operating in 30-minute cycles which reaches into more than 30 million homes throughout the U.S. Additionally, Turner is forging ahead in the telecommunications industry with his own original programming. Turner Broadcasting System is pioneering made-for-cable features including "Portrait of America", a five-year series of documentaries profiling each of the 50 states, and Jacques Cousteau specials.

Early in 1986, Turner negotiated the purchase of the MGM-United Artists communications giant, retaining the voluminous MGM film library to enhance WTBS' programming.

Turner's commitment to using television for the public good can be seen in his work as one of the founding board members of the Better World Society. Created in 1985, the Society is dedicated to the production and international distribution of television programs on critical issues that threaten the planet: nuclear arms, overpopulation and environmental degradation.

Turner was born in Cincinnati on Nov. 19, 1938. He attended Brown University where he was Vice-President of the Debating Union and Commodore of the Brown Yacht Club.

He began his business career as an account executive for Turner Advertising Company in Savannah, Ga. He became general manager of Turner Advertising in Macon, Ga., in 1960, at the age of 22 and in 1963, became president and chief executive officer of the various Turner companies with offices in Atlanta.

In 1970 Turner Communications Corporation merged with Rice Broadcasting, with Turner becoming general manager of the flagship station, WTCG (now WTBS), in Atlanta.

The Federal Communications Commission approved use of a satellite system in 1976 which allowed Turner Communications to beam WTBS's signal across the United States.

Turner is a member of the Atlanta Advertising Club, the Atlanta Yacht Club, and the Capital City Club.

Bill Bartholomay

Chairman of the Board



Bill Bartholomay, a lifelong baseball fan of the first order, has been Chairman of the Board of the Atlanta Braves since 1966. He has been involved with the team as a director or owner for 26 years. He led a group which purchased the then Milwaukee Braves in November of 1962 and moved the team to Atlanta in 1966. Prior to his involvement with the Braves, Bartholomay was a director and shareholder of the Chicago White Sox. During the 1985 Winter Meetings, Bartholomay was appointed to the National League Executive Committee, a three-man unit which works with N.L. President A. Bartlett Giamatti. Bartholomay serves as a trustee of the Major League Baseball Players benefit plan, and serves on many other ownership committees.

Bartholomay won friends for the Braves all over the sports world when in 1968 he signed aged Satchel Paige to a contract so Paige could accumulate enough time to qualify for his pension. According to Bartholomay it was brought to his attention that Satchel Paige, "perhaps the greatest pitcher in the history of baseball, had been prevented for the bulk of his career, because of the color barrier, from playing in major league baseball. He had therefore not accumulated enough time to qualify for the pension. We made room on our roster to sign him on even though his age was well over sixty, which made him the oldest player ever to sign a major league contract."

Although best known for his sports leadership, Bartholomay wears many other hats in the business world. He is Vice Chairman of the Board of Frank B. Hall & Co. Inc., one of the largest international insurance brokerage firms, and Vice Chairman of the Board of Turner Broadcasting System, Inc.

Stan Kasten

President



Probably no one in sports administration wears as many hats so successfully as Atlanta Braves President Stan Kasten, who is in charge of the club's front office operations and works with General Manager Bobby Cox in building a winning team on the field.

When he was named the Braves' President and TBS Vice President for Sports Teams on Nov. 6, 1986, Kasten, 36, simply assumed more responsibilities for owner Ted Turner. As the Atlanta Hawks' President and General Manager, Kasten had already established himself as one of the top executives in the National Basketball Association. He was selected by his peers as the NBA Executive of the Year for the second straight time after the 1986-87 season. With Kasten in the front office, the Hawks had participated in the NBA playoffs eight of the last 10 seasons going into the 1987-88 campaign.

Kasten's association with Turner goes back more than a decade. They met at a Braves-Cardinals game in 1976 in St. Louis, when Kasten was celebrating his graduation from law school with a tour of Major League baseball parks. He soon was appointed in-house legal counsel for the Hawks and the Braves and served as the Hawks' Assistant General Manager for two years before becoming, at 27, the youngest General Manager in NBA history in November of 1979. He was named the Hawks' President in April of 1986.

Kasten's duties also include serving as a member of the Hawks Board of Directors and status as an Alternate Governor of the NBA Board of Governors. He was appointed a trustee of the Basketball Hall of Fame (Springfield, MA) in May of 1986. He speaks regularly to legal associations throughout the country and is on the Board of Directors of the National Sports Lawyers Association. He is a member of the Board of Directors of the Richard Allen Outreach Center, a crisis hot-line service. During his NBA years, Kasten has also served on the NBA's

KASTEN (continued)

Marketing Committee, the Player Pension Committee and the Expansion Committee.

Kasten was born February 1, 1952 in Lakewood, New Jersey, but grew up in the Freehold, New Jersey, area that also produced Bruce Springsteen. One of three children, Stan attended private secondary school in Baltimore and New York City. He began his college career at Rutgers but transferred to New York University. He graduated from NYU with a degree in Psychology, earned Magna Cum Laude honors and was chosen Phi Beta Kappa. He received a Juris Doctor degree from Columbia Law School and played outfield in the Jersey Shore Summer Baseball League during his law school years.

Stan and his wife, Helen, are the parents of three children, Alana (8), Corey (6), and Sherry (2). Prior to coming to the Braves, Kasten played softball in several leagues in Atlanta during basketball's off season. He is an admitted television addict and loves Italian food.

Bobby Cox

General Manager



Bobby Cox, named the Atlanta Braves' General Manager in October of 1985, is the man most responsible for shaping the team's operating philosophy. In addition to acquiring such veterans as Ted Simmons, Ken Griffey, Ozzie Virgil and Jim Acker, Cox and his staff have stockpiled the Braves' farm system with talented prospects through the draft and trades. The goal is long-term, consistent success.

When Cox joined the Braves' front office, he ended a 25-year, on-the-field career as a player, coach and manager, including a stint as Atlanta's skipper from 1978 through 1981. He returned to Atlanta from Toronto, where he had just completed four years as the

Blue Jays' manager.

While with the Blue Jays, Cox took a seventh place team and habitual cellar-dweller to within one game of attaining a berth in the 1985 World Series. Toronto lost game number seven of the American League Championship Series to the eventual winners of the World Series, the Kansas City Royals. For his efforts in 1985, Cox was named the Sporting News Major League Baseball Manager of the Year in a vote of his peers because "he withstood a severe challenge to win the A.L. East division championship with a team that had never won before." He also was accorded that honor by the Baseball Writers Association of America.

Bobby's baseball credentials are impressive. After 10 years in the minors and two in the majors as a player, Cox was named manager of the Yankee's single-A affiliate in Ft. Lauderdale in 1971. His teams never finished lower than fourth in his six years in the Yankee system. He won the Eastern League pennant and championship with West Haven in 1972. Cox also finished second twice and third twice in four years with Syracuse. In 1976 his team won the International League's Governor's Cup.

He joined the big league club in 1977 as a first base coach in New York before being hired to manage the Braves. During his four seasons in the South, he compiled a 266-323 record with a young and improving team and laid the groundwork for the franchise's success in 1982 when they won the National League West title. In 1980 he led Atlanta to its best record since 1974, a fourth place finish with an 80-81 mark. The 1980 Braves were widely acclaimed as the most improved N.L. team and Cox received numerous votes for N.L. Manager of the Year. Only Luman Harris managed Atlanta longer than Cox.

He joined Toronto in 1982 and continued his successful managerial career by leading the Blue Jays to their best ever season to date (78-84) in only his first year behind the helm. In 1983 he skippered the team to an 89-73 record and finished third in both The Sporting News and UPI American League Manager of the Year balloting. He recorded his 500th major league win on August 14, 1984 in the second game of the season and led the Jays to a second place season, their highest ever finish prior to winning the division in 1985.

Cox received a reported \$40,000 bonus to sign with the Los Angeles Dodgers in 1959. He won the Pioneer League batting championship while with Great Falls in 1963, batting .337 with 19 home runs and 85 RBI. ... He led his league in fielding percentage on three occasions (1961 as a second baseman, 1963 and 1965 as a third baseman) ... He spent seven years in the Dodgers' system before being

COX (continued)

acquired by Atlanta in 1966. He was traded following the 1967 season to the New York Yankees and beat out Mike Ferraro, the Yankees' outstanding rookie in spring training, for the third base job in 1968. He batted .229 that year to make the Topps Rookie All-Star team. He lost his job to roommate Bobby Murcer in 1969... Cox was forced to retire at the age of 30 due to bad knees.

Bobby was born May 21, 1941 at Tulsa, Oklahoma. He graduated from Selma High School (Selma, Ca.) in 1959 and attended Reedley Junior College (Reedley, Ca.). He grew up in Selma, a farming community 15 miles south of Fresno, midway between San Francisco and Los Angeles... Cox and his wife Pam have three daughters, Kami (15), Keisha (18) and Skyla (6)... The family resides in Marietta, GA.

COX'S CAREER RECORD

YR	CLUB	AVG.	G	AB	R	H	2B	3B	HR	RBI
60	Reno	.255	125	440	99	112	20	5	13	75
61	Salem	.205	14	44	3	9	2	0	0	2
	Panama City	.304	92	335	66	102	27	4	17	73
62	Salem	.278	141	514	83	143	26	7	16	82
63	Albuquerque	.283	17	53	5	15	2	0	2	5
	Great Falls	.337	109	407	103	137	31	4	19	85
64	Albuquerque	.291	138	523	98	152	29	13	16	91
65	Salt Lake City	.264	136	473	58	125	32	1	12	55
66	Tacoma	.118	10	34	2	4	1	0	0	4
	Austin	.227	92	339	35	77	11	1	7	30
67	Richmond	.297	99	350	52	104	17	4	14	51
68	New York (A.L.)	.229	135	437	33	100	15	1	7	41
69	New York (A.L.)	.215	85	191	17	41	7	1	2	17
70	Syracuse	.219	90	251	34	55	15	0	9	30
71	Fort Lauderdale	.111	4	9	1	1	0	0	0	0
M.L. Totals		.224	220	628	50	141	22	2	9	58

—Recalled by Atlanta Braves, traded to New York Yankees for catcher Bob Tillman and pitcher Dale Roberts (later transferred to Richmond), December 7, 1967.

—On disabled list, May 28 through June 18, 1970.

COX'S MANAGERIAL RECORD

YR	CLUB & LEAGUE	W-L	POS.
71	Fort Lauderdale (FSL)	71-70	Fourth (E)
72	West Haven (East)*	84-56	First (A)
73	Syracuse (Int.)	76-70	Third (Am.)
74	Syracuse (Int.)	74-70	Second (N)
75	Syracuse (Int.)	72-64	Third
76	Syracuse (Int.)**	82-57	Second
78	ATLANTA (NL)	69-93	Sixth (W)
79	ATLANTA (NL)	66-94	Sixth (W)
80	ATLANTA (NL)	81-80	Fourth (W)
81	ATLANTA (NL)	50-56	Fifth (W)
82	TORONTO (AL)	78-84	Tied/Sixth (E)
83	TORONTO (AL)	89-73	Fourth (E)
84	TORONTO (AL)	89-73	Second (E)
85	TORONTO (AL)***	99-62	First (E)

*Defeated Three Rivers in playoff, three games to none.

**Won playoffs by defeating Memphis, three games to none, and Richmond (finals), three games to one.

***Lost ALCS playoffs, four games to three, to the Kansas City Royals. Coach, New York Yankees, 1977.

John Mullen

Assistant General Manager



The 1988 season will mark John Mullen's 30th year of service in the Braves' franchise. He originally began working for the Braves in 1947 in Boston, remaining with the team until 1966, then after a 13-year absence when he worked for the Houston Astros, Mullen returned to the franchise in 1979. In this, his 10th consecutive season with the club, he serves as the team's Assistant General Manager. In that role he aids General Manager Bobby Cox in contract negotiations and helps him through the complicated set of rules and paper-work requirements developed in baseball's collective bargaining processes through the years.

John's career in baseball began with the Braves' organization when it was based in Boston some 39 years ago. In fact, Mullen and broadcaster Ernie Johnson are the only current members of the organization who have served the Braves when the club was based in Boston, Milwaukee and Atlanta. John's original tenure with the Braves began in January 1947 after having taken a part-time position the previous month. He was Assistant Farm Director until May, 1953 when he became Farm Director for the franchise, which had vacated Boston for Milwaukee. During his years as Farm Director until 1966, John is credited with having signed many Braves players who developed into World Champions in 1957, National League pennant winners in 1958, and division winners in 1969. Some players signed under his direction include Hank Aaron, Eddie Mathews (both Hall of Famers), Phil Niekro, Johnny Logan, Del Crandall, Lee Maye and Mike Lum.

John left the Braves in Sept. 1966, when he went to work for the Houston Astros as Assistant to Director of Player Personnel and Manager Grady Hatton. At mid-season, he became the Assistant to the General Manager, the position he held until returning to the Braves in 1979. He returned to his former and favorite team as the club's General Manager, a post vacant because of the death of Bill Lucas, and a title he held through the 1985 season.

Throughout his return to his original organization, John has maintained the Atlanta Braves' philosophy of developing from within by having a strong minor league organization. This is a philosophy that has been adhered to since his primary years with the Braves. "Baseball has changed greatly because of escalating salaries and long term no-trade contracts," Mullen says. "But signing and developing your own players is still the best avenue for success. Trading has become less and less important." Nevertheless, John has been able to make player movements necessary to help make the Braves a contending team; chief among which, Mullen orchestrated player movements which helped to make the Braves the N.L. West division winners in 1982.

John's baseball background gives him years of experience in analyzing talent. In previous years with the Braves he oversaw the signing and development of players who worked their way up to the major leagues. While with Houston, Mullen spent most of his time scouting players in the American and National Leagues with the purpose of judging major league talent to assist in trading. It is the development of baseball savvy which makes John so valuable to the Braves' organization.

Mullen served four years in the U.S. Coast Guard during World War II. He and his wife Clair have a daughter, Kathleen, and two sons, Christopher and Richard. In his leisure time, John is a noted tenor.

BRAVE BITS

DID YOU KNOW . . . The Braves franchise record for most RBIs in a game is held by pitcher Tony Cloninger. Cloninger drove in 9 runs on July 3, 1966 vs SF when he clubbed an NL record two grand slams in the game.

Henry Aaron

Director of Player Development



Hank Aaron, elected to Baseball's Hall of Fame in January, 1982, is in his 12th year as Director of Player Development for the Atlanta Braves. The greatest home run hitter of all time missed by just nine votes being the first unanimous choice ever in voting by the Baseball Writers Association of America. Aaron received 406 of a possible 415 votes for a percentage of .978. Only Willie Mays, who got 409 votes in 1979, received more votes in the annual election, and only Ty Cobb, who received 98.2 percent of the vote in the first balloting in 1936, received a higher percentage. Aaron along with Frank Robinson, was inducted into the Hall of Fame at Cooperstown, N.Y. on Aug. 1, 1982.

Following his playing career, Aaron joined the Braves' front office when he was named to his current post of Vice-President and Director of Player Development by club president Ted Turner on October 7, 1976. Hank ended his playing career as one of the game's immortals with the Milwaukee Brewers in 1976. In the past 11 years Aaron has overseen the development of many players instrumental in the Braves' 1982 National League West Division championship. Dale Murphy, who won back-to-back N.L. MVP awards in 1982-83, Zane Smith, Gerald Perry and Andres Thomas are just a few of the current Braves who came up through Atlanta's farm system under Aaron's direction.

In his 23-year major league career Aaron rewrote baseball's hitting record book. He holds more major league batting records than any other player in the game's history. Among his records are some truly amazing ones, including Most Runs Batted In, Lifetime, 2,297; Most Long Hits, Lifetime, 1,477; Most Total Bases, 6,856; and, of course, Most Home Runs, Lifetime, 755. His most famous home run came in Atlanta on April 8, 1974 when he hit his 715th, breaking Babe Ruth's seemingly untouchable record. He did it before 53,775 against the Dodgers' Al Downing. He also ranks second on the All-time list in At-Bats (12,364) and Runs (2,174), third in games (3,298) and hits (3,771), seventh in years of service (23), eighth in doubles (624) and 11th in singles (2,294).

On May 17, 1970, Hank became the first player to compile both 3,000 career hits and more than 500 homers. He is one of six players to ever hit more than 30 homers and steal more than 30 bases in a season, doing it in 1963. Hank played in the Major League All-Star Game 24 times, including the years 1959-61 when two games were played. He was honored as the National League's Most Valuable Player in 1957 and named Player of the Year by the Sporting News in 1956 and 1963. He played 21 of his 23 seasons with the Braves and was traded to the Milwaukee Brewers for outfielder Dave May and minor league pitcher Roger Alexander at the end of the 1974 season.

Aaron and his wife, the former Billye Suber, live in Atlanta. They have five children, Gail, Hank Jr., Lary, Dorinda and Ceci. Lary was a minor league outfielder for the Braves.

HOTELS ON THE ROAD DURING THE REGULAR SEASON

CITY	HOTEL	TELEPHONE NO.
Chicago	Hyatt Regency	(312) 565-1234
Cincinnati	Terrace Hilton	(513) 381-4000
Houston	Westin Galleria	(713) 960-8100
Los Angeles	The Biltmore	(213) 624-1011
Montreal	Le Centre Sheraton	(514) 878-2000
New York	Grand Hyatt	(212) 883-1234
Philadelphia	Sheraton Society Hill	(215) 238-6000
Pittsburgh	Vista International	(412) 281-3700
St. Louis	Adam's Mark	(314) 241-7400
San Diego	Town & Country	(619) 291-7131
San Francisco	Ramada Renaissance	(415) 392-8000

AARON (continued)

AARON'S CAREER RECORD

YR	CLUB	AVG	G	AB	R	H	2B	3B	HR	RBI	BB	SO	SB
52	Eau Claire	.336	87	345	79	116	19	4	9	61	33	19	25
53	Jacksonville	.362	137	574	*115	*208	*36	14	22	*125	35	22	13
54	Milwaukee	.280	122	468	58	131	27	6	13	69	28	39	2
55	Milwaukee	.314	153	602	105	189	*37	9	27	106	49	61	3
56	Milwaukee	.328	153	609	106	*200	*34	14	26	92	37	54	2
57	Milwaukee	.322	151	615	*118	198	27	6	*44	*132	57	58	1
58	Milwaukee	.326	153	601	109	196	34	4	30	95	59	49	4
59	Milwaukee	.355	154	629	116	*223	46	7	39	123	51	54	8
60	Milwaukee	.292	153	590	102	172	20	11	40	*126	60	63	16
61	Milwaukee	.327	155	603	115	197	*39	10	34	120	56	64	21
62	Milwaukee	.323	156	592	127	191	28	6	45	129	66	73	15
63	Milwaukee	.319	161	631	*121	201	29	4	*44	*130	78	94	31
64	Milwaukee	.328	145	570	103	187	30	2	24	95	62	46	22
65	Milwaukee	.318	150	570	109	181	*40	1	32	89	60	81	24
66	Atlanta	.279	158	603	117	168	23	1	*44	*127	76	96	21
67	Atlanta	.307	155	600	*113	184	37	3	*39	109	63	97	17
68	Atlanta	.287	160	606	*84	174	33	4	29	86	64	62	28
69	Atlanta	.300	147	547	100	164	30	3	44	97	87	47	9
70	Atlanta	.298	150	516	103	154	26	1	38	118	74	63	9
71	Atlanta	.327	139	495	95	162	22	3	47	118	71	58	1
72	Atlanta	.265	129	449	75	119	10	0	*34	77	92	55	4
73	Atlanta	.301	120	392	84	118	12	1	40	96	68	51	1
74	Atlanta	.268	112	340	47	91	16	0	20	69	38	29	1
75	Milwaukee	.234	137	465	45	109	16	2	12	60	70	51	0
76	Milwaukee	.229	85	271	22	62	8	0	10	35	35	38	0
N.L. Totals		.310	3076	11628	2107	3600	600	96	733	2202	1296	1294	240
A.L. Totals		.232	222	736	67	171	24	2	22	95	105	89	0
M.L. Totals		.305	3298	12364	2174	3771	624	98	755	2297	1401	1396	240

AARON'S CHAMPIONSHIP SERIES RECORD

	G	AB	R	H	2B	3B	HR	RBI	SB	AVG
1969 Atlanta vs. New York	3	14	3	5	2	0	3	7	0	.357

AARON'S WORLD SERIES RECORD



	G	AB	R	H	2B	3B	HR	RBI	SB	AVG
1957 Milwaukee vs. New York	7	28	5	11	0	1	3	7	0	.393
1958 Milwaukee vs. New York	7	27	3	9	2	0	0	2	0	.333
W.S. Totals	14	55	8	20	2	1	3	9	0	.364



THE LAST TIME IT HAPPENED

- Braves' Inside-the-Park Home Run** — Paul Runge, July 28, 1985 at Philadelphia
- Opponents' Inside-the-Park Home Run** — Twice in 1987; last Garry Templeton, September 17, 1987 at San Diego.
- No-Hitter by the Braves** — Phil Niekro, August 5, 1973 vs. San Diego, 9-0
- No-Hitter vs. the Braves** — Ken Forsch, April 7, 1979 at Houston, 6-0
- Triple Play by the Braves** — June 5, 1986 at San Diego. Kevin McReynolds batting off of Zane Smith, Bip Roberts at third, Tony Gwynn at first. McReynolds grounds to Smith, to Hubbard (2b), to Horner (1b) to Virgil (c).
- Triple Play vs. the Braves** — San Diego Padres, July 31, 1983. Hubbard batting, Chambliss at second, Harper at first. Hubbard lines to Templeton (SS), to Flannery (2B), to Bevacqua (1B).
- Brave Hit for the Cycle** — September 23, 1987. Albert Hall vs. Houston.
- Braves' Grand Slam** — Three in 1987; last Dale Murphy, July 9 off Philadelphia's Doug Bair at Atlanta.
- Opponents' Grand Slam** — Twice in 1987; last Candy Maldonado, September 27 off Chuck Cary at Atlanta.
- Pinch-Hit Grand Slam by Braves** — May 2, 1987. Graig Nettles off Houston's Aurelio Lopez, 6th inning at Atlanta.
- Opponents' Pinch-Hit Grand Slam** — September 27, 1987. Candy Maldonado off Chuck Cary, 4th inning at Atlanta.
- Braves' Pinch-Hit Home Run** — Six times in 1987; last Graig Nettles, September 12 off Los Angeles' Tim Crews at Atlanta.
- Opponents' Pinch-Hit Home Run** — Six times in 1987; last Francisco Melendez, October 2 off Kevin Coffman at San Francisco.
- Back-to-Back Home Runs by Braves** — Five times in 1987; last Gerald Perry and Dale Murphy, August 8, off Los Angeles' Orel Hershiser, 5th inning at Los Angeles.
- Back-to-Back Home Runs by Opponents** — Seven times in 1987; last Leon Durham and Andre Dawson, August 27 (2nd game) off Rick Mahler, 5th inning at Chicago. (Note: 3 straight homers off Doyle Alexander on July 26 in 8th inning at Philadelphia by Milt Thompson, Von Hayes and Mike Schmidt.)
- Home Run by Braves' Pitcher** — Twice in 1987; last Charlie Puleo, May 24, 1987 off Rick Sutcliffe at Chicago.
- Home Run by Opponent's Pitcher** — May 1, 1987. Nolan Ryan off Charlie Puleo in 7th inning at Atlanta.
- Braves' Steal of Home** — Three times in 1987; last Jeff Blauser on double steal with Albert Hall stealing second, October 2 at San Francisco.
- One-Hitter by Braves' Pitcher** — Twice in 1976. Andy Messersmith, June 4 vs. Montreal and Phil Niekro, October 2 vs. Cincinnati.
- Two-Hitter by Braves' Pitcher** — April 19, 1986 by Zane Smith vs. Los Angeles in Atlanta.
- Back-to-Back CG Shutouts by Braves' Pitcher** — Phil Niekro, September 27 & October 1, 1982.

THE MANAGER AND COACHES



Chuck Tanner #7

MANAGER



HT: 6'1" **WT:** 200
OPENING DAY AGE: 58
BORN: July 4, 1929, New Castle, PA
RESIDES: New Castle, PA

Chuck Tanner, who has been a Major League manager for 17 consecutive full seasons, more than any other current skipper, enters his third year with the Atlanta Braves in 1988.

The 58-year-old Pennsylvania native ranks fourth in wins among active managers with 1,340, trailing California's Gene Mauch (1,901), Detroit's Sparky Anderson (1,611) and Seattle's Dick Williams (1,546). Tanner, 20th on the all-time list, needs 58 wins to pass Wilbert Robinson into 19th, 68 victories to pass Jimmy Dykes into 18th place, 74 to pass Miller Huggins into 17th and 83 to pass Al Lopez into 16th.

If there is one thing that characterizes Tanner's style, it is his positive outlook. He believes in his players and the ability of his team and can make the team believe in itself too. Tanner is a highly respected strategist, who has picked up managerial maneuvers from everyone he has been around and will use a little of everything in his game plan.

Chuck's enthusiasm and receptiveness to players, media and fans make him one of the game's most popular managers. In returning to Atlanta, Tanner came home to a group of fans who took him to heart once before when he was a favorite while playing for the Atlanta Crackers from 1952-54. In fact, Tanner is linked historically in the record books with Atlanta several times. In addition to being the only man to defeat manager Ted Turner on April 12, 1955, Tanner made his Major League debut for the Braves as a pinch-hitter in the eighth inning and homered on the first pitch off Cincinnati's Gerry Staley. He became the 5th player of only 11 overall ever to homer on the first pitch and 24th player of 50 overall to homer in their initial at-bat. Coming into the 1988 season, no National League player has homered on the first pitch of his first at bat since Tanner. Tanner is one of only 3 players to homer on the first pitch in their first major league at-bat while in a pinch-hitter's role.

Tanner began his 42-year professional baseball career in 1946. Originally signed by the Boston Braves, he performed in the outfield with the Milwaukee Braves, Chicago Cubs, Cleveland Indians and Los Angeles Angels. Chuck went on to play 396 major league games and compiled a lifetime .261 average before leaving the majors as a player in 1962. His professional playing career didn't end however, until 1968 when he appeared in one game as a pinch-hitter while managing in El Paso.

Tanner's managerial career began with Quad Cities in 1963 when he was hired by Roland Hemond to skipper the California Angels Class A Midwest League entry. In 1968 he led his El Paso club to the Texas League Championship, and took Hawaii to the PCL playoffs in 1970, losing to Spokane in a four game sweep.

He began 1970 piloting Hawaii of the PCL but wound up making his major league managerial debut with the Chicago White Sox on September 14. Hemond had been named general manager of the club in the final weeks of the season and imported Tanner to take over from a struggling Don Gutteridge (Billy Adair served as interim manager from September 3 until Tanner's arrival).

Tanner lost his first game, 5-4, to Minnesota and managed only a 3-13 record the rest of the way with a club that was 53-93 when he took over. Better things were to come, however. Tanner led the White Sox to a third place finish in 1971 and pushed them to an 87-67 second-place finish in 1972. For his 1972 leadership, Chuck was named The Sporting News' Major League Manager of the Year. In 1976 Tanner moved to the Oakland A's and put together an 87-74 second place record in his only season there. On November 5 of that year Tanner was traded to the Pirates for catcher Manny Sanguillen and \$100,000 cash to Charlie Finley.

TANNER (continued)

In 1977 Tanner brought the running game to the Pirates' high powered offense and led the Bucs to a 96-66 record and a second-place finish. The next year, the Pirates mounted a surge on the Eastern Division leading Phillies, coming back from an 11½ game, fourth place deficit on August 12, and getting as close as one game out on September 19, before the Phils clinched on the season's next-to-last day in head-to-head competition with the Bucs. For his amazing '78 season, Tanner was named Manager of the Year by Baseball Bulletin.

The high point of Tanner's career came in 1979 when he led the Pirates to a 98-64 Eastern Division Championship regular season finish (most wins by a Pirate team since 1909), a three-game sweep over Cincinnati for the National League pennant and a World Series win over Baltimore, four games to three, after falling behind three games to one.

A native of New Castle, Pa., outside Pittsburgh, Tanner is a graduate of Shenango High School where he was a 10-letter star in baseball, basketball and football... Chuck and his wife, Babs, have four sons; Mark (37); Gary (34); Brent (30) and Bruce (26), a professional pitcher... Chuck's hobbies include golfing and listening to music.

ALL-TIME 1,000 WIN MANAGERS

1. Connie Mack	3776	20. Chuck Tanner	1340*
2. John McGraw	2840	21. Ned Hanlon	1315
3. Bucky Harris	2159	22. Frank Selee	1299
4. Joe McCarthy	2126	23. Cap Anson	1297
5. Walter Alston	2040	24. Charlie Grimm	1287
6. Leo Durocher	2010	25. Bill Rigney	1239
7. Casey Stengel	1926	26. Joe Cronin	1236
8. Gene Mauch	1901*	27. Billy Martin	1218*
9. Bill McKechnie	1898	28. Lou Boudreau	1162
10. Ralph Houk	1619	29. Frankie Frisch	1137
11. Sparky Anderson	1611*	30. Hughie Jennings	1131
12. Fred Clarke	1602	31. Danny Murtaugh	1115
13. Dick Williams	1546*	32. Billy Southworth	1064
14. Clark Griffith	1491	33. Harry Wright	1042
15. Earl Weaver	1480*	34. Steve O'Neill	1039
16. Al Lopez	1422	35. Chuck Dressen	1037
17. Miller Huggins	1413	36. Red Schoendienst	1028
18. Jimmy Dykes	1407		
19. Wilbert Robinson	1397		

* Active

TANNER'S CAREER RECORD

YR	CLUB	AVG	G	AB	R	H	2B	3B	HR	RBI	BB	SO	SB
46	Evansville	.000	2	1	0	0	0	0	0	0	—	—	—
	Owensboro	.250	23	80	15	20	3	1	0	7	12	26	0
47	Owensboro	.337	25	104	32	35	9	3	0	20	17	8	1
	Eau Claire	.325	40	151	29	49	6	3	7	27	24	24	3
48	Eau Claire	.361	67	263	60	95	22	5	7	52	37	28	4
	Pawtucket	.275	46	171	26	47	1	6	2	20	25	24	2
49	Denver	.313	124	467	92	146	32	5	5	53	70	43	3
50	Denver	.315	154	619	111	195	34	9	7	86	89	54	2
51	Atlanta	.318	134	506	84	161	28	6	4	44	67	21	4
52	Milwaukee (AA)	.148	11	27	2	4	1	1	0	4	2	2	0
	Atlanta	.345	117	440	64	152	18	11	2	65	52	26	1
53	Toledo	.192	17	52	5	10	3	0	2	5	6	5	0
	Atlanta	.318	126	465	71	148	29	11	6	57	49	34	3
54	Atlanta	.323	155	594	109	192	35	12	20	101	90	57	6
55	Milwaukee	.247	97	243	27	60	9	3	6	27	27	32	0
56	Milwaukee	.238	60	63	6	15	2	0	1	4	10	10	0
57	Mil.-Chi. (NL)	.279	117	387	47	108	19	2	9	48	28	24	0
58	Chicago (NL)	.262	73	103	10	27	6	0	4	17	9	10	1
59	Minneapolis	.319	152	549	79	175	*41	10	12	78	65	49	6
	Cleveland	.250	14	48	6	12	2	0	1	5	2	9	0
60	Cleveland	.280	21	25	2	7	1	0	0	4	4	6	1
	Toronto	.293	28	92	13	27	5	2	4	14	7	10	0
61	Toronto	.225	70	218	19	49	5	3	6	22	28	18	1

TANNER (continued)

	Dallas-Ft. Worth	.300	48	170	28	51	12	5	1	18	20	19	2
	Los Angeles (AL)	.125	7	8	0	1	0	0	0	0	2	2	0
62	Los Angeles (AL)	.125	7	8	0	1	0	0	0	0	0	0	0
	Dallas-Ft. Worth	.315	114	359	43	113	28	2	5	41	50	29	0
68	El Paso	.000	1	1	0	0	0	0	0	0	0	0	0
N.L. Totals		.264	347	796	90	210	36	5	20	96	74	76	1
A.L. Totals		.236	49	89	8	21	3	0	1	9	8	17	1
M.L. Totals		.261	396	885	98	231	39	5	21	105	82	93	2

TANNER'S CAREER TRANSACTIONS

Signed by Milwaukee as a free agent, June 1946.

Sold on waivers to Chicago Cubs by Milwaukee, June 8, 1957.

Acquired by Boston from Chicago on March 9, 1959 in deal for pitcher Robert Smith.

Sold to Cleveland by Boston on September 9, 1959.

Sold to Los Angeles Angels by Cleveland on September 8, 1961.

TANNER'S MANAGERIAL RECORD

YR	CLUB	LEAGUE	W	L	POS
63	Quad Cities	Midwest	29	32	Fourth
	(Second Half)		37	25	Second
64	Quad Cities	Midwest	24	31	Eighth
	(Second Half)		38	25	Second
65	El Paso	Texas	53	87	Third (West Div.)
66	El Paso	Texas	62	78	Fifth
67	Seattle	Pacific Coast	69	79	Fifth (West Div.)
68	El Paso (1)	Texas	77	60	First (West Div.)
69	Hawaii	Pacific Coast	74	72	Third (South Div.)
70	Hawaii (2,3)	Pacific Coast	98	48	First (South Div.)
	Chicago	American	3	13	Sixth (West Div.)
71	Chicago	American	79	83	Third (West Div.)
72	Chicago	American	87	67	Second (West Div.)
73	Chicago	American	77	85	Fifth (West Div.)
74	Chicago	American	80	80	Fourth (West Div.)
75	Chicago	American	75	86	Fifth (West Div.)
76	Oakland (4)	American	87	74	Second (West Div.)
77	Pittsburgh	National	96	66	Second (East Div.)
78	Pittsburgh	National	88	73	Second (East Div.)
79	Pittsburgh	National	98	64	First (East Div.)
80	Pittsburgh	National	83	79	Third (East Div.)
81	Pittsburgh	National	46	56	
	First Half—25-23 (fourth, East Div.)				Second Half—21-33 (sixth)
82	Pittsburgh	National	84	78	Fourth (East Div.)
83	Pittsburgh	National	84	78	Second (East Div.)
84	Pittsburgh	National	75	87	Sixth (East Div.)
85	Pittsburgh	National	57	104	Sixth (East Div.)
86	Atlanta	National	72	89	Sixth (West Div.)
87	Atlanta	National	69	92	Fifth (West Div.)
A.L. Totals			488	488	
N.L. Totals			852	866	
M.L. Totals			1340	1354	

(1) Won playoff by defeating Arkansas, three games to one

(2) Lost playoff to Spokane, four games to none

(3) Replaced Don Gutteridge, September 14, 1970 (Billy Adair served as interim manager from September 3 to September 13).

(4) Acquired by Pittsburgh from Oakland on November 5, 1976 in deal for catcher Manny Sanguillen and cash.

TANNER'S LEAGUE CHAMPIONSHIP SERIES RECORD

YR	CLUB, OPP.	W	L
79	Pitts. vs. Cin.	3	0

TANNER'S WORLD SERIES RECORD

YR	CLUB, OPP.	W	L
79	Pitts. vs. Balt.	4	3

TANNER'S ALL-STAR GAME RECORD

Managed N.L. club in 1980 game at L.A. (N.L. won 4-2)

Coach for A.L. club in 1973 game at K.C. (N.L. won 7-1)

Coach for N.L. club in 1978 game at S.D. (N.L. won 7-3)

Coach for N.L. club in 1982 game at Mtl. (N.L. won 4-1)

Coach for N.L. club in 1984 game at S.F. (N.L. won 3-1)

COACHES

Tony Bartirome #50



POSITION: Coach
HT: 5'10" **WT:** 175
OPENING DAY AGE: 55
BORN: May 9, 1932, Pittsburgh, PA
RESIDES: Bradenton, Fla.

After 19 years in the Major Leagues as a trainer, Tony Bartirome wore a Major League field uniform for the first time during the 1986 season. Bartirome, an outstanding first baseman who was signed to his first professional contract by the Pirates' Pie Traynor on February 8, 1951, works with Braves' first basemen on their defense, serves as a bunting instructor and is the team's "eye-in-the-sky", setting defenses during games. When he left the Pirates after the 1985 season to join Chuck Tanner's coaching staff, Bartirome had the longest continuous service to the Pirates of anyone in the home dugout, having joined them in 1967.

Bartirome's affiliation with baseball began in 1951 with Hutchinson where he batted .282 with five home runs and 54 RBI over 123 games in the first year he was drafted. He was promoted to Pittsburgh's big league club in 1952. In his only major league season, Tony batted .220 with no homers and 16 RBI in 124 games and played the entire season without grounding into a double play.

Tony's big league career was cut short by a two-year stint in the U.S. Army in 1953-54, but he returned to professional baseball in 1955 and ended his 11 year professional playing career as player coach with the Pirates' Triple A Columbus club in 1963. In 1964, Tony began his career as a trainer and stayed with Columbus in that capacity until 1967 when he joined Pittsburgh.

Tony and his wife Carol make their off-season home in Bradenton, Fl. They have one son, Anthony (6-29-61), a graduate of the Duke University Law School. Tony's hobbies include playing cards and watching old movies. He can recite dialogue from numerous films of the 1930's, 40's and 50's.

TONY BARTIROME'S CAREER RECORD

YR	CLUB	AVG	G	AB	R	H	2B	3B	HR	RBI	BB	SO	SB
51	Hutchinson	.282	123	482	103	136	17	8	5	54	90	28	7
52	Pittsburgh	.220	124	355	32	78	10	3	0	16	26	37	3
53													
54													
55	Burlington- Graham	.328	96	338	54	111	10	0	0	33	54	24	13
56	New Orleans Williamsport	.231	24	91	12	21	5	1	0	5	6	6	3
			115	442	61	135	19	7	0	48	58	33	13
57	Little Rock Hollywood	.357	39	154	28	55	2	0	0	9	23	4	2
		.316	71	253	44	80	8	2	0	22	32	11	2
58	Columbus	.252	132	262	23	66	9	4	1	38	29	21	6
59	Columbus Denver	.271	95	299	43	81	12	2	2	27	40	12	2
		.302	56	222	48	67	10	4	0	28	24	6	6
60	Denver	.242	78	132	20	32	6	3	0	16	19	9	1
61	Macon	.299	130	488	79	146	14	2	1	36	64	29	6
62	Portland	.297	152	589	70	175	12	4	0	34	79	34	3
63	Kinston	.273	99	278	46	76	3	1	0	28	33	16	5
	M.L. Totals	.220	124	355	32	78	10	3	0	16	26	37	3

Bruce Dal Canton #39



POSITION: Coach
HT: 6'2" **WT:** 208
OPENING DAY AGE: 45
BORN: June 15, 1942, California, PA
RESIDES: Carnegie, PA

Named pitching coach March 24, 1987, Bruce Dal Canton has been in the Braves organization since 1982, when he served as a minor league pitching instructor. He was the pitching coach at Savannah in 1983, Greenville in 1984 and Richmond in 1985 and 1986.

Dal Canton attended California State College (Pa.) and the University of West Virginia, earning a B.S. Degree in Education and a Master's Degree in Biology.

Signed by the Braves after his release by the Kansas City Royals in 1975, Dal Canton played in Atlanta through 1976. The White Sox signed him as a free agent in April of 1977 after the Braves released him. After spending much time on the disabled list, he was released by the White Sox that August, resigned by them in March of 1978 and finally released again in June of 1978.

DAL CANTON'S PLAYING CAREER

YR	CLUB	LG	W-L	ERA	G	GS	CG	SHO	SV	IP	H	R	ER	BB	SO
66	Columbus	Int	1-1	3.82	14	4	0	0	-	33	46	15	14	16	17
	Asheville	Sou	2-1	3.44	5	5	2	0	0	34	31	16	13	10	21
67	Macon	Sou	5-5	3.10	14	13	5	2	-	93	73	37	32	23	68
	Pittsburgh	NL	2-1	1.88	8	2	1	0	0	24	19	5	5	10	13
68	Columbus	Int	0-4	8.25	11	4	0	0	-	24	33	25	22	12	15
	York	East	5-2	2.28	11	11	4	1	0	71	59	21	18	23	52
	Pittsburgh	NL	1-1	2.12	7	0	0	0	2	17	7	4	4	6	8
69	Pittsburgh	NL	8-2	3.35	57	0	0	0	5	86	79	34	32	49	56
70	Pittsburgh	NL	9-4	4.55	41	6	1	0	1	85	94	48	43	39	53
71	Kansas City	AL	8-6	3.45	25	22	2	0	0	141	144	63	54	44	58
72	Kansas City	AL	6-6	3.41	35	16	1	0	2	132	135	54	50	29	75
73	Kansas City	AL	4-3	4.82	32	3	1	0	3	97	108	60	52	46	39
74	Kansas City	AL	8-10	3.14	31	22	9	2	0	175	135	71	61	82	96
75	Kansas City	AL	0-2	15.00	4	2	0	0	0	9	23	18	15	7	5
	Atlanta	NL	2-7	3.36	26	9	0	0	3	67	63	33	25	24	38
76	Atlanta	NL	3-5	3.58	42	1	0	0	1	73	67	41	29	42	36
77	Chicago	AL	0-2	3.75	8	0	0	0	2	24	20	11	10	13	9
78	Iowa	AmAs	0-0	8.10	6	0	0	0	0	10	9	11	9	11	11
M.L. Totals			51-49	3.68	316	83	15	2	19	930	894	442	380	391	486

DAL CANTON'S MANAGERIAL/COACHING CAREER (Joined Braves organization in 1982)

- 1978 Pitching coach, Chicago White Sox (July through end of season)
- 1979 Pitching coach, Knoxville, Southern League (White Sox)
- 1980-81 Scout, White Sox
- 1982 Minor league pitching instructor, Braves farm system
- 1983 Pitching coach, Savannah, Southern League
- 1984 Pitching coach, Greenville, Southern League
- 1985-86 Pitching coach, Richmond, International League
- 1987 Pitching coach, Atlanta Braves

Al Monchak #52



POSITION: Coach
HT: 6'0" **WT:** 185
OPENING DAY AGE: 68
BORN: December 22, 1919 in Bayonne, NJ
RESIDES: Bradenton, FL

Al Monchak has been a coach for Chuck Tanner during his entire career in the big leagues. Monchak began his major league coaching career in 1971 when he joined Chuck Tanner with the Chicago White Sox. He served as Tanner's first base coach and defensive instructor from 1971 through the 1984 season.

Monchak was out of uniform, handling an assignment as advance scout for the Pirates in 1985. He re-joined Tanner on the field again beginning in 1986 serving as the team's infield coach while sharing duties at first base with Willie Stargell and assisting Tanner in the dugout.

Al began a promising professional career in 1937, but three years (1943-45) of military service and a serious playing injury curtailed his chance at stardom. Al played a total of 17 years of professional baseball as an infielder despite reaching the big league for only 19 games with the Philadelphia Phillies in 1940. He handled duties as player-manager in 9 (1949-57) of his 17 years in pro ball. In his first managerial season, 1949, he not only managed the Odessa Club, but also batted .335 and led the Longhorn League in runs (147), home runs (35) and stolen bases (36).

Al continued to manage in the minor leagues until 1962 when he became a scout and farm system instructor with the California Angels. He remained in that position until joining Tanner's staff with the White Sox in 1971. He moved with Tanner to Oakland in 1976 and again followed him to the Pirates in 1977.

Al and his wife, Audrey, have two children: Alex Jr. (5/13/53) and Trona (1/22/58). His hobbies include photography and winter sports. The Monchaks live in Bradenton, Florida in the off-season. Al had a benign abdominal tumor removed on 7/30/86 and then rejoined the team in mid-September with a clean bill of health.

MONCHAK'S CAREER RECORD

YR	CLUB	AVG.	G	AB	R	H	2B	3B	HR	RBI	BB	SO	SB
37	Knoxville	.333	1	3	0	1	0	0	0	0	—	—	—
	Albany				APPEARED IN LESS THAN 10 GAMES; NO FIGURES AVAILABLE								
	Clarksdale	.246	45	167	25	41	6	1	2	16	—	—	1
	Baltimore	.176	14	34	4	6	1	0	0	0	5	5	5
38	Dover	.303	95	390	86	118	21	7	10	46	43	89	12
39	Dover	.337	104	389	88	131	22	6	15	73	49	70	17
	Baltimore	.167	3	6	—	1	—	—	—	—	—	—	—
40	Philadelphia	.143	19	14	1	2	0	0	0	0	0	6	1
	Portsmouth	.268	43	142	26	38	11	2	4	18	26	31	11
41	Elmira	.212	92	287	40	61	9	0	3	17	34	48	8
42	Elmira	.244	50	176	21	43	4	2	0	10	30	26	5
43-45					MILITARY SERVICE								
46	Hartford	.177	63	215	37	38	5	0	2	15	43	35	7
47					OUT OF ORGANIZED BASEBALL								
48	Austin	.289	120	446	84	129	20	9	1	64	53	62	29
49	Odessa	.335	137	522	*147	175	37	6	*35	125	78	70	*36
50	Odessa	.301	134	488	126	147	37	5	19	108	105	70	*48
51	Roswell	.311	140	565	113	176	41	5	22	123	60	83	6
52	Roswell	.264	113	417	80	110	23	3	10	62	58	52	0
53	Lexington	.232	112	388	61	90	18	5	7	43	67	94	4
54	Portsmouth	.263	79	274	23	72	8	5	3	41	33	41	0
	Keokuk	.220	34	123	17	27	3	1	2	17	16	22	3
55	Wellsville	.238	100	319	50	76	20	1	7	64	61	52	2
56	Wellsville	.212	35	99	9	21	3	0	2	12	10	12	0
57	Wellsville	.000	4	13	0	0	0	0	0	0	—	—	—
M.L. Totals		.143	19	14	1	2	0	0	0	0	0	6	1

MONCHAK (continued)

MONCHAK'S MANAGERIAL RECORD

YR	CLUB	LEAGUE	W	L	POS.
49	Odessa	Longhorn	66	74	Fifth
50	Odessa (1)	Longhorn	97	55	First
51	Roswell	Longhorn	79	61	Third
52	Roswell	Longhorn	65	75	Fifth (Tie)
53	Lexington (2)	Tar Heel	59	54	Fourth
54	Portsmouth (3)	Piedmont	50	47	Third
55	Wellsville	PONY	68	58	Fourth
56	Wellsville (4)	PONY	74	46	First
57	Wellsville (5)	New York-Penn	74	43	First
58	Cedar Rapids	Three I	28	40	Fourth
	(Second Half) (6)		49	23	First
59	Cedar Rapids	Three I	30	30	Fifth
	(Second Half)		23	43	Eighth
60	Austin	Texas	73	71	Fifth
61	Davenport	Midwest	32	30	Fourth
	(Second Half)		36	26	Second

(1) Won playoff by defeating Vernon, four games to one and Big Spring, four games to three.

(2) Won playoffs by defeating Rutherford County, four games to two and Marion, four games to two.

(3) Replaced on 8/1 by Pepper Martin.

(4) Won playoffs by defeating Hornell, two games to one and Olean, three games to two.

(5) Lost playoff semi-final series to Batavia, two games to one.

(6) Won playoff by defeating Davenport (first half winner), three games to two.

Scout and farm system instructor, California, 1962 through 1970

First Base Coach, Chicago White Sox, 1971 through 1975

First Base Coach, Oakland A's, 1976

First Base Coach, Pittsburgh, 1977 through 1984

Bob Skinner #4



POSITION: Coach

HT: 6'4" **WT:** 218

OPENING DAY AGE: 56

BORN: October 3, 1931 in La Jolla, CA

RESIDES: San Diego, CA

Bob Skinner brings two decades of experience as a coach and manager to the Braves on top of a successful 12 year playing career. He first became a batting instructor in 1970 while with the Padres and continues in that role this year, his 10th straight year of working with Chuck Tanner. Skinner and fellow hitting coach Willie Stargell both work with Braves' outfielders. Skinner also is the Braves' first base coach.

As a player Skinner compiled a .277 lifetime average with 103 home runs and 531 RBI in 1,381 games with the Pirates, Reds and Cardinals between 1954 and 1966. A two time All-Star outfielder/first baseman with the Pirates, Bob was traded to Cincinnati in May 1963 and was dealt again in June 1964 to the St. Louis Cardinals.

SKINNER (continued)

Bob batted over .300 four times in his career and is one of 10 players to hit home runs onto or over the rightfield roof at Forbes Field; he accomplished it twice (1958 and 1962). Skinner also played in two World Series, 1960 with the Pirates and 1964 with the Cards.

After finishing up his playing career with the Cardinals in 1966, he entered the managerial ranks as the skipper of the Phillies' Class AAA San Diego club in 1967. In his first year as manager, Bob led San Diego to the Pacific Coast League championship. Bob opened the 1968 season at San Diego but was named interim manager of the Phillies on June 16 when Gene Mauch was fired. Skinner compiled a 48-59 record as the Phils' manager in 1968, and put together a 44-64 mark in 1969 before being replaced by George Myatt on August 7th.

Bob returned to San Diego in 1970 as a coach with the Padres and remained there throughout 1973 before becoming the Pirates' third base coach and batting instructor in 1974.

He stayed with the Pirates until 1977 when he returned to the Padres. On May 29, 1977 Bob had a one-day stint as a manager when John McNamara was fired. In 1978, Skinner went to the California Angels as their batting coach and then returned to the Pirates in 1979 as batting instructor.

Bob and his wife Joan have four sons: Mark (10-22-55), Craig (6-11-57), Drew (9-16-58) and Joel (2-21-61), a Major League catcher. Bob enjoys golf during the off-season.

SKINNER'S CAREER RECORD

YR	CLUB	AVG.	G	AB	R	H	2B	3B	HR	RBI	BB	SO	SB
51	Waco	.283	98	367	67	104	22	3	9	58	60	46	5
	Mayfield	.472	29	106	40	50	9	4	6	29	26	6	1
52	Burlington					MILITARY SERVICE							
53	Burlington					MILITARY SERVICE							
54	Pittsburgh	.249	132	470	67	117	15	9	8	46	47	59	4
55	New Orleans	.346	86	321	62	111	24	6	8	62	58	25	3
56	Pittsburgh	.202	113	233	29	47	8	3	5	29	26	50	1
57	Pittsburgh	.305	126	387	58	118	12	6	13	45	38	50	10
58	Pittsburgh	.321	144	529	93	170	33	9	13	70	58	55	12
59	Pittsburgh	.280	143	547	78	153	18	4	13	61	67	65	10
60	Pittsburgh	.273	145	571	83	156	33	6	15	86	59	86	11
61	Pittsburgh	.268	119	381	61	102	20	3	3	42	51	49	3
62	Pittsburgh	.302	144	510	87	154	29	7	20	75	76	89	10
63	Pitts.-Cin.	.259	106	316	43	82	15	7	3	25	34	64	5
	(W/Pitts.)	.270	34	122	18	33	5	5	0	8	13	22	4
64	Cin.-St.L.	.254	80	177	16	45	8	0	4	21	15	32	0
65	St. Louis	.309	80	152	25	47	5	4	5	26	12	30	1
66	St. Louis	.156	49	45	2	7	1	0	1	5	2	17	0
M.L. Totals		.277	1381	4318	642	1198	197	58	103	531	485	646	67

SKINNER'S WORLD SERIES RECORD

YR	CLUB, OPP	AVG.	G	AB	R	H	2B	3B	HR	RBI	BB	SO	SB
60	Pitts. vs. N.Y.	.200	2	5	2	1	0	0	0	1	1	0	1
64	St.L. vs. N.Y.	.667	4	3	0	2	1	0	0	1	1	0	0
W.S. Totals		.375	6	8	2	3	1	0	0	2	2	0	1

SKINNER'S ALL-STAR GAME RECORD

YR	CLUB	AVG.	G	AB	R	H	2B	3B	HR	RBI	BB	SO	SB
58	N.L., Balt.	.333	1	3	0	1	0	0	0	1	0	0	0
60	N.L., K.C. (1st game)	.250	1	4	1	1	0	0	0	1	0	1	1
60	N.L., N.Y. (2nd game)	.333	1	3	0	1	0	0	0	0	0	1	0
A.S.G. Totals		.300	3	10	1	3	0	0	0	2	0	2	1

SKINNER'S MANAGERIAL RECORD

YR	CLUB	LEAGUE	W	L	POS.
67	San Diego	Pacific Coast	85	63	First (East Div.)
68	San Diego	Pacific Coast	31	28	Fourth (East Div.)
	Philadelphia	National	48	59	Seventh (Tie)
69	Philadelphia	National	44	64	Fifth (East Div.)
77	San Diego	National	1	0	Fourth (West Div.)
M.L. Totals			93	123	

Brian Snitker #55



POSITION: Coach
HT: 6'1" **WT:** 192
OPENING DAY AGE: 32
BORN: October 17, 1955, at Decatur, IL
RESIDES: Stone Mountain, GA

Brian Snitker, a member of the Braves' organization since 1977, starts his second tour of duty as the club's bullpen coach this season. He served in the same capacity in 1985.

Signed by the Braves as a free agent in 1977, Snitker caught for four years in the minor leagues. His best season was 1979, when he hit .255 with eight home runs and 30 RBIs in 75 games at Savannah. He is credited with hitting one of the longest homers in the history of Orlando's Tinker Field, belting a ball some 500 feet on May 6, 1979.

Snitker was a minor league instructor in 1981 and took his first managerial job in 1982 at Anderson of the South Atlantic League. He managed Durham the next two seasons and Sumter in 1986 before returning to Durham in 1987.

Snitker, a 1973 graduate of Macon (IL) High School, attended the University of New Orleans. He and his wife, the former Veronica Sylvester, live in Stone Mountain. They have one daughter: Erin Marie (12/29/86).

SNITKER'S CAREER RECORD

YR	CLUB	AVG	G	AB	R	H	2B	3B	HR	RBI	BB	SO	SB
77	Kingsport	.270	55	163	28	44	7	1	8	33	19	33	8
78	Richmond	.333	6	12	1	4	0	0	0	3	1	4	0
	Kinston	.222	14	45	1	10	2	0	0	2	3	14	0
78	Savannah	.236	15	55	3	13	1	0	1	3	6	9	0
79	Savannah	.255	75	259	26	66	10	1	8	30	12	50	1
80	Savannah	.162	18	68	5	11	2	0	1	6	4	11	0
	Durham	.200	3	10	0	2	0	1	0	3	0	0	0
Minor Totals		.245	186	612	64	150	22	3	18	80	45	121	9

SNITKER'S MANAGERIAL RECORD

YR	CLUB	LEAGUE	W	L	FINISH
82	Anderson	SAL	72	70	(2nd in Div, 3rd in Div)
83	Durham	Caro	59	78	(2nd in Div, 4 in Div)
84	Durham	Caro	68	72	(1st in Div, 3rd in Div)
86	Sumter	SAL	77	60	(3rd in Div, 2nd in Div)
87	Durham	Caro	65	75	(4th in Div, 3rd in Div)

Willie Stargell #8



POSITION: Coach
HT: 6'3" **WT:** 230
OPENING DAY AGE: 47
BORN: March 6, 1941 in Earlsboro, OK
RESIDES: Pittsburgh, PA

Not only is Willie Stargell the new third base coach for the Atlanta Braves in 1988, he also is the newest member of baseball's Hall of Fame.

Stargell became the 17th player admitted to the Hall on his first try on Jan. 12, 1988, gathering 82.4 percent of the vote. He was the only player to be elected by the Baseball Writers Association of America this year, being named on 352 of the 427 ballots cast. The induction ceremony is scheduled for July 31 in Cooperstown.

Coaching third will also be a new experience for Stargell; he coached first last season and part of 1986, when he left Pittsburgh after a 27-year affiliation with the Pirates to join Chuck Tanner's staff in Atlanta.

Stargell's achievements as a player for the Pirates from 1962 through 1982 certainly are of Hall of Fame caliber. He had 475 career home runs (16th on the all-time list), 2,232 hits, 1,540 RBIs and a .281 batting average. He was co-Most Valuable Player with Keith Hernandez in the National League in 1979, when he led the Pirates to the World Championship and was named Man of the Year by Sports Illustrated and The Sporting News. The MVP of the '79 World Series, Stargell hit .315 with three home runs and eight RBIs in 54 career Series at-bats. He had five 100-RBI seasons and topped the N.L. with 48 homers in 1971 and 44 homers, 119 RBIs, 43 doubles and .646 slugging average in 1973.

The seven-time All-Star had four three-home run and 21 two-home run games, hit four homers into the right field upper deck at Pittsburgh's Three Rivers Stadium, slammed seven homers over the right field roof at Forbes Field and is the only player ever to hit a ball out of Dodger Stadium. The Sporting News and UPI named him Comeback Player of the Year in 1978, when he rebounded from an injury-plagued 1977 season to bat .295 with 28 homers and 97 RBIs.

Willie had several memorable moments involving the Braves in his career. He helped the Pirates win the first game ever played at Atlanta-Fulton County Stadium on April 12, 1966, when he hit a solo home run in the 13th inning off of Tony Cloninger to give the Bucs a 3-2 win... Stargell also picked up career hit #2,000 on September 3, 1978, against the Braves in Pittsburgh... He holds the record for most home runs in a season against one club with 11 vs Atlanta in 12 scheduled games in 1971.

Stargell has five children: Wendy (25); Precious (25); Dawn (23); Wilver Jr. (21) and Kelli (18)... He was an 8 letter man at Encinal High School, (Alameda, CA) participating in baseball, football and basketball before attending Santa Rosa (CA) Junior College. He is on the National Advisory Council on Sickle Cell Anemia, a position appointed by the President. In that role, he supervises groups who are involved in raising funds for research on the disease... He often lectures at colleges and universities in the off-season and in the past several years has done narrations to accompany symphony concerts around the country performing both at Carnegie Hall and at the Kennedy Center... Willie owns a restaurant in Pittsburgh called Ameri-Chin, which serves American and Chinese food and also owns a Pepsi-Cola bottling plant... Willie has aspirations to be a manager in the future.

STARGELL (continued)

STARGELL'S CAREER RECORD

YR	CLUB	AVG	G	AB	R	H	2B	3B	HR	RBI	BB	SO	SB
59	Roswell	.274	118	431	66	118	28	6	7	87	23	100	5
60	Grand Forks	.260	107	396	63	103	19	1	11	61	34	66	4
61	Asheville	.289	130	453	78	131	21	8	22	89	36	83	4
62	Columbus	.276	138	497	97	137	21	8	27	82	45	111	6
62	Pittsburgh	.290	10	31	1	9	3	1	0	4	3	10	0
63	Pittsburgh	.243	108	304	34	74	11	6	11	47	19	85	0
64	Pittsburgh	.273	117	421	53	115	19	7	21	78	17	92	1
65	Pittsburgh	.272	144	533	68	145	25	8	27	107	39	127	1
66	Pittsburgh	.315	140	485	84	153	30	0	33	102	48	109	2
67	Pittsburgh	.271	134	462	54	125	18	6	20	73	67	103	1
68	Pittsburgh	.237	128	435	57	103	15	1	24	67	47	105	5
69	Pittsburgh	.307	145	522	89	160	31	6	29	92	61	120	1
70	Pittsburgh	.264	136	474	70	125	18	3	31	85	44	119	0
71	Pittsburgh	.295	141	511	104	151	26	0	*48	125	83	*154	0
72	Pittsburgh	.293	138	495	75	145	28	2	33	112	65	129	1
73	Pittsburgh	.299	148	522	106	156	*43	3	*44	*119	80	129	0
74	Pittsburgh	.301	140	508	90	153	37	4	25	96	87	106	0
75	Pittsburgh	.295	124	461	71	136	32	2	22	90	58	109	0
76	Pittsburgh	.257	117	428	54	110	20	3	20	65	50	101	2
77	Pittsburgh	.274	63	186	29	51	12	0	13	35	31	55	0
78	Pittsburgh	.295	122	390	60	115	18	2	28	97	50	93	3
79	Pittsburgh	.281	126	424	60	119	19	0	32	82	47	105	0
80	Pittsburgh	.262	67	202	28	53	10	1	11	38	26	52	0
81	Pittsburgh	.283	38	60	2	17	4	0	0	9	5	9	0
82	Pittsburgh	.233	74	73	6	17	4	0	3	17	10	24	0
M.L.—21 years		.281	2360	7928	1195	2232	423	55	475	1540	937	1936	17

(*)Denotes League Leadership

STARGELL'S CHAMPIONSHIP SERIES RECORD

YR	CLUB	AVG	G	AB	R	H	2B	3B	HR	RBI	BB	SO	SB
70	Pittsburgh	.500	3	12	0	6	1	0	0	1	1	1	0
71	Pittsburgh	.000	4	14	1	0	0	0	0	0	2	6	0
72	Pittsburgh	.063	5	16	1	1	1	0	0	1	2	5	0
74	Pittsburgh	.400	4	15	3	6	0	0	2	4	1	2	0
75	Pittsburgh	.182	3	11	1	2	1	0	0	0	1	3	0
79	Pittsburgh	.455	3	11	2	5	2	0	2	6	3	2	0
L.C.S. Totals		.253	22	79	8	20	5	0	4	12	10	19	0


STARGELL'S WORLD SERIES RECORD

YR	CLUB	AVG	G	AB	R	H	2B	3B	HR	RBI	BB	SO	SB
71	Pittsburgh	.208	7	24	3	5	1	0	0	1	7	9	0
79	Pittsburgh	.400	7	30	7	12	4	0	3	7	0	6	0
W.S. Totals		.315	14	54	10	17	5	0	3	8	7	15	0

STARGELL'S ALL-STAR GAMES RECORD

YR	CLUB	AVG	G	AB	R	H	2B	3B	HR	RBI	BB	SO	SB
64	Pittsburgh	.000	1	1	0	0	0	0	0	0	0	0	0
65	Pittsburgh	.667	1	3	2	2	0	0	1	2	0	1	0
66	Pittsburgh	.000	1	1	0	0	0	0	0	0	0	0	0
71	Pittsburgh	.000	1	2	1	0	0	0	0	0	0	2	0
72	Pittsburgh	.000	1	1	0	0	0	0	0	0	0	0	0
73	Pittsburgh	.000	1	1	0	0	0	0	0	0	0	1	0
78	Pittsburgh	.000	1	1	0	0	0	0	0	0	0	1	0
A.S.G. Totals		.200	7	10	3	2	0	0	1	2	0	5	0

THE PLAYERS



Jim Acker #38



POSITION: RHP
BATS: R **THROWS:** R
HT: 6'2" **WT:** 212

OPENING DAY AGE: 29
BORN: September 24, 1958, at Freer, TX
RESIDES: Freer, TX
M.L. SERVICE: 5 + 000
CONTRACT STATUS: Signed thru '88

ACQUIRED: Traded to Atlanta by the Toronto Blue Jays in exchange for Joe Johnson (July 6, 1986).

1987 SEASON: In his first full season as a Brave, Acker was the workhorse of the pitching staff, appearing in a career best 68 games... His 68 appearances were tied for 10th in the NL (w/John Franco of Cincinnati) and 15 more than the Braves' second-most-used hurler (Jeff Dedmon, 53)... Also set career highs in saves (14) and innings pitched (114.2)... Started the '87 season slowly, going 0-6 w/7 saves and a 5.19ERA thru August 8... Rebounded in solid fashion over the final two months, posting a 4-4 slate, 7 saves and a miniscule 1.96ERA in his last 23 efforts... In one stretch, from Aug 14 to Aug 28, Acker allowed just 1 run in 19 innings of work, covering 8 Gs... In those 8 Gs, opponents hit just .179 (22-123)... Was 14 of 21 in save situations... Allowed 19 of 57 inherited runners to score; however only 5 of the last 27 baserunners crossed the plate... Had best success vs Houston, posting a 2-1 record, 2 saves and a 2.60ERA in 11 Gs (17.1IP, 11Ks)... Was 1-0 w/1 save in 9Gs vs the LA Dodgers... Collected two saves against Chicago, Cincinnati, Philadelphia and San Diego.

PRO CAREER: 1986—Was traded to Atlanta on July 6 by the Toronto Blue Jays and made 7 straight relief efforts for the Braves; finished '86 w/Atlanta by making 14 straight starts... Won his 1st start for the Braves, besting NY, 8-5, on July 26... It was Acker's first win as a starter since he beat Detroit on 9/12/83... **1985**—Set personal highs w/7 wins, 10 saves and 61 appearances for the Toronto Blue Jays... Every appearance in '85 was in relief, the first time in his career that he did not start a game... Enjoyed a stretch of 31 appearances where he surrendered just 1 HR (4/26 to 9/1)... Made two appearances in the '85 ALCS vs KC (6IP, 2H, 0R, 5Ks)... **1984**—Spent the entire season w/Toronto... Suffered tendinitis in his right shoulder and was on the DL from 8/16 to 9/1... **1983**—'83 was Acker's first full season as a Major Leaguer... He was the only rookie to make the Blue Jays' opening day roster... Made his ML Debut on April 7 at Boston's Fenway Park, tossing 2 hitless innings of relief... Was claimed by Toronto in the Major League Draft at the '82 Winter Meetings... **1982**—Pitched for the Braves' AA Savannah club, suffering his first losing season of pro ball... Underwent arthroscopic surgery at season's end to repair the labrum muscle and remove bone chips in his right shoulder... **1981**—Split the season between AA Savannah and AAA Richmond; was a combined 13-12... **1980**—Selected by the Atlanta Braves in the 1st round (21st pick overall) in the 1980 June Draft... Was 1 of 2 Braves' first round selections in the '80 June Draft (other was Ken Dayley)... Won 6 and lost 5 in his first taste of pro ball.

PERSONAL/MISC.: Full name JAMES JUSTIN ACKER... Single... Resides in Freer, TX... Attended the University of Texas... Graduated from Freer (TX) High School in 1977 where he was a 5-letter man participating in football, basketball, baseball, tennis and track... His brother, Bill, was a defensive lineman in the NFL, playing for KC, Buffalo and St. Louis... During the off-season Acker works his ranch in Freer, TX... Is an avid hunter and fisherman.

BRAVES BITS

DID YOU KNOW ... Ken Oberkfell set an Atlanta Braves season record for fewest strikeouts by a regular. Obie struck out just 29 times in 508 at-bats in 1987, breaking the old record of 38 by Felix Millan in 1969.

ACKER (continued)

ACKER'S CAREER RECORD

YR	CLUB	W-L	ERA	G	GS	CG	SHO	SV	IP	H	R	ER	BB	SO
80	Bradenton	1-0	0.00	1	1	0	0	0	5	1	0	0	0	5
	Savannah	5-5	2.65	13	13	3	0	0	95	84	33	28	29	47
81	Savannah	5-5	2.69	10	10	6	0	0	77	57	34	23	34	37
	Richmond	8-7	4.19	21	21	7	0	0	118	112	63	55	74	72
82	Savannah	9-14	4.44	26	24	7	1	1	142.0	120	96	70	86	96
83	Toronto	5-1	4.33	38	5	0	0	1	97.2	103	52	47	38	44
84	Toronto	3-5	4.38	32	3	0	0	1	72.0	79	39	35	25	33
85	Toronto	7-2	3.23	61	0	0	0	10	86.1	86	35	31	43	42
86	Toronto	2-4	4.35	23	5	0	0	0	60.0	63	34	29	22	32
	ATLANTA	3-8	3.79	21	14	0	0	0	95.0	100	47	40	26	37
87	ATLANTA	4-9	4.16	68	0	0	0	14	114.2	109	57	53	51	68
Minor Totals		28-31	3.62	71	69	23	1	1	437.0	374	226	176	223	257
A.L. Totals		17-12	4.04	154	13	0	0	12	316.0	331	160	142	126	151
N.L. Totals		7-17	3.99	89	14	0	0	14	209.2	209	104	93	77	105
Atlanta Totals		7-17	3.99	89	14	0	0	14	209.2	209	104	93	77	105
M.L. Totals		24-29	4.02	243	27	0	0	26	525.2	540	264	235	203	256

ACKER'S CAREER TRANSACTIONS

- Selected by Atlanta Braves' organization in 1st round (21st player selected) of 1980 June free-agent draft.
- On disabled list, April 9 to April 20, 1982.
- Drafted by Toronto Blue Jays, December 6, 1982.
- On disabled list, August 16 to September 1, 1984.
- Traded from Toronto to Atlanta for pitcher Joe Johnson on July 6, 1986.

ACKER'S CHAMPIONSHIP SERIES RECORD

YR	CLUB	W-L	ERA	G	GS	CG	SHO	SV	IP	H	R	ER	BB	SO
85	Toronto vs. Kansas City	0-0	0.00	2	0	0	0	0	6.0	2	0	0	0	5

—Pitching—

—Batting—

Year	Club	GF	HR	IBB	HB	WP	BK	AB	R	H	2B	3B	HR	RBI	AVG.
1983	Tor	8	7	1	8	1	0								
1984	Tor	9	3	3	6	5	0								
1985	Tor	26	7	1	3	2	0								
1986	Tor	6	6	3	2	3	1								
	Atl	3	7	3	1	2	0	28	1	3	1	0	0	0	.107
1987	Atl	41	11	4	4	1	0	14	1	3	0	0	0	1	.214
Totals		93	41	15	24	14	1	42	2	6	1	0	0	1	.143

BRAVE BITS

DID YOU KNOW ... Braves Field in Boston, which opened in 1915, was anything but a "Launching Pad." The original dimensions were 402 ft to left field; 402 ft to right field and 550 to center field.

ACKER (continued)

ACKER—DETAILED PITCHING STATISTICS

	1987							CAREER							
	W-L-S	ERA	G	IP	H	ER	SO	W-L-S	ERA	G	IP	H	ER	SO	
Season	4-9-14	4.16	68	114.2	109	53	68	24-29-26	4.02	243	525.2	540	235	256	
Home	4-1-7	4.50	34	60.0	56	30	35	13-10-13	4.20	116	261.2	250	122	138	
Road	0-8-7	3.79	34	54.2	53	23	33	11-19-13	3.85	127	264.0	290	113	118	
vs. Cin	0-1-2	2.77	8	13.0	10	4	5	0-1-2	2.77	8	13.0	10	4	5	
Hou	2-1-2	2.60	11	17.1	17	5	11	2-5-2	2.95	15	42.2	43	14	22	
LA	1-0-1	5.91	9	10.2	13	7	6	1-0-1	4.86	10	16.2	19	9	10	
SD	0-0-2	5.00	7	9.0	5	5	4	1-1-2	3.96	9	25.0	17	11	12	
SF	0-2-1	6.30	6	10.0	11	7	6	0-3-1	6.75	8	20.0	25	15	8	
NL West	3-4-8	4.20	41	60.0	56	28	32	4-10-8	4.07	50	117.1	114	53	57	
vs. Chi	1-1-2	4.97	6	12.2	14	7	10	2-1-2	4.05	7	20.0	20	9	15	
Mtl	0-3-1	4.66	5	9.2	8	5	1	0-3-1	7.50	7	12.0	13	10	2	
NY	0-0-0	6.75	5	6.2	13	5	6	1-0-0	5.06	8	16.0	24	9	7	
Pha	0-0-2	2.61	3	10.1	5	3	8	0-0-2	1.98	6	13.2	7	3	10	
Pit	0-0-0	2.70	3	6.2	9	2	3	0-0-0	2.08	4	8.2	11	2	3	
StL	0-1-1	3.12	5	8.2	4	3	8	0-3-1	3.68	7	22.0	20	9	11	
NL East	1-5-6	4.12	27	54.2	53	25	36	3-7-6	4.09	39	92.1	95	42	48	
Pre-ASG	0-3-7	4.57	38	67.0	71	34	33	11-13-17	4.14	143	273.2	284	126	103	
Post-ASG	4-6-7	3.59	30	47.2	38	19	35	13-16-9	3.89	100	252.0	256	109	153	
In	Apl	0-1-0	5.52	8	14.2	15	9	11	1-3-3	2.86	31	66.0	65	21	36
May	0-2-5	3.60	13	30.0	34	12	11	1-5-10	4.40	48	92.0	98	45	40	
June	0-0-1	4.76	14	17.0	15	9	8	7-5-3	4.60	48	88.0	92	45	46	
July	0-2-1	7.94	8	11.1	17	10	8	4-5-2	4.62	44	78.0	99	40	35	
August	1-1-1	3.33	11	24.1	16	9	21	5-3-1	2.89	31	96.2	88	32	48	
Sept/Oct	3-3-6	2.08	14	17.1	12	4	9	6-8-7	4.46	41	105.0	98	52	51	
Day	1-5-1	6.39	17	25.1	34	18	11	7-13-7	4.02	82	179.0	172	80	86	
Night	3-4-3	3.53	51	89.1	75	35	57	17-16-19	4.02	161	346.2	368	155	170	
Start								6-11-0	4.44	27	154.0	155	76	71	
Relief	4-9-14	4.16	68	114.2	109	53	68	18-18-26	3.85	216	371.2	385	159	185	

ACKER/M.L. FIELDING							
Year	Pct	G	PO	A	E	TC	DP
1983	1.000	38	12	15	0	27	4
1984	.938	32	7	8	1	16	0
1985	1.000	61	10	16	0	26	1
1986	1.000	44	16	28	0	44	4
1987	1.000	68	6	23	0	29	2
Totals	.993	243	51	90	1	142	11

ACKER CAREER HIGHS	
MOST K'S:	7, 4/12/86 vs KC;
LONGEST SCORELESS STREAK:	16.1 IP, 8/15-8/30/87;
LONGEST WINNING STREAK:	3 games, 1985 and 1987;
LONGEST LOSING STREAK:	6 games, 1986;
LONGEST RELIEF APPEARANCE:	5.1 IP, 8/16/84 vs. Cle.

Sid Akins #70



POSITION: RHP
BATS: R **THROWS:** R
HT: 6'4" **WT:** 170

OPENING DAY AGE: 25
BORN: November 14, 1962, at Tindall AFB, AL
RESIDES: Sepulveda, CA
M.L. SERVICE: 0 + 000
CONTRACT STATUS: Signed thru '88

AKINS (continued)

ACQUIRED: Signed by Atlanta Braves as a free agent (May 15, 1986).

1987 SEASON: Split season between Class A Durham and AA Greenville... Started at Durham, posting a 3-5 slate, 2 saves and 3.61 ERA in 30 Gs, 28 in relief... Fanned 63 and walked just 14 in 67.1 innings of work at Durham... Was promoted to AA Greenville, and posted a 3-1 record, 4 saves and a miniscule 0.87ERA in 16 relief efforts for the AA Braves... Allowed just 4 runs on 30 hits and 9 walks, while fanning 31 in 41 IP... Overall, walked just 23 and fanned 94 in 108.1 innings of work in '87.

PRO CAREER: 1986—Split '86 between Pulaski and Sumter... Combined to strike out 80 batters in 80 innings with a 2.14ERA (19ER/80IP)... **1985**—Finished his first season of pro ball on a high note, allowing just 1 run in his last three starts (all wins)... Included was a 1-hit, 8-K, 4-0, victory at Quad City (G1, 8/27)... Was originally a 3rd round selection by the Texas Rangers in the 1984 June Draft.

PERSONAL/MISC.: Full name SIDNEY WAYNE AKINS... Single... Resides in Sepulveda, CA... Attended the University of Southern California... Was a member of the 1984 United States Olympic Team.

AKINS' CAREER RECORD

YR	CLUB	W-L	ERA	G	GS	CG	SHO	SV	IP	H	R	ER	BB	SO
85	Burlington	4-8	4.07	27	12	2	1	0	97	88	60	44	48	70
86	Pulaski	3-2	2.36	8	6	1	0	1	42	32	14	11	12	39
	Sumter	1-3	1.88	6	6	2	0	0	38	29	8	8	4	41
87	Durham	3-5	3.61	30	2	0	0	2	67.1	75	32	27	14	63
	Greenville	3-1	0.87	16	0	0	0	4	41.1	30	4	4	9	31
Minor Totals		14-19	2.96	87	26	5	1	7	285.2	254	118	94	87	244

AKINS' CAREER TRANSACTIONS

- Texas Rangers third pick in 1984 June draft.
- Signed by Braves as a free agent, May 15, 1986.

Paul Assenmacher #30



POSITION: LHP
BATS: L **THROWS:** L
HT: 6'3" **WT:** 195

OPENING DAY AGE: 27
BORN: December 10, 1960, at Detroit, MI
RESIDES: Acworth, GA
M.L. SERVICE: 1 + 158
CONTRACT STATUS: Signed thru '88

ACQUIRED: Signed by the Atlanta Braves as a free agent (July 10, 1983) ... Signed by scout Tony Stiel.

1987 SEASON: An early season left shoulder strain limited Assenmacher's effectiveness in 1987... Dropped from 7 saves in 1986 to just 2 in 1987... Recorded saves against San Fran and Philly... Was 2 of 15 in save situations... Was placed on the DL on April 29 (retroactive to 4/24) due to a left shoulder strain... Was reactivated on May 9... Came off DL and did not allow a run in his 1st 8 Gs (6.1IP)... In a 10-G stretch in June, Assenmacher allowed just 1 of 8 inherited runners to score, just 1 hit to first batters faced, and allowed just a total of 3 hits in 32 ABs (.094 opponent BA)... Also enjoyed a good stretch in July (7/4-22), tossing 7.2 innings of scoreless ball over 7 App... Was optioned to AAA Richmond on July 25, where he started 4Gs (was 1-2 w/a 3.65ERA) before returning to Atlanta on August 19... On the season, allowed 14 of 39 inherited runners to score... Opponent first batters faced hit .367 (18-49) off Assenmacher.

ASSENMACHER (continued)

PRO CAREER: 1986—Enjoyed his first taste of Major League action in 1986... Posted a 2.50ERA, 3rd lowest in the NL among relievers w/50 or more appearances (trailed only Todd Worrell, 2.08ERA and Jessie Orosco, 2.33ERA)... His 2.50ERA was lowest among rookie lefthanders with w/40 or more appearances... His 7 saves were tied for 2nd among rookie relievers (tied w/Charlie Kerfeld)... Allowed just 3 of his first 24 inherited runners to score and had a stretch of 19 straight left stranded... Was scored upon in only 17 of his 61 appearances... Made ML Debut on April 12 at Houston, tossing 1.1 frames of scoreless relief... **1985**—Split '85 between Class A Durham and AA Greenville... Won his 1st 9 decisions of '85, going 6-0 at Durham and 3-0 in his first 3 decisions at Greenville... Was 9-2 w/5 saves overall in '85, fanning 95 and walking just 24 in 91 innings of relief... **1984**—Started 24 of 26 Gs at Class A Durham... Fanned 147 in 147IP... **1983**—Made first pro appearance w/Bradenton... Did not walk a batter until his seventh appearance as a pro... Walked just 4 and fanned 44 in 37 innings for Bradenton... Fanned 10 in a 7-inning one-hitter vs. the Sarasota Astros on 8/25/83... Had 32 Ks in his final 24.2 IP of the '83 season.

PERSONAL/MISC.: Full name PAUL ANDRE ASSENMACHER (pronounced AHSS-en-mahk-ur)... Married the former Margaret Mary McCarty; Two Children, Jason Adam and Candace Goldie... Resides in Acworth, GA... Graduated from Aquinas College (Grand Rapids, MI) in 1983, where he won All-America honors... Earned a degree in Business Administration... Was a 1979 graduate of Aquinas High School (Southgate, MI), where he was an All-State pitcher his senior season and led the team to a state title... Was also on the basketball team... Has served as a substitute teacher and grade school hoop coach during the off-season.

ASSENMACHER'S CAREER RECORD

YR	CLUB	W-L	ERA	G	GS	CG	SHO	SV	IP	H	R	ER	BB	SO
83	Bradenton	1-0	2.21	10	3	1	1	2	37	35	14	9	4	44
84	Durham	6-11	4.28	26	24	3	1	0	147	153	78	70	52	147
85	Durham	3-2	3.29	14	0	0	0	1	38.1	38	16	14	13	36
	Greenville	6-0	2.56	29	0	0	0	4	52.2	47	16	15	11	59
86	ATLANTA	7-3	2.50	61	0	0	0	7	68.1	61	23	19	26	56
87	ATLANTA	1-1	5.10	52	0	0	0	2	54.2	58	41	31	24	39
	Richmond	1-2	3.65	4	4	0	0	0	24.2	30	11	10	8	21
Minor Totals		17-15	3.54	83	31	4	2	7	299.2	303	135	118	88	307
A.L. Totals		—	—	—	—	—	—	—	—	—	—	—	—	—
N.L. TOTALS		8-4	3.66	113	0	0	0	9	123.0	119	64	50	50	95
Atlanta Totals		8-4	3.66	113	0	0	0	9	123.0	119	64	50	50	95
M.L. Totals		8-4	3.66	113	0	0	0	9	123.0	119	64	50	50	95

ASSENMACHER'S CAREER TRANSACTIONS

- Signed by Atlanta Braves as a free agent, July 10, 1983.
- on disabled list, April 29 to May 9, 1987.

—Pitching—

—Batting—

Year	Club	GF	HR	IBB	HB	WP	BK	AB	R	H	2B	3B	HR	RBI	AVG.
1986	Atl	27	5	4	0	2	3	6	0	0	0	0	0	0	.000
1987	Atl	10	8	4	1	0	0	4	1	0	0	0	0	0	.000
Totals		37	13	8	1	2	3	10	1	0	0	0	0	0	.000

ASSENMACHER (continued)

ASSENMACHER—DETAILED PITCHING STATISTICS

	1987								CAREER							
	W-L-S	ERA	G	IP	H	ER	SO	W-L-S	ERA	G	IP	H	ER	SO		
Season	1-1-2	5.10	52	54.2	58	31	39	8-4-9	3.66	113	123.0	119	50	95		
Home	0-0-2	5.47	22	26.1	32	16	17	4-1-7	2.89	53	65.1	56	21	50		
Road	1-1-0	4.76	30	28.1	26	15	22	4-3-2	4.53	60	57.2	63	29	45		
vs. Cin	0-0-0	12.15	7	6.2	8	9	8	1-1-1	5.82	17	17.0	22	11	15		
Hou	0-0-0	3.60	4	5.0	4	2	4	0-0-0	2.16	9	8.1	7	2	8		
LA	0-0-0	5.40	5	3.1	1	2	1	2-0-0	5.40	14	15.0	14	9	12		
SD	0-0-0	3.38	4	5.1	4	2	3	1-0-2	2.13	13	12.2	11	3	8		
SF	0-1-1	5.68	4	6.1	11	4	6	0-2-1	5.20	6	8.2	14	5	11		
NL West	0-1-1	6.41	24	26.2	28	19	22	4-3-4	4.38	59	61.2	68	30	54		
vs. Chi	0-0-0	1.80	4	5.0	3	1	4	0-0-1	1.35	7	6.2	3	1	4		
Mtl	0-0-0	0.00	2	1.2	2	0	1	0-0-0	1.93	4	4.2	6	1	2		
NY	0-0-0	9.64	6	4.2	6	5	2	1-1-0	7.82	13	12.2	15	11	9		
Pha	0-0-1	5.06	4	5.1	6	3	3	0-0-2	3.00	6	9.0	7	3	7		
Pit	1-0-0	3.86	7	7.0	10	3	5	3-0-1	1.50	14	18.0	14	3	14		
StL	0-0-0	0.00	5	4.1	3	0	2	0-0-1	0.87	10	10.1	6	1	6		
NL East	1-0-1	3.86	28	28.0	30	12	17	4-1-5	2.93	54	61.1	51	20	42		
Pre-ASG	1-1-1	4.08	32	28.2	23	13	21	4-3-8	3.47	67	70.0	59	27	50		
Post-ASG	0-0-1	6.23	20	26.0	35	18	18	4-1-1	3.91	46	53.0	60	23	45		
In																
Apl	0-1-0	4.15	6	4.1	4	2	5	0-1-0	3.09	15	11.2	11	4	12		
May	1-0-0	6.43	10	7.0	8	5	5	3-1-4	2.78	21	22.2	14	7	15		
June	0-0-0	4.63	12	11.2	8	6	9	1-1-3	3.81	24	26.0	25	11	20		
July	0-0-1	2.80	8	9.2	9	3	4	1-0-1	5.19	16	17.1	19	10	9		
August	0-0-0	3.86	7	7.0	10	3	4	1-0-0	2.81	17	16.0	17	5	12		
Sept/Oct	0-0-1	7.20	9	15.0	19	12	12	2-1-1	4.45	20	28.1	33	14	27		
Day	0-1-1	3.63	20	22.1	19	9	18	3-3-3	3.06	38	47.0	32	16	30		
Night	1-0-1	6.12	32	32.1	39	22	21	5-1-6	4.30	75	76.0	87	34	65		
Start																
Relief	1-1-2	5.10	52	54.2	58	31	39	8-4-9	3.66	113	123.0	119	50	95		

ASSENMACHER'S/M.L. FIELDING

Year	Pct	G	PO	A	E	TC	DP
1986	1.000	61	5	15	0	20	1
1987	1.000	52	2	3	0	5	0
Totals	1.000	113	7	18	0	25	1

ASSENMACHER CAREER HIGHS

MOST K'S: 7, 9/18 vs LA; LONGEST SCORELESS STREAK: 12.2 IP, 5/12-6/7/86; LONGEST WINNING STREAK: 4, 6/17-9/5/86; LONGEST LOSING STREAK: 1, four times; LONGEST RELIEF APPEARANCE: 4.0 IP, 9/18/86 vs LA

Terry Bell #11

(Non-Roster Invitee)



POSITION: Catcher
BATS: R **THROWS:** R
HT: 6'0" **WT:** 195

OPENING DAY AGE: 25
BORN: October 10, 1962, at Dayton, OH
RESIDES: Kettering, OH
M.L. SERVICE: 0 + 066
CONTRACT STATUS: Signed thru '88

BELL (continued)

ACQUIRED: Was traded to the Braves by the KC Royals as the player to be named later in the August 30th deal that sent Gene Garber to the Royals (September 3, 1987).

1987 SEASON: Spent most of 1987 with AA Memphis of the Southern League, batting .239 w/3 HRs and 24 RBIs prior to the trade ... Was assigned to Atlanta and appeared in just one game for the Braves.

PRO CAREER: 1986—Was traded from Seattle, where he was the Mariners' #1 draft pick in 1983, to KC in exchange for Mark Huisman on May 22 ... Was on DL at time of trade with a fractured left thumb (suffered in a home plate collision while playing for Chattanooga, April 14) ... Was assigned to AA Memphis Chicks and not activated until June 17 ... Played 48 Gs for Memphis before KC purchased his contract on September 1 ... Made ML Debut on September 3 vs the Chicago White Sox ... Walked in first ML plate appearance ... **1985**—Played in his most games as a pro in '85, '92 ... Had 40 RBIs on 62 hits ... **1984**—Underwent arthroscopic surgery on his right knee ... **1983**—Began pro career at Wausau after being the Seattle Mariners' #1 selection (2nd player chosen overall) in the 1983 June Draft ... Was limited to just 17 Gs due to a left thumb injury that required surgery.

PERSONAL/MISC.: Full name TERENCE WILLIAM BELL ... Single ... Resides in Kettering, OH ... Enjoyed a successful collegiate career at Old Dominion (VA) University ... Was named the Sun Belt Conference Player of the Year in 1983 for hitting .400 w/7 HRs and 63 RBIs in 47 Gs ... Finished 3rd in the Sun Belt batting race ... Graduated from Fairmont East High School in Kettering, OH.

BELL'S CAREER RECORD

YR	CLUB	AVG	G	AB	R	H	2B	3B	HR	RBI	BB	SO	SB	
83	Wausau	.176	17	51	4	9	0	0	0	1	5	8	2	
84	Wausau	.245	83	253	30	62	10	1	1	23	33	51	7	
85	Salinas	.236	92	263	40	62	15	1	1	40	54	49	4	
86	Chattanooga	.333	4	12	2	4	2	0	0	3	2	2	0	
	Memphis	.226	48	124	19	28	7	0	0	12	27	28	1	
	Kansas City	.000	8	3	0	0	0	0	0	0	2	1	0	
87	Memphis	.239	86	272	30	65	8	1	3	23	33	70	5	
	ATLANTA	.000	1	1	0	0	0	0	0	0	0	1	0	
Minor Totals			.236	330	975	125	230	42	3	5	102	154	208	19
A.L. Totals			.000	8	3	0	0	0	0	0	2	1	0	
N.L. Totals			.000	1	1	0	0	0	0	0	0	1	0	
Atlanta Totals			.000	1	1	0	0	0	0	0	0	1	0	
M.L. Totals			.000	9	4	0	0	0	0	0	2	2	0	

BELL'S CAREER TRANSACTIONS

- Selected by Seattle in first round of the 1983 June free agent draft.
- Traded to the Kansas City Royals for Mark Huisman, May 21, 1986.
- Acquired from Kansas City on Sept. 3, 1987, as player to be named later in Aug. 30, 1987, trade that sent Gene Garber to the Royals.

Bruce Benedict #20



POSITION: C
BATS: R **THROWS:** R
HT: 6'2" **WT:** 195

OPENING DAY AGE: 32
BORN: August 18, 1955, at Birmingham, AL
RESIDES: Dunwoody, GA
M.L. SERVICE: 9 + 047
CONTRACT STATUS: Signed thru 1988

BENEDICT (continued)

ACQUIRED: Braves' 5th round selection in the June 1976 Draft... Signed by scout Al LaMachia.

1987 SEASON: Appeared in just 37 games in 1987, his fewest in the Major Leagues since he played only 22 as a rookie in 1978... The 9-year veteran started 28 Gs behind the plate... His lone HR was a 2-run shot that helped beat Cincinnati, 8-6, on June 20... It came off Bill Gullickson in the 2nd inning... Committed just 2 errors behind the plate and tossed out 10 of 45 would-be base stealers.

PRO CAREER: 1986—Appeared in just 66 Gs for the Braves... Was one of Braves top pinch-hitters, batting .571 (4-7) w/6 RBIs... **1985**—An injury-plagued season, Benedict's BA dipped to .202... Suffered rib, neck and foot injuries... **1984**—Split receiving duties with Alex Trevino, appearing in 95 games... A good contact hitter, fanned just 25 times in 300 ABs... **1983**—Enjoyed his best overall season in '83, earning NL All-Star honors... Hit .298 and set personal bests in games (134), runs (43), hits (126) and walks (61)... Had a 13-G hit streak, tops on the club and a career best (8/10-28)... Was 1-for-1 at the All-Star Game in Chicago's Comiskey Park... **1982**—Benedict's bat caught fire the last month of the '82 season, helping the Braves capture the NL West title... Hit a lofty .389 from August 23 to the end of the regular season... Led NL catchers w/a .993 fielding pct... **1981**—Earned NL All-Star honors during the strike-shortened season of '81... Hit a career-high 5 HRs while batting .264... Was 0-for-1 in his lone All-Star AB at Cleveland's Municipal Stadium... **1980**—Appeared in 120 Gs for the Atlanta Braves, the 2nd highest games-played total of his career... **1979**—'79 was his first full season of Major League action... **1978**—Made ML Debut on his 23rd birthday and celebrated with his first ML hit (Aug 23)... **1977**—Spent all of '77 at AA Savannah, his 2nd season of pro ball... **1976**—Saw action w/3 teams during his first season of pro ball.

PERSONAL/MISC.: Full name BRUCE EDWIN BENEDICT... Married the former Kathleen McCormack; Three Children: Katie (5), Christopher (7); and Griffin (1) ... Resides in Dunwoody, GA... Was honored as the Male Athlete of the Year at the University of Nebraska-Omaha in 1975... Was also named to the Division II, District All-America team... Graduated from Millard (NE) High School in 1973... Benedict's father, (name), played pro ball in the NY Yankee and St. Louis Cardinal organizations... Is a high school and small college hoop official during the off-season with Braves assistant trainer Jeff Porter.

BENEDICT'S CAREER RECORD

YR	CLUB	AVG	G	AB	R	H	2B	3B	HR	RBI	BB	SO	SB
76	Kingsport	.286	17	63	10	18	1	0	0	4	10	5	0
	Greenwood	.241	21	54	7	13	1	0	1	10	7	6	1
	Savannah	.288	24	73	10	21	1	0	0	7	13	8	0
77	Savannah	.263	124	395	55	104	15	0	7	40	51	31	2
78	Richmond	.279	111	348	41	97	13	0	2	34	44	31	2
	ATLANTA	.250	22	52	3	13	2	0	0	1	6	6	0
79	ATLANTA	.225	76	204	14	46	11	0	0	15	33	18	1
80	Richmond	.300	3	10	0	3	0	0	0	0	0	1	0
	ATLANTA	.253	120	359	18	91	14	1	2	34	28	36	3
81	ATLANTA	.264	90	295	26	78	12	1	5	35	33	21	1
82	ATLANTA	.246	118	386	34	95	11	1	3	44	37	40	4
83	ATLANTA	.298	134	423	43	126	13	1	2	43	61	24	1
84	ATLANTA	.223	95	300	26	67	8	1	4	25	34	25	1
85	ATLANTA	.202	70	208	12	42	6	0	0	20	22	12	0
86	ATLANTA	.225	64	160	11	36	10	1	0	13	15	10	1
87	ATLANTA	.147	37	95	4	14	1	0	1	5	17	15	0
	Minor Totals	.268	200	943	123	256	31	0	10	95	125	82	5
	A.L. Totals	—	—	—	—	—	—	—	—	—	—	—	—
	N.L. Totals	.245	826	2482	191	608	88	6	17	235	286	207	13
	Atlanta Totals	.245	826	2482	191	608	88	6	17	235	286	207	13
	M.L. Totals	.245	826	2482	191	608	88	6	17	235	286	207	13

GW-RBI: 1980 - 5; 1981 - 4; 1982 - 3; 1983 - 4; 1984 - 2; 1985 - 1; 1986 - 0; 1987 - 0; Total: 19

BENEDICT'S CAREER TRANSACTIONS

—Selected by Atlanta Braves in 5th round of free-agent draft, June 8, 1976.

BENEDICT (continued)

BENEDICT'S CHAMPIONSHIP SERIES RECORD

YR	CLUB, OPP	AVG	G	AB	R	H	2B	3B	HR	RBI	BB	SO	SB
82	Atl. vs St. L.	.250	3	8	1	2	1	0	0	0	2	1	0

BENEDICT'S ALL-STAR GAME RECORD

YR	CLUB	AVG	G	AB	R	H	2B	3B	HR	RBI	BB	SO	SB
81	at Cleveland	.000	1	1	0	0	0	0	0	0	0	1	0
83	at Chicago	1.000	1	1	0	1	0	0	0	0	0	0	0
Totals		2 Yrs.	.500	2	2	0	1	0	0	0	0	0	0

BENEDICT'S N.L. HOME RUNS BY BALLPARK

at Atlanta	9	at Houston	0	at New York	0	at St. Louis	0
at Chicago	2	at Los Angeles	0	at Philadelphia	1	at San Diego	1
at Cincinnati	1	at Montreal	0	at Pittsburgh	0	at San Francisco	3

BENEDICT—DETAILED HITTING STATISTICS

	1987						CAREER				
	AVG.	G	AB	H	HR	RBI	AVG.	AB	H	HR	RBI
Season	.147	37	95	14	1	5	.245	2482	608	17	235
Home	.180	21	50	9	1	3	.256	1243	318	9	126
Road	.111	16	45	5	0	2	.234	1239	290	8	109
vs. Cin	.286	5	14	4	1	3	.219	251	56	2	35
Hou	.067	6	15	1	0	0	.266	289	77	1	23
LA	.000	3	5	0	0	0	.257	300	77	1	23
SD	.000	4	10	0	0	0	.211	270	57	2	20
SF	.125	3	8	1	0	0	.264	277	73	5	28
NL West	.115	21	52	6	1	3	.245	1387	340	11	129
vs. Chi	.143	2	7	1	0	0	.256	156	40	2	22
Mtl	.000	2	4	0	0	0	.245	184	45	1	11
NY	.176	5	17	3	0	1	.246	195	48	0	14
Pha	.333	4	9	3	0	0	.253	174	44	1	17
Pit	.000	1	2	0	0	0	.215	177	38	0	21
StL	.250	2	4	1	0	1	.254	209	53	2	21
NL East	.186	16	43	8	0	2	.245	1095	268	6	106
Pre-ASG	.141	24	64	9	1	5	.246	1263	311	8	120
Post-ASG	.161	13	31	5	0	0	.244	1219	297	9	115
In Apl	.100	7	20	2	0	1	.263	293	77	4	29
May	.174	8	23	4	0	1	.243	460	112	1	42
June	.125	7	16	2	1	3	.226	390	88	3	39
July	.200	7	20	4	0	0	.265	362	96	2	37
August	.000	3	7	0	0	0	.251	442	111	3	48
Sept/Oct	.000	5	9	2	0	0	.232	535	124	4	40
Day	.175	13	40	7	1	4	.267	701	187	7	72
Night	.127	24	55	7	0	1	.236	1781	421	10	163
Grass	.135	29	74	10	1	4	.248	1870	464	9	180
Turf	.190	8	21	4	0	1	.235	612	144	8	55
vs. RHP	.167	—	66	11	1	5	.245	1762	432	7	163
LHP	.103	—	29	3	0	0	.244	720	176	10	72
Pinch Hitting	.000	—	2	0	0	0	.400	10	4	0	6

BENEDICT (continued)

BENEDICT/M.L. FIELDING									
Year	Pct	G	PO	A	E	TC	DP	PB	
1978	.990	22	81	14	1	96	1	0	
1979	.984	76	344	35	6	385	3	8	
1980	.988	120	502	76	7	585	6	11	
1981	.985	90	404	73	7	484	7	9	
1982	.993	118	602	73	5	680	9	9	
1983	.992	134	738	91	7	836	12	4	
1984	.991	95	504	37	5	546	2	2	
1985	.989	70	314	35	4	353	1	1	
1986	.993	57	252	28	2	282	1	1	
1987	.989	35	165	21	2	188	3	1	
Totals	.990	817	3906	483	46	4435	45	46	

BENEDICT CAREER HIGHS	
MOST HITS:	4, three times, last 7/7/85; MOST RBI: 4, four times, last 8/29/85; MOST HR: 2, 4/25/81 vs SF; MOST SB: 0; LONGEST BATTING STREAK: 13 games, 1983

Buddy Biancalana #17

(Non-Roster Invitee)



POSITION: IF
BATS: S **THROWS:** R
HT: 5'11" **WT:** 160

OPENING DAY AGE: 28
BORN: February 20, 1960, at Larkspur, CA
RESIDES: Overland Park, KS
M.L. SERVICE: 3+ 166
CONTRACT STATUS: Signed thru '88

ACQUIRED: Was signed as a free agent on January 6, 1988.

1987 SEASON: The former #1 draft pick of the KC Royals spent 1987 with 3 clubs ... Began the season w/KC, batting .213 w/1HR and 7 RBIs in 37 games before being traded to the Houston Astros for Mel Stottlemyre, Jr. on July 29 ... Was with the Astros for 18 games ... Also played with the Tucson Toros, Houston's top farm club ... Was released by Houston after the season.

PRO CAREER: 1986—Established career bests in half-dozen offensive categories including batting average (.242), ABs (190), runs (24), hits (46), triples (4) and steals (5) ... Was KC's starting shortstop the final 26 Gs of the season ... Also played in a career-high 100 games ... Best stretch was the month of June, batting .298 (14-47) in 18 games w/both of his HRs ... Hit HRs in consecutive games, June 14 & 15 at Anaheim (off Don Sutton & Ron Romanick) ... **1985**—Registered his first full season of ML action in '85 ... Helped KC Royals fight back from 3-1 deficit to win the '85 World Series over St. Louis ... His RBI single in the 2nd inning of Game 5 was the game-winner in a 6-1 KC victory at Busch Stadium ... Led Royals w/a .435 on-base pct ... In '85 ALCS, he batted .222 w/2 runs scored and RBI vs Toronto ... **1984**—Was on KC's opening day roster ... Hit his 1st ML HR on August 18 at Texas—a 2-run shot off Rangers' Dave Stewart in the 9th inning of a 5-4 Royals win ... Hit a ninth-inning, 2-run, pinch HR off the Angels' D.W. Smith (Sept 18) ... **1983**—Was promoted to KC in September and played in 6 games (3-for-15) after recording a season at AAA ... **1982**—Made ML Debut on September 12 vs Minnesota (defensive replacement) ... Collected first ML hit on the final day of the season with a triple off Oakland's Brian Kingman ... Led American Association shortstops in fielding (.969) and double plays (79) ... Tied for league lead in assists (357) and received Omaha Royals' Hustle Award ... **1981**—Spent entire season at Jacksonville, his first taste of AA action ... **1980**—Spent entire season at Ft. Myers ... **1979**—Led Florida State League shortstops in putouts (236) ... **1978**—Began pro career at Sarasota ... Was KC's 1st selection in the 1978 June Draft.

PERSONAL/MISC.: Full name ROLAND AMERICO BIANCALANA ... Married: Sabrina ... Resides in Overland Park, KS ... Was a 1978 graduate of Redwood High School in Larkspur, CA ... Was 3-year letterman in baseball; captain senior season ... Was first high school athlete from Marin County (CA) to be a 1st round selection in the draft.

BIANCALANA (continued)

BIANCALANA'S CAREER RECORD

YR	CLUB	VG.	G	AB	R	H	2B	3B	HR	RBI	BB	SO	SB
78	Sarasota	.171	32	76	12	13	1	1	0	2	24	17	3
79	Ft. Myers	.199	125	357	44	71	7	4	2	32	63	78	21
80	Ft. Myers	.171	92	258	30	44	5	2	0	28	40	54	8
81	Jacksonville	.210	132	385	47	81	7	2	2	27	51	78	9
82	Omaha	.251	130	415	56	104	16	9	2	36	44	77	18
	Kansas City	.500	3	2	0	1	0	1	0	0	1	0	0
83	Omaha	.223	113	367	41	82	13	3	5	39	36	72	17
	Kansas City	.200	6	15	2	3	0	0	0	0	0	7	1
84	Omaha	.260	58	204	33	53	11	9	7	25	24	52	5
	Kansas City	.194	66	134	18	26	6	1	2	9	6	44	1
85	Kansas City	.188	81	138	21	26	5	1	1	6	17	34	1
86	Kansas City	.242	100	190	24	46	4	4	2	8	15	50	5
87	Kansas City	.213	37	47	4	10	1	0	1	7	1	10	0
	Omaha	.100	3	10	1	1	0	0	0	2	1	3	1
	Houston	.042	18	24	1	1	0	0	0	0	1	12	0
	Tuscon	.179	13	28	4	5	1	0	0	4	8	9	1
	Minor Totals	.216	698	2100	268	454	61	30	18	195	291	440	83
	A.L. Totals	.213	293	526	69	112	16	8	6	30	40	145	8
	N.L. Totals	.042	18	24	1	1	0	0	0	0	1	12	0
	Atlanta Totals	—	—	—	—	—	—	—	—	—	—	—	—
	Major Totals	.205	311	550	70	113	16	8	6	30	41	157	8

GW-RBI: 1982-0; 1983-0; 1984-0; 1985-1; 1986-0; 1987-0; Total-1

BIANCALANA'S CAREER TRANSACTIONS

- Selected by Kansas City in the first round of the 1978 June Free Agent Draft.
- Traded to the Houston Astros for Mel Stottlemyre Jr. on July 29, 1987.
- Signed by the Braves as a free agent on January 6, 1988.

LEAGUE CHAMPIONSHIP SERIES RECORD

YR	CLUB	AVG.	G	AB	R	H	2B	3B	HR	RBI	BB	SO	SB
84	K.C. vs. Det.	.000	2	1	0	0	0	0	0	0	0	1	0
85	K.C. vs. Tor.	.222	7	18	2	4	1	0	0	1	1	6	0
	L.C.S. Totals	.211	9	19	2	4	1	0	0	1	1	7	0

WORLD SERIES RECORD

YR	CLUB	AVG.	G	AB	R	H	2B	3B	HR	RBI	BB	SO	SB
85	K.C. vs. St.L.	.278	7	18	2	5	0	0	0	2	5	4	0

Jeff Blauser #32



POSITION: Infielder
BATS: R **THROWS:** R
HT: 6'0" **WT:** 170

OPENING DAY AGE: 22
BORN: November 8, 1965, at Los Gatos, CA
RESIDES: Auburn, CA
M.L. SERVICE: 0 + 065
CONTRACT STATUS: Signed thru 1988

BLAUSER (continued)

ACQUIRED: Braves #1 selection in the secondary phase of the 1984 June Draft ... Was signed by scouts Bill Wight and Bill Serena.

1987 SEASON: After a strong spring training showing, where he batted .358, Blauser made the jump from Class A Durham to AAA Richmond. ... Struggled early at AAA Richmond, and after 33 games was sent to AA Greenville ... Injuries to the Atlanta middle infielders prompted a 10-day promotion to the Majors in early July ... Made his ML Debut on July 5 as a pitch-hitter vs. St. Louis (grounded out) ... Was returned to AA Greenville on July 11 ... Returned to the Majors on August 11, replacing Andres Thomas who was placed on the DL ... Started every game from August 11 thru the end of the season ... Collected his 1st ML hit on August 12, a single off SD's Eric Nolte ... Collected his first ML HR on August 16 off Houston's Jim Deshaies in the Astrodome ... Enjoyed a 7-G hitting streak, from August 18-27, hitting .407 (11-27) ... Batted .316 (12-38) w/11 RBIs w/men in scoring position ... Was the 3rd youngest member of the Braves in 1987 at 21.

PRO CAREER: 1986—Blauser's first season of AA ball saw him lead the Carolina League shortstops in fielding (.951), games (120), total chances (506) and assists (314) ... Led the Durham Bulls in batting (.286) and walks (81) ... Had a career high 13 HRs and 52 RBIs for the Bulls ... **1985**—Led Sumter in games (125) and stolen bases (36) ... **1984**—Hit .249 w/24 RBIs in 62 games for Pulaski, his first taste of pro ball ... Was originally a #1 draft pick of St. Louis in the 1984 January Draft; did not sign.

PERSONAL/MISC.: Full name JEFFREY MICHAEL BLAUSER (pronounced BLOU-zer) ... Single ... Resides in Auburn, CA ... Attended Sacramento City College, earning spot on All-League team ... Graduated from Placer HS (Sacramento, CA) in 1983 where he played baseball, football and soccer ... Earned All-League and All-Metro in baseball and football his senior year.

BLAUSER'S CAREER RECORD

YR	CLUB	AVG.	G	AB	R	H	2B	3B	HR	RBI	BB	SO	SB
84	Pulaski	.249	62	217	41	54	6	1	3	24	38	47	14
85	Sumter	.235	125	422	74	99	19	0	5	49	82	94	36
86	Durham	.286	123	447	94	128	27	3	13	52	81	92	12
87	Richmond	.177	33	113	11	20	1	0	1	12	11	24	3
	Greenville	.249	72	265	35	66	13	3	4	32	34	49	5
	ATLANTA	.242	51	165	11	40	6	3	2	15	18	34	7
Minor Totals		.251	415	1464	255	367	66	7	26	169	246	306	70
A.L. Totals		—	—	—	—	—	—	—	—	—	—	—	—
N.L. Totals		.242	51	165	11	40	6	3	2	15	18	34	7
Atlanta Totals		.242	51	165	11	40	6	3	2	15	18	34	7
M.L. Totals		.242	51	165	11	40	6	3	2	15	18	34	7

GW-RBI: 1987-1

BLAUSER'S CAREER TRANSACTIONS

- Selected by St. Louis Cardinals in January, 1984 free agent draft, did not sign.
- Selected by Atlanta Braves in first round (first choice) in secondary phase of 1984 June free-agent draft.

BLAUSER'S N.L. HOME RUNS BY BALLPARK

at Atlanta	1	at Houston	1	at New York	0	at St. Louis	0
at Chicago	0	at Los Angeles	0	at Philadelphia	0	at San Diego	0
at Cincinnati	0	at Montreal	0	at Pittsburgh	0	at San Francisco	0

BRAVE BITS

DID YOU KNOW ... In the Braves record-setting 26-inning game vs Brooklyn in 1920, only 3 balls were used.

BLAUSER (continued)

BLAUSER—DETAILED HITTING STATISTICS

	1987						CAREER				
	AVG.	G	AB	H	HR	RBI	AVG.	AB	H	HR	RBI
Season	.242	51	165	40	2	15	.242	165	40	2	15
Home	.295	24	78	23	1	8	.295	78	23	1	8
Road	.195	27	87	17	1	7	.195	87	17	1	7
vs. Cin	.286	4	14	4	0	1	.286	14	4	0	1
Hou	.296	9	27	8	1	5	.296	27	8	1	5
LA	.118	6	17	2	1	2	.118	17	2	1	2
SD	.208	8	24	5	0	1	.208	24	5	0	1
SF	.238	6	21	5	0	2	.238	21	5	0	2
NL West	.233	33	103	24	2	11	.233	103	24	2	11
vs. Chi	.278	5	18	5	0	3	.278	18	5	0	3
Mtl	.111	3	9	1	0	0	.111	9	1	0	0
NY											
Pha											
Pit	.304	6	23	7	0	1	.304	23	7	0	1
StL	.250	4	12	3	0	0	.250	12	3	0	1
NL East	.258	18	62	16	0	4	.258	62	16	0	4
Pre-ASG	.000	1	1	0	0	0	.000	1	0	0	0
Post-ASG	.244	50	164	40	2	15	.244	164	40	2	15
In											
Apl											
May											
June											
July	.000	1	1	0	0	0	.000	1	0	0	0
August	.269	19	67	18	1	4	.269	67	18	1	4
Sept/Oct	.227	31	97	22	1	11	.227	97	22	1	11
Day	.233	18	60	14	1	4	.233	60	14	1	4
Night	.248	33	105	26	1	11	.248	105	26	1	11
Grass	.256	37	117	30	1	12	.256	117	30	1	12
Turf	.208	14	48	10	1	3	.208	48	10	1	3
vs. RHP	.224	—	116	26	0	6	.224	116	26	0	6
LHP	.286	—	49	14	2	9	.286	49	14	2	9
Pinch Hitting	.000	—	1	0	0	0	.000	1	0	0	0

BLAUSER/M.L. FIELDING

Year	Pct	G	PO	A	E	TC	DP
1987	.962	50	65	166	9	240	28
Totals	.962	50	65	166	9	240	28

BLAUSER CAREER HIGHS

MOST HITS: 3, four times; MOST RBI: 4, 9/22 vs Hou.; MOST HR: 1, two times; MOST SB: 2, 10/2 vs SF; LONGEST BATTING STREAK: 7 games, 8/18-27

Terry Blocker #29



POSITION: OF
BATS: L **THROWS:** L
HT: 6'2" **WT:** 195

OPENING DAY AGE: 27
BORN: August 18, 1960, at Columbia, SC
RESIDES: Columbia, SC
M.L. SERVICE: 0 + 058
CONTRACT STATUS: Signed thru '88

BLOCKER (continued)

ACQUIRED: Traded to the Atlanta Braves by the New York Mets in exchange for Kevin Brown (November 11, 1987).

1987 SEASON: Enjoyed another solid AAA season, leading the International League regular season champion Tidewater Tides with 33 steals ... Also tied for 2nd on the Tides with a .312 BA (T#3 in the IL) and 164 hits; and 3rd on the club with 89 runs.

PRO CAREER: 1986—Hit .268, down from .307 of the previous year ... Fashioned a 13-G hit string from August 12 to 22 (raised BA 24 pts, .264 to .280) ... Hit .374 (34-91) in that streak ... Finished season strong, hitting safely in 21 of last 22 Gs ... Hit .338 for the month of August ... Was 32-95 (.337) w/36 RBIs w/ men in scoring position ... Collected a career-best 9 HRs ... Had 34 multi-hit games, six 3-H games ... **1985**—Was a member of the NY Mets 1985 Opening Day roster ... Made ML Debut as a pinch-runner on April 11 ... First ML AB came on next day (April 12) as a pinch-hitter (grounded out) ... Appeared in just 4 games before being optioned to AAA Tidewater on April 20 ... Recalled by NY on May 12 ... Made first ML start on May 16, starting in left field ... Collected first ML hit off SD's Eric Show in the third inning on June 2 (single) ... Suffered a deep contusion of the quadriceps tendon above the left knee when he collided w/right fielder Danny Heep chasing a fly ball ... Was placed on the DL on June 10; activated on June 25 and optioned to AAA Tidewater ... Stole 20 bases in 24 attempts for the AAA Tides ... Hit .365 (31-85) during a 21-G span, driving in 13 runs ... Finished at .307 w/5 HRs ... **1984**—Was the AAA Tides regular left-fielder ... Stole 12 of 15 bases ... **1983**—Split the season between Jackson and Tidewater ... Was promoted to the Tides on June 15 ... Hit a combined .307 w/40 stolen bases and 80 RBIs ... Was 18 of 25 in steals for Jackson ... Was a member of the Tidewater club that captured the IL Playoff Championship ... **1982**—Led Texas League outfielders in fielding pct (.982) and was 4th in the league in steals (40) ... **1981**—Began pro career at Little Falls after being tabbed as the NY Mets' #1 selection (4th player chosen overall) in the 1981 June Draft ... Hit .341, but did not get enough at-bats to win batting title.

PERSONAL/MISC.: Full name TERRY FENNELL BLOCKER ... Resides in Memphis, TN ... While at Tennessee State, he was timed at 3.9 seconds to first base and stole 113 of 119 bases in 3 seasons ... Also ran a 6.3, 60-yard dash ... Was a three-sport star in high school in Columbia, SC.

BLOCKER'S CAREER RECORD

YR	CLUB	AVG.	G	AB	R	H	2B	3B	HR	RBI	BB	SO	SB
81	Little Falls	.341	36	135	28	46	8	1	7	16	8	18	14
82	Jackson	.260	118	438	69	114	20	2	5	38	40	80	40
83	Jackson	.308	66	263	38	81	16	7	3	54	17	40	18
	Tidewater	.305	72	239	26	73	7	2	2	32	10	40	22
84	Tidewater	.220	115	386	45	85	10	1	3	31	28	60	12
85	New York (NL)	.067	18	15	1	1	0	0	0	0	1	2	0
	Tidewater	.307	75	267	40	82	8	4	5	38	17	42	20
86	Tidewater	.288	117	434	53	125	13	5	9	48	30	69	21
87	Tidewater	.312	124	525	89	164	21	5	6	37	26	71	33
Minor Totals		.287	723	2687	388	770	103	27	40	294	176	349	180
A.L. Totals		—	—	—	—	—	—	—	—	—	—	—	—
N.L. Totals		.067	18	15	1	1	0	0	0	0	1	2	0
Atlanta Totals		—	—	—	—	—	—	—	—	—	—	—	—
M.L. Totals		.067	18	15	1	1	0	0	0	0	1	2	0

BLOCKER'S CAREER TRANSACTIONS

—Selected by the New York Mets in the first round of the June 1981 free-agent draft.

—Traded to the Atlanta Braves Nov. 11, 1987, in exchange for Kevin Brown.

BLOCKER (continued)

BLOCKER—DETAILED HITTING STATISTICS

	1987						CAREER				
	AVG.	G	AB	H	HR	RBI	AVG.	AB	H	HR	RBI
Season							.067	15	1	0	0
Home							.000	6	0	0	0
Road							.111	9	1	0	0
vs. Cin							.000	1	0	0	0
Hou							.000	3	0	0	0
LA							.000	2	0	0	0
SD							.167	6	1	0	0
SF											
NL West							.083	12	1	0	0
vs. Chi											
Mtl											
NY											
Pha											
Pit											
StL							.000	3	0	0	0
NL East							.000	3	0	0	0
Pre-ASG							.067	15	1	0	0
Post-ASG											
In							.000	1	0	0	0
Apl							.000	6	0	0	0
May							.125	8	1	0	0
June											
July											
August											
Sept/Oct											
Day							.167	6	1	0	0
Night							.000	9	0	0	0
Grass							.083	12	1	0	0
Turf							.000	3	0	0	0
vs. RHP							.067	15	1	0	0
LHP											
Pinch Hitting							.000	5	0	0	0

Joe Boever #37



POSITION: RHP
BATS: R **THROWS:** R
HT: 6'1" **WT:** 200

OPENING DAY AGE: 27
BORN: October 4, 1960, St. Louis, MO
RESIDES: Largo, FL
M.L. SERVICE: 1 + 026
CONTRACT STATUS: Signed thru '88

BOEVER (continued)

ACQUIRED: Traded to the Atlanta Braves by the St. Louis Cardinals in exchange for Randy O'Neal (July 24, 1987).

1987 SEASON: Split the season with 3 teams, beginning with AAA Louisville where he led the American Association with 21 saves ... Boever allowed just 52 hits and 27 walks, while fanning 79 in his 57.2 innings of work for the AAA Redbirds ... Was assigned to Atlanta following the July 24 trade, but was optioned to AAA Richmond on August 19 ... Appeared in just 6 games for the AAA Richmond Braves, posting a 1-0 slate, 1 save and 1.00ERA (9IP, 8H, 9Ks) ... Was recalled to Atlanta on September 1 ... Did not get a save opportunity with Atlanta ... Opponent first batters faced hit .455 (5-11) ... And 1 of 2 inherited runners scored.

PRO CAREER: 1986—Began season at St. Louis, but made just one appearance (one scoreless inning) before being optioned to Louisville on April 17 ... Was 4th in American Association w/51 appearances ... Had second lowest opponent's batting average allowed in A.A. (.227) ... Had 4th best strikeout ratio (75 in 88IP; 7.67 per 9IP) ... Allowed only 1 HR in 88 IP ... Was recalled to St. Louis on September 2, following AAA season ... Made 10 appearances in final month and was unscored on in 7 of 10 ... **1985**—Started season at Arkansas, but before it was over had ascended to Majors twice ... Made ML Debut at LA on July 19, fanning the first batter he faced and tossing one scoreless inning of relief ... Was optioned to AAA on August 31 to make room for Cesar Cedeno ... Recalled on September 9 ... **1984**—Collected 14 saves, tied for the top spot in the Florida State League ... Also led loop with 38 games finished ... **1983**—Led the Florida State League in saves with 26, games finished (46) and intentional walks (12) ... Was also 2nd in appearances w/53 ... Earned All-Star honors on that effort ... **1982**—Began pro career at Erie after signing as a free agent by the St. Louis Cardinals ... Was tied for 2nd in the NY-Penn League w/9.

PERSONAL/MISC.: Full name JOSEPH BOEVER (pronounced BAY-ver) ... Married the former Elizabeth Frizzell (11/26/83) ... Lettered in baseball at the University of Nevada at Las Vegas in 1982 ... Was an All-American at Meramec JC in 1981 and All-Region at Crowder JC in 1980 ... Was a 1979 graduate of Lindbergh High School in St. Louis County, where he lettered in baseball, football and wrestling ... Played amateur baseball in Little League, CYO and American Legion programs as a youngster.

BOEVER'S CAREER RECORD

YR	CLUB	W-L	ERA	G	GS	CG	SHO	SV	IP	H	R	ER	BB	SO
82	Erie	2-3	1.93	19	0	0	0	9	32.2	20	8	7	12	63
	Springfield	0-0	2.25	3	0	0	0	0	4	3	1	1	2	7
83	St. Petersburg	5-6	3.02	53	0	0	0	26	80.1	61	29	27	37	57
84	Arkansas	0-1	8.18	8	0	0	0	3	11	10	11	10	12	12
	St. Petersburg	6-4	3.01	48	0	0	0	14	77.2	52	31	26	45	81
85	Arkansas	3-1	1.19	27	0	0	0	9	37.2	21	5	5	23	45
	Louisville	3-2	2.04	21	0	0	0	1	35.1	28	11	8	22	37
	St. Louis	0-0	4.41	13	0	0	0	0	16.1	17	8	8	4	20
86	Louisville	4-5	2.25	51	0	0	0	5	88	71	25	22	48	76
	St. Louis	0-1	1.66	11	0	0	0	0	21.2	19	5	4	11	8
87	Louisville	3-2	3.43	43	0	0	0	21	57.2	52	22	22	27	79
	Richmond	1-0	1.00	6	0	0	0	1	9.0	8	1	1	4	8
	ATLANTA	1-0	7.36	14	0	0	0	0	18.1	29	15	15	12	18
Minor Totals		27-24	2.68	279	0	0	0	89	433.1	326	144	129	232	465
A.L. Totals		—	—	—	—	—	—	—	—	—	—	—	—	—
N.L. Totals		1-1	4.31	38	0	0	0	0	56.1	65	28	27	27	46
Atlanta Totals		1-0	7.36	14	0	0	0	0	18.1	29	15	15	12	18
M.L. Totals		1-1	4.31	38	0	0	0	0	56.1	65	28	27	27	46

BOEVER'S CAREER TRANSACTIONS

- Signed by St. Louis Cardinals organization as a free agent June 25, 1982.
- Traded to Atlanta Braves by Cardinals July 24, 1987 in exchange for Randy O'Neal.

—Pitching—

—Batting—

Year	Club	GF	HR	IBB	HB	WP	BK	AB	R	H	2B	3B	HR	RBI	AVG.
1985	St. Louis	5	3	1	0	1	0	0	0	0	0	0	0	0	.000
1986	St. Louis	4	2	0	0	1	0	2	0	1	0	0	0	0	.500
1987	Atlanta	10	4	1	0	1	0	0	0	0	0	0	0	0	.000
Totals		19	9	2	0	3	0	2	0	1	0	0	0	0	.500

BOEVER (continued)

BOEVER—DETAILED PITCHING STATISTICS

	1987							CAREER						
	W-L-S	ERA	G	IP	H	ER	SO	W-L-S	ERA	G	IP	H	ER	SO
Season	1-0-0	7.36	14	18.1	29	15	18	1-1-0	4.31	38	56.1	65	27	46
Home	0-0-0	7.20	7	10.0	15	8	9	0-1-0	3.73	18	31.1	37	13	21
Road	1-0-0	7.56	7	8.1	14	7	9	1-0-0	5.04	20	25.0	28	14	25
vs. Cin	0-0-0	9.00	1	1.0	2	1	2	0-0-0	9.00	1	1.0	2	1	2
Hou	0-0-0	10.50	4	6.0	11	7	5	0-0-0	10.00	6	9.0	16	10	8
LA	1-0-0	8.44	5	5.1	9	5	5	1-0-0	6.14	7	6.1	9	5	6
SD	0-0-0	0.00	1	1.0	2	0	1	0-0-0	0.00	1	1.0	2	0	1
SF	0-0-0	9.00	1	1.0	1	1	1	0-0-0	9.00	1	1.0	1	1	1
NL West	1-0-0	8.79	12	14.1	25	14	14	1-0-0	7.92	16	18.1	30	17	18
vs. Chi								0-0-0	1.54	7	11.2	9	2	11
Mtl	0-0-0	0.00	1	3.0	3	0	3	0-1-0	3.38	4	8.0	10	3	8
NY								0-0-0	1.69	2	5.1	4	1	0
Pha	0-0-0	9.00	1	1.0	1	1	1	0-0-0	3.38	6	8.0	8	3	8
Pit								0-0-0	1.80	3	5.0	4	1	1
StL														
NL East	0-0-0	2.25	2	4.0	4	1	4	0-1-0	2.37	22	38.0	35	10	28
Pre-ASG								0-1-0	1.74	10	20.2	18	4	6
Post-ASG	1-0-0	7.36	14	18.1	29	15	18	1-0-0	5.80	28	35.2	47	23	40
In Apl								0-0-0	0.00	1	1.0	1	0	2
May														
June														
July	0-0-0	15.00	3	3.0	6	5	1	0-0-0	9.00	6	5.0	7	5	2
August	0-0-0	6.48	6	8.1	12	6	10	0-0-0	5.71	12	17.1	23	11	21
Sept/Oct	1-0-0	5.14	5	7.0	11	4	7	1-1-0	3.00	19	33.0	34	11	21
Day	0-0-0	5.68	5	6.1	8	4	7	0-0-0	3.79	16	19.0	20	8	22
Night	1-0-0	8.25	9	12.0	21	11	11	1-1-0	4.58	22	37.1	45	19	24
Start														
Relief	1-0-0	7.36	14	18.1	29	15	18	1-1-0	4.31	38	56.1	65	27	46

BOEVER/M.L. FIELDING

Year	Pct	G	PO	A	E	TC	DP
1985	----	13	0	0	0	0	0
1986	1.000	11	1	2	0	3	0
1987	1.000	14	0	2	0	2	0
Totals	1.000	38	1	4	0	5	0

BOEVER CAREER HIGHS

MOST K'S: 4, 9/14/85 at Chi.;
 LONGEST SCORELESS STREAK:
 4.0 IP, 4/11-9/12/86; LONGEST
 WINNING STREAK: 1, 9/19/87;
 LONGEST LOSING STREAK: 1,
 9/12/86; LONGEST RELIEF
 APPEARANCE: 3.1 IP, 9/16/86 vs
 NY

OPENING AND CLOSING ROSTERS—1987

Following is the Braves' opening day roster on April 7, 1987 and the closing day roster October 4, 1987:

OPENING DAY

Pitchers(10)—Jim Acker, Paul Assenmacher, Jeff Dedmon, Gene Garber, Rick Mahler, Ed Olwine, Randy O'Neal, David Palmer, Charlie Puleo, Zane Smith, Bruce Sutter... Catchers(3)—Bruce Benedict, Ted Simmons, Ozzie Virgil... Infielders(6)—Damaso Garcia, Glenn Hubbard, Graig Nettles, Ken Oberkell, Gerald Perry, Rafael Ramirez, Andres Thomas... Outfielders(5)—Ken Griffey, Albert Hall, Dion James, Dale Murphy, Gary Roenicke.

CLOSING DAY

Pitchers(13)—Jim Acker, Paul Assenmacher, Joe Boever, Chuck Cary, Marty Clary, Kevin Coffman, Jeff Dedmon, Tom Glavine, Rich Mahler, Phil Niekro, Ed Olwine, David Palmer, Charlie Puleo, Pete Smith, Zane Smith, Bruce Sutter... Catchers(4)—Terry Bell, Bruce Benedict, Ted Simmons, Ozzie Virgil... Infielders(9)—Jeff Blauser, Ron Gant, Damaso Garcia, Glenn Hubbard, Graig Nettles, Ken Oberkell, Gerald Perry, Rafael Ramirez, Paul Runge, Andres Thomas... Outfielders(5)—Ken Griffey, Albert Hall, Dion James, Dale Murphy, Gary Roenicke.

Chuck Cary #36



POSITION: LHP
BATS: L **THROWS:** L
HT: 6'4" **WT:** 210

OPENING DAY AGE: 28
BORN: March 3, 1960, at Whittier, CA
RESIDES: San Ramon, CA
M.L. SERVICE: 1 + 022
CONTRACT STATUS: Signed thru '88

ACQUIRED: Traded to the Atlanta Braves, along with Randy O'Neal, by the Detroit Tigers in exchange for Terry Harper and Fred Tiburcio (January 27, 1987).

1987 SEASON: Spent most of his first season in the Atlanta organization with the AAA Richmond Braves, leading the club in strikeouts with 128... Allowed just 104 hits in his 106IP... Cary was recalled to Atlanta on September 1 and made his National League debut on September 2... Tossed 1 inning of hitless relief, fanning 2 Pirates... Fanned 15 in his 16.2 innings of work for the Atlanta Braves (13Gs)... Collected his first NL victory on September 30, tossing 1.1 innings of hitless relief to top Houston, 3-1... Collected his 1st NL save on September 22, tossing 4 scoreless frames vs. Houston (2H, 3Ks)... That was Chuck's longest outing w/the Braves... Was 1 of 3 in save situations... Opponent first batters faced hit .385 (5-13)... And 6 of 7 inherited runners scored.

PRO CAREER: 1986—Opened the '86 season with the Detroit Tigers; was optioned to AAA Nashville on June 16; recalled on September 2... Collected his 1st ML win on September 5 at Oakland... Allowed just one earned run in his final 8 appearances, covering 12.1IP... **1985**—Was AAA Nashville's appearance (48) and save (8) leader... Made ML debut August 22 at Oakland, earning his save by fanning 2 A's in 1 inning of work and preserving a 5-3 Tiger win... **1984**—Tied for Southern League lead in field pct by a pitcher (1.000)... '84 was last season as a starter (20 of 22 Gs as a starter)... **1983**—Split '83 between Birmingham and Evansville... Started all 17 Gs at Birmingham and was in relief in 14 of 15 Gs at Evansville... **1982**—Tossed a career-high 166 innings, allowing 162 hits and fanning 125... Set personal marks with 8 wins and 14 losses... **1981**—Began pro career in Macon, going 5-5 w/a 2.59ERA in 13 starts... Was originally a 7th round selection of the Detroit Tigers in the 1981 June Draft.

PERSONAL/MISC.: Full name CHARLES DOUGLAS CARY... Married to the former Katherine Fletcher... Resides in San Ramon, CA... Attended the University of California at Berkeley... Graduated from California High School in San Ramon.

CARY'S CAREER RECORD

YR	CLUB	-L	ERA	G	GS	CG	SHO	SV	IP	H	R	ER	BB	SO
81	Macon	5-5	2.59	13	13	4	0	0	87	77	32	25	19	55
82	Birmingham	8-14	4.17	28	28	5	1	0	166	162	93	77	64	125
83	Birmingham	6-8	3.68	17	17	5	1	0	105	103	50	42	42	69
	Evansville	1-1	4.41	15	1	0	0	1	16	21	10	8	8	8
84	Birmingham	6-4	4.82	22	20	1	0	0	108	118	61	58	46	62
85	Nashville	2-1	3.00	48	0	0	0	8	66	55	27	22	27	54
	Detroit	0-1	3.42	16	0	0	0	2	23.2	16	9	9	8	22
86	Detroit	1-2	3.41	22	0	0	0	0	31.2	33	18	12	15	21
	Nashville	1-4	5.47	22	0	0	0	0	26	29	21	16	15	19
87	Richmond	4-6	4.68	40	9	1	0	3	105.2	104	64	55	43	127
	ATLANTA	1-1	3.78	13	0	0	0	1	16.2	17	7	7	4	15
	Minor Totals	33-43	4.01	205	88	16	2	12	679.2	669	358	303	264	519
	A.L. Totals	1-3	3.42	38	0	0	0	2	55.1	49	27	21	23	43
	N.L. TOTALS	1-1	3.78	13	0	0	0	1	16.2	17	7	7	4	15
	Atlanta Totals	1-1	3.78	13	0	0	0	1	16.2	17	7	7	4	15
	M.L. Totals	2-4	3.50	51	0	0	0	3	72.0	66	34	28	27	58

CARY (continued)

CARY'S CAREER TRANSACTIONS

- Selected by Detroit Tigers in seventh round of free agent draft, June 8, 1981.
- Traded to the Atlanta Braves, along with Randy O'Neal, by the Detroit Tigers in exchange for Terry Harper and Fred Tiburcio on January 27, 1987.

—Pitching—

—Batting—

Year	Club	GF	HR	IBB	HB	WP	BK	AB	R	H	2B	3B	HR	RBI	AVG.
1985	Det	6	2	1	2	0	0								
1986	Det	6	3	4	0	1	1								
1987	Atl	6	3	3	1	1	0	1	0	0	0	0	0	0	.000
Career Totals		18	8	8	3	2	1	1	0	0	0	0	0	0	.000

CARY—DETAILED PITCHING STATISTICS

Season	1987							CAREER						
	W-L-S	ERA	G	IP	H	ER	SO	W-L-S	ERA	G	IP	H	ER	SO
Season	1-1-1	3.78	13	16.2	17	7	15	2-4-3	3.50	51	72.0	66	28	58
Home	0-1-0	5.40	7	10.0	13	6	8	0-2-1	3.34	24	35.0	33	13	26
Road	1-0-0	1.35	6	6.2	4	1	7	2-2-2	3.65	27	37.0	33	15	32
vs. Cin	0-0-0	13.50	1	2.0	3	3	1	0-0-0	13.50	1	2.0	3	3	1
Hou	1-0-1	0.00	3	5.2	3	0	5	1-0-1	0.00	3	5.2	3	0	5
LA	0-0-0	6.00	2	3.0	4	2	1	0-0-0	6.00	2	3.0	4	2	1
SD	0-0-0	—	1	0.0	1	0	0	0-0-0	—	1	0.0	1	0	0
SF	0-1-0	4.50	4	4.0	5	2	4	0-1-0	4.50	4	4.0	5	2	4
NL West	1-1-1	4.30	11	14.2	16	7	11	1-1-1	4.30	11	14.2	16	7	11
vs. Chi														
Mtl	0-0-0	0.00	1	1.0	1	0	2	0-0-0	0.00	1	1.0	1	0	2
NY														
Pha														
Pit	0-0-0	0.00	1	1.0	0	0	2	0-0-0	0.00	1	1.0	0	0	2
StL														
NL East	0-0-0	0.00	2	2.0	1	0	4	0-0-0	0.00	2	2.0	1	0	4
Pre-ASG								0-2-0	3.64	19	29.2	31	12	20
Post-ASG	1-1-1	3.78	13	16.2	17	7	15	2-2-3	3.40	32	42.1	35	16	38
In Apl								0-0-0	1.80	7	10.0	11	2	3
May								0-1-0	4.70	6	7.2	7	4	5
June								0-1-0	4.50	6	12.0	13	6	12
July														
August								0-0-1	2.84	6	6.1	2	2	6
Sept/Oct	1-1-1	3.78	13	16.2	17	7	15	2-2-2	3.50	26	36.0	33	14	32
Day	0-1-0	6.00	5	6.0	9	4	4	0-2-0	4.57	16	21.2	31	11	15
Night	1-0-1	2.53	8	10.2	8	3	11	2-2-3	3.04	35	50.1	35	17	43
Start														
Relief	1-1-1	3.78	13	16.2	17	7	15	2-4-3	3.50	51	72.0	66	28	58

CARY/M.L. FIELDING

Year	Pct	G	PO	A	E	TC	DP
1985	1.000	16	0	2	0	2	0
1986	1.000	22	4	1	0	5	0
1987	1.000	13	1	3	0	4	0
Totals	1.000	51	5	6	0	11	0

CARY CAREER HIGHS

MOST K'S: 7, 6/2 vs Oak.; LONGEST SCORELESS STREAK: 10.0 IP, 4/10-4/22/86; LONGEST WINNING STREAK: 1, two times; LONGEST LOSING STREAK: 2, 5/30-6/15/86; LONGEST RELIEF APPEARANCE: 5.1 IP, 6/2/86 vs. Oak.

Marty Clary #48

(Non-Roster Invitee)



POSITION: RHP
BATS: R **THROWS:** R
HT: 6'4" **WT:** 195

OPENING DAY AGE: 26
BORN: April 3, 1962, at Detroit, MI
RESIDES: Greenville, SC
M.L. SERVICE: 0 + 031
CONTRACT STATUS: Signed thru '88

ACQUIRED: Was the Braves' first selection (third round) of the 1983 June Draft ... Signed by scout Stu Cann.

1987 SEASON: Led the AAA Richmond Braves in wins (11) and starts (26), was 2nd in CGs (5) and innings pitched (178), and T#3 with 91 strikeouts ... Earned a September promotion to Atlanta on that effort (Sept. 4), his first taste of Major League action. Appeared in 7 games for Atlanta including 1 start ... Made his ML Debut on Sept. 5 vs Expos, pitching 2 scoreless relief innings (2H).

PRO CAREER: 1986—Was 2nd on Richmond staff in starts (22) ... Fired two 3-hitters and a 1-hitter in three consecutive starts in August ... Allowed just 1 earned run in the 27IP ... **1985**—Led the AAA Braves staff in starts (25) and was second on the club with his 8 wins and 157 innings of work ... **1984**—Topped Southern League pitchers in starts (30), was 3rd in strikeouts (125), tied for 4th in wins (14), 5th in innings pitched (186), and 9th in ERA (3.19) ... Tossed a 3-hitter at Memphis on July 14 (G1), winning 2-0 ... Fanned six or more 9 times for Greenville in '84 ... **1983**—Began pro career at Durham.

PERSONAL/MISC.: Full name MARTIN KEITH CLARY ... Married the former Ginger Harris ... Resides in Greenville, SC ... Attended Northwestern University and won All-Big Ten honors as a junior for the Wildcats ... Was a 1980 graduate of Clawson (MI) High School where he was a three-sport star ... Was All-State in hoops two seasons and All-State honorable mention in baseball junior year.

CLARY'S CAREER RECORD

YR	CLUB	W-L	ERA	G	GS	CG	SHO	SV	IP	H	R	ER	BB	SO
83	Durham	3-8	5.02	15	14	2	1	0	90.0	101	65	50	39	58
84	Greenville	14-9	3.19	30	30	5	2	0	186.0	172	77	66	82	125
85	Richmond	8-12	4.19	26	25	0	0	0	156.2	155	81	73	77	76
86	Richmond	7-6	4.35	24	22	3	1	0	132.1	118	72	67	82	56
87	Richmond	11-10	3.74	26	26	5	0	0	178.0	180	86	74	75	91
	ATLANTA	0-1	6.14	7	1	0	0	0	14.2	20	13	10	4	7
	Minor Totals	43-45	3.96	121	117	15	4	0	743	726	381	327	355	406
	A.L. Totals	—	—	—	—	—	—	—	—	—	—	—	—	—
	N.L. Totals	0-1	6.14	7	1	0	0	0	14.2	20	13	10	4	7
	Atlanta Totals	0-1	6.14	7	1	0	0	0	14.2	20	13	10	4	7
	M.L. Totals	0-1	6.14	7	1	0	0	0	14.2	20	13	10	4	7

—Selected by the Braves in the third round of the June, 1983 free-agent draft.

BRAVE BITS

DID YOU KNOW ... Ted Turner is not the first Southerner to own the Braves. The Dovey brothers from South Carolina owned them from 1906 through 1909. The team was called the Doves.

Kevin Coffman #43



POSITION: RHP
BATS: R **THROWS:** R
HT: 6'3" **WT:** 206

OPENING DAY AGE: 23
BORN: January 19, 1965, at Austin, TX
RESIDES: Victoria, TX
M.L. SERVICE: 0 + 034
CONTRACT STATUS: Signed thru 1988

ACQUIRED: Was the Braves' 9th pick (11th round) of the 1983 June Draft ... Signed by scout Charlie Smith.

1987 SEASON: The 22-year old righthander made the jump from AA Greenville to Atlanta in 1987 ... Posted an 11-11 slate and 4.51 ERA for the AA Braves, ranking 2nd in the Southern League in starts (30) and strikeouts (153) and 3rd in IP (181.2) ... Enjoyed his best month in August, posting a 2-1 mark and 3.31 ERA in 32.2IP (30H, 13R/12ER, 15BB & 28Ks) ... Fanned 10 twice during August ... Was promoted to the Majors on September 1, and made his Major League debut on September 5, dropping a 4-1 decision to Montreal (3.2IP, 7H, 4R) ... Lost his first 3 ML decisions (Braves scored a total of 3 runs in the 3Gs) ... Rebounded to win his final 2 efforts of '87 ... Posted his 1st ML victory on September 22 vs Houston, 6-2, tossing 5 frames (4H, 2R/1ER, 5BB & 2Ks) ... Beat the NL West Champion SF Giants, 6-4, on October 2 for win #2 (6IP, 4H, 1R, 4Ks).

PRO CAREER: 1986—Split the '86 season between Class A Sumter and Durham, and AA Greenville, going a combined 14-9 and fanning 170 in 176.1 IP ... Started all 29 Gs he appeared in ... Tossed a 1-hitter vs Florence on July 21 and a 2-hit SHO at Savannah on July 27, winning both games ... Was tied for 9th in the SAL w/a 3.07ERA ... Was 2nd on Sumter's staff w/10 wins and 120 Ks ... **1985**—Spent all but 4 innings at Sumter in '85, holding the opposition to a .190 BA ... Was used in relief and allowed just 42 hits in 63 IP for Sumter ... Tossed a one-hitter at Spartanburg on August 18, winning 6-1 ... On July 29 vs Macon, collected his lone hit of the season—a grand slam ... **1984**—Was strictly a starter in '84, making 18 starts between Anderson and Pulaski ... **1983**—Began his pro career at Bradenton in '83 ... Coffman was an outfielder prior to his draft by the Braves, although he had pitched two games in high school.

PERSONAL/MISC.: Full name KEVIN REESE COFFMAN ... Single ... Resides in Victoria, TX ... Graduated from Victoria (TX) High School in '83 where he won five letters in baseball and football ... Was a first team All-District outfielder ... Was a classmate of Braves second baseman Ronnie Gant.

COFFMAN'S CAREER RECORD

YR	CLUB	W-L	ERA	G	GS	CG	SHO	SV	IP	H	R	ER	BB	SO
83	Brad	2-4	6.59	6	6	1	0	0	29	27	29	21	39	25
84	Anderson	1-4	4.68	7	7	0	0	0	33	37	23	17	26	23
	Pulaski	1-4	4.13	11	7	0	0	0	48	41	26	22	33	41
85	Durham	0-1	10.38	3	0	0	0	0	4	4	5	5	11	1
	Sumter	1-3	3.16	24	4	1	0	3	63	42	25	22	26	43
86	Sumter	10-3	3.07	18	18	3	2	0	114.1	99	56	39	64	120
	Durham	1-2	7.43	3	3	0	0	0	13.1	11	12	11	17	7
	Greenville	3-4	4.44	8	8	0	0	0	48.2	43	24	24	30	43
87	Greenville	11-11	4.51	30	30	1	0	0	181.2	162	103	91	130	153
	ATLANTA	2-3	4.62	5	5	0	0	0	25.1	31	14	13	22	14
Minor Totals		30-36	4.24	110	83	6	2	3	535	466	303	252	376	456
A.L. Totals		—	—	—	—	—	—	—	—	—	—	—	—	—
N.L. Totals		2-3	4.62	5	5	0	0	0	25.1	31	14	13	22	14
Atlanta Totals		2-3	4.62	5	5	0	0	0	25.1	31	14	13	22	14
M.L. Totals		2-3	4.62	5	5	0	0	0	25.1	31	14	13	22	14

COFFMAN (continued)

COFFMAN'S CAREER TRANSACTIONS

—Selected ninth by Atlanta Braves in the 11th round of 1983 June free-agent draft.

—Pitching—

—Batting—

Year	Club	GF	HR	IBB	HB	WP	BK	AB	R	H	2B	3B	HR	RBI	AVG.
1987	Atl	0	2	0	1	0	0	10	0	1	0	0	0	0	.100
Totals		0	2	0	1	0	0	10	0	1	0	0	0	0	.100

COFFMAN—DETAILED PITCHING STATISTICS

Season	1987							CAREER						
	W-L-S	ERA	G	IP	H	ER	SO	W-L-S	ERA	G	IP	H	ER	SO
Season	2-3-0	4.62	5	25.1	31	13	14	2-3-0	4.62	5	25.1	31	13	14
Home	1-2-0	6.59	3	13.2	21	10	6	1-2-0	6.59	3	13.2	21	10	6
Road	1-1-0	2.31	2	11.2	10	3	8	1-1-0	2.31	2	11.2	10	3	8
vs. Cin	_____							_____						
Hou	1-0-0	1.80	1	5.0	4	1	2	1-0-0	1.80	1	5.0	4	1	2
LA	0-1-0	9.00	1	5.0	10	5	1	0-1-0	9.00	1	5.0	10	5	1
SD	0-1-0	3.18	1	5.2	6	2	4	0-1-0	3.18	1	5.2	6	2	4
SF	1-0-0	1.50	1	6.0	4	1	4	1-0-0	1.50	1	6.0	4	1	4
NL West	2-2-0	3.74	4	21.2	24	9	11	2-2-0	3.74	4	21.2	24	9	11
vs. Chi	_____							_____						
Mtl	0-1-0	9.82	1	3.2	7	4	3	0-1-0	9.82	1	3.2	7	4	3
NY	_____							_____						
Pha	_____							_____						
Pit	_____							_____						
StL	_____							_____						
NL East	0-1-0	9.82	1	3.2	7	4	3	0-1-0	9.82	1	3.2	7	4	3
Pre-ASG	_____							_____						
Post-ASG	2-3-0	4.62	5	25.1	31	13	14	2-3-0	4.62	5	25.1	31	13	14
In Apl	_____							_____						
May	_____							_____						
June	_____							_____						
July	_____							_____						
August	_____							_____						
Sept/Oct	2-3-0	4.62	5	25.1	31	13	14	2-3-0	4.62	5	25.1	31	13	14
Day	_____							_____						
Night	2-3-0	4.62	5	25.1	31	13	14	2-3-0	4.62	5	25.1	31	13	14
Start	2-3-0	4.62	5	25.1	31	13	14	2-3-0	4.62	5	25.1	31	13	14
Relief	_____							_____						

COFFMAN/M.L. FIELDING

Year	Pct	G	PO	A	E	TC	DP
1987	1.000	5	1	9	0	10	1
Totals	1.000	5	1	9	0	10	1

COFFMAN CAREER HIGHS

MOST K'S: 4, two times, last 10/2/87 vs SF; LONGEST LOSING STREAK: 3 games, 9/5-9/16/87; LONGEST SCORELESS STREAK: 5.0 IP, three times, last 10/2/87 vs SF; LONGEST WINNING STREAK: 2 games, 9/22-10/2/87

BRAVE BITS

DID YOU KNOW ... Henry Aaron, #44, hit 44 HRs four times in his career.

Jeff Dedmon #49



POSITION: RHP
BATS: L **THROWS:** R
HT: 6'2" **WT:** 200

OPENING DAY AGE: 28
BORN: March 4, 1960, at Torrance, CA
RESIDES: Yorba Linda, CA
M.L. SERVICE: 4 + 012
CONTRACT STATUS: Signed thru '88

ACQUIRED: Selected by the Braves in the secondary phase of the 1980 June Draft ... Signed by scouts Bob Wadsworth and Herb Hippauf.

1987 SEASON: Appeared in 53 games for the Braves in '87, 2nd most on the club behind Jim Acker's 68, but the fewest for Dedmon since 1983 ... 3 of those 53 appearances were starts—all in late August—and his first starting assignments since 1982 at Class A Durham ... Opponents hit .234 (67-295) off Dedmon ... Was 4 of 14 in save situations ... Opponent first batters faced hit .342 (13-38) and 16 of 37 inherited runners scored ... His best stretches were a 6-G span in June where he did not allow a run in 12.2IP and a 6-G span in July where he tossed a scoreless 10 IP.

PRO CAREER: **1986**—Was 1 of 13 NL relievers w/50 or more appearances and an ERA under 3.00 ... Posted 2.62ERA from June 10 to the end of season ... In that span, covering 75.1IP, he allowed just 22 earned runs and 66H ... Set personal highs in IP (99.2) and strikeouts (58) ... **1985**—Had two different seasons in '85, posting a fine 2.45ERA during the 1st half, but a 5.52ERA after the All-Star Break ... Enjoyed an 11-G, 13.2 scoreless inning streak from June 2 to July 2 ... Retired the first batter he faced 43 of 60 times and allowed just 14 of his 50 inherited runners to score ... **1984**—Was 2nd on the Braves in appearances (54) and owned the 3rd best winning percentage among Braves relievers ... Did not allow a run in his first 16.1 innings of work in '84 (covering 9Gs) ... Posted his 1st ML save during that span, a 3.2 scoreless inning string at San Diego on April 14 ... Collected his first ML win on May 6 at Montreal ... **1983**—Made his ML debut on September 2, tossing 1 scoreless inning vs the Pirates ... Led the AAA Richmond Braves w/10 saves (4th in the IL), despite playing there just two months ... Had a string of 7 saves in 7 outings before being promoted to Atlanta ... **1982**—Was used in relief for the first time in '82 ... Ranked 3rd in the Carolina League w/a 2.74ERA ... **1981**—Spent the whole season at Durham, tossing 165 innings, the most in his career ... **1980**—Began pro career at Bradenton and Anderson, tossing a combined 75 innings and allowing 65H ... Was drafted three times before signing w/the Braves—1st by Houston in the 1st round (7th player overall) of the 1979 January Draft; 2nd by Oakland in the secondary phase of the 1979 June Draft; and 3rd by the SF Giants in the secondary phase of the 1980 January Draft.

PERSONAL/MISC.: Full name JEFFREY LINDEN DEDMON ... Married the former Wilma Labasan (Nov. 21, 1981) ... Two Children: Kristen Rachel (11/19/85) and Corey Alan (12/22/87) ... Resides in Yorba Linda, CA ... Graduated from West Los Angeles Community College (1980) and from Narbonne (Harbor City, CA) High School in 1977.

BRAVE BITS

DID YOU KNOW ... Babe Ruth and Cy Young both finished their careers with the Braves.

DEDMON (continued)

DEDMON'S CAREER RECORD

YR	CLUB	W-L	ERA	G	GS	CG	SHO	SV	IP	H	R	ER	BB	SO
80	Bradenton	3-4	2.95	10	9	2	0	0	64	55	26	21	11	28
	Anderson	1-0	0.82	2	1	1	0	0	11	10	3	1	3	8
81	Durham	7-8	4.31	28	27	6	3	0	165	178	97	79	50	115
82	Durham	5-6	2.74	31	14	4	1	2	121	113	57	37	54	102
83	Savannah	4-1	2.88	21	0	0	0	3	50	46	18	16	16	26
	Richmond	2-2	1.75	21	0	0	0	10	36	28	9	7	14	33
	ATLANTA	0-0	13.50	5	0	0	0	0	4	10	6	6	0	3
84	ATLANTA	4-3	3.78	54	0	0	0	4	81	86	39	34	35	51
	Richmond	1-2	8.10	6	0	0	0	0	10	11	10	9	13	10
85	Richmond	1-1	1.50	10	0	0	0	5	12.0	12	2	2	3	7
	ATLANTA	6-3	4.08	60	0	0	0	0	86.0	84	52	39	49	41
86	ATLANTA	6-6	2.98	57	0	0	0	3	99.2	90	43	33	39	58
87	ATLANTA	3-4	3.91	53	3	0	0	4	89.2	82	46	39	42	40
Minor Totals		24-24		129	51	13	4	20	469	453	222	172	164	329
A.L. Totals		—	—	—	—	—	—	—	—	—	—	—	—	—
N.L. TOTALS		19-16	3.77	229	3	0	0	11	360.1	352	186	151	167	193
Atlanta Totals		19-16	3.77	229	3	0	0	11	360.1	352	186	151	167	193
M.L. Totals		19-16	3.77	229	3	0	0	11	360.1	352	186	151	167	193

DEDMON'S CAREER TRANSACTIONS

- Selected by Houston Astros in 1st round (seventh player selected), of free-agent draft, January 9, 1979.
- Selected by Oakland A's in secondary phase of free-agent draft, June 5, 1979.
- Selected by San Francisco Giants in secondary phase of free-agent draft, January 8, 1980.
- Selected by Atlanta Braves in secondary phase of free-agent draft, June 3, 1980.

—Pitching—

—Batting—

Year	Club	GF	HR	IBB	HB	WP	BK	AB	R	H	2B	3B	HR	RBI	AVG.
1983	Atl	0	1	0	0	0	0	0	0	0	0	0	0	0	—
1984	Atl	19	5	9	2	3	0	6	0	0	0	0	0	0	.000
1985	Atl	15	8	14	1	2	1	9	0	1	0	0	0	1	.111
1986	Atl	22	8	5	4	3	2	16	2	2	0	0	0	1	.125
1987	Atl	14	8	1	1	2	1	16	2	4	1	0	0	0	.250
Totals		70	30	29	8	10	4	47	4	7	1	0	0	2	.149

BASEBALL FIRSTS

The Boston Braves played in the very first extra-inning game in major league history when they lost to Hartford 3-2 in 10 innings on April 29, 1876... The Braves' franchise is also listed in the record book of major league firsts for having the first bespectacled player in the game, William H. White, a pitcher for Boston in 1877... Robert L. Lowe of the Boston Braves became major league baseball's first player to hit 4 home runs in a single 9-inning game when he accomplished it on May 30, 1894.

DEDMON (continued)

DEDMON—DETAILED PITCHING STATISTICS

	1987							CAREER						
	W-L-S	ERA	G	IP	H	ER	SO	W-L-S	ERA	G	IP	H	ER	SO
Season	3-4-4	3.91	53	89.2	82	39	40	19-16-11	3.77	229	360.1	352	151	193
Home	2-1-3	3.83	29	44.2	43	19	21	9-6-6	3.45	124	193.0	193	74	107
Road	1-3-1	4.00	24	45.0	39	20	19	10-10-5	4.14	105	167.1	159	77	86
vs. Cin	0-0-1	3.75	6	12.0	7	5	7	0-2-1	3.20	25	39.1	32	14	23
Hou	0-0-1	5.14	5	7.0	8	4	1	2-0-1	4.56	19	27.2	28	14	11
LA	0-0-0	0.00	8	14.1	10	0	9	3-1-1	1.91	25	47.0	35	10	30
SD	0-1-0	6.52	5	9.2	11	7	5	1-3-1	2.61	22	38.0	38	11	23
SF	0-0-0	13.50	5	4.0	7	6	2	2-2-0	6.21	30	37.2	45	26	17
NL West	0-1-2	4.21	29	47.0	43	22	24	8-8-4	3.56	121	189.2	178	75	104
vs. Chi	0-1-0	6.08	5	13.1	16	9	6	4-1-0	4.78	21	37.2	42	20	18
Mtl	0-0-1	0.00	5	6.0	5	0	2	1-1-2	3.21	20	28.0	32	10	15
NY	1-1-0	9.00	4	2.0	5	2	1	1-3-1	3.94	22	32.0	31	14	19
Pha	1-0-0	0.00	3	7.1	2	0	2	2-1-0	2.31	13	23.1	24	6	14
Pit	1-1-1	3.24	4	8.1	7	3	3	3-2-3	4.50	18	28.0	29	14	14
StL	0-0-0	4.76	3	5.2	4	3	2	0-0-1	4.99	14	21.2	16	12	9
NL East	3-3-2	3.59	24	42.2	39	17	16	11-8-7	4.01	108	170.2	167	76	89
Pre-ASG	3-3-4	2.81	33	57.2	42	18	27	12-8-10	3.25	120	199.1	181	72	118
Post-ASG	0-1-0	5.91	20	32.0	40	21	13	7-8-1	4.42	109	161.0	171	79	75
In Apl	0-0-0	6.75	8	10.2	10	8	4	0-1-2	4.21	23	36.1	34	17	27
May	2-1-2	2.25	12	20.0	15	5	7	8-1-5	3.62	41	69.2	66	28	36
June	0-1-2	1.42	9	19.0	12	3	12	3-3-3	2.34	37	61.2	43	12	35
July	1-1-0	1.35	8	13.1	11	2	4	2-4-0	3.18	42	65.0	68	23	33
August	0-1-0	8.00	8	18.0	24	16	9	3-4-0	5.31	37	50.2	67	34	33
Sept/Oct	0-0-0	5.20	8	8.2	10	5	4	3-1-0	6.09	49	67.0	74	37	29
Day	1-1-1	6.16	21	30.2	40	21	15	7-4-4	4.49	77	116.1	113	58	60
Night	2-3-3	2.75	32	59.0	42	18	25	12-12-7	3.43	152	244.0	239	93	133
Start	0-1-0	10.80	3	8.1	15	10	4	0-1-0	10.80	3	8.1	15	10	4
Relief	3-3-4	3.21	50	81.1	67	29	36	19-15-11	3.61	226	352.0	337	141	189

DEDMON/M.L. FIELDING

Year	Pct	G	PO	A	E	TC	DP
1983	1.000	5	1	1	0	2	0
1984	.960	54	2	22	1	25	1
1985	.947	60	9	27	2	38	4
1986	.939	57	9	22	2	33	1
1987	1.000	53	10	17	0	27	1
Totals	.960	229	31	89	5	125	7

DEDMON CAREER HIGHS

MOST K'S: 5, 9/20/85 vs SD;
LONGEST SCORELESS STREAK:
15.2 IP, 6/7-6/27/87; LONGEST
WINNING STREAK: 4 games,
5/16-6/26/85; LONGEST LOSING
STREAK: 3 games, two times, last
5/24-7/7/87; LONGEST RELIEF
APPEARANCE: 4.1 IP, two times,
last 9/10/85

BRAVE BITS

DID YOU KNOW ... Warren Spahn and Lew Burdette threw no-hitters less than one month apart in 1960.

Andrew Denson #54

(Non-Roster Invitee)



POSITION: IF
BATS: R **THROWS:** R
HT: 6'5" **WT:** 210

OPENING DAY AGE: 22
BORN: November 16, 1965, at Cincinnati, OH
RESIDES: Cincinnati, OH
M.L. SERVICE: 0 + 000
CONTRACT STATUS: Signed thru '88

ACQUIRED: Was the Braves' #1 selection (19th player chosen overall) in the 1983 June Draft ... Selected by scouts Harold Cronin and Bill Wight.

1987 SEASON: Spent the entire '87 season at Greenville, his first taste of AA action ... Power numbers increased over '86—hit 14 HRs (4 in '86) and 23 doubles (just 6 in '86) ... Had 55 RBIs, 32 more than in '86 and almost doubled his hit total.

PRO CAREER: 1986—Played in only 72 games at Durham in '86 due to a groin/abdominal pull ... 1985—Earned South Atlantic League All-Star honors ... Finished 9th in the SAL in batting (.300) ... Had 30 multi-hit games and hit a grand slam on June 9 vs Savannah ... 1984—Was named to the Topps' All-Rookie Team ... Was also named Topps' Player of the Month in the Gulf Coast League in July and August ... Led league in batting (.322), hits (77), doubles (20), total bases (133), RBIs (45), slugging pct (.556) and was T#1 in HRs (10) ... Was also 3rd in ABs (329) and runs scored (43); T4th in Gs (62) and T5 in GW-RBIs (5) ... Hit grand slam against Sarasota on July 7 ... Had 25 multi-hit games and hit 2 HRs in a game twice.

PERSONAL/MISC.: Full name ANDREW DENSON ... Single ... Resides in Cincinnati, OH ... Was a 1984 graduate of Purcell Marian HS in Cincinnati, OH, where he played baseball and basketball ... Was named to various local baseball All-Star teams, named County Player of the Year and named All-American his senior season.

DENSON'S CAREER RECORD

YR	CLUB	AVG	G	AB	R	H	2B	3B	HR	RBI	BB	SO	SB
84	Bradenton	.332	62	239	43	77	20	3	10	45	17	17	5
85	Sumter	.300	111	383	59	115	18	4	14	74	53	76	5
86	Durham	.234	72	231	31	54	6	3	4	23	25	46	6
87	Greenville	.219	128	447	54	98	23	1	14	55	33	93	1
Minor Totals		.265	373	1300	187	344	67	11	42	197	128	256	17

Todd Dewey #71

(Non-Roster Invitee)



POSITION: C
BATS: S **THROWS:** R
HT: 6'1" **WT:** 185

OPENING DAY AGE: 24
BORN: December 7, 1963, at Pomona, CA
RESIDES: Ventura, CA
M.L. SERVICE: 0 + 000
CONTRACT STATUS: Signed thru '88

DEWEY (continued)

ACQUIRED: Was the Braves' 5th selection in the 1985 June Draft ... Was signed by scout Jim Johnson.

1987 SEASON: The 3-year pro played the entire '87 season at AA Greenville ... Has advanced a classification in each of his three pro seasons ... Caught 82 of his 99 games played in '87 ... Also played 3B (10 Gs) and 1B (4 Gs) ... Matched his career high of 5 HRs, but was 3 shy of top RBI mark (38) ... Collected a career-best 76 hits.

PRO CAREER: 1986—Moved up from Pulaski to Durham and hit 5 HRs and drove in 38 runs in his 308 ABs ... Powered a grand slam HR vs Lynchburg on April 12 ... Led Carolina League catchers in fielding (.991) ... **1985**—Began his pro career at Pulaski, hitting .261 in 46 Gs.

PERSONAL/MISC.: Full name TODD ALAN DEWEY ... Single ... Resides in Ventura, CA ... Attended California Lutheran College in Thousand Oaks ... Earned All-District III NAIA baseball honors in '84 and '85 ... Was a 1981 graduate of Ventura (CA) HS where he participated in baseball, basketball, football and cross country ... Named to All-Ventura County baseball team in 1980 and '81.

DEWEY'S CAREER RECORD

YR	CLUB	AVG	G	AB	R	H	2B	3B	HR	RBI	BB	SO	SB
85	Pulaski	.261	46	138	14	36	4	1	2	18	18	24	1
86	Durham	.239	100	306	40	73	17	1	5	38	35	33	1
87	Greenville	.238	99	320	34	76	13	2	5	35	39	58	2
Minor Totals		.242	245	764	88	185	34	4	12	91	92	115	4

DEWEY'S CAREER TRANSACTIONS

—Braves' fifth selection in the 1985 June free-agent draft.

Tom Dozier #66

(Non-Roster Invitee)



POSITION: RHP
BATS: R **THROWS:** R
HT: 6'2" **WT:** 200

OPENING DAY AGE: 26
BORN: September 5, 1961, at San Pablo, CA
RESIDES: Richmond, CA
M.L. SERVICE: 0 + 027
CONTRACT STATUS: Signed thru '88

ACQUIRED: Signed with the Braves as a free agent (Nov. 11, 1987).

1987 SEASON: The 8-year pro posted a 12-7 slate and 3.95ERA for AAA Tacoma (A's) of the PCL ... His 12 wins were tied for tops on the Tacoma Tigers and tied for 3rd best in the PCL ... His 117 strikeouts and 153 innings pitched were 2nd best on the club, his 19 starts were T#3.

PRO CAREER: 1986—Began '86 at AAA Tacoma in short relief and fared well, posting a 2.08ERA through May ... Called up to Oakland on May 17 and remained thru June 2nd ... Made 4 appearances for a total of 6.1 IP for the A's ... Returned to Tacoma and suffered a groin pull that sidelined him for nearly a month ... Upon return, was inserted into starting rotation and allowed just 1 run in 5 of his 6 starts (1.18ER) ... Was 5-2 w/a 3.22ERA overall as a starter ... **1985**—Sidelined early in the season with an inflamed nerve in his right arm ... Joined Huntsville at mid-season and went 5-2 w/a 3.17ERA ... **1984**—Went 6-5 w/a 2.92ERA as he moved back to the bullpen for AA Albany ... Allowed just 74 hits in 89.1IP ... **1983**—Was used as a starter, going 11-7 w/a 2.94ERA and 109 strikeouts in 153 IP for St. Petersburg ... **1982**—Was named to Midwest League All-Star Team for posting an 11-6 slate, 1 save and a 4.20ERA ... **1981**—Split time between St. Petersburg and Gastonia ... Went 2-2/5.59ERA for St. Pete ... Was 1-0/1.47ERA in 11 appearances for Gastonia ... **1980**—Went 3-2 for Johnson City in his 2nd pro season ... **1979**—Began pro career at Johnson City ... Was originally the St. Louis Cardinals' 10th selection in the 1979 June Draft.

DOZIER (continued)

PERSONAL/MISC.: Full name THOMAS DEAN DOZIER (pronounced Doe-jur) ... Married the former Quentin Pruitt ... Two children: Kenyon and Jocelyn ... Resides in Richmond, CA ... Is a 1979 graduate of Richmond (CA) High School, where he lettered in baseball, basketball and football.

DOZIER'S CAREER RECORD

YR	CLUB	W-L	ERA	G	GS	CG	SHO	SV	IP	H	R	ER	BB	SO
79	Johnson City	1-3	5.14	11	7	0	0	0	35.0	48	28	20	15	12
80	Johnson City	3-2	4.95	11	8	1	0	0	40.0	38	25	22	14	19
81	St. Petersburg	2-2	5.59	15	2	0	0	0	37.0	38	23	23	21	13
	Gastonia	1-0	1.47	11	0	0	0	0	43.0	26	8	7	10	26
82	Springfield	11-6	4.20	26	18	3	0	1	133.0	131	74	62	52	87
83	St. Petersburg	11-7	2.94	26	24	3	0	0	153.0	133	63	50	60	109
	Springfield	0-0	1.35	1	1	0	0	0	6.2	3	2	1	5	9
84	Albany	6-5	2.92	44	5	1	0	8	89.1	74	37	29	34	57
85	Huntsville	5-2	3.17	12	8	3	1	0	59.2	42	28	21	26	54
	Tacoma	0-0	4.24	6	4	0	0	0	34.0	27	18	16	14	22
86	Tacoma	5-3	3.35	19	9	2	1	4	74.1	65	31	28	38	49
	Oakland	0-0	5.68	4	0	0	0	0	6.1	6	6	4	5	4
87	Tacoma	12-7	3.95	32	19	0	0	0	153	153	80	67	90	117
Minor Totals		57-37	3.63	214	105	13	2	13	858	778	417	346	379	574
A.L. Totals		0-0	5.68	4	0	0	0	0	6.1	6	6	4	5	4
N.L. Totals		—	—	—	—	—	—	—	—	—	—	—	—	—
Atlanta Totals		—	—	—	—	—	—	—	—	—	—	—	—	—
M.L. Totals		0-0	5.68	4	0	0	0	0	6.1	6	6	4	5	4

DOZIER'S CAREER TRANSACTIONS

- St. Louis Cardinals 10th selection in the 1979 June free-agent draft.
- Traded to Oakland A's with pitcher Jim Strichak in exchange for pitcher Steve Baker September 2, 1983
- Signed by the Braves as a free-agent (Nov. 11, 1987)

Gary Eave #61



POSITION: RHP
BATS: R **THROWS:** R
HT: 6'4" **WT:** 190

OPENING DAY AGE: 24
BORN: July 22, 1963, at Monroe, LA
RESIDES: Bastrop, LA
M.L. SERVICE: 0 + 000
CONTRACT STATUS: Signed thru '88

ACQUIRED: Was the Braves' 11th selection (12th round) in the 1985 June Draft.

1987 SEASON: Split the '87 season between Class A Durham and AA Greenville ... Began the campaign at Durham, starting 14 of his 16 games and striking out 82 in 87.1 innings of work ... The 82 Ks were 2nd on the Bulls ... Was promoted to AA Greenville and used strictly in relief (24 of 25 efforts in relief) ... Was 2nd on the club with 7 saves and allowed only 39H in 54.1IP ... Walked just 23 and fanned 52 for the AA Braves ... All total, Eave fanned 139 in 141.2IP in '87.

PRO CAREER: 1986—Enjoyed his first taste of Class A action, posting a 4-1 slate, 11 saves and a 2.82ERA in 25 relief efforts ... His 11 saves were #3 in the SAL ... Fanned 61 in just 47IP, allowing 34 hits ... Opposing hitters hit just .197 off Eave ... **1985**—Began pro career at Bradenton ... Combined w/teammate Bienvenido Mota to no-hit the White Sox of the Gulf Coast League on July 25 ... Had a 1.76 ERA in his six starts for Bradenton.

PERSONAL/MISC.: Full name GARY LOUIS EAVE ... Single ... Resides in Bastrop, LA ... Attended Grambling State University ... Is a 1981 graduate of Bastrop (LA) High School.

EAVE (continued)

EAVE'S CAREER RECORD

YR	CLUB	W-L	ERA	G	GS	CG	SHO	SV	IP	H	R	ER	BB	SO
85	Bradenton	2-1	1.76	6	6	0	0	0	31	28	7	6	8	21
86	Sumter	4-1	2.87	25	0	0	0	11	47	34	18	15	21	61
87	Durham	5-4	4.84	16	14	2	0	0	87.1	90	51	47	35	82
	Greenville	2-5	2.82	25	1	0	0	7	54.1	39	19	17	23	52
Minor Totals		13-11	3.48	72	21	2	0	18	219.2	191	95	85	87	216

—Selected by the Braves in the 12th round of the 1985 June draft.

Juan Eichelberger #79

(Non-Roster Invitee)



POSITION: RHP
BATS: R **THROWS:** R
HT: 6'3" **WT:** 205

OPENING DAY AGE: 34
BORN: October 21, 1953, at St. Louis, MO
RESIDES: Poway, CA
M.L. SERVICE: 3 + 163
CONTRACT STATUS: Signed thru '88

ACQUIRED: Signed by the Braves as a free agent (June 3, 1985).

1987 SEASON: Spent the entire 1987 season with AAA Richmond, posting the 3rd most wins (7) on the club despite pitching mainly in relief ... Made 40 appearances (31 in relief), tied for 3rd most on the club ... It was Eichelberger's 2nd straight 7-win season at Richmond as reliever ... Allowed just 105 hits in his 128 innings of work ... Collected 5 saves, 2nd best on the AAA Braves ... Fanned 86 and walked just 38 ... During the '87-'88 Winter League season, Eichelberger was 5-4 w/a 2.20ERA, allowing just 65 hits in 81.2IP for Lara (Venezuela).

PRO CAREER: 1986—Posted a combined 10-7 record for AA Greenville and AAA Richmond, his first full season in the Braves organization ... Also collected 8 saves in his 50 appearances, fanning 69 and allowing just 58 hits in his 67IP ... **1985**—Spent time with three organizations in '85, first signing with Pittsburgh on January 15 ... Was released by the Pirates on April 7 and signed by the independent Miami Marlins five days later ... Was 2-3 w/a 4.07ERA in 7 starts for Miami before being released on May 15 ... Signed by the Braves as a free agent on June 3 and assigned to AAA Richmond ... Was 4-1 w/a 3.00ERA in 17 relief efforts for the AAA Braves ... **1984**—Was signed by the Milwaukee Brewers on April 25, and spent the entire season w/the Brewers' top farm club Vancouver ... Was 8-11, but allowed fewer hits (136) than IP (139) ... **1983**—Played w/ Cleveland the entire season ... Tossed 2 consecutive complete games to start his AL career ... **1982**—Tossed a one-hitter on June 2 vs the Chicago Cubs ... **1981**—During the strike-shortened season, Eichelberger led the Padres staff in wins (8), starts (24), innings pitched (141) and strikeouts (81) ... **1980**—Was leading the PCL in strikeouts at the time of his promotion to the Padres ... **1979**—Ranked 2nd in the PCL in strikeouts (159) and shutouts (4); 4th in IP (195) and 7th w/a 2.77ERA ... **1978**—Earned a September promotion to the Padres, his first taste of the Major Leagues ... **1977**—Won a then-career best 12 games for Amarillo ... **1976**—Split the season between Amarillo and Reno; was 6-1 in 13 starts at Reno ... **1975**—Won 10 games at Reno and finished 3rd in the California League in ERA (2.77) ... Earned promotion to Alexandria that first pro season.

EICHELBERGER (continued)

PERSONAL/MISC.: Full name JUAN TYRONE EICHELBERGER ... Married (Juliette) ... Resides in Poway, CA ... Attended the University of California at Berkeley ... Was a 1971 graduate of Balboa HS in San Francisco, where he played baseball, football and soccer ... Was All-City in baseball and Honorable Mention in football.

EICHELBERGER'S CAREER RECORD

YR	CLUB	W-L	ERA	G	GS	CG	SHO	SV	IP	H	R	ER	BB	SO
75	Reno	10-4	2.77	16	16	7	1	0	117	105	52	36	54	92
	Alexandria	4-4	4.35	8	8	4	1	0	50	52	31	24	21	31
76	Amarillo	2-6	5.59	11	11	3	0	0	66	77	50	41	45	41
	Reno	6-1	3.54	13	13	4	0	0	89	71	48	35	63	77
77	Amarillo	12-7	4.10	25	24	7	1	0	163	177	90	74	77	92
78	Hawaii	8-13	4.50	26	26	9	2	0	156	143	95	78	113	106
	San Diego	0-0	12.00	3	0	0	0	0	3	4	4	4	2	2
79	Hawaii	13-9	3.37	28	27	14	4	0	195	151	79	73	137	159
	San Diego	1-1	3.43	3	3	1	0	0	21	15	10	8	11	12
80	Hawaii	7-3	3.51	11	11	2	0	0	77	56	35	30	49	62
	San Diego	4-2	3.64	15	13	0	0	0	89	73	41	36	55	43
81	San Diego	8-8	3.51	25	24	3	1	0	141	136	60	55	74	81
82	San Diego	7-14	4.20	31	24	8	0	0	178	171	98	83	51	74
83	Cleveland	4-11	4.90	28	15	2	0	0	134	132	80	73	59	56
84	Vancouver	8-11	4.96	25	22	6	1	0	139	136	84	77	75	91
85	Miami	2-3	4.07	7	7	1	0	0	42	50	31	19	23	40
	Richmond	4-1	3.00	17	0	0	0	3	21	20	7	7	7	15
86	Greenville	3-3	2.70	18	0	0	0	2	23	18	8	7	8	25
	Richmond	7-4	4.09	32	0	0	0	6	44	40	22	20	25	44
87	Richmond	7-5	3.38	40	9	2	1	5	127.2	105	53	48	38	86
Minor Totals		93-74	3.91	275	174	59	11	16	1309.2	1201	174	569	735	961
A.L. Totals		4-11	4.90	28	15	2	0	0	134	132	80	73	59	56
N.L. Totals		20-25	3.88	77	64	12	1	0	432	399	213	186	193	212
Atlanta Totals		—	—	—	—	—	—	—	—	—	—	—	—	—
M.L. Totals		24-36	4.11	105	79	14	1	0	566	531	293	259	252	268

EICHELBERGER'S CAREER TRANSACTIONS

- Selected by San Diego in the secondary phase of the 1975 January draft.
- Traded to Cleveland November 12, 1982 with Broderick Perkins for Ed Whitson.
- Released by Indians April 1, 1984.
- Signed as a free agent by Pittsburgh January 15, 1985.
- Released by Pittsburgh, April 7, 1985.
- Signed as a free agent by Miami (Independent) on April 12, 1985.
- Released by Miami on May 15, 1985.
- Signed by the Braves as a free agent, June 3, 1985.

Juan Espino #16

(Non-Roster Invitee)



POSITION: Catcher
BATS: R **THROWS:** R
HT: 6'1" **WT:** 190

OPENING DAY AGE: 32
BORN: March 16, 1955, at Bonao, DR
RESIDES: Bonao, DR
M.L. SERVICE: 1 + 016
CONTRACT STATUS: Signed thru '88

ESPINO (continued)

ACQUIRED: Was signed by the Braves as a free agent on December 4, 1987.

1987 SEASON: The 13-year pro spent the entire season at AAA Columbus, the NYY's top farm club ... Batted .229 w/2 HRs and 23 RBIs in 53 games ... It was Espino's 6th straight season of action at the AAA level.

PRO CAREER: 1986—Began season w/AAA Columbus Clippers and after hitting .302 w/5HRs and 21 RBIs in 53 Gs was recalled by NYY on August 1 when Butch Wynegar was placed on the DL ... Played 27 games for the NYY, all at catcher, more than his previous total ML experience ... Made 9 starts behind the plate ... **1985**—Began season at AAA Columbus and was promoted to NYY on June 21 ... Played in 6 games, 3 starts, for the Yanks ... Went 2-for-4 on June 23 at Detroit and 2-3 on June 26 at Baltimore ... Returned to Columbus on July 3rd; recalled to NYY on August 20 ... **1984**—After being in the NYY organization for 9 seasons, was sold to Cleveland ... Was International League All-Star catcher for AAA Maine, Indians' top farm team ... **1983**—Collected first ML hit on May 24 at California ... His lone ML HR came September 7th at Milwaukee off Jaime Cocanower ... Had career best 10 HRs w/AAA Columbus Clippers ... **1982**—Made ML Debut at start of '82 season, breaking camp with Yanks for first time in career ... Appeared in just 3 games, getting 2ABs, before being sent down to AAA Columbus ... **1981**—Clubbed a then-career 2nd best 7 HRs for Columbus ... **1980**—Split season between AA Nashville and AAA Columbus ... **1979**—Had career best 8 HRs and 44 RBIs for West Haven ... **1978**—Posted a .280 BA, tops in his career and stroked a career best 14 doubles ... Led Eastern League catchers w/a .987 fielding pct. ... **1977**—Spent entire season at Ft. Lauderdale ... **1976**—Hit .254 w/4 HRs and 20 RBIs in second pro season at Ft. Lauderdale ... **1975**—Began pro career at Oneonta, leading loop w/61 strikeouts ... Was signed by Epy Guerrero.

PERSONAL/MISC.: Full name JUAN REYES ESPINO.

ESPINO'S CAREER RECORD

YR	CLUB	AVG	G	AB	R	H	2B	3B	HR	RBI	BB	SO	SB
75	Oneonta	.229	48	157	24	36	5	5	2	23	26	61	1
76	Ft. Lauderdale	.254	39	118	18	30	5	3	4	20	11	28	1
77	Ft. Lauderdale	.199	52	141	8	28	8	0	0	16	14	36	0
78	West Haven	.280	82	261	32	73	14	0	6	37	24	62	3
79	West Haven	.236	95	296	40	70	11	1	8	44	30	69	1
80	Nashville	.161	17	56	3	9	1	0	0	9	3	13	0
	Columbus	.209	48	129	11	27	7	1	1	16	11	22	2
81	Columbus	.233	80	253	22	59	8	2	7	32	19	36	0
82	Yankees	.000	3	2	0	0	0	0	0	0	0	1	0
	Columbus	.282	54	163	30	46	10	1	3	27	21	24	1
83	Columbus	.280	77	211	35	59	10	1	10	42	41	34	0
	Yankees	.261	10	23	1	6	0	0	1	3	1	5	0
84	Maine	.251	97	327	38	82	6	1	7	41	36	64	0
85	Columbus	.250	74	224	30	56	11	0	3	20	22	36	0
	Yankees	.364	9	11	0	4	0	0	0	0	0	0	0
86	Columbus	.302	53	179	21	54	5	1	5	21	14	17	1
	Yankees	.162	27	37	1	6	2	0	0	5	2	9	0
87	Columbus	.229	53	153	13	35	10	0	2	23	18	24	0
Minor Totals		.249	869	2668	325	664	111	14	58	371	290	526	10
A.L. Totals		.219	49	73	2	16	2	0	1	8	3	15	0
N.L. Totals		—	—	—	—	—	—	—	—	—	—	—	—
Atlanta Totals		—	—	—	—	—	—	—	—	—	—	—	—
M.L. Totals		.219	49	73	2	16	2	0	1	8	3	15	0

M.L. GW-RBI: 1983 - 0; 1985 - 0; 1986 - 1; Total: 1

ESPINO'S CAREER TRANSACTIONS

- Signed as free agent by New York Yankees' organization, December 26, 1974.
- On disabled list, May 26 to June 9, 1976.
- On disabled list, August 3 to August 23, 1982.
- Sold to Cleveland Indians' organization, March 31, 1984.
- Sold to New York Yankees' organization, January 8, 1985.
- On disabled list, April 12 to 26 and May 24 to June 9, 1986.
- Signed as a free agent by the Braves, December 4, 1987

Ron Gant #5



POSITION: IF
BATS: R **THROWS:** R
HT: 6'0" **WT:** 172

OPENING DAY AGE: 23
BORN: March 2, 1965, Victoria, TX
RESIDES: Victoria, TX
M.L. SERVICE: 0 + 034
CONTRACT STATUS: Signed thru '88

ACQUIRED: Was the Braves' 2nd selection (4th round) in the 1983 June Draft ... Signed by scout Charlie Smith.

1987 SEASON: The 5th-year pro earned Southern League All-Star honors in his 1st taste of AA action ... Collected 82 RBIs and stole 24 bases for Greenville in 140 Gs ... Was promoted to the Major Leagues at the conclusion of the AA Braves' season (Sept 1) ... Made his ML Debut on Sept 6 as a pinch-hitter vs Montreal (struck out) ... Collected his 1st ML hit on September 8, a single off San Diego's Ed Whitson ... Clubbed his first HR off Houston's Nolan Ryan on September 24 in Atlanta; hit HR #2 off SF's Scott Garrelts on Oct 3 at Candlestick Park ... Gant hit safely in 14 of his 21 games w/Atlanta, including a 5-G hit string where he was 7-23 (.304) ... Showed outstanding speed and great range at second base.

PRO CAREER: ... **1986**—Was the ONLY Brave minor leaguer to hit 20 or more HRs, drive in 100 runs and score 100 runs ... Topped the Carolina League in HRs (36) and total bases (274); was 2nd in RBIs (102) and was 3rd in Gs (137), runs (108), triples (10) and at-bats (512) and 5th in doubles (31) ... For his effort, Gant earned Carolina League All-Star honors, Baseball America's Class A All-Star honors, Carolina League Utility Infielder of the Year and the Bill Lucas Award as Atlanta's Minor League Player of the Year ... **1985**—Had best year as pro, setting personal bests in most offensive departments, including HRs (7) and stolen bases (19) ... **1984**—Showed steady improvement in his 2nd year as a pro ... **1983**—Began career at Bradenton.

PERSONAL/MISC.: Full name RONALD EDWIN GANT ... Single ... Resides in Victoria, TX ... Graduated from Victoria (TX) High School where he played baseball and football ... Was MVP of the baseball team his senior season ... Was a classmate of Brave pitcher Kevin Coffman.

GANT'S CAREER RECORD

YR	CLUB	AVG	G	AB	R	H	2B	3B	HR	RBI	BB	SO	SB
83	Bradenton	.233	56	193	32	45	2	2	1	14	41	34	4
84	Anderson	.237	105	359	44	85	14	6	3	38	29	65	13
85	Sumter	.256	102	305	46	78	14	4	7	37	33	59	19
86	Durham	.277	137	512	108	142	31	10	26	102	78	85	35
87	Greenville	.247	140	527	78	130	27	3	14	82	59	91	24
	ATLANTA	.265	21	83	9	22	4	0	2	9	1	11	4
	Minor Totals	.253	540	1896	308	480	88	25	51	273	240	334	95
	A.L. Totals	—	—	—	—	—	—	—	—	—	—	—	—
	N.L. Totals	.265	21	83	9	22	4	0	2	9	1	11	4
	Atlanta Totals	.265	21	83	9	22	4	0	2	9	1	11	4
	M.L. Totals	.265	21	83	9	22	4	0	2	9	1	11	4

GANT'S CAREER TRANSACTIONS

—Selected by Atlanta Braves as second choice (fourth round) in 1983 June draft.

GANT'S N.L. HOME RUNS BY BALLPARK

at Atlanta	1	at Houston	0	at New York	0	at St. Louis	0
at Chicago	0	at Los Angeles	0	at Philadelphia	0	at San Diego	0
at Cincinnati	0	at Montreal	0	at Pittsburgh	0	at San Francisco	1

GANT (continued)

GANT—DETAILED HITTING STATISTICS

	1987						CAREER				
	AVG.	G	AB	H	HR	RBI	AVG.	AB	H	HR	RBI
Season	.265	21	83	22	2	9	.265	83	22	2	9
Home	.289	10	38	11	1	3	.289	38	11	1	3
Road	.244	11	45	11	1	6	.244	45	11	1	6
vs. Cin	.222	3	9	2	0	1	.222	9	2	0	1
Hou	.273	5	22	6	1	2	.273	22	6	1	2
LA	.353	4	17	6	0	2	.353	17	6	0	2
SD	.333	3	12	4	0	0	.333	12	4	0	0
SF	.182	5	22	4	1	4	.182	22	4	1	4
NL West	.268	20	82	22	2	9	.268	82	22	2	9
vs. Chi											
Mtl	.000	1	1	0	0	0	.000	1	0	0	0
NY											
Pha											
Pit											
StL											
NL East	.000	1	1	0	0	0	.000	1	0	0	0
Pre-ASG											
Post-ASG	.265	21	83	22	2	9	.265	83	22	2	9
In Apl											
May											
June											
July											
August											
Sept/Oct	.265	21	83	22	2	9	.265	83	22	2	9
Day	.118	5	17	2	1	2	.118	17	2	1	2
Night	.303	16	66	20	1	7	.303	66	20	1	7
Grass	.261	17	69	18	2	8	.261	69	18	2	8
Turf	.286	4	14	4	0	1	.286	14	4	0	1
vs. RHP	.288	—	59	17	2	6	.288	59	17	2	6
LHP	.208	—	24	5	0	3	.208	24	5	0	3
Pinch Hitting	.000	—	1	0	0	0	.000	1	0	0	0

GANT/M.L. FIELDING							
Year	Pct	G	PO	A	E	TC	DP
1987	.972	20	45	59	3	107	17
Totals	.972	20	45	59	3	107	17

GANT CAREER HIGHS	
MOST HITS: 3, 9/19 vs LA: MOST RBI: 2, two times, MOST HR: 1, two times; MOST SB: 2, 9/20 vs LA: LONGEST BATTING STREAK: 5 games, 9/23-28	

Damaso Garcia #18



POSITION: IF
 BATS: R THROWS: R
 HT: 6'0" WT: 185

OPENING DAY AGE: 31
 BORN: February 7, 1957, at Moca, DR
 RESIDES: Moca, Dominican Republic
 M.L. SERVICE: 8 + 040
 CONTRACT STATUS: Signed thru '88

GARCIA (continued)

ACQUIRED: Traded to the Atlanta Braves, along w/Luis Leal, by the Toronto Blue Jays in exchange for Craig McMurtry (February 2, 1987).

1987 SEASON: Was sidelined the entire 1987 campaign with torn ligaments in his left knee ... Was first placed on the 15-Day DL on March 29, then transferred to the 21-Day DL on April 13 ... Was sent to AAA Richmond on the 20-Day rehab roster on June 29 ... And after just 1 at-bat for the AAA Braves, Garcia was recalled from the 20-day rehab roster ... Was activated on September 1, but did not see any action.

PRO CAREER: The two-time American League All-Star second baseman is the Toronto Blue Jays all-time leader in hits (1,028), at bats (3572), and stolen bases (194) ... Owns 5 16-G hitting streaks in his career ... **1986**—Reached the 1,000 hit plateau on July 10 vs Oakland and became the first Toronto Blue Jay to collect 1,000 hits on July 29 at KC ... Enjoyed a 16-G hit string from June 15 to July, batting .449 (31-89) w/8 RBI ... Tied ML record and set Blue Jays club mark w/a 4 double night on June 28 at NY ... Had a fielding pct of .985, highest ever by a second baseman with at least 100 Gs ... Fanned 3 times in 1 game on July 9 vs Seattle for the first time since June 7, 1983 ... Enjoyed a 4-RBI night on May 18 at Cleveland ... **1985**—Was named to The Sporting News AL All-Star team and the publication's first All-Latin team ... Was the winner of the Roberto Clemente Award given annually to the player "perpetuating the memory" of the 1st Latin Hall of Famer ... Set personal high with a 6-RBI night on May 10 vs Seattle ... Led Blue Jays in hits and struck out just once every 14.8 ABs ... **1984**—Named to the AL All-Star team for the first time ... Led Blue Jays in multi-hit games w/54 ... Was 6th in AL w/48 steals ... **1983**—Was among league leaders in BA (.307, 12th), stolen bases (31, 11th), and triples (6, 14th) ... Set Blue Jays record w/a 21-G hit streak from June 21 to July 16 ... Hit .307 to become the only second baseman in Majors to have back-to-back .300 seasons in '82 & '83 ... **1982**—Was Toronto's MVP as selected by the local BBWAA ... Went hitless in two successive games only once all year ... Named second sacker on The Sporting News AL Silver Slugger Team ... Established then club mark of 89 runs scored ... Was 2nd in AL w/54 steals, 6th in hits (185, then club mark) and BA (.310, then a club mark also), and 13th in the loop w/32 doubles (then club mark) ... **1981**—Spent most of season on DL as he broke 5th bone on right hand from an Ed Farmer pitch on Aug 21 ... **1980**—First full season in Majors after being traded from NY Yankees to Blue Jays ... Named Blue Jays Rookie-of-the-Year as selected by local BBWAA ... Assisted in 112 of an AL record-tying DPs by Toronto ... **1979**—Had the dubious distinction of becoming the first NY Yankee to hit into a triple play, September 21 at Toronto ... Started season at AAA ... **1978**—Made ML debut on June 25 and went 2-4 and scored all 3 runs in a 4-3 Tigers win ... **1977**—Had first taste of AA West Haven, setting personal high in w/53 RBIs ... **1976**—Led Florida State League in double plays with 83 and in total chances with 647 ... **1975**—Began pro career with Oneonta after signing w/ the NY Yankees on March 10 by Epy Guerrero.

PERSONAL/MISC.: Full name DAMASO DOMINGO GARCIA ... Married the former Haydee Benoed (1/28/78) ... Two Children: Sara Michelle (8/27/80) and Damaso, Jr. (1/18/85) ... Attended Madre y Maestra University in Santiago, DR ... Was a soccer star in high school and college ... In fact, he took a break from baseball to be a member of the Dominican National Soccer Team at the Pan-Am Games.

GARCIA'S CAREER RECORD

YR	CLUB	.AVG	G	AB	R	H	2B	3B	HR	RBI	BB	SO	SB
75	Oneonta	.268	50	157	28	42	4	2	0	17	20	37	8
76	Ft. Lauderdale	.265	124	412	55	109	22	4	1	41	30	60	18
77	West Haven	.265	129	445	62	118	13	9	0	53	35	60	8
78	Tacoma	.268	102	385	51	103	18	6	1	53	15	50	22
	New York (AL)	.195	18	41	5	8	0	0	0	1	2	6	1
79	Columbus	.271	39	118	18	32	1	0	1	3	7	22	16
79	New York (AL)	.263	11	38	3	10	1	0	0	4	0	2	2
80	Toronto	.278	140	543	50	151	30	7	4	46	15	55	13
81	Toronto	.252	64	250	24	63	8	1	1	13	9	32	13
82	Toronto	.310	147	597	89	185	32	3	5	42	28	44	54
83	Toronto	.307	131	525	84	161	23	6	3	38	24	34	31
84	Toronto	.284	152	633	79	180	32	5	5	46	16	46	46
85	Toronto	.282	146	600	70	169	25	4	8	65	15	41	28
86	Toronto	.281	122	424	57	119	22	0	6	46	13	32	9
87	ATLANTA					Injured				—			Did Not Play
	Minor Totals	.266	444	1517	214	404	58	21	3	167	107	229	72
	A.L. Totals	.286	931	3651	461	1056	173	26	32	301	115	292	197
	N.L. Totals	—	—	—	—	—	—	—	—	—	—	—	—
	Atlanta Totals	—	—	—	—	—	—	—	—	—	—	—	—
	M.L. Totals	.286	931	3651	461	1056	173	26	32	301	115	292	197

GARCIA (continued)

GARCIA'S CAREER TRANSACTIONS

- Signed as free agent by NYY (March 10, 1975)
- Traded with pitcher Paul Mirabella and first baseman Chris Chambliss to Toronto Blue Jays for pitcher Tom Underwood, catcher Rick Cerone and outfielder Ted Wilborn, November 1, 1979.
- Traded to Atlanta, along with Luis Leal, by Toronto in exchange for Craig McMurtry (Feb. 2, 1987).

GARCIA'S CHAMPIONSHIP SERIES RECORD

YR	CLUB	.AVG	G	AB	R	H	2B	3B	HR	RBI	BB	SO	SB
85	Toronto	.233	7	30	4	7	4	0	0	1	3	3	0

GARCIA'S ALL STAR GAME RECORD

YR	CLUB/SITE	.AVG	G	AB	R	H	2B	3B	HR	RBI	BB	SO	SB
84	A.L. at S.F.	.000	1	1	0	0	0	0	0	0	0	0	0
85	A.L. at Minn.	.500	1	2	0	1	0	0	0	0	0	0	0

GARCIA—DETAILED HITTING STATISTICS

	1987						CAREER				
	AVG.	G	AB	H	HR	RBI	AVG.	AB	H	HR	RBI
Season	_____	_____	_____	_____	_____	_____	.286	3651	1046	32	301
Home	_____	_____	_____	_____	_____	_____	.287	1820	541	16	170
Road	_____	_____	_____	_____	_____	_____	.276	1831	505	16	131
vs. Cin	_____	_____	_____	_____	_____	_____	_____	_____	_____	_____	_____
Hou	_____	_____	_____	_____	_____	_____	_____	_____	_____	_____	_____
LA	_____	_____	_____	_____	_____	_____	_____	_____	_____	_____	_____
SD	_____	_____	_____	_____	_____	_____	_____	_____	_____	_____	_____
SF	_____	_____	_____	_____	_____	_____	_____	_____	_____	_____	_____
NL West	_____	_____	_____	_____	_____	_____	_____	_____	_____	_____	_____
vs. Chi	_____	_____	_____	_____	_____	_____	_____	_____	_____	_____	_____
Mtl	_____	_____	_____	_____	_____	_____	_____	_____	_____	_____	_____
NY	_____	_____	_____	_____	_____	_____	_____	_____	_____	_____	_____
Pha	_____	_____	_____	_____	_____	_____	_____	_____	_____	_____	_____
Pit	_____	_____	_____	_____	_____	_____	_____	_____	_____	_____	_____
StL	_____	_____	_____	_____	_____	_____	_____	_____	_____	_____	_____
NL East	_____	_____	_____	_____	_____	_____	_____	_____	_____	_____	_____
Pre-ASG	_____	_____	_____	_____	_____	_____	.283	2120	601	18	173
Post-ASG	_____	_____	_____	_____	_____	_____	.291	1531	445	14	128
In Apl	_____	_____	_____	_____	_____	_____	.278	508	141	1	32
May	_____	_____	_____	_____	_____	_____	.279	684	191	4	67
June	_____	_____	_____	_____	_____	_____	.293	699	205	9	49
July	_____	_____	_____	_____	_____	_____	.305	662	202	8	56
August	_____	_____	_____	_____	_____	_____	.299	623	186	4	47
Sept/Oct	_____	_____	_____	_____	_____	_____	.255	475	121	6	40
Day	_____	_____	_____	_____	_____	_____	.288	1259	363	12	107
Night	_____	_____	_____	_____	_____	_____	.286	2392	683	20	194
Grass	_____	_____	_____	_____	_____	_____	.275	1282	353	11	92
Turf	_____	_____	_____	_____	_____	_____	.293	2369	693	21	209
vs. RHP	_____	_____	_____	_____	_____	_____	.283	2298	650	23	206
LHP	_____	_____	_____	_____	_____	_____	.293	1353	396	9	95
Pinch Hitting	_____	_____	_____	_____	_____	_____	.455	11	5	0	3

GARCIA (continued)

GARCIA/M.L. FIELDING

2B							
Year	Pct	G	PO	A	E	TC	DP
1978	.959	16	36	35	3	74	10
1980	.980	138	316	471	16	803	112
1981	.972	62	132	181	9	322	32
1982	.980	141	273	461	15	749	94
1983	.981	130	266	360	12	638	75
1984	.980	149	267	427	14	708	95
1985	.981	143	302	371	13	686	88
1986	.985	106	224	286	8	518	66
Totals	.980	885	1816	2592	90	4498	572
SS							
Year	Pct	G	PO	A	E	TC	DP
1978	.000	3	0	0	1	1	0
1979	.902	10	9	28	4	41	4
Totals	.881	13	9	28	5	42	4
3B							
Year	Pct	G	PO	A	E	TC	DP
1979	—	1	0	0	0	0	0
1B							
Year	Pct	G	PO	A	E	TC	DP
1986	1.000	1	1	0	0	1	0

GARCIA CAREER HIGHS

MOST HITS: 5, 6/19/82 vs. Oak; 4, 8 times. MOST RBI: 4, Twice, last 5/18/86 vs. Cleve. MOST SB'S: 4, 4/25/84 vs. Oak. MOST HRs: 2, 7/3/84 vs. Cal. LONGEST BATTING STREAK: 21 games, 6/21-7/16/83



Tom Glavine #47



POSITION: LHP
BATS: L **THROWS:** L
HT: 6'0" **WT:** 175

OPENING DAY AGE: 22
BORN: March 25, 1966, at Concord, MA
RESIDES: Billerica, MA
M.L. SERVICE: 0 + 052
CONTRACT STATUS: Signed thru '88

ACQUIRED: Was the Braves' 2nd round selection in the 1984 June Draft ... Signed by scout Tony DeMacio.

1987 SEASON: The 21-year old's rapid rise thru the Braves system culminated in his Major League debut on August 17 at Houston ... The former 2nd round pick of the 1984 June Draft began '87 at AAA Richmond; was promoted on August 14 ... Was 6-12 w/a 3.35ERA in 22 starts for the AAA Braves ... Allowed just 142 hits in 150.1IP ... Tossed at least 9 innings in 4 of his last 5 starts for Richmond ... Was 3rd on the AAA Braves with his 6 wins and 91 strikeouts and was tied for 2nd in starts (22) ... Made ML Debut on August 17 vs Mike Scott at the Houston Astrodome and dropped an 11-2 dec (3.2IP, 10H, 6R/6ER, 5BB & 1K) ... Posted 1st ML win on August 22 at Pittsburgh, tossing 7.1 innings and allowing 3 runs on 7H in a 10-3 victory ... Picked up win #2 on September 14, a 3-2 victory over Cincy (7IP, 4H, 1R) ... Glavine worked at least 7 innings in 4 of his 9 starts for Atlanta.

PRO CAREER: 1986—Earned Southern League All-Star and Baseball America's Class AA All-Star honors on the heels of an 11-6, 3.41ERA effort at AA Greenville ... Tied for team leadership with his 11 wins and was 4th in the league in ERA ... Allowed just 129H in his 145.1IP ... Was the SL Pitcher of the Week in late July ... **1985**—Posted a South Atlantic League best 2.35ERA for Sumter ... Was 4th in the SAL in strikeouts, fanning 174 in 169IP ... Glavine's 2.35ERA and 174 Ks were both Sumter club records ... Led SAL pitchers w/5 double plays ... Tossed a 7 inning one-hitter on June 25 in a 3-0 win over Spartanburg ... **1984**—Began career at Bradenton, fanning 34 in 32IP.

GLAVINE (continued)

PERSONAL/MISC.: Full name THOMAS MICHAEL GLAVINE (pronounced GLA-vin) ... Single ... Resides in Billerica, MA ... Was a 1984 graduate of Billerica (MA) Memorial High School where he played baseball and hockey ... Was a four-time league All-Star and All-Conference honoree in baseball and was named to All-Star and All-Conference teams three times in hockey ... Earned Boston Globe All-Scholastic and Player-of-the-Year honors in both baseball and hockey ... Was drafted by two professional sports teams—in the 2nd round by the Atlanta Braves of MLB and in the 4th round by the Los Angeles Kings of the NHL.

YR	CLUB	W-L	ERA	G	GS	CG	SHO	SV	IP	H	R	ER	BB	SO
84	Bradenton	2-3	3.34	8	7	0	0	0	32	29	17	12	13	34
85	Sumter	9-6	2.35	26	26	2	1	0	169	114	58	44	73	17
86	Greenville	11-6	3.41	22	22	2	1	0	145.1	129	62	55	70	11
	Richmond	1-5	5.63	7	7	1	1	0	40.0	40	29	25	27	1
87	Richmond	6-12	3.35	22	22	4	1	0	150.1	142	70	56	56	90
	ATLANTA	2-4	5.54	9	9	0	0	0	50.1	55	34	31	33	20
Minor Totals		29-32	3.22	85	84	9	4	0	536.2	454	236	192	239	153
A.L. Totals		—	—	—	—	—	—	—	—	—	—	—	—	—
N.L. Totals		2-4	5.54	9	9	0	0	0	50.1	55	34	31	33	20
Atlanta Totals		2-4	5.54	9	9	0	0	0	50.1	55	34	31	33	20
M.L. Totals		2-4	5.54	9	9	0	0	0	50.1	55	34	31	33	20

GLAVINE'S CAREER TRANSACTIONS

—Selected by Atlanta Braves in second round of 1984 June draft.

GLAVINE														
—Pitching—							—Batting—							
Year	Club	GF	HR	IBB	HB	WP	BK	AB	R	H	2B	3B	HR	RBI
1987	Atl	0	5	4	3	1	1	16	0	2	0	0	0	1
Totals		0	5	4	3	1	1	16	0	2	0	0	0	1

GLAVINE—DETAILED PITCHING STATISTICS

Season	1987								CAREER							
	W-L-S	ERA	G	IP	H	ER	SO	W-L-S	ERA	G	IP	H	ER	SO		
Season	2-4-0	5.54	9	50.1	55	31	20	2-4-0	5.54	9	50.1	55	31	20		
Home	2-2-0	5.55	4	24.1	25	15	11	2-2-0	5.55	4	24.1	25	15	11		
Road	0-2-0	5.54	5	26.0	30	16	9	0-2-0	5.54	5	26.0	30	16	9		
vs. Cin	1-0-0	1.29	1	7.0	4	1	4	1-0-0	1.29	1	7.0	4	1	4		
Hou	0-1-0	5.06	2	10.2	14	6	4	0-1-0	5.06	2	10.2	14	6	4		
LA	0-0-0	10.38	1	4.1	8	5	2	0-0-0	10.38	1	4.1	8	5	2		
SD	0-1-0	12.60	1	5.0	8	7	2	0-1-0	12.60	1	5.0	8	7	2		
SF	0-1-0	7.20	1	5.0	6	4	5	0-1-0	7.20	1	5.0	6	4	5		
NL West	1-3-0	6.47	6	32.0	40	23	17	1-3-0	6.47	6	32.0	40	23	17		
vs. Chi	_____	_____	_____	_____	_____	_____	_____	_____	_____	_____	_____	_____	_____	_____		
Mtl	_____	_____	_____	_____	_____	_____	_____	_____	_____	_____	_____	_____	_____	_____		
NY	_____	_____	_____	_____	_____	_____	_____	_____	_____	_____	_____	_____	_____	_____		
Pha	_____	_____	_____	_____	_____	_____	_____	_____	_____	_____	_____	_____	_____	_____		
Pit	1-1-0	3.14	2	14.1	10	5	0	1-1-0	3.14	2	14.1	10	5	0		
StL	0-0-0	6.75	1	4.0	5	3	3	0-0-0	6.75	1	4.0	5	3	3		
NL East	1-1-0	3.93	3	18.1	15	8	3	1-1-0	3.93	3	18.1	15	8	3		
Pre-ASG	_____	_____	_____	_____	_____	_____	_____	_____	_____	_____	_____	_____	_____	_____		
Post-ASG	2-4-0	5.54	9	50.1	55	31	20	2-4-0	5.54	9	50.1	55	31	20		
In	_____	_____	_____	_____	_____	_____	_____	_____	_____	_____	_____	_____	_____	_____		
Apl	_____	_____	_____	_____	_____	_____	_____	_____	_____	_____	_____	_____	_____	_____		
May	_____	_____	_____	_____	_____	_____	_____	_____	_____	_____	_____	_____	_____	_____		
June	_____	_____	_____	_____	_____	_____	_____	_____	_____	_____	_____	_____	_____	_____		
July	_____	_____	_____	_____	_____	_____	_____	_____	_____	_____	_____	_____	_____	_____		
August	1-1-0	7.20	3	15.0	22	12	4	1-1-0	7.20	3	15.0	22	12	4		
Sept/Oct	1-3-0	4.84	6	35.1	33	19	16	1-3-0	4.84	6	35.1	33	19	16		
Day	0-1-0	12.60	1	5.0	8	7	2	0-1-0	12.60	1	5.0	8	7	2		
Night	2-3-0	4.76	8	45.1	47	24	18	2-3-0	4.76	8	45.1	47	24	18		
Start	2-4-0	5.54	9	50.1	55	31	20	2-4-0	5.54	9	50.1	55	31	20		
Relief	_____	_____	_____	_____	_____	_____	_____	_____	_____	_____	_____	_____	_____	_____		

GLAVINE (continued)

GLAVINE/M.L. FIELDING							
Year	Pct	G	PO	A	E	TC	DP
1987	.933	9	1	13	1	15	0
Totals	.933	9	1	13	1	15	0

GLAVINE CAREER HIGHS
MOST K'S: 5, 9/25/87 vs SF; LONGEST LOSING STREAK: 2 games, 9/2-9/7; LONGEST SCORELESS STREAK: 6.2 IP, 9/2/87; LONGEST WINNING STREAK: 1, two times, 1987

Tommy Greene #33



POSITION: RHP
BATS: R **THROWS:** R
HT: 6'5" **WT:** 225

OPENING DAY AGE: 22
BORN: April 6, 1967, at Lumberton, NC
RESIDES: Brunswick, NC
M.L. SERVICE: 0 + 000
CONTRACT STATUS: Signed thru '88

ACQUIRED: Was the Braves' 1st round selection (14th player chosen overall) in the 1985 June Draft ... Signed by scout Smoky Burgess.

1987 SEASON: Spent the entire 1987 season at AA Greenville, posting his second straight 11-win season ... His 11 victories were tied for tops on the AA Braves ... His 101Ks were 3rd best and his 23 starts were 4th best on the club ... Allowed only 103 hits in 142.1IP.

PRO CAREER: 1986—Was named Braves' Minor League Pitcher of the Year ... Was 3rd in South Atlantic League in innings (175) and strikeouts (169) ... Led SAL in starts (28) and tied for league lead in shutouts (3) ... Lost a no-hitter w/ two outs in the ninth on June 18 vs Macon; settled for one-hit SHO ... Also fired a 7-inning two-hitter against Savannah on August 2 ... **1985**—Began pro career at Pulaski ... Tossed a one-hit, SHO at Bluefield on August 27.

PERSONAL/MISC.: Full name IRA THOMAS GREENE ... Single ... Resides in Brunswick, NC ... Was a 1985 graduate of Whiteville (NC) High School where he played baseball, basketball and football.

GREENE'S CAREER RECORD

YR	CLUB	W-L	ERA	G	GS	CG	SHO	SV	IP	H	R	ER	BB	SO
85	Pulaski	2-5	7.64	12	12	1	10	0	51	49	45	43	27	32
86	Sumter	11-7	4.69	28	28	5	3	0	175	162	95	91	82	169
87	Greenville	11-8	3.29	23	23	4	2	0	142.1	103	60	52	66	101
Minor Totals		24-20	4.54	63	63	10	6	0	368.1	314	200	186	175	303

GREENE'S CAREER TRANSACTIONS

—Selected by the Braves in the first round of the June 1985 draft.

Ken Griffey #22



POSITION: OF
BATS: L **THROWS:** L
HT: 6'0" **WT:** 200

OPENING DAY AGE: 37
BORN: April 10, 1950, at Donora, PA
RESIDES: Westchester, OH
M.L. SERVICE: 13 +.171
CONTRACT STATUS: Signed thru '88

ACQUIRED: Was traded to the Atlanta Braves, along with infielder Andre Roberston, by the New York Yankees in exchange for Claudell Washington and Paul Zuvella (June 29, 1986).

1987 SEASON: The 3-time NL All-Star started his first full season with the Braves and his 15th in the Major Leagues on fire, batting .351 (60-171) w/10 HRs and 38 RBIs in the first 47 Gs (thru 6/20) ... Finished season with 14 homers, a career second best (had 21 HRs in '86) ... Registered 8 GW-RBIs, 2nd best on the Braves to Gerald Perry's 12 ... Was the National League's top pinch-hitter, hitting a lofty .611 (11-18) w/8 RBIs in a pinch ... That effort, which was the Major League's best since Pedro Guerrero pinch-hit at a .652 clip in 1980, earned Griffey the Skoal Pinch-Hitter Award for 1987 ... Griffey now owns a .652 BA (15-23) w/11 RBIs as a pinch-hitter w/the Braves ... Hit .295 with 12 HRs vs RHP; the 12 homers were the 3rd highest total on the team vs RHP, behind Dale Murphy (30) and Ozzie Virgil (19) ... Hit .300 or better vs 4 teams in '87, including a .385 mark vs Cincinnati ... Clubbed 6 HRs with 13 RBIs vs the Reds; 9 of his 20 hits went for extra bases vs his former club ... Hit .300 or better vs SF, Philly and NY ... Set an Atlanta record for highest fielding pct by a left fielder (over 100 Gs) at .995 ... That effort was 2nd best among NL left fielders in '87 ... Owns an ML lifetime BA of .2993 ... His 114 hits in '87 moved him to 47 shy of career 2000.

PRO CAREER: 1986—Hit .300 or better for the 7th time in his 12-year ML career ... Was traded from the NYY to the Braves on June 29, batted .303 w/NYY and .team-high .308 w/Braves ... Hit safely in last 9 Gs w/NYY and 1st 10 Gs w/Atlanta for a 19-G hitting streak (.388) ... Had a solid second half, batting .313 w/15 doubles, 2 triples, 11 HRs and 29 RBIs ... Clubbed 21 HRs in '86, a career best ... Hit 3 HRs in 1 game vs Philly on July 22 for the first time in his career ... Stole 12 bases in 19 attempts for the Braves ... Was 4-5 (.800) as a pinch-hitter for Atlanta ... Hit .327 vs RHP ... **1985**—Played in his 1500th ML game on August 12 at Chicago ... Also collected career HR #100 on September 22 ... **1984**—Recorded the 1500th hit of his ML career on June 12 ... **1983**—Enjoyed an outstanding season w/the NYY, batting .306 and collecting 140 hits (his most since 1980) ... **1982**—Enjoyed the NYY's longest hit streak of the season, 13 Gs ... '82 was his first season in pinstripes ... Batted .341 (47-138) w/7HRs and 29 RBIs in his final 38 Gs of '82 ... **1981**—Was traded to the NYY in November after spending nine seasons w/Cincinnati ... Hit .311 (5th) in final season w/the Reds ... **1980**—Was the Reds MVP for batting .294 w/13 HRs, 85 RBIs, 89 runs, 23 doubles and 23 steals ... Also earned MVP honors at All-Star Game w/a HR and single ... **1979**—Was batting .316 when he was felled in mid-August ... Underwent an operation on his left knee and thigh bone ... **1978**—Dipped to .288, his lowest BA in his 7 full seasons as a Red ... Scored 90 runs and collected 177 hits ... **1977**—Batted .318 (4th) w/career-high 117 runs scored (2nd) to earn NL All-Star honors for the 2nd time ... Also clubbed a career best 35 doubles and career second best 12 HRs ... **1976**—Batted a career best .336 (2nd in NL) w/a career 2nd best 74 RBIs to earn NL All-Star honors for the first time ... Was also named to The Sporting News All-Star Team ... **1975**—Tied a Championship Series Record for the most stolen bases in a game on October 5, when he swapped three vs Philadelphia ... **MINOR LEAGUES**—Was an American Association All-Star, leading the loop in stolen bases w/43 in '73 and an Eastern League All-Star in '72 when he led the league w/96 runs scored ... Led Gulf Coast League in doubles w/11 in 1969 ... Made his ML Debut on August 25, 1973 vs St. Louis (was 2/4 w/a double).

PERSONAL/MISC.: Full name GEORGE KENNETH GRIFFEY ... Married the former Alberta Catherine Littleton ... Three Children: George, Jr (the #1 pick in the '87 June Draft by Seattle), Craig and Lathesia ... Resides in Westchester, OH ... Graduated from Donora (PA) High School where he participated in baseball, football, basketball and track ... From same hometown as Hall of Famer Stan Musial.

GRIFFEY'S CAREER RECORD

YR	CLUB	AVG	G	AB	R	H	2B	3B	HR	RBI	BB	SO	SB
69	Bradenton	.281	49	153	22	43	11	1	1	12	18	35	11
70	Sioux Falls	.244	51	164	20	40	2	1	2	24	23	41	10
71	Tampa	.342	88	281	60	96	7	11	3	33	43	54	25
	Three Rivers	.406	9	32	1	13	1	2	0	4	1	10	4
72	Three Rivers	.318	128	472	96	150	21	3	14	52	55	93	31
73	Indianapolis	.327	107	397	88	100	18	5	10	58	51	84	43
	Cincinnati	.384	25	86	19	33	5	1	3	14	6	10	4
74	Indianapolis	.333	43	162	34	54	6	4	5	18	18	26	12
	Cincinnati	.251	88	227	24	57	9	5	2	19	27	43	9
75	Cincinnati	.305	132	463	95	141	15	9	4	46	67	67	16
76	Cincinnati	.336	148	562	111	189	28	9	6	74	62	65	34
77	Cincinnati	.318	154	585	117	186	35	8	12	57	69	84	17
78	Cincinnati	.288	158	614	90	177	33	8	10	63	54	70	23
79	Cincinnati	.316	95	380	62	120	27	4	8	32	36	39	12
80	Cincinnati	.294	146	544	89	160	28	10	13	85	62	77	23
81	Cincinnati	.311	101	396	65	123	21	6	2	34	39	42	12
82	Yankees	.277	127	484	70	134	23	2	12	54	39	58	10
83	Yankees	.306	118	458	60	140	21	3	11	46	34	45	6
84	Yankees	.273	120	399	44	109	20	1	7	56	29	32	2
85	Yankees	.274	127	438	68	120	28	4	10	69	41	51	7
86	Yankees	.303	59	198	33	60	7	0	9	26.2	15	24	2
	ATLANTA	.308	80	292	36	90	15	3	12	32	20	43	12
87	ATLANTA	.286	122	399	65	114	24	1	14	64	46	54	4
Minor Totals		.299	475	1661	321	496	66	27	35	201	209	343	136
A.L. Totals		.285	551	1977	275	563	99	10	49	251	158	210	27
N.L. Totals		.305	1249	4548	773	1390	240	64	86	520	488	494	166
Atlanta Totals		.295	302	691	101	204	22	4	26	96	66	97	16
M.L. Totals		.299	1800	6525	1048	1953	339	74	135	771	646	704	193

GW-RBI: 1980 - 13; 1981 - 3; 1982 - 9; 1983 - 7; 1984 - 5; 1985 - 6; 1986 - 4; 1987 - 8; Total: 55

GRIFFEY'S CAREER TRANSACTIONS

- Selected by Cincinnati Reds' organization in 29th round of free-agent draft, June 5, 1969.
- On disabled list, August 14 to September 7, 1979.
- Traded to New York Yankees for pitcher Brian Ryder and a player to be named later, November 4, 1968. Cincinnati Reds' organization acquired pitcher Fred Toliver to complete deal, December 10, 1981.
- On disabled list, July 2 to August 2, 1983, with pulled hamstring.
- On disabled list, May 28 to June 12, 1985, with sprained left wrist.
- Traded from New York Yankees to Atlanta Braves along with infielder Andre Robertson in exchange for outfielder Claudell Washington and infielder Paul Zuvella on June 29, 1986.
- On disabled list, May 5 to May 20, 1987, left hip flexor.

GRIFFEY'S CHAMPIONSHIP SERIES RECORD

YR	Club, Opp.	AVG	G	AB	R	H	2B	3B	HR	RBI	BB	SO	SB
73	Cin. vs. N.Y.	.143	3	7	0	1	1	0	0	0	0	1	0
75	Cin. vs. Pitt.	.333	3	12	3	4	1	0	0	4	0	3	3
76	Cin. vs. Phil.	.385	3	13	2	5	0	1	0	2	2	1	2
L.C.S. Totals		.313	9	32	5	10	2	1	0	6	2	5	5

GRIFFEY'S WORLD SERIES RECORD

YR	Club, Opp.	AVG	G	AB	R	H	2B	3B	HR	RBI	BB	SO	SB
75	Cin. vs. Bos.	.269	7	26	4	7	3	1	0	4	4	2	2
76	Cin. vs. N.Y.	.059	4	17	2	1	0	0	0	1	0	1	1
W.S. Totals		.186	11	43	6	8	3	1	0	5	4	3	3

GRIFFEY (continued)

GRIFFEY'S ALL-STAR GAME RECORD

YR	Club/Site	AVG	G	AB	R	H	2B	3B	HR	RBI	BB	SO	SB
76	N.L./Phil.	1.000	1	1	1	1	0	0	0	1	0	0	0
77	N.L./N.Y. (AL)												
(Selected, did not play)													
80	N.L./S.D.	.667	1	3	1	2	0	0	1	1	0	0	0
A.S.G. Totals		.750	2	4	2	3	0	0	1	2	0	0	0

GRIFFEY'S N.L. HOME RUNS BY BALLPARK

at Atlanta	22	at Houston	4	at New York	3	at St. Louis	5
at Chicago	4	at Los Angeles	9	at Philadelphia	1	at San Diego	0
Cincinnati	33	at Montreal	0	at Pittsburgh	3	at San Francisco	2

GRIFFEY—DETAILED HITTING STATISTICS

Season	1987						CAREER				
	AVG.	G	AB	H	HR	RBI	AVG.	AB	H	HR	RBI
Season	.286	122	399	114	14	64	.299	6525	1953	135	771
Home	.291	64	223	65	8	39	.301	3151	950	80	408
Road	.278	58	176	49	6	25	.297	3374	1003	55	363
vs. Cin	.385	15	52	20	6	13	.397	63	25	7	14
Hou	.265	12	34	9	1	7	.290	538	156	5	65
LA	.281	17	57	16	1	6	.295	528	156	12	60
SD	.222	17	54	12	0	9	.306	480	147	3	53
SF	.310	12	42	13	1	5	.307	551	169	11	61
NL West	.293	73	239	70	9	40	.303	2571	778	49	315
vs. Chi	.250	9	36	9	1	4	.299	365	109	8	37
Mtl	.261	7	23	6	0	3	.317	312	99	1	33
NY	.320	8	25	8	0	3	.335	316	106	5	26
Pha	.300	9	30	9	2	7	.302	285	86	7	30
Pit	.217	7	23	5	0	1	.282	333	94	6	33
StL	.304	9	23	7	2	6	.322	366	118	10	46
NL East	.275	49	160	44	5	24	.310	1977	612	37	205
Pre-ASG	.302	67	242	73	11	45	.302	3528	1064	64	395
Post-ASG	.261	55	157	41	3	19	.297	2997	889	71	376
In Apl	.355	17	62	22	4	14	.305	939	286	15	108
May	.340	14	50	17	2	13	.297	1093	325	21	122
June	.280	25	93	26	4	12	.308	1085	334	25	125
July	.208	25	77	16	2	11	.282	1073	303	21	121
August	.268	22	71	19	2	7	.304	1135	345	30	144
Sept/Oct	.304	19	46	14	0	7	.300	1200	360	23	151
Day	.339	38	121	41	2	24	.306	2160	662	39	264
Night	.263	84	278	73	12	40	.296	4365	1291	96	507
Grass	.281	97	324	91	8	51	.293	3390	994	85	415
Turf	.307	25	75	23	6	13	.306	3135	959	50	356
vs. RHP	.299	—	318	95	12	56	.306	4563	1394	109	558
LHP	.235	—	81	19	2	8	.285	1962	559	26	213
Pinch Hitting	.611	—	18	11	0	8	.345	139	48	2	28

BRAVE BITS

DID YOU KNOW ... In 1954, the Braves became the first team in the National League to draw 2,000,000 fans.

GRIFFEY (continued)

GRIFFEY/M.L. FIELDING							
IB							
Year	Pct	G	PO	A	E	TC	DP
1973	.992	101	830	57	7	894	82
1984	.959	27	241	16	11	268	23
1985	1.000	1	5	0	0	5	0
1986	1.000	1	0	1	0	1	0
1987	.962	3	24	1	1	26	2
Totals	.984	133	1100	75	19	1194	107
OF							
Year	Pct	G	PO	A	E	TC	DP
1973	1.000	21	25	1	0	26	0
1974	1.000	70	115	5	0	120	1
1975	.967	119	202	6	7	215	0
1976	.979	144	270	10	6	286	2
1977	.990	147	298	10	3	311	3
1978	.968	154	296	13	10	319	2
1979	.984	93	175	8	3	186	1
1980	.978	138	266	5	6	277	3
1981	.989	99	268	8	3	279	1
1982	.983	125	282	8	5	295	2
1983	.976	14	40	0	1	41	0
1984	.974	82	181	6	5	192	0
1985	.970	110	222	8	7	237	3
1986	.979	128	232	6	5	243	2
1987	.995	107	181	7	1	189	1
Totals	.981	1551	3053	101	62	3216	21

GRIFFEY CAREER HIGHS

MOST HITS: 5, 7/4/85 vs NY;
 MOST RBI: 4, five times, last
 6/7/87 vs SD; MOST HR: 2,
 8/25/85 vs St. L.; MOST SB: 2,
 7/30/83 vs Hou.; LONGEST BAT-
 TING STREAK: 8 games, three
 times, last 1985



Albert Hall #1



POSITION: OF
BATS: S **THROWS:** R
HT: 5'11" **WT:** 158

OPENING DAY AGE: 30
BORN: March 7, 1958, at Birmingham, AL
RESIDES: Birmingham, AL
M.L. SERVICE: 3 + 066
CONTRACT STATUS: Signed thru '88

ACQUIRED: Was the Braves 6th round selection in the 1977 June Draft ... Signed by scout Dick Martin.

1987 SEASON: Started the '87 season with the Braves for the first time since 1985, and appeared w/Atlanta for the 7th straight season ... Saw more action w/Atlanta than ever before ... In fact, collected more ABs (292) than in previous 6 ML seasons combined (249) ... Was 2nd on the Braves in steals w/33; stole 33 of 43 for a 77% success rate ... Showed consistency at the plate, hitting .284 vs LHP and .285 vs RHP ... Hit for the cycle on September 23 off two Houston pitchers; hit a triple in last AB ... Became the first Atlanta Brave to hit for the cycle since William Collins did so for the Boston Braves on October 6, 1910 ... Became the 1st Atlanta Brave to steal 30 or more bases while playing in fewer than 100 games ... Posted a .433 BA (26-60) when leading off a game ... Enjoyed a 12-G hit string from May 8-20, hitting .359 (19-53) ... Placed on the 15-Day DL on June 19 w/a sore left knee; activated on July 4 ... Hit .300 or better vs 3 NL clubs, including a lofty .357 (15-42) vs the Houston Astros ... Clubbed 2 of his 3 '87 HRs off Astro hurlers ... Also hit .300 or better against Montreal and NY.

PRO CAREER: 1986—Stole an International League record 72 bases for AAA Richmond ... Was also tied for 3rd in runs scored (73) ... Was promoted to Atlanta on September 13 and stole 3 bases in 1 game on September 22 vs San Diego to tie an Atlanta record ... **1985**—Opened the season w/Atlanta for the second straight year ... Was outrighted to Richmond on July 5; rejoined Atlanta on September 3 ... Struggled at the plate in '85, posting his lowest BAs since his pro debut in '77 ... **1984**—Spent first full season in Majors ... Hit .353 after the

HALL (continued)

All-Star Break ... Clubbed his first ML HR on August 22 off Pittsburgh's Larry McWilliams to lead off game ... **1983**—Led International League in triples (11), second in runs (120) and ABs (521), third in doubles (28) and fourth in hits (153) and steals (46) ... His 120 runs scored is a Richmond Braves record ... **1982**—Led International League in triples (15) and stolen bases (62), and was third in runs (97) and fourth in ABs (528) ... Hit for the cycle on May 3 to become 1 of only 3 Richmond Braves ever to do so ... **1981**—Led his Savannah club w/a .308 BA, 28 doubles, 10 triples and 60 steals ... Earned All-Star honors on that effort ... His .308 BA was a Savannah team record ... Was 4th in league in triples and third in steals ... **1980**—Was a Carolina League All-Star, leading the loop w/an all-time league record 100 stolen bases ... **1979**—Led Western Carolinas League in steals (66) ... **1978**—Led all Gulf Coast shortstops in double plays with 23 ... **1977**—Began pro career at Kingsport.

PERSONAL/MISC.: Full name ALBERT HALL ... Married to the former Suzette Johnson ... Resides in Birmingham, ALA ... Was a 1977 graduate of Jones Valley High School in Birmingham.

HALL'S CAREER RECORD

YR	CLUB	AVG	G	AB	R	H	2B	3B	HR	RBI	BB	SO	SB
77	Kingsport	.162	35	68	11	11	0	0	0	3	7	17	9
78	Bradenton	.293	34	123	15	36	4	2	0	14	22	18	3
79	Greenwood	.288	105	368	84	106	10	3	0	38	60	43	66
80	Durham	.283	125	491	95	139	16	7	4	41	77	52	*100
81	Savannah	.308	133	487	83	150	28	10	5	27	64	44	60
	ATLANTA	.000	6	2	1	0	0	0	0	0	1	1	0
82	Richmond	.263	129	528	97	139	18	*15	3	42	74	62	*62
	ATLANTA	—	5	0	1	0	0	0	0	0	0	0	0
83	Richmond	.294	130	521	120	153	28	*11	1	42	66	52	46
	ATLANTA	.000	10	8	2	0	0	0	0	0	2	2	1
84	ATLANTA	.261	87	142	25	37	6	1	1	9	10	18	6
85	Richmond	.224	38	98	12	22	0	3	0	5	15	14	6
	ATLANTA	.149	54	47	5	7	0	1	0	3	9	12	1
86	Richmond	.270	125	441	73	119	18	3	3	41	70	48	72
	ATLANTA	.240	16	50	6	12	2	0	0	1	5	6	8
87	ATLANTA	.284	92	292	54	83	20	4	3	24	38	36	33
Minor Totals		.280	854	3125	590	875	122	54	16	253	455	350	424
A.L. Totals		—	—	—	—	—	—	—	—	—	—	—	—
N.L. Totals		.257	270	541	94	139	28	6	4	37	65	75	49
Atlanta Totals		.257	270	541	94	139	28	6	4	37	65	75	49
M.L. Totals		.257	270	541	94	139	28	6	4	37	65	75	49

GW-RBI: 1981 - 0; 1982 - 0; 1983 - 0; 1984 - 2; 1985 - 1; 1986-0; 1987-2; Total: 5

HALL'S CAREER TRANSACTIONS

- Selected by Atlanta Braves in 6th round of free-agent draft, June 7, 1977.
- On disabled list, June 19-July 4, 1987, left knee.

N.L. HOME RUNS BY BALLPARK

at Atlanta	3	at Houston	0	at New York	0	at St. Louis	0
at Chicago	0	at Los Angeles	0	at Philadelphia	0	at San Diego	0
at Cincinnati	0	at Montreal	0	at Pittsburgh	1	at San Francisco	0

HALL (continued)

HALL—DETAILED HITTING STATISTICS

	1987						CAREER				
	AVG.	G	AB	H	HR	RBI	AVG.	AB	H	HR	RBI
Season	.284	92	292	83	3	24	.257	541	139	4	37
Home	.294	47	136	40	3	13	.243	272	66	3	19
Road	.276	45	156	43	0	11	.271	269	73	1	18
vs. Cin	.217	9	23	5	0	1	.220	59	13	0	3
Hou	.357	11	42	15	2	3	.268	82	22	2	5
LA	.233	8	30	7	0	1	.186	59	11	0	1
SD	.240	10	25	6	0	0	.292	48	14	0	1
SF	.280	9	25	7	0	4	.265	49	13	0	6
NL West	.276	47	145	40	2	9	.246	297	73	2	16
vs. Chi	.300	5	10	3	0	1	.324	37	12	0	5
Mtl	.308	8	26	8	0	0	.242	33	8	0	0
NY	.320	7	25	8	1	4	.265	34	9	1	4
Pha	.250	7	28	7	0	4	.265	34	9	0	4
Pit	.292	9	24	7	0	3	.222	45	10	1	5
StL	.294	9	34	10	0	3	.295	61	18	0	3
NL East	.293	45	147	43	1	15	.270	244	66	2	21
Pre-ASG	.270	44	141	38	1	13	.245	277	68	1	20
Post-ASG	.298	48	151	45	2	11	.269	264	71	3	17
In Apl	.182	6	11	2	0	0	.143	35	5	0	0
May	.333	19	69	23	1	10	.300	120	36	1	14
June	.250	12	36	9	0	1	.236	89	21	0	4
July	.200	12	45	9	0	4	.190	58	11	0	4
August	.316	16	38	12	0	2	.377	53	20	1	4
Sept/Oct	.301	27	93	28	2	7	.247	186	46	2	11
Day	.306	28	85	26	0	8	.273	183	50	0	9
Night	.275	64	207	57	3	16	.249	358	89	4	28
Grass	.283	62	180	51	3	15	.241	369	89	3	23
Turf	.286	30	112	32	0	9	.291	172	50	1	14
vs. RHP	.284	—	169	48	2	15	.243	321	78	2	23
LHP	.285	—	123	35	1	9	.277	220	61	2	14
Pinch Hitting	.280	—	25	7	0	1	.233	73	17	0	4

HALL/M.L. FIELDING

Year	Pct	G	PO	A	E	TC	DP
1981	—	2	0	0	0	0	0
1982	.939	22	42	4	3	49	1
1983	.750	4	3	0	1	4	0
1984	.932	66	64	4	5	73	1
1985	.900	13	7	2	1	10	0
1986	.900	14	26	1	3	30	0
1987	.981	69	148	5	3	156	1
Totals	.950	190	290	16	16	322	3

HALL CAREER HIGHS

MOST HITS: 4, last 9/23/87 vs Hou.; MOST RBI: 3, two times; MOST HR: 1, four times; MOST SB: 3, last 10/4/87 vs SF; LONG-EST BATTING STREAK: 12 games, 1987

Dennis Hood #64

(Non-Roster Invitee)



POSITION: Outfielder
BATS: R **THROWS:** R
HT: 6'2" **WT:** 170

OPENING DAY AGE: 21
BORN: July 13, 1966, at Glendell, CA
RESIDES: Altadena, CA
M.L. SERVICE: 0 + 000
CONTRACT STATUS: Signed thru '88

HOOD (continued)

ACQUIRED: Was the Braves' #12 selection in the 1984 June Draft ... Signed by scout Jim Johnson.

1987 SEASON: The 4-year pro spent the entire season at Durham, his first taste of Carolina League action ... Easily led the Bulls in stolen bases w/32 ... Was 3rd on the club w/73 runs scored and 63 doubles ... Was 5th w/118 hits & 6th w/19 doubles.

PRO CAREER: 1986—Led South Atlantic League in games (135) and ABs (562) ... Was 2nd in runs (104); 4th in hits (142); T#4 in doubles (25) and fifth in stolen bases (43) ... Led all SAL outfielders in putouts and total chances ... **1985**—Tied for 2nd in Gulf Coast League in doubles (14) ... Led Bradenton Braves in games (59), hits (49) and GW-RBIs (4) ... **1984**—Began pro career at Bradenton ... Hit grand slam HR against Bradenton Pirates on August 9.

PERSONAL/MISC.: Full name DENNIS RAY HOOD ... Single ... Resides in Altadena, CA ... Was a 1984 graduate of John Muir HS where he played baseball, basketball and ran track.

HOOD'S CAREER RECORD

YR	CLUB	AVG	G	AB	R	H	2B	3B	HR	RBI	BB	SO	SB
84	Bradenton	.200	49	155	16	31	7	0	1	18	15	40	4
85	Bradenton	.240	59	204	19	49	14	0	1	17	21	59	7
86	Sumter	.253	135	562	104	142	25	3	7	42	62	146	43
87	Durham	.269	120	438	73	118	19	4	13	62	51	114	32
Minor Totals		.250	363	1359	212	340	65	7	22	139	149	359	86

HOOD'S CAREER TRANSACTIONS

—Selected by Atlanta Braves in 12th round of 1984 June free-agent draft.

Dion James #10



POSITION: OF
BATS: L **THROWS:** L
HT: 6'1" **WT:** 170

OPENING DAY AGE: 25
BORN: November 9, 1962, at Philadelphia, PA
RESIDES: Sacramento, CA
M.L. SERVICE: 3 + 031
CONTRACT STATUS: Signed thru '88

ACQUIRED: Was traded to the Atlanta Braves by the Milwaukee Brewers in exchange for Brad Komminsk (January 19, 1987).

1987 SEASON: Became an instant fan favorite in his first season with the Atlanta Braves ... Enjoyed his first taste of National League action ... His .312BA was tops on the Braves, 5th in the NL and the highest batting mark for a Brave since Bob Horner hit .314 in 1979 ... Added speed and the ability to get on base to the top of the Braves order, leading the club in doubles w/37 (T4 in NL while posting a .397 On-Base pct (10th in NL) ... Collected 4 hits in a game 4 times in '87 ... Clubbed a grand slam off Houston's Julio Solano on May 2 ... Finished the '87 season strong, hitting a lofty .381 (32-84) w/13 runs scored and 10 RBIs in his final 23 games ... Won NL Player of the Week honors for the week of July 27-August 2nd (batted .517, 15-29, w/8 RBIs) ... The lefty swinging James hit .318 vs LHP and .310 vs RHP ... Never went more than 2 straight starts w/out a hit ... Batted .321 (36-112) w/49 RBIs w/men in scoring position ... Enjoyed a 10-G hit string from September 7-17, hitting .450 (18-40) ... Led all NL outfielders who played in more than 100Gs w/a .996 fielding pct. ... Made just 1 error in 267 total chances ... The .996 fielding mark tied an All-Time franchise record for centerfielders (w/Johnny Cooney of the 1941 Braves) ... Hit .298 or better vs 9 of the opposing 11 NL clubs, including .390 vs NL West Champion San Francisco, .364 vs New York and .339 vs Houston.

JAMES (continued)

PRO CAREER: 1986—Rebounding from a shoulder separation he suffered in 1985, James spent the entire '86 season at AAA Vancouver ... Led the Brewers' top farm club in games (130), runs (85) and tied for club lead in triples (6) ... Was 6th in the PCL in steals w/30 ... Helped Vancouver to the PCL title series that season ... **1985**—Played in just 28 games in '85 (18 w/Milw and 10 w/AAA Vancouver) because of shoulder surgery ... **1984**—Named Milwaukee Brewers' Rookie of the Year, hitting a club second-best .295 ... Hit .325 w/men on base, tops on the club ... Batted .404 from May 27 to June 15 to reach season high of .319 ... Batted .433 in season-high 9-G hit streak ... Had 26 2-H Gs; 4 3-H Gs; and team-leading 3 4-H Gs ... Finished strong in '85, batting .354 the final two months ... **1983**—Batted a career-high .336 w/AAA Vancouver ... Also set personal highs w/129Gs, 467 ABs, 157 H, 29 doubles and 63 walks ... Earned September promotion to Milwaukee, making ML Debut on September 16 at Baltimore ... Collected 1st ML hit two days later vs the O's, driving in a run ... **1982**—Batted .322 w/a career high 103 runs, 9 triples, 9HRs and 72 RBIs w/El Paso of the AA Texas League ... **1981**—Stole a personal high 45 bases at Stockton and led all California League outfielders in fielding pct (.988) ... **1980**—Was originally the Brewers' #1 selection in the 1980 June Draft ... Began pro career at Butte, batting .317 ... Was promoted to Burlington at end of season.

PERSONAL/MISC.: Full name DION JAMES ... Single ... Resides in Sacramento, CA ... Graduated from McClutchy High School in 1980 where he participated in baseball, football and basketball ... Honored as All-League, All-City and All-State selections in each sport ... Was a member of championship teams in Pony, Colt, American Legion, high school and winter league ball ... Drove in winning run to win the 1979 Colt World Series ... Was a pitcher and infielder prior to move to centerfield.

JAMES'S CAREER RECORD

YR	CLUB	AVG	G	AB	R	H	2B	3B	HR	RBI	BB	SO	SB
80	Butte	.317	59	224	57	71	14	1	0	27	42	11	15
	Burlington	.100	3	10	0	1	0	0	0	1	4	1	0
81	Stockton	.304	124	451	70	137	17	3	2	49	62	43	45
82	El Paso	.322	106	422	103	136	25	9	9	72	61	46	16
83	Vancouver	.336	129	467	84	157	29	5	8	68	63	33	22
	Milwaukee	.100	11	20	1	2	0	0	0	1	2	2	1
84	Milwaukee	.295	128	387	52	114	19	5	1	30	32	41	10
85	Vancouver	.108	10	37	2	4	2	0	0	5	4	6	0
	Milwaukee	.224	18	49	5	11	1	0	0	3	6	6	0
86	Vancouver	.282	130	485	85	137	25	6	6	55	61	66	30
87	ATLANTA	.312	134	494	80	154	37	6	10	61	110	112	21
Minor Totals		.307	561	2096	401	643	112	24	25	277	297	206	128
A.L. Totals		.279	157	456	58	127	20	5	1	34	40	49	11
N.L. Totals		.312	134	494	80	154	37	6	10	61	70	63	10
Atlanta Totals		.312	134	494	80	154	37	6	10	61	70	63	10
M.L. Totals		.295	291	950	138	281	57	11	11	95	110	112	21

GWRBI: 1983-0, 1984-3, 1985-0; 1987-3; Total: 6

JAMES' CAREER TRANSACTIONS

- Selected by the Milwaukee Brewers in the first round of the June 1980 free agent draft.
- Traded from Milwaukee to Atlanta for Brad Komminsk on January 19, 1987.

JAMES' N.L. HOME RUNS BY BALLPARK

at Atlanta	5	at Houston	0	at New York	1	at St. Louis	0
at Chicago	2	at Los Angeles	1	at Philadelphia	0	at San Diego	0
at Cincinnati	0	at Montreal	0	at Pittsburgh	0	at San Francisco	1

JAMES (continued)

JAMES—DETAILED HITTING STATISTICS

	1987						CAREER				
	AVG.	G	AB	H	HR	RBI	AVG.	AB	H	HR	RBI
Season	.312	134	494	154	10	61	.296	950	281	11	95
Home	.376	65	237	89	5	35	.317	436	138	6	51
Road	.253	69	257	65	5	26	.278	514	143	5	44
vs. Cin	.310	17	58	18	0	4	.310	58	18	0	4
Hou	.339	15	56	19	2	10	.339	56	19	2	10
LA	.318	16	66	21	2	9	.318	66	21	2	9
SD	.298	15	57	17	0	4	.298	57	17	0	4
SF	.390	16	59	23	2	7	.390	59	23	2	7
NL West	.331	79	296	98	6	34	.331	296	98	6	34
vs. Chi	.200	9	40	8	3	11	.200	40	8	3	11
Mtl	.310	9	29	9	0	1	.310	29	9	0	1
NY	.393	8	28	11	1	4	.393	28	11	1	4
Pha	.333	9	24	8	0	3	.333	24	8	0	3
Pit	.213	11	47	10	0	6	.213	47	10	0	6
StL	.333	9	30	10	0	2	.333	30	10	0	2
NL East	.283	55	198	56	4	27	.283	198	56	4	27
Pre-ASG	.291	70	258	75	5	26	.276	485	134	5	44
Post-ASG	.335	64	236	79	5	35	.316	465	147	6	51
In Apl	.324	19	74	24	1	8	.311	103	32	1	11
May	.250	23	92	23	2	11	.254	173	44	2	17
June	.293	22	75	22	2	6	.284	169	48	2	11
July	.354	20	65	23	2	9	.277	126	35	2	14
August	.286	24	91	26	3	17	.303	165	50	4	21
Sept/Oct	.371	26	97	36	0	10	.336	214	72	0	21
Day	.275	39	149	41	4	14	.244	291	71	4	27
Night	.328	95	345	113	6	47	.319	659	210	7	68
Grass	.328	100	381	125	10	53	.302	718	217	10	76
Turf	.257	34	113	29	0	8	.276	232	64	1	19
vs. RHP	.314	—	404	127	9	48	.292	795	232	10	79
LHP	.300	—	90	27	1	13	.316	155	49	1	16
Pinch Hitting	.091	—	11	1	0	1	.125	32	4	0	2

JAMES/M.L. FIELDING

Year	Pct	G	PO	A	E	TC	DP
1983	1.000	9	12	1	0	13	0
1984	.989	118	252	7	3	262	1
1985	1.000	11	20	0	0	20	0
1987	.996	126	262	4	1	267	1
Totals	.993	264	546	12	4	562	2

JAMES CAREER HIGHS

MOST HITS: 4, five times; MOST RBI: 4, three times; MOST HR: 1, eleven times; MOST SB: 2, 9/6 vs MTL; LONGEST BATTING STREAK: 9 games, twice, 1984 and 1987

Dave Justice #63



POSITION: OF
BATS: L THROWS: L
HT: 6'3" WT: 195

OPENING DAY AGE: 22
BORN: April 4, 1966, at Cincinnati, OH
RESIDES: Cincinnati, OH
M.L. SERVICE: 0 + 000
CONTRACT STATUS: Signed thru '88

JUSTICE (continued)

ACQUIRED: Was the Braves' 3rd selection (4th round) of the 1985 June Draft ... Signed by scouts Bill Wight and Harold Cronin.

1987 SEASON: The three-year pro spent the entire '87 season at Greenville, his first taste of AA action ... Struggled at the plate, batting just .227 ... Was tied for 2nd on the club w/his 4 triples and was 4th in GW-RBIs w/6 ... Walked 53 times, fanned just 48 times ... Was honored as the winner of the Bill Lucas Award (awarded to the Braves minor leaguer who best exemplifies the spirit, character, sportsmanship and humanitarianism of the Braves' late GM).

PRO CAREER: 1986—Despite being promoted to Durham on June 16, Justice ranked 2nd on Sumter in HRs (10) and third in RBIs (61) ... Had 61 RBIs in 61 Gs ... Combined to hit .290 w/22 HRs and 105 RBIs ... Enjoyed a 5-H game vs Florence on April 17; two days later belted a grand slam against Greensboro ... **1985**—Was named to the Appalachian League All-Star team ... Tied for league lead in HRs (10) with teammate Rob Tomberlin and was 4th in RBIs (46).

PERSONAL/MISC.: Full name DAVID CHRISTOPHER JUSTICE ... Single ... Resides in Cincinnati, OH ... Attended Thomas Moore College in Kentucky ... Was a 1982 graduate of Covington High School in Cincinnati ... Played baseball, basketball, and participated in track and field ... Was a member of the basketball All-Catholic and All-American teams as a junior and senior.

JUSTICE'S CAREER RECORD

YR	CLUB	AVG.	G	AB	R	H	2B	3B	HR	RBI	BB	SO	SB
85	Pulaski	.245	66	204	39	50	8	0	10	46	40	30	0
86	Sumter	.300	61	220	48	66	15	0	10	61	48	28	10
	Durham	.279	67	229	47	64	9	1	12	44	46	24	2
87	Greenville	.227	93	348	38	79	12	4	6	40	53	48	3
Minor Totals		.259	287	1001	172	259	45	5	38	191	187	130	15

JUSTICE'S CAREER TRANSACTIONS

—Selected by Braves in the fourth round of the 1985 June free-agent draft.

Mark Lemke #72



POSITION: IF
BATS: S **THROWS:** R
HT: 5'9" **WT:** 167

OPENING DAY AGE: 22
BORN: August 13, 1965, Utica, NY
RESIDES: Whitesboro, NY
M.L. SERVICE: 0 + 000
CONTRACT STATUS: Signed thru '88

ACQUIRED: Was the Braves' 25th selection (27th round) in the 1983 June Draft ... Signed by scout Pat Nugent.

1987 SEASON: Fashioned a solid season in his first taste of action at Class A Durham ... Earned Carolina League All-Star honors while leading the Bulls in doubles (28) and Home Runs (20) and tied for the lead in RBIs (68) ... Was also 2nd on the club in runs (75) and hits (143) ... Ranked 3rd on Bulls w/a .292 BA ... Set personal bests in all but runs scored ... Earned late-season promotion to AA Greenville on that effort.

PRO CAREER: 1986—Paced Sumter club in HRs (18) and was tied for the club lead in RBIs (66) ... Finished tied for 2nd in South Atlantic League in total bases (204), 4th in HRs and 5th in runs (99) ... Was the toughest player in league to strike out; fanned just 31 times in 448 ABs (once every 18ABs) ... Earned SAL All-Star honors ... **1985**—Struggled in first season at Sumter, batting just .216 w/20 RBIs ... **1984**—Earned Gulf Coast League All-Star honors ... Led league in ABs (243) and tied for league lead in games (63) ... Was 2nd in hits (67), 4th in total bases (87), 5th in runs scored (41) and 5th in walks (29) ... Also led GCL second sackers in fielding pct (.977), total chances (391), putouts (175), assists (175) and double plays (39) ... **1983**—Began pro career at Bradenton.

LEMKE (continued)

PERSONAL/MISC.: Full name MARK ALAN LEMKE ... Single ... Resides in Whitesboro, NY ... Was a 1983 graduate of Notre Dame High School in Utica, NY, where he lettered in baseball and basketball.

LEMKE'S CAREER RECORD

YR	CLUB	AVG.	G	AB	R	H	2B	3B	HR	RBI	BB	SO	SB
83	Bradenton	.263	53	209	37	55	6	0	0	19	30	19	10
84	Anderson	.149	42	121	18	18	2	0	0	5	14	14	3
	Bradenton	.276	63	243	41	67	11	0	3	32	29	14	2
85	Sumter	.216	90	231	25	50	6	0	0	20	34	22	2
86	Sumter	.272	126	448	99	122	24	2	18	66	87	31	111
87	Durham	.292	127	489	76	143	28	3	20	68	54	45	10
Minor Totals		.261	501	1741	296	455	77	5	41	210	248	145	38

LEMKE'S CAREER TRANSACTIONS

—Selected in the 27th round of the June 1983 draft.

Derek Lilliquist #56

(Non-Roster Invitee)



POSITION: LHP
BATS: L **THROWS:** L
HT: 6'0" **WT:** 200

OPENING DAY AGE: 21
BORN: February 20, 1966
RESIDES: Sarasota, FL
M.L. SERVICE: 0 + 000
CONTRACT STATUS: Signed thru '88

ACQUIRED: Was the Braves' #1 selection (6th player chosen overall) in the 1987 June Draft ... Signed by Bobby Cox and Paul Snyder.

1987 SEASON: Made just two starts at Bradenton of the Gulf Coast League before being promoted to Class A Durham ... Fanned 16, allowed just 5 baserunners (3H & 2BB) and did not give up a run in his 13 total innings for Bradenton ... Posted a 2-1 slate and 2.88ERA in his 3 starts at Durham ... Tossed 35 innings, allowing 13 hits and 6 walks, while fanning 29 for the Bulls ... Allowed just 24 baserunners (16H & 8BB) and fanned 45 in his combined 48 IP.

PERSONAL/MISC.: Full name DEREK LILLIQUIST ... Single ... Resides in Sarasota, FL ... Enjoyed an outstanding collegiate career at the University of Georgia ... Was 31-12 with a 3.30ERA, fanning 387 and walking just 76 in 316 career innings at Georgia (3 yrs) ... Was Baseball America's College Pitcher of the Year in '87, guiding UGA to an SEC Title and its first ever trip to the NCAA College World Series ... Finished '87 w/a 14-3 mark and 2.24 ERA, fanning an SEC-record 190 in 136.2IP ... Walked just 30 ... A polished hitter, Lilliquist batted .301 w/19 HRs and 60 RBIs his junior year ('87).

LILLIQUIST'S CAREER RECORD

YR	CLUB	W-L	ERA	G	GS	CG	SHO	SV	IP	H	R	ER	BB	SO
87	Bradenton	0-0	0.00	2	2	0	0	0	13.0	3	0	0	2	16
87	Durham	2-1	2.88	3	3	2	0	0	25.0	13	9	8	6	29
Minor Totals		2-1	1.89	5	5	2	0	0	38.0	16	9	8	8	45

LILLIQUIST'S CAREER TRANSACTIONS

—Signed by the Braves in the first round of the June 1987 free agent draft.

Rick Mahler #42



POSITION: RHP
BATS: R **THROWS:** R
HT: 6'1" **WT:** 202

OPENING DAY AGE: 34
BORN: August 5, 1953, Austin, TX
RESIDES: Marietta, GA
M.L. SERVICE: 6 + 149
CONTRACT STATUS: Signed thru '88

ACQUIRED: Signed as a free agent on June 16, 1975 ... Signed by scout Al LaMacchia.

1987 SEASON: Opened the '87 season in true Rick Mahler fashion, tossing a 3-H shutout to blank the Phillies, 6-0, on April 7 at Atlanta-Fulton County Stadium ... It was Mahler's 3rd Opening Day shutout—a record matched only by Philadelphia's Chris Short (1965, '86 & '70) and Pittsburgh's Rip Sewell (1943, '47 and '49) ... Mahler has yet to give up a run in 4 Opening Day appearances (In '87, blanked Philly, 6-0; in '86, blanked Montreal, 6-0 on 5-hitter; in '85, tossed 7 innings, allowing just 3 hits in a 6-0 win over Philly; and in '82, tossed a 2-H shutout to best San Diego, 1-0) ... His 8 wins and 197IP were ranked 2nd on the Braves ... The 197 innings of work marked the first time in four seasons that Mahler did not toss at least 200 innings ... Was moved the bullpen in mid-August and made 11 relief efforts, going 2-1 w/a 4.15ERA in 26IP (22H) ... Was 6-12 w/a 5.11ERA in 28 starts (171IP/90H) ... Had best success against division rival Cincinnati, going 2-0 ... Was 2-1 vs NL West Champion San Francisco ... Mahler owns career club marks that rank him 3rd in innings, starts and CGs; 4th in wins and strikeouts, and 6th in shutouts.

PRO CAREER: 1986—Tied for National League lead in starts w/39 ... Set personal high in strikeouts (137) ... Led Braves staff in innings (238), starts (39), and complete games (7) ... On July 4, Mahler's 10 wins were second only to Roger Clemens' 14 ... Was a perfect 6-0, 3.35ERA in June ... Tossed a five-hit shutout to down Montreal on Opening Day '86; Mahler has yet to give up a run in an Opening Day appearance ... **1985**—Set career highs in wins (17), starts (39) and innings (266.2) ... Led the NL in starts and was 5th in IP ... Was lone Brave hurler w/double-digit victory total ... Began '85 w/a 7-G win streak, the 9th longest win string ever for the Braves and the 5th best in club history to start a season ... Owned a 2.05ERA after those 7 wins ... Suffered a non-displaced fracture of the little finger on his right hand sliding into second base on September 6 vs St. Louis ... **1984**—Posted a then-high 13 wins as he came out of the bullpen in early May to become one of the Braves' steadiest starters ... Was 5th in NL w/9 CGs and tied for NL lead in double plays by pitchers (5) ... Made first start on May 9; his first since September 28, 1982 ... His 9 CGs were the most by a Brave since Phil Niekro had 11 in 1980 ... Led Braves in innings and was 2nd in strikeouts ... Was 1 of the league's top hitting pitchers, batting .296 and his 21 hits were the most by an Atlanta pitcher since Phil Niekro had 24 in 1979 ... **1983**—Began '83 w/Atlanta, but was sent to AAA Richmond ... Led the AAA Braves w/12 wins, 3rd in IL ... Tossed a two-hitter at Toledo on May 28 ... **1982**—Helped Braves to then-record setting 13-0 start by tossing two straight shutouts to open the season ... Was named NL Pitcher of the Week by the NL and Sports Illustrated ... Started 33 games, a then-career best ... **1981**—Enjoyed his first full season of Major League action ... Was used exclusively in relief during the first six weeks of the season, but earned a starting berth after reeling off a string of 21 straight scoreless innings ... **1980**—Found the groove as a starter after five years as a reliever, ranking 5th in the International League in ERA (2.59) and 5th in starts (26) ... Won 12 games, his first double-digit victory season ... Allowed just 172H in 188IP ... **1979**—Made ML debut on April 20 vs San Diego (tossed one-third of an inning) ... Collected a hit in his first ML at-bat on May 5 vs Chicago ... **1978**—Enjoyed a winning season (9-5, 3.93ERA) for the AAA Richmond Braves ... **1977**—Started season at Savannah, posting a 6-2 record and 2.30ERA (allowing just 71H in 86IP) before being promoted to AAA Richmond ... **1976**—Posted a 2.91ERA, but fell seven innings shy of earning Western Carolinas League ERA title ... **1975**—Began pro career at Kingsport, ranking 6th in Appalachian League in ERA (2.95).

PERSONAL/MISC.: Full name RICHARD KEITH MAHLER ... Married the former Sheryl Horning (10/17/80) ... Three Children: Richard James (8/3/82), Robert Keith (10/4/83) and Timothy Michael (9/21/87) ... Attended Trinity University in San Antonio, TX ... Graduated from John Jay High School in San Antonio

MAHLER (continued)

... Is the younger brother of former Major League pitcher Mickey Mahler ... Is active in the National Youth Coaches Association ... Played Little League baseball in England before moving to San Antonio as a youngster.

MAHLER'S CAREER RECORD

YR	CLUB	W-L	ERA	G	GS	CG	SHO	SV	IP	H	R	ER	BB	SO
75	Kingsport	2-2	2.95	26	1	0	0	5	64	52	23	21	26	58
76	Greenwood	6-6	2.91	31	6	1	1	2	105	96	49	34	49	68
77	Savannah	6-2	2.30	17	6	3	0	1	86	71	31	22	38	53
	Richmond	0-2	6.08	14	4	0	0	0	40	45	29	27	23	25
78	Richmond	9-5	3.93	32	9	3	0	1	126	130	65	55	53	66
79	Richmond	4-6	3.33	24	2	2	0	4	54	46	26	20	18	40
	ATLANTA	0-0	6.14	15	0	0	0	0	22	28	16	15	11	12
80	Richmond	12-6	2.59	29	26	9	1	0	188	172	68	54	80	101
	ATLANTA	0-0	2.25	2	0	0	0	0	4	2	1	1	0	1
81	ATLANTA	8-6	2.81	34	14	1	0	2	112	109	41	35	43	54
82	ATLANTA	9-10	4.21	39	33	5	2	0	205.1	213	105	96	62	105
83	Richmond	12-7	4.92	24	24	6	0	0	163	165	102	89	85	103
	ATLANTA	0-0	5.02	10	0	0	0	0	14.1	16	8	8	9	7
84	ATLANTA	13-10	3.12	38	29	9	1	0	222	209	86	77	62	106
85	ATLANTA	17-15	3.48	39	39	6	1	0	266.2	272	116	103	79	107
86	ATLANTA	14-18	4.88	39	39	7	1	0	237.2	283	139	129	95	137
87	ATLANTA	8-13	4.98	39	28	3	1	0	197.0	212	118	109	85	95
Minor Totals		51-36	3.51	197	78	24	2	13	826.0	777	393	322	372	514
A.L. Totals		—	—	—	—	—	—	—	—	—	—	—	—	—
N.L. Totals		69-72	4.03	255	182	31	6	2	1281.0	1344	630	573	446	624
Atlanta Totals		69-72	4.03	255	182	31	6	2	1281.0	1344	630	573	446	624
M.L. Totals		69-72	4.03	255	182	31	6	2	1281.0	1344	630	573	446	624

MAHLER'S CAREER TRANSACTIONS

—Signed as free agent by Atlanta Braves, June 16, 1975

MAHLER'S CHAMPIONSHIP SERIES RECORD

YR	CLUB	W-L	ERA	G	GS	CG	SHO	SV	IP	H	R	ER	BB	SO
82	Atl. vs. St. L.	0-0	0.00	1	0	0	0	0	1.2	3	0	0	2	0

MAHLER'S WIN STREAK

Rick won 7 consecutive starts to begin the 1985 season. That was the longest win streak of his career. ... The Braves best ever win streak was posted by Dick Rudolph in 1914 when he won 12 consecutive games (including 2 relief victories) for the Miracle Braves between July 6 and August 20. Mahler's win streak was the 9th longest ever for the franchise and tied for the 4th best start by an Atlanta Braves' pitcher.

Here's a listing of the franchise's longest win streaks, provided by Elias Sports Bureau in research available from 1900 to the current:

Dick Rudolph	12 in 1914
Warren Spahn	10 in 1961 (not consecutive games)
Dick Rudolph	9 in 1914
Bill James	9 in 1914
Warren Spahn	9 in 1957
Bob Buhl	9 in 1957
Buzz Capra	9 in 1974
Several Players	8, most recent - Phil Niekro in 1982
Rick Mahler	7 in 1985

MAHLER (continued)

Year	Club	—Pitching—						—Batting—							
		GF	HR	IBB	HB	WP	BK	AB	R	H	2B	3B	HR	RBI	AVG.
1979	Atl	5	4	2	0	1	1	2	0	1	0	0	0	0	.500
1980	Atl	0	0	0	0	0	0	0	0	0	0	0	0	0	—
1981	Atl	10	5	5	1	3	1	27	0	4	1	0	0	2	.148
1982	Atl	0	18	5	1	8	2	58	5	11	0	0	1	4	.190
1983	Atl	1	0	1	0	0	0	2	0	0	0	0	0	0	.000
1984	Atl	1	13	7	3	3	1	71	6	21	3	0	0	3	.296
1985	Atl	0	24	8	2	3	1	90	9	14	1	0	0	8	.156
1986	Atl	0	25	10	3	5	1	83	8	16	3	0	0	7	.193
1987	Atl	1	24	8	2	5	2	65	4	11	4	0	0	5	.169
Totals		18	113	46	12	28	9	398	32	78	12	0	1	29	.196

MAHLER—DETAILED PITCHING STATISTICS

Season	1987							CAREER						
	W-L-S	ERA	G	IP	H	ER	SO	W-L-S	ERA	G	IP	H	ER	SO
Season	8-13-0	4.98	39	197.0	212	109	95	69-72-2	4.03	255	1281.0	1344	573	624
Home	6-6-0	4.18	22	114.0	112	53	53	39-30-2	3.67	132	669.0	673	273	315
Road	2-7-0	6.07	17	83.0	100	56	42	30-42-0	4.41	123	612.0	671	300	309
vs. Cin	2-0-0	4.35	4	20.2	14	10	8	11-2-1	3.64	23	133.2	127	54	72
Hou	0-4-0	7.40	5	20.2	27	17	9	7-11-0	4.59	30	141.1	159	72	64
LA	0-0-0	0.00	3	4.0	3	0	1	7-6-0	3.33	24	119.0	122	44	67
SD	0-1-0	7.54	4	22.2	33	19	10	6-5-0	3.97	33	145.0	146	64	67
SF	2-1-0	4.36	7	33.0	29	16	22	9-6-0	3.37	27	147.0	145	55	77
NL West	4-6-0	5.52	23	101.0	106	62	50	40-30-1	3.79	137	686.0	699	289	347
vs. Chi	1-1-0	4.60	3	15.2	12	8	10	5-6-0	3.92	19	96.1	88	42	47
Mtl	1-1-0	2.14	3	21.0	20	5	6	7-8-0	3.57	23	128.2	129	51	48
NY	0-1-0	3.71	3	17.0	22	7	11	2-8-0	3.60	20	95.0	116	38	56
Pha	2-2-0	4.74	4	24.2	26	13	10	7-7-0	5.40	20	110.0	135	66	59
Pit	0-1-0	3.86	1	7.0	9	3	2	3-6-0	4.67	17	69.1	77	36	28
StL	0-1-0	9.28	2	10.2	17	11	6	5-7-1	4.80	19	95.2	100	51	39
NL East	4-7-0	4.41	16	96.0	106	47	45	29-42-1	4.30	118	595.0	645	284	277
Pre-ASG	6-9-0	5.04	22	139.1	149	78	74	45-37-2	4.03	153	729.2	765	327	362
Post-ASG	2-4-0	4.84	17	57.2	63	31	21	24-35-0	4.02	102	551.1	579	246	262
In Apl	2-2-0	3.46	6	39.0	35	15	23	10-6-1	3.16	43	170.2	160	60	83
May	0-4-0	6.29	7	44.1	54	31	18	13-15-1	4.29	61	254.0	272	121	115
June	2-2-0	5.91	6	35.0	34	23	19	18-9-0	4.19	37	232.0	241	108	117
July	2-3-0	3.65	6	37.0	43	15	20	8-15-0	4.57	31	183.1	210	93	98
August	1-2-0	6.48	6	25.0	32	18	12	7-15-0	4.51	37	206.2	237	104	92
Sept/Oct	1-0-0	3.78	8	16.2	14	7	3	13-12-0	3.34	46	234.1	224	87	119
Day	1-2-0	5.03	12	62.2	65	35	29	20-18-1	3.77	64	310.0	310	130	126
Night	7-11-0	4.96	27	134.1	147	74	66	49-54-1	4.11	191	971.0	1034	443	498
Start	6-12-0	5.11	28	171.0	190	97	85	64-70-0	4.09	182	1154.2	1222	525	571
Relief	2-1-0	4.15	11	26.0	22	12	10	5-2-2	3.42	73	126.1	122	48	53

MAHLER/M.L. FIELDING

Year	Pct	G	PO	A	E	TC	DP
1979	.944	26	4	13	1	18	1
1980	1.000	2	0	1	0	1	0
1981	.943	34	14	19	2	35	0
1982	.982	39	19	36	1	56	5
1983	.667	10	1	1	1	3	1
1984	.969	38	20	42	2	64	5
1985	.943	39	21	45	4	70	9
1986	.955	39	23	41	3	67	2
1987	.982	39	13	42	1	56	2
Totals	.959	266	115	240	15	370	25

MAHLER CAREER HIGHS

MOST K'S: 9, 9/21/84 vs SD;
 LONGEST LOSING STREAK: 7
 games, 4/23-6/2/87; FEWEST
 HITS: 2, 4/6/82 vs SD; LONGEST
 SCORELESS STREAK: 21.0 IP,
 4/6-4/16/82; LONGEST WINNING
 STREAK: 7 games, 4/9-5/85

Eddie Mathews #58



POSITION: RHP
BATS: R **THROWS:** R
HT: 6'3" **WT:** 190

OPENING DAY AGE: 26
BORN: November 5, 1961, at Peoria, IL
RESIDES: Peoria, IL
M.L. SERVICE: 0 + 000
CONTRACT STATUS: Signed thru '88

ACQUIRED: Signed as a free agent on June 24, 1984 ... Signed by scout Stu Cann.

1987 SEASON: Split the '87 season between Class A Durham and AA Greenville ... Had a great start at Durham, posting a 4-1 slate, 1 save and a 1.94ERA in 10 Gs (6 starts) ... Allowed just 42H and 10BB in his 51IP ... Fanned 29 ... Earned promotion to AA Greenville and appeared in 37 games, all but one in relief ... Despite starting season at Durham, Mathews led Greenville staff in saves w/11 (5th in SL) ... Allowed just 62H in his 65.1IP ... Combined in '87, Mathews posted a 7-8 record, 12 saves and a 2.71ERA in 116.1IP (104H).

PRO CAREER: 1986—Was used as both a starter and reliever for Sumter in '86 ... Allowed just 122H in 130IP ... Tossed a three-hitter at Savannah on June 15 ... Earned promotion to AA Greenville ... **1985**—Registered a fine 2.23ERA for Bradenton in 17 relief efforts ... Was elevated to Durham and recorded a save in just two appearances ... **1984**—Began career at Bradenton, posting a 3-2 slate, 2 saves and a 2.35ERA.

PERSONAL/MISC.: Full name EDWARD JAMES MATHEWS ... Single ... Resides in Peoria, IL ... Attended Bradley University in Peoria, where he played baseball ... Graduated from Brimfield (IL) High School in 1979 where he was twice named All-State in basketball.

MATHEW'S CAREER RECORD

YR	CLUB	W-L	ERA	G	GS	CG	SHO	SV	IP	H	R	ER	BB	SO
84	Bradenton	3-2	2.35	15	2	0	0	2	38	39	18	10	14	22
85	Bradenton	5-3	2.23	17	0	0	0	2	32	33	14	8	10	31
	Durham	0-0	1.42	2	0	0	0	1	6	5	1	1	2	5
86	Sumter	8-9	4.50	30	19	3	0	1	130	122	92	65	73	85
	Greenville	0-0	7.71	2	0	0	0	0	2	2	2	2	1	1
87	Durham	4-1	1.94	10	6	0	0	1	51.0	42	11	11	10	29
	Greenville	3-7	3.31	37	1	0	0	11	65.1	62	27	24	30	45
Minor Totals		23-22	3.36	113	28	3	0	18	324.1	305	165	121	140	218

MATHEW'S CAREER TRANSACTIONS

—Signed as a free-agent by Braves on June 24, 1984.

David Miller #82

(Non-Roster Invitee)



POSITION: RHP
BATS: R **THROWS:** R
HT: 6'3" **WT:** 200

OPENING DAY AGE: 23
BORN: October 17, 1964, at Jacksonville, FL
RESIDES: Cantonment, FL
M.L. SERVICE: 0 + 000
CONTRACT STATUS: Signed thru '88

MILLER (continued)

ACQUIRED: Signed by the Braves as a free agent (June 21, 1986) ... Signed by Paul Snyder.

1987 SEASON: The two-year pro enjoyed his first taste of Class A action, leading the Carolina League in wins with 15, strikeouts w/155 and innings pitched w/205.1 ... Was tied for first w/8CGs, and T#2 w/27 starts ... Earned Carolina League All-Star honors for that effort ... Also was awarded the first annual Phil Niekro Award (given to Braves' top minor league pitching performance) ... Was only Bull with double-digit victories ... Allowed just 188 hits in 205.1IP.

PRO CAREER: 1986—Tied for 3rd in Gulf Coast League in saves with 8 ... Allowed only 6ER and walked just 7 in 40 innings of work, fanning 44 ... Was sent to Pulaski at the end of August and earned 2 wins in just 4 outings.

PERSONAL/MISC.: Full name DAVID SCOTT MILLER ... Single ... Resides in Cantonment, FL ... Attended the University of Mississippi and earned SEC player of the week honors ... Was a 1982 graduate of J.M. Tate HS in Gonzalez, FL ... Played baseball and football ... Was 14-1 his senior season, earning him Pensacola News-Journal Player of the Year honors.

MILLER'S CAREER RECORD

YR	CLUB	W-L	ERA	G	GS	CG	SHO	SV	IP	H	R	ER	BB	SO
86	Bradenton	3-2	1.34	18	0	0	0	8	40	25	8	6	7	44
	Pulaski	2-0	5.40	4	0	0	0	0	5	5	3	3	5	4
87	Durham	15-9	3.59	30	27	8	0	0	205.1	188	92	82	53	155
Minor Totals		20-11	3.34	52	27	8	0	8	250.1	218	103	91	65	203

MILLER'S CAREER TRANSACTIONS

—Signed by the Braves as a free agent, June 21, 1986.

Dale Murphy #3



POSITION: OF
BATS: R **THROWS:** R
HT: 6'4" **WT:** 215

OPENING DAY AGE: 32 years old
BORN: March 12, 1956, at Portland, OR
RESIDES: Roswell, GA
M.L. SERVICE: 10 + 046
CONTRACT STATUS: Signed thru '90

ACQUIRED: Was the Braves' #1 selection (5th player chosen overall) in the 1974 June Draft ... Re-signed as a free agent to a three-year contract (November 4, 1987) ... Originally signed by scout Bill Wight.

1987 SEASON: For the 6th straight time and the 7th in his 10-year ML career, Murphy was an NL All-Star ... Made the switch from center field to right field and was named Captain in spring training ... Was ranked #5 or better in 7 National League departments ... He led the Braves in 13 offensive departments ... Hit a career-best 44 HRs (Including 8 in September), the most by a Brave since Henry Aaron powered 47 in 1971 ... Now has 310 career HRs, 3rd best in franchise history (behind Aaron's 733 & Mathews' 493) and 2nd best in Atlanta history (behind Aaron's 335) ... The 310 HRs rank Murph 8th among active Major Leaguers ... Murphy has hit the most HRs in the last 5 seasons in the Majors, edging Philly's Mike Schmidt 182 to 181 ... Is T4th in RBIs (520) and 6th in hits (869) in the ML over the past 5 seasons ... Has hit the 2nd most HRs in the decade of the '80s—264 (trails only Schmidt (295); the O's Eddie Murray is 3rd w/226) ... Is T4th in the '80s w/his 768 RBIs (with Jim Rice) ...

Murphy's 44 HRs were 2nd best in the NL to Andre Dawson's 49, the only 2 NL players w/more than 40 homers in '87 ... Was also ranked in the NL: #1 w/29 Intentional BBs (#1 in ML); #3 in BBs (115); #4 w/a .417 OBP; T#4 w/a .580 SLG%; #5 w/115 Runs Scored and T#5 w/105 RBIs.

Murphy missed just 2 games in 1987, and believe it or not, his 159 games played were his lowest full-season total since 1980 (156) ... His 115 runs marked the 4th time he has scored more than 100 runs ... His 105 RBIs marked the 5th time in the last 5 seasons that he has driven in at least 100 runs ... His 16 steals were his most since 1984 ... The 115 BBs marked his 1st time over 100; and his 134 strikeouts were his fewest since 1984.

MURPHY (continued)

Enjoyed a 15-G hitting streak from June 3-18, hitting .400 (22-55) w/7 HRs and 15RBIs ... The 15-G hit string matched his career best ... Had 5 2-HR games in '87 (now has 27 in career) ... Clubbed a grand slam off Philly's Doug Bair on July 9 (his 1st since 1980 and 4th of his career) ... Reached base in his first 25 straight Gs of '87 (thru May 4) and in 73 of his 1st 74 Gs (thru June 28).

Murphy collected career hit #1500 on August 5; collected career RBI #900 on August 20; and collected career HR #300 on August 21 ... His 1555 Career Hits 927 Career RBIs; 584 Career XBH; 928 Runs; 732 BBs; are all Atlanta Braves career records ... His 145 stolen bases are 5th best in Atlanta baseball history.

Made the switch to right field w/ease ... Recorded 14 assists, matching his career best, set in 1980 ... Recorded 14 assists, matching his career best, set in 1980 ... The 14 assists were ranked #5 among NL outfielders ... Tied an NL single-game record w/5 BBs on May 23 vs Chicago ... Had best success against division rival Los Angeles, hitting .308 w/7 HRs and 19 RBIs ... Hit .367 w/6HRs and 13 RBIs vs the NY Mets; .297 w/5HRs & 13 RBIs vs SD; .297 w/5HRs & 12 RBIs vs Cincy; and .383 w/4HRs & 9 RBIs vs Houston.

PRO CAREER: 1986—Earned NL All-Star and Gold Glove honors ... Was 4th in the NL w/29 HRs; 5th in triples (7); 8th in walks (75) and 10th in slugging pct (.477) ... For the 5th straight season he led the Braves in Gs, runs and HRs, but for the first time since 1981 did not lead the team in batting average or RBIs ... Led team in hits and doubles for 3rd straight season ... Almost had his consecutive game streak snapped on April 29; after making a long running catch, Murphy braced his right hand on the fence, catching the palm between the seams and requiring 9 stitches in his hand to close the wound ... He was projected to be out 7-10 days, thus ending his streak at 676 straight games ... On the next night, April 30, Murph came off the bench in the fifth inning and clubbed a pinch-hit HR, extending his streak ... The consecutive game streak eventually came to an end on July 9 when he was given a day off after 740 straight efforts (dating back to September 27, 1981) ... His 740-G string is 11th longest on the all-time list ... Collected his 250th career HR on June 30 vs SF ... Became the 85th player in baseball history to reach that plateau; the 19th active player ...

1985—Earned NL All-Star, Gold Glove, The Sporting News All-Star and Silver Slugger honors ... Collected over 100 RBIs, had more than 35 HRs and notched more than 160 hits for the 4th straight season ... Also played in every game for the 4th straight season, running his consecutive game streak to 657 games (15th on all-time list) ... Hit .300 for the 2nd time in his career; hit a then-career best 32 doubles and 37 HRs ... Was the NL's Player of the Month for April (.380BA, 9HRs, 29RBIs, 17 runs, 8 doubles and a .863 SLG% in 19 games) ... Homered in 4 straight games, April 11-14, only the 2nd time in his career (1978 also) ... His 29 RBIs for the month of April tied an all-time record for the month (tied w/Ron Cey, 1977) ... Enjoyed a 15-G hit streak, then the longest of his career ... Received the Gillette Trophy for collecting the most votes (1,425,952) for the 1985 All-Star Game ... Became the 2nd Brave to win the Gillette Trophy; Henry Aaron won it w/1,394,847 votes in 1970 and 1,119,306 votes in 1971 ...

1984—Earned NL All-Star, Gold Glove, The Sporting News, AP & UPI All-Star honors ... Led the NL in games (162), total bases (332) and slugging pct (.547) and tied for league lead in HRs (36) w/Mike Schmidt ... Was also 3rd in the loop in RBIs (100) and T5th in doubles (32) ... It was the 3rd straight season Murphy hit 36 HRs and drove in at least 100 runs ... Collected his 200th career HR on September 28 off San Diego's Dave Dravecky ... Named NL Player of the Month for September (.298 w/8 HRs and 24 RBIs) ... Collected the 1000th hit of his career on August 30 vs Chicago ...

1983—Became the youngest NL player ever to win back-to-back MVP Awards (Ernie Banks, Joe Morgan and Mike Schmidt also won two consecutive MVP awards) ... Became only the 4th Brave to win the award; the others include: Johnny Evers in 1914 (Chamber Award); Bob Elliott in 1947 and Henry Aaron in 1957 ... Also became just the 6th Major Leaguer (4th in NL, 2nd Brave) to join the 30-30 club (HRs & steals) ... Earned NL All-Star, Gold Glove, The Sporting News Player of the Year, The Sporting News Silver Slugger, and The Sporting News, AP & UPI All-Star honors ... Led the NL in slugging (.540); RBIs (121) and games (162); Was 2nd in loop in runs (131); total bases (318); and homers (36); 3rd in OBP (.393); 4th in walks (90) and 5th in GW-RBIs (14) and 6th in batting (.302) ...

1982—Won his first of 2 straight National League MVP and Player of the Year Awards while leading the Braves to the NL Western Division title ... Earned NL All-Star, Gold Glove and The Sporting News Silver Slugger honors ... Led the National League in games (162); tied for the NL lead w/109 RBIs (w/Montreal's Al Oliver); was 2nd in HRs (36) and runs (113); 3rd in total bases (303); 4th in walks (93) ... Played in all 162 games to become the first Brave to do so since Felix Milan in 1969 ... **1981**—Hit 13 HR and drove in 50 runs, but batted just .247 during the strike-shortened season ... **1980**—Earned NL All-Star honors in his first season as an outfielder ... Finished 3rd in the NL in HRs w/33, behind teammate Bob Horner and HR champ Mike Schmidt ... It was the first time that two NL players on the same team had finished in the top 3 in HRs since the Braves' Dave Johnson & Darrell Evans did so in '73 ... **1979**—The first

MURPHY (continued)

baseman/catcher clubbed 21 HRs ... Enjoyed a 3-HR day on May 18 vs San Francisco, becoming 6th Atlanta player to do so ... **1978**—Hit 23 homers and drove in 79 runs in his first full season of Major League action ... **1977**—Named to the Topps AAA All-Star team on the heels of a .305BA, 33 doubles, 22 HRs and 90 RBIs ... Earned a promotion to Atlanta ... **1976**—Started season at Savannah and ended w/Atlanta ... Named to Minor League All-Star team ... Made ML Debut on September 13, at Los Angeles (was 2-4 w/2 RBIs) ... **1975**—Named to Western Carolinas League All-Star team ... **1974**—Began pro career at King sport.

PERSONAL/MISC.: Full name DALE BRYAN MURPHY ... Married the former Nancy Thomas (10/29/79) ... Five Children: Chad (7), Travis (5), Shawn (4), Tyson Davis (2) and Tyler (9 months) ... Attended Brigham Young University ... Was a 1974 graduate of Woodrow Wilson High School in Portland, OR, where he was All-City and All-State in baseball ... Won the prestigious Lou Gehrig Memorial Award in 1985, given to the player who best exemplifies the image and character of the Hall of Famer ... Was recognized by Sports Illustrated as 1 of the top 8 athletes in the world "who care the most" ... Instead of honoring their annual Sportsman/woman of the Year in 1987, SI honored the top 8 athletes in the world who give of themselves; Murphy represented Major League Baseball ... Writes a weekly column for youths in the Atlanta Journal-Constitution and in lieu of payment, Murphy and the Atlanta J-C offer a four-year college scholarship to a needy high school graduate ... Is the Co-Chairman of the Braves' "65 Roses Club" that raises funds for Cystic Fibrosis research ... Is chairman of the Atlanta chapter of the Make-A-Wish Foundation ... Is a member of the national board of the Huntington's Disease Society of America ... A spokesman for the Georgia March of Dimes, the American Heart Association, the Georgia PTA, the Arthritis Foundation and the Atlanta school district's drive to encourage reading and summer school enrollment ... Has done public service announcements for the Animal Protection Agency, Atlanta's Shepard Spinal Center and the American Legion baseball league, among numerous others ... Is a regular speaker at an annual series of seminars on the family, called Family Fare.

MURPHY'S CAREER RECORD

YR	CLUB	AVG	G	AB	R	H	2B	3B	HR	RBI	BB	SO	SB
74	Kingsport	.254	54	181	28	46	7	0	5	31	24	53	0
75	Greenwood	.228	131	443	48	101	20	1	5	48	36	63	5
76	Savannah	.267	104	352	37	94	13	5	12	55	25	61	6
	Richmond	.260	18	50	10	13	1	1	4	8	1	12	0
	ATLANTA	.262	19	65	3	17	6	0	0	9	7	9	0
77	Richmond	.305	127	466	71	142	33	4	22	90	33	64	4
	ATLANTA	.316	18	76	5	24	8	1	2	14	0	8	0
78	ATLANTA	.226	151	530	66	120	14	3	23	79	42	145	11
79	ATLANTA	.276	104	384	53	106	7	2	21	57	38	67	6
80	ATLANTA	.281	156	569	98	160	27	2	33	89	59	133	9
81	ATLANTA	.247	104	369	43	91	12	1	13	50	44	72	14
82	ATLANTA	.281	162	598	113	168	23	2	36	109	93	134	23
83	ATLANTA	.302	162	589	131	178	24	4	36	121	90	110	30
84	ATLANTA	.290	162	607	94	176	32	8	36	100	79	134	19
85	ATLANTA	.300	162	616	118	185	32	2	37	111	90	141	10
86	ATLANTA	.265	160	614	89	163	29	7	29	83	75	141	7
87	ATLANTA	.295	159	566	115	167	27	1	44	105	115	136	16
Minor Totals		.265	434	1492	194	396	74	11	48	232	119	253	15
A.L. Totals		—	—	—	—	—	—	—	—	—	—	—	—
N.L. Totals		.279	1519	5583	928	1555	241	33	310	927	732	1230	145
N.L. Totals		.279	1519	5583	928	1555	241	33	310	927	732	1230	145
M.L. Totals		.279	1519	5583	928	1555	241	33	310	927	732	1230	145

GW-RBI: 1980 - 13; 1981 - 3; 1982 - 14; 1983 - 14; 1984 - 13; 1985 - 15; 1986 - 12; 1987 - 7; Total: 91

MURPHY'S CAREER TRANSACTIONS

- Selected by Atlanta Braves' organization in 1st round (fifth player selected) of free-agent draft, June 5, 1974.
- On disabled list, May 25 to July 19, 1979.

MURPHY (continued)

MURPHY'S CHAMPIONSHIP SERIES RECORD

YR	CLUB, OPP	AVG	G	AB	R	H	2B	3B	HR	RBI	BB	SO	SB
82	Atl. at St. L.	.273	3	11	1	3	0	0	0	0	0	2	1

MURPHY'S ALL-STAR GAME RECORD

YR	CLUB, SITE	AVG	G	AB	R	H	2B	3B	HR	RBI	BB	SO	SB
80	NL/LA	.000	1	1	0	0	0	0	0	0	0	0	0
82	NL/Mtl.	.000	1	2	1	0	0	0	0	0	1	0	0
83	NL/Chi. (AL)	.333	1	3	0	1	0	0	0	1	0	1	0
84	NL/SF	.667	1	3	1	2	0	0	1	1	1	0	0
85	NL/Minn.	.333	1	3	0	1	0	0	0	0	0	1	0
86	NL/Hou.	.000	1	2	0	0	0	0	0	0	0	0	0
87	NL/Oak.	.000	1	1	0	0	0	0	0	0	0	0	0
Totals—7 Yrs.		.267	7	15	2	4	0	0	1	2	2	2	0

N.L. HOME RUNS BY BALLPARK

at Atlanta	177	at Houston	12	at New York	11	at St. Louis	6
at Chicago	11	at Los Angeles	16	at Philadelphia	10	at San Diego	16
at Cincinnati	16	at Montreal	4	at Pittsburgh	9	at San Francisco	22

MURPHY—DETAILED HITTING STATISTICS

	1987						CAREER				
	AVG.	G	AB	H	HR	RBI	AVG.	AB	H	HR	RBI
Season	.295	159	566	167	44	105	.279	5583	1555	310	927
Home	.346	81	269	93	25	61	.295	2733	805	172	486
Road	.249	78	297	74	19	44	.263	2850	750	138	441
vs. Cin	.297	18	64	19	5	12	.245	662	162	36	99
Hou	.383	18	60	23	4	9	.278	634	176	30	89
LA	.308	18	65	20	7	19	.265	663	176	31	105
SD	.297	18	64	19	5	13	.308	646	199	45	126
SF	.267	17	60	16	3	7	.298	607	181	47	127
NL West	.310	89	313	97	24	60	.278	3212	894	189	546
vs. Chi	.333	11	42	14	4	8	.343	423	145	25	86
Mtl	.146	12	41	6	3	4	.271	388	105	13	44
NY	.364	12	44	16	6	13	.258	368	95	22	60
Pha	.333	11	42	14	3	11	.281	405	114	24	71
Pit	.250	12	40	10	2	4	.253	388	98	19	60
StL	.227	12	44	10	2	5	.261	399	104	18	60
NL East	.277	70	253	70	20	45	.279	2371	661	121	381
Pre-ASG	.305	87	317	98	25	61	.285	2778	791	166	473
Post-ASG	.277	72	249	69	19	44	.272	2805	764	144	454
In Apl	.325	21	83	27	3	10	.291	712	207	53	153
May	.320	28	97	31	11	20	.290	954	277	48	138
June	.309	27	97	30	10	23	.276	858	237	52	138
July	.209	25	91	19	4	13	.272	852	232	44	127
August	.327	28	101	33	8	18	.288	995	287	52	172
Sept/Oct	.278	30	97	27	8	21	.260	1212	315	61	199
Day	.310	47	171	53	15	33	.279	1622	452	96	273
Night	.289	112	395	114	29	72	.278	3961	1103	214	654
Grass	.314	118	411	129	37	88	.291	4074	1186	250	724
Turf	.245	41	155	38	7	17	.245	1509	369	60	203
vs. RHP	.279	—	416	116	29	71	.271	4098	1110	223	676
LHP	.340	—	150	51	15	34	.300	1485	445	87	251
Pinch Hitting	—	—	—	—	—	—	.417	12	5	2	4

MURPHY (continued)

MURPHY/M.L. FIELDING								
1B								
Year	Pct	G	PO	A	E	TC	DP	
1978	.984	129	1137	92	20	1249	84	
1979	.980	76	685	42	15	742	61	
1980	1.000	1	10	1	0	11	0	
1981	1.000	3	10	0	0	10	1	
Totals	.983	209	1842	135	35	2012	146	
C								
Year	Pct	G	PO	A	E	TC	DP	PB
1976	.974	19	100	13	3	116	9	0
1977	.954	18	114	11	6	131	2	5
1978	.970	21	83	13	3	99	0	6
1979	.966	27	127	15	5	147	11	2
Totals	.966	85	424	52	17	493	22	13
OF								
Year	Pct	G	PO	A	E	TC	DP	
1980	.985	154	374	14	6	394	4	
1981	.981	103	254	11	5	270	4	
1982	.979	162	407	6	9	422	2	
1983	.985	160	373	10	6	389	0	
1984	.986	160	369	10	5	384	1	
1985	.980	161	334	8	7	349	4	
1986	.981	159	303	6	6	315	1	
1987	.977	159	325	14	8	347	1	
Totals	.982	1059	2739	79	52	2879	17	

MURPHY CAREER HIGHS

MOST HITS: 5, two times, last 8/18/84 vs St. L.; MOST RBI: 6, 7/12/78 vs SF; MOST HR: 3, 5/18/79 vs SF; MOST SB: 3, 9/13/83 vs Cin.; LONGEST BATTING STREAK: 15 games, twice, 1985 and 1987



MURPHY'S HONOR ROLL

NATIONAL LEAGUE MOST VALUABLE PLAYER - BBWAA:
1983, 1982

NATIONAL LEAGUE PLAYER OF THE YEAR - The Sporting News: 1983, 1982

ALL-STAR TEAM - The Sporting News: 1985, 1984, 1983, 1982

ALL-STAR TEAM - UPI: 1984, 1983, (1st year team selected)

ALL-STAR TEAM - AP: 1984, 1983, 1982

GOLD GLOVE AWARD - Rawlings/The Sporting News: 1986, 1985, 1984, 1983, 1982

SILVER STICK AWARD - Louisville Slugger: 1985, 1984, 1983, 1982

N.L. PLAYER OF THE MONTH - 1986, August; 1985, April; 1984, Sept.; 1983, Sept.; 1982, April; 1980, Aug.

NATIONAL LEAGUE ALL-STAR GAME SQUAD - Fan voting: 1986, 1985, 1984, 1983, 1982; Selection, 1980, 1987.

MURPHY TIES N.L. PLAYER OF MONTH RECORD

When he became the National League's Player of the Month for August, 1986, Dale Murphy joined Pete Rose and George Foster as the only players who have won the honor six times since its inception in 1958. Murphy also won the award in April 1985, September 1984, September 1983, April 1982, and August 1980.

BACK-TO-BACK MVP WINNERS

Dale Murphy became only the fourth National League player ever to win back-to-back MVP awards when he did it in 1982-83. Here is a list of the four players to have achieved this:

1958-59 Ernie Banks, Chicago Cubs
1975-76 Joe Morgan, Cincinnati Reds

1980-81 Mike Schmidt, Philadelphia Phillies
1982-83 Dale Murphy, Atlanta Braves

MURPHY (continued)

1980's LEADERS

Here's a listing of the RBI and home run men in the major leagues over the last eight seasons, 1980 through 1987:

HOME RUNS

1. Mike Schmidt 295	6. Dave Winfield 198
2. Dale Murphy 264	7. Darrell Evans 197
3. Eddie Murray 226	8. Reggie Jackson . . . 194
4. Dwight Evans 215	Gary Carter 194
5. Tony Armas 201	10. Lance Parris 193

RBI

1. Mike Schmidt 839	6. Gary Carter 739
2. Eddie Murray 824	Andre Dawson 739
3. Dave Winfield 792	8. Cecil Cooper 706
4. Dale Murphy 768	9. Harold Baines 682
Jim Rice 768	10. Bill Buckner 669

STRING OF FOUR

Dale Murphy had finished among the top ten in BBWAA voting for MVP in each of four years (1982-85) and was the only National Leaguer to stake such a claim. He finished first in 1982 and 1983, 9th in 1984 and 7th in 1985.

PLAYERS WITH 700 OR MORE CONSECUTIVE GAMES (14)

Player	Games	Player	Games
H. Louis Gehrig 2130		Edward F. Yost 829	
L. Everett Scott 1307		Augustus R. Suhr 822	
Steven P. Garvey 1207		J. Nelson Fox 798	
Billy L. Williams 1117		Peter E. Rose 745	
Joseph W. Sewell 1103		Dale Murphy 740	
Cal Ripken, Jr. 927		Richie Ashburn 730	
Stanley F. Musial 895		Earnest Banks 717	

Graig Nettles #19

(Non-Roster Invitee)



POSITION: IF
BATS: L THROWS: R
HT: 6'0" WT: 190

OPENING DAY AGE: 43
BORN: August 20, 1944, at San Diego, CA
RESIDES: Del Mar, CA
M.L. SERVICE: 19 + 056
CONTRACT STATUS: Signed thru '88

NETTLES (continued)

ACQUIRED: Signed by the Braves as a free agent (December 7, 1987.)

1987 SEASON: 1987 marked Nettles' 21 season in the Major Leagues, his first with the Braves ... Was a late spring invitee and earned a spot on the Braves roster by leading the club in HRs (7) and batting (.404) ... Was the Braves top pinch-hitter, clubbing 3 HRs and driving in 23 runs—only 2 RBIs shy of matching the Major League record of 25 pinch-hit RBIs (done 3 times, last by Rusty Staub in 1983) ... Nettles' 72 pinch-hit at bats were just 9 shy of tying Staub's ML record of 82 in 1983 ... Hit a dramatic, pinch-hit grand slam on May 2nd vs Houston, becoming the 2nd oldest player in baseball history to hit a pinch slam (oldest Tony Perez at 42 years, 11 months) ... Had the best RBI-per-AB ratio on the Braves—driving in 1 run every 5.36 at bats.

PRO CAREER: 1986—Ranks #1 among active players w/his 2620 Games Played ... Is also #2 among active players w/389 HRs; T#3 w/21 years of service (T#40 on All-Time List); 6th w/1300 RBIs and 11th w/2220 Hits ... Spent 11 seasons w/the NY Yankees, where he was honored as only the 6th captain in NYY history; was named on January 29, 1982 (other NYY captains include Roger Peckinpaugh, Babe Ruth, Everett Scott, Lou Gehrig and Thurman Munson) ... Left NYY as the 6th most prolific HR hitter in their famed history behind Ruth, Mickey Mantle, Gehrig, Joe DiMaggio and Yogi Berra (all Hall of Famers) ... Owns AL record for most HRs by a third baseman w/319 ... And shares AL mark for the most HRs in a twinbill, 4, on April 14, 1974 ... Appeared in 5 World Series and named to 6 All-Star Teams (5AL/1NL) ... **1986—**Clubbed 16 homers in '86, marking the 17th straight season in which he hit 15 or more ... **1985—**Was voted to the NL All-Star squad as a starter by the fans; it was Nettles' 6th All-Star appearance, his 1st in the NL ... Played in 137 games in '85, his most since 1979 ... Walked 78 times, his highest total since 1973 ... Collected his 2,000th career hit, a 5th-inning single off Montreal's Steve Rogers on May 19 at Olympic Stadium ... Made just 2 errors in his final 47 games of the season ... **1984—**For the 11th time in the last 15 seasons, Nettles hit the 20-HR plateau ... It took a record-setting performance in August to propel him to that level, however ... Nettles became only the 8th player in ML history to homer in 6 consecutive games ... He hit a total of 7 HRs in that 6-G span, tying an NL record for HRs in a 6-G stretch (w/ George Kelly, Walker Cooper and Willie Mays) ... The 6-G HR streak put Nettles in some elite company w/Ken Williams, Lou Gehrig, Roy Sievers, Roger Maris, Frank Howard, and Reggie Jackson ... **1983—**Collected more than 100 hits for the first time since 1979 and had highest BA since 1978 ... **1982—**Started slowly due to broken thumb suffered on April 26 (same thumb he injured in '81 WS) ... Activated on May 18 ... Hit his 300th career HR on June 26 at Yankee Stadium off Cleveland's Rick Waits ... NYY were 13-3 in games Nettles' homered ... **1981—**Made strong comeback after missing final two months of 1980 w/hepatitis ... Tied for team lead w/7HRs in first half ... Added another 8 in the 2nd half ... NYY were 11-3 in games he homered ... Moved to 6th on the NYY All-Time HR list, passing Dickey and Maris ... Also moved past Skowro and Munson on the NYY All-Time RBI list (to 14th) ... Earned MVP honors during the '81 ALCS vs Oakland (.500 BA, 1 HR, 9RBIs) ... **1980—**Missed 67 games due to a bout w/hepatitis ... Still finished 2nd on the club w/his 16 HRs ... It was the first time since 1972 he failed to hit 20 ... His 16th HR was his 267th as a third baseman, passing Brooks Robinson as the All-Time AL leader among third basemen in career HRs ... Had a 41-G errorless string and committed just 3 in his final 69 games ... Hit his first ever inside-the-park HR in the 2nd playoff game at KC ... **1979—**Clubbed 20 HRs, the 7th straight season he hit at least 20 roundtrippers and the 10th straight year in double figures ... Moved past Tony Lazzeri to move into the top 10 on the All-Time Yank list ... Played in 145 games, breaking a string of 9 straight years in which he played 150+ games ... **1978—**Showed his fielding excellence in Game 3 of the World Series ... Played in 150+ games for the 9th straight season ... Tied w/Reggie Jackson for the NYY HR lead w/27, 9th in AL ... It was his 6th straight 20+ HR season (and 8th of last 9) on the NYY and 11th in the AL ... Had 13 GW-RBIs to lead the Yanks ... Won Gold Glove for 2nd straight season ... Had a .975 field pct, breaking the All-Time NYY single season mark by a third baseman ... Led the loop in double plays w/20 and was among league leaders in putouts and assists ... Was the AL Player of the Week (6/21-27) ... Was named to the AL, AP, UPI and The Sporting News All-Star Teams ... **1977—**Led NYY in HRs w/37, 2nd in the AL (after winning AL HR title w/32 in '76) ... Had a career-best 107 RBIs, and now has 90+ RBIs for 4 straight seasons ... Set personal bests in HRs, RBIs and runs (99) ... Earned AL, TSN and UPI All-Star honors ... Was 5th in AL MVP balloting ... Now holds NYY record for most HRs and RBIs by a third baseman in a single season ... Was named the All-Time Yankee third baseman in a poll of sportswriters since **1976—**Won AL HR title w/37, becoming first NYY to lead the loop in HRs since Maris hit 61 in '61 ... Hit 20 in the 2nd half ... In fact, Nettles was hitting just .188 w/4 HRs on June 1st ... **1975—**Was voted to the AL All-Star starting lineup by the fans and to the TSN All-Star team ... Missed just 3 games ... Drove in a career-best 91 runs ... Had 21 HRs ... **1974—**Clubbed 11 HRs in the month of April, tying Willie

NETTLES (continued)

Stargell for the ML record ... Had 23 RBIs that month, including a streak of 10 straight RBI games, just 1 shy of the Babe Ruth-Mel Ott record ... Named Player of the Month in the AL for his efforts ... Led NYY in HRs (22) ... **1973**—Led Yanks in HRs (22) ... **1972**—Hit just 17 HRs and drove in 70 runs for the Indians ... **1971**—Established ML record for assists by a third baseman in one season with 412 (had 410 in '73) ... Also set the DP record for third sackers (54) ... Named Cleveland Indians Man of the Year ... **1970**—Hit 26 HRs and drove in 62 runs in first season w/Indians ... **1969**—Played in just 96 games for Minnesota, the only time in his career he did not play in at least 100 Gs ... Was a member of the Twins' club that played in the first ever League Championship series vs Baltimore ... **1968**—Enjoyed fine season at AAA Denver, leading league w/12 triples ... Was promoted to Minnesota ... **1967**—Made jump from AA Charlotte to Minnesota, appearing in just 3 games ... Led league in HRs w/19 for Charlotte ... **1966**—Began pro career at Wisconsin Rapids.

PERSONAL/MISC.: Full name GRAIG NETTLES ... Married the former Ginger Mechling ... Four Children: Barrie (11-20-72); Michael (7-10-70); Timothy (6-23-72) and Jeffrey (8-20-78) ... Attended San Diego State University and San Diego High School ... Was originally the Minnesota Twins' #4 selection in the 1965 June Draft ... His brother, Jim, was a former Major Leaguer, playing for 4 clubs.

NETTLES' CAREER RECORD

YR	CLUB	AVG	G	AB	R	H	2B	3B	HR	RBI	BB	SO	SB
66	Wis. Rapid	.269	117	413	84	111	19	6	28	75	51	64	15
67	Charlotte	.232	140	499	69	116	18	4	19	86	55	72	5
	Minnesota	.333	3	3	0	1	1	0	0	0	0	0	0
68	Denver	.297	130	451	84	134	17	12	22	83	66	82	0
	Minnesota	.224	22	76	13	17	2	1	5	8	7	20	0
69	Minnesota	.222	96	225	27	50	9	22	7	26	32	47	1
70	Cleveland	.235	157	549	81	129	13	1	26	62	81	77	3
71	Cleveland	.261	158	598	78	156	18	1	28	86	82	56	7
72	Cleveland	.253	150	557	65	141	28	0	17	70	57	50	2
73	New York (AL)	.234	160	552	65	129	18	9	22	81	78	76	0
74	New York (AL)	.246	155	566	74	139	21	1	22	75	59	75	1
75	New York (AL)	.267	157	581	71	155	24	4	21	91	51	88	1
76	New York (AL)	.254	158	583	88	148	29	2	32	93	62	94	11
77	New York (AL)	.255	158	589	99	150	23	4	37	107	68	79	2
78	New York (AL)	.276	159	587	81	162	23	2	27	93	59	69	1
79	New York (AL)	.253	145	521	71	132	15	1	20	73	59	53	1
80	New York (AL)	.244	89	324	52	79	14	0	16	45	42	42	0
81	New York (AL)	.244	103	349	46	85	7	1	15	46	47	49	0
82	New York (AL)	.232	122	405	47	94	11	2	18	55	51	49	1
83	New York (AL)	.266	129	462	56	123	17	3	20	75	51	65	0
84	San Diego	.228	124	395	56	90	11	1	20	65	58	55	0
85	San Diego	.261	137	440	66	115	23	1	15	61	72	59	0
86	San Diego	.218	126	354	36	77	9	0	16	55	41	62	0
87	ATLANTA	.209	112	177	16	37	8	1	5	33	22	25	1
Minor Totals		.265	387	1363	237	361	54	22	69	244	172	218	20
A.L. Totals		.251	2121	7527	1014	1890	273	25	333	1086	886	989	31
N.L. Totals		.234	499	1366	174	319	51	3	56	214	193	201	1
Atlanta Totals		.209	112	177	16	37	8	1	5	33	22	25	1
M.L. Totals		.248	2620	8893	1188	2209	324	28	389	1300	1079	1190	32

GW-RBI: 1980-4, 1981-7, 1982-5, 1983-5, 1984-8, 1985-4, 1986-5, 1987-4; Total-42

NETTLES' CAREER TRANSACTIONS

- Signed by the Minnesota Twins as a 4th round selection in the June Free Agent Draft, 1965
- Traded with pitchers Dean Chance and Bob Miller and outfielder Ted Uhlaender to the Cleveland Indians for pitchers Luis Tiant and Stan Williams, December 12, 1969.
- Traded with catcher Jerry Moses to the New York Yankees for catcher-1st baseman John Ellis, infielder Jerry Kennedy and outfielders Charlie Spikes and Rosendo Torres, November 27, 1972.
- Traded to the San Diego Padres for pitcher Dennis Rasmussen, March 31, 1981.
- Signed by Atlanta Braves as free agent, April 1, 1987.
- Signed by Atlanta Braves as free agent, December 7, 1987.

NETTLES (continued)

NETTLES' DIVISION SERIES RECORD

YR	CLUB, OPP	AVG	G	AB	R	H	2B	3B	HR	RBI	BB	SO	SB
80	N.Y. vs. Mil.	.059	5	17	1	1	0	0	0	1	3	1	0

NETTLES' CHAMPIONSHIP SERIES RECORD

YR	CLUB, OPP.	AVG	G	AB	R	H	2B	3B	HR	RBI	BB	SO	SB
69	Minn. vs. Balt.	1.000	1	1	0	1	0	0	0	0	0	0	0
76	N.Y. vs. K.C.	.253	5	17	2	4	1	0	2	4	3	3	0
77	N.Y. vs. K.C.	.150	5	20	1	3	0	0	0	1	0	3	0
78	N.Y. vs. K.C.	.333	4	15	3	5	0	1	1	2	0	1	0
80	N.Y. vs. K.C.	.167	2	6	1	1	0	0	1	1	0	1	0
81	N.Y. vs. Oak.	.500	3	12	2	6	2	0	1	9	1	0	0
84	S.D. vs. Chi.	.143	4	14	1	2	0	0	0	2	1	1	0
L.C.S. Totals		.259	24	85	10	22	3	1	5	19	5	9	0

NETTLES' WORLD SERIES RECORD

YR	CLUB, OPP.	AVG	G	AB	R	H	2B	3B	HR	RBI	BB	SO	SB
76	N.Y. vs. Cin.	.250	4	12	0	3	0	0	0	2	3	1	0
77	N.Y. vs. L.A.	.190	6	21	1	4	1	0	0	2	2	3	0
78	N.Y. vs. L.A.	.160	6	25	2	4	0	0	0	1	0	6	0
81	N.Y. vs. L.A.	.400	3	10	1	4	1	0	0	0	1	1	0
84	S.D. vs. Det.	.250	5	12	2	3	0	0	0	2	5	0	0
W.S. Totals		.225	15	80	6	18	2	0	0	7	11	11	0

NETTLES' ALL-STAR GAME RECORD

YR	CLUB, SITE	AVG	G	AB	R	H	2B	3B	HR	RBI	BB	SO	SB
75	A.L./Mil.	.250	1	4	0	1	0	0	0	0	0	1	0
77	A.L./N.Y. (AL)	.000	1	2	0	0	0	0	0	0	0	1	0
78	A.L./S.D.	.000	1	0	0	0	0	0	0	0	0	0	0
79	A.L./Sea.	1.000	1	1	0	1	0	0	0	0	0	0	0
80	A.L./L.A.	.000	1	2	0	0	0	0	0	0	0	0	0
85	N.L./Minn.	.000	1	2	0	0	0	0	0	0	0	1	0
A.S.G. Totals		.200	6	10	0	2	0	0	0	0	0	3	0

NETTLES' N.L. HOME RUNS BY BALLPARK

at Atlanta	7	at Houston	2	at New York	1	at St. Louis	1
at Chicago	4	at Los Angeles	1	at Philadelphia	1	at San Diego	30
at Cincinnati	2	at Montreal	3	at Pittsburgh	0	at San Francisco	1

1987 HOME RUN BREAK DOWN

	BRAVES	OPP.
HOME	82	88
ROAD	70	75
BASES EMPTY	92	88
1 MAN ON	37	50
2 MEN ON	20	23
3 MEN ON	3	2

NETTLES (continued)

NETTLES—DETAILED HITTING STATISTICS

	1987						CAREER				
	AVG.	G	AB	H	HR	RBI	AVG.	AB	H	HR	RBI
Season	.209	112	177	37	5	33	.248	8893	2209	389	1300
Home	.232	54	82	19	2	23	.249	4369	1090	214	715
Road	.189	58	95	18	3	10	.247	4524	1119	175	585
vs. Atl							.287	129	37	7	22
Cin	.000	8	6	0	0	0	.205	122	25	7	28
Hou	.333	14	15	5	1	7	.220	141	31	7	33
LA	.250	13	20	5	1	4	.206	126	26	4	19
SD	.150	13	20	3	2	3	.150	20	3	2	3
SF	.286	16	21	6	1	6	.267	146	39	9	31
NL West	.231	64	82	19	5	20	.235	684	161	36	136
vs. Chi	.105	9	19	2	0	3	.202	124	25	5	19
Mtl	.150	10	20	3	0	2	.231	117	27	6	16
NY	.188	8	16	3	0	5	.204	103	21	5	17
Pha	.250	8	16	4	0	0	.248	109	27	3	10
Pit	.200	4	5	1	0	1	.320	100	32	1	11
StL	.263	9	19	5	0	2	.202	114	23	3	18
NL East	.189	48	9	18	0	13	.232	667	155	23	91
Pre-ASG	.208	62	125	26	4	24	.253	4624	1171	202	676
Post-ASG	.212	50	52	11	1	9	.243	4269	1038	187	624
In Apl	.214	14	14	3	1	3	.254	1318	335	64	195
May	.204	20	49	10	1	13	.254	1520	386	56	228
June	.161	19	31	5	2	5	.250	1565	391	63	244
July	.238	20	42	10	0	4	.239	1450	397	69	211
August	.316	18	19	6	0	2	.240	1465	351	71	207
Sept/Oct	.136	21	22	3	1	6	.253	1575	399	66	215
Day	.188	39	64	12	3	12	.250	2579	645	112	403
Night	.221	73	113	25	2	21	.248	6314	1564	277	897
Grass	.206	85	141	29	5	31	.247	6262	1540	273	903
Turf	.222	27	36	8	0	2	.251	2667	669	116	397
vs. RHP	.190	—	126	24	5	24	.250	5958	1491	253	858
LHP	.255	—	51	13	0	9	.245	2935	718	136	442
Pinch Hitting	.181	—	72	13	3	23	.201	174	35	9	49

BRAVES BITS

DID YOU KNOW ... Ralph Garr's first Major League stolen base was a steal of home in September, 1968.

NETTLES (continued)

NETTLES/M.L. FIELDING							
3B							
Year	Pct	G	PO	A	E	TC	DP
1967	—	—	—	—	—	—	—
1968	.923	5	5	7	1	13	1
1969	.982	21	12	42	1	55	3
1970	.967	154	134	358	17	509	40
1971	.973	158	159	412	16	587	54
1972	.957	150	114	358	21	493	27
1973	.953	157	117	410	26	553	39
1974	.961	154	147	377	21	545	29
1975	.964	157	135	379	19	533	31
1976	.965	158	137	383	19	539	30
1977	.974	156	132	321	12	465	31
1978	.975	159	109	326	11	446	30
1979	.966	144	110	339	16	465	30
1980	.960	88	58	182	10	250	18
1981	.972	97	63	214	8	285	14
1982	.934	113	73	255	23	351	23
1983	.956	126	78	273	16	367	18
1984	.936	119	93	201	20	314	14
1985	.959	130	122	229	15	366	16
1986	.941	114	83	174	16	273	14
1987	.951	40	12	46	3	61	6
Totals	.961	2400	1893	5286	291	7470	468
1B							
Year	Pct	G	PO	A	E	TC	DP
1968	.968	16	28	2	1	31	0
1987	1.000	6	49	10	0	59	7
Totals	.989	22	77	12	1	90	7
SS							
Year	Pct	G	PO	A	E	TC	DP
1976	1.000	1	0	1	0	1	0
1978	1.000	2	1	0	0	1	0
1980	1.000	1	1	0	0	1	0
Totals	1.000	4	2	1	0	3	0
OF							
Year	Pct	G	PO	A	E	TC	DP
1968	1.000	3	17	0	0	17	1
1969	.987	54	76	2	1	79	0
1970	1.000	3	1	0	0	1	0
Totals	.990	60	94	2	1	97	1

NETTLES CAREER HIGHS

MOST HITS: 3, 7/1 vs SF; MOST
RBI: 4, 5/2 vs Hou.; MOST HR: 2,
25 times; MOST SB: 1, 32 times;
LONGEST BATTING STREAK: 4
games, 6/30-7/4/87



Andy Nezelek #59

(Non-Roster Invitee)



POSITION: RHP
BATS: R **THROWS:** R
HT: 6'6" **WT:** 218

OPENING DAY AGE: 22
BORN: October 24, 1985, at Endicott, NY
RESIDES: Endicott, NY
M.L. SERVICE: 0 + 000
CONTRACT STATUS: Signed thru '88

NEZELEK (continued)

ACQUIRED: Was the Braves' 5th selection in the 1986 June Draft ... Signed by scout Joe Caputo.

1987 SEASON: The two-year pro fashioned a solid season at Sumter, his first taste of Class A action ... Joined the Sumter Braves following his graduation from Bucknell University ... Majored in Mechanical Engineering ... Made just 12 starts, posting a 6-3 mark and a miniscule 1.80ERA ... Allowed just 56 hits and 12 walks, while fanning 67 in his 85 innings of work ... Was 2nd on the Class A Braves w/his 5 complete games.

PRO CAREER: 1986—Finished 6th in the Appalachian League with 2.71ERA.

PERSONAL/MISC.: Full name FRANCIS ANDREW NEZELEK ... Single ... Resides in Endicott, NY ... Graduated from Bucknell University where he was nominated Academic All-America and named team captain ... Was a 1983 graduate of Union Endicott (NY) HS ... Named to All-Conference squads in both baseball and basketball ... Was a member of the American Legion State Champs in 1983.

NEZELEK'S CAREER RECORD

YR	CLUB	W-L	ERA	G	GS	CG	SHO	SV	IP	H	R	ER	BB	SO
86	Pulaski	2-4	2.71	12	12	2	0	0	66.0	69	36	29	22	55
87	Sumter	6-3	1.80	12	12	5	0	0	85.0	56	24	17	12	67
Minor Totals		8-7	2.21	24	24	7	0	0	151.0	125	60	37	34	122

NEZELEK'S CAREER TRANSACTIONS

—Braves' 5th pick in the 1986 June Draft.

Ken Oberkfell #24



POSITION: IF
BATS: L **THROWS:** L
HT: 6'1" **WT:** 210

OPENING DAY AGE: 31
BORN: May 4, 1956, at Maryville, IL
RESIDES: Marietta, GA
M.L. SERVICE: 9 + 131
CONTRACT STATUS: Signed thru '89

ACQUIRED: Traded to Atlanta Braves by St. Louis Cardinals in exchange for Ken Dayley and Mike Jorgensen (June 15, 1984).

1987 SEASON: Oberkfell's 3rd full season (and 4th overall) with the Braves saw him post single season bests in doubles (29) and at-bats (508) ... His 29 doubles established an all-time Atlanta record by a third baseman and were the most by a Brave third sacker since Eddie Mathews had 31 in 1953 w/Milwaukee ... Also collected 142 hits, a career second-best ... Batted .280, his highest since .293 in 1983 ... Matched his single-season RBI high of 48, set last season ... Collected the 1000th hit of his career on May 3 off Houston's Bob Knepper ... Was the toughest Brave to strike out, fanning just 29 times in 508 ABs ... His 29 strikeouts established an Atlanta Braves record for fewest strikeouts by a regular, breaking the old standard of 35 by Felix Milan in '69 ... Committed just 7 errors in 135 games, only 1 miscue after June 2nd (86 Gs) ... His .979 fielding pct broke his own Braves franchise record set in 1986 for highest fielding pct by a third baseman (over 100Gs) ... Also tied him w/the Reds' Buddy Bell for NL honors at 3B ... Batted .300 or better against 4 clubs, including a .357 mark vs Houston; .354 vs Pittsburgh; and .341 vs Philadelphia.

PRO CAREER: 1986—Set personal single-season bests in ABs (503), HRs (5) and RBIs (48); matched career highs in runs (62) and games played (151) ... Was 4th in the NL w/83 BBs ... Got off to a fast start in '86, batting .323 in April, .315 in May and .333 in June ... Batted .299 (35-117) w/men in scoring position, tops on the club ... Also led Braves w/a .373 OBP ... Had 13 RBI in June, his best RBI month since September, 1981 ... Enjoyed a 5-H game vs the Cubs on May 21, the 1st 5-H game of his career ... His .976 field mark established him as

OBERKFELL (continued)

Atlanta's top fielding third baseman ever ... **1985**—'85 season was hampered by injuries to his right elbow (which required an arthrogram), right hand and left shoulder ... Started 12 Gs at 2nd, 101 at 3rd, becoming the Braves' regular third sacker when Bob Horner was moved to first base on June 10 ... Hit .315 in June and .333 in August ... **1984**—Was acquired by the Braves just prior to the June 15 trading deadline from the St. Louis Cardinals ... Suffered a broken left thumb on August 26 at Chicago, ending his season ... **1983**—Batted .293, #15 in the NL and led NL third baseman in field pct (.960) for the second year in a row ... Fanned just 27 times in 488 ABs, tops on the Cards ... **1982**—Led all NL third basemen w/a .972 fielding pct and finished in the top 15 w/a .289 BA ... Was a member of the 1982 World Champion St. Louis Cardinals ... Tied NLCS record for most ABs (15) in a 3-G series ... Had game-winning RBI in 2nd game of NLCS to beat Atlanta ... Batted .292 in World Series vs the Brewers ... **1981**—Moved to third base for first time in career, and responded by leading the league w/338 chances and 23 double plays ... **1980**—Batted .303 for his second straight .300 season ... **1979**—Led NL second basemen in fielding pct (.985) ... **1978**—Started season at AAA Springfield, batting .285 ... Played 24 Gs for the St. Louis Cardinals ... **1977**—Started season at AAA New Orleans ... Was promoted to St. Louis for just 9 games, making his ML Debut on August 22 vs Los Angeles (was 0-1 as a pinch-hitter) ... **1976**—Batted .287 for Class A Arkansas ... **1975**—Began pro career at Johnson City of the Appalachian League, batting .352 in 54 ABs; was promoted to St. Petersburg of the FSL and batted .351 ... Was originally signed as a free agent by the St. Louis Cardinals (May 4, 1975).

PERSONAL/MISC.: Full name KENNETH RAY OBERKFELL ... Married the former Jamie Smith (Jan. 19, 1985) ... Resides in Marietta, GA ... Attended Belleville (IL) Area Junior College where he was an JC All-American ... Graduated from Collinsville (IL) High School where he was a two-time baseball MVP ... Also lettered in basketball ... Developed the "Obie Fund," a fund-raising effort associated w/the Atlanta Community Food Bank ... Oberkfell himself donated \$20 per hit to the food bank and helped the food bank solicit corporate and individual sponsors ... Two canned food drives, organized by the Atlanta Braves Wives Group and the "Obie Fund" netted more than 2.5 tons of canned food for the Atlanta Community Food Bank in 1987.

OBERKFELL'S CAREER RECORD

YR	CLUB	AVG	G	AB	R	H	2B	3B	HR	RBI	BB	SO	SB
75	Johnson City	.352	17	54	15	19	3	0	1	8	15	7	3
	St. Petersburg	.351	41	134	14	47	6	1	0	22	21	12	1
76	Arkansas	.287	128	456	64	131	19	2	3	47	61	45	2
77	New Orleans	.251	120	418	67	105	18	5	4	32	56	30	19
	St. Louis	.111	9	9	0	1	0	0	0	1	0	3	0
78	Springfield	.285	64	242	41	69	13	4	6	38	27	21	6
	St. Louis	.120	24	50	7	6	1	0	0	0	3	1	0
79	St. Louis	.301	135	369	53	111	19	5	1	35	57	35	4
80	St. Louis	.303	116	422	58	128	27	6	3	46	51	23	4
81	St. Louis	.293	102	376	43	110	12	6	2	45	37	28	13
82	St. Louis	.289	137	470	55	136	22	5	2	34	40	31	11
83	St. Louis	.293	151	488	62	143	26	5	3	38	61	27	12
84	St. L.-ATL.	.269	100	324	38	87	19	2	1	21	31	27	2
	(w/ATL.)	.233	50	172	21	40	8	1	1	10	15	17	1
85	ATLANTA	.272	134	412	30	112	19	4	3	35	51	38	1
86	ATLANTA	.270	151	503	62	136	24	3	5	48	83	40	7
87	ATLANTA	.280	135	503	59	142	29	2	3	48	48	29	3
Minor Totals		.285	370	12304	201	371	59	12	14	147	180	115	31
A.L. Totals		—	—	—	—	—	—	—	—	—	—	—	—
N.L. Totals		.283	1194	3931	467	1112	198	38	23	351	462	282	57
Atlanta Totals		.270	470	1595	172	430	80	10	12	141	197	124	12
M.L. Totals		.283	1194	3931	467	1112	198	38	23	351	462	282	57

OBERKFELL'S CAREER TRANSACTIONS

- Signed as free agent by St. Louis Cardinals, May 4, 1975.
- On disabled list, May 11 to June 20, 1980.
- On disabled list, March 31 to April 23, 1982.
- Traded to Atlanta Braves for Pitcher Ken Dayley and First Baseman Mike Jorgensen, June 15, 1984.
- On disabled list, August 27, 1984 through remainder of season.
- On disabled list, June 26 to July 11, 1987 (Broken finger).

OBERKFELL (continued)

OBERKFELL'S CHAMPIONSHIP SERIES RECORD

YR	CLUB, OPP	AVG	G	AB	R	H	2B	3B	HR	RBI	BB	SO	SB
82	St.L. vs Atl.	.200	3	15	1	3	0	0	0	2	0	0	0

OBERKFELL'S WORLD SERIES RECORD

YR	CLUB, OPP.	AVG	G	AB	R	H	2B	3B	HR	RBI	BB	SO	SB
82	St.L. vs. Mil.	.292	7	24	4	7	1	0	0	1	2	1	2

OBERKFELL'S N.L. HOME RUNS BY BALLPARK

at Atlanta	8	at Houston	0	at New York	2	at St. Louis	2
at Chicago	1	at Los Angeles	1	at Philadelphia	1	at San Diego	3
at Cincinnati	2	at Montreal	2	at Pittsburgh	0	at San Francisco	1

OBERKFELL—DETAILED HITTING STATISTICS

	1987						CAREER				
	AVG.	G	AB	H	HR	RBI	AVG.	AB	H	HR	RBI
Season	.280	135	508	142	3	48	.283	3931	1112	23	351
Home	.293	68	259	76	2	29	.286	1996	570	7	189
Road	.265	67	249	66	1	19	.280	1935	542	16	162
vs. Atl							.327	199	65	2	19
Cin	.268	17	56	15	0	6	.308	347	107	4	36
Hou	.357	17	56	20	0	5	.265	321	85	0	21
LA	.220	13	50	11	0	3	.258	384	99	1	22
SD	.236	15	55	13	2	10	.248	319	79	5	38
SF	.231	13	52	12	0	2	.268	339	91	2	37
NL West	.264	75	269	71	2	26	.276	1909	526	14	173
vs. Chi	.300	10	40	1	0	3	.277	405	112	1	26
Mtl	.267	11	45	12	0	2	.316	412	130	2	40
NY	.219	8	32	7	1	3	.263	384	101	3	29
Pha	.341	10	41	14	0	6	.293	358	105	1	45
Pit	.354	12	48	17	0	8	.297	357	106	2	34
StL	.273	9	33	9	0	0	.302	106	32	0	4
NL East	.297	60	239	71	1	22	.290	2022	586	9	178
Pre-ASG	.313	68	259	81	0	26	.290	2032	590	9	183
Post-ASG	.244	67	249	61	3	22	.275	1899	522	14	168
In Apl	.329	20	73	24	0	6	.302	599	181	1	52
May	.325	28	117	38	0	10	.307	678	208	2	63
June	.250	18	60	15	0	9	.272	628	171	5	58
July	.229	17	70	16	1	7	.290	708	205	5	67
August	.271	27	96	26	1	9	.269	640	172	6	59
Sept/Oct	.250	25	92	23	1	7	.258	678	175	4	52
Day	.301	41	156	47	1	17	.298	1170	349	8	111
Night	.270	94	352	95	2	31	.276	2761	763	15	240
Grass	.282	94	358	101	3	36	.288	2044	588	17	190
Turf	.273	41	150	41	0	12	.278	1887	524	6	161
vs. RHP	.268	—	369	99	3	33	.296	2639	782	20	247
LHP	.309	—	139	43	0	15	.252	962	242	3	104
Pinch Hitting	.000	5	5	0	0	0	.211	57	12	0	4

OBERKFELL (continued)

OBERKFELL/M.L. FIELDING							
2B							
Year	Pct	G	PO	A	E	TC	DP
1977	1.000	6	3	4	0	7	1
1978	.987	17	30	48	1	79	8
1979	.985	117	213	323	8	544	65
1980	.989	101	223	310	6	539	62
1982	1.000	1	2	1	0	3	0
1983	.960	32	51	69	5	125	16
1984	1.000	4	3	5	0	8	0
1985	.982	16	18	37	1	56	7
1986	.977	41	51	77	3	131	15
1987	1.000	11	13	17	0	30	0
Totals	.984	245	607	891	24	1522	177
3B							
Year	Pct	G	PO	A	E	TC	DP
1978	—	4	0	0	0	0	0
1979	.967	17	10	19	1	30	2
1980	.971	16	4	30	1	35	2
1981	.956	102	77	246	15	338	23
1982	.972	135	78	304	11	393	23
1983	.960	127	79	231	13	323	27
1984	.966	91	60	167	8	235	15
1985	.963	117	70	220	11	301	19
1986	.976	130	65	258	8	331	24
1987	.979	126	76	248	7	331	20
Totals	.968	865	519	1723	75	2317	155
SS							
Year	Pct	G	PO	A	E	TC	DP
1979	1.000	2	0	1	0	1	0
1981	1.000	1	0	1	0	1	0
1983	1.000	1	2	3	0	5	1
1984	—	1	0	0	0	0	0
Totals	1.00	5	2	5	0	7	1

OBERKFELL CAREER HIGHS

MOST HITS: 5, 5/21/86 vs Chi.;
 MOST RBI: 4, four times, last
 8/4/87 vs SD; MOST HR: 2,
 7/10/80; MOST SB: 2, three times,
 last 10/1/87 vs Hou.; LONGEST
 BATTING STREAK: 12 games,
 1983



Ed Olwine #31



POSITION: LHP
BATS: L **THROWS:** L
HT: 6'2" **WT:** 170

OPENING DAY AGE: 29
BORN: May 28, 1958, at Greenville, OH
RESIDES: Smyrna, GA
M.L. SERVICE: 1 + 078
CONTRACT STATUS: Signed thru '88

ACQUIRED: Was traded to Atlanta Braves by the New York Mets in exchange for Mike Santiago (April 12, 1986).

1987 SEASON: Began the '87 season with Atlanta, but was optioned to AAA Richmond after just 12 appearances on May 26... Returned to Atlanta on July 25 and remained... was 1 of 4 in save situations... 6 of his 22 inherited runners scored and opponent first batters faced hit just .154 (4-26)... Overall, opponents hit just .269 (25-93) off the lefty... Had a string of 5 appearances where he did not allow a run (April 22 to May 1)... Posted his 2nd career save on August 21 vs Pittsburgh (.2 IP, OH, 1K)... Was impressive in his stay at AAA Richmond... Went a perfect 4-0 w/8 saves and a tiny 1.91ERA in 22 relief efforts... Walked just 7, and fanned 19 in his 33 innings of work for the AAA Braves.

OLWINE (continued)

PRO CAREER: 1986—Began '86 at AAA Richmond, but after posting a 2-0 record, 4 saves and a 0.73ERA (2R/24.2IP) in 20 appearances, Olwine was promoted to Atlanta on May 31... It was Olwine's first taste of Major League action... Made his ML Debut on June 2 vs Pittsburgh, tossing 2 innings of relief (3H, 1R, 1BB & 2K)... Allowed 1 run in his first inning of ML action, then tossed 7.1 scoreless innings (6Gs)... Earned first ML save on August 5 at San Diego; also collected his first ML hit that day... Fanned 6 of 8 batters he faced on July 30 to give him 18Ks in his first 19.1IP... Allowed just 4 of his 32 inherited runners to score, including none of his first 23... Retired the first batter faced 29 out of 37 times... **1985**—Made 55 relief efforts for AAA Tidewater, 2nd in the International League... Posted a 2.86ERA, the second straight season he had an ERA under the 3.00 mark... **1984**—Finished the '84 season strong; entered July w/a 3.60ERA, but allowed just 3 earned runs in his final 30 efforts (0.91ER) to end '84 w/a 2.38ERA... Allowed just 47H in his 68IP... His 50 appearances were tops on AAA Tidewater... **1983**—Posted the highest ERAs of his career in '83, 9.58 at Columbus and 4.35 at Nashville... Fanned 77 in 93IP overall... **1982**—Spent the whole season at Ft. Lauderdale of the FSL and was 5-4 w/6 saves... **1981**—Led South Atlantic League in saves with 19 for Greensboro... Was 8-5 w/a 3.00ERA; the 8 wins a personal best... **1980**—Split first season of pro career between Oneonta and Paintsville... Was a combined 7-3 w/a 2.25ERA, allowing 40H and fanning 55 in 44IP... Was originally signed as a free agent by the NY Yankees (June 15).

PERSONAL/MISC.: Full name EDWARD R. OLWINE... Married the former Leighlan Newman (Nov. 28, 1981)... One child: Brittany (5/17/83)... Resides in Smyrna, GA... Attended Morehead (KY) State University... Was a 1976 graduate of Greenville (OH) High School, where he was named All-Conference three times and recently inducted into their Hall of Fame... Spent the past off-season as a vendor at the Atlanta Hawks games, hawking peanuts, hot dogs and coca-cola; was a newspaper delivery boy one off-season... Was a member of the Atlanta Braves' Speakers Bureau during the off-season.

OLWINE'S CAREER RECORD

YR	CLUB	W-L	ERA	G	GS	CG	SHO	SV	IP	H	R	ER	BB	SO
80	Oneonta	2-1	1.00	6	0	0	0	2	9	8	4	1	6	8
	Paintsville	5-2	2.57	13	0	0	0	2	35	32	11	10	11	47
81	Greensboro	8-5	3.00	51	0	0	0	19	75	67	35	25	25	73
82	Ft. Lauderdale	5-4	3.33	39	1	0	0	6	68	70	32	25	21	48
83	Columbus	2-0	9.58	8	0	0	0	0	10	21	11	11	6	11
	Nashville	2-4	4.35	29	6	1	0	0	83	90	53	40	38	66
84	Tidewater	4-2	2.38	50	0	0	0	5	68	47	26	18	25	50
85	Tidewater	4-7	2.86	55	0	0	0	5	66	60	23	21	26	50
86	Richmond	2-0	0.73	20	0	0	0	4	24.2	18	2	2	9	15
	ATLANTA	0-0	3.40	37	0	0	0	1	47.2	35	20	18	17	37
87	Richmond	4-0	1.91	22	0	0	0	8	33.0	34	8	7	7	19
	ATLANTA	0-1	5.01	27	0	0	0	1	23.1	25	16	13	8	12
Minor Totals		38-25	3.05	293	7	1	0	51	471.2	447	205	160	174	387
A.L. Totals		—	—	—	—	—	—	—	—	—	—	—	—	—
N.L. TOTALS		0-1	3.93	64	0	0	0	2	71.0	60	36	31	25	49
Atlanta Totals		0-1	3.93	64	0	0	0	2	71.0	60	36	31	25	49
M.L. Totals		0-1	3.93	64	0	0	0	2	71.0	60	36	31	25	49

OLWINE'S CAREER TRANSACTIONS

- Signed by as a free agent by Yankee's scout Bill Livesey on June 15, 1980.
- Selected by Mets in minor league draft December 6, 1983.
- Selected by Phillies in minor league draft on December 3, 1984.
- Returned to Mets on March 28, 1985.
- Acquired by Braves on April 12, 1986 in minor league trade with Mets for pitcher Mike Santiago.

—Pitching—

—Batting—

Year	Club	GF	HR	IBB	HB	WP	BK	AB	R	H	2B	3B	HR	RBI	AVG.
1986	Atl	12	5	7	1	5	2	3	0	1	0	0	0	0	.333
1987	Atl	9	4	1	1	1	0	0	0	0	0	0	0	0	—
Totals		21	9	8	2	6	2	3	0	1	0	0	0	0	.333

OLWINE (continued)

OLWINE—DETAILED PITCHING STATISTICS

	1987							CAREER						
	W-L-S	ERA	G	IP	H	ER	SO	W-L-S	ERA	G	IP	H	ER	SO
Season	0-1-1	5.01	27	23.1	25	13	12	0-1-2	3.93	64	71.0	60	31	49
Home	0-0-1	6.00	13	12.0	14	8	8	0-0-1	4.64	35	33.0	32	17	24
Road	0-1-0	3.97	14	11.1	11	5	4	0-1-1	3.32	29	38.0	28	14	25
vs. Cin	0-0-0	9.00	2	2.0	2	2	3	0-0-0	3.18	5	5.2	4	2	5
Hou	0-0-0	4.50	6	4.0	9	2	2	0-0-0	1.69	11	10.2	12	2	12
LA	0-0-0	6.75	3	1.1	3	1	1	0-0-0	1.59	9	11.1	9	2	6
SD	0-0-0	6.23	4	4.1	3	3	0	0-0-1	3.75	11	12.0	6	5	5
SF	0-0-0	0.00	2	1.1	0	0	0	0-0-0	3.00	6	6.0	2	2	3
NL West	0-0-0	5.54	17	13.0	17	8	6	0-0-1	2.56	42	45.2	7	13	31
vs. Chi														
Mtl	0-0-0	27.00	1	0.1	1	1	0	0-0-0	20.30	3	1.1	3	3	1
NY	0-0-0	6.75	3	2.2	3	2	1	0-0-0	6.75	6	5.1	8	4	4
Pha								0-0-0	0.00	3	3.2	1	0	3
Pit	0-1-1	2.70	4	3.1	2	1	2	0-1-1	8.31	7	8.2	10	8	6
StL	0-0-0	2.25	2	4.0	2	1	3	0-0-0	4.27	3	6.1	5	3	4
NL East	0-1-1	4.36	10	10.1	8	5	6	0-1-1	6.40	22	25.1	27	18	18
Pre-ASG	0-1-0	5.20	12	8.2	13	5	3	0-1-0	3.47	24	23.1	25	9	14
Post-ASG	0-0-1	4.91	15	14.2	12	8	9	0-0-2	4.15	40	47.2	35	22	35
In Apl	0-0-0	4.15	6	4.1	5	2	1	0-0-0	4.15	6	4.1	5	2	1
May	0-1-0	6.24	6	4.1	8	3	2	0-1-0	6.24	6	4.1	8	3	2
June								0-0-0	1.93	7	9.1	8	2	5
July	0-0-0	0.00	2	1.1	0	0	1	0-0-0	3.18	11	11.1	9	4	14
August	0-0-1	3.00	9	9.0	8	3	4	0-0-2	4.91	19	22.0	18	12	14
Sept/Oct	0-0-0	10.39	4	4.1	4	5	4	0-0-0	3.66	15	19.2	12	8	13
Day	0-1-0	6.75	8	5.1	4	4	1	0-1-0	3.93	21	18.1	11	8	6
Night	0-0-1	4.50	19	18.0	21	9	11	0-0-2	3.93	43	52.2	49	23	43
Start														
Relief	0-1-1	5.01	27	23.1	25	13	12	0-1-2	3.93	64	71.0	60	31	49

OLWINE'S/M.L. FIELDING							
Year	Pct	G	PO	A	E	TC	DP
1986	1.000	37	3	5	0	8	0
1987	.750	27	0	3	1	4	0
Totals	.917	64	3	8	1	12	0

OLWINE CAREER HIGHS	
MOST K'S:	6, 8/30/86 vs Hou.
LONGEST SCORELESS STREAK:	6.0 IP, 9/9-9/18/86; LONGEST
WINNING STREAK:	—; LONGEST
LOSING STREAK:	1, 5/17/87;
LONGEST RELIEF APPEARANCE:	3.1 IP, 8/5/86 vs SD

Gerald Perry #28



POSITION: IF
BATS: L **THROWS:** R
HT: 6'0" **WT:** 190

OPENING DAY AGE: 27
BORN: October 30, 1960, at Savannah, GA
RESIDES: Lithonia, GA
M.L. SERVICE: 3 + 102
CONTRACT STATUS: Signed thru '88

ACQUIRED: Was the Braves 11th round selection in the 1978 June Draft ... Signed by scout Bill Lucas.

PERRY (continued)

1987 SEASON: After a solid spring in which he led the Braves in RBIs (17), hits (26) and stolen bases (10), Perry earned the 1st base job on an everyday basis ... Started '87 slowly, hitting .196 w/just 1 HR and 12 RBI in his first 29Gs ... Rebounded strongly, batting .300 (110-367) w/9 HRs and 49 RBIs in the last 99 Gs of the season ... Set an all-time Atlanta Braves stolen base record, pilfering 42 (3 more than Brett Butler's 39 in 1983) ... Perry was caught 16 times for a 72% success rate ... His 42 steals were the most by a full-time first baseman since Rod Carew stole 49 in 1976 ... Perry is just the 3rd full-time first baseman since 1922 to steal 30 or more bases (Dan Driessen, Perry's uncle, stole 31 in 1977; Carew 49 in '76; and George Sisler had 51 in 1922) ... His 42 steals were good for 8th in the NL, highest ranking for a Brave since Butler was T#7 in '83 ... In addition to leading the Braves in steals, Perry topped the club in game-winning RBIs w/12 (T9 in NL) ... Was 2nd on the club in games (142), ABs (533), doubles (35) and RBIs (74); 3rd in hits (144), runs (77), HRs (12) and total bases (219) ... Was 1 of only 3 National Leaguers to have at least 40 steals and 70 RBIs (others include Eric Davis, 50-100; and Ozzie Smith, 43-75) ... Perry's 35 doubles were the most by a Braves first baseman since Chris Chambliss had 37 in 1980 ... Had two 3-steal games and five 2-steal games ... Longest streak of '87 was 10Gs (July 20-30) ... Hit .300 or better against 3 NL teams, including a .433 clip vs St. Louis.

PRO CAREER: 1986—Named to International League All-Star team after superb season at AAA Richmond ... Topped the IL in game-winning RBIs w/17; finished 2nd in the league in batting (.326) and OBP (.416); 3rd in RBIs (75), 4th in doubles (30) and slugging (.508) ... Earned IL Player of the week honors three times, only player to do so ... Enjoyed a 5-H game vs Rochester on April 20 and belted grand slam on May 10 vs Pawtucket ... Was leading the IL w/a .438BA, and 31 RBI on May 20 when called up to Atlanta, replacing the injured Claudell Washington ... Was sent back to AAA Richmond when Atlanta reactivated Washington; earned September promotion following Richmond's IL title ...

1985—Spent the entire '85 season w/Atlanta and started at first base in 31 of the team's first 52 games before Bob Horner took over the position ... Struggled early at the plate and never recovered, ending the season w/a .214BA ...

1984—Began '84 as Atlanta's left fielder, but by season's end was the Braves regular first baseman ... Was the Braves top pinch-hitter, batting .500 (8-16) w/8 walks ...

Ranked 2nd on the club in walks (61) and 4th in games (122), runs scored (52), RBIs (47) and stolen bases (15) ... Stroked six straight hits (3 doubles) over a 3-G span (May 24-26) ... Enjoyed a 5-RBI game on September 20 vs Cincy ...

1983—Earned IL All-Star honors ... Became 1 of only 3 AAA Richmond Braves to hit for the cycle on May 12 vs Tidewater ... Was 9th in IL w/a .314BA ... Went 5-for-5 in game vs Tidewater on July 1 ... Promoted to Atlanta in mid-August and doubled off San Francisco's Bill Laskey in his first ML at-bat, August 11th ...

Just 11 days after his ML debut, Perry was named NL Player of the Week for August 15-21 ... Hit .400 w/1HR & 6RBIs in that week ... The HR was the first of his career and came off Chicago's Chuck Rainey on August 19 ...

1982—Solid AAA season earned Perry the prestigious Bill Lucas Award, voted to the Braves top major league player ... Helped lead AAA Braves to its first IL pennant in 15 years ... Was Topps Player of the Month for July ... Was 2nd in IL in walks (91), 5th in RBIs (92), runs (94), stolen bases (39) and OBP (.408) ...

1981—Had solid season at AA Savannah, batting .277 w/19 HRs and 84 RBIs ...

1980—Drove in 92 runs and clubbed 15 HRs in just his 3rd pro season ...

1979—Won the Western Carolinas League batting championship w/a .333 mark ...

1978—Began pro career at Bradenton.

PERSONAL/MISC.: Full name GERALD JUNE PERRY ... Married the former Carol Ann Wilborn ... Two Children: Portia Janine and Falon Mercedes ... Graduated from H.E. McCracken (Bluffton, NC) High School in 1978 ... Was league batting champ in '77; league MVP in '78 ... Is the nephew of Major Leaguer Dan Driessen ... Was a member of the Atlanta Braves' Speakers Bureau during the off-season.

BRAVES BITS

DID YOU KNOW ... The Braves set a Major League record in 1936 by clubbing 7 doubles in the first inning of a game vs St. Louis.

PERRY (continued)

PERRY'S CAREER RECORD

YR	CLUB	AVG	G	AB	R	H	2B	3B	HR	RBI	BB	SO	SB
78	Bradenton	.267	*55	191	32	51	*12	3	1	26	23	23	7
79	Greenwood	*.333	109	400	69	133	17	4	9	71	56	63	35
80	Durham	.249	138	497	102	124	19	5	15	92	94	77	37
81	Savannah	.277	137	476	71	132	18	3	19	84	69	95	22
82	Richmond	.297	133	492	94	146	22	4	15	92	91	79	39
83	Richmond	.314	113	423	81	133	21	8	13	71	73	55	26
	ATLANTA	.359	27	39	5	14	2	0	1	6	5	4	0
84	ATLANTA	.265	122	347	52	92	12	2	7	47	61	38	15
85	ATLANTA	.214	110	238	22	51	5	0	3	13	23	28	9
86	Richmond	.326	107	384	69	125	30	5	10	75	58	41	11
	ATLANTA	.271	29	70	6	19	2	0	2	11	8	4	0
87	ATLANTA	.270	142	533	77	144	35	2	12	74	48	63	42
Minor Totals		.295	792	2863	518	844	139	32	82	511	464	433	177
A.L. Totals		—	—	—	—	—	—	—	—	—	—	—	—
N.L. Totals		.261	430	1227	162	300	56	4	25	151	145	167	66
Atlanta Totals		.261	430	1227	162	300	56	4	25	151	145	167	66
M.L. Totals		.261	430	1227	162	300	56	4	25	151	145	167	66

GW-RBI: 1983-1; 1984-4; 1985-3; 1986-1; 1987-12; Total: 12

PERRY'S CAREER TRANSACTIONS

—Selected by Atlanta Braves in 11th round of free-agent draft, June 6, 1978.

N.L. HOME RUNS BY BALLPARK

at Atlanta	10	at Houston	0	at New York	0	at St. Louis	1
at Chicago	2	at Los Angeles	3	at Philadelphia	1	at San Diego	3
at Cincinnati	2	at Montreal	0	at Pittsburgh	1	at San Francisco	2

Perry—DETAILED HITTING STATISTICS

	1987						CAREER				
	AVG.	G	AB	H	HR	RBI	AVG.	AB	H	HR	RBI
Season	.270	142	533	144	12	74	.261	1227	320	25	151
Home	.259	71	255	66	2	32	.268	611	164	11	84
Road	.281	71	278	78	10	42	.253	616	156	14	67
vs. Cin	.203	15	59	12	2	13	.205	122	25	4	22
Hou	.268	16	56	15	0	3	.198	116	23	2	8
LA	.328	16	64	21	2	9	.291	141	41	3	16
SD	.269	18	67	18	3	6	.246	167	41	5	19
SF	.250	18	76	19	1	10	.322	149	48	5	18
NL West	.264	83	322	85	8	41	.256	695	178	19	83
vs. Chi	.208	11	48	10	1	5	.239	113	27	2	16
Mtl	.300	11	40	12	0	8	.272	81	22	0	12
NY	.273	11	33	9	0	3	.205	83	17	0	6
Pha	.263	7	19	5	1	3	.250	48	12	2	7
Pit	.244	11	41	10	1	7	.250	100	25	1	11
StL	.433	8	30	13	1	7	.364	107	39	1	16
NL East	.280	59	211	59	4	33	.267	532	142	6	68
Pre-ASG	.254	71	260	66	4	36	.245	654	160	9	74
Post-ASG	.286	71	273	78	8	38	.279	573	160	16	77
In Apl	.210	17	62	13	1	7	.206	131	27	1	15
May	.241	23	87	21	2	16	.252	262	66	3	35
June	.272	21	81	22	1	11	.271	203	55	5	21
July	.342	22	76	26	1	9	.254	130	33	1	11
August	.290	28	107	31	5	15	.319	207	66	6	26
Sept/Oct	.258	31	120	31	2	16	.248	294	73	9	43
Day	.272	46	180	49	6	28	.256	400	102	8	50
Night	.269	96	353	95	6	46	.264	827	218	17	101
Grass	.273	107	403	110	7	50	.272	943	257	20	120
Turf	.262	35	130	34	5	24	.222	284	63	5	31
vs. RHP	.276	—	409	113	7	56	.265	976	259	17	117
LHP	.250	—	124	31	5	18	.243	251	61	8	34
Pinch Hitting	.200	—	5	1	0	1	.272	92	25	1	13

PERRY (continued)

Perry/M.L. FIELDING								
1B								
Year	Pct	G	PO	A	E	TC	DP	
1983	.982	7	55	0	1	56	5	
1984	.988	64	476	26	6	508	41	
1985	.985	55	541	37	9	587	48	
1986	1.000	1	8	1	0	9	2	
1987	.990	136	1288	72	14	1374	188	
Totals	.998	236	2368	136	30	2534	214	
OF								
Year	Pct	G	PO	A	E	TC	DP	
1983	—	1	0	0	0	0	0	
1984	.927	53	74	2	6	82	0	
1985	—	1	0	0	0	0	0	
1986	.889	21	16	0	2	18	0	
1987	1.000	7	9	0	0	9	0	
Totals	.927	83	99	2	8	109	0	

PERRY CAREER HIGHS	
MOST HITS:	4, two times, last 6/24/87 vs LA; MOST RBI: 5, 9/20/84 vs Cin.; MOST HR: 1, twelve times, 1987; MOST SB: 3, three times; LONGEST BATTING STREAK: 10 games, 1987



Bob Pfaff #73

(Non-Roster Invitee)



POSITION: Catcher
BATS: R **THROWS:** R
HT: 6'1" **WT:** 185

OPENING DAY AGE: 22
BORN: January 10, 1966, at Poughkeepsie, NY
RESIDES: Austin, TX
M.L. SERVICE: 0 + 000
CONTRACT STATUS: Signed thru '88

ACQUIRED: Was the Braves' 5th selection in the 1984 June Draft ... Signed by scout Charlie Smith.

1987 SEASON: The four-year pro spent the entire '87 season at Class A Durham ... Appeared in 93 games, catching in 76 ... Hit .248 with a career-best 60 RBIs (5th on club) and 25 doubles (3rd best on the Bulls).

PRO CAREER: 1986—Was named Player of the Week in South Atlantic League for week of June 16-22 ... Belted 2-run, game-winning, pinch-hit HR vs Spartanburg on July 3 ... Had 11 RBIs in 11 Gs ... Hit 7 HRs after 0 in '84 ... **1985—**Improved on first season at Bradenton ... **1984—**Began pro career at Bradenton.

PERSONAL/MISC.: Full name ROBERT JOHN PFAFF ... Single ... Resides in Austin, TX ... Was a 1984 graduate of Westwood High School in Austin, TX where he was All-District in his junior and senior seasons.

PFAFF'S CAREER RECORD

YR	CLUB	AVG	G	AB	R	H	2B	3B	HR	RBI	BB	SO	SB
84	Bradenton	.182	21	66	8	12	1	0	1	5	3	25	0
85	Bradenton	.224	40	125	5	28	8	1	0	13	7	29	0
86	Sumter	.257	97	339	43	87	12	0	7	48	37	90	4
87	Durham	.248	93	355	39	88	25	1	7	60	15	88	0
Minor Totals		.243	251	885	95	215	46	2	15	126	62	232	4

David Plumb #80

(Non-Roster Invitee)



POSITION: C
BATS: R **THROWS:** R
HT: 5'11" **WT:** 190

OPENING DAY AGE: 24 years old
BORN: December 4, 1963, at Charlevoix, MI
RESIDES: Auburn, AL
M.L. SERVICE: 0 + 000
CONTRACT STATUS: Signed thru '88

ACQUIRED: Was the Braves' 26th selection in the 1986 June Draft ... Signed by scout Charlie Smith.

1987 SEASON: The two-year pro spent the entire season at Sumter, leading the club in batting (.318) and doubles (26) ... Was T#3 in HRs w/5 and 5th on the team w/93 hits ... His 43 RBIs were T#5.

PRO CAREER: 1986—Began pro career at Bradenton, leading the Gulf Coast League catchers in assists (42) and tossing out would-be base stealers ... Tossed out 35 of 74 (46%), tops in league.

PERSONAL/MISC.: Full name DAVID WILLIAM PLUMB ... Single ... Resides in Auburn, Alabama ... Attended Auburn University where he played baseball ... Is a 1982 graduate of Auburn (ALA) HS where he was MVP of the baseball team his senior season ... Also played football.

YR	CLUB	AVG	G	AB	R	H	2B	3B	HR	RBI	BB	SO	SB
86	Bradenton	.223	41	130	14	29	8	1	1	21	19	21	5
87	Sumter	.318	86	292	47	93	26	1	5	43	30	46	3
Minor Totals		.289	127	422	61	122	34	2	6	64	49	67	8

Charlie Puleo #45



POSITION: RHP
BATS: R **THROWS:** R
HT: 6'3" **WT:** 200

OPENING DAY AGE: 33
BORN: February 7, 1955, at Glen Ridge, NJ
RESIDES: Knoxville, TN
M.L. SERVICE: 3 + 075
CONTRACT STATUS: Signed thru '88

ACQUIRED: Purchased by the Atlanta Braves from the Cincinnati Reds organization (June 6, 1985).

1987 SEASON: Charlie Puleo earned "6th Man" honors on the Braves '87 pitching staff ... Split his time between starting and relieving, getting 16 starts and 19 relief efforts ... Spend all of '87 w/Atlanta, his first full season in the Majors since 1983 w/Cincy ... Made a career second-best 35 appearances ... Was 4-8 w/a 4.71ERA in his 16 starts ... And 2-0, 0 saves, 2.84ERA in 19 relief efforts ... Only 1 of 15 inherited runners scored ... And opposing batters hit just .229 (27-118) ... Only 2 of 17 first batters faced got a hit ... In Puleo's final 10 relief efforts of '87, he did not allow a run in 16.2IP ... During that 10-G span, 1st batters faced were 0-9; 0 of 9 inherited runners scored and all opposing batters hit .078 (4-51) ... Posted a 2-0 mark vs San Diego and was 1-0 w/a 1.74ERA in 10.1IP vs the NY Mets.

PULEO (continued)

PRO CAREER: 1986—Led International League in wins (14) and was tied for league lead in strikeouts (124) and complete games (9) ... Was 2nd in starts (27) and shutouts (3); 9th in ERA (3.49) ... Was 2-0 w/a 0.60ERA in his 2 post-season starts ... Earned September promotion on that effort, returning to the Major Leagues after a more than two-year absence ... Made first appearance and start for Atlanta on September 14, his first ML appearance since a starting assignment on July 8, 1984, vs NY ... Tossed a 3-H, complete-game victory at SF on September 20 ... Was 2-for-2 w/3 RBIs w/men in scoring position ... **1985**—After starting 11 games for AAA Denver, Puleo was purchased by the Braves and assigned to AAA Richmond ... Used mostly in relief, posting 5 wins and 2 saves ... Allowed just 50H in his 70IP at AAA Richmond ... Fanned 63 on the season, including 10 and 13 in his last two efforts ... **1984**—Appeared in only 5 games for the Reds in '84, posting a 1-2 slate ... Was 8-9 for AAA Wichita ... **1983**—Puleo's '83 season was hampered by a right knee injury, suffered two days before training camp ... Underwent an arthroscopic examination in early March and didn't pitch until May ... Allowed 2 runs or less in 7 of his 12 starts in June and July ... **1982**—Led the NY Mets staff in starts w/24 and innings pitched w/171 ... Was 2nd on club w/his 9 victories and 98 strikeouts ... '82 was Puleo's first full season in the Majors ... **1981**—Made ML Debut on September 16 vs Philadelphia, tossing 2.1 innings of relief (1H, 2BB & 1K) ... Did not allow a run in his 13 innings of work w/ the NY Mets ... Was 12-9 w/AAA Tidewater, the 12 wins a then-career best ... Ranked 5th in the IL in strikeouts (133) ... **1980**—Enjoyed his first season of AA action, posting an 8-7 record and 2.83ERA in 19 starts ... Allowed just 87H in 108IP, fanning 97 ... **1979**—Tossed a no-hitter for Dunedin of the FSL on August 13 at St. Petersburg ... **1978**—Began pro career at Utica and was named to the NY-Penn League All-Star team on the heels of a 10-3 record and 2.68ERA ... Was originally signed as a free agent by the Toronto Blue Jays (March 14).

PERSONAL/MISC.: Full name CHARLIE MICHAEL PULEO ... Married the former Micki Patton (10/10/81) ... One Child: Meredith (10/17/84) ... Resides in Knoxville, TN ... Graduated from Seton Hall University in 1977 where he was a teammate of catcher Rick Cerone ... Graduated from Bloomfield (NJ) High School in 1973.

PULEO'S CAREER RECORD

YR	CLUB	W-L	ERA	G	GS	CG	SHO	SV	IP	H	R	ER	BB	SO
78	Utica	10-3	2.68	16	15	2	1	0	104	81	46	31	48	125
79	Dunedin	10-10	4.46	22	22	6	1	0	123	126	72	61	61	77
80	Knoxville	8-7	2.83	19	19	3	1	0	108	87	51	34	66	97
81	Tidewater	12-9	3.46	26	26	9	3	0	169	132	74	65	73	133
	New York (N)	0-0	0.00	4	1	0	0	0	13	8	1	0	8	8
82	New York (N)	9-9	4.47	36	24	1	1	1	171.0	179	99	85	90	98
83	Cincinnati	6-12	4.89	27	24	0	0	0	143.2	145	86	78	91	71
84	Wichita	8-9	5.35	19	19	2	2	0	104.1	117	71	62	59	59
	Cincinnati	1-2	5.73	5	4	0	0	0	22.0	27	15	14	15	6
85	Denver	1-5	4.57	11	11	1	0	0	61.0	70	42	31	37	40
	Richmond	5-4	2.79	16	9	2	1	2	71.0	50	23	22	37	63
86	Richmond	14-7	3.49	27	27	9	3	0	170.0	166	80	66	76	124
	ATLANTA	1-2	2.96	5	3	1	0	0	24.1	13	10	8	12	18
87	ATLANTA	6-8	4.23	35	16	1	0	0	123.1	122	63	58	40	99
Minor Totals		68-54	3.68	156	148	34	12	2	910.1	829	459	372	457	718
A.L. Totals		—	—	—	—	—	—	—	—	—	—	—	—	—
N.L. Totals		23-33	4.40	112	72	3	1	1	497.1	494	274	243	256	300
Atlanta Totals		7-10	4.02	40	19	2	0	0	147.2	135	73	66	52	117
M.L. Totals		23-33	4.40	112	72	3	1	1	497.1	494	274	243	256	300

PULEO'S CAREER TRANSACTIONS

- Selected by Detroit Tigers in 13th round of free-agent draft, June 5, 1973.
- Signed as free agent by Toronto Blue Jays March 14, 1978.
- On disabled list, April 24 to June 14, 1980.
- Traded to New York Mets April 14, 1981; completing deal in which New York traded Pitcher Mark Bomback to Toronto Blue Jays for a player to be named later, April 6, 1981.
- Traded with Catcher Lloyd McClendon and Outfielder Jason Felice to Cincinnati Reds for Pitcher Tom Seaver, December 16, 1982.
- On disabled list, March 20 to May 2, 1983.
- Purchased by Braves from Denver, June 6, 1985.

PULEO (continued)

Year	Club	—Pitching—						—Batting—							
		GF	HR	IBB	HB	WP	BK	AB	R	H	2B	3B	HR	RBI	AVG.
1981	NY	2	0	2	0	1	0	2	0	0	0	0	0	0	.000
1982	NY	8	13	7	2	3	2	48	3	6	0	0	0	0	.125
1983	Cin	0	18	9	5	4	1	50	4	5	0	0	0	3	.100
1984	Cin	0	2	2	0	1	0	5	1	1	1	0	0	2	.200
1986	Atl	2	4	1	1	0	0	6	0	2	0	0	0	3	.333
1987	Atl	2	11	0	3	0	1	28	3	5	0	0	1	1	.179
Totals		14	48	21	11	9	4	139	11	19	1	0	1	9	.137

PULEO—DETAILED PITCHING STATISTICS

Season	1987							CAREER						
	W-L-S	ERA	G	IP	H	ER	SO	W-L-S	ERA	G	IP	H	ER	SO
Season	6-8-0	4.23	35	123.1	122	58	99	23-33-1	4.40	112	497.2	494	243	300
Home	4-2-0	3.88	17	55.2	52	24	48	17-13-1	3.81	55	257.2	249	109	177
Road	2-6-0	4.52	18	67.2	70	34	51	6-20-0	5.03	57	240.0	245	134	123
vs. Atl								1-2-0	7.04	7	23.0	31	18	13
vs. Cin	1-0-0	0.00	2	3.0	1	0	3	1-3-1	4.71	6	21.0	19	11	18
Hou	1-1-0	7.20	6	15.0	21	12	9	1-3-0	6.25	12	36.0	40	25	16
LA	0-3-0	6.06	5	16.1	19	11	7	2-4-0	4.30	11	52.1	53	25	26
SD	2-0-0	3.71	5	17.0	17	7	16	4-6-0	4.28	14	73.2	69	35	40
SF	1-0-0	0.00	4	7.1	6	0	5	4-1-0	3.00	12	51.0	38	17	36
NL West	5-4-0	4.60	22	58.2	64	30	40	13-19-1	4.59	62	257.0	248	131	149
vs. Chi	0-1-0	3.14	2	14.1	12	5	14	0-3-0	4.30	9	46.0	48	22	28
Mtl	0-0-0	1.46	3	12.1	9	2	11	3-1-0	1.65	13	49.0	36	9	33
NY	1-0-0	1.74	2	10.1	7	2	10	2-2-0	5.19	5	26.0	26	15	15
Pha	0-1-0	4.50	1	6.0	5	3	5	2-3-0	4.30	8	37.2	42	18	22
Pit	0-0-0	1.50	1	6.0	5	1	6	1-2-0	5.40	6	36.2	44	22	23
StL	0-2-0	8.62	4	15.2	20	15	13	2-3-0	5.16	9	45.1	50	26	30
NL East	1-4-0	3.90	13	64.2	58	28	59	10-14-1	4.19	50	240.2	246	112	151
Pre-ASG	3-2-0	4.13	19	61.0	60	28	52	13-14-0	4.52	56	251.0	252	126	152
Post-ASG	3-6-0	4.33	16	62.1	62	30	47	10-19-1	4.27	56	246.2	242	117	148
In Apl	0-0-0	3.60	4	5.0	7	2	5	2-2-0	5.19	11	26.0	25	15	11
May	0-0-0	4.56	6	23.2	26	12	20	4-2-0	4.15	16	82.1	76	38	55
June	2-1-0	2.89	7	18.2	16	6	13	5-6-0	4.32	22	102.0	102	49	56
July	2-2-0	4.13	5	32.2	29	15	28	6-8-0	4.19	18	111.2	114	52	7
August	1-4-0	6.08	5	26.2	31	18	25	2-9-0	5.93	19	91.0	111	60	6
Sept/Oct	1-1-0	2.70	8	16.2	13	5	8	4-6-1	3.08	26	84.2	66	29	44
Day	1-3-0	4.75	10	36.0	41	19	24	8-10-0	5.13	36	144.0	149	82	92
Night	5-5-0	4.02	25	87.1	81	39	75	15-23-1	4.10	76	353.2	345	161	208
Start	4-8-0	4.71	16	91.2	95	48	73	19-31-0	4.50	71	416.1	419	208	250
Relief	2-0-0	2.84	19	31.2	27	10	26	4-2-1	3.87	41	81.1	75	35	50

PULEO/M.L. FIELDING

Year	Pct	G	PO	A	E	TC	DP
1981	1.000	4	1	2	0	3	0
1982	.912	36	9	43	5	57	5
1983	.926	27	11	14	2	27	1
1984	1.000	5	0	1	0	1	0
1986	1.000	5	0	3	0	3	0
1987	1.000	35	6	10	0	16	0
Totals	.935	112	27	73	7	107	6

PULEO CAREER HIGHS

MOST K'S: 10, 5/31/82 vs Atl;
 LONGEST LOSING STREAK: 4
 games, two times, 1983 and 1987;
 FEWEST HITS: 3, 9/20/86 vs SF;
 LONGEST SCORELESS STREAK:
 13.0 IP, 5/7-5/11/82; LONGEST
 WINNING STREAK: 3 games,
 1982

Gary Roenicke #15



POSITION: IF/OF
BATS: R **THROWS:** R
HT: 6'3" **WT:** 200

OPENING DAY AGE: 33
BORN: December 5, 1954, Covina, CA
RESIDES: Covina, CA
M.L. SERVICE: 9 + 164
CONTRACT STATUS: Signed thru '88

ACQUIRED: Signed by the Atlanta Braves as a free agent (January 21, 1987).
1987 SEASON: Began his first season as a member of the Braves slowly, but rebounded to provide the righthanded power from the bench ... Roenicke had the 3rd best RBI-AB ratio on the club—1 RBI every 5.39ABs (behind Graig Nettles and Dale Murphy) ... Best stretch was 21-G span in August in which he hit .340 (17-50) w/7HRs and 14 RBIs ... Enjoyed a 2-HR, 5-RBI day on August 20 vs Chicago ... Hit a pinch-hit HR off San Diego's Storm Davis on August 6 ... Played 3 positions for the Braves in '87—left, right and first ... Batted .300 or better vs 4 NL clubs, including .375 (2HRs & 7RBIs) vs Chicago ... Also hit .353 vs the Cardinals and .333 vs SD and Philadelphia.

PRO CAREER: 1986—Was a member of the NY Yankees in '86, batting .265 w/3 HRs and 18 RBIs in just 69 games—his lowest games played total in 8 seasons ... Saw limited duty at the end of the '86 season, reaching the plate just 17 times after July 30 ... **1985**—Hit career HR #100 on July 13 at Baltimore off Britt Burns (career grand slam #5) ... Hit 2 HRs in a game (fourth time in career) on July 13 vs Chicago ... Set career game RBI mark w/6 on same night ... Made just 1 error in 88 games ... **1984**—Saw action at all three outfield positions, and was 3rd among AL outfielders in fielding w/a .995 mark ... Hit an eighth inning grand slam in Yankee Stadium on June 17, his 4th career grand slam ... **1983**—Was a member of the World Champion Baltimore Orioles ... Hit 19 HRs w/64 RBIs in 323 ABs ... Was 2nd busiest pinch-hitter in AL behind Chicago's Jerry Hairston ... Belted his 3rd career grand slam on September 13 at Fenway Park in Boston ... '83 ALCS, Roenicke reached base 9 out of 10 plate appearances ... Hit a 2-run HR off Floyd Bannister in G#2; also had a double ... **1982**—Set career highs in batting (.270) and RBIs (74) and finished 2nd on O's in slugging (.499) ... Of his 106 hits, 47 went for extra bases (44%) ... Enjoyed a 16-G hitting streak, August 7-27, an Oriole team best ... **1981**—Batted .328 during first half of the season, but only .191 after the strike ... **1980**—Led AL outfielders in fielding; did not make an error in 205 total chances ... Hit .341 from May 28 thru August 28, despite missing 30 games with a fractured wrist from June 9 thru July 15 ... Underwent surgery that fall for removal of loose bone fragments from right elbow ... **1979**—Was a member of the AL Champion Baltimore Orioles ... Played in World Series vs the Pittsburgh Pirates ... Hit a career-high 25 HRs in his first big league season (T#2 on O's) ... Enjoyed 7 straight hits over a two-game span, June 2 & 4 ... Was hit in the face by a pitch from Chisox pitcher Lerrin LaGrow on April 7 (2nd G of season) ... 25 stitches were required to close the wound ... From then thru 1980 season he wore a special face mask on his batting helmet ... **1978**—Began '78 w/Baltimore, but was optioned to AAA Rochester in May ... Returned to O's in September after leading the AAA Red Wings in HRs (13) ... **1977**—Batted .321 for AAA Denver, 4th best in the American Association ... **1976**—Made Major League Debut w/the Montreal Expos ... Was 0-for-9 in first 9 ML ABs, then went 10-for-24 ... Was optioned to AAA Denver on July 14; recalled in September ... **1975**—Named Eastern League MVP and All-Star, leading league in RBIs (74) ... Converted from third base to outfield and led EL outfielders in assists (22) ... **1974**—Earned FSL All-Star honors after leading in RBIs (82) and finishing 2nd in HRs (14) and doubles (24) ... Was 5th in hits (130) and 9th in batting (.277) ... **1973**—Earned NY-Penn League All-Star honors ... Was 2nd in doubles (17) and 4th in triples (6) ... Was originally the Montreal Expos #1 draft pick (8th player chosen overall) in the 1973 June Draft.

PERSONAL/MISC.: Full name GARY STEVEN ROENICKE ... Married the former Debra Lynn Britton (10/8/78) ... Two Children: Jarett Steven (7) and Joshua James (5) ... Was a 1973 graduate of Edgewood High School in West Covina, CA, where he played shortstop, winning All-American honors ... Also played basketball and was a split end and defensive back in football, winning All-Star honors in both sports ... Younger brother, Ron, is an outfielder for the Philadelphia Phillies ... Their father, Floyd, is a former high school baseball coach.

ROENICKE (continued)

ROENICKE'S CAREER RECORD

YR	CLUB	AVG	G	AB	R	H	2B	3B	HR	RBI	BB	SO	SB
73	Jamestown	.298	68	255	48	76	17	6	3	40	37	38	3
74	West Palm Beach	.277	131	470	68	130	24	0	14	82*	63	61	22
	Quebec City	.333	1	3	0	1	0	0	0	0	0	0	0
75	Quebec City	.285	131	466	67	133	23	0	14	74*	58	73	6
76	Denver	.290	77	252	56	73	11	5	12	44	41	39	4
	Montreal	.222	29	90	9	20	3	1	2	5	4	18	0
77	Denver	.321	124	448	87	144	31	4	11	72	46	45	12
78	Baltimore	.259	27	58	5	15	3	0	3	15	8	3	0
	Rochester	.307	98	329	49	101	15	1	13	64	34	50	3
79	Baltimore	.261	133	376	60	98	16	1	25	64	61	74	1
80	Baltimore	.239	118	297	40	71	13	0	10	28	41	49	2
81	Baltimore	.269	85	219	31	59	16	0	3	20	23	29	1
82	Baltimore	.270	137	393	58	106	25	1	21	74	70	73	6
83	Baltimore	.260	115	323	45	84	13	0	19	64	30	35	2
84	Baltimore	.224	121	326	36	73	19	1	10	44	58	43	1
85	Baltimore	.218	113	225	36	49	9	0	15	43	44	36	2
86	New York (A.L.)	.265	69	136	11	36	5	0	3	18	27	30	1
87	ATLANTA	.219	67	151	25	33	8	0	9	28	32	23	0
Minor Totals		.296	630	2223	375	658	121	16	67	376	279	306	50
A.L. Totals		.251	918	2353	322	591	119	3	109	370	354	369	16
N.L. Totals		.220	96	241	34	53	11	1	11	33	36	41	0
Atlanta Totals		.219	67	151	25	33	8	0	9	28	32	23	0
M.L. Totals		.248	1014	2594	356	644	130	4	120	403	390	400	16

GW-RBI: 1979-11; 1980-4; 1981-2; 1982-3; 1983-6; 1984-4; 1985-5; 1986-0; Total: 35.

ROENICKE'S CAREER TRANSACTIONS

- Selected by Montreal Expos' organization in 1st round (eighth player selected) of free agent draft, June 5, 1973.
- Traded with pitchers Joe Kerrigan and Don Stanhouse to Baltimore Orioles for pitchers Rudy May, Randy Miller and Bryn Smith, December 7, 1977.
- On disabled list, June 10 to July 15, 1980 with fractured wrist.
- Traded to New York Yankees with a player to be named later for pitcher Rich Bordi and infielder Rex Hudler, December 11, 1985.
- Signed by Atlanta as a free agent to a two-year contract, January 21, 1987.

ROENICKE'S CHAMPIONSHIP SERIES RECORD

Tied Championship Series record for most consecutive games, one or more runs batted in, total Series (4).

Tied American League Championship Series record for most bases on balls, four-game Series (5), 1983.

YR	CLUB, OPP	AVG	G	AB	R	H	2B	3B	HR	RBI	BB	SO	SB
79	Bal. vs. Cal	.200	2	5	1	1	0	0	0	1	0	0	0
83	Bal. vs. Chi.	.750	3	4	4	3	1	0	1	4	5	0	0
L.C.S. Totals		.444	5	9	5	4	1	0	1	5	5	0	0

ROENICKE'S WORLD SERIES RECORD

YR	CLUB, OPP.	AVG	G	AB	R	H	2B	3B	HR	RBI	BB	SO	SB
79	Bal. vs. Pit.	.125	6	16	1	2	1	0	0	0	0	6	0
83	Bal. vs. Phil.	.000	3	7	0	0	0	0	0	0	0	2	0
W.S. Totals		.087	9	23	1	2	1	0	0	0	0	8	0

N.L. HOME RUNS BY BALLPARK

at Atlanta	8	at Houston	0	at New York	0	at St. Louis	0
at Chicago	0	at Los Angeles	0	at Philadelphia	0	at San Diego	0
at Cincinnati	1	at Montreal	0	at Pittsburgh	0	at San Francisco	0

ROENICKE (continued)

Roenicke—DETAILED HITTING STATISTICS

	1987						CAREER				
	AVG.	G	AB	H	HR	RBI	AVG.	AB	H	HR	RBI
Season	.219	67	151	33	9	28	.248	2594	644	120	403
Home	.288	34	73	21	8	20	.250	1246	312	60	215
Road	.154	33	78	12	1	8	.246	1348	332	60	188
vs. Cin	.063	7	16	1	1	1	.048	21	1	1	1
Hou	.120	9	25	3	0	1	.120	25	3	0	1
LA	.000	6	7	0	0	0	.125	24	3	0	1
SD	.333	4	9	3	1	2	.364	22	8	3	4
SF	.200	7	15	3	1	4	.185	27	5	1	4
NL West	.139	33	72	10	3	8	.168	131	22	5	11
vs. Chi	.375	6	8	3	2	7	.375	8	3	2	7
Mtl	.125	5	8	1	0	1	.125	8	1	0	1
NY	.200	6	15	3	1	2	.188	16	3	1	2
Pha	.333	9	30	10	2	5	.313	48	15	2	7
Pit	.000	1	1	0	0	0	.000	7	0	0	0
StL	.353	7	17	6	1	5	.391	23	9	1	5
NL East	.291	34	79	23	6	20	.282	110	31	6	22
Pre-ASG	.247	35	77	19	5	14	.258	1499	387	64	224
Post-ASG	.189	32	74	14	4	14	.235	1095	257	56	179
In											
Apl	.130	8	23	3	0	1	.214	337	72	12	50
May	.333	12	21	7	0	5	.302	464	140	21	79
June	.071	8	14	1	1	1	.259	452	117	21	65
July	.361	12	36	13	4	8	.248	423	105	23	66
August	.167	12	24	4	3	7	.244	464	113	24	67
Sept/Oct	.152	15	33	5	1	6	.214	454	97	19	76
Day	.193	25	57	11	4	14	.234	739	173	34	120
Night	.234	42	94	22	5	14	.254	1855	471	86	283
Grass	.230	48	100	23	8	22	.255	2212	564	106	361
Turf	.196	19	51	10	1	6	.209	382	80	14	42
vs. RHP	.286	—	35	10	1	5	.241	1237	298	50	184
LHP	.198	—	116	23	8	23	.255	1357	346	70	219
Pinch Hitting	.200	—	15	3	1	2	.228	184	42	5	29

Roenicke/M.L. FIELDING

OF

Year	Pct	G	PO	A	E	TC	DP
1976	.955	25	39	3	2	44	0
1978	1.000	20	22	1	0	23	0
1979	.981	130	246	10	5	261	1
1980	1.000	113	197	8	0	205	1
1981	.983	83	175	2	3	180	1
1982	.990	125	288	7	3	298	0
1983	.982	100	159	7	3	169	0
1984	.995	117	197	6	1	204	0
1985	.993	88	134	6	1	141	0
1986	1.000	37	39	3	0	42	0
1987	.968	44	60	0	2	62	0

Totals .989 882 1556 53 20 1629 3

1B

Year	Pct	G	PO	A	E	TC	DP
1982	1.000	10	75	6	0	81	7
1983	1.000	7	60	2	0	62	5
1986	1.000	2	6	1	0	7	0
1987	1.000	9	50	7	0	57	8

Totals 1.000 28 191 16 0 207 20

3B

Year	Pct	G	PO	A	E	TC	DP
1986	1.000	3	1	2	0	3	0

ROENICKE CAREER HIGHS

MOST HITS: 3, 5/19 vs St. L.;
 MOST RBI: 5, 8/20 vs Chi.; MOST
 HR: 2, five times, last 8/20 vs
 Chi.; MOST SB: 1, six times, 1982;
 LONGEST BATTING STREAK: 4,
 two times, 1987



Paul Runge #12



POSITION: IF
BATS: R **THROWS:** R
HT: 6'0" **WT:** 174

OPENING DAY AGE: 29
BORN: May 21, 1958, at Kingston, NY
RESIDES: Smyrna, GA
M.L. SERVICE: 2 + 107
CONTRACT STATUS: Signed thru '88

ACQUIRED: Was the Braves' 8th round selection of the 1979 June Draft ... Signed by scout John Groth.

1987 SEASON: Saw action with the Atlanta Braves for the 7th straight season ... Began '87 at AAA Richmond; his contract was purchased by Atlanta on June 26 when Ken Oberkfell went down w/a broken finger ... Showed his versatility, playing 3 infield positions (3B-10Gs, SS-9Gs, 2B-2Gs) and making just 2 errors ... His 3 HRs came off Atlee Hammaker (10/4), Bob Knepper (8/14) and Ken Howell (8/2) ... The HR off LA's Ken Howell on August 2nd was Runge's first outside-of-the-park homer.

PRO CAREER: 1986—Led International League in games (138) and walks (92) ... Was 2nd in IL in runs (76); 4th in OBP (.394) ... Led all IL second basemen in fielding pct (.983), games, assists, total chances and putouts ... Set a Richmond fielding record for consecutive errorless games at second when he played 68 straight contests (from May 11 to July 19) without a miscue ... His .983 fielding mark was 2nd best in the IL; just .0005 pts behind the leader ... **1985—**For the first time in his career, Runge spent the entire '85 season w/the Atlanta Braves ... Played shortstop, third and second ... Hit his first career HR, an inside-the-park variety, on July 28 at Philadelphia ... **1984—**Split '84 between AAA Richmond and Atlanta ... Was on the Braves' opening day roster, and later replaced the injured Bob Horner on two other occasions early in the year ... Hit 8HRs at AAA Richmond, including a grand slam on April 29 vs Syracuse ... **1983—**Split '83 between AAA Richmond and Atlanta ... Tied his career best in HRs w/15 for the AAA Braves ... It was his 2nd straight 15-HR season ... Batted .273 w/129H for Richmond ... **1982—**Led International League in runs (106) and walks (95) ... Was moved from shortstop to second for first time and led second sackers in total chances (747) ... Hit a career-best 15HRs w/71 RBIs for Richmond ... **1981—**In first taste of AAA action, led IL shortstops in double plays w/67 ... Made ML Debut on September 25, vs. Cincinnati; collected 1st ML hit the next day (Sept 26) off Cincy's Bruce Berenyi ... **1980—**In second pro season, spent time at both Class A Durham and AA Savannah ... Had a combined 17HRs and 71RBIs ... **1979—**Began career at Kingston, hitting .293 w/6HRs and 45 RBIs.

PERSONAL/MISC: Full name PAUL WILLIAM RUNGE ... Married the former Ellen Abbott (10/20/82) ... Attended Jacksonville (FLA) University where he played baseball (hit .365 w/5HRs and 45 RBIs in 52Gs) ... A 1976 graduate of Kingston (NY) High School.

RUNGE (continued)

RUNGE'S CAREER RECORD

YR	CLUB	AVG	G	AB	R	H	2B	3B	HR	RBI	BB	SO	SB
79	Kingsport	.293	66	229	57	67	11	0	6	45	56	31	19
80	Durham	.261	74	245	37	64	8	4	8	37	53	55	12
	Savannah	.274	75	248	32	68	11	3	9	34	28	44	3
81	Richmond	.230	134	426	49	98	20	5	9	41	53	98	3
	ATLANTA	.259	10	27	2	7	1	0	0	2	4	4	0
82	Richmond	.280	134	507	*106	142	25	6	15	71	*95	106	18
	ATLANTA	.000	4	2	0	0	0	0	0	0	0	0	0
83	Richmond	.273	137	472	76	129	17	4	15	72	84	82	6
	ATLANTA	.250	5	8	0	2	0	0	0	1	1	4	0
84	Richmond	.239	91	301	44	72	9	3	8	41	55	57	9
	ATLANTA	.267	28	90	5	24	3	1	0	3	10	14	5
85	ATLANTA	.218	50	87	15	19	3	0	1	5	18	18	0
86	Richmond	.275	*138	458	76	126	27	1	6	59	*92	57	16
	ATLANTA	.250	7	8	1	2	0	0	0	0	2	4	0
87	Richmond	.277	70	235	34	65	11	3	3	21	63	26	12
	ATLANTA	.213	27	47	9	10	1	0	3	8	5	10	0
Minor Totals		.266	919	3121	511	831	139	29	79	421	579	556	98
A.L. Totals		—	—	—	—	—	—	—	—	—	—	—	—
N.L. Totals		.238	131	269	32	64	8	1	4	19	40	54	5
Atlanta Totals		.238	131	269	32	64	8	1	4	19	40	54	5
M.L. Totals		.238	131	269	32	64	8	1	4	19	40	54	5

at Atlanta	1	at Houston	1	at New York	0	at St. Louis	0
at Chicago	0	at Los Angeles	0	at Philadelphia	1	at San Diego	0
at Cincinnati	0	at Montreal	0	at Pittsburgh	0	at San Francisco	1

RUNGE—DETAILED HITTING STATISTICS

	1987						CAREER				
	AVG.	G	AB	H	HR	RBI	AVG.	AB	H	HR	RBI
Season	.213	27	47	10	3	8	.238	269	64	4	19
Home	.250	12	20	5	1	4	.255	137	35	1	10
Road	.185	15	27	5	2	4	.220	132	29	3	9
vs. Cin	.000	1	4	0	0	0	.140	57	8	0	0
Hou	.364	7	11	4	1	3	.419	31	13	1	8
LA	.167	4	6	1	1	1	.205	44	9	1	2
SD	.000	5	7	0	0	0	.206	34	7	0	2
SF	.400	2	5	2	1	2	.262	42	11	1	4
NL West	.212	19	33	7	3	6	.231	208	48	3	16
vs. Chi	.143	2	7	1	0	2	.308	26	8	0	2
Mtl	.500	1	2	1	0	0	.500	2	1	0	0
NY	1.000	1	1	1	0	0	.333	3	1	0	0
Pha	.000	2	2	0	0	0	.214	14	3	1	1
Pit	.000	1	1	0	0	0	.250	12	3	0	0
StL	.000	1	1	0	0	0	.000	4	0	0	0
NL East	.214	8	14	3	0	2	.262	61	16	1	3
Pre-ASG	.000	3	6	0	0	0	.083	24	2	0	0
Post-ASG	.244	24	41	10	3	8	.253	245	62	4	19
In											
Apl											
May											
June	.000	1	4	0	0	0	.062	16	1	0	0
July	.250	4	4	1	0	0	.211	19	4	1	1
August	.211	9	19	4	2	5	.244	41	10	2	5
Sept/Oct	.250	13	20	5	1	3	.250	180	45	1	13
Day	.111	10	18	2	2	3	.169	77	13	3	5
Night	.276	17	29	8	1	5	.266	192	51	1	14
Grass	.216	21	37	8	2	6	.232	211	49	2	14
Turf	.200	6	10	2	1	2	.259	58	15	2	5
vs. RHP	.143	—	21	3	1	1	.248	161	40	1	8
LHP	.269	—	26	7	2	7	.222	108	24	3	11
Pinch Hitting	.000	—	3	0	0	0	.118	17	2	0	0

RUNGE (continued)

RUNGE'S CAREER TRANSACTIONS

—Selected by Atlanta Braves in 8th round of free-agent draft, June 5, 1979.

RUNGE/M.L. FIELDING								
2B								
Year	Pct	G	PO	A	E	TC	DP	
1983	1.000	2	4	3	0	7	1	
1984	.970	22	46	82	4	132	15	
1985	—	2	0	0	0	0	0	
1986	1.000	5	5	12	0	17	0	
1987	1.000	2	2	4	0	6	1	
Totals	.975	33	57	101	4	162	17	
3B								
Year	Pct	G	PO	A	E	TC	DP	
1984	.500	3	0	1	1	2	0	
1985	.929	28	10	55	5	70	3	
1987	.923	10	9	15	2	26	3	
Totals	.918	41	19	71	8	98	6	
SS								
Year	Pct	G	PO	A	E	TC	DP	
1981	.942	95	181	306	30	517	55	
1984	1.000	7	7	18	0	25	1	
1985	.888	5	5	11	2	18	2	
1987	1.000	9	4	8	0	11	1	
Totals	.944	116	197	343	32	572	59	

RUNGE CAREER HIGHS

MOST HITS: 3, 9/17/84 vs LA;
MOST RBI: 2, four times, last 10/4/87 vs SF; **MOST HR:** 1, three times, 1987; **MOST SB:** 1, five times, 1984; **LONGEST BATTING STREAK:** 2 games, two times, 1987



Ted Simmons #23



POSITION: C/IF
BATS: S **THROWS:** R
HT: 6'0" **WT:** 200

OPENING DAY AGE: 38
BORN: August 9, 1949, at Highland Park, MI
RESIDES: Chesterfield, MO
M.L. SERVICE: 18 + 006
CONTRACT STATUS: Signed thru '88

ACQUIRED: Was traded to the Atlanta Braves by the Milwaukee Brewers in exchange for Rick Cerone, David Clay and Flavio Alfaro (March 5, 1986) ... Resigned as a free agent to one-year contract (Oct. 30, 1986).

1987 SEASON: Leadership and experience were once again the trademarks of Ted Simmons' 1987 campaign, his 2nd with the Braves and his 18th in the Major Leagues ... For the second straight season, Simmons bolstered the Braves bench, hitting .310 (9-29) w/2 HRs and 8 RBIs as a pinch-hitter ... Topped all Braves w/a .408 batting mark (20-49) w/27 RBIs w/men in scoring position ... Became Zane Smith's personal receiver, developing the lefty into one of the NL's top winners ... The Simmons-Smith battery posted a 7-0 mark in its first 8 starts and an overall mark of 7-3 ... Started 14 games behind the plate, all but 2 innings w/Zane Smith on the mound ... The 14 games started as a catcher puts his career total at 1762, #6 on the All-Time list for games played by a catcher (#3 among active receivers) ... Collected 8 doubles in 1987, giving him 477 career two-base hits—the most in baseball history by career catchers ... Is now T#4 on the All-Time HR by switch-hitters list w/248 (tied w/Ken Singleton) ... Ted had 1 HR lefty and 3 righty ... Showed his versatility at age 38, playing 3B and 1B in addition to catching ... Hit .300 or better vs 5 NL clubs in '87, including .455 vs Montreal ... Also hit .400 w/2HRs and 7 RBIs vs Pittsburgh; .348 vs Cincy; .333 vs SF and .300 vs Chicago.

SIMMONS (continued)

PRO CAREER: Among active Major Leaguers, the 8-time All-Star ranks #2 in RBIs (1378) and Doubles (477); Is #3 in Hits (2451) and #4 in Games Played (2378) and Grand Slams (9) ... **1986**—Was acquired by Atlanta during spring training to bolster the Braves bench ... Was Braves top pinch hitter, collecting 18 pinch-hit RBIs (3rd most in NL since '82) ... Paced a Braves bench that ranked second in pinch-hit BA (.277) and RBI (53) ... Belted a pinch-hit grand slam on June 3 vs Pittsburgh to give the Braves an 8-5 win; it was the 2nd pinch grand slam in Atlanta history ... Averaged 1 RBI every 5.1ABs ... **1985**—Topped Milwaukee w/13 game-winning RBIs and ranked 2nd on the club in games, doubles and RBIs ... Rebounded from an off-year in '84 to drive in 76 runs (had just 52 in '84) ... Had 1 RBI every 6ABs ... Finished his career w/Milwaukee ranking 7th in RBIs (394), 9th in doubles (132) and 10th in extra base hits (208) on the club's all-time top 10 list ... **1984**—Did not catch a game for the first time in his career ... Set an AL record for longest errorless game and most innings played by a first baseman (25) on May 8 and completed on May 9 vs White Sox ... **1983**—Earned AL All-Star honors ... Posted a career best 108 RBIs and topped the AL DHs in BA (.329) and SLG PCT (.519) ... His .308 BA was tops among all Major League switch-hitters ... Collected career hit #2000, a double, on June 12 vs the NYY ... Was named winner of the Harvey Kuenn Award by ranking among league leaders in BA, RBIs, hits and doubles ... **1982**—Was a member of the AL Champion Milwaukee Brewers ... Led all AL catchers in fielding pct (.995) ... Collected career RBI #1000 on May 7 in Minnesota ... Had 23 HRs, most since '79 and a career-second best ... Played in all 5 Gs of the ALCS vs the California Angels and all 7 games of the World Series, homering twice ... **1981**—Earned AL All-Star honors in his first season of AL action ... Simmons ranked 3rd in the loop w/12 GW-RBIs ... His first ML hit was an HR ... Played in all 5 games of Division Playoff Series vs the NYY ... **1980**—Was named to The Sporting News Silver Slugger Team ... Scored a career high 84 runs ... Closed out the '80 season as the NL's all-time switch-hitting HR leader w/172 ... **1979**—Earned NL All-Star honors ... Despite missing four weeks w/a broken left wrist Simmons belted 26 HRs, a career high, and a Cardinal record for catchers ... Was also named to the AP, UPI and The Sporting News All-Star teams ... **1978**—Earned NL All-Star honors, leading the Cardinals in RBIs w/80 ... Also had a career best 40 doubles ... Led NL catchers in assists w/88 ... **1977**—Earned NL All-Star honors ... Was also named to The Sporting News, AP, and UPI All-Star teams ... Led NL for second straight season w/25 intentional walks, an ML record for a switch-hitter ... **1976**—Collected his 1000th career hit at Wrigley Field off Ray Burris on May 26 ... Led NL in intentional walks (19) ... **1975**—Batted a career high .332, 2nd in the NL and 3rd in the Majors ... Set an NL mark of 188 hits by a catcher ... Led catchers in games (154) and total chances (880) ... **1974**—Earned NL All-Star honors, breaking the 20-HR and 100-RBI plateau for the first time in his career ... **1973**—Earned NL All-Star honors ... Had career highs in games (161), ABs (619) and hits (192) ... For second straight season, led NL receivers in total chances (975), putouts (888), and assists (74) ... **1972**—Earned NL All-Star honors for the first time ... Led NL catchers in total chances (928), putouts (842) and assists (78) ... **1971**—Had first of seven .300 seasons in Majors ... Caught Bob Gibson's no-hitter vs Pittsburgh on August 14 ... **1970**—Broke into the Majors for good, appearing in 82 games for the Cardinals ... Was hitting .372 in 15Gs with Tulsa at the time of his promotion ... **1969**—Was named American Association Rookie of the Year on the heels of a .317, 16HR & 88 RBI effort ... **1968**—Earned MVP and Rookie of the Year honors in the California League by leading the loop in BA (.331) and RBI (117) and led league's catchers in games (134) and putouts (984) ... Made ML Debut on September 21 at Los Angeles (1-for-2 at the plate) in second pro season ... **1967**—Began pro career at Sarasota, batting .350, and being promoted to Cedar Rapids ... Was originally the St. Louis Cardinals #1 selection (10th player overall) in the 1967 June Draft.

PERSONAL/MISC.: Full name TED LYLE SIMMONS ... Married the former Maryanne Ellison (5/2/70) ... Two Children: John and Matthew ... Attended both Wayne State University and the University of Michigan, where he majored in Speech and Radio/TV ... Graduated from Southfield (MI) High School where he played baseball, basketball and football ... Was baseball MVP his junior and senior seasons ... Received football scholarships from Ohio State, Michigan, Michigan State, Purdue and Colorado after earning All-State honors as a fullback ... Began switch-hitting at the age of 13 ... Is 1 of 2 players to serve on the MLBPA Pension Committee.

SIMMONS (continued)

SIMMONS' CAREER RECORD

YR	CLUB	AVG	G	AB	R	H	2B	3B	HR	RBI	BB	SO	SB
67	Sarasota	.350	6	20	5	7	1	1	2	8	3	2	1
	Cedar Rapids	.296	47	171	15	46	11	2	4	34	19	21	1
68	Modesto	.331	136	493	86	163	30	2	28	117	66	71	1
	St. Louis	.333	2	3	0	1	0	0	0	0	1	1	0
69	Tulsa	.317	129	499	80	158	33	4	16	88	38	74	11
	St. Louis	.215	5	14	0	3	0	1	0	3	1	1	0
70	Tulsa	.373	15	51	10	19	4	1	1	8	11	2	1
	St. Louis	.243	82	284	29	69	8	2	3	24	37	37	2
71	St. Louis	.304	133	510	64	155	32	4	7	77	36	50	1
72	St. Louis	.303	152	594	70	180	36	6	16	96	29	57	1
73	St. Louis	.310	161	619	62	192	36	2	13	91	61	47	2
74	St. Louis	.272	152	599	66	163	33	6	20	103	47	35	0
75	St. Louis	.332	157	581	80	193	32	3	18	100	63	35	1
76	St. Louis	.291	150	546	60	159	35	3	5	75	73	35	0
77	St. Louis	.318	150	516	82	164	25	3	21	95	79	37	2
78	St. Louis	.287	152	516	71	148	40	5	22	80	77	39	1
79	St. Louis	.283	123	448	68	127	22	0	26	87	61	34	0
80	St. Louis	.303	145	495	84	150	33	2	21	98	59	45	1
81	Milwaukee	.216	100	380	45	82	13	3	14	61	23	32	0
82	Milwaukee	.269	137	539	73	145	29	0	23	97	32	40	0
83	Milwaukee	.308	153	600	76	185	39	3	13	108	41	51	4
84	Milwaukee	.221	132	497	44	110	23	2	4	52	30	40	3
85	Milwaukee	.273	143	528	60	144	28	2	12	76	57	32	1
86	ATLANTA	.252	76	127	14	32	5	0	4	25	12	14	1
87	ATLANTA	.277	73	177	20	49	8	0	4	30	21	23	1
Minor Totals		.318	333	1234	196	393	79	10	51	255	137	170	15
A.L. Totals		.262	665	2544	298	666	132	10	66	394	183	195	8
N.L. Totals		.296	1713	6029	770	1785	345	37	180	984	657	490	13
Atlanta Totals		.266	149	304	34	81	13	0	8	55	39	37	2
M.L. Totals		.286	2378	8573	1068	2451	477	47	246	1378	840	685	21

SIMMONS' CAREER TRANSACTIONS

- Selected by St. Louis Cardinals' organization in 1st round (10th player selected) of free-agent draft, June 6, 1967.
- On military list, December 12, 1969 through May 9, 1970.
- On military list, June 19 to July 4, 1971.
- On disabled list, June 25 to July 24, 1979.
- Traded with Pitchers Rollie Fingers and Pete Vuckovich to Milwaukee Brewers for Pitchers Lary Sorenson and Dave LaPoint and Outfielders Sixto Lezcano and David Green, December 12, 1980.
- Granted free agency, November 7, 1983; re-signed by Brewers, January 16, 1984.
- Traded to Atlanta Braves from Milwaukee Brewers for catcher Rick Cerone, pitcher David Clay and infielder Flavio Alfaro, March 5, 1986.

SIMMONS' EASTERN DIVISION SERIES RECORD

YR	CLUB, OPP.	AVG.	G	AB	R	H	2B	3B	HR	RBI	BB	SO	SB
81	Mil. vs. N.Y.	.211	5	19	1	4	1	0	1	4	2	2	0

SIMMONS' CHAMPIONSHIP SERIES RECORD

YR	CLUB, OPP.	AVG.	G	AB	R	H	2B	3B	HR	RBI	BB	SO	SB
82	Mil. vs. Cal.	.167	5	18	3	3	0	0	0	1	1	4	0

SIMMONS' WORLD SERIES RECORD

YR	CLUB, OPP.	AVG.	G	AB	R	H	2B	3B	HR	RBI	BB	SO	SB
82	Mil. vs. St.L.	.174	7	23	2	4	0	0	2	3	3	2	0

SIMMONS (continued)

SIMMONS' ALL-STAR GAME RECORD

YR	CLUB/SITE	AVG.	G	AB	R	H	2B	3B	HR	RBI	BB	SO	SB
72	N.L./Atl.					—DID NOT APPEAR—							
73	N.L./K.C.	.000	1	1	0	0	0	0	0	0	0	1	0
74	N.L./Pitts.					—DID NOT APPEAR—							
77	N.L./N.Y.(A)	.000	1	3	0	0	0	0	0	0	0	0	0
78	N.L./S.D.	.333	1	3	0	1	0	0	0	0	0	1	0
79	N.L./Sea.					—DID NOT APPEAR—INJURED—							
81	A.L./Clev.	1.000	1	1	0	1	0	0	0	1	0	0	0
83	A.L./Chi.	.000	1	2	0	0	0	0	0	0	0	0	0
All-Star Totals		.200	5	10	0	2	0	0	0	1	0	2	0

SIMMONS' N.L. HOME RUNS BY BALLPARK

at Atlanta	13	at Houston	7	at New York	6	at St. Louis	81
at Chicago	11	at Los Angeles	7	at Philadelphia	7	at San Diego	9
at Cincinnati	12	at Montreal	9	at Pittsburgh	13	at San Francisco	5

SIMMONS—DETAILED HITTING STATISTICS

	1987						CAREER				
	AVG.	G	AB	H	HR	RBI	AVG.	AB	H	HR	RBI
Season	.277	73	177	49	4	30	.288	8573	2451	246	1378
Home	.278	34	79	22	1	20	.296	4201	1245	135	717
Road	.276	39	98	27	3	10	.276	4372	1206	111	661
vs. Cin	.348	7	23	8	1	2	.284	450	128	17	75
Hou	.120	9	25	3	1	4	.250	416	104	12	63
LA	.250	12	28	7	0	7	.274	492	135	16	82
SD	.250	4	8	2	0	0	.300	473	142	17	80
SF	.333	5	6	2	0	2	.269	464	125	9	70
NL West	.244	37	90	22	2	15	.275	2671	734	85	442
vs. Chi	.300	5	10	3	0	1	.334	683	228	23	111
Mtl	.455	5	11	5	0	2	.317	659	209	15	110
NY	.217	9	23	5	0	2	.314	630	198	17	99
Pha	.286	5	14	4	0	2	.289	661	191	17	103
Pit	.400	6	15	6	2	7	.310	706	219	22	117
StL	.286	6	14	4	0	1	.316	19	6	0	2
NL East	.310	36	87	27	2	15	.313	3358	1051	94	542
Pre-ASG	.262	44	103	27	3	18	.281	4580	1289	139	733
Post-ASG	.297	29	74	22	1	12	.291	3993	1162	107	645
In Apl	.167	8	24	4	0	0	.272	1030	280	19	146
May	.324	17	37	12	2	11	.269	1437	408	43	225
June	.258	13	31	8	1	6	.282	1474	416	53	244
July	.233	15	30	7	0	3	.297	1406	418	40	264
August	.286	9	28	8	0	5	.282	1602	454	43	241
Sept/Oct	.370	11	27	10	1	5	.292	1624	475	42	258
Day	.270	27	63	17	0	8	.291	2572	748	74	413
Night	.281	46	114	32	4	22	.284	6001	1703	172	965
Grass	.258	53	120	31	1	21	.282	4844	1364	138	779
Turf	.316	20	57	18	3	9	.291	3729	1087	108	599
vs. RHP	.291	—	86	25	1	11	.288	5487	1582	158	882
LHP	.264	—	91	24	3	19	.282	3086	869	88	496
Pinch Hitting	.310	—	29	9	2	8	.250	160	40	6	49

Simmons/M.L. FIELDING

C

Year	Pct	G	PO	A	E	TC	DP	PB
1968	1.000	2	3	1	0	4	0	0
1969	.957	4	22	0	1	23	0	0
1970	.950	79	466	37	5	508	15	2
1971	.989	130	747	52	9	808	11	18
1972	.991	135	842	78	8	928	6	15
1973	.987	153	888	74	13	975	13	25
1974	.986	141	717	82	11	810	13	14
1975	.983	154	803	62	15	880	5	28
1976	.993	113	493	66	4	563	4	9
1977	.987	144	683	75	10	768	5	8
1978	.988	134	670	88	9	767	6	8
1979	.985	122	606	69	10	685	10	14
1980	.985	129	520	71	9	600	12	9
1981	.980	75	300	37	7	344	3	4
1982	.995	121	570	62	3	635	8	8
1983	.975	86	395	41	11	447	4	2
1985	.986	15	65	4	1	70	1	1
1986	.978	10	40	5	1	46	0	2
1987	.987	15	64	10	1	75	1	2

Totals .987 1762 8894 914 130 9436 117 169

1B

Year	Pct	G	PO	A	E	TC	DP
1972	.966	15	125	15	5	145	9
1973	.977	6	38	4	1	43	1
1974	.962	12	96	5	4	105	5
1975	1.000	2	10	2	0	12	0
1976	.988	30	219	21	3	232	21
1981	.974	4	33	4	1	38	4
1984	.995	37	346	27	2	375	35
1985	.992	28	226	17	2	245	22
1986	.964	14	124	10	5	139	13
1987	.984	28	216	23	4	243	24

Totals .983 176 1433 128 27 1588 134

3B

Year	Pct	G	PO	A	E	TC	DP
1976	.571	2	3	1	3	7	0
1984	.836	14	6	25	6	37	2
1985	1.000	2	0	5	0	5	0
1986	1.000	9	3	3	0	6	0
1987	1.000	2	2	2	0	4	0

Totals .847 29 14 36 9 59 2

OF

Year	Pct	G	PO	A	E	TC	DP
1975	1.000	2	5	0	0	5	0
1976	1.000	7	11	0	0	11	0
1977	.000	1	0	0	0	0	0
1978	.971	23	33	0	1	34	0
1980	.889	5	8	0	1	9	0

Totals .996 38 57 0 2 59 0

SIMMONS CAREER HIGHS

MOST HITS: 4, 23 times, last 7/19/86 vs Mtl.; MOST RBI: 6, three times, last 5/18/83; MOST HR: 2, nine time, last 7/5/85 vs Sea.; MOST SB: 2, three times; LONGEST BATTING STREAK: 19 games, two times, 1973 and 1975



SIMMONS 6th ON ALL-TIME LIST

With his 15 games behind the plate for the Braves in 1987, Ted Simmons is in 6th place on the all-time list for games played by a catcher.

CATCHERS

- | | |
|-------------------|------|
| 1. Bob Boone | 1936 |
| 2. Al Lopez | 1918 |
| 3. Rick Ferrell | 1805 |
| 4. Jim Sundberg | 1798 |
| 5. Gabby Hartnett | 1790 |
| 6. TED SIMMONS | 1762 |
| 7. Johnny Bench | 1744 |

Pete Smith #25



POSITION: RHP
BATS: R **THROWS:** R
HT: 6'2" **WT:** 183

OPENING DAY AGE: 22
BORN: February 27, 1966, at Abington, MA
RESIDES: Burlington, MA
M.L. SERVICE: 0 + 034
CONTRACT STATUS: Signed thru '88

ACQUIRED: Traded to the Atlanta Braves, along with Ozzie Virgil, by the Philadelphia Phillies in exchange for Steve Bedrosian and Milt Thompson (December 10, 1985).

1987 SEASON: The 21-year old former #1 pick of the Phillies made the jump from AA Greenville to the Major Leagues in '87... Started and spent most of the season at Greenville, ranking T#2 in the Southern League w/5 CGs... Also ranked #4 in IP (177.1) and 6th in ERA (3.35)... Started slowly at AA, winning just 2 of his first 8 decisions... Rebounded to win 7 of his next 10 decisions... Was promoted to Atlanta on September 1 and made his ML Debut on September 8... Won his ML Debut, 4-2, over San Diego's Ed Whitsom... Lasted 8.2IP, allowing just 2 runs on 6 hits (2BB & 4Ks)... The 8.2IP in his debut marked the longest ML debut for an Atlanta Braves pitcher since Wenty Ford tossed a CG win over San Francisco on September 10, 1973.

PRO CAREER: 1986—Following a frustrating 1986 season, in which he posted a 1-8 record, Smith underwent surgery to repair an impingement in his right shoulder... **1985**—Led Clearwater staff in wins w/12... Fired 3-H shutout vs Winter Haven on July 16... **1984**—Began pro career at Sarasota, registering a 1.46ERA in 8 starts, fanning 35 in 37IP... Was originally the Phillies' #1 selection in the 1984 June Draft.

PERSONAL/MISC.: Full name PETER JOHN SMITH... Single... Resides in Burlington, MA... Was a 1984 graduate of Burlington (MA) High School where he played baseball and basketball for four years, football and golf one year... Was voted Pitcher-of-the-Year in 1983 and 1984... Earned MVP honors and Boston Globe All-Scholastic honors in 1984... Tossed two no-hitters his junior year... Played Little League, Babe Ruth and American Legion ball.

SMITH'S CAREER RECORD

YR	CLUB	W-L	ERA	G	GS	CG	SHO	SV	IP	H	R	ER	BB	SO
84	Sarasota	1-2	1.46	8	8	0	0	0	37	28	11	6	16	35
85	Clearwater	12-10	3.29	26	25	4	1	0	153	135	68	56	80	86
86	Greenville	1-8	5.85	24	19	0	0	0	104.2	117	88	68	78	64
87	Greenville	9-9	3.35	29	25	5	1	1	177.1	162	76	66	67	119
	ATLANTA	1-2	4.83	6	6	0	0	0	31.2	39	21	17	14	11
Minor Totals		23-29	3.74	87	77	9	1	1	472.0	442	243	196	241	304
A.L. Totals		—	—	—	—	—	—	—	—	—	—	—	—	—
N.L. TOTALS		1-2	4.83	6	6	0	0	0	31.2	39	21	17	14	11
Atlanta Totals		1-2	4.83	6	6	0	0	0	31.2	39	21	17	14	11
M.L. Totals		1-2	4.83	6	6	0	0	0	31.2	39	21	17	14	11

SMITH'S CAREER TRANSACTIONS

- Selected by Philadelphia Phillies in first round of 1984 June draft.
- Traded to Atlanta Braves by Phillies December 10, 1985 along with Ozzie Virgil in exchange for Steve Bedrosian and Milt Thompson.

—Pitching—

—Batting—

Year	Club	GF	HR	IBB	HB	WP	BK	AB	R	H	2B	3B	HR	RBI	AVG.
1986	Atl	0	3	0	0	3	1	11	0	1	0	0	0	0	.091
Totals		0	3	0	0	3	1	11	0	1	0	0	0	0	.091

P. SMITH (continued)

SMITH—DETAILED PITCHING STATISTICS

	1987							CAREER						
	W-L-S	ERA	G	IP	H	ER	SO	W-L-S	ERA	G	IP	H	ER	SO
Season	1-2-0	4.83	6	31.2	39	17	11	1-2-0	4.83	6	31.2	39	17	11
Home	1-1-0	4.08	3	17.2	18	8	6	1-1-0	4.08	3	17.2	18	8	6
Road	0-1-0	5.79	3	14.0	21	9	5	0-1-0	5.79	3	14.0	21	9	5
vs. Cin	0-0-0	4.50	1	4.0	7	2	1	0-0-0	4.50	1	4.0	7	2	1
Hou	0-0-0	6.00	1	3.0	5	2	2	0-0-0	6.00	1	3.0	5	2	2
LA	0-2-0	6.55	2	11.0	13	8	3	0-2-0	6.55	2	11.0	13	8	3
SD	1-0-0	2.08	1	8.2	6	2	4	1-0-0	2.08	1	8.2	6	2	4
SF	0-0-0	5.40	1	5.0	8	3	1	0-0-0	5.40	1	5.0	8	3	1
NL West	1-2-0	4.83	6	31.2	39	17	11	1-2-0	4.83	6	31.2	39	17	11
vs. Chi														
Mtl														
NY														
Pha														
Pit														
StL														
NL East														
Pre-ASG														
Post-ASG	1-2-0	4.83	6	31.2	39	17	11	1-2-0	4.83	6	31.2	39	17	11
In Apl														
May														
June														
July														
August														
Sept/Oct	1-2-0	4.83	6	31.2	39	17	11	1-2-0	4.83	6	31.2	39	17	11
Day	0-1-0	5.40	3	15.0	22	9	2	0-1-0	5.40	3	15.0	22	9	2
Night	1-1-0	4.32	3	16.2	17	8	9	1-1-0	4.32	3	16.2	17	8	9
Start	1-2-0	4.83	6	31.2	39	17	11	1-2-0	4.83	6	31.2	39	17	11
Relief														

SMITH'S/M.L. FIELDING

Year	Pct	G	PO	A	E	TC	DP
1987	.750	6	1	2	1	4	0
Totals	.750	6	1	2	1	4	0

P. SMITH CAREER HIGHS

MOST K'S: 4, 9/8/87 vs SD;
LONGEST LOSING STREAK: 2
games, 9/13-9/18/87; LONGEST
SCORELESS STREAK: 5.0 IP,
9/8/87

Zane Smith #34



POSITION: LHP
BATS: L **THROWS:** L
HT: 6'2" **WT:** 195

OPENING DAY AGE: 27
BORN: December 28, 1960, at Madison, Wisc.
RESIDES: Atlanta, GA
M.L. SERVICE: 3 + 027
CONTRACT STATUS: Signed thru '88

ACQUIRED: Was the Atlanta Braves' 3rd round selection in the 1982 June Draft ... Signed by scout Stu Cann.

1987 SEASON: Not only did Zane Smith become the winningest lefty in Atlanta Braves history, he became the ace of the Braves staff in 1987 ... Led the Braves hurlers in 5 departments, including wins (15), CGs (9), SHO (3) and strikeouts (130) ... All represent career bests for the southpaw ... Was ranked 5th or better in 4 NL departments — T#2 in SHO; #4 in CG; #5 w/242 IP and

Z. SMITH (continued)

T#5 w/the 15 victories ... The 15 wins were the second most by a lefty in the National League in '87 (Shane Rawley had 17) ... One must go back to the 1965 season in Milwaukee to find a Braves lefty w/more than 15 wins (Wade Blasingame had 16) ... Braves were 22-14 in Zane's 36 starts (Braves were 47-78 in all other games) ... Enjoyed a pair of 4-G winning streaks in '87; his first from April 17 to May 12 ... Topped SF (on a 4-H SHO), Cincinnati, Houston and Montreal during the 4-G win streak ... His 2nd 4-G winning streak was from July 28 to August 12 ... Bested Houston, LA (twice) and SD ... 3 of the 4 wins were CG efforts ... Teamed w/catcher Ted Simmons and went 7-1 in their first 8 starts, and 7-4 overall ... Registered 3 SHO — 2 vs NL West Champion San Francisco and the other vs Pittsburgh ... Fielded his position flawlessly, committing no errors in 58 chances for a 1.000 fielding pct ... That effort tied an Atlanta Braves fielding record held by Phil Niekro in '77 and David Palmer in '86 (minimum of 50 chances) ... Had best success vs NL West Champion San Francisco, going 2-0 w/a .075ERA, allowing just 2 runs in 24IP ... Was 3-0 vs Pittsburgh.

PRO CAREER: 1986—Had two different seasons in 1986 ... For the first two months was 1 of the hottest NL pitchers, posting a 2.26ERA (4th in NL at the time) while fanning 67 (also 4th in NL at the time) ... During the first two months, Zane tossed a two-hitter vs the LA Dodgers on April 19 (first Brave to do so since Phil Niekro on 9/27/82) and fanned a career-high 12 on May 1 vs NY ... Was 2nd on Braves' staff w/139 strikeouts ... Suffered a 4-12 stretch from June 1 to September 9, including a 7-G losing skid ... Tossed a career-high 204.2 innings ... Allowed 8 HRs in '86, only 1 in his first 137.1 IP ... **1985**—In first full season w/the Braves, Smith was used as both a starter and reliever ... Finished season as a starter, going 4-1 w/a 1.32ERA over a 9-G span ... Placed on the 21-Day DL on August 4 and two days later underwent surgery to remove a lipoma (large fatty cyst) from his back ... Was reactivated on September 1 ... Tossed a 4-H shutout to best LA, 5-0, in his final start of the season ... Was 6-6/3.15ERA overall as a starter; 3-4/5.59ERA in relief ... **1984**—Began season at AA Greenville, was promoted to AAA Richmond, and finally saw himself make his ML Debut on September 10 at Houston ... Started and won his ML Debut, 3-1, tossing 6 innings (6H, 1R, 1BB & 4K) ... Was 1-0 w/Atlanta; 7-4 at Richmond; 7-0 at Greenville for a combined 15-4 record ... While at Greenville, where he allowed just 13 runs and 47H in his 60IP for a 1.65ERA, Smith tossed a two-hitter on April 19 vs Chattanooga and then a one hitter on April 24 vs Knoxville ... Tossed a three-hitter while at Richmond to down Rochester (July 23) ... **1983**—Led Carolina League hurlers in fielding pct (1.000), total chances (69) and assists (65) ... Tossed a three-hitter May 1 vs Hagerstown ... **1982**—Began pro career at Anderson, winning 5 games in 10 starts.

PERSONAL/MISC.: Full name ZANE WILLIAM SMITH ... Married the former Wendy Wallace (December 14, 1986) ... Resides in Atlanta ... Attended Indiana State University, where he was 9-3 his junior season ... Graduated from North Platte (NE) High School in 1979 ... Did not play baseball in high school ... Led basketball team to state tournament junior and senior years ... In football, was the state's leading scorer, 1978.

SMITH'S CAREER RECORD

YR	CLUB	W-L	ERA	G	GS	CG	SHO	SV	IP	H	R	ER	BB	SO
82	Anderson	5-3	6.86	12	10	1	1	1	63	65	53	48	34	32
83	Durham	9-15	4.90	27	27	7	0	0	171	183	109	93	83	126
84	Greenville	7-0	1.65	9	9	3	1	0	60	47	13	11	23	35
	Richmond	7-4	4.15	19	19	3	0	0	124	113	62	57	65	68
	ATLANTA	1-0	2.25	3	3	0	0	0	20	16	7	5	13	16
85	ATLANTA	9-10	3.80	42	18	2	2	0	147.0	135	70	62	80	85
86	ATLANTA	8-16	4.05	38	32	3	1	1	204.2	209	109	92	105	139
87	ATLANTA	15-10	4.09	36	36	9	3	0	242.0	245	130	110	91	130
	Minor Totals	28-24	4.50	67	65	14	2	1	418	408	237	209	205	261
	A.L. Totals	—	—	—	—	—	—	—	—	—	—	—	—	—
	N.L. Totals	33-36	3.95	119	89	14	6	1	613.2	605	316	269	289	370
	Atlanta Totals	33-36	3.95	119	89	14	6	1	613.2	605	316	269	289	370
	M.L. Totals	33-36	3.95	119	89	14	6	1	613.2	605	316	269	289	370

SMITH'S CAREER TRANSACTIONS

- Selected by Atlanta Braves in 3rd round of free-agent draft, June 7, 1982.
- On disabled list August 5 to September 1, 1985.

Z. SMITH (continued)

Year	Club	—Pitching—						—Batting—							
		GF	HR	IBB	HB	WP	BK	AB	R	H	2B	3B	HR	RBI	AVG.
1984	Atl	0	1	2	0	0	0	9	1	5	0	0	0	0	.556
1985	Atl	3	3	5	3	2	0	37	1	6	0	0	0	3	.162
1986	Atl	2	8	6	5	8	0	59	2	5	0	0	0	3	.085
1987	Atl	0	19	6	5	5	1	76	6	10	1	1	0	6	.132
Totals		5	31	19	13	15	1	181	10	26	1	1	0	12	.144

SMITH—DETAILED PITCHING STATISTICS

Season	1987							CAREER						
	W-L-S	ERA	G	IP	H	ER	SO	W-L-S	ERA	G	IP	H	ER	SO
Season	15-10-0	4.09	36	242.0	245	110	130	33-36-1	3.95	119	613.2	605	269	370
Home	6-6-0	5.69	18	110.2	136	70	60	15-18-1	4.46	62	317.0	342	157	200
Road	9-4-0	2.74	18	131.1	109	40	70	18-18-0	3.40	57	296.2	263	112	170
vs. Cin	2-2-0	5.60	5	35.1	43	22	22	2-3-0	3.78	15	81.0	87	34	58
Hou	2-1-0	3.06	5	35.1	34	12	22	5-4-1	3.74	16	79.1	77	33	55
LA	2-1-0	4.96	5	33.0	34	18	13	5-5-0	4.37	16	80.1	87	44	42
SD	1-1-0	1.80	2	15.0	12	3	7	5-4-0	3.00	12	63.0	55	21	24
SF	2-0-0	0.75	3	24.0	14	2	12	5-1-0	1.16	9	62.1	47	8	38
NL West	9-5-0	3.60	20	142.2	137	57	76	22-17-1	3.32	68	366.0	353	140	217
vs. Chi	1-1-0	3.68	2	14.2	15	6	3	1-3-0	6.23	4	26.0	31	18	5
Mtl	1-1-0	4.15	3	17.1	20	8	9	1-4-0	5.19	9	43.1	48	25	26
NY	0-1-0	4.38	2	12.1	12	6	11	2-4-0	3.72	9	46.0	37	19	37
Pha	0-0-0	9.00	2	9.0	16	9	5	2-1-0	3.80	8	42.2	45	18	35
Pit	3-0-0	4.33	4	27.0	23	13	18	3-1-0	3.50	11	43.2	36	17	28
StL	1-2-0	5.21	3	19.0	22	11	8	2-6-0	6.26	10	46.0	55	32	22
NL East	6-5-0	4.80	16	99.1	108	53	54	11-19-0	4.69	51	247.2	252	129	153
Pre-ASG	8-5-0	4.36	21	136.1	146	66	79	20-20-0	3.75	70	367.2	364	153	243
Post-ASG	7-5-0	3.75	15	105.2	99	44	51	13-16-1	4.24	49	246.0	241	116	127
In Apl	2-1-0	3.02	6	41.2	43	14	25	5-4-0	2.89	20	93.1	81	30	61
May	3-2-0	5.08	7	44.1	51	25	26	6-7-0	4.35	23	109.2	116	53	80
June	3-1-0	4.05	6	40.0	38	18	23	7-5-0	3.38	19	117.0	118	44	69
July	1-2-0	4.75	5	30.1	31	16	13	4-7-0	4.02	17	103.0	93	46	63
August	5-1-0	3.28	6	46.2	39	17	22	5-5-0	4.42	11	75.1	75	37	32
Sept/Oct	1-3-0	4.62	6	39.0	43	20	21	6-8-1	4.60	29	115.1	122	59	65
Day	3-5-0	4.54	11	67.1	69	34	28	7-12-0	4.21	29	149.2	152	70	82
Night	12-5-0	3.92	25	174.2	176	76	92	26-24-1	3.86	90	464.0	453	199	288
Start	15-10-0	4.09	36	242.0	245	110	130	29-32-0	3.87	89	565.1	552	242	345
Relief								4-4-1	4.84	30	48.1	53	26	25

SMITH/M.L. FIELDING

Year	Pct	G	PO	A	E	TC	DP
1984	.833	3	2	3	1	6	1
1985	.933	42	7	35	3	45	2
1986	.981	38	7	45	1	53	4
1987	1.000	36	15	43	0	58	4
Totals	.969	119	31	126	5	162	11

Z. SMITH CAREER HIGHS

MOST K'S: 12, 5/1/86 vs NY;
 LONGEST LOSING STREAK: 7
 games, 1986; FEWEST HITS: 2,
 4/19/86 vs NY; LONGEST SCORE-
 LESS STREAK: 21.0 IP,
 8/27-9/6/87; LONGEST WINNING
 STREAK: 4, two times, 1987

BRAVES BITS

DID YOU KNOW ... Five Braves batters were hit by Cincinnati Reds pitchers on July 2, 1969, the most hit-batsmen in a game since 1896.

1988 ATLANTA

MANAGER—Chuck Tanner (7)

COACHES—Tony Bartirome (50); Bruce Dal Canton (39); Al Monchak (52); Bob Skinner (4); Brian Snitker (55); Willie Stargell (8)

No.	PITCHERS (17)	B-T	HT.	WT.	BIRTHDATE	BIRTHPLACE	RESIDENCE
38	Acker, Jim	R-R	6-2	212	9/24/58	Freer, TX	Freer, TX
70	Akins, Sid	R-R	6-4	170	11/14/62	Tindall AFB, FL	Sepulveda, CA
30	Assenmacher, Paul	L-L	6-3	200	12/10/60	Detroit, MI	Acworth, GA
37	Boever, Joe	R-R	6-1	200	10/4/60	St. Louis, MO	Largo, FL
36	Cary, Chuck	L-L	6-4	210	3/3/60	Whittier, CA	San Ramon, CA
43	Coffman, Kevin	R-R	6-2	175	1/19/65	Austin, TX	Victoria, TX
49	Dedmon, Jeff	L-R	6-2	200	3/4/60	Torrance, CA	Yorba Linda, CA
61	Eave, Gary	R-R	6-4	190	7/22/63	Monroe, LA	Bastrop, LA
47	Glavine, Tom	L-L	6-0	175	3/25/66	Concord, MA	Billerica, MA
33	Greene, Tommy	R-R	6-5	225	4/6/67	Lumberton, NC	Brunswick, NC
42	Mahler, Rick	R-R	6-1	202	8/5/53	Austin, TX	Marietta, GA
58	Mathews, Eddie	R-R	6-3	190	11/5/61	Peoria, IL	Peoria, IL
31	Olwine, Ed	R-L	6-2	170	5/28/58	Greenville, OH	Smyrna, GA
45	Puleo, Charlie	R-R	6-3	200	2/7/55	Glen Ridge, NJ	Knoxville, TN
25	Smith, Pete	R-R	6-2	183	2/27/66	Abington, MA	Burlington, MA
34	Smith, Zane	L-L	6-2	195	12/28/60	Madison, WI	Atlanta, GA
40	Sutter, Bruce	R-R	6-2	195	1/8/53	Lancaster, PA	Kennesaw, GA

No.	CATCHERS (3)	B-T	HT.	WT.	BIRTHDATE	BIRTHPLACE	RESIDENCE
20	Benedict, Bruce	R-R	6-2	195	8/15/55	Birmingham, AL	Dunwoody, GA
23	Simmons, Ted	S-R	6-0	200	8/9/49	Highland Park, MI	Chesterfield, MO
9	Virgil, Ozzie	R-R	6-1	205	12/7/56	Mayaguez, PR	Glendale, AZ

No.	INFELDERS (8)	B-T	HT.	WT.	BIRTHDATE	BIRTHPLACE	RESIDENCE
32	Blauser, Jeff	R-R	6-0	170	11/8/65	Los Gatos, CA	Auburn, CA
5	Gant, Ron	R-R	6-0	172	3/2/65	Victoria, TX	Victoria, TX
18	Garcia, Damaso	R-R	6-0	185	2/7/57	Moca, DR	Moca, DR
72	Lemke, Mark	S-R	5-9	167	8/13/65	Utica, NY	Whitesboro, NY
24	Oberkfell, Ken	L-R	6-1	210	5/4/56	Maryville, IL	Marietta, GA
28	Perry, Gerald	L-R	6-0	190	10/30/60	Savannah, GA	Lithonia, GA
12	Runge, Paul	R-R	6-0	175	5/21/58	Kingston, NY	Smyrna, GA
14	Thomas, Andres	R-R	6-1	185	11/10/63	Boca Chica, DR	Boca Chica, DR

No.	OUTFIELDERS (8)	B-T	HT.	WT.	BIRTHDATE	BIRTHPLACE	RESIDENCE
29	Blocker, Terry	L-L	6-2	195	8/18/60	Columbia, SC	Memphis, TN
22	Griffey, Ken	L-L	6-1	205	4/10/50	Donora, PA	Westchester, OH
1	Hall, Albert	S-R	5-11	158	3/7/59	Birmingham, AL	Birmingham, AL
10	James, Dion	L-L	6-1	170	11/9/62	Philadelphia, PA	Sacramento, CA
63	Justice, David	L-L	6-3	195	4/14/66	Cincinnati, OH	Cincinnati, OH
3	Murphy, Dale	R-R	6-4	215	3/12/56	Portland, OR	Roswell, GA
15	Roenicke, Gary	R-R	6-3	200	12/5/54	Covina, CA	Nevada City, CA
65	Wetherby, Jeff	L-L	6-2	195	10/18/63	Grenada Hills, CA	Grenada Hills, CA

1 Hall, Albert, OF
 3 Murphy, Dale, OF
 4 Skinner, Bob, Coach
 5 Gant, Ron, Inf
 7 Tanner, Chuck, Mgr
 8 Stargell, Willie, Coach
 9 Virgil, Ozzie, C
 10 James, Dion, OF
 11 Bell, Terry, C*
 12 Runge, Paul, Inf
 14 Thomas, Andres, Inf

15 Roenicke, Gary, OF
 16 Espino, Juan, C*
 17 Biancalana, Buddy, Inf*
 18 Garcia, Damaso, Inf
 19 Nettles, Graig, Inf*
 20 Benedict, Bruce, C
 22 Griffey, Ken, OF
 23 Simmons, Ted, Inf
 24 Oberkfell, Ken, Inf
 25 Smith, Pete, RHP

NUMERICAL SPRING

28 Perry, Gerald, Inf
 29 Blocker, Terry, OF
 30 Assenmacher, Paul, LHP
 31 Olwine, Ed, LHP
 32 Blauser, Jeff, Inf
 33 Greene, Tommy, RHP
 34 Smith, Zane, LHP
 36 Cary, Chuck, LHP
 37 Boever, Joe, RHP
 38 Acker, Jim, RHP

BRAVES ROSTER

TEAM PHYSICIAN—Dr. David T. Watson
 ASSOCIATE PHYSICIANS—Dr. Robert Crow
 Dr. John Cantwell
 ORTHOPEDICS—Dr. Robert Wells
 Dr. Carl Fackler
 TRAINER—Dave Purstley
 ASSISTANT TRAINER—Jeff Porter
 TRAVELING SECRETARY—Bill Acree

1987 CLUB	W-L	ERA	G	GS	CG	SV	IP	H	R	ER	BB	SO	SERVICE
ATLANTA	4-9	4.16	68	0	0	14	114.2	109	57	53	51	68	5.000
Durham	3-5	3.61	30	2	0	2	67.1	75	32	27	14	63	
Greenville	3-1	0.87	16	0	0	4	41.1	30	4	4	9	31	
Richmond	1-2	3.65	4	4	0	0	24.2	30	11	10	8	21	
ATLANTA	1-1	5.10	52	0	0	2	54.2	58	41	31	24	39	1.158
Louisville	3-2	3.43	43	0	0	21	57.2	52	22	22	27	79	
Richmond	1-0	1.00	6	0	0	1	9.0	8	1	1	4	8	
ATLANTA	1-0	7.36	14	0	0	0	18.1	29	15	15	12	18	1.026
Richmond	4-6	4.68	40	9	1	3	105.2	104	64	55	43	127	
ATLANTA	1-1	3.78	13	0	0	1	16.2	17	7	7	4	15	1.022
Greenville	11-11	4.51	30	30	1	0	181.2	162	103	91	130	153	
ATLANTA	2-3	4.62	5	5	0	0	25.1	31	14	13	22	14	0.034
ATLANTA	3-4	3.91	53	3	0	4	89.2	82	46	39	42	40	4.012
Durham	5-4	4.84	16	14	2	0	87.1	90	51	47	35	82	
Greenville	2-5	2.82	25	1	0	7	54.1	39	19	17	23	52	
Richmond	6-12	3.35	22	22	4	0	150.1	142	70	56	56	90	
ATLANTA	2-4	5.54	9	9	0	0	50.1	55	34	31	33	20	0.052
Greenville	11-8	3.29	23	23	4	0	142.1	103	60	52	66	101	
ATLANTA	8-13	4.98	39	28	3	0	197.0	212	118	109	85	95	6.149
Durham	4-1	1.94	10	6	0	1	51.0	42	11	11	10	29	
Greenville	3-7	3.31	37	1	0	11	65.1	62	27	24	30	45	
Richmond	4-0	1.91	22	0	0	8	33.0	34	8	7	7	19	
ATLANTA	0-1	5.01	27	0	0	1	23.1	25	16	13	8	12	1.078
ATLANTA	6-8	4.23	35	15	1	0	123.1	122	63	58	40	99	3.075
Greenville	9-9	3.35	29	25	5	1	177.1	162	76	66	67	119	
ATLANTA	1-2	4.83	6	6	0	0	31.2	39	21	17	14	11	0.034
ATLANTA	15-10	4.09	36	36	9	0	242.0	245	130	110	91	130	3.027
ATLANTA	Injured—did not play												11.149

1987 CLUB	AVG	G	AB	R	H	2B	3B	HR	RBI	BB	SO	SB	SERVICE
ATLANTA	.147	37	95	4	14	1	0	1	5	17	15	0	9.047
ATLANTA	.277	73	177	20	49	8	0	4	30	21	23	1	18.006
ATLANTA	.247	123	429	57	106	13	1	27	72	47	81	0	6.067

1987 CLUB	AVG	G	AB	R	H	2B	3B	HR	RBI	BB	SO	SB	SERVICE
Richmond	.177	33	113	11	20	1	0	1	12	11	24	3	
Greenville	.249	72	265	35	66	13	3	4	32	34	49	5	
ATLANTA	.242	51	165	11	40	6	3	2	15	18	34	7	0.065
Greenville	.247	140	527	78	130	27	3	14	82	59	91	24	
ATLANTA	.265	21	83	9	22	4	0	2	9	1	11	4	0.034
Richmond*	.000	1	1	0	0	0	0	0	0	0	1	0	
ATLANTA	Injured—did not play												8.040
Durham	.292	127	489	76	143	28	3	20	68	54	45	10	
Greenville	.231	6	26	0	6	0	0	0	4	0	4	0	0.000
ATLANTA	.280	135	508	59	142	29	2	3	48	48	29	3	9.131
ATLANTA	.270	142	533	77	144	35	2	12	74	48	63	42	3.102
Richmond	.277	70	235	34	65	11	3	3	21	63	26	12	
ATLANTA	.213	27	47	9	10	1	0	3	8	5	10	0	2.107
ATLANTA	.231	82	324	29	75	11	0	5	39	14	50	6	2.034

1987 CLUB	AVG	G	AB	R	H	2B	3B	HR	RBI	BB	SO	SB	SERVICE
Tidewater	.312	124	525	89	164	21	5	6	37	26	71	33	0.058
ATLANTA	.286	122	399	65	114	24	1	14	64	46	54	4	13.171
ATLANTA	.284	92	292	54	83	20	4	3	24	38	36	33	3.066
ATLANTA	.312	134	494	80	154	37	6	10	61	70	63	10	3.031
Greenville	.227	93	348	38	79	12	4	6	40	53	48	3	0.000
ATLANTA	.295	159	566	115	167	27	1	44	105	115	136	16	10.046
ATLANTA	.219	67	151	25	33	8	0	9	28	32	23	0	9.164
Greenville	.303	140	488	67	148	31	4	12	78	63	87	7	0.000

*Rehabilitation Roster

TRAINING ROSTER

39 Dai Canton, Bruce, Coach
 40 Sutter, Bruce, RHP
 42 Mahler, Rick, RHP
 43 Coffman, Kevin, RHP
 45 Puleo, Charlie, RHP
 47 Galvine, Tom, LHP
 48 Clary, Marty, RHP*
 49 Dedmon, Jeff, RHP
 50 Bartirome, Tony, Coach
 52 Monchak, Al, Coach

54 Denson, Andrew, Inf*
 55 Snitker, Brian, Coach
 56 Lilliquist, Derek, LHP*
 57 Smoltz, John, RHP*
 58 Mathews, Eddie, RHP
 59 Nezelek, Andy, RHP*
 61 Eave, Gary, RHP
 62 Tubbs, Greg, OF*
 63 Justice, David, OF
 64 Hood, Dennis, OF*

65 Wetherby, Jeff, OF
 66 Dozier, Tom, RHP*
 70 Akins, Sid, RHP
 71 Dewey, Todd, C*
 72 Lemke, Mark, Inf
 73 Pfaff, Bob, C*
 79 Eichelberger, Juan, RHP*
 80 Plumb, David, C*
 82 Miller, Dave, RHP*
 83 Whited, Ed, Inf*
 *Spring Training Invitee

1988 NON-ROSTER SPRING TRAINING INVITEES

No.	PITCHERS (7)	B-T	HT.	WT.	BIRTHDATE	BIRTHPLACE	RESIDENCE	1987 CLUB	W-L	ERA	G	GS	CG	SV	IP	H	R	ER	BB	SO
48	Clary, Marty	R-R	6-4	190	4/3/62	Detroit, MI	Clawson, MI	Richmond	11-10	3.74	26	26	5	0	178.0	180	86	74	75	91
66	Dozier, Tom	R-R	6-2	200	9/5/61	San Pablo, CA	Richmond, CA	ATLANTA	0-1	6.14	7	1	0	0	15.0	20	13	10	4	7
79	Eichelberger, Juan	R-R	6-3	205	10/21/53	St. Louis, MO	Poway, CA	Richmond	12-7	3.95	32	19	0	0	153.0	153	80	67	90	117
56	Lilliquist, Derek	L-L	6-0	200	2/20/66	Winter Park, FL	Sarasota, FL	Bradenton	7-5	3.38	40	9	2	5	128.0	105	53	48	38	86
82	Miller, Dave	R-R	6-3	200	10/17/64	Jacksonville, FL	Cantonment, FL	Durham	0-0	0.00	2	2	0	0	13.0	3	0	0	2	16
59	Nezelek, Andy	L-R	6-6	218	10/24/65	Endicott, NY	Endicott, NY	Durham	2-1	2.88	3	3	2	0	25.0	13	9	8	6	29
57	Smoltz, John	R-R	6-3	185	5/15/67	Detroit, MI	Lansing, MI	Sumter	15-9	3.59	30	27	8	0	205.0	188	92	82	53	155
								Glens Falls	6-3	1.80	12	12	5	0	85.0	56	24	17	12	67
								Richmond	4-10	5.68	21	0	0	0	130.0	131	89	82	81	86
								Richmond	0-1	6.19	3	3	0	0	16.0	17	11	11	11	5

No.	CATCHERS (5)	B-T	HT.	WT.	BIRTHDATE	BIRTHPLACE	RESIDENCE	1987 CLUB	AVG	G	AB	R	H	2B	3B	HR	RBI	BB	SO	SB
11	Bell, Terry	R-R	6-0	195	10/27/62	Dayton, OH	Kettering, OH	Memphis	.239	86	272	30	65	8	1	3	23	33	70	5
71	Dewey, Todd	S-R	6-1	185	12/7/63	Pomona, CA	Ventura, CA	ATLANTA	.000	1	1	0	0	0	0	0	0	0	1	0
16	Espino, Juan	R-R	6-1	190	3/16/56	Bonao, DR	Bonao, DR	Greenville	.238	99	320	34	76	13	2	5	35	39	58	2
73	Phaff, Bob	R-R	6-1	185	1/10/66	Poughkeepsie, NY	Austin, TX	Columbus	.229	53	153	13	35	10	0	2	23	18	24	0
80	Plumb, David	R-R	5-11	190	12/4/63	Charlevoix, MI	Auburn, AL	Durham	.248	93	355	39	88	25	1	7	60	15	88	0
								Sumter	.318	86	292	47	93	26	1	5	43	30	46	3

No.	INFELDERS (4)	B-T	HT.	WT.	BIRTHDATE	BIRTHPLACE	RESIDENCE	1987 CLUB	AVG	G	AB	R	H	2B	3B	HR	RBI	BB	SO	SB
17	Biancalana, Buddy	S-R	5-11	160	2/2/60	Larkspur, CA	Overland Park, KS	Kansas City	.213	37	47	4	10	1	0	1	7	1	10	0
								Omaha	.100	3	10	1	1	0	0	0	2	1	3	1
								Houston	.042	18	24	1	1	0	0	0	0	1	12	0
								Tucson	.179	13	28	4	5	1	0	0	4	8	9	1
54	Denson, Andrew	R-R	6-5	210	11/16/65	Cincinnati, OH	Cincinnati, OH	Greenville	.219	128	447	54	98	23	1	14	55	33	93	1
19	Nettles, Graig	L-R	6-0	189	8/20/44	San Diego, CA	Del Mar, CA	ATLANTA	.209	112	177	16	37	8	1	5	33	22	25	1
83	Whited, Ed	R-R	6-3	195	2/9/64	Bristol, PA	Cranbury, NJ	Asheville	.323	128	440	97	142	37	0	28	126	59	58	12

No.	OUTFIELDERS (2)	B-T	HT.	WT.	BIRTHDATE	BIRTHPLACE	RESIDENCE	1987 CLUB	AVG	G	AB	R	H	2B	3B	HR	RBI	BB	SO	SB
64	Hood, Dennis	R-R	6-2	170	7/3/66	Glendell, CA	Altadena, CA	Durham	.269	120	438	73	118	19	4	13	62	51	114	32
62	Tubbs, Greg	R-R	5-9	178	8/31/62	Smithville, TN	Smithville, TN	Greenville	.269	141	540	97	145	19	7	3	40	86	87	24

John Smoltz #57

(Non-Roster Invitee)



POSITION: RHP
BATS: R **THROWS:** R
HT: 6'3" **WT:** 185

OPENING DAY AGE: 20
BORN: May 15, 1967, at Detroit, MI
RESIDES: Lansing, MI
M.L. SERVICE: 0 + 000
CONTRACT STATUS: Signed thru '88

ACQUIRED: Traded to the Braves by the Detroit Tigers in exchange for Doyle Alexander (August 12, 1987).

1987 SEASON: Began his 2nd pro season with Detroit's Class A affiliate Glens Falls of the Eastern League ... Was 4-10 with a 5.86ERA in 21 starts at the time of the trade ... Was assigned to the Braves' AAA Richmond club, making just 3 starts.

PRO CAREER: 1986—Started his pro career on fire, winning his first three straight starts ... Allowed just 1 run in 18 innings pitched ... Was rated the 5th best prospect in the FSL by Baseball America.

PERSONAL/MISC.: Full name JOHN ANDREW SMOLTZ ... Single ... Resides in Lansing, MI ... Graduated from Waverly HS in Lansing, MI, where he was All-State in baseball ... Also played basketball ... Played on three championship teams in amateur ball.

YR	CLUB	W-L	ERA	G	GS	CG	SHO	SV	IP	H	R	ER	BB	SO
86	Lakeland	7-8	3.56	17	14	2	1	0	96	86	44	38	31	47
87	Glens Falls	4-10	5.68	21	21	0	0	0	130	131	89	82	81	86
Minor Totals		11-18	4.78	38	35	2	1	0	226	217	133	120	112	133

—Signed as a free agent by the Tigers, September 22nd, 1985

—Traded to the Braves by the Tigers in exchange for Doyle Alexander (August 12, 1987)

Bruce Sutter #40



POSITION: RHP
BATS: R **THROWS:** R
HT: 6'2" **WT:** 195

OPENING DAY AGE: 35
BORN: January 8, 1953, at Lancaster, PA
RESIDES: Kennesaw, GA
M.L. SERVICE: 11 + 149
CONTRACT STATUS: Signed thru '90

ACQUIRED: Signed by the Atlanta Braves as a free agent to a six-year contract (December 7, 1984).

1987 SEASON: The former Cy Young Award winner (1979) and 4-time Sporting News NL Fireman of the Year ('79, '81, '82 & '84) underwent surgery on his right shoulder for the third time in February of '87 ... Surgery was to remove scar tissue surrounding nerve damage in his right shoulder ... Was placed on the emergency 60-day DL on March 25 and did not see any action during the '87 season.

SUTTER (continued)

PRO CAREER: Ranks 3rd on All-Time Saves List w/286 (3 behind #2 Rich Gossage and 55 behind the All-Time leader Rollie Fingers) ... Is #2 among active hurlers ... Sutter enjoyed 9 straight seasons of saving at least 20 games, the longest such streak in baseball history ... **1986**—Despite posting only three saves in an injury-riddled season, Sutter remains the NL leader in career saves with 286 (Rollie Fingers holds the AL & MLB mark of 341) ... Underwent surgery for the first time in the off-season; was performed on December 13 by Dr. Robert Wells to release a suprascapular entrapment of the right shoulder (a ligament had tightened around a nerve in the shoulder, restricting the blood flow) ... After an inconsistent start of '86, Sutter was placed on the 15-day DL on June 1 (retro to May 28); was transferred to the 21-day DL on June 16 and did not see any action the remainder of the season ... On August 13 underwent arthroscopic surgery to repair an incomplete tear of the rotator cuff and cartilage that supports the shoulder; performed by Dr. Lanny Johnson ... **1985**—Posted his 9th straight 20-save season, the longest such streak in baseball history ... Collected 23 saves, 6th best in the NL, despite missing extended action due to injury ... Was responsible for 45% of the Braves' wins (66) in '85 (23 saves & 7 wins) ... Was 23 of 35 in save situations, including a 6-for-6 start ... Underwent an arthrogram on his right shoulder on September 25 ... **1984**—Established a NL record for saves in a season with 45, tying the ML mark set by KC's Dan Quisenberry in '83 (Since eclipsed by NYY Dave Righetti's 46 in '86) ... Earned NL All-Star and TSN NL Fireman of the Year honors on that effort ... Also led NL in games finished (63) and 5th w/71 appearances ... Led Cardinals w/a 1.54ERA and was 3rd in strikeouts w/77 ... **1983**—Saved 21 games, 5th best in the NL (1st time since '78 that he didn't lead NL in saves) ... Won 9 others ... **1982**—Enjoyed one of the best seasons in his award-winning career, winning (9) or saving (36) almost half of the World Champion Cardinals' victories (45 of 92) ... Led NL in saves w/36 and earned TSN Fireman of the Year honors ... Had a win and save vs the Braves in the NLCS ... Posted one win and 2 saves in the World Series vs the Milwaukee Brewers; was on mound when St. Louis won World Series ... Was named MVP of the '82 World Series by the NY Chapter of the BBWAA ... Also named Baseball Man of Year by St. Louis BBWAA ... **1981**—Enjoyed his first season with the Cardinals, saving 25 games, the most in the NL ... His 25 rescues matched the Cardinals' team total in 1980 ... Earned NL All-Star honors (posting save) and TSN Fireman of the Year honors ... **1980**—Earned NL All-Star honors (posting save) for leading the loop w/28 saves ... Marked the 2nd straight season he led NL in that department ... **1979**—Earned Cy Young, NL All-Star (posted win) and TSN Fireman of the Year honors for his 37 saves, 6 wins and 2.23ERA in 62 appearances ... His win in the All-Star Game was #2; only Lefty Gomez (with 3) has more All-Star Game wins ... **1978**—Posted 27 saves and earned NL All-Star honors (posted win) ... **1977**—Had perhaps his best overall season in '77, registering 31 saves, a 7-3 slate and 1.35ERA, while fanning 129 and allowing just 69 hits and 23 walks in 107IP ... Earned NL All-Star honors ... Had a memorable night on September 8 vs Montreal ... Tied NL record for most consecutive strikeouts by a relief pitcher in a game with 6, and during that streak, tied an ML record by striking out the side with just 9 pitches (became just 9th pitcher in baseball history to achieve that feat) ... His 31 saves were 2nd best in the NL ... **1976**—Made ML Debut on May 9 vs Cincinnati, pitching 1 frame of relief (2H, 0R) ... **1975**—Tied for Texas League save title with 13 ... **1974**—Made only 2 starts in his entire pro career in '74; 1 w/Key West and 1 w/Midland ... **1973**—Fanned 76 in 85IP at Quincy in his 2nd pro season ... **1972**—Began pro career at Bradenton after being signed as a free agent by the Chicago Cubs (Sept 9, 1971) ... Was originally drafted in the 21st round of the 1970 June Draft by the Washington Senators; did not sign.

PERSONAL/MISC: Full name HOWARD BRUCE SUTTER (pronounced SUIT-er) ... Married: Jayme ... Three Children: Joshua, Chad and Ben ... Resides in Kennesaw, GA ... Is a 1972 graduate of Donegal HS in Mt. Joy, PA, where he was an outstanding football, basketball and baseball player ... Captained both football and basketball teams his senior year ... Was one of Pennsylvania's District Three's top quarterbacks and led hoop squad to a District Three Championship ... Played American Legion as a youngster.

BRAVES BITS

DID YOU KNOW ... The Braves' Hank Gowdy was the first Major League player to enlist for World War I.

SUTTER (continued)

SUTTER'S CAREER RECORD

YR	CLUB	W-L	ERA	G	GS	CG	SHO	SV	IP	H	R	ER	BB	SO
72	Bradenton	0-0	0.00	2	0	0	0	0	5	3	0	0	0	4
73	Quincy	3-3	4.13	40	0	0	0	5	85	94	52	39	27	76
74	Key West	1-5	1.35	18	1	0	0	3	40	26	9	6	13	50
	Midland	1-2	1.44	8	1	0	0	0	25	22	6	4	6	14
75	Midland	5-7	2.16	41	0	0	0	13	67	64	26	16	21	50
76	Wichita	2-1	1.50	7	0	0	0	1	12	9	3	2	4	16
	Chicago (N)	6-3	2.71	52	0	0	0	10	83	63	27	25	26	73
77	Chicago (N)	7-3	1.35	62	0	0	0	31	107	69	21	16	23	129
78	Chicago (N)	8-10	3.18	64	0	0	0	27	99	82	44	35	34	106
79	Chicago (N)	6-6	2.23	62	0	0	0	*37	101	67	29	25	32	110
80	Chicago (N)	5-8	2.65	60	0	0	0	*28	102	90	35	30	34	76
81	St. Louis	3-5	2.63	48	0	0	0	*25	82.1	64	24	24	24	57
82	St. Louis	9-8	2.90	70	0	0	0	*36	102.1	88	38	33	34	61
83	St. Louis	9-10	4.23	60	0	0	0	21	89.1	90	45	42	30	64
84	St. Louis	5-7	1.54	71	0	0	0	*45	122.2	109	26	21	23	77
85	ATLANTA	7-7	4.48	58	0	0	0	23	88.1	91	46	44	29	52
86	ATLANTA	2-0	4.34	16	0	0	0	3	18.2	17	9	9	9	16
87	ATLANTA	INJURED — DID NOT PLAY												
Minor Totals		12-18	2.58	116	2	0	0	22	234	218	96	67	71	210
A.L. Totals		—	—	—	—	—	—	—	—	—	—	—	—	—
N.L. TOTALS		67-67	2.75	623	0	0	0	286	995.2	830	344	304	298	821
Atlanta Totals		9-7	4.46	74	0	0	0	26	107	108	55	53	38	68
M.L. Totals		67-67	2.75	623	0	0	0	286	995.2	830	344	304	298	821

SUTTER'S CAREER TRANSACTIONS

- Selected by Washington Senators in 21st round of free-agent draft, June 4, 1970.
- Signed as free agent by Chicago Cubs, September 9, 1971.
- On disabled list, May 22 to July 28, 1974.
- On disabled list, August 2 to August 23, 1977.
- Traded to St. Louis Cardinals for Third Baseman Ken Reitz, Outfielder-First Baseman Leon Durham and a player to be named later, December 9, 1980; Chicago Cubs acquired Third Baseman Tye Waller to complete deal, December 22, 1980.
- Granted free agency, November 8, 1984; signed by Atlanta Braves, December 7, 1984.
- On disabled list, May 28, 1986, through remainder of season.
- On disabled list, March 25, 1987 through remainder of season.

SUTTER'S CHAMPIONSHIP SERIES RECORD

YR	CLUB	W-L	ERA	G	GS	CG	SHO	SV	IP	H	R	ER	BB	SO
82	St. L. vs. Atl.	1-0	0.00	2	0	0	0	1	4.1	0	0	0	0	1

SUTTER'S WORLD SERIES RECORD

YR	CLUB	W-L	ERA	G	GS	CG	SHO	SV	IP	H	R	ER	BB	SO
82	St. L. vs. Mil.	1-0	4.78	4	0	0	0	2	7.2	6	4	4	3	6

SUTTER'S ALL-STAR GAME RECORD

YR	CLUB/SITE	W-L	ERA	G	GS	CG	SHO	SV	IP	H	R	ER	BB	SO
77	NL/NY (AL)	Injured-Did Not Play												
78	NL/SD	1-0	0.00	1	0	0	0	0	1.2	0	0	0	0	2
79	NL/Sea.	1-0	0.00	1	0	0	0	0	2	2	0	0	2	3
80	NL/LA	0-0	0.00	1	0	0	0	1	2	0	0	0	1	1
81	NL/Clev.	0-0	0.00	1	0	0	0	1	1	0	0	0	0	1
84	NL/SF	Did Not Play												
Totals		2-0	0.00	4	0	0	0	2	6.2	2	0	0	3	7

SUTTER (continued)

Year	Club	—Pitching—						—Batting—							
		GF	HR	IBB	HB	WP	BK	AB	R	H	2B	3B	HR	RBI	AVG.
1976	Chi (NL)	28	4	8	0	2	0	8	0	0	0	0	0	0	.000
1977	Chi (NL)	48	5	7	1	7	0	20	4	3	0	0	0	0	.150
1978	Chi (NL)	47	10	7	1	8	1	13	1	1	0	0	0	0	.077
1979	Chi (NL)	56	3	5	0	9	0	12	0	3	0	0	0	3	.250
1980	Chi (NL)	43	5	8	1	2	4	9	0	1	0	0	0	1	.111
1981	St L	36	5	8	1	0	1	9	0	0	0	0	0	1	.000
1982	St L	58	8	13	3	5	0	8	1	1	0	0	0	1	.125
1983	St L	46	8	14	1	2	2	7	0	0	0	0	0	0	.000
1984	St L	63	9	4	1	2	0	10	0	0	0	0	0	0	.000
1985	Atl	50	13	4	3	0	0	4	0	0	0	0	0	0	.000
1986	Atl	11	3	2	0	0	0	1	0	0	0	0	0	0	.000
Totals		708	73	80	12	37	8	101	6	9	0	0	0	6	.089

SUTTER—DETAILED PITCHING STATISTICS

	1987							CAREER						
	W-L-S	ERA	G	IP	H	ER	SO	W-L-S	ERA	G	IP	H	ER	SO
Season								67-67-286	2.75	623	995.2	830	304	821
Home								37-33-146	2.64	309	507.2	411	149	419
Road								30-34-140	2.86	314	488.0	419	155	402
vs. Atl								6-2-17	2.23	41	72.2	65	18	59
Cin								5-6-19	3.46	48	78.0	57	30	74
Hou								4-4-16	2.60	19	62.1	49	18	38
LA								6-7-21	3.48	50	75.0	52	29	79
SD								7-6-25	2.69	53	80.1	92	24	68
SF								5-6-22	2.57	48	80.2	58	23	69
NL West								33-31-120	2.85	283	449.0	373	142	387
vs. Chi								2-4-15	4.63	28	44.2	42	23	36
Mtl								9-9-29	3.35	71	113.0	105	42	84
NY								3-5-38	2.90	67	108.2	93	35	89
Pha								12-8-28	1.40	70	122.1	79	19	88
Pit								3-7-32	2.06	64	96.1	71	22	63
StL								5-3-24	3.02	40	62.2	67	21	74
NL East								34-36-166	2.66	340	547.2	457	162	434
Pre-ASG								40-32-153	2.55	336	540.0	423	153	433
Post-ASG								27-35-133	2.98	287	455.2	407	151	388
In Apl								8-4-42	1.66	80	122.0	80	23	92
May								13-15-49	2.92	118	188.0	155	66	146
June								16-9-46	2.60	106	186.0	147	52	149
July								14-8-47	2.50	96	156.1	126	42	137
August								5-10-58	2.39	111	176.2	154	47	158
Sept/Oct								11-21-44	4.07	120	166.2	168	74	139
Day								28-24-123	2.61	240	388.1	310	113	339
Night								39-43-163	2.83	383	607.1	520	191	482
Start														
Relief								67-67-286	2.75	623	995.2	830	304	821

SUTTER/M.L. FIELDING

Year	Pct	G	PO	A	E	TC	DP
1976	.938	52	6	9	1	16	1
1976	1.000	62	11	14	0	25	0
1978	1.000	64	12	9	0	21	0
1979	.889	62	9	15	3	27	0
1980	1.000	60	6	14	0	20	0
1981	1.000	48	7	8	0	15	0
1982	.938	60	11	19	2	32	1
1984	1.000	71	14	19	0	33	2
1985	1.000	58	5	13	0	18	0
1986	1.000	16	1	3	0	4	0
Totals	.970	623	88	138	7	233	9

SUTTER CAREER HIGHS

MOST K'S: 9, 6/1/77 vs St. L.; 6, twice last 7/8/78 vs Mtl. 5; six times, last 4/16/86 vs Cin.; 4, 29 times; last 9/14/83 vs N.Y.; LONGEST SCORELESS STREAK: 20.1 IP, 1977; LONGEST RELIEF APPEARANCE: 5.1 twice, last 1980.

Andres Thomas #14



POSITION: IF
BATS: R **THROWS:** R
HT: 6'1" **WT:** 185

OPENING DAY AGE: 24
BORN: November 10, 1963, at Santo Domingo, DR
RESIDES: Boca Chica, DR
M.L. SERVICE: 2 + 034
CONTRACT STATUS: Signed thru '89

ACQUIRED: Signed by the Atlanta Braves as a free agent (December 16, 1981) ... Signed by scout Pedro Gonzalez.

1987 SEASON: Injuries that resulted in two stays on the disabled list plagued Thomas' 3rd season with the Braves ... The shortstop's first stay on the DL was in late April w/a sprained right ankle (April 20) ... He was hitting .244 (10-41) w/1HR and 6 RBIs at the time ... Came off DL on May 13 and played in 71 of Braves' next 77 games before suffering a slightly torn ligament in his left knee ... Went on DL for second time on August 10 ... Did not see any action the remainder of the season.

PRO CAREER : 1986—Thomas started the '86 season w/Atlanta, despite playing in just 11 games at AAA ... Shared the shortstop job w/Rafael Ramirez, but started 29 straight games in late June and August ... Batted .306 in the first half; just .199 after the All-Star Game ... Hit first ML HR off Larry McWilliams May 28 at Pittsburgh ... Earned Topps' Major League Rookie All-Star Team honors (only the seventh Brave to win that honor) ... **1985**—Spent most of '85 at AA Greenville; was promoted to Richmond for 11 games; and then to Atlanta on September 3 ... Made ML Debut on September 3 at Pittsburgh as a pinch-runner (scored) ... Made first ML AB on September 11 at LA ... Collected his first ML hit off Goose Gossage on September 28 ... Had a career high 9 HRs and 59 RBIs at AA Greenville ... Was 2nd in Southern League w/525 total chances, fielded at a .941 clip ... Earned SL All-Star honors ... **1984**—Played entire season at Class A Durham and was voted top defensive shortstop in the Carolina League in a poll of managers ... **1983**—Was hitting .315 in his first 61 games at Anderson at time of promotion to Durham ... **1982**—Began pro career at Bradenton.

PERSONAL/MISC.: Full name ANDRES PEREZ THOMAS ... Married: Alesha ... One child: Brittany Andrea (2/25/86) ... Resides in Boca Chica, DR ... Graduated from Colegio Parrosqial San Rafael High School in Boca Chica, DR, in 1981 ... Played baseball and basketball, leading hoops team in scoring his senior season.

THOMAS' CAREER RECORD

YR	CLUB	AVG	G	AB	R	H	2B	3B	HR	RBI	BB	SO	SB
82	Bradenton	.259	44	143	18	37	2	1	1	14	7	20	8
83	Anderson	.315	61	251	33	79	8	4	1	20	14	44	10
	Durham	.248	70	290	17	72	14	0	2	41	10	48	3
84	Durham	.263	114	460	64	121	18	4	7	44	32	75	19
85	Greenville	.249	114	458	53	114	18	4	9	59	23	63	3
	Richmond	.179	11	28	3	5	0	0	1	6	6	6	0
	ATLANTA	.278	15	18	6	5	0	0	0	2	0	2	0
86	ATLANTA	.251	102	323	26	81	17	2	6	32	8	49	4
87	ATLANTA	.231	82	324	29	75	11	0	5	39	14	50	6
	Minor Totals	.263	414	1630	188	428	60	13	21	184	92	256	43
	A.L. Totals	—	—	—	—	—	—	—	—	—	—	—	—
	N.L. Totals	.242	199	665	61	161	28	2	11	73	22	101	10
	Atlanta Totals	.242	199	665	61	161	28	2	11	73	22	101	10
	M.L. Totals	.242	199	665	61	161	28	2	11	73	22	101	10

M.L.—GW-RBI: 1986-3; 1984-4; Total-7

THOMAS' CAREER TRANSACTIONS

- Signed as a free-agent by Atlanta Braves, December 16, 1981.
- On disabled list, April 20 to May 13, 1987.
- On disabled list, August 10 through remainder of the 1987 season.

THOMAS (continued)

THOMAS' N.L. HOME RUNS BY BALLPARK

at Atlanta	5	at Houston	0	at New York	0	at St. Louis	0
at Chicago	0	at Los Angeles	1	at Philadelphia	0	at San Diego	0
at Cincinnati	2	at Montreal	2	at Pittsburgh	1	at San Francisco	0

THOMAS—DETAILED HITTING STATISTICS

	1987						CAREER				
	AVG.	G	AB	H	HR	RBI	AVG.	AB	H	HR	RBI
Season	.231	82	324	75	5	39	.242	665	161	11	73
Home	.259	43	174	45	4	22	.234	312	73	5	33
Road	.200	39	150	30	1	17	.249	353	88	6	40
vs. Cin	.297	10	37	11	1	8	.309	81	25	4	16
Hou	.154	3	13	2	0	0	.179	56	10	0	2
LA	.146	10	41	6	2	4	.213	61	13	2	5
SD	.269	7	26	7	1	5	.250	72	18	1	9
SF	.273	6	22	6	0	4	.200	65	13	0	7
NL West	.230	36	139	32	4	21	.236	335	79	7	39
vs. Chi	.148	6	27	4	0	1	.163	43	7	0	3
Mtl	.067	4	15	1	0	1	.235	34	8	2	5
NY	.265	9	34	9	0	4	.231	65	15	0	6
Pha	.245	12	49	12	0	5	.326	95	31	0	12
Pit	.391	6	23	9	1	5	.351	37	13	2	6
StL	.216	9	37	8	0	2	.143	56	8	0	2
NL East	.232	46	185	43	1	18	.248	330	82	4	34
Pre-ASG	.250	60	236	59	4	29	.272	393	107	8	46
Post-ASG	.182	22	88	16	1	10	.199	272	54	3	27
In Apl	.244	11	41	10	1	6	.255	55	14	1	8
May	.200	17	70	14	0	6	.256	121	31	1	11
June	.273	21	77	21	3	10	.271	133	36	6	16
July	.215	26	107	23	0	11	.258	186	48	2	22
August	.241	7	29	7	1	6	.184	76	14	1	9
Sept/Oct	.000	0	0	0	0	0	.191	94	18	0	7
Day	.221	23	95	21	0	7	.230	204	47	0	18
Night	.236	59	229	54	5	32	.247	461	114	11	55
Grass	.248	62	246	61	5	32	.233	481	112	6	51
Turf	.179	20	78	14	0	7	.266	184	49	5	22
vs. RHP	.231	—	229	53	4	31	.248	371	92	6	43
LHP	.232	—	95	22	1	8	.237	291	69	5	30
Pinch Hitting	.000	—	1	0	0	0	.500	8	4	0	0

THOMAS/M.L. FIELDING

Year	Pct	G	PO	A	E	TC	DP
1985	.920	10	6	17	2	25	2
1986	.958	97	143	290	19	452	62
1987	.953	81	128	276	20	424	56
Totals	.954	188	277	583	41	901	120

THOMAS CAREER HIGHS

MOST HITS: 4, two times, last 6/19/87 vs Cin.; MOST RBI: 3, three times, last 6/19/87 vs Cin.; MOST HR: 1, five times, 1987; MOST SB: 1, six times; LONGEST BATTING STREAK: 6 games, 7/7-12/87

BRAVES BITS

DID YOU KNOW ... In the game Hank Aaron hit his 715th homer run to break Babe Ruth's record, he also scored his 2,063rd run to tie the National League record.

Gregg Tubbs #64

(Non-Roster Invitee)



POSITION: Outfielder
BATS: R **THROWS:** R
HT: 5'9" **WT:** 178

OPENING DAY AGE: 25
BORN: August 31, 1962, at Smithville, TN
RESIDES: Smithville, TN
M.L. SERVICE: 0 + 000
CONTRACT STATUS: Signed thru '88

ACQUIRED: Was the Braves' 22nd selection in the 1984 June Draft ... Signed by scout Ray Holton.

1987 SEASON: The 4-year pro spent the entire season at AA Greenville for the second straight time ... Enjoyed a torrid 33-G hitting streak over the final 33 games of the season—establishing a Southern League record ... Finished 3rd in the SL in runs scored w/97 (tops on club), and was the league leader with 96 walks ... Played in all but 3 games in 1986 (141 of 144) ... Was 2nd on the club with 145 hits ... **1986**—Led Southern League in games played (144) and topped all SL outfielders in fielding pct (.990) and games (141) ... Was 3rd in walks (107) and 4th in runs (95) ... Was tops on AA Greenville in triples and steals ... **1985**—Was hitting .356 at Sumter before being promoted to Durham on June 17 ... Combined to hit .317 w/97 runs scored and 59 stolen bases ... Hit grand slam HR vs Peninsula on August 25 ... Led both clubs in triples and tied for club lead in steals at Durham ... Enjoyed a 13-G hitting streak at Sumter ... **1984**—Began season w/Bradenton and hit .362 in 18 games (including 15BB) before being promoted to Anderson ... Hit .305 w/27BBs and 19 steals at Anderson.

PERSONAL/MISC.: Full name GREGORY ALAN TUBBS ... Single ... Resides in Smithville, TN ... Attended Austin Peay State University, leading team in BA ... Voted Most Improved Player in 1981, and named to Ohio Valley Conference squad from 1982-'84 ... Was a 1980 graduate of DeKalb County HS in Smithville, TN ... Won various baseball awards from 1978-1980, including All-America honors ... Led football team in scoring his senior season.

TUBBS'S CAREER RECORD

YR	CLUB	AVG	G	AB	R	H	2B	3B	HR	RBI	BB	SO	SB
84	Bradenton	.362	18	58	13	21	4	3	0	3	15	5	5
	Anderson	.305	50	174	25	53	5	2	2	11	27	29	19
85	Sumter	.356	61	239	53	85	11	7	6	36	33	36	30
	Durham	.282	70	266	44	75	15	6	8	32	36	52	29
86	Greenville	.269	144	536	95	144	21	7	5	56	107	74	31
87	Greenville	.269	141	540	97	145	19	7	3	40	86	87	24
Minor Totals		.288	484	1813	327	523	75	32	24	178	304	283	138

Ozzie Virgil #9



POSITION: C
BATS: R **THROWS:** R
HT: 6'1" **WT:** 205

OPENING DAY AGE: 31
BORN: December 7, 1956, at Mayaguez, PR
RESIDES: Glendale, AZ
M.L. SERVICE: 6 + 067
CONTRACT STATUS: Signed thru '88

ACQUIRED: Traded to the Atlanta Braves, along with Pete Smith, from the Philadelphia Phillies in exchange for Steve Bedrosian and Milt Thomson (December 10, 1985).

1987 SEASON: Being named to the National League All-Star Team highlighted Virgil's 1987 campaign ... It was his 2nd All-Star appearance, having been named in 1985 ... Clubbed a career-best 27 homers, eclipsing the 19 he hit in 1985 w/Philly ... his 27 HRs were tops among NL catchers; 2nd among all ML receivers to Detroit's Matt Nokes' 32 ... His 27 HRs were also 2nd best on the Braves and T#11 in the NL ... Collected 72 RBIs, 4 more than his previous best of 68 in 1984 ... The 72 RBIs were 3rd best among NL catchers (Carter-83; Diaz-82) and 3rd best on the Braves, 2 behind #2 Gerald Perry ... Enjoyed a HR-binge in mid-May, clubbing a total of 8 homers in 8 games (including 6 in 5 games) ... Finished strong, batting .305 (43-141) w/6HRs and 26 RBIs in his last 40 games ... Included in that strong finish was a .366 BA w/men in scoring position (15-41, 18 RBIs) ... That raised his BA w/men in scoring position 40 points, from .236 to .276 ... Of his 27 HRs, 19 were solo, 6 w/1 on, 2 w/2 on ... Tossed out 38 of 168 would-be base stealers.

PRO CAREER: 1986—Nagged by injuries (achilles tendon, bruised thigh), Virgil saw action in just 114 games ... Still managed to rank 3rd on the Braves in HRs (15) and RBIs (48) ... His HRs and RBIs were the most by a Braves catcher since Earl Williams had 27HR and 87 RBIs in 1972 ... Participated in a triple play on June 5 vs San Diego ... **1985—**Set personal career highs in HRs, triples and walks in '85 and earned NL All-Star honors for the first time ... Hit 2-run single to put the NL ahead, 4-1 ... Made fewest errors among NL receivers (4) and posted the top fielding mark (.994) ... His 19 HRs were 2nd to teammate Mike Schmidt ... **1984—**Became Phillies regular catcher in late April after injury to Bo Diaz ... Enjoyed best season to date w/his 18 HRs and 68 RBIs ... Made just 6 errors in 137 games, ranking 3rd among NL backstops. **1983—**Hit pinch-hit grand slam vs the SF Giants on September 2 ... Played in his first World Series ... Was 1-2 w/1 RBI, including a pinch-hit, RBI single ... **1982—**Spent first full season in Majors ... **1981—**Spent strike-shortened season at Oklahoma City ... **1980—**Made ML Debut on October 5 at Montreal, going 1-for-5 at the plate with a double ... Earned Eastern League All-Star honors ... **1979—**Spent whole season at AA Reading ... **1978—**Earned Carolina League MVP and All-Star honors for leading the loop in total bases w/234 ... Clubbed 29 HRs and drove in 98 runs while batting .303 for Peninsula ... **1977—**Hit .282 w/14 HRs at Spartanburg in his 2nd pro season ... **1976—**Began pro career at Auburn.

PERSONAL/MISC.: Full name OSVALDO JOSE VIRGIL, JR ... Married the former Leigh Ann Roach ... Two children; Jose (3/29/81) and Jake (9/10/82) ... Resides in Glendale, AZ ... Graduated from Moon Valley High School in Phoenix, AZ, in 1975 ... Lettered in baseball, basketball and football ... Father, Ozzie, Sr., is a former Major Leaguer and current coach at Seattle.

VIRGIL'S CAREER RECORD

YR	CLUB	AVG	G	AB	R	H	2B	3B	HR	RBI	BB	SO	SB
76	Auburn	.142	39	113	10	16	1	2	1	10	15	36	2
77	Spartanburg	.282	107	365	53	103	21	1	14	54	39	64	2
78	Peninsula	.303	126	409	79	124	21	1	29	98	89	91	3
79	Reading	.231	128	429	57	99	17	1	8	66	61	81	7
80	Reading	.270	135	456	92	123	15	2	28	104	100	81	3
	Philadelphia	.200	1	5	1	1	1	0	0	0	0	1	0
81	Okla. City	.229	83	275	41	63	11	2	11	44	41	59	1
	Philadelphia	.000	6	6	0	0	0	0	0	0	0	2	0
82	Philadelphia	.238	49	101	11	24	6	0	3	8	10	26	0
83	Philadelphia	.214	55	140	11	30	7	0	6	23	8	34	0
84	Philadelphia	.261	141	456	61	119	21	2	18	68	45	91	1
85	Philadelphia	.246	131	426	47	105	16	3	19	55	49	85	0
86	ATLANTA	.223	114	359	45	80	9	0	15	48	63	73	1
87	ATLANTA	.247	123	429	57	106	13	1	27	72	47	81	0
Minor Totals		.258	618	2047	332	528	86	9	91	376	345	412	18
A.L. Totals		—	—	—	—	—	—	—	—	—	—	—	—
N.L. Totals		.242	620	1922	233	465	73	6	88	274	222	393	2
Atlanta Totals		.236	237	788	102	186	22	1	42	120	110	154	1
M.L. Totals		.242	620	1922	233	465	73	6	88	274	222	393	2

GW-RBI: 1982 - 1; 1983 - 3; 1984 - 4; 1985 - 7; 1986-6; 1987-4; Total: 25

VIRGIL'S CAREER TRANSACTIONS

- Selected by Philadelphia in 6th round of free-agent draft, June 8, 1976; signed June 22, 1976 by Scott Reid.
- Traded to Atlanta Braves for pitcher Steve Bedrosian and outfielder Milt Thompson, December 10, 1985.

VIRGIL'S ALL STAR GAME RECORD

YR	CLUB/SITE	AVG	G	AB	R	H	2B	3B	HR	RBI	BB	SO	SB
85	NL/Minn	1.000	1	1	0	1	0	0	0	2	0	0	0
87	NL/Oak	.500	1	2	1	1	0	0	0	0	0	0	0

VIRGIL'S N.L. HOME RUNS BY BALLPARK

at Atlanta	21	at Houston	1	at New York	4	at St. Louis	4
at Chicago	5	at Los Angeles	2	at Philadelphia	23	at San Diego	7
at Cincinnati	4	at Montreal	4	at Pittsburgh	8	at San Francisco	5

BRAVES BITS

DID YOU KNOW ... The Braves once had the highest paid pitcher in baseball, when Warren Spahn signed his 1964 contract for \$85,000.

VIRGIL—DETAILED HITTING STATISTICS

	1987						CAREER				
	AVG.	G	AB	H	HR	RBI	AVG.	AB	H	HR	RBI
Season	.247	123	429	106	27	72	.242	1922	465	88	274
Home	.258	62	213	55	15	44	.261	950	248	41	146
Road	.236	61	216	51	12	28	.223	972	217	47	128
vs. Cin	.265	14	49	13	5	10	.314	175	55	16	38
Hou	.279	11	43	12	1	5	.264	144	38	6	19
LA	.286	14	49	14	2	6	.259	162	42	5	22
SD	.234	13	47	11	1	8	.246	179	44	8	25
SF	.286	15	49	14	2	10	.236	157	37	8	25
NL West	.270	67	237	64	11	39	.260	894	232	44	139
vs. Chi	.176	8	34	6	1	6	.250	224	56	7	31
Mtl	.219	10	32	7	2	7	.198	182	36	5	17
NY	.125	8	24	3	2	2	.186	194	36	6	25
Pha	.172	9	29	5	4	4	.190	63	12	5	7
Pit	.344	9	32	11	4	10	.286	168	48	12	29
StL	.244	12	41	10	3	4	.237	190	45	9	26
NL East	.219	56	192	42	16	33	.228	1021	233	44	1353
Pre-ASG	.232	71	246	57	20	43	.245	793	194	46	119
Post-ASG	.268	52	183	49	7	29	.240	1129	271	42	155
In Apl	.231	15	52	12	3	6	.253	178	45	9	28
May	.250	24	84	21	13	19	.250	360	90	28	56
June	.247	23	81	20	4	16	.263	377	99	19	61
July	.166	18	60	10	1	3	.215	307	66	6	32
August	.316	20	76	24	3	15	.254	331	84	15	52
Sept/Oct	.250	23	76	19	3	13	.220	369	81	11	45
Day	.254	32	118	30	7	19	.251	585	147	30	91
Night	.244	91	311	76	20	53	.238	1337	318	58	183
Grass	.252	89	310	78	17	55	.228	880	201	44	135
Turf	.235	34	119	28	10	17	.253	1042	264	44	139
vs. RHP	.263	—	320	84	20	55	.244	1416	345	68	206
LHP	.202	—	109	22	7	17	.237	506	120	20	68
Pinch Hitting	.000	—	3	0	0	0	.232	43	10	2	9

VIRGIL/M.L. FIELDING								
Year	Pct	G	PO	A	E	TC	DP	PB
1980	1.000	1	4	0	0	4	0	0
1981	1.000	1	2	0	0	2	0	0
1982	.964	35	173	14	7	194	3	1
1983	.966	51	228	24	9	261	2	3
1984	.992	137	722	58	6	786	6	6
1985	.994	120	667	52	4	723	11	12
1986	.984	111	682	93	13	788	9	8
1987	.989	122	654	74	8	736	12	8
Totals	.987	578	3132	315	473	494	43	38

VIRGIL CAREER HIGHS	
MOST HITS:	4, two times, last 5/17/85; MOST RBI: 5, 5/5/84 vs Cin.; MOST HR: 2, seven times, last 9/29/87 vs Cin.; MOST SB: 1, two times; LONGEST BATTING STREAK: 10 games, 1987

REIGN DATES FOR BASEBALL'S SIX COMMISSIONERS

Commissioner	Years in Office	Age at Start	Birthplace
Kenesaw Landis	1921-1945 (24)	54	Milville, O., Nov. 20, 1866
Albert Chandler	1945-1951 (6)	47	Corydon, Ky., July 14, 1898
Ford Frick	1951-1965 (14)	57	Wawaka, Ind., Dec. 19, 1894
William Eckert	1965-1968 (3)	56	Freeport, Ill., Jan. 20, 1909
Bowie Kuhn	1969-1984 (15)	42	Takoma Park, Md., Oct. 28, 1926
Peter Ueberroth	1984-	46	Evanston, Ill., Sept. 2, 1937

Jeff Wetherby #65



POSITION: OF
BATS: L **THROWS:** L
HT: 6'2" **WT:** 195

OPENING DAY AGE: 24
BORN: October 18, 1963, at Granada Hills, CA
RESIDES: Atlanta, GA
M.L. SERVICE: 0 + 000
CONTRACT STATUS: Signed thru '88

ACQUIRED: Was Braves' 20th selection in the 1985 June Draft ... Signed by scout Bob Wadsworth.

1987 SEASON: Made the most of his first taste of AA action, leading the Greenville Braves in batting (.303), hits (148), and doubles (31) ... Was 2nd in RBIs (78), T#2 w/4 triples and 3rd in HRs (12) ... His .303 BA was ranked 6th in the Southern League ... On that effort, Wetherby earned the first annual Henry Aaron Award (awarded to the Braves' top minor league offensive player).

PRO CAREER: 1986—Combined to hit .298 with 108 runs scored and 91 RBIs for Durham and Sumter ... **1985**—Began pro career at Bradenton, hitting .364 in his first 26 games ... Was promoted to Durham.

PERSONAL/MISC.: Full name JEFFREY BARRETT WETHERBY ... Married the former Dianne Lynne Peters (1/24/87) ... Resides in Atlanta, GA ... Attended the University of Southern California ... Attended the College of the Canyons, where his .592 BA earned him California Community College State Player of the Year, 1984 ... Was a 1981 graduate of Kennedy HS in Granada Hills, CA ... Played baseball and was named LA City MVP his senior season.

WETHERBY'S CAREER RECORD

YR	CLUB	AVG	G	AB	R	H	2B	3B	HR	RBI	BB	SO	SB
85	Bradenton	.364	26	88	19	32	7	0	3	18	20	12	2
	Durham	.136	6	22	1	3	0	0	0	0	2	8	0
86	Durham	.299	72	261	62	78	17	1	9	57	48	49	6
	Sumter	.297	62	212	46	63	13	3	4	34	70	46	12
87	Greenville	.303	140	488	67	148	31	4	12	78	63	87	7
Minor Totals		.303	306	1071	195	324	68	8	28	187	203	202	27

WETHERBY'S CAREER TRANSACTIONS

—Braves' 20th selection in the 1985 June free-agent draft.

BRAVES BITS

DID YOU KNOW ... that Braves history extends back to January 10, 1835, when the first manager of the Braves, Harry Wright, was born.

Ed Whited #83

(Non-Roster Invitee)



POSITION: IF
BATS: R **THROWS:** R
HT: 6'3" **WT:** 195

OPENING DAY AGE: 24
BORN: February 9, 1964, at Bristol, PA
RESIDES: Cranbury, NJ
M.L. SERVICE: 0 + 000
CONTRACT STATUS: Signed thru '88

ACQUIRED: Traded to the Atlanta Braves, along with Mike Stoker, by the Houston Astros in exchange for Rafael Ramirez (December 8, 1987).

1987 SEASON: The two-year pro fashioned an outstanding season at Class A Asheville of the South Atlantic League ... Earned MVP and All-Star honors by leading the SAL in batting (.327), RBIs (126), doubles (37), GW-RBIs (18), Slugging Pct (.598) and On-Base pct. (.407) and ranking 2nd in HRs (28) ... Rated as the 2nd best prospect in the SAL by a poll of managers.

PRO CAREER: 1986—Began pro career at Auburn, batting .292 w/5HRs and 36 RBIs in 61 games ... His two-year totals include a .315 BA, 131 runs scored, 52 doubles, 33 HRs and 162 RBIs (189Gs) ... Was originally the Astros' #18 pick in the 1986 June Draft.

PERSONAL/MISC.: Full name EDWARD MORRIS WHITED ... Single ... Resides in Cranbury, NJ ... Graduated from Rider College where he set nine career records, including 208 hits, 33 HRs, 151 RBIs and 141 runs ... Was graduated from Cranbury's Hightstown High School in 1982.

WHITED'S CAREER RECORD

YR	CLUB	AVG	G	AB	R	H	2B	3B	HR	RBI	BB	SO	SB
86	Auburn	.292	61	219	34	64	15	1	5	36	19	49	12
87	Asheville	.323	128	440	97	142	37	0	28	126	59	58	12
Minor Totals		.313	189	659	131	206	52	1	33	162	78	107	24


WHITED'S CAREER TRANSACTIONS

- Selected by the Astros in the 1986 June free-agent draft.
- Traded to the Braves along with pitcher Mike Stoker in exchange for Rafael Ramirez on December 8, 1987.

BRAVES BITS

DID YOU KNOW ... Rico Carty caught 17 games for the Milwaukee Braves in 1965.

ATLANTA BRAVES PLAYER DEVELOPMENT SYSTEM





PLAYER DEVELOPMENT

Henry Aaron Vice President Director of Player Development
 Bobby Dews Assistant Director of Player Development
 Susan Bailey Minor League Administrator

SCOUTING DEPARTMENT

Paul Snyder Assistant Vice-President and Director of Scouting
 Rod Gilbreath Assistant Scouting Director
 Bobbie Cranford Secretary

SCOUTS

Monte Aldrich — Louisville, IL
 Mike Arbuckle — Trenton, MO
 Cloyd Boyer — Jasper, MO
 Smoky Burgess — Forest City, NC
 Stu Cann — Bradley, IL
 Joe Caputo — Royersford, PA
 Kenny L. Compton — Cypress, CA
 Harold Cronin — Cincinnati, OH
 Tony DeMacio — Stuarts Draft, VA
 Dutch Dorman — York, PA
 Lou Fitzgerald — Cleveland, TN
 Darren Fleming — Ontario, CA
 Ralph Garr — Missouri City, TX
 Pedro Gonzalez — San Pedro de Macoris,
 DR
 Larry Grefer — Park Hills, KY
 John Groth - Palm Beach, FL
 John Hageman — Staten Island, NY
 Gene Hassell — Johnson City, TN
 Herb Hippauf — Sunnyvale, CA
 Ray Holton — Jeffersontown, KY
 Dean Jongewaard — Fountain Valley, CA
 Jim Johnson — Riverside, CA
 Charlie Kafoury — Warren, MI
 Robin Lynch — Wheatridge, CO
 Dickey Martin — Birmingham, AL

Bob Mavis — Little Rock, AR
 Red Murff — Brenham, TX
 Arthur Neal — College Park, GA
 Humberto Oropeza — Basquisimeto,
 Ven.
 Ernie Pedersen — Tinley Park, IL
 Jack Pierce — Guanajuato, Mex.
 Rance Pless — Greenville, TN
 Rich Pohle — Earlwood NSW, Aus.
 Jorge Posada — Rio Piedras, PR
 Harry Postove — Norfolk, VA
 Jim Procopio — Parkersburg, WV
 Paul Ricciarini — Pittsfield, MA
 Jose Salado — San Pedro de Macoris,
 Jose Salado — DR
 Bill Serena — Hayward, CA
 Fred Shaffer — New Castle, PA
 Charlie Smith — Austin, TX
 Ted Sparks — Atlanta, GA
 Tony Stiel — Pontiac, MI
 Bob Turzilli — Kinnelon, NJ
 Wes Westrum — Mesa, AZ
 Bill Wight — Carmichael, CA
 Don Williams — Paragould, AR
 Bobby Wine — Norristown, PA
 Red Wooten — Kennesaw, GA



MINOR LEAGUE DIRECTORY

CLUB	LEAGUE/CLASS/STADIUM/ GENERAL MANAGER
<p>Richmond Braves</p> <p>P.O. Box 6667 Richmond, VA 23230 (804) 359-4444</p>	<p>International (AAA) The Diamond Bruce Baldwin</p>
<p>Greenville Braves</p> <p>P.O. Box 16683 Greenville, SC 29606 (803) 299-3456</p>	<p>Southern (AA) Municipal Stadium Steve DeSalvo</p>
<p>Durham Bulls</p> <p>P.O. Box 507 Durham, NC 27702 (919) 688-8211</p>	<p>Carolina (A) Durham Athletic Park Rob Dlugozima</p>
<p>Burlington Braves</p> <p>P.O. Box 824 Burlington, IA 52601 (319) 754-7505</p>	<p>Midwest (A) Community Field Paul Marshall</p>
<p>Sumter Braves</p> <p>P.O. Box 2878 Sumter, SC 29151 (803) 733-9932</p>	<p>South Atlantic (A) Riley Park Ed Holtz</p>
<p>Pulaski Braves</p> <p>P.O. Box 814 Pulaski, VA 24301 (703) 980-4029</p>	<p>Appalachian (Rookie) Calfee Park Don Bowman</p>
<p>Bradenton Braves</p> <p>Pirate City P.O. Box 1359 Bradenton, FL 33506 (813) 747-3031</p>	<p>Gulf Coast (Rookie) Pirate City Pedro Gonzalez</p>
<p>Idaho Falls Braves</p> <p>800 West Elva Idaho Falls, Idaho 83402 (208) 522-8363</p>	<p>Pioneer (Rookie) McDermott Field Rai Henninger</p>



MINOR LEAGUE INFORMATION

MINOR LEAGUE MANAGERS

Richmond	International	AAA	Jim Beauchamp
Greenville	Southern	AA	Russ Nixon
Durham	Carolina	A	Buddy Bailey
Burlington	Midwest	A	Grady Little
Sumter	South Atlantic	A	Ned Yost
Bradenton	Gulf Coast	Rookie	Pedro Gonzalez
Pulaski	Appalachian	Rookie	Cloyd Boyer
Idaho Falls	Pioneer	Rookie	Jim Procopio

MINOR LEAGUE COACHES

Richmond	Leo Mazzone
Greenville	Bill Slack, Rick Albert
Durham	Clarence Jones
Burlington	Jack Aker
Sumter	Larry Jaster
Bradenton	Julio Navarro, Luke Appling
Pulaski	Fred Koenig, Smoky Burgess
Idaho Falls	Herb Hippauf

FIELD INSTRUCTORS

Rick Albert	Clarence Jones
Luke Appling	Grady Little
Doc Ester	Roy Majtyka
Dale Holman	Eddie Mathews
Sonny Jackson	

TRAINERS

Richmond	Sam Ayoub	Sumter	Willy Johnson
Greenville	Jim Lovell	Pulaski	Brian Bennett
Durham	Kevin Harmon	Bradenton	Willy Johnson
Burlington	Robert Greaves	Idaho Falls	Matt Williams

BRAVES #1 DRAFT CHOICES

REGULAR PHASE

1966—Al Santorini, P
1967—Andy Finlay, OF
1968—Curtis Moore, C
1969—Gene Holbert, C
1970—Ron Broaddus, P
1971—Taylor Duncan, INF
1972—Preston Hanna, P
1973—Pat Rockett, SS
1974—Dale Murphy, C
1975—Don Young, C
1976—Ken Smith, 1B
1977—Tim Cole, P
1978—Bob Horner, 3B
1979—Brad Komminsk, OF
1980—Ken Dayley, P
1981—Jay Roberts, OF
1982—Duane Ward, P
1983—Marty Clark, P
(No M.L. Draft, 1st in AA Round)
1984—Andrew Denson, 1B/OF
1985—Tommy Greene, P
1986—Kent Mercker, P
1987—Derek Lilliquist, P

SECONDARY PHASE

Oscar Brown, OF
Garry Hill, P
Larry Pyle, P
Gary Robson, P
William Hodge, C
Mike Beard, P
Michael Bahnick, P
Larry McWilliams, P
Scott McGlammory, P
David Stevens, OF
Gerald Price, INF
Mark Martin, C
James Watkins, C
NO PLAYER SELECTED
Jeff Dedmon, P
John Wallace, OF
John Bryant, OF
Kevin Williamson, P
Jeff Blauser, SS
Dodd Johnson, INF
Kevin Brown, P
NO SECONDARY PHASE

1987 MINOR LEAGUE STATISTICS



RICHMOND BRAVES

W-L Record: 56-83

* — Left-handed

£ — Switch-hitter

BATTING

PLAYER	AVG	G	AB	R	H	2B	3B	HR	RBI	SB	E
Blauser, Jeff	.177	33	113	11	20	1	0	1	12	3	9
Brown, Mike	.217	25	83	6	18	2	0	0	7	0	2
*Childress, Chip	.246	48	179	29	44	8	3	3	20	0	7
Cliburn, Stan	.148	19	54	6	8	1	0	0	1	0	3
D'Alessandro, Sal	.228	29	79	5	18	6	0	0	12	0	1
*Davis, Trench	.256	114	441	51	113	14	4	3	29	44	9
Fischlin, Mike	.203	103	306	32	62	9	1	0	20	5	11
Griffin, Dave	.248	128	463	50	115	21	1	15	57	0	6
Guerrero, Inocencio	.256	79	250	33	64	15	1	8	38	0	0
Hatcher, Jon	.229	61	179	10	41	10	1	1	19	5	3
Heath, Kelly	.244	114	352	49	86	21	1	8	30	15	15
*Holman, Dale	.236	67	165	17	39	9	1	2	21	3	3
*Mizerock, John	.279	89	276	21	77	20	0	2	30	3	13
Motley, Darryl	.254	113	422	54	107	25	1	13	58	6	2
Newsom, Gary	.171	10	35	2	6	0	0	1	3	1	4
*Pardo, Al	.213	16	47	8	10	3	0	2	5	0	0
Rabb, John	.226	121	403	57	91	15	3	20	50	11	12
Rios, Carlos	.274	52	190	21	52	10	3	0	17	2	5
Runge, Paul	.277	70	235	34	65	11	3	3	21	12	7
Strucher, Mark	.230	27	87	9	20	3	0	2	7	1	4
*Tumpane, Bob	.175	33	57	5	10	3	0	2	9	0	2
Yost, Ned	.304	9	23	2	7	1	0	1	1	1	4

PITCHING

PITCHER	W-L	ERA	G	GS	CG	SHO	SV	IP	H	R	ER	HR	BB	IB	SO
Boever, Joe	1-0	1.00	6	0	0	0	1	9.0	8	1	1	0	4	1	8
*Cary, Chuck	4-6	4.68	40	9	1	0	3	105.2	104	64	55	12	43	0	127
Chiffer, Floyd	3-5	4.66	43	0	0	0	4	56.0	65	34	29	6	19	2	34
Clary, Marty	11-10	3.74	26	26	5	0	0	178.0	180	86	74	13	75	2	91
Eichelberger, Juan	7-5	3.38	40	9	2	1	5	127.2	105	53	48	6	38	3	86
*Glavine, Tom	6-12	3.25	22	22	4	1	0	150.1	142	70	56	15	56	3	90
*Hensley, Chuck	2-6	4.98	45	4	0	0	4	86.2	94	49	48	10	48	4	74
O'Neal, Randy	0-1	3.60	1	1	0	0	0	5.0	4	3	2	1	1	0	5
*Olwine, Ed	4-0	1.91	22	0	0	0	8	33.0	34	8	7	1	7	1	19
*Schuler, Dave	0-2	4.33	13	0	0	0	0	27.0	32	16	13	4	6	1	15
Smoltz, John	0-1	6.19	3	3	0	0	0	16.0	17	11	11	2	11	0	5
Speck, Cliff	1-9	6.30	20	13	1	0	0	80.0	88	66	56	12	39	2	70
*Stringfellow, Bean	1-3	5.79	8	6	0	0	0	32.2	44	25	21	3	14	0	14
West, Matt	3-4	5.78	18	12	0	0	0	67.0	79	50	43	3	47	1	21
Ziem, Steve	4-4	6.02	23	8	0	0	1	55.1	77	43	37	6	24	0	30



BRAVES' 1987 MINOR LEAGUE STATISTICS

GREENVILLE BRAVES

W-L Record: 70-74

* — Left-handed
£ — Switch-hitter

BATTING

PLAYER	AVG	G	AB	R	H	2B	3B	HR	RBI	SB	E
Alva, John	.246	19	65	8	16	2	0	1	7	0	2
Blauser, Jeff	.249	72	265	35	66	13	3	4	32	5	8
*Childress, Chip	.215	90	335	43	72	16	0	6	36	10	14
D'Alessandro, Sal	.318	6	22	0	7	1	0	0	2	0	0
Denson, Drew	.219	128	447	54	98	23	1	14	55	1	10
*Dewey, Todd	.238	99	320	34	76	13	2	5	35	2	11
Gant, Ronnie	.247	140	527	78	130	27	3	14	82	24	22
Guerrero, Inocencio	.287	53	171	25	49	9	0	3	31	0	0
Hatcher, Jon	.323	28	99	13	32	6	0	2	9	1	1
Ingle, Randy	.207	47	121	10	25	3	0	0	9	0	8
*Justice, Dave	.227	93	348	38	79	12	4	6	40	3	8
Kinnard, Ken	.262	37	141	14	37	6	0	3	18	5	4
*Lemke, Mark	.231	6	26	0	6	0	0	0	4	0	1
Nipper, Mike	.203	38	123	18	25	8	0	3	11	0	8
Rios, Carlos	.291	41	158	20	46	6	1	0	10	0	5
*Roby, Ellis	.000	4	1	0	0	0	0	0	0	0	0
Smith, Alex	.138	9	29	1	4	0	0	0	0	0	2
Strucher, Mark	.227	51	172	19	39	13	2	5	18	1	6
Tubbs, Greg	.269	141	540	97	145	19	7	3	40	24	6
*Tumpane, Bob	.219	57	192	26	42	2	1	9	24	1	0
*Wetherby, Jeff	.303	140	488	67	148	31	4	12	78	7	6
Yost, Ned	.165	40	115	6	19	1	0	1	8	0	4

PITCHING

PITCHER	W-L	ERA	G	GS	CG	SHO	SV	IP	H	R	ER	HR	IB	BB	SO
Akins, Sid	3-1	0.87	16	0	0	0	4	41.1	30	4	4	1	9	2	31
Alvarez, Jose	1-0	0.84	9	0	0	0	5	21.1	14	2	2	0	8	2	20
Blankenship, Kevin	4-7	4.13	40	6	0	0	1	102.1	96	51	47	5	53	2	78
Coffman, Kevin	11-11	4.51	30	30	1	0	0	181.2	162	103	91	10	130	3	153
Delrosario, Maximo	0-3	3.42	19	0	0	0	1	26.1	33	19	10	1	17	5	15
Eave, Gary	2-5	2.82	25	1	0	0	7	54.1	39	19	17	9	23	4	52
*Farmer, Bryan	1-3	3.43	39	0	0	0	1	60.1	57	23	23	3	19	3	32
*Gilliam, Keith	1-0	4.05	5	0	0	0	0	6.2	3	3	3	0	10	0	4
Greene, Tommy	11-8	3.29	23	23	4	2	0	142.1	103	60	52	13	66	1	101
*Heise, Larry	2-2	4.88	33	1	0	0	5	51.2	52	33	28	7	26	3	40
*Kilner, John	7-8	4.58	26	24	0	0	0	127.2	136	74	65	12	72	2	63
Matthews, Eddie	3-7	3.31	37	1	0	0	11	65.1	62	27	24	3	30	6	45
*McWilliams, Larry	1-2	5.45	7	7	0	0	0	33.0	33	24	20	3	26	1	27
Palmer, Dave	1-0	0.00	1	1	0	0	0	5.0	3	0	0	0	3	0	6
Scott, Mike	3-5	6.98	15	11	1	1	0	59.1	59	51	46	4	50	1	41
Smith, Pete	9-9	3.35	29	25	5	1	1	177.1	162	76	66	10	67	0	119
*Stringfellow, Bean	10-3	3.46	20	14	3	1	2	104.0	90	46	40	10	32	1	60



1987 MINOR LEAGUE STATISTICS



DURHAM BULLS

W-L Record: 65-75

* — Left-handed

£ — Switch-hitter

BATTING

PLAYER	AVG	G	AB	R	H	2B	3B	HR	RBI	SB	E
Albertson, John	.000	1	1	0	0	0	0	0	0	0	0
Alva, John	.255	111	388	45	99	14	3	1	49	17	23
Bohlke, Scott	.194	43	134	7	26	3	0	0	13	0	3
Criswell, Tim	.245	89	278	34	68	12	1	2	27	2	7
Cuevas, Johnny	.057	24	70	1	4	2	0	0	4	1	2
Fredymond, Juan	.115	28	52	3	6	0	0	0	0	1	6
Hood, Dennis	.269	120	438	73	118	19	4	13	62	32	9
Johnson, Dodd	.282	135	479	62	135	24	5	8	65	10	9
*Jones, Barry	.283	117	424	72	120	23	4	15	52	23	5
*Lemke, Mark	.292	127	489	76	143	28	3	20	68	10	11
Maloney, Rich	.247	20	73	7	18	4	1	0	6	0	4
Morris, Rick	.294	100	340	63	100	14	0	10	57	8	23
Newsom, Gary	.221	93	303	39	67	12	1	0	16	18	8
Nipper, Mike	.261	7	23	3	6	0	0	2	5	0	0
Pfaff, Bob	.248	93	355	39	88	25	1	7	60	0	14
*Roby, Ellis	.163	44	86	4	14	1	1	0	3	1	3
Smith, Alex	.323	115	461	82	149	27	1	10	68	10	7
Weiss, Jeff	.238	60	260	25	38	7	1	0	17	5	3

PITCHING

PITCHER	W-L	ERA	G	GS	CG	SHO	SV	IP	H	R	ER	HR	BB	IB	SO
Akins, Sid	3-5	3.61	30	2	0	0	2	67.1	75	32	27	8	14	2	63
Aviles, Brian	3-8	4.22	16	15	0	0	0	81.0	78	43	38	10	26	1	48
*Brown, Kevin	4-4	5.20	13	12	1	0	0	72.2	78	46	42	6	42	0	48
Delrosario, Maximo	2-5	1.40	41	0	0	0	16	64.1	42	15	10	0	17	1	25
Eave, Gary	5-4	4.84	16	14	2	0	0	87.1	90	51	47	13	35	1	82
Greene, Jeff	9-7	3.81	55	2	0	0	6	104.0	112	57	44	7	45	7	76
Jimenez, Cesar	3-4	3.82	30	2	0	0	6	68.1	57	36	29	8	28	1	53
Jones, O.J.	1-2	4.78	27	0	0	0	0	49.0	53	33	26	8	25	0	31
*Lilliquist, Derek	2-1	2.88	3	3	2	0	0	25.0	13	9	8	1	6	0	29
Mathews, Eddie	4-1	1.94	10	6	0	0	1	51.0	42	11	11	4	10	0	29
*Mercker, Kent	0-1	5.40	3	3	0	0	0	11.2	11	8	7	1	6	0	14
Miller, Dave	15-9	3.59	30	27	8	0	0	205.1	188	92	82	19	53	1	155
O'Quinn, Steve	0-1	32.40	1	1	0	0	0	1.2	4	6	6	0	4	0	0
Richards, Rusty	6-10	4.54	22	20	1	0	0	125.0	138	73	63	14	50	1	62
Salisbury, Jim	2-2	4.17	12	9	1	0	0	45.1	48	22	21	6	18	0	20
Scott, Mike	1-1	4.91	7	7	0	0	0	33.0	28	23	18	0	29	0	12
Siebert, Rick	4-4	4.07	11	10	1	1	0	55.1	61	30	25	4	39	0	49
*Stewart, John	0-2	6.69	35	2	0	0	0	40.1	60	33	30	5	29	1	31
*Williams, Walt	1-4	4.11	6	5	0	0	0	35.0	31	20	16	3	30	0	23





BRAVES' 1987 MINOR LEAGUE STATISTICS

BRAVES' 1987 MINOR LEAGUE STATISTICS

SUMTER BRAVES

W-L Record: 75-62

* — Left-handed

£ — Switch-hitter

BATTING

PLAYER	AVG	G	AB	R	H	2B	3B	HR	RBI	SB	E
*Bell, Mike	.243	133	444	54	108	17	3	5	51	11	16
*Butts, David	.261	100	295	45	77	14	3	5	34	5	17
*Clowinger, Greg	.294	11	34	2	10	1	1	0	4	0	2
Davis, Mark	.288	22	52	8	15	6	0	0	8	0	3
Deak, Brian	.202	92	252	50	51	6	0	15	49	7	11
Frost, Jerald	.250	70	176	19	44	1	0	0	15	11	23
Johnson, Jay	.179	84	207	24	37	6	3	2	30	7	10
Jones-Pointer, Carl	.225	110	351	60	79	19	0	6	39	35	3
Maloney, Rich	.270	110	397	63	107	7	4	0	26	25	13
*Martin, Al	.253	117	375	59	95	18	5	12	64	26	9
Mendoza, Jesus	.154	7	13	0	2	1	0	0	1	0	1
*Minton, Jesse	.145	34	76	4	11	1	0	0	3	0	5
Pennington, Ken	.247	103	372	50	92	13	0	8	48	12	39
Plumb, Dave	.318	86	292	47	93	26	1	5	43	3	9
Redington, Tom	.321	18	56	9	18	2	0	0	5	1	3
Rogers, Danny	.179	73	156	16	28	8	1	1	17	4	3
*Ross, Sean	.245	118	462	51	113	12	2	4	43	41	7
*Sabino, Miguel	.252	112	318	29	80	9	2	2	31	27	5

PITCHING

PITCHER	W-L	ERA	G	GS	CG	SHO	SV	IP	H	R	ER	HR	IB	BB	SO
*Brown, Kevin	6-1	1.93	9	9	0	0	0	56.0	53	14	12	2	19	0	45
Clark, Mark	4-4	4.56	10	10	0	0	0	51.1	49	29	26	5	21	1	46
Czajkowski, Jim	4-6	2.23	50	0	0	0	20	68.2	63	26	17	2	17	3	59
Lemasters, Jim	5-9	3.62	28	17	2	1	0	109.1	91	60	44	8	50	0	105
Longuil, Rich	9-9	2.89	27	23	6	0	2	152.2	148	66	49	8	45	0	100
Marak, Paul	12-5	3.13	50	6	0	0	2	118.0	101	50	41	6	44	0	98
Murphy, Brian	0-1	2.35	7	0	0	0	1	7.2	3	3	2	0	6	0	9
Nezelik, Andy	6-3	1.80	12	12	5	0	0	85.0	56	24	17	5	12	1	67
Nowlin, Jim	6-5	4.54	41	9	1	1	4	113.0	112	64	57	13	39	1	89
O'Quinn, Steve	4-5	2.77	25	9	2	1	1	74.2	67	30	23	6	20	2	49
O'Quinn, Steve	3-4	3.04	22	7	1	0	1	56.1	58	26	19	5	17	1	42
*Poley, Dale	3-1	2.88	7	6	1	1	0	40.2	37	16	13	2	9	0	32
Richards, Rusty	3-3	3.19	10	8	1	1	0	48.0	45	28	17	5	16	1	39
Sloan, Terry	0-2	5.19	16	3	0	0	1	34.2	30	22	20	3	18	0	26
Turner, Matt	2-3	4.71	39	9	0	0	0	93.2	91	61	49	8	48	2	102
*Wagner, Gerald	4-2	3.16	26	0	0	0	1	31.1	25	14	11	0	18	0	24
*Williams, Walt	8-4	3.91	24	18	0	0	1	112.2	105	58	49	11	64	1	88



1987 MINOR LEAGUE STATISTICS



PULASKI BRAVES

W-L Record: 39-31

* — Left-handed
£ — Switch-hitter

BATTING

PLAYER	AVG	G	AB	R	H	2B	3B	HR	RBI	BB	SO	SB
Albertson, John	.191	34	68	10	13	1	0	1	11	13	33	1
Baldwin, Tony	.301	54	183	36	55	11	0	7	20	29	53	23
Berg, Rick	.292	41	106	15	31	4	0	2	14	15	19	1
#Casarotti, Rich	.304	66	260	39	79	14	2	4	24	22	50	12
Champion, Brian	.284	67	261	38	74	14	0	9	43	23	62	3
*Cloninger, Greg	.292	54	216	39	63	10	1	7	42	20	24	5
*Flynn, Errol	.238	49	130	18	31	7	0	2	14	17	32	12
Fowler, Mike	.274	59	175	37	48	13	2	6	30	22	40	6
Harper, Greg	.221	45	122	14	27	3	0	3	19	10	49	2
Hunter, Brian	.231	65	251	38	58	10	2	8	30	18	47	3
*Long, Lee	.241	39	79	17	19	3	1	3	10	6	21	2
*Minton, Jesse	.264	52	174	25	46	10	0	4	16	13	34	9
Reis, Paul	.194	12	36	8	7	1	0	0	2	3	9	4
*Todd, Theron	.273	70	253	42	69	12	0	10	45	24	51	8

PITCHING

PITCHER	W-L	ERA	G	GS	CG	SV	IP	H	R	ER	BB	SO
Cummings, Brian	6-3	3.16	14	14	1	0	85	96	46	30	36	60
Gourlay, Craig	1-2	18.32	13	2	0	0	19	15	45	38	54	22
Hartfield, Randy	0-0	2.70	5	1	0	0	10	7	4	3	7	7
*Knight, Larry	1-0	4.80	18	0	0	1	30	31	19	16	28	25
Murphy, Brian	2-3	6.91	11	4	0	3	27	25	22	21	24	25
*Polley, Dale	0-2	1.75	13	1	0	5	26	18	7	5	9	37
Reeser, Seth	2-2	4.75	21	0	0	2	47	42	28	25	26	39
Reilly, John	2-2	3.29	7	0	0	1	14	14	6	5	7	17
Scarborough, Stan	0-0	1.59	4	0	0	1	6	7	3	1	2	2
*Smith, Chad	3-6	6.82	12	12	0	0	61	69	53	46	42	38
*Stanton, Mike	4-8	3.24	15	13	3	0	83	64	37	30	42	82
*Stockham, Doug	6-0	1.68	15	7	2	0	64	46	13	12	14	80
Tilmon, Pat	8-1	1.56	15	10	1	0	81	55	20	14	22	101
*Tomberlin, Andy	4-2	4.43	12	6	0	0	45	35	23	22	29	51

BRAVES BITS

DID YOU KNOW ... In the same game when Phil Niekro pitched the only no-hitter by an Atlanta Brave, catcher Paul Casanova hit the only inside-the-park homer by a Brave in Atlanta-Fulton County Stadium.



BRAVES' 1987 MINOR LEAGUE STATISTICS

BRADENTON BRAVES

W-L Record: 20-43

* — Left-handed

£ — Switch-hitter

BATTING

PLAYER	AVG	G	AB	R	H	2B	3B	HR	RBI	BB	SO	SB
Apolinario,												
Oswaldo	.045	14	22	3	1	0	0	0	0	1	5	0
Bailey, Jim	.188	46	133	10	25	9	2	1	17	13	35	0
Bautista, Jose	.194	11	36	4	7	0	1	1	2	3	13	0
#Carrión, Junior	.253	36	87	7	22	0	0	0	4	4	10	1
*Cohen, Danny	.233	20	73	5	17	1	0	0	8	9	8	0
Colon, David	.256	55	215	22	55	10	1	1	24	12	29	1
Davis, Mark	.277	37	141	16	39	8	0	7	22	8	23	2
Doss, Greg	.125	12	24	2	3	2	0	0	1	5	4	0
Hall, Lamar	.206	38	97	11	20	1	0	0	4	5	17	3
Keelan, Doug	.267	27	60	8	16	1	0	0	4	8	9	1
*Mendoza, Jesus	.218	36	119	11	26	4	1	0	14	15	26	0
Mitchell, Keith	.240	57	208	24	50	12	1	2	21	29	50	7
Mittan, Jim	.257	17	35	2	9	1	0	0	4	1	15	1
*Mobley, Charlie	.231	51	130	15	30	4	1	1	5	13	20	5
Oliva, Robert	.000	6	13	1	0	0	0	0	0	0	4	0
Perez, Ed	.202	31	89	8	18	1	0	1	5	8	14	0
Polo, Andres	.179	19	28	2	5	0	0	0	0	1	4	1
Reis, Paul	.223	40	139	16	31	6	1	0	12	12	34	5
#Robinson, Lynn	.278	61	198	37	55	10	3	2	21	32	40	27
*Stuart, Rob	.239	50	142	14	34	8	0	1	15	15	15	8
Urman, Mike	.191	18	47	3	9	0	0	0	3	11	19	0
*Wright, Brian	.192	15	26	0	5	1	0	0	3	3	8	0

PITCHING

PITCHER	W-L	ERA	G	GS	CG	SV	IP	H	R	ER	BB	SO
Barcelo, Jorge	0-1	6.60	10	0	0	1	15	18	16	11	10	13
Chmielewski, Shon	1-1	6.27	11	0	0	0	19	22	17	13	16	12
*Currin, Wes	3-1	1.04	12	1	0	3	26	25	5	3	3	30
Gillund, Bob	0-1	2.84	9	0	0	0	19	21	6	6	5	9
*Lilliquist, Derek	0-0	0.00	2	2	0	0	13	3	0	0	2	16
Maldonado, Johnny	0-6	4.34	17	6	0	1	48	48	28	23	28	21
*Marrero, Miguel	2-4	4.93	9	7	1	0	42	35	27	23	21	24
Meister, Ralph	3-6	3.69	13	13	2	0	68	68	39	28	22	53
Mitchell, Glenn	0-1	6.61	14	3	0	1	33	39	26	24	26	18
Naveda, Yonny	1-1	4.26	7	0	0	0	13	10	7	6	11	8
Parker, Jarrod	0-4	6.55	10	5	0	0	34	32	33	25	29	14
Reilly, John	1-2	3.62	14	0	0	2	27	28	15	11	12	22
Rivera, Bien	1-5	3.26	16	5	0	0	50	55	26	18	19	29
Rosario, Manuel	0-0	54.00	1	0	0	0	1	3	6	6	3	1
Scarborough, Stan	4-3	1.68	9	8	2	0	48	46	19	9	16	25
Vazquez, Marcos	3-5	3.71	12	12	1	0	70	68	35	29	35	46
Yochum, Ken	1-2	1.89	18	1	0	0	38	34	15	8	11	11

1987 MINOR LEAGUE STATISTICS



IDAHO FALLS BRAVES

W-L Record: 36-34

* — Left-handed

£ — Switch-hitter

BATTING

PLAYER	AVG	G	AB	R	H	2B	3B	HR	RBI	BB	SO	SB
Abbatiello, Pat	.303	56	165	25	50	10	1	2	30	17	47	7
*Allison, Jeff	.224	59	134	22	30	6	0	2	14	15	30	9
Bryant, Chris, 2b	.293	66	246	48	72	12	6	1	30	23	33	36
Cole, Bob	.309	48	181	33	56	7	2	0	16	13	25	19
*Dodig, Jeff	.349	67	208	53	72	17	9	2	48	47	32	14
Duke, Rich	.100	22	40	6	4	0	0	0	0	8	9	0
*Duncan, Alan	.231	24	39	4	9	1	1	0	12	2	7	2
Gilbert, Greg	.250	64	188	32	47	7	0	1	21	22	35	8
Glass, Steve	.268	58	183	29	49	9	1	2	33	19	21	8
*Hawkins, Walt	.154	8	13	2	2	0	0	0	1	3	2	1
Koh, Joe	.224	35	67	18	15	1	2	0	4	16	5	6
Maldonado, Phil	.265	48	113	17	30	5	0	0	15	15	12	3
Martin, Mark	.226	32	93	12	21	2	0	2	14	12	21	3
*McNees, Kevin	.323	60	201	28	64	9	3	3	33	18	36	6
*Mitchell, John	.374	66	246	53	92	20	2	9	53	31	32	9
Williams, Teddy	.245	56	155	24	38	9	1	4	21	27	40	3

PITCHING

PITCHER	W-L	ERA	G	GS	CG	SV	IP	H	R	ER	BB	SO
Blohm, Pete	4-3	5.49	14	10	0	0	62	75	48	38	32	33
*Cox, Darren	3-3	5.51	14	8	0	2	49	51	34	30	27	43
*Ferrebee, Tony	0-2	9.58	9	3	0	0	21	29	26	22	17	12
Gillund, Bob	1-0	6.60	8	0	0	0	15	19	13	11	6	9
*Lavrusky, Chuck	4-1	3.67	21	0	0	2	54	52	33	22	31	51
Lomeli, Mike	3-0	3.02	23	0	0	5	45	51	24	15	20	39
Ramirez, Frank	7-1	3.44	15	8	0	1	65	75	32	25	26	41
*Ward, Randy	3-2	5.48	15	5	1	2	46	48	31	28	18	30
*Waznik, A.J.	4-4	3.52	15	12	1	0	84	81	44	33	45	102
Wilson, Mike	4-6	6.24	14	13	0	0	71	90	63	49	45	52
Wright, Skipper	3-6	3.48	26	0	0	13	34	34	21	13	14	32
Ziegler, Greg	0-6	7.74	11	11	1	0	50	78	51	43	27	26



MILESTONES

Games Played

Graig Nettles needs 80 for 2,700

Ted Simmons needs 122 for 2,500

At Bats

Graig Nettles needs 107 for 9,000

Bruce Benedict needs 18 for 2,500

Ozzie Virgil needs 78 for 2,000

Ken Oberkfell needs 69 for 4,000

Home Runs

Ted Simmons needs 4 for 250

Ozzie Virgil needs 12 for 100

Graig Nettles needs 11 for 400

Dale Murphy needs 40 for 350

RBIs

Ted Simmons needs 22 for 1,400

Dale Murphy needs 73 for 1,000

Runs

Ted Simmons needs 32 for 1,100

Graig Nettles needs 12 for 1,200

Ken Griffey needs 52 for 1,100

Dale Murphy needs 72 for 1,000

Hits

Ted Simmons needs 49 for 2,500


Ken Griffey needs 47 for 2,000

Managers, Victories

Chuck Tanner needs 60 for 1,400



BRAVES HISTORY





THE ALL-TIME FRANCHISE RECORDS

Records for Boston, Milwaukee and Atlanta franchises in the National League, 1876 to present — Boston Red Stockings, Reds or Red Caps, 1876-90; Boston Beaneaters, 1891-1906; Boston Doves, 1907-10; Boston Rustlers, 1911; Boston Braves, 1912-35; Boston Bees, 1936-40; Boston Braves, 1941-52; Milwaukee Braves, 1953-65; Atlanta Braves, 1966 to present.

*Indicates Major League record.

**Indicates National League record. #Indicates National League since 1900 record.

CLUB BATTING

SEASON

Most at-bats	5631	in 1973
Most runs	1221	in 1894*
Most runs since 1900	803	in 1964
Most hits	1567	in 1925
Most total bases	2411	in 1957
Most doubles	272	in 1964
Most triples	100	in 1921
Most home runs	207	in 1966
Most home runs, home	118	in 1966; 1973
Most home runs, road	124	in 1957**
Most home runs, with bases filled	8	in 1962
Most home runs, pinch-hitters	8	in 1977
Most home runs, home, Braves and opponents	211	in 1970
Most consecutive games, one or more home runs	22	in 1956
Most extra base hits	482	in 1957
Most runs batted in	1027	in 1894
Most runs batted in since 1920	758	in 1973
Most times grounded into double plays	154	in 1985
Most times hit by pitch	45	in 1917
Most bases on balls	684	in 1949
Most strikeouts	976	in 1965
Most stolen bases	373	in 1887
Highest batting percentage	292	in 1925
Most .300 hitters	8	in 1931
Highest slugging average	.442	in 1957

GAME

Most runs	23, Sept. 2, 1957 vs. Chi.
Most runs, both clubs	33, Sept. 2, 1957 vs. Chi.
Most hits	26, Sept. 2, 1957 vs. Chi.
Most total bases	47, Aug. 30, 1953 vs. Pitt.
Most doubles	10, Aug. 25, 1936 vs. St.L.
Most home runs	8, Aug. 30, 1953 vs. Pitt.*
Most home runs, both clubs	10, April 2, 1970 vs. Cin. (3-7)
Most home runs with bases filled	2, July 3, 1966 vs. S.F.; May 2, 1987 vs. Hou.
Most extra base hits	13, July 31, 1954 vs. Bkn. (6 2Bs, 7 HRs)

INNING

Most runs	13, June 25, 1910 vs. Bkn., 1st; Sept. 20, 1972 vs. Hou., 2nd
Most runs, both clubs	17, June 20, 1912 vs. N.Y., 9th (10-7)
Most hits	12, Sept. 20, 1972 vs. Hou., 2nd
Most hits, both clubs	17, June 20, 1912 vs. N.Y., 9th
Most extra base hits	7, Aug. 25, 1936 vs. St.L. (1G), 1st (7 doubles)*
Most home runs	4, June 8, 1961 vs. Cin., 7th; June 21, 1971 vs. Mtl., 8th
Most home runs in succession	4, June 8, 1961 vs. Cin., 7th (Mathews, Aaron, Adcock, Thomas)

THE ALL-TIME FRANCHISE RECORDS



CLUB PITCHING

	SEASON	
Most complete games.....		72 in 1953; 1958
Most shutouts.....		21 in 1974
Most consecutive shutouts.....	3, July 24-26, 1959 (Pizarro, Burdette, Spahn); Sept. 4-6, 1963 (Spahn, Sadowski, Shaw)	
Most consecutive scoreless innings..	30, 1st inn., July 24 to 4th inn., July 27, 1959; 1st inn., Sept. 4 to 4th inn., Sept. 7, 1963	
Most no-hit games.....		2 in 1960*
Most strikeouts.....		966 in 1965
Most wild pitches.....		83 in 1966
Fewest balks.....		0 in 1948 and 1957*
Lowest earned run average.....		2.92 in 1968

GAME

Most runs allowed.....	26, July 4, 1911 vs. Cin.
Most wild pitches.....	6, May 4, 1963 vs. Chi.; Aug. 4, 1979 vs. Hou.
Most balks.....	6, May 4, 1963 vs. Chi.

INNING

Most pitchers used.....	5, July 22, 1967 vs. St. L., 9th (Johnson, Henandez, Raymond, Kelley, Upshaw)*
Most wild pitches.....	4, Aug. 4, 1979 vs. Hou., Niekro

CLUB FIELDING

SEASON

Highest percentage.....	.982 in 1961; 1987
Lowest percentage.....	.970 in 1979
Most chances.....	6441 in 1986
Most putouts.....	4283 in 1987
Most assists.....	2225 in 1908
Most errors.....	353 in 1904
Fewest errors.....	111 in 1961
Most consecutive errorless games.....	8 in 1972
Most passed balls.....	42 in 1905; 1967**
Most double plays.....	186 in 1982
Most consecutive games making double plays.....	15 in 1982 (20 DPs)

GAME

Most errors.....	11, June 11, 1906 vs. St.L.#
Most double plays.....	7, June 27, 1982 vs. Cin. (14 innings)† 6, August 5, 1971 vs. N.Y.; May 13, 1973 vs. S.D.†

CLUB RECORDS

SEASON

Most games.....	163 in 1963; 1968; 1974
Fewest games.....	124 in 1918
Most extra-inning games.....	27 in 1943**
Most shutouts won.....	21 in 1916; 1974
Most shutouts lost.....	28 in 1906
Most victories.....	95 in 1957 (lost 59)
Most victories, home.....	51 in 1960
Most victories, road.....	50 in 1957
Most defeats.....	115 in 1935 (won 38)
Most defeats, home.....	55 in 1923
Most defeats, road.....	65 in 1935#
Highest percentage.....	.617 in 1957 (won 95, lost 59)
Lowest percentage.....	.248 in 1935 (won 38, lost 115)**
Most consecutive victories.....	13, Apr. 6-21, 1982 (First 13 games of season)*
Most consecutive defeats.....	19 in 1906
Most consecutive victories, home.....	10 in 1961; 1966; 1983



THE ALL-TIME FRANCHISE RECORDS

Most consecutive victories, road	11 in 1956
Most consecutive defeats, home	14 in 1911**
Most consecutive defeats, road	16 in 1906
Most victories over one club	18, Cincinnati, 1957
Most losses to one club	21, Chicago, 1909
Most players used	48 in 1956

GAME

Shortest game by time	1:15, Aug. 10, 1944 vs. Cin.
Longest game by time, nine innings	4:15, Sept. 18, 1983 vs. S.D. in Atlanta
Longest game by innings	26, May 1, 1920 vs. Bkn. (1-1 tie)*
Most players used	25, Sept. 26, 1964 vs. Pha.**
Most pitchers used	8, Sept. 26, 1964 vs. Pha.**
Most stolen bases	8, Aug., 8, Aug. 28, 1909 vs. Cin.
Most left on base	27, May 4, 1973 at Pha (20 innings)**; 18, June 23, 1986 at L.A.**
Largest winning margin	19 runs, Aug. 18, 1915 vs. St. L. (20-1)
Largest losing margin	23 runs, June 4, 1911 vs. Cin (3-26)
Most consecutive Opening Day wins	10 (1887-1896)*

INDIVIDUAL BATTING

CAREER

Most games	3076, Hank Aaron
Most consecutive games	740, Dale Murphy (Sept. 26, 1981—July 9, 1986)
Most at-bats	11,628, Hank Aaron
Most runs	2,107, Hank Aaron
Most hits	3,600, Hank Aaron
Most total bases	6,591, Hank Aaron**
Most doubles	600, Hank Aaron
Most triples	103, Walter Maranville
Most home runs	733, Hank Aaron*
Most home runs, with bases filled	16, Hank Aaron**
Most pinch-hit home runs	7, Joe Adcock
Most home runs by pitcher	35, Warren Spahn
Most extra base hits	1,429, Hank Aaron*
Most runs batted in	2,202, Hank Aaron**
Most bases on balls	1,376, Eddie Mathews
Most strikeouts	1,387, Eddie Mathews
Most stolen bases	240, Hank Aaron
Highest percentage	338, William Hamilton
Highest percentage since 1900	.317, Ralph Garr, Rico Carty
Highest slugging average	.567, Hank Aaron

SEASON

Most games	162, Felix Millan, 1969; Dale Murphy, 1982; Dale Murphy, 1983; Dale Murphy, 1984; Dale Murphy, 1985
Most at-bats	668, Ralph Garr, 1973
Most runs	160, Hugh Duffy, 1894
Most runs since 1900	131, Dale Murphy, 1983
Most hits	224, Tommy Holmes, 1945
Most hits in succession	10, John Hassett, June 9, 10 and 14, 1940
Most consecutive games batted safely	37, Tommy Holmes, 1945
Most total bases	400, Hank Aaron, 1959
Most singles	180, Ralph Garr, 1971
Most doubles	47, Tommy Holmes, 1945
Most triples	18, Ray Powell, 1921
Most home runs	47, Eddie Mathews, 1953; Hank Aaron, 1971
Most home runs, left-handed batter	47, Eddie Mathews, 1953

THE ALL-TIME FRANCHISE RECORDS



Most home runs, right-handed batter	47, Hank Aaron, 1971
Most home runs, home	31, Hank Aaron, 1971
Most home runs, road	30, Eddie Mathews, 1953**
Most home runs, two consecutive games	5, Joe Adcock, July 30-31, 1954*
Most home runs, one month	15, Joe Adcock, July, 1956
Most home runs vs. one club	13, Joe Adcock, 1956 vs. Bkn.**
Most home runs, rookie	38, Wally Berger, 1930*
Most home runs, pitcher	6, Jim Tobin, 1942
Most home runs, with bases filled	4, Sid Gordon, 1950
Most extra base hits	92, Hank Aaron, 1959
Most runs batted in	145, Hugh Duffy, 1894
Most runs batted in since 1900	135, Eddie Mathews, 1953
Most consecutive games, RBIs	8, Eddie Mathews, 1954; Hank Aaron, 1955; Hank Aaron, 1957; Mike Lum, 1978; Bob Horner, 1979; Bob Horner, 1980
Most bases on balls	131, Bob Elliot, 1948
Most consecutive games, bases on balls	15, Darrell Evans, April 9-27, 1976
Most strikeouts	145, Dale Murphy, 1978
Most stolen bases	57, Ralph Myers, 1913
Most caught stealing	22, Brett Butler, 1983
Most times grounded into double plays	28, Sid Gordon, 1951
Highest batting percentage	.438, Hugh Duffy, 1894*
Highest batting percentage since 1900	.387, Rogers Hornsby, 1928
Highest slugging average	.690, Hugh Duffy, 1894
Highest slugging average since 1900	.669, Hank Aaron, 1971

GAME

Most hits	6, Felix Millan, July 6, 1970 vs. S.F.#
Most total bases	18, Joe Adcock, July 13, 1954 vs. Bkn.
Most doubles	4, held by many*
Most triples	3, held by many#
Most home runs	4, Joe Adcock, July 31, 1954 vs. Bkn.*; Bob Horner, July 6, 1986 vs. Montreal; Robert Lowe, May 30, 1894
Most home runs, with bases filled	2, Tony Cloninger, July 3, 1966 vs. S.F.*
Most home runs, pitcher	3, Jim Tobin, May 13, 1942 vs. Chi.
Most extra base hits	5, Joe Adcock, July 31, 1954 vs. Bkn. (4 Hrs, 1 2B)*
Most runs batted in	9, Tony Cloninger, July 3, 1966 vs. S.F.
Most bases on balls	5, Dale Murphy, April 22, 1983, vs. N.Y.; Murphy, May 23, 1987 vs. Chi.
Most intentional bases on balls	3, Denis Menke, May 23, 1964 vs. N.Y.; Rowland Office, April 20, 1975 vs. S.D.

INNING

Most doubles	2, held by many*
Most triples	2, John Freeman, July 25, 1900 vs. St., 1st*
Most home runs	None with more than one

INDIVIDUAL FIELDING

SEASON

Highest fielding pct., catcher	.996, Del Crandall, 1956; Joe Torre, 1968
Highest fielding pct., first base	.997, Walter Holke, 1921; Joe Adcock, 1962; Chris Chambliss, 1981; 1.000 Bob Horner, 1985 (87 games)
Highest fielding pct., second base	.991, Glenn Hubbard, 1981
Highest fielding pct., third base	.981, Clete Boyer, 1968
Highest fielding pct., shortstop	.983, Eddie Miller, 1942
Highest fielding pct., left field	.996, Sid Gordon, 1952

THE ALL-TIME FRANCHISE RECORDS



Most wild pitches	27, Tony Cloninger, 1966
Most balks	8, Bob Shaw, 1963*
Most saves	30, Gene Garber, 1982

GAME

Most innings pitched	26, Joe Oeschger, May 1, 1920 vs. Bkn.*
Most consecutive scoreless innings	21, Joe Oeschger, May 1, 1920 vs. Bkn.*
Most strikeouts	15, Warren Spahn, Sept. 16, 1960 vs. Pha.
Most strikeouts, ex. inn. game 18	Warren Spahn, June 14, 1952 vs. Chi., 15 inn.**
Most consecutive strikeouts	8, Max Surkont, May 25, 1953 vs. Cin.
Most balks	5, Bob Shaw, May 4, 1963 vs. Chi.*
Most wild pitches	6, Phil Niekro, Aug. 4, 1979 vs. Hou.†

INNING

Most balks	3, Bob Shaw, May 4, 1963 vs. Chi., 3rd*
Most hit batsmen	3, Ray Boggs, Sept. 17, 1928 vs. Chi., 9th*
Most wild pitches	4, Phil Niekro, Aug. 4, 1979 vs. Hou., 5th*

LONG GAMES BY ATLANTA, HOME AND AWAY

20 innings-	Philadelphia 5, Atlanta 4, May 4, 1973 at Philadelphia
19 innings-	New York 16, Atlanta 13, July 4, 1985
18 innings-	Atlanta 3, Los Angeles 2, Sept. 6, 1984 at Los Angeles
18 innings-	San Francisco 5, Atlanta 4, June 11, 1985
17 innings-	Los Angeles 2, Atlanta 1, May 2, 1968 at Los Angeles Atlanta 2, New York 1, Aug. 5, 1971 at Atlanta
16 innings-	Atlanta 6, Houston 5, Aug. 11, 1967 at Atlanta Atlanta 3, New York 1, May 17, 1968 at New York Chicago 7, Atlanta 6, May 23, 1987
15 innings-	Los Angeles 3, Atlanta 2, June 20, 1967 at Los Angeles Cincinnati 7, Atlanta 6, May 17, 1970, 2nd game at Cincinnati Atlanta 5, St. Louis 4, July 11, 1972, at St. Louis Atlanta 8, San Diego 6, Aug. 2, 1975 at San Diego
14 innings-	Chicago 4, Atlanta 2, Aug. 29, 1966 at Atlanta San Francisco 3, Atlanta 2, Aug. 26, 1967, 2nd game at San Francisco Pittsburgh 4, Atlanta 3, May 8, 1968 at Atlanta Atlanta 4, St. Louis 1, Aug 24, 1969 at St. Louis Montreal 4, Atlanta 3, May 20, 1971 at Atlanta Houston 3, Atlanta 2, Sept. 22, 1974 at Houston New York 7, Atlanta, 6, June 8, 1975, at New York Atlanta 5, Montreal 4, July 13, 1975, at Atlanta Chicago 7, Atlanta 5, Sept. 1, 1976, at Atlanta Philadelphia 3, Atlanta 2, Aug. 29, 1977, at Philadelphia Cincinnati 10, Atlanta 8, Oct. 1, 1978, at Cincinnati Atlanta 2, Cincinnati 0, June 27, 1982 at Cincinnati



FRANCHISE YEARLY RECORD

Braves Yearly Record In The National League

Year	Pos	Won	Lost	Pct.	GB	HR	Bat. Avg.	Pit. ERA	Fld. Avg.	Manager	Attendance
Boston											
1876	4	39	31	.557	15	9	.266	2.51	.860	Harry Wright	
1877	1	42	18	.700	—	4	.296	2.15	.888	Harry Wright	
1878	1	41	18	.683	—	2	.241	2.32	.914	Harry Wright	
1879	2	54	30	.643	5	30	.274	2.19	.913	Harry Wright	
1880	6	40	44	.476	27	20	.253	3.08	.901	Harry Wright	
1881	6	38	45	.458	17½	5	.251	2.71	.908	Harry Wright	
1882	3	45	39	.536	10	15	.264	2.80	.910	John Morrill	
1883	1	63	35	.643	—	34	.276	2.55	.900	Jack Burdock 31-26 John Morrill 32-9	
1884	2	73	38	.658	10½	36	.254	2.47	.921	John Morrill	
1885	5	46	66	.411	41	22	.232	3.03	.901	John Morrill	
1886	5	56	61	.479	30½	24	.260	3.24	.906	John Morrill	
1887	5	61	60	.504	16½	54	.277	4.41	.905	John Morrill	
1888	4	70	64	.522	15½	56	.245	2.41	.916	John Morrill	
1889	2	83	45	.648	1	43	.270	3.36	.926	Jim Hart	
1890	5	76	57	.571	12	31	.258	2.93	.934	Frank Selee	
1891	1	87	51	.630	—	51	.255	2.76	.937	Frank Selee	
1892	1	102	48	.680	—	34	.250	2.86	.930	Frank Selee	
1893	1	86	43	.667	—	64	.290	4.43	.936	Frank Selee	
1894	3	83	49	.629	8	103	.331	5.41	.925	Frank Selee	
1895	4	71	60	.542	16½	54	.290	4.27	.934	Frank Selee	
1896	4	74	57	.565	17	36	.300	3.78	.933	Frank Selee	
1897	1	93	39	.705	—	45	.319	3.65	.950	Frank Selee	
1898	1	102	47	.685	—	53	.290	2.98	.949	Frank Selee	
1899	2	95	57	.625	8	41	.287	3.26	.951	Frank Selee	
1900	4	66	72	.478	17	50	.283	3.72	.952	Frank Selee	
1901	5	69	69	.500	20½	28	.249	2.90	.951	Frank Selee	
1902	3	73	64	.533	29	15	.249	2.61	.958	Al Buckenberger	146,502
1903	6	58	80	.420	32	26	.245	3.34	.937	Al Buckenberger	116,960
1904	7	55	98	.359	51	24	.237	3.43	.946	Al Buckenberger	143,155
1905	7	51	103	.331	54½	17	.234	3.52	.950	Fred Tenney	140,694
1906	8	49	102	.325	66½	16	.226	3.18	.947	Fred Tenney	150,003
1907	7	58	90	.392	47	22	.243	3.33	.960	Fred Tenney	143,280
1908	6	63	91	.409	36	17	.239	2.79	.961	Joe Kelly	203,221
1909	8	45	108	.295	65½	15	.223	3.20	.946	Frank Bowerman 23-55 Harry Smith 22-53	253,750
1910	8	53	100	.346	50½	31	.246	3.22	.954	Fred Lake	195,188
1911	8	44	107	.291	54	37	.267	5.08	.946	Fred Tenney	149,027
1912	8	52	101	.340	52	35	.271	4.17	.953	Johnny King	116,000
1913	5	69	82	.457	31½	32	.256	2.09	.957	George Stallings	121,000
1914†	1	94	59	.614	—	35	.251	2.74	.963	George Stallings	208,000
1915	2	83	69	.546	7	17	.240	2.57	.966	George Stallings	382,913
1916	3	89	63	.586	4	22	.233	2.19	.967	George Stallings	376,283
1917	6	72	81	.471	25½	22	.246	2.77	.965	George Stallings	313,495
1918	7	53	71	.427	28½	13	.244	2.91	.965	George Stallings	174,253
1919	6	57	82	.410	38½	24	.253	3.17	.966	George Stallings	84,938
1920	7	62	90	.408	30	23	.260	3.54	.963	George Stallings	167,401
1921	4	79	74	.516	15	61	.290	3.90	.968	Fred Mitchell	162,483
1922	8	53	100	.346	39½	32	.263	4.37	.965	Fred Mitchell	168,627
1923	7	54	100	.351	41½	32	.273	4.44	.964	Fred Mitchell	167,965
1924	8	53	100	.346	40	25	.256	4.46	.973	Dave Bancroft	227,802
1925	5	70	83	.458	25	41	.292	4.39	.964	Dave Bancroft	117,478
1926	7	66	86	.434	22	16	.277	4.03	.966	Dave Bancroft	313,528
1927	7	60	94	.390	34	37	.279	4.22	.963	Dave Bancroft	303,598
1928	7	50	103	.327	44½	52	.275	4.83	.968	Jack Slattery 11-20 Rogers Hornsby 39-83	288,685
1929	8	56	98	.364	43	32	.280	5.12	.966	Judge Emil Fuchs	227,001
1930	6	70	84	.455	22	66	.281	4.91	.970	Bill McKechnie	372,351
1931	7	64	90	.416	37	34	.258	3.90	.972	Bill McKechnie	464,835
1932	5	77	77	.500	13	63	.265	3.53	.975	Bill McKechnie	515,005
1933	4	83	71	.539	9	54	.252	2.96	.977	Bill McKechnie	507,606
1934	4	78	73	.517	16	83	.272	4.11	.972	Bill McKechnie	517,803
1935	8	38	115	.248	61½	75	.263	4.93	.966	Bill McKechnie	303,205
1936	6	71	83	.461	21	68	.265	3.94	.970	Bill McKechnie	232,754
1937	5	79	73	.520	16	63	.247	3.22	.974	Bill McKechnie	340,585
1938	5	77	75	.507	12	54	.250	3.40	.971	Casey Stengel	385,339
1939	7	63	88	.417	32½	56	.264	3.71	.970	Casey Stengel	341,149
1940	7	65	87	.428	34½	59	.256	4.36	.969	Casey Stengel	285,994
1941	7	62	92	.403	38	48	.251	3.95	.969	Casey Stengel	241,616
1942	7	59	89	.399	44	68	.240	3.76	.976	Casey Stengel	263,680
1943	6	68	85	.444	36½	39	.233	3.25	.972	Casey Stengel	285,332

FRANCHISE YEARLY RECORD



Year	Pos	Won	Lost	Pct.	GB	HR	Bat. Avg.	Pit. ERA	Fid. Avg.	Manager	Attendance
1944	6	65	89	.422	40	79	.246	3.67	.970	Bob Coleman	208,691
1945	6	67	85	.441	30	101	.267	4.04	.968	Bob Coleman 42-49 Del Bissonette 25-36	374,178
1946	4	81	72	.529	15½	44	.264	3.37	.971	Billy Southworth	969,673
1947	3	86	68	.558	8	85	.275	3.62	.974	Billy Southworth	1,277,361
1948	1	91	62	.595	—	95	.275	3.38	.976	Billy Southworth	1,455,439
1949	4	75	79	.487	22	103	.248	3.99	.975	Billy Southworth	1,081,795
1950	4	83	71	.539	8	148	.263	4.14	.969	Billy Southworth	944,391
1951	4	76	78	.494	20½	130	.262	3.75	.975	Billy Southworth 28-31 Tommy Holmes 48-47	487,475
1952	7	64	89	.418	32	110	.233	3.78	.974	Tommy Holmes 13-22 Charlie Grimm 51-67	281,278
Milwaukee											
1953	2	92	62	.597	13	156	.266	3.30	.976	Charlie Grimm	1,826,397
1954	3	89	65	.578	8	139	.265	3.19	.980	Charlie Grimm	2,131,388
1955	2	85	69	.552	13½	182	.261	3.85	.975	Charlie Grimm	2,005,836
1956	2	92	62	.597	1	177	.259	3.11	.978	Charlie Grimm 24-22 Fred Haney 68-40	2,046,331
1957†	1	95	59	.617	—	199	.269	3.47	.980	Fred Haney	2,215,404
1958	1	92	62	.597	—	167	.266	3.21	.980	Fred Haney	1,971,101
1959	2	86	70	.551	2	177	.265	3.51	.979	Fred Haney	1,749,112
1960	2	88	66	.571	7	170	.265	3.76	.976	Chuck Dressen	1,497,799
1961	4	83	71	.539	10	188	.258	3.89	.981	Chuck Dressen 71-58 Birdie Tebbetts 12-13	1,101,441
1962	5	86	76	.531	15½	181	.252	3.68	.980	Birdie Tebbetts	766,921
1963	6	84	78	.519	15	139	.244	3.26	.979	Bobby Bragan	773,018
1964	5	88	74	.543	5	159	.272	4.12	.976	Bobby Bragan	910,911
1965	5	86	76	.531	11	196	.256	3.52	.977	Bobby Bragan	555,584
Atlanta											
1966	5	85	77	.525	10	207	.263	3.68	.975	Bobby Bragan 52-59 Billy Hitchcock 33-18	1,539,801
1967	7	77	85	.475	24½	158	.240	3.47	.978	Billy Hitchcock 77-82 Ken Silvestri 0-3	1,389,222
1968	5	81	81	.500	16	80	.252	2.92	.980	Luman Harris	1,126,540
@	-----										
1969	1W	93	69	.574	—	141	.258	3.53	.981	Luman Harris	1,458,320
1970	5	76	86	.469	26	160	.270	4.33	.977	Luman Harris	1,078,848
1971	3	82	80	.506	8	153	.257	3.75	.977	Luman Harris	1,006,320
1972	4	70	84	.455	25	144	.258	4.27	.974	Luman Harris 47-57 Eddie Mathews 23-27	752,973
1973	5	76	85	.472	22½	206	.266	4.25	.974	Eddie Mathews	800,655
1974	3	88	74	.543	14	120	.248	3.05	.979	Eddie Mathews 50-49 *Clyde King 38-25	981,085
1975	5	67	94	.416	40½	107	.244	3.91	.972	Clyde King 58-76 Connie Ryan 9-18	534,672
1976	6	70	92	.432	32	82	.245	3.86	.973	Dave Bristol	818,179
1977	6	61	101	.371	37	139	.254	4.87	.972	Dave Bristol 61-100 Ted Turner 0-1	872,464
1978	6	69	93	.426	26	123	.244	4.08	.975	Bob Cox	904,494
1979	6	66	94	.413	23½	126	.256	4.18	.970	Bob Cox	769,465
1980	4	81	80	.503	11	144	.250	3.77	.975	Bob Cox	1,048,411
1981	4	25	29	.462	9½	SPLIT SEASON—PLAYER STRIKE					
	5	25	27	.481	7½	64	.243	3.45	.976	*Bob Cox	535,418
1982	1W	89	73	.549	—	146	.256	3.82	.979	Joe Torre	1,801,985
1983	2	88	74	.543	3	130	.272	3.67	.978	Joe Torre	2,119,935
1984	2‡	80	82	.494	12	111	.247	3.57	.978	Joe Torre	1,724,892
1985	5	66	96	.407	29	126	.246	4.19	.976	Eddie Haas 50-71 Bobby Wine 16-25	1,350,137
1986	6	72	89	.447	23½	138	.250	3.97	.978	Chuck Tanner	1,387,181
1987	5	69	92	.426	20½	152	.258	4.63	.982	Chuck Tanner	1,217,402

*Also tied one game

†World Champions

‡Tied for second place in division

@Start of Divisional Play

W-Western Division

The Braves have finished first 14 times, second 12 times, third 8 times, fourth 16 times, fifth 21 times, sixth 18 times, seventh 16 times, and eighth 9 times.



FRANCHISE CHAMPIONSHIP YEARS

THE TWELVE PENNANT WINNING CLUBS

Year	Record	Manager	Year	Record	Manager
1877	42-18	Harry Wright	1897	93-39	Frank Selee
1878	41-19	Harry Wright	1898	102-47	Frank Selee
1883	63-35	Jack Burdock	1914	94-59	George Stallings
		John Morrill	1948	91-62	Billy Southworth
1891	87-51	Frank Selee	1957	95-59	Fred Haney
1892	102-48	Frank Selee	1958	92-62	Fred Haney
1893	86-43	Frank Selee			

THE BRAVES IN THE WORLD SERIES

1914 — Boston 4 games, Philadelphia 0

Manager George Stallings' 'Miracle Braves,' who climbed out of the cellar in July to win the pennant, swept Connie Mack's great Philadelphia Athletics in four games. The Braves were built around the pitching trio of Dick Rudolph, Bill James and George Tyler and the second base combination of Johnny Evers and Rabbit Maranville. Catcher Hank Gowdy, who batted .243 for the season, had a .545 average for the Series, with a homer, triple, three doubles and a single.

1948 — Cleveland 4 games, Boston 2

The Braves under Billy Southworth won their first National League pennant in 34 years, but lost the Series to Lou Boudreau and the Indians. Gene Bearden, Navy veteran of World War II, was Cleveland's pitching hero. Bob Feller allowed Boston only two hits in the opening game but lost it to Johnny Sain, 1-0. Boston's only other victory was in the fifth game, 11-5, as Bob Elliott smashed successive homers off Feller.

1957 — Milwaukee 4 games, New York 3

Sensational Lou Burdette had three victories and pitched 24 consecutive scoreless innings to defeat a New York team that was making its eighth Series appearance in nine years under the leadership of Casey Stengel. Warren Spahn was the winning pitcher in Milwaukee's other victory. Eddie Mathews' tenth-inning homer won the fourth game after the famous Nippy Jones shoe polish incident. Burdette started the seventh and final game after Spahn was felled by the flu, and with only two days rest, pitched a 5-0 shutout.

1958 — New York 4 games, Milwaukee 3

The Yankees, gaining revenge for their defeat the previous, carried the Series to seven games and then won one of their greatest triumphs in Series play. They became only the second team in history to come from a three-games-to-one deficit and win the classic. Hank Bauer led the Yanks with ten hits and eight runs batted in, while pitcher Bob Turley won the fifth game, saved the sixth and won the seventh. Warren Spahn won two and Lou Burdette one for the Braves.

THE BRAVES IN THE CHAMPIONSHIP SERIES

1969 — New York 3 games, Atlanta 0

Atlanta became the first Western Division champion by winning 76.9 per cent of its games in September, finishing the year with a 93-69 record. New York then swept the three-game Championship Series from the Braves. The Mets scored five runs in the eighth inning to take the first game in Atlanta, 9-5. The following day, six Atlanta pitchers failed to stop the Mets as New York won, 11-6. Then, in the final game on Oct. 6 at Shea Stadium, Wayne Garrett's two-run homer in the fifth finished the Braves' hopes, with the final score, 7-4.

1982 — St. Louis 3 games, Atlanta 0

First year manager Joe Torre got the Braves off to a major league record 13 consecutive wins at the start of the season en route to the club's first divisional title in 13 years. St. Louis swept the Braves in the Championship Series as Atlanta was outscored 17-5 in the three games. The Cardinals exploded for five runs in the sixth inning to take the first game at St. Louis, 7-0. In game two the Cardinals scored single runs in the eighth and ninth innings to gain the win. The Braves returned to Atlanta for game three but could fare no better as St. Louis quickly scored four runs in in the second inning in a 6-2 win.

BRAVES HISTORICAL HIGHLIGHTS



- 1901** — In the first year of so-called “modern” baseball, meaning the American League made its official major league entry, the Boston team finished fifth. They were led by Kid Nichols, who won 20 games as a pitcher and also played the outfield and first base.
- 1902** — Vic Willis and Togie Pittinger each won 27 games, but the club finished third.
- 1912** — The team acquires the nickname “Braves” for the first time at the suggestion of John Montgomery Ward. Before that, the team had been known as the Doves because of its owners, the Dovey brothers. It was also known as the Beaneaters and the Red Caps.
- 1914** — The Braves completed their miracle finish by coming from last on July 18 to win the N.L. pennant. They won 34 of 44 games in their drive to the top and finished an astonishing 10½ games in front of the second place Giants. The Braves then swept four from heavily favored Philadelphia to win the World Series.
- 1928** — Rogers Hornsby, playing for his third team in three years, hit .387 for the Braves and easily won the N.L. batting title.
- 1935** — Babe Ruth finished his career in a Braves uniform. Ruth homered in his first N.L. at-bat, off Carl Hubbell, but batted only .181 and, after seven more homers for a career total of 714, removed himself from the lineup in June and officially retired as a player.
- 1936** — The Braves name was changed to the Bees as a result of a fan poll. Five years later the club readopted the nickname of the Braves.
- 1938** — Casey Stengel managed his first of six Braves teams.
- 1947** — Johnny Sain and Warren Spahn each won 21 games for the third-place Braves. The team exceeded one million in attendance (1,277,361) for the first time.
- 1948** — This is the year that produced the phrase “Spahn and Sain and two days of rain” as Warren Spahn and Johnny Sain combined for 39 wins. Sain had a league high 24 as the Braves won the pennant but lost to Cleveland in the World Series. Al Dark batted .322 to lead the Braves in the regular season.
- 1952** — Eddie Mathews became the first rookie in major league history to hit 3 home runs in a game, accomplishing it on September 27.
- 1953** — The Braves played their first season in Milwaukee, attracting a National League-record 1,826,297 fans, and finished second. Eddie Mathews won the home run title with 47, and Warren Spahn led the league in pitching victories with 23.
- 1954** — Bobby Thomson suffered a broken ankle in spring training and forced the Braves to try a young infielder by the name of Hank Aaron in the outfield. Aaron batted .280 with 13 homers as the Braves finished third.
- 1956** — Hank Aaron won the batting title with a .328 average, but the Braves lost the pennant to the Dodgers on the final day of the season.
- 1957** — The Braves won the pennant and World Series. Hank Aaron was the league MVP, leading the N.L. in homers and RBIs, but it was late-season call-ups Wes Covington and Bob “Hurricane” Hazle who sparked the Braves to the flag. Replacing injured players, Covington hit 21 homers and Hazle batted .403 down the stretch. Aaron batted .393 and Lew Burdette won three games as the Braves beat the Yankees in the Series. Spahn won The Cy Young Award.
- 1958** — In the year the Dodgers and Giants went West, the pennant stayed in Milwaukee. Mathews and Aaron combined for 61 homers, Spahn and Burdette for 42 pitching victories to lead the way. However, the Yankees won the World Series four games to three.
- 1959** — It required a post-season playoff for Los Angeles to supplant the Braves as N.L. champs. Mathews led the league in homers with 46, Aaron in hitting with a .355 average. Burdette and Spahn won 21 games each. This also was the year Pittsburgh’s Harvey Haddix pitched 12 perfect innings against the Braves only to lose the game on a homer by Joe Adcock in the 13th.
- 1960** — Aaron led the league in RBIs (126), Spahn in victories (21) but the Braves finished second to Pittsburgh.
- 1961** — Spahn again led the league in wins with 21, but the Braves fell to fourth.
- 1963** — Aaron just missed the triple crown, leading the league in homers with 44 and RBIs with 130. Tommy Davis of the Dodgers won the batting title with a .326 average to Aaron’s .319.



BRAVES HISTORICAL HIGHLIGHTS

HISTORICAL HIGHLIGHTS (continued)

- 1964** — The Braves finished fifth in spite of having five players hit 20 homers or more: Aaron (24), Mathews (23), Rico Carty (22), Denis Menke (20) and Joe Torre (20).
- 1965** — The Braves' move to Atlanta was halted by a court restraining order, forcing a lame duck season in Milwaukee. Again, the Braves showed power with 196 homers, including 32 each by Aaron and Mathews, but the team finished fifth..
- 1966** — The Braves and Pirates debuted major league baseball's first season in Atlanta on April 12, with Pittsburgh winning, 3-2 in 13 innings. Atlanta was fifth in its initial season, but Aaron hit 44 homers and had 127 RBIs to lead the league in those departments.
- 1967** — Aaron hit 39 homers to again lead the league, but the Braves fell to seventh in league standings.
- 1968** — In The Year of the Pitcher, Aaron still managed 29 homers, and the Braves climbed to fifth.
- 1969** — The Braves marked the first year of division play by winning the West. Phil Niekro won 23 games, while Aaron slugged 44 homers and knocked in 97 runs. However, the Braves lost to the Miracle Mets in the playoffs, three games to none.
- 1970** — Rico Carty won the batting title with a .366 average, and Hank Aaron, in addition to collecting 38 homers, realized a milestone by getting his 3,000th career hit. But the Braves dropped to fifth in the N.L. West.
- 1971** — Aaron hit his 600th career homer, this one in Atlanta-Fulton County Stadium off the Giants' Gaylord Perry.
- 1972** — Manager Luman Harris was replaced during the season by all-time Braves third baseman Eddie Mathews. The team finished fourth... also the Braves hosted the All-Star Game.
- 1973** — The Braves produced three hitters who belted 40 or more homers, Dave Johnson (43), Darrell Evans (41) and Hank Aaron(40). Aaron climbed to within one homer of tying Babe Ruth for the all-time career record of 714, while Johnson's total set a major league record for second basemen. Phil Niekro no-hit the Padres, winning 9-0. Lack of pitching plummeted the Braves to fifth in the standings.
- 1974** — Hank Aaron tied Babe Ruth the first time he swung the bat, connecting on April 4, 1974 off Cincinnati's Jack Billingham. Four days later he broke the record with No. 715 against Dodgers' lefty Al Downing. Ralph Garr led the league in hitting with a .353 average, and Buzz Capra was the ERA leader with his 2.28 mark.
- 1975** — The season was comparatively uneventful, but in January of the off-season it became official that television magnate Ted Turner purchased the club.
- 1976** — The Braves shook the baseball world by signing pitcher Andy Messersmith, who during the off-season won his free agency in court.
- 1977** — Ted Turner decided to become team manager during a 17-game losing streak. He lost to Pittsburgh and current Braves manager Chuck Tanner, 2-1, at the Pirates' Three Rivers Stadium. Turner's tenure in the dugout lasted only one game as Commissioner Kuhn banished him upstairs.
- 1978** — Larry McWilliams and Gene Garber stopped Pete Rose's hitting streak at 44 games. Bob Horner, the nation's No. 1 draft choice, signed with the Braves and made the jump from Arizona State campus to the majors.
- 1979** — Phil Niekro achieved his 200th career victory by beating the Pirates at Pittsburgh. Niekro won 21 games.
- 1980** — Manager Bobby Cox moved Dale Murphy to the outfield, and Murphy responded with 33 homers, 89 RBIs.
- 1981** — A players' strike spoiled the season, costing the major leagues a total of 713 games. Former Braves star Hank Aaron was elected to the Hall of Fame.
- 1982** — Dale Murphy, winning the first of two consecutive MVP awards, paced the Braves to a West Division title by hitting 36 homers and knocking in 109 runs. The Braves set a major league record by winning their first 13 games of the year. However, they lost to the Cardinals in the League Championship Series.
- 1983** — Murphy won the MVP Award again, but the Braves finished second three games back. They attracted an Atlanta-record 2,119,935 fans.
- 1984** — Murphy hit 36 homers for the third straight year to tie Mike Schmidt for the league lead.

BRAVES HISTORICAL HIGHLIGHTS



HISTORICAL HIGHLIGHTS (continued)

1985 — Addition of Bruce Sutter in the off-season couldn't keep the Braves out of fifth in the West, although Dale Murphy enjoyed a banner year with 37 homers, 111 RBIs and .300 batting average. Rick Mahler won 7 consecutive starts at the top of the season, the 4th best record for a Braves' pitcher to open the season... Glenn Hubbard tied a major league record with 12 assists in one game on 4/14... Bob Horner rebounded from off-season surgery to produce 89 RBIs and hit 27 homers... The team finished with the worst ERA in the N.L. (4.19) and their highest since 1977... Eddie Haas began the year as manager but was replaced by Bobby Wine on August 26. Shortly after season's end, Chuck Tanner was named field manager, Bobby Cox general manager.

1986 — Entering the game on July 4th, the Braves were 41-37 and only 1½ games out of first place but both the offense and the pitching struggled through the rest of the season and the team finished in last place, 23½ games out, with a 72-89 record in Chuck Tanner's first year at the helm... In a year made for pinch-hitters, the 'Bomb Squad' batted .277 and drove in 53 runs. Chris Chambliss set a franchise record with 20 pinch-hits and moved into 10th place on the majors' all-time list for single season output. Ted Simmons' 18 pinch-hit RBI set an Atlanta record for production off the bench... Bob Horner hit four home runs in one game, only the 11th major leaguer to do so, but the Braves lost that game. They also lost a game in which the newly acquired Ken Griffey, who became the team's best hitter, slammed 3 home runs... Dale Murphy's consecutive game streak came to an end on July 9 after 740 games... On the pitching end, Rick Mahler had the distinction of posting both the most wins and losses for the Braves. Gene Garber had a stellar year with 24 saves and a 2.54 ERA.



BRAVES WON-LOST vs. N.L. CLUBS — ALL-TIME

WESTERN DIVISION			EASTERN DIVISION		
Team	Won-Lost	Pct.	Team	Won-Lost	Pct.
Cincinnati	836-966	.464	Chicago	747-946	.441
Houston	245-213	.535	Montreal	103-120	.462
Brooklyn-Los Angeles	807-992	.449	New York	188-160	.540
San Diego	183-155	.541	Philadelphia	868-822	.514
NY-San Francisco	802-991	.447	Pittsburgh	755-932	.448
			St. Louis	766-925	.453



REGULARS BY POSITION

CENTER FIELD		
YEAR	NAME	HR-RBI-AVG
1901	Hamilton	3-38-.292
1902	Lush	2-19-.223
1903	Dexter	3-34-.223
1904	Geier	1-27-.243
1905	Cannell	0-36-.247
1906	Bates	6-54-.252
1907	Beaumont	4-62-.322
1908	Beaumont	2-52-.267
1909	Beaumont	0-60-.263
1910	Beck	10-64-.275
1911	Donlin	2-34-.315
1912	Campbell	3-48-.296
1913	Mann	3-51-.253
1914	Mann	4-40-.247
1915	Magee	2-87-.280
1916	Snodgrass	1-32-.249
1917	Powell	4-30-.270
1918	Powell	0-20-.213
1919	Riggert	4-17-.283
1920	Powell	6-29-.225
1921	Powell	12-74-.306
1922	Powell	6-37-.296
1923	Powell	4-38-.302
1924	Wilson	1-15-.237
1925	Felix	2-66-.307
1926	Smith	3-57-.278
1927	Welsh	9-54-.288
1928	Smith	1-32-.280
1929	Clark	1-30-.315
1930	Welsh	3-36-.275
1931	Berger	19-84-.323
1932	Berger	17-74-.307
1933	Berger	27-106-.313
1934	Berger	34-121-.298
1935	Berger	34-130-.295
1936	Berger	25-91-.288
1937	Dimaggio	13-69-.256
1938	Dimaggio	14-61-.228
1939	Cooney	2-27-.274
1940	Cooney	0-21-.318
1941	Cooney	0-29-.319
1942	Holmes	4-41-.278
1943	Holmes	5-41-.270
1944	Holmes	13-73-.309
1945	Gillenwater	7-72-.288
1946	Gillenwater	1-14-.228
1947	Hopp	2-32-.288
1948	McCormick	1-39-.303
1949	Russell	8-54-.231
1950	Jethroe	18-58-.273
1951	Jethroe	18-65-.280
1952	Jethroe	13-58-.232
1953	Bruton	1-41-.250
1954	Bruton	4-30-.284
1955	Bruton	7-47-.275
1956	Bruton	8-56-.272
1957	Bruton	5-30-.278
1958	Bruton	3-28-.280
1959	Bruton	6-41-.289
1960	Bruton	12-54-.286
1961	Aaron	34-120-.327
1962	Aaron	45-128-.323
1963	Jones	3-22-.219
1964	Maye	10-74-.304
1965	Jones	31-75-.262
1966	Jones	23-66-.264
1967	Jones	17-50-.253
1968	Alou	11-57-.317
1969	Alou	5-32-.282
1970	Gonzales	7-55-.265
1971	Jackson	2-25-.258
1972	Baker	17-76-.321
1973	Baker	21-99-.288
1974	Office	3-31-.246
1975	Office	3-30-.290
1976	Office	4-34-.281
1977	Office	5-39-.241
1978	Office	9-40-.250
1979	Bonnell	12-45-.259
1980	Murphy	33-89-.281
1981	Murphy	13-50-.247
1982	Murphy	36-109-.281
1983	Murphy	36-121-.302
1984	Murphy	36-100-.290
1985	Murphy	37-111-.300
1986	Murphy	29-83-.265
1987	James	10-61-.312

RIGHT FIELD		
YEAR	NAME	HR-RBI-AVG
1901	Slagle	0-7-.271
1902	Carney	2-65-.257
1903	Carney	2-65-.270
1904	Cannell	0-18-.234
1905	Dolan	3-48-.275
1906	Dolan	0-39-.248
1907	Bates	2-49-.260
1908	Browne	1-34-.228
1909	Becker	6-24-.246
1910	Miller	3-55-.286
1911	Miller	7-91-.333
1912	Titus	2-48-.325
1913	Titus	5-38-.297
1914	Gilbert	5-25-.268
1915	Moran	0-21-.200
1916	Wilhoit	2-38-.230
1917	Rehg	1-31-.270
1918	Wickland	4-32-.262
1919	Powell	2-33-.236
1920	Cruise	1-21-.278
1921	Southworth	7-79-.308
1922	Cruise	4-46-.278
1923	Southworth	6-78-.319
1924	Stengel	5-39-.280
1925	Welsh	7-63-.312
1926	Welsh	2-66-.296
1927	Richbourg	2-34-.309
1928	Richbourg	2-52-.337
1929	Richbourg	3-56-.305
1930	Richbourg	3-54-.304
1931	Schulmerich	2-43-.309
1932	Schulmerich	11-57-.260
1933	Moore	8-70-.302
1934	Thompson	0-37-.265
1935	Moore	4-42-.275
1936	Moore	13-67-.290
1937	Moore	16-70-.283
1938	Cooney	0-17-.271
1939	Earms	2-37-.298
1940	West	7-72-.261
1941	Moore	5-43-.272
1942	Waner	1-39-.258
1943	Workman	10-67-.249
1944	Workman	11-53-.208
1945	Holmes	28-117-.352
1946	Holmes	6-79-.310
1947	Holmes	9-53-.309
1948	Holmes	6-61-.325
1949	Holmes	8-59-.266
1950	Holmes	9-51-.298
1951	Marshall	11-62-.281
1952	Thorpe	3-26-.260
1953	Pafko	17-72-.297
1954	Pafko	14-69-.286
1955	Aaron	27-106-.314
1956	Aaron	26-92-.328
1957	Aaron	44-132-.322
1958	Aaron	30-95-.326
1959	Aaron	39-123-.355
1960	Aaron	40-126-.292
1961	Maye	14-41-.271
1962	Jones	10-36-.255
1963	Aaron	44-130-.319
1964	Aaron	24-95-.328
1965	Aaron	32-89-.318
1966	Aaron	44-127-.279
1967	Aaron	39-109-.307
1968	Aaron	29-86-.287
1969	Aaron	44-97-.300
1970	Aaron	38-118-.298
1971	Lum	13-55-.269
1972	Lum	9-38-.228
1973	Aaron	40-96-.301
1974	Baker	20-69-.256
1975	Baker	19-72-.261
1976	Henderson	13-61-.262
1977	Matthews	17-64-.283
1978	Matthews	18-62-.285
1979	Burroughs	11-47-.224
1980	Burroughs	13-51-.278
1981	Washington	5-37-.291
1982	Washington	16-80-.266
1983	Washington	9-44-.278
1984	Washington	17-61-.286
1985	Washington	15-43-.276
1986	Moreno	4-27-.234
1987	Murphy	44-105-.295

REGULARS BY POSITION



SHORTSHOP								
YEAR	NAME	HR-RBI-AVG						
1901	Long	3-68-.238	1929	Maranville	0-55-.284	1959	Logan	13-50-.291
1902	Long	2-44-.227	1930	Maranville	2-43-.281	1960	Logan	7-42-.245
1903	Aubrey	0-27-.212	1931	Maranville	0-23-.260	1961	McMillan	7-48-.220
1904	Abbatichio	3-54-.256	1932	Urbanski	8-46-.272	1962	McMillan	12-41-.246
1905	Abbatichio	3-41-.279	1933	Urbanski	0-35-.251	1963	McMillan	4-29-.250
1906	Bridwell	0-22-.227	1934	Urbanski	7-53-.293	1964	Menke	20-65-.283
1907	Bridwell	0-26-.218	1935	Urbanski	4-30-.230	1965	Woodward	0-11-.208
1908	Dahlen	3-48-.239	1936	Urbanski	0-26-.261	1966	Menke	15-60-.251
1909	Coffey	0-20-.187	1937	Warstler	3-36-.223	1967	Menke	7-39-.227
1910	Sweeney	5-46-.267	1938	Warstler	0-40-.231	1968	Jackson	1-19-.226
1911	Herzog	5-41-.310	1939	Miller	4-31-.267	1969	Jackson	1-27-.239
1912	O'Rourke	0-16-.122	1940	Miller	14-79-.276	1970	Jackson	0-20-.259
1913	Maranville	0-47-.257	1941	Miller	6-68-.239	1971	Perez	4-32-.227
1914	Maranville	4-78-.246	1942	Miller	6-47-.243	1972	Perez	1-28-.228
1915	Maranville	2-43-.244	1943	Wietelmann	0-39-.215	1973	Perez	8-57-.250
1916	Maranville	4-38-.235	1944	Wietelmann	2-32-.240	1974	Robinson	0-29-.230
1917	Maranville	3-43-.260	1945	Culler	2-30-.262	1975	Blanks	3-38-.234
1918	Rawlings	0-21-.207	1946	Culler	0-33-.255	1976	Chaney	1-50-.252
1919	Maranville	5-43-.267	1947	Culler	0-19-.248	1977	Rockett	1-24-.254
1920	Maranville	1-43-.266	1948	Dark	3-48-.322	1978	Chaney	3-20-.224
1921	Barbare	0-49-.302	1949	Dark	3-53-.276	1979	Frias	1-44-.259
1922	Ford	2-60-.272	1950	Kerr	2-46-.227	1980	Gomez	0-24-.191
1923	Smith	0-40-.251	1951	Kerr	1-18-.186	1981	Ramirez	2-20-.218
1924	Smith	2-38-.228	1952	Logan	4-42-.283	1982	Ramirez	10-52-.278
1925	Bancroft	2-49-.319	1953	Logan	11-73-.273	1983	Ramirez	7-58-.297
1926	Bancroft	1-44-.311	1954	Logan	8-66-.275	1984	Ramirez	2-48-.266
1927	Bancroft	1-31-.243	1955	Logan	13-83-.297	1985	Ramirez	5-58-.248
1928	Farrell	3-43-.215	1956	Logan	15-46-.281	1986	Ramirez	8-33-.240
			1957	Logan	10-49-.273	1987	Thomas	5-39-.231
			1958	Logan	11-53-.226			

LEFT FIELD								
YEAR	NAME	HR-RBI-AVG						
1901	Cooley	0-27-.258	1929	Harper	10-68-.291	1959	Covington	7-45-.279
1902	Cooley	0-58-.296	1930	Berger	38-119-.310	1960	Covington	10-35-.249
1903	Cooley	1-70-.289	1931	Worthington	4-44-.291	1961	Thomas	25-67-.284
1904	Cooley	5-70-.272	1932	Worthington	8-61-.303	1962	Maye	10-41-.244
1905	Delahanty	5-55-.258	1933	Lee	1-28-.221	1963	Maye	11-34-.271
1906	Howard	1-54-.261	1934	Lee	8-79-.282	1964	Carty	22-88-.330
1907	Randall	0-15-.213	1935	Lee	0-39-.303	1965	Alou	23-78-.297
1908	Bates	1-29-.258	1936	Lee	3-64-.253	1966	Carty	15-76-.326
1909	Thomas	0-11-.263	1937	Garms	2-37-.259	1967	Carty	15-64-.255
1910	Collins	3-40-.241	1938	West	10-63-.234	1968	Lum	3-21-.224
1911	Kaiser	2-15-.203	1939	West	19-82-.285	1969	Gonzales	10-50-.294
1912	Jackson	4-48-.262	1940	Ross	17-89-.281	1970	Carty	25-101-.366
1913	Connolly	5-57-.281	1941	West	12-68-.277	1971	Garr	9-44-.343
1914	Connolly	9-65-.306	1942	Ross	5-19-.195	1972	Garr	6-31-.278
1915	Connolly	0-23-.298	1943	Nieman	7-46-.251	1973	Garr	11-55-.299
1916	Magee	3-54-.241	1944	Nieman	16-65-.265	1974	Garr	11-54-.343
1917	Kelly	3-36-.222	1945	Nieman	14-56-.247	1975	Garr	6-31-.278
1918	Massey	0-18-.291	1946	Rowell	3-31-.280	1976	Wynn	17-66-.207
1919	Cruise	8-55-.346	1947	Rowell	5-40-.276	1977	Burroughs	41-114-.271
1920	Mann	3-32-.276	1948	Heath	20-76-.319	1978	Burroughs	23-77-.301
1921	Cruise	8-55-.346	1949	Rickert	6-49-.292	1979	Matthews	27-90-.304
1922	Nixon	2-22-.264	1950	Gordon	27-103-.304	1980	Matthews	19-75-.278
1923	Felix	6-44-.273	1951	Gordon	29-109-.287	1981	Linares	5-25-.265
1924	Cunningham	1-40-.272	1952	Gordon	25-75-.289	1982	Butler	0-7-.217
1925	Neis	5-45-.285	1953	Gordon	19-75-.274	1983	Butler	5-37-.281
1926	Brown	2-84-.328	1954	Aaron	13-69-.280	1984	Perry	7-47-.265
1927	Brown	2-75-.306	1955	Thomson	12-56-.257	1985	Harper	17-72-.264
1928	Brown	2-59-.268	1956	Thomson	20-74-.235	1986	Griffey	12-32-.308
			1957	Covington	21-65-.284	1987	Griffey	14-64-.286
			1958	Covington	24-74-.330			



REGULARS BY POSITION

CATCHER					
YEAR	NAME	HR-RBI-AVG			
1901	Kittredge	2-40-.252	1929	Spohrer	2-48-.272
1902	Kittredge	2-30-.233	1930	Spohrer	2-37-.317
1903	Moran	7-54-.262	1931	Spohrer	0-27-.240
1904	Needham	4-19-.258	1932	Spohrer	0-33-.269
1905	Moran	2-22-.240	1933	Hogan	3-30-.253
1906	Needham	1-12-.189	1934	Spohrer	0-17-.223
1907	Needham	1-19-.196	1935	Spohrer	1-16-.242
1908	Bowerman	1-25-.228	1936	Lopez	8-50-.242
1909	Graham	0-17-.240	1937	Lopez	3-38-.204
1910	Graham	0-21-.282	1938	Mueller	4-35-.237
1911	Kling	2-24-.224	1939	Lopez	8-49-.252
1912	Kling	2-30-.317	1940	Berres	0-14-.192
1913	Rariden	2-30-.286	1941	Berres	1-19-.201
1914	Gowdy	3-46-.243	1942	Lombardi	11-46-.330
1915	Gowdy	2-30-.247	1943	Masi	2-28-.273
1916	Gowdy	1-34-.252	1944	Masi	3-23-.275
1917	Tragesser	0-25-.222	1945	Masi	7-46-.272
1918	Wilson	0-19-.246	1946	Masi	3-62-.264
1919	Gowdy	1-22-.279	1947	Masi	9-50-.304
1920	O'Neill	0-28-.283	1948	Masi	5-44-.253
1921	O'Neill	2-29-.249	1949	Salkeld	5-25-.255
1922	O'Neill	0-26-.223	1950	Cooper	14-60-.329
1923	O'Neill	0-20-.212	1951	Cooper	18-59-.313
1924	O'Neill	0-22-.246	1952	Cooper	10-55-.235
1925	Gibson	2-50-.278	1953	Crandall	15-51-.272
1926	Taylor	0-42-.255	1954	Crandall	21-64-.242
1927	Hogan	3-32-.208	1955	Crandall	26-62-.236
1928	Taylor	2-30-.251	1956	Crandall	16-48-.238
			1957	Crandall	15-46-.253
			1958	Crandall	18-63-.272
			1959	Crandall	21-72-.257
			1960	Crandall	19-77-.294
			1961	Torre	10-42-.278
			1962	Crandall	8-45-.297
			1963	Torre	14-71-.293
			1964	Torre	20-109-.321
			1965	Torre	27-80-.281
			1966	Torre	36-101-.315
			1967	Torre	20-68-.277
			1968	Torre	10-55-.271
			1969	Didier	0-32-.256
			1970	Tillman	11-30-.238
			1971	Williams	33-87-.260
			1972	Williams	28-87-.258
			1973	Oates	4-27-.248
			1974	Oates	1-21-.223
			1975	Correll	11-39-.215
			1976	Correll	5-16-.225
			1977	Pocoroba	8-44-.290
			1978	Pocoroba	6-34-.242
			1979	Benedict	0-15-.225
			1980	Benedict	2-34-.253
			1981	Benedict	5-35-.264
			1982	Benedict	3-44-.246
			1983	Benedict	2-43-.298
			1984	Benedict	4-25-.223
			1985	Cerone	3-25-.216
			1986	Virgil	15-48-.223
			1987	Virgil	27-72-.247

FIRST BASE					
YEAR	NAME	HR-RBI-AVG			
1901	Tenney	1-22-.278	1929	Sisler	2-79-.326
1902	Tenney	2-30-.314	1930	Sisler	3-67-.309
1903	Tenney	3-41-.313	1931	Sheeley	1-77-.273
1904	Tenney	1-37-.270	1932	Shires	5-30-.238
1905	Tenney	0-28-.288	1933	Jordan	4-46-.286
1906	Tenney	1-28-.283	1934	Jordan	2-58-.311
1907	Tenney	0-26-.273	1935	Jordan	5-35-.279
1908	McGann	2-55-.240	1936	Jordan	3-66-.323
1909	Stern	0-11-.208	1937	Fletcher	1-38-.247
1910	Sharpe	0-29-.239	1938	Fletcher	6-49-.272
1911	Tenney	1-36-.263	1939	Hassett	2-60-.308
1912	Houser	8-52-.286	1940	Hassett	0-27-.234
1913	Myers	2-50-.273	1941	Hassett	1-33-.296
1914	Schmidt	1-71-.285	1942	West	16-56-.254
1915	Schmidt	2-60-.251	1943	McCarthy	2-33-.304
1916	Konetchy	3-70-.260	1944	Etchison	8-33-.214
1917	Konetchy	2-54-.272	1945	Shupe	0-15-.269
1918	Konetchy	2-56-.236	1946	Sanders	6-35-.243
1919	Holke	0-48-.292	1947	Torgeson	16-78-.281
1920	Holke	3-64-.294	1948	Torgeson	10-67-.253
1921	Holke	3-63-.261	1949	Fletcher	11-51-.262
1922	Holke	0-46-.291	1950	Torgeson	23-87-.290
1923	McInnis	2-95-.315	1951	Torgeson	24-92-.263
1924	McInnis	1-59-.291	1952	Torgeson	5-34-.230
1925	Burrus	5-87-.340	1953	Adcock	18-80-.285
1926	Burrus	3-61-.270	1954	Adcock	23-87-.308
1927	Fournier	10-53-.283	1955	Crowe	15-55-.281
1928	Sisler	4-68-.340	1956	Adcock	38-103-.291
			1957	Torre	5-40-.272
			1958	Torre	6-55-.309
			1959	Adcock	25-76-.292
			1960	Adcock	25-91-.298
			1961	Adcock	35-108-.285
			1962	Adcock	29-78-.248
			1963	Oliver	11-47-.250
			1964	Oliver	13-49-.276
			1965	Oliver	21-58-.270
			1966	Alou	31-74-.327
			1967	Alou	15-43-.274
			1968	Johnson	8-33-.208
			1969	Cepeda	22-88-.257
			1970	Cepeda	34-111-.305
			1971	Aaron	47-118-.327
			1972	Aaron	34-77-.267
			1973	Lum	16-82-.294
			1974	Johnson	15-62-.251
			1975	Williams	11-50-.240
			1976	Montanez	9-64-.321
			1977	Montanez	20-68-.287
			1978	Murphy	23-79-.226
			1979	Murphy	21-57-.276
			1980	Chambliss	18-72-.282
			1981	Chambliss	8-51-.272
			1982	Chambliss	20-86-.270
			1983	Chambliss	20-78-.280
			1984	Chambliss	9-44-.257
			1985	Horner	27-89-.267
			1986	Horner	27-87-.273
			1987	Perry	12-74-.270

REGULARS BY POSITION



SECOND BASE								
YEAR	NAME	HR-RBI-AVG						
1901	Demontreville	5-72-.305	1929	Maguire	0-41-.252	1959	Mantilla	3-19-.250
1902	Demontreville	0-53-.269	1930	Maguire	0-52-.267	1960	Cottier	3-19-.227
1903	Abbatichio	1-46-.227	1931	Maguire	0-26-.228	1961	Bolling	15-56-.262
1904	Raymer	1-28-.210	1932	Maranville	0-37-.235	1962	Bolling	9-43-.271
1905	Raymer	0-31-.211	1933	Maranville	0-38-.218	1963	Bolling	5-43-.244
1906	Strobel	1-24-.202	1934	McManus	8-47-.276	1964	Bolling	5-34-.199
1907	Ritchey	2-51-.255	1935	Mallon	2-25-.274	1965	Bolling	7-50-.264
1908	Ritchey	2-36-.273	1936	Cuccinello	7-86-.308	1966	Woodward	0-43-.264
1909	Shean	1-29-.247	1937	Cuccinello	11-80-.271	1967	Woodward	0-25-.226
1910	Shean	3-36-.273	1938	Cuccinello	9-76-.265	1968	Millan	1-33-.289
1911	Sweeney	3-63-.314	1939	Cuccinello	2-40-.306	1969	Millan	6-57-.267
1912	Sweeney	1-100-.344	1940	Rowell	3-58-.305	1970	Millan	2-37-.310
1913	Sweeney	0-47-.257	1941	Rowell	7-60-.207	1971	Millan	2-45-.289
1914	Evers	1-40-.279	1942	Sisti	4-35-.211	1972	Millan	1-38-.257
1915	Evers	1-22-.263	1943	Ryan	1-24-.212	1973	Johnson	43-99-.270
1916	Evers	0-15-.216	1944	Ryan	4-25-.295	1974	Perez	2-34-.260
1917	Rawlings	2-31-.256	1945	Wietelmann	4-33-.271	1975	Perez	2-34-.275
1918	Herzog	0-26-.228	1946	Ryan	1-48-.241	1976	Gilbreath	1-32-.251
1919	Herzog	1-25-.228	1947	Ryan	5-69-.265	1977	Gilbreath	8-43-.243
1920	Pick	2-28-.274	1948	Stanky	2-29-.320	1978	Royster	2-35-.259
1921	Ford	2-61-.279	1949	Stanky	1-42-.285	1979	Hubbard	3-29-.231
1922	Kopf	1-37-.266	1950	Hartsfield	7-24-.277	1980	Hubbard	9-43-.248
1923	Ford	2-50-.271	1951	Hartsfield	6-31-.271	1981	Hubbard	6-33-.235
1924	Tierney	6-58-.259	1952	Dittmer	7-41-.193	1982	Hubbard	9-59-.248
1925	Gautreau	0-23-.262	1953	Dittmer	9-63-.266	1983	Hubbard	12-70-.263
1926	Gautreau	0-8-.267	1954	O'Connell	2-37-.279	1984	Hubbard	9-43-.234
1927	Gautreau	0-20-.246	1955	O'Connell	6-40-.225	1985	Hubbard	5-39-.232
1928	Hornsby	21-94-.387	1956	O'Connell	2-42-.239	1986	Hubbard	4-36-.230
			1957	Schoendienst	6-32-.310	1987	Hubbard	5-38-.264
			1958	Schoendienst	1-24-.262			

THIRD BASE								
YEAR	NAME	HR-RBI-AVG						
1901	Lowe	3-47-.255	1929	Bell	9-72-.298	1959	Mathews	46-114-.306
1902	Gremminger	1-65-.257	1930	Chatham	5-56-.267	1960	Mathews	39-124-.277
1903	Gremminger	5-56-.264	1931	Urbanski	0-17-.238	1961	Mathews	32-91-.306
1904	Delahanty	3-60-.285	1932	Knothe	1-36-.238	1962	Mathews	29-90-.265
1905	Wolverton	2-55-.225	1933	Whitney	8-49-.246	1963	Mathews	23-84-.263
1906	Brain	5-45-.250	1934	Whitney	12-79-.259	1964	Mathews	23-74-.233
1907	Brain	0-56-.279	1935	Whitney	4-60-.273	1965	Mathews	32-95-.251
1908	Sweeney	0-40-.244	1936	Coscarart	2-44-.245	1966	Mathews	16-53-.250
1909	Sweeney	1-36-.243	1937	English	2-37-.290	1967	Boyer	26-90-.245
1910	Herzog	3-32-.250	1938	Stripp	1-19-.275	1968	Boyer	4-17-.227
1911	Ingerton	5-61-.250	1939	Majeski	7-54-.272	1969	Boyer	14-57-.250
1912	McDonald	2-34-.259	1940	Sisti	6-34-.251	1970	Boyer	16-62-.246
1913	Devlin	2-48-.247	1941	Sisti	1-45-.259	1971	Evans	12-38-.242
1914	Deal	0-23-.210	1942	Fernandez	6-55-.255	1972	Evans	19-71-.254
1915	Smith	2-65-.264	1943	Joost	2-20-.185	1973	Evans	41-104-.281
1916	Smith	3-60-.259	1944	Phillips	1-53-.258	1974	Evans	25-79-.240
1917	Smith	2-62-.295	1945	Workman	25-87-.274	1975	Evans	22-73-.243
1918	Smith	2-65-.298	1946	Fernandez	2-42-.255	1976	Royster	5-45-.248
1919	Boeckel	1-26-.249	1947	Elliott	22-113-.317	1977	Moore	5-34-.260
1920	Boeckel	3-62-.268	1948	Elliott	23-100-.283	1978	Horner	23-63-.266
1921	Boeckel	10-84-.313	1949	Elliott	17-76-.280	1979	Horner	33-98-.314
1922	Boeckel	6-47-.289	1950	Elliott	24-107-.305	1980	Horner	35-89-.268
1923	Boeckel	7-79-.298	1951	Elliott	15-70-.285	1981	Horner	15-42-.277
1924	Padgett	1-46-.255	1952	Mathews	25-58-.242	1982	Horner	32-97-.261
1925	Marriott	1-40-.268	1953	Mathews	47-135-.302	1983	Horner	20-68-.303
1926	High	2-66-.296	1954	Mathews	40-103-.290	1984	Johnson	5-30-.279
1927	High	4-46-.302	1955	Mathews	41-101-.289	1985	Oberkfell	3-35-.272
1928	Bell	10-91-.277	1956	Mathews	37-95-.272	1986	Oberkfell	5-48-.270
			1957	Mathews	32-94-.292	1987	Oberkfell	3-48-.280
			1958	Mathews	31-77-.251			



WINNINGEST BRAVES YEAR-BY-YEAR

Where ties existed, only one pitcher is shown, rated according to ERA.

Year	Pitcher	Won	Lost	ERA	Year	Pitcher	Won	Lost	ERA
1876	Jack Manning	18	5	2.14	1932	Ed Brandt	16	16	3.97
1877	Tommy Bond	40	17	2.11	1933	Ben Cantwell	20	10	2.62
1878	Tommy Bond	40	19	2.06	1934	Fred Frankhouse	17	9	3.20
1879	Tommy Bond	43	19	1.96	1935	Fred Frankhouse	11	15	4.76
1880	Tommy Bond	26	29	2.67	1936	Danny MacFayden	17	13	2.87
1881	Jim Whitney	31	33	2.48	1937	Jim Turner	20	11	2.38
1882	Jim Whitney	24	21	2.64	1938	Danny MacFayden	14	9	2.95
1883	Jim Whitney	37	21	2.24	1939	Bill Posedel	15	13	3.92
1884	Charlie Buffinton	48	16	2.15	1940	Dick Erickson	12	13	3.16
1885	Charlie Buffinton	22	27	2.88	1941	Jim Tobin	12	12	3.10
1886	Old Hoss Radbourn	27	31	3.00	1942	Al Javery	12	16	3.03
1887	Old Hoss Radbourn	24	23	4.55	1943	Al Javery	17	16	3.21
1888	John Clarkson	33	20	2.76	1944	Jim Tobin	18	19	3.01
1889	John Clarkson	49	19	2.73	1945	Jim Tobin	9	14	3.84
1890	Kid Nichols	27	19	2.21	1946	Johnny Sain	20	14	2.21
1891	John Clarkson	33	19	2.79	1947	Warren Spahn	21	10	2.33
1892	Kid Nichols	35	16	2.83	1948	Johnny Sain	24	15	2.60
1893	Kid Nichols	34	14	3.52	1949	Warren Spahn	21	14	3.07
1894	Kid Nichols	32	13	4.75	1950	Warren Spahn	21	17	3.16
1895	Kid Nichols	26	16	3.41	1951	Warren Spahn	22	14	2.98
1896	Kid Nichols	30	14	2.83	1952	Warren Spahn	14	19	2.98
1897	Kid Nichols	31	11	2.64	1953	Warren Spahn	23	7	2.10
1898	Kid Nichols	32	12	2.13	1954	Warren Spahn	21	12	3.14
1899	Vic Willis	27	8	2.50	1955	Warren Spahn	17	14	3.26
1900	Bill Dinneen	20	14	3.12	1956	Warren Spahn	20	11	2.78
1901	Vic Willis	20	17	2.36	1957	Warren Spahn	21	11	2.69
1902	Vic Willis	27	20	2.20	1958	Warren Spahn	22	11	3.07
1903	Togie Pittinger	19	23	3.48	1959	Warren Spahn	21	15	2.96
1904	Vic Willis	18	25	2.85	1960	Warren Spahn	21	10	3.50
1905	Irv Young	20	21	2.90	1961	Warren Spahn	21	13	3.02
1906	Irv Young	16	25	2.94	1962	Warren Spahn	18	14	3.04
1907	Patsy Flaherty	12	15	2.70	1963	Warren Spahn	23	7	2.60
1908	Vive Lindaman	12	15	2.36	1964	Tony Cloninger	19	14	3.56
1909	Al Mattern	16	20	2.85	1965	Tony Cloninger	24	11	3.29
1910	Al Mattern	15	19	2.98	1966	Ken Johnson	14	8	3.30
1911	Buster Brown	7	18	4.29	1967	Pat Jarvis	15	10	3.66
1912	Hub Perdue	13	16	3.80	1968	Pat Jarvis	16	12	2.60
1913	Lefty Tyler	16	17	2.79	1969	Phil Niekro	23	13	2.57
1914	Dick Rudolph	27	10	2.35	1970	Pat Jarvis	16	16	3.61
1915	Dick Rudolph	21	19	2.37	1971	Phil Niekro	15	14	2.99
1916	Dick Rudolph	19	12	2.16	1972	Phil Niekro	16	12	3.06
1917	Art Nehf	16	8	2.16	1973	Carl Morton	15	10	3.41
1918	Art Nehf	15	15	2.69	1974	Phil Niekro	20	13	2.38
1919	Dick Rudolph	13	18	2.17	1975	Carl Morton	17	16	3.50
1920	Joe Oeschger	15	13	3.46	1976	Phil Niekro	17	11	3.29
1921	Joe Oeschger	20	14	3.52	1977	Phil Niekro	16	20	4.04
1922	Frank Miller	11	13	3.51	1978	Phil Niekro	19	18	2.88
1923	Joe Genewich	13	14	3.72	1979	Phil Niekro	21	20	3.39
1924	Jesse Barnes	15	20	3.23	1980	Phil Niekro	15	18	3.63
1925	Larry Benton	14	7	3.09	1981	Rick Camp	9	3	1.78
1926	Larry Benton	14	14	3.85	1982	Phil Niekro	17	4	3.61
1927	Joe Genewich	11	8	3.87	1983	Craig McMurtry	15	9	3.08
1928	Bob Smith	13	17	3.83	1984	Pascual Perez	14	8	3.74
1929	Socks Siebold	12	17	4.73	1985	Rick Mahler	17	15	3.48
1930	Socks Siebold	15	16	4.12	1986	Rick Mahler	14	18	4.88
1931	Ed Brandt	18	11	2.92	1987	Zane Smith	15	10	4.09

BRAVES LEAGUE LEADERS



BRAVES WHO LED LEAGUE IN BATTING

Batting Average			Runs Batted In		
1877	Deacon White	.387	1877	Deacon White	49
1889	Dan Brouthers	.373	1879	John O'Rourke	62
1894	Hugh Duffy	.440	1894	Hugh Duffy	145
1928	Rogers Honsby	.387	1935	Wally Berger	130
1942	Ernie Lombardi	.330	1957	Henry Aaron	132
1956	Henry Aaron	.328	1960	Henry Aaron	126
1959	Henry Aaron	.355	1963	Henry Aaron	130
1970	Rico Carty	.366	1966	Henry Aaron	127
1974	Ralph Garr	.353	1982	Dale Murphy (tied)	109
			1983	Dale Murphy	121
Home Runs			Hits		
1879	Charley Jones	9	1877	Deacon White	13
1880	John O'Rourke	6	1894	Hugh Duffy	237
1894	Hugh Duffy	18	1911	Roy Miller	192
1897	Hugh Duffy	11	1926	Ed Brown	201
1898	Jim Collins	15	1945	Tommy Holmes	224
1900	Herman Long	12	1947	Tommy Holmes	191
1907	David Brain	10	1956	Henry Aaron	204
1935	Wally Berger	34	1957	Red Schoendienst	200
1945	Tommy Holmes	28	1959	Henry Aaron	223
1953	Eddie Mathews	47	1966	Felipe Alou	218
1957	Henry Aaron	44	1968	Felipe Alou (tied)	210
1959	Eddie Mathews	46	1974	Ralph Garr	214
1963	Henry Aaron (tied)	44			
1966	Henry Aaron	44			
1967	Henry Aaron	39			
1984	Dale Murphy (tied)	36			
1985	Dale Murphy	37			

BRAVES WHO LED LEAGUE IN PITCHING

Victories			Earned Run Average		
1877	Tommy Bond	40	1879	Tommy Bond	1.96
1878	Tommy Bond	40	1899	John Clarkson	2.73
1888	John Clarkson	33	1937	Jim Turner	2.38
1889	John Clarkson	49	1947	Warren Spahn	2.33
1897	Kid Nichols	31	1951	Chet Nichols	2.88
1898	Kid Nichols	32	1953	Warren Spahn	2.10
1914	Dick Rudolph (tied)	27	1956	Lou Burdette	2.71
1948	Johnny Sain	24	1961	Warren Spahn	3.01
1949	Warren Spahn	21	1967	Phil Niekro	1.87
1950	Warren Spahn	20	1974	Buzz Capra	2.28
1953	Warren Spahn (tied)	23			
1957	Warren Spahn	21	Strikeouts		
1958	Warren Spahn (tied)	22	1877	Tommy Bond	170
1959	Warren Spahn (tied)	21	1878	Tommy Bond	182
1960	Warren Spahn (tied)	21	1883	Jim Whitney	345
1961	Warren Spahn (tied)	21	1889	John Clarkson	284
1974	Phil Niekro (tied)	20	1902	Vic Willis	225
1979	Phil Niekro (tied)	21	1949	Warren Spahn	151
			1950	Warren Spahn	191
			1951	Warren Spahn (tied)	164
			1952	Warren Spahn	183
			1977	Phil Niekro	262



FRANCHISE TOP FIVE

FRANCHISE TOP FIVE IN BATTING DEPARTMENTS

GAMES		AT-BATS		RUNS	
Aaron	3076	Aaron	11,628	Aaron	2107
Mathews	2223	Mathews	8049	Mathews	1452
Maranville	1795	Long	6767	Long	1297
Tenney	1715	Maranville	6724	Tenney	1127
Long	1642	Tenney	6629	Duffy	968
HITS		TOTAL BASES		DOUBLES	
Aaron	3600	Aaron	6591	Aaron	600
Mathews	2201	Mathews	4158	Mathews	338
Tenney	2002	Murphy	2792	Holmes	291
Long	1911	Long	2630	Long	277
Maranville	1696	Tenney	2440	Berger	248
TRIPLES		HOME RUNS		EXTRA BASE HITS	
Maranville	103	Aaron	733	Aaron	1429
Aaron	96	Mathews	493	Mathews	901
Long	89	Murphy	310	Murphy	584
Bruton	79	Adcock	239	Berger	499
Tenney	77	Horner	217	Adcock	458
RUNS BATTED IN		BAT. AVG. (MIN. 4000 At-Bats)		SLUG. PCT. (MIN. 4000 At-Bats)	
Aaron	2202	Duffy	.336	Aaron	.567
Mathews	1388	Aaron	.310	Berger	.533
Long	961	Berger	.304	Mathews	.517
Murphy	927	Holmes	.303	Adcock	.511
Duffy	926	Tenney	.302	Gordon/Murphy	.500

FRANCHISE TOP FIVE IN PITCHING DEPARTMENTS

Wins	Games	Shutouts
1. Warren Spahn ... 356	1. Warren Spahn .. 714	1. Warren Spahn 63
2. Kid Nichols 328	2. Phil Niekro 689	2. Kid Nichols 44
3. Phil Niekro 268	3. Gene Garber ... 558	3. Phil Niekro 43
4. Lew Burdette 179	4. Kid Nichols 543	4. Tommy Bond 30
5. Vic Willis 149	5. Lew Burdette ... 468	Lew Burdette 30
Tommy Bond 149		
Saves	Innings Pitched	Strikeouts
1. Gene Garber 141	1. Warren Spahn . 5,046	1. Phil Niekro 2,855
2. Cecil Upshaw 78	2. Kid Nichols ... 4,570	2. Warren Spahn . 2,493
3. Rick Camp 57	3. Phil Niekro ... 4,532	3. Kid Nichols ... 1,684
4. Steve Bedrosian .. 41	4. Lew Burdette .. 2,639	4. Vic Willis 1,161
5. Tom House 28	5. Vic Willis 2,575	5. Jim Whitney .. 1,157



ONE-SEASON LEADERS BY POSITION

	Highest Batting Average	Most Home Runs	Most Runs Batted In
Catcher	Ernie Lombardi .330 1942	Joe Torre 36 1966	Joe Torre 109 1964
First Base	Dan Brouthers .373 1889	Joe Adcock 38 1956	Dan Brouthers 118 1889
Second Base	Rogers Hornsby .387 1928	Davey Johnson 43 1973	Bobby Lowe 115 1894
Third Base	Jimmy Collins .346 1897	Eddie Mathews 47 1953	Eddie Mathews 135 1894
Shortstop	Herman Long .343 1896	Denis Menke 20 1964	Herman Long 100 1896, 1899
Left Field	Rico Carty .366 1970	Henry Aaron 40 1973	Hugh Duffy 129 1897
Centerfield	Hugh Duffy .440 1894	Henry Aaron 45 1962	Hugh Duffy 145 1894
Right Field	Henry Aaron .355 1959	Henry Aaron 47 1971	Henry Aaron 132 1957

HIGHEST FIELDING AVERAGE; SEASON, 100 OR MORE GAMES

BOSTON

FIRST BASEMAN:	Walter L. Holke	1921	.997
SECOND BASEMAN:	Edward R. Stanky	1949	.979
THIRD BASEMAN:	Arthur C. Whitney	1934	.968
SHORTSTOP:	Edward R. Miller	1942	.983
OUTFIELDER:	Wm. W. Marshall	1951	1.000
CATCHER:	Raymond P. Berres	1941	.995
PITCHER:	James R. Turner	1938	1.000

MILWAUKEE

FIRST BASEMAN:	Joseph W. Adcock	1962	.997
SECOND BASEMAN:	Frank E. Bolling	1962	.989
THIRD BASEMAN:	Edwin L. Mathews	1963	.968
SHORTSTOP:	Wm. F. Woodward	1965	.977
OUTFIELDER:	Wm. F. Bruton	1959	.991
CATCHER:	Del Crandall	1956	.996
PITCHER:	Warren Spahn	1957	1.000

ATLANTA

FIRST BASEMAN:	Chris Chambliss	1981	.997
SECOND BASEMAN:	Glenn Hubbard	1984	.988
THIRD BASEMAN:	Ken Oberkfell	1987	.979
SHORTSTOP:	Luis Gomez	1980	.968
OUTFIELDER:	Dion James	1987	.996
CATCHER:	Robert Didier	1969	.994
*PITCHER:	Phil Niekro	1977	1.000
	David Palmer	1986	1.000

*minimum 50 tc



NOTABLE PITCHING PERFORMANCES

NO-HIT GAMES

1892 — Jack Stivetts vs. Brooklyn, Aug. 6, 10-0	1954 — Jim Wilson vs. Philadelphia, June 12, 2-0
1899 — Vic Willis vs. Washington, Aug. 7, 7-1	1960 — Lew Burdette vs. Philadelphia, Aug. 18, night, 1-0; Warren Spahn vs. Philadelphia, Sept. 16, night, 4-0
1907 — Frank Pfeffer vs. Cincinnati, May 8, 6-0	1961 — Warren Spahn vs. San Francisco, Apr. 28, night, 1-0
1914 — George Savis vs. Philadelphia, Sept. 9, 2nd game, 7-0	1973 — Phil Niekro vs. San Diego, Aug. 5, 9-0
1916 — Tom Hughes vs. Pittsburgh, June 16, 2-0	
1944 — Jim Tobin vs. Brooklyn, Apr. 27, 2-0	
1950 — Vern Bickford vs. Brooklyn, Aug. 11, night, 7-0	

WINNINGEST BRAVES PITCHERS

Righthanders			Lefthanders		
	Won-Lost	Pct.		Won-Lost	Pct.
1. Kid Nichols, 1880-1901	330-183	.643	1. Warren Spahn, 1942-64	356-229	.618
2. Phil Niekro, 1964-83	268-230	.538	2. Ed Brandt, 1928-35	94-119	.441
3. Lew Burdette, 1951-63	179-120	.599	3. George Tyler, 1910-17	92- 94	.495
4. Tommy Bond, 1877-81	149- 87	.631	4. Fred Klododanz, 1896-1902	53- 25	.679
5. Vic Willis, 1898-1905	149-147	.503	5. Art Nehf, 1915-19	52- 41	.559

12 or More Consecutive Victories

1894 — Charlie Buffinton, 13

1914 — Dick Rudolph, 12

NO-HIT GAMES AGAINST BRAVES

1880—Larry Corcoran, Chicago, Aug. 19 at Chicago, 6-0
1898—Jim Hughes, Baltimore, Apr. 22 at Baltimore, 8-0 Red Donahue, Philadelphia, July 8 at Philadelphia, 5-0
1908—Nap Rucker, Brooklyn, Sept. 5 at Brooklyn, 2nd game, 6-0
1924—Jesse Hanes, St. Louis, July 17 at St. Louis, 5-0
1938—Johnny Vander Meer, Cincinnati, June 11 at Cincinnati, 3-0
1944—Clyde Shoun, Cincinnati, May 15 at Cincinnati, 1-0
1946—Ed Head, Brooklyn, Apr. 23 at Brooklyn, 5-0
1947—Ewell Blackwell, Cincinnati, June 18 at Cincinnati, night, 6-0
1951—Cliff Chambers, Pittsburgh, May 6 at Boston, 2nd game, 3-0
1967—Don Wilson, Houston, June 18 at Houston, 2-0
1969—Ken Holtzman, Chicago, Aug. 19 at Chicago, 3-0
1976—John Montefusco, San Francisco, Sept. 29 at Atlanta, 9-0
1979—Ken Forsch, Houston, April 7 at Houston, 6-0

14 OR MORE STRIKEOUTS, GAME, AT STADIUM

	IP	H	R	ER	B	SO	Score
Aug. 14, 1966 — Lemaster, Atlanta vs. Philadelphia	9	5	1	1	3	14	7-1



THREE HOME RUNS IN A GAME

- June 2, 1928 — Les Bell
- July 6, 1934 — Hal Le
- May 25, 1935 — Babe Ruth
- May 13, 1942 — Jim Tobin
- Sept. 27, 1952 — Eddie Mathews
- Aug. 30, 1953 — Jim Pendleton
- June 21, 1959 — Henry Aaron
- July 30, 1966 — Gene Oliver
- July 30, 1969 — Bob Tillman
- May 31, 1970 — Rico Carty
- July 26, 1970 — Orlando Cepeda
- July 3, 1970 — Mike Lum
- May 18, 1979 — Dale Murphy
- July 22, 1986 — Ken Griffey

FOUR HOME RUNS IN A GAME

- May 30, 1894 — Bobby Lowe
- July 31, 1954 — Joe Adcock
- July 6, 1986 — Bob Horner

BRAVES WHO HAVE HIT FOR THE CYCLE

- Duff Cooley, June 20, 1904 vs. Philadelphia
- John Bates, April 26, 1907 vs. Brooklyn
- William Collins, October 6, 1910 vs. Philadelphia
- Albert Hall, September 23, 1987 vs. Houston

200-HIT CLUB

A member of the Braves' franchise has collected 200 or more hits in one season 17 times. Here is a listing of that club:

1893	Hugh Duffy	203	1959	Henry Aaron	223
1894	Hugh Duffy	237	1963	Henry Aaron	201
1912	John Sweeney	204	1966	Felipe Alou	218
1925	Dick Burrus	200	1968	Felipe Alou	210
1926	Ed Brown	201	1971	Ralph Garr	219
1928	Lance Richbourg	206	1973	Ralph Garr	200
1945	Tommy Holmes	224	1974	Ralph Garr	214
1956	Henry Aaron	200	1976	Willie Montanez	206
1957	Red Schoendienst	200			



BRAVES ALL-STAR GAME SELECTIONS

- 1933—Wally Berger, of
1934—Wally Berger, of; Fred Frankhouse, p
1935—Wally Berger, of
1936—Wally Berger, of
1937—Gene Moore, of
1938—Tony Cuccinello, 2b; Jim Turner, p
1939—Lou Fette, p
1940—Max West, of
1941—Eddie Miller, ss
1942—Ernie Lombardi, c; Eddie Miller, ss
1943—Al Javery, p
1944—Nate Andrews, p; Al Javery, p; Connie Ryan, 2b
1945—No game
1946—Mort Cooper, p; Johnny Hopp, of; Phil Masi, c
1947—Bob Elliott, 3b; Phil Masi, c; Johnny Sain, p; Warren Spahn, p
1948—Bob Elliott, 3b; Tommy Holmes, of; Phil Masi, c; Johnny Sain, p;
Eddie Stanky, 2b
1949—Vern Bickford, p; Warren Spahn, p
1950—Walker Cooper, c; Warren Spahn, p
1951—Bob Elliott, 3b; Warren Spahn, p
1952—Warren Spahn, p
1953—Del Crandall, c; Eddie Mathews, 3b; Warren Spahn, p
1954—Gene Conley, p; Jim Wilson, p; Del Crandall, c; Warren Spahn, p
1955—Henry Aaron, of; Gene Conley, p; Del Crandall, c; Johnny Logan, ss;
Eddie Mathews, 3b
1956—Henry Aaron, of; Del Crandall, c; Eddie Mathews, 3b; Warren Spahn, p
1957—Henry Aaron, of; Lou Burdette, p; Johnny Logan, ss; Eddie Mathews, 3b;
Red Schoendienst, 2b; Warren Spahn, p
1958—Henry Aaron, of; Del Crandall, c; Johnny Logan, ss; Eddie Mathews, 3b;
Don McMahon, p; Warren Spahn, p
1959—Henry Aaron, of; Lou Burdette, p; Del Crandall, c; Eddie Mathews, 3b;
Warren Spahn, p; Second game addition—Johnny Logan, ss
1960—Henry Aaron, of; Joe Adcock, 1b; Bob Buhl, p; Del Crandall, c;
Eddie Mathews, 3b
1961—Henry Aaron, of; Frank Bolling, 2b; Eddie Mathews, 3b; Warren Spahn, p
1962—Henry Aaron, of; Frank Bolling, 2b; Del Crandall, c; Bob Shaw, p; Warren
Spahn, p; Second game additions—Henry Aaron, of (missed first game,
injury); Eddie Mathews, 3b
1963—Henry Aaron, of; Warren Spahn, p; Joe Torre, c
1964—Henry Aaron, of; Joe Torre, c
1965—Henry Aaron, of; Joe Torre, c
1966—Henry Aaron, of; Felipe Alou, 1b; Joe Torre, c
1967—Henry Aaron, of; Joe Torre, c; Denver Lemaster, p
1968—Henry Aaron, of; Felipe Alou, of; Ron Reed, p
1969—Henry Aaron, of; Felix Millan, 2b; Phil Niekro, p
1970—Henry Aaron, of; Rico Carty, of; Hoyt Wilhelm, p
1971—Henry Aaron, of; Felix Millan, 2b
1972—Henry Aaron, of
1973—Henry Aaron, of; Darrell Evans, 3b; Davey Johnson, 2b
1974—Henry Aaron, of; Ralph Garr, of; Buzz Capra, p
1975—Phil Niekro, p
1976—Dick Ruthven, p
1977—Willie Montanez, 1b
1978—Jeff Burroughs, of; Phil Niekro, p; Biff Pocoroba, c
1979—Gary Matthews, of
1980—Dale Murphy, of
1981—Bruce Benedict, c
1982—Bob Horner, 3b; Dale Murphy, of; Phil Niekro, p
1983—Bruce Benedict, c; Glenn Hubbard, 2b; Dale Murphy, of; Pascual Perez, p
1984—Dale Murphy, of; Rafael Ramirez, ss; Claudell Washington, of
1985—Dale Murphy, of
1986—Dale Murphy, of
1987—Dale Murphy, of; Ozzie Virgil, c

POST-SEASON AWARDS



SPORTING NEWS MAJOR LEAGUE ALL STAR TEAMS

(Team selected at end of season in a poll of players.)

1928	Rogers Hornsby, 2B	1958	Hank Aaron, OF
1933	Wally Berger, OF		Del Crandall, C
1945	Tommy Holmes, OF		Warren Spahn, P
1948	Bob Elliott, 3B	1959	Eddie Mathews, 3B
	Johnny Sain, P		Hank Aaron, OF
1953	Warren Spahn, P	1960	Eddie Mathews, 3B
1955	Eddie Mathews, 3B		Del Crandall, C
1956	Hank Aaron, OF		Warren Spahn, P
1957	Red Schoendienst, 2B		
	Eddie Mathews, 3B		
	Warren Spahn, P		

SPORTING NEWS NATIONAL LEAGUE

(Team selected at end of season in a poll of players)

1961	Frank Bolling, 2B	1970	Hank Aaron, OF
	Warren Spahn, P	1971	Hank Aaron, OF
1962	Del Crandall, C	1973	Dave Johnson, 2B
1963	Hank Aaron, OF		Darrell Evans, 3B
1964	Joe Torre, C	1976	Willie Montanez, 1B
1965	Hank Aaron, RF	1982	Dale Murphy, OF
	Joe Torre, C	1983	Glenn Hubbard, 2B
1966	Felipe Alou, 1B		Dale Murphy, OF
	Joe Torre, C	1984	Dale Murphy, OF
1967	Hank Aaron, LF	1985	Dale Murphy, OF
1969	Hank Aaron, OF	1987	Zane Smith, P

GOLD GLOVE WINNERS

(Team selected at end of year by vote of coaches and managers)

1958	Del Crandall, C	1978	Phil Niekro, P
	Hank Aaron, RF	1979	Phil Niekro, P
1959	Del Crandall, C	1980	Phil Niekro, P
	Hank Aaron, RF	1982	Phil Niekro, P
1960	Del Crandall, C		Dale Murphy, OF
	Hank Aaron, RF	1983	Phil Niekro, P
1962	Del Crandall, C		Dale Murphy, OF
1965	Joe Torre, C	1984	Dale Murphy, OF
1969	Felix Millan, 2B	1985	Dale Murphy, OF
	Clete Boyer, 3B	1986	Dale Murphy, OF
1972	Felix Millan, 2B		

SILVER SLUGGER WINNERS

(Team selected at end of year by vote of coaches and managers)

1982	Dale Murphy, OF	1984	Dale Murphy, OF
1983	Dale Murphy, OF	1985	Dale Murphy, OF



POST-SEASON AWARDS

SPORTING NEWS MVP

1945 Thomas Holmes, OF

SPORTING NEWS PLAYER/PITCHER OF YEAR

1948 Johnny Sain, P
1953 Warren Spahn, P
1956 Henry Aaron, OF
1957 Warren Spahn, P
1958 Warren Spahn, P

1961 Warren Spahn, P
1963 Warren Spahn, P
1982 Dale Murphy, OF
1983 Dale Murphy, OF

SPORTING NEWS ROOKIE OF YEAR

1959 Carlton Willey, P
1971 Earl Williams, C
1978 Bob Horner, IF

1982 Steve Bedrosian, P
1983 Craig McMurtry, P

SPORTING NEWS EXECUTIVE OF YEAR

1953 Louis Perini

SPORTING NEWS MANAGER OF YEAR

1937 Bill McKechnie

BBWAA MVP

1914 John Evers, 2B
1947 Robert Elliott, 3B
1957 Hank Aaron, OF

1982 Dale Murphy, OF
1983 Dale Murphy, OF

BBWAA ROOKIE OF YEAR

1948 Alvin Dark, SS
1950 Samuel Jethroe, OF

1971 Earl Williams, C
1978 Bob Horner, IF

BBWAA CY YOUNG AWARD

1957 Warren Spahn

BRAVES BITS

DID YOU KNOW ... In 1966, Mack Jones became the first native Atlantan to play for the Atlanta Braves.



N.L. PLAYER/PITCHER OF THE MONTH

PLAYER OF THE MONTH

(selected by vote of N.L. media. From 1958-1974 there was only one award given. From 1975 to the present separate player and pitcher honors have been awarded.)

May 1959	Hank Aaron
September 1959	Eddie Mathews
May 1965	Joe Torre
June 1967	Hank Aaron
May 1970	Rico Carty
August 1973	Davey Johnson
May 1974	Ralph Garr
July 1980	Bob Horner
August 1980	Dale Murphy
April 1982	Dale Murphy
September 1982	Claudell Washington
September 1983	Dale Murphy
September 1984	Dale Murphy
April 1985	Dale Murphy
August 1986	Dale Murphy

PITCHER OF THE MONTH

July 1958	Joey Jay
August 1958	Lew Burdette
August 1960	Warren Spahn
August 1961	Warren Spahn
June 1974	Buzz Capra
June 1976	Andy Messersmith
August 1981	Rick Camp
April 1983	Pascual Perez





MISCELLANEOUS NOTABLES

BRAVES IN THE HALL OF FAME

There are 35 players currently in baseball's Hall of Fame who wore a Braves' uniform at some point in their career. Following is a list of those players and the years they played for the franchise:

Henry Aaron	1954-1974	Thomas F. McCarthy	1892-95
Earl Averill	1941	Bill McKechnie	1913
Dave Bancroft	1924-27	Joseph "Ducky" Medwick	1945
Dennis "Dan" Brouthers	1889-91	Charles "Kid" Nichols	1890-1901
John Clarkson	1888-92	Jim O'Rourke	1876-78, 80
Jame J. Collins	1895-1900	Charles Radbourne	1868-1890
Hugh Duffy	1891-1900	Babe Ruth	1935
Johnny Evers	1914-17; 1929	Al Simmons	1939
Burleigh Grimes	1930	George Sisler	1928-29
William "Billy" Hamilton	1896-1901	Warren Spahn	1942-64
Billy Herman	1946	Casey Stengel	1924-25
Rogers Hornsby	1928	Ed Walsh	1917
Joseph Kelley	1891-1908	Lloyd Waner	1941
Mike "King" Kelly	1887-89; 1891-92	Paul Waner	1941-42
Al Lopez	1936-40	George Wright	1876-78; 1880-81
Rabbit Maranville	1912-20; 1929-35	Wm. Henry "Harry" Wright	1876-77
Richard "Rube" Marquard	1922-25	Denton "Cy" Young	1911
Eddie Mathews	1952-66		

RETIRED BRAVES NUMBERS

- 21**—Warren Spahn, number retired 1965. Won 363, Lost 245. (356-229 Braves)
- 41**—Eddie Mathews, number retired 1967. Lifetime Avg. .271; HR 512, RBI 1,453.
- 44**—Hank Aaron, number retired 1975. Lifetime Avg. .305; HR 755, RBI 2,297.
- 35**—Phil Niekro, number retired 1984. Won 318, Lost 274. (268-230 Braves)

BRAVES' BEST STARTS

In research dating back to 1900, Elias Sports Bureau found the following who got off to successful starts at the beginning of their season for the Braves:

Warren Spahn	8-0 in 1947, in 8 starts plus a no-decision in relief during that stretch.
Jim Wilson	8-0 in 1954, in 8 consecutive starts
Ed Brandt	8-0 in 1931, in consecutive starts, all complete games.
Larry McWilliams	7-0 in 1978 for best Atlanta start. He was not called up from minors until July 17 so this streak was not at top of season but was a win streak that began the season for McWilliams.
Rick Mahler	7-0 in 1985, in 7 consecutive starts
George Stone	6-0 in 1969, in 13 games with only 3 wins as a starter
Pascual Perez	5-0 in 1983, in consecutive starts.

ATTENDANCE FIGURES



YEAR-BY-YEAR HOME ATTENDANCE, 1901-1987

Boston					
1901	146,502	1931	515,005	1960	1,497,799
1902	116,960	1932	507,606	1961	1,101,441
1903	143,155	1933	517,803	1962	766,921
1904	140,694	1934	303,205	1963	773,018
1905	150,003	1935	232,754	1964	910,911
1906	143,280	1936	340,585	1965	555,584
1907	203,221	1937	385,339		
1908	253,750	1938	341,149	Atlanta	
1909	195,188	1939	285,994	1966	1,539,801
1910	149,027	1940	241,616	1967	1,389,222
1911	116,000	1941	263,680	1968	1,126,540
1912	121,000	1942	285,332	1969	1,458,320
1913	208,000	1943	271,289	1970	1,078,848
1914	382,913	1944	208,691	1971	1,006,320
1915	376,283	1945	374,178	1972	752,973
1916	313,495	1946	969,673	1973	800,655
1917	174,253	1947	1,277,361	1974	981,085
1918	84,938	1948	1,455,439	1975	534,672
1919	167,401	1949	1,081,795	1976	818,179
1920	162,483	1950	944,391	1977	872,464
1921	318,627	1951	487,475	1978	904,494
1922	167,965	1952	281,278	1979	769,465
1923	227,802	Milwaukee		1980	1,048,411
1924	117,478	1953	1,826,397	1981	535,418
1925	313,528	1954	2,131,388	1982	1,801,985
1926	303,598	1955	2,005,836	1983	2,119,935
1927	288,685	1956	2,046,331	1984	1,724,892
1928	227,001	1957	2,215,404	1985	1,350,137
1929	372,351	1958	1,971,101	1986	1,387,181
1930	464,835	1959	1,749,112	1987	1,217,402

ALL-TIME ATTENDANCE RECORDS

Top home attendance marks for Braves in Boston (Braves' Field — Capacity 41,000), Milwaukee (Milwaukee County Stadium — Capacity 43,827) and Atlanta (Atlanta Stadium — Capacity 52,003).

	Date	Attendance	Opponent	Score
Season	1957	2,215,404*	—	—
Single Game	Apr. 8, 1974	53,775	Los Angeles	7-4
Day Game	June 26, 1966	51,275	Los Angeles	1-2
Night Game	Apr. 8, 1974	53,775	Los Angeles	7-4
Doubleheader	July 4, 1972	50,597	Chicago	5-3, 1-3
Opening Day	Apr. 12, 1955	43,640	Cincinnati	4-2
Opening Night	Apr. 8, 1974	53,775	Los Angeles	7-4
World Series Game	Oct. 9, 1958	46,367	New York	2-6
Championship Series Game	Oct. 10, 1982	52,173	St. Louis	2-6
All-Star Game	July 25, 1972	53,107	—	NL 4, AL 3
Four-Game Series	Aug. 10-13, 1956	162,880	Cincinnati	—
Three-Game Series	Aug. 12-14, 1983	143,968	Los Angeles	—
vs. One Club, Season	1983	409,137 #	Los Angeles	—

*73 dates

#9 dates



ATLANTA BRAVES RECORDS

ATLANTA BRAVES RECORDS

Team

Most runs, game	18, June 13, 1973, vs. Pit.
Most runs, inning	13, Sept. 20, 1972, vs. Houston, 2nd
Most hits, game	25, May 1, 1985 at Cin.
Most home runs, season	207 in 1966
Most home runs, game	7, Aug. 3, 1967 vs. Chi.
Most game-winning RBIs, season	82, 1982; 1983
Most stolen bases, season	151 in 1982
Most stolen bases, game	7, Oct. 1, 1987 at Houston
Most caught stealing, season	88, 1983
Highest batting percentage, season	.272 in 1983
Most shutouts, season	21 in 1974
Most doubles, season	241 in 1986
Most triples, season	45 in 1983
Fewest hit by pitch, season	17 in 1977; 1983
Lowest earned run average, season	2.92 in 1968
Most errors, season	183 in 1979
Most errors, game	7, July 22, 1973 vs. Pha. (2nd game)
Most errors, inning	3, six times, last, June 4, 1986 vs. Pitt.
Highest fielding percentage, season	.981 in 1969
Shortest game by time	1:33, July 13, 1972 at St. Louis; Apr. 20, 1978 at San Diego
Longest game by time	6:10, July 4, 1985 vs N.Y. (19 inn.)
Longest game by innings	20, May 4, 1973 at Pha.
Most victories over one club, season	17, S.D., 1974
Most losses to one club, season	16, Cinci., 1980
Most consecutive defeats	17, Apr. 23—May 11, 1977
Most consecutive victories, home	10, Sept. 2-4, 16-22, 1966; April 8-26, 1983
Most consecutive victories, road	9, May 31—June 7, 1984
Most consecutive victories	13, April 6-21, 1982 (First 13 games of season)
Most consecutive defeats, home	9, Sept. 15—Oct. 1, 1967 (Last nine games of 1967 season); Aug. 17—Sept. 3, 1983
Most consecutive defeats, road	10, July 25—Aug. 13, 1982
Most consecutive games, home runs	20, 1973

Individual

Most hits, season	219, Ralph Garr, 1971
Most consecutive games, batted safely	31, Rico Carty, 1970
Most home runs, season	47, Hank Aaron, 1971
Most home runs, game	4, Bob Horner, July 6, 1986 vs. Montreal
Most stolen bases, career	174, Jerry Royster
Most stolen bases, season	42, Gerald Perry, 1987
Most stolen bases, game	3, 22 times (last, Albert Hall, Oct. 4, 1987)
Most stolen bases, inning	2, 14 times (last, Jeff Blauser, Oct. 2, 1987)
Most caught stealing, season	22, Brett Butler, 1983
Most runs batted in, season	127, Hank Aaron, 1966
Most game-winning RBIs, season	14, Dale Murphy, 1982; Claudell Washington, 1982; Dale Murphy, 1983 Dale Murphy, 1985
Highest batting percentage, season	.366, Rico Carty, 1970
Fewest ground into double play, season	5, Brett Butler, 1983
Most games, pitcher	689, Phil Niekro
Most games started	594, Phil Niekro
Most complete games	226, Phil Niekro
Most innings	4532, Phil Niekro
Most games lost	224, Phil Niekro
Most shutouts, won	43, Phil Niekro

ATLANTA BRAVES RECORDS



ATLANTA BRAVES RECORDS (continued)

Most shutouts, season	6, Phil Niekro, 1974
Most wins, career	236, Phil Niekro
Most victories, season	23, Phil Niekro, 1969
Most consecutive wins	9, Buzz Capra, May 15—June 28, 1974; Pascual Perez, Sept. 10, 1982—May 7, 1983
Most strikeouts, pitcher, season	262, Phil Niekro, 1977
Most strikeouts, pitcher, career	2863, Phil Niekro
Most strikeouts, pitcher, game	14, D. Lemaster, Aug. 14, 1966 vs. Pha.
Lowest earned run average, pitcher, season	1.87, Phil Niekro, 1967
Most errors, game	4, Darrell Evans, Sept. 20, 1975
Most errors, inning	2, many times
Most years	19, Phil Niekro

ATLANTA BATTING YEAR BY YEAR

YEAR	AVG	AB	R	H	2B	3B	HR	RBI	BB	SO	SB	E
1966	.263	5616	782	1476	220	32	207	734	512	913	59	154
1967	.240	5450	631	1307	191	29	158	596	512	947	55	138
1968	.252	5552	515	1399	179	31	80	480	414	782	83	125
1969	.258	5460	691	1411	195	22	141	640	485	665	59	115
1970	.270	5546	736	1495	215	24	160	692	522	736	58	141
1971	.257	5575	643	1434	192	30	153	587	434	747	57	146
1972	.258	5278	628	1363	186	17	144	593	532	770	47	156
1973	.266	5631	799	1497	219	34	206	758	608	870	84	166
1974	.249	5533	661	1375	202	37	120	559	571	772	72	132
1975	.244	5424	583	1323	179	28	107	541	543	759	65	175
1976	.245	5345	620	1309	170	30	82	586	589	811	74	131
1977	.254	5534	678	1404	218	20	139	638	537	876	82	175
1978	.244	5381	600	1313	181	38	123	558	550	874	90	153
1979	.256	5422	669	1389	220	28	126	626	490	818	98	183
1980	.250	5402	630	1352	226	22	144	597	434	899	73	162
1981	.243	3642	395	886	148	22	64	366	321	540	98	102
1982	.256	5507	739	1411	215	22	146	687	554	869	151	137
1983	.272	5472	746	1489	218	45	130	691	582	847	146	137
1984	.247	5422	632	1338	234	27	111	578	555	896	140	139
1985	.246	5526	632	1359	213	28	126	598	553	849	72	158
1986	.250	5384	615	1348	241	24	138	575	538	904	93	141
1987	.258	5428	747	1401	284	24	152	696	641	834	135	116

ALL-TIME BRAVES TEAM

Selected by fans in 1969

First Base	Joe Adcock (1953-1962)
Second Base	Red Schoendienst (1957-1960)
Third Base	Eddie Mathews (1952-1966)
Shortstop	Walter Maraville (1912-20, 1929-35)
Left Field	Hugh Duffy (1892-1901)
Center Field	Felipe Alou (1964-1969)
Right Field	Hank Aaron (1954-1974)
Catcher	Del Crandall (1949-1963)
Righthanded Pitcher	Lou Burdette (1951-1963)
Lefthanded Pitcher	Warren Spahn (1942-1964)
GREATEST PLAYER EVER	Hank Aaron (1954-1974)



ATLANTA PITCHING, FIELDING

ATLANTA PITCHING YEAR BY YEAR

YEAR	W-L	ERA	G	CG	SHO	SV	IP	H	R	ER	HR	BB	SO
1966	85-77	2.62	163	37	10	36	1469	1430	683	601	129	485	884
1967	77-85	3.47	162	36	5	32	1454	1377	640	561	118	449	862
1968	67-95	3.91	161	32	4	24	1430	1543	549	478	87	519	669
1969	93-69	3.53	162	38	7	42	1445	1334	631	566	144	438	893
1970	76-86	4.33	162	45	9	24	1431	1451	772	688	185	478	960
1971	82-80	3.25	162	40	11	31	1475	1528	699	614	152	485	823
1972	70-84	4.27	155	40	4	27	1377	1412	730	654	155	512	732
1973	76-85	4.25	162	34	9	35	1462	1467	774	690	144	575	803
1974	88-74	3.05	163	46	15	22	1476	1343	563	501	97	488	772
1975	67-94	3.91	161	32	4	24	1430	1543	739	624	101	519	669
1976	70-92	3.86	162	33	13	27	1438	1435	700	617	86	564	818
1977	61-101	4.85	162	28	15	31	1445	1581	895	782	169	701	915
1978	69-93	4.08	162	29	12	32	1440.1	1404	750	653	132	624	848
1979	66-94	4.18	160	32	3	34	1407.2	1496	763	654	132	494	779
1980	81-80	3.77	161	29	9	37	1428	1397	660	598	131	454	696
1981	50-56	3.45	107	11	4	24	968	936	416	371	62	330	471
1982	89-73	3.82	162	15	11	51	1463	1484	702	621	126	502	813
1983	74-80	3.67	162	18	4	48	1440.2	1412	640	588	132	540	895
1984	80-82	3.57	162	17	7	49	1447	1401	655	574	122	525	859
1985	66-96	4.19	162	9	9	29	1457.1	1512	781	679	134	642	776
1986	72-89	3.97	161	17	5	39	1424.2	1443	719	629	117	576	932
1987	69-92	4.63	161	16	4	32	1427.2	1529	829	734	163	587	837

ATLANTA FIELDING YEAR BY YEAR

Year	Pct.	G	PO	A	E	TC	DP	TP	PB
1966	.976	163	4408	1734	154	6296	139	0	27
1967	.978	162	4362	1801	138	6301	148	0	42
1968	.980	163	4423	1803	125	6351	139	0	14
1969	.981	162	4335	1635	115	6085	114	1	31
1970	.977	162	4292	1684	141	6117	118	0	30
1971	.977	162	4424	1814	146	6384	180	0	33
1972	.974	155	4131	1633	156	5920	130	0	36
1973	.974	162	4386	1809	166	6361	142	0	23
1974	.979	163	4423	1822	132	6377	161	0	31
1975	.972	161	4290	1877	175	6342	147	0	35
1976	.973	162	4314	1820	167	6301	151	0	38
1977	.972	162	4336	1705	175	6216	127	0	34
1978	.975	162	4321	1739	153	6213	126	1	32
1979	.970	160	4223	1781	183	6187	139	0	25
1980	.975	161	4284	1950	162	6396	156	0	14
1981	.976	107	2904	1284	102	4290	93	0	10
1982	.979	162	4389	1922	137	6448	186	0	13
1983	.978	162	4322	1850	137	6309	176	0	6
1984	.978	162	4341	1963	139	6443	153	0	7
1985	.976	162	4372	2028	159	6559	197	0	8
1986	.978	161	4274	2026	141	6441	181	1	11
1987	.982	161	4283	1921	116	6320	170	0	11



ATLANTA BRAVES TOP FIVE IN BATTING 1966-1987

Bold Face Indicates Still on Atlanta Roster

Games	At-Bats	Runs
Murphy 1519	Murphy 5583	Murphy 928
H. Aaron 1270	H. Aaron 4548	H. Aaron 818
Lum 1225	Hubbard 4016	Horner 545
Hubbard 1196	Horner 3571	Hubbard 498
Royster 1050	Royster 3349	Royster 451

Hits	Total Bases	Doubles
Murphy 1555	Murphy 2792	Murphy 241
H. Aaron 1334	H. Aaron 2580	H. Aaron 209
Garr 1022	Horner 1812	Hubbard 196
Horner 994	Hubbard 1411	Horner 160
Hubbard 983	Garr 1381	Chambliss 140

Triples	Home Runs	Extra-Base Hits
Garr 40	H. Aaron 335	Murphy 584
Murphy 33	Murphy 310	H. Aaron 560
Royster 30	Horner 217	Horner 382
Millan 26	Evans 120	Hubbard 280
Lum 24	Burroughs 88	Baker 248

RBIs	AVG (2000 at-bats)	Sig Pct (2000 at-bats)
Murphy 927	Garr317	H. Aaron567
H. Aaron 897	Carty316	Horner507
Horner 652	Alou302	Murphy500
Hubbard 403	H. Aaron293	Carty484
Carty, Evans 385	Matthews288	Matthews456

Stolen Bases	Walks	Strikeouts
Royster 174	Murphy 732	Murphy 1230
Murphy 145	H. Aaron 634	Hubbard 570
Garr 137	Evans 522	H. Aaron 558
Washington 115	Hubbard 487	Horner 491
H. Aaron 89	Horner 337	Evans 456

ATLANTA BRAVES TOP FIVE IN PITCHING 1966-1987

Bold Face Indicates Still on Atlanta Roster

Games	Wins	Innings	Strikeouts
P. Niekro . . . 689	P. Niekro . . . 266	P. Niekro . . . 4532	P. Niekro . . . 2855
Garber 558	Reed 85	Reed 1520	Reed 837
Camp 414	Jarvis 83	Mahler 1281	Jarvis 736
Mahler 255	Mahler 69	Jarvis 1241	Mahler 624
Upshaw 241	Camp 56	Morton 949	Garber 540



ATLANTA TOP FIVE

ATLANTA TOP FIVE PITCHING (continued)

Walks	Hits	Losses	Runs
P. Niekro .. 1425	P. Niekro .. 4136	P. Niekro 227	P. Niekro .. 1880
Mahler 446	Reed 1512	Reed 91	Reed 669
Reed 374	Mahler ... 1344	Garber 73	Mahler 630
Jarvis 364	Jarvis 1143	Jarvis 72	Jarvis 538
Camp 299	Morton ... 1021	Mahler 72	Morton 425

Earned Runs	Complete Games	Games Started
P. Niekro 1613	P. Niekro 226	P. Niekro 594
Reed 590	Reed 53	Reed 217
Mahler 573	Jarvis 42	Mahler 182
Jarvis 497	Mahler 31	Jarvis 169
Morton 366	Morton 29	Morton 138

Saves	ERA (400 innings)	Shutouts
Garber 141	P. Niekro 3.20	P. Niekro 43
Upshaw 78	Bedrosian 3.26	Jarvis 8
Camp 57	Garber 3.34	Morton 8
Bedrosian 41	Camp 3.37	Reed 8
House 28	K. Johnson 3.39	Ruthven 7

ATLANTA BRAVES YEAR-BY-YEAR LEADERS BATTING

BATTING	1966	1967	1968	1969	1970
Games	158, Aaron	155, Aaron	160, tie	162, Millan	150, Aaron
At-Bats	666, Alou	600, Aaron	662, Alou	652, Millan	590, Millan
Runs	122, Alou	113, Aaron	84, Aaron	100, Aaron	103, Aaron
Hits	218, Alou	184, Aaron	210, Alou	174, Millan	183, Millan
Doubles	32, Aaron	37, Aaron	37, Alou	30, Aaron	33, Cepeda
Triples	6, Alou	3, tie	5, Alou	5, tie	5, Millan
Home Runs	44, Aaron	39, Aaron	29, Aaron	44, Aaron	38, Aaron
RBIs	127, Aaron	109, Aaron	86, Aaron	97, Aaron	118, Aaron
Stolen Bs.	21, Aaron	22, Jackson	28, Aaron	14, Millan	16, Millan
AVG. **	.327, Alou	.307, Aaron	.317, Alou	.342, Carty	.366, Carty

BATTING	1971	1972	1973	1974	1975
Games	154, Garr	151, Williams	161, Evans	160, Evans	156, Evans
At-Bats	639, Garr	565, Williams	668, Garr	606, Garr	625, Garr
Runs	101, Garr	87, Garr	114, Garr	99, Evans	74, Garr
Hits	219, Garr	180, Garr	200, Garr	214, Garr	174, Garr
Doubles	23, Garr	27, Baker	32, Garr	35, Baker	26, Garr
Triples	6, Garr	3, tie	8, Evans	17, Garr	11, Garr
Home Runs	47, Aaron	34, Aaron	43, Johnson	25, Evans	22, Evans
RBIs	118, Aaron	87, Williams	104, Evans	79, Evans	73, Evans
Stolen Bs.	30, Garr	25, Garr	35, Garr	26, Garr	14, Garr
AVG. **	.343, Garr	.325, Garr	.301, Aaron	.353, Garr	.290, Office

BATTING	1976	1977	1978	1979	1980
Games	153, Chaney	154, Burroughs	153, Burroughs	156, Matthews	158, Chambliss
At-Bats	533, Royster	555, Matthews	530, Murphy	631, Matthews	602, Chambliss
Runs	75, Wynn	91, Burroughs	75, Matthews	103, Royster	98, Murphy
Hits	135, Montanez	157, tie	147, Burroughs	192, Matthews	170, Chambliss
Doubles	20, Chaney	31, Montanez	30, Burroughs	34, Matthews	37, Chambliss
Triples	8, tie	5, Matthews	8, Royster	6, Royster	5, Royster
Home Runs	17, Wynn	41, Burroughs	23, tie	33, Horner	35, Horner
RBIs	66, Wynn	114, Burroughs	79, Murphy	98, Horner	89, tie
Stolen Bs.	24, Royster	28, Royster	27, Royster	35, Royster	22, Royster
AVG. **	.321, Montanez	.300, Bonnell	.301, Burroughs	.314, Horner	.282, Chambliss

ATLANTA YEARLY LEADERS



ATLANTA BATTING LEADERS (continued)

BATTING	1981	1982	1983	1984	1985
Games	107, Chambliss	162, Murphy	162, Murphy	162, Murphy	162, Murphy
At-Bats	404, Chambliss	609, Ramirez	622, Ramirez	607, Murphy	616, Murphy
Runs	44, Chambliss	113, Murphy	131, Murphy	94, Murphy	118, Murphy
Hits	110, Chambliss	169, Ramirez	185, Ramirez	176, Murphy	185, Murphy
Doubles	25, Chambliss	25, tie	25, Horner	32, Murphy	32, Murphy
Triples	5, Hubbard	6, Washington	13, Butler	8, Murphy	6, Washington
Home Runs	15, Horner	36, Murphy	36, Murphy	36, Murphy	37, Murphy
RBIs	51, Chambliss	109, Murphy	121, Murphy	100, Murphy	111, Murphy
Stolen Bs.	23, Miller	33, Washington	39, Butler	21, Washington	14, Washington
AVG. **	.291, Washington	.281, Murphy	.302, Murphy	.290, Murphy	.300, Murphy

BATTING	1986	1987
Games	160, Murphy	159, Murphy
At-Bats	614, Murphy	566, Murphy
Runs	89, Murphy	115, Murphy
Hits	163, Murphy	167, Murphy
Doubles	29, Murphy	37, Murphy
Triples	7, Murphy	6, James
Home Runs	29, Murphy	44, Murphy
RBIs	87, Horner	105, Murphy
Stolen Bs.	19, Ramirez	42, Perry
AVG. **	.273, Horner	.312, James

ATLANTA PITCHING LEADERS

PITCHING	1966	1967	1968	1969	1970
Games	73, Carroll	52, Ritchie	52, Upshaw	62, Upshaw	50, Wilhelm
Starts	38, Cloninger	31, Lemaster	34, tie	35, Niekro	34, Jarvis
Wins	14, tie	15, Jarvis	16, Jarvis	23, Niekro	16, Jarvis
Losses	11, Cloninger	12, Carroll	12, tie	13, Niekro	18, Niekro
Innings	258, Cloninger	215, Lemaster	257, Niekro	284, Niekro	254, Jarvis
Strikeouts	178, Cloninger	148, Lemaster	157, Jarvis	193, Niekro	173, Jarvis
ERA*	3.29, Johnson	1.87, Niekro	2.59, Niekro	2.57, Niekro	3.61, Jarvis
Shutouts	3, Lemaster	2, Lemaster	2, Niekro	4, Niekro	3, Niekro
Saves	11, Carroll	8, Upshaw	13, Upshaw	27, Upshaw	13, Wilhelm

PITCHING	1971	1972	1973	1974	1975
Games	49, Upshaw	42, Upshaw	52, House	56, House	58, House
Starts	36, Niekro	36, Niekro	37, Morton	39, Niekro	39, Morton
Wins	15, Niekro	16, Niekro	15, Morton	20, Niekro	17, Morton
Losses	14, tie	15, Reed	11, Reed	13, Niekro	16, Morton
Innings	269, Niekro	254, Niekro	256, Morton	302, Niekro	278, Morton
Strikeouts	173, Niekro	164, Niekro	131, Niekro	195, Niekro	144, Niekro
ERA*	2.98, Niekro	3.06, Niekro	3.31, Niekro	2.28, Capra	3.20, Niekro
Shutouts	4, Niekro	1, tie	4, Morton	6, Niekro	2, Morton
Saves	17, Upshaw	13, Upshaw	8, Frisella	11, House	11, House

PITCHING	1976	1977	1978	1979	1980
Games	48, Devine	65, Campbell	53, Campbell	68, Garber	77, Camp
Starts	37, Niekro	43, Niekro	42, Niekro	44, Niekro	38, Niekro
Wins	17, Niekro	16, Niekro	19, Niekro	21, Niekro	15, Niekro
Losses	17, Ruthven	20, Niekro	18, Niekro	20, Niekro	18, Niekro
Innings	271, Niekro	330, Niekro	334, Niekro	342, Niekro	275, Niekro
Strikeouts	173, Niekro	262, Niekro	248, Niekro	208, Niekro	176, Niekro
ERA*	3.04, Mes'smith	4.04, Niekro	2.88, Niekro	3.39, Niekro	3.42, Boggs
Shutouts	4, Ruthven	2, tie	4, Niekro	1, Niekro	3, tie
Saves	9, Devine	13, Campbell	22, Garber	25, Garber	22, Camp



ATLANTA YEARLY LEADERS

ATLANTA PITCHING LEADERS (continued)

PITCHING	1981	1982	1983	1984	1985
Games	48, Camp	69, Garber	70, Bedrosian	62, Garber	66, Camp
Starts	24, Boggs	35, Niekro	35, McMurtry	30, tie	39, Mahler
Wins	9, Camp	17, Niekro	15, tie	14, Perez	17, Mahler
Losses	13, Boggs	13, Camp	10, tie	17, McMurtry	15, tie
Innings	151, Perry	234, Niekro	225, McMurtry	222, Mahler	266.2, Mahler
Strikeouts	81, Boggs	144, Niekro	225, McMurtry	145, Perez	132, Bedrosian
ERA*	2.81, Mahler	3.61, Niekro	3.08, McMurtry	3.12, Mahler	3.48, Mahler
Shutouts	3, Niekro	2, tie	3, McMurtry	1, tie	2, Smith
Saves	17, Camp	30, Garber	19, Bedrosian	16, Moore	23, Sutter

PITCHING	1986	1987
Games	61, Dedmon/Garber	68, Acker
Starts	39, Mahler	36, Z. Smith
Wins	14, Mahler	15, Z. Smith
Losses	18, Mahler	13, Mahler
Innings	237.2, Mahler	242.0, Z. Smith
Strikeouts	170, Palmer	130, Z. Smith
ERA*	Palmer	4.09, Z. Smith
Shutouts	1, Mahler/Smith	3, Z. Smith
Saves	24, Garber	14, Acker

Bold letters indicate Atlanta record

*Based upon 162 innings except 1981, 100 innings

**Based upon minimum 400 AB except 1981

MOST RECENT BRAVES' SWEEPS OF OPPONENTS IN ATLANTA

	2 Games	3 Games	4 Games
Chicago	8/24-25/77	5/20-22/86	—
Cincinnati	4/12-13/83	7/2-4/82	—
Houston	9/3-4/84	9/22-24/87	— **
Los Angeles	9/8-9/82	9/16-18/86	—
Montreal	5/17-18/77	6/23-24/76	—
New York	6/11-12/74	5/8-10/87	—
Philadelphia	4/7-9/87	5/9-11/75	7/11-14/85
Pittsburgh	7/16-17/67	8/26-28/85	—
St. Louis	9/20-21/66	8/21-23/87	—
San Diego	5/29-31/72	6/27-29/86	4/8-11/83
San Francisco	6/16-17/87	5/26-28/80	—

**Braves took 5 in a row from Houston, 8/10-13/67



MOST RECENT BRAVES' SWEEPS OF OPPONENTS ON THE ROAD

	2 Games	3 Games	4 Games
Chicago	—	8/19-21/86	8/3-6/67
Cincinnati	4/30-5/1/85	4/12-14/82	— **
Houston	9/22-23/73	6/25-27/85	—
Los Angeles	9/7-8/72	6/7-9/82	—
Montreal	6/30-7/1/71	6/4-6/76	—
New York	7/31-8/1/68	8/27-29/82	—
Philadelphia	4/9-11/85	8/20-22/79	—
Pittsburgh	—	8/25-27/80	—
St. Louis	8/8-9/73	5/20-22/83	—
San Diego	4/6-7/82	8/4-6/86	5/13-16/74
San Francisco	9/27-28/82	6/4-6/84	—

**Braves took 5 in a row from Cincinnati, 5/31-6/3/84

MOST RECENT OPPONENT SWEEPS OF BRAVES IN ATLANTA

	2 Games	3 Games	4 Games
Chicago	8/29-30/83	8/20-22/85	—
Cincinnati	4/15-16/86	4/15-17/85	9/18-21/75
Houston	9/16-17/85	9/13-15/82	—
Los Angeles	9/7-8/77	6/22-24/84	7/30-8/1/82
Montreal	8/29-30/72	6/5-7/70	—
New York	4/10-11/84	8/14-16/79	7/4-7/85
Philadelphia	8/22-23/77	7/21-23/86	7/20-22/73
Pittsburgh	8/26-27/68	8/22-24/78	7/18-21/74
St. Louis	8/28-29/84	7/3-5/87	—
San Diego	8/15-16/83	9/7-9/79	7/25-27/75
San Francisco	9/6-7/82	4/27-29/71	—



RECENT SWEEPS; MONTHLY RECORDS

MOST RECENT OPPONENT SWEEPS OF BRAVES ON THE ROAD

	2 Games	3 Games	4 Games
Chicago	5/17-18/83	5/23-24/84	8/19-21/68
Cincinnati	9/28-29/87	9/29-10/1/78	4/9-13/80
Houston	4/14-15/80	4/21-23/87	8/14-17/87
Los Angeles	9/8-9/86	6/23-25/87	8/12-15/85
Montreal	6/6-8/77	5/10-12/85	7/16-19/87
New York	5/7-8/85	5/23-25/80	7/10-13/86
Philadelphia	5/29-30/82	8/29-31/77	—
Pittsburgh	5/19-20/81	8/22-24/86	9/1-3/78
St. Louis	4/10-11/68	8/28-30/87	5/25-28/73
San Diego	9/10-11/86	9/19-21/80	5/29-31/79
San Francisco	9/14-15/81	9/7-9/84	7/8-10/77

BRAVES' MONTHLY RECORDS

		April	May	June	July	Aug	Sept/ Oct	At All-Star	After All-Star	Totals
		W-L	W-L	W-L	W-L	W-L	W-L	W-L	W-L	
1966	H	4-4	5-9	9-12	6-4	7-4	12-5	18-25	25-13	43-38
	A	6-4	5-10	5-5	8-8	8-8	10-4	23-22	19-17	42-39
	T	10-8	10-19	14-17	14-12	15-12	22-9	41-47	44-30	85-77
1967	H	8-2	9-5	8-5	9-5	8-4	6-12	28-13	20-20	48-33
	A	1-5	4-9	7-10	6-6	7-13	4-9	14-26	15-26	29-52
	T	9-7	13-14	15-15	15-11	15-17	10-21	42-39	35-46	77-85
1968	H	5-4	8-8	8-6	9-7	5-10	6-5	23-20	18-20	41-40
	A	3-6	9-3	6-9	7-8	8-8	7-7	20-20	20-21	40-41
	T	8-10	17-11	14-15	16-15	13-18	13-12	43-40	38-41	81-81
1969	H	9-1	8-6	12-8	7-3	3-10	11-3	34-16	16-15	50-31
	A	5-6	6-3	4-6	9-13	10-6	9-4	22-26	21-12	43-38
	T	14-7	14-9	16-14	16-16	13-16	20-7	56-42	37-27	93-69
1970	H	3-6	11-2	5-7	9-10	8-4	6-10	24-22	18-17	42-39
	A	7-5	6-6	5-9	4-8	7-10	5-8	18-22	16-25	34-47
	T	10-11	17-8	10-16	13-18	15-14	11-19	42-44	34-42	76-86
1971	H	4-9	7-2	10-7	9-4	8-10	5-7	23-19	20-20	43-39
	A	6-2	5-15	6-10	10-4	5-5	7-5	21-29	18-12	39-41
	T	10-11	12-17	16-17	19-8	13-15	12-12	44-48	38-32	82-80
1972	H	3-6	6-4	4-4	4-8	6-10	6-9	20-19	16-22	36-41
	A	4-2	5-10	9-10	11-6	5-9	7-3	22-30	12-13	34-43
	T	7-8	11-14	13-14	15-14	11-19	13-12	42-49	28-35	70-84

MONTHLY RECORDS



		April W-L	May W-L	June W-L	July W-L	Aug W-L	Sept/ Oct W-L	At All-Star W-L	After All-Star W-L	Totals
1973	H	4-5	4-6 (1-tie)	10-5	7-13	8-5	7-6	25-27 (1-tie)	15-13	40-40 (1-tie)
	A	3-8	6-11	6-10	8-4	9-3	4-9	20-30	16-15	36-45
	T	7-13	10-17 (1-tie)	16-15	15-17	17-8	11-15	45-57 (1-tie)	31-28	76-85 (1-tie)
1974	H	9-6	5-4	9-5	6-11	9-3	8-6	25-24	21-11	46-35
	A	2-6	10-6	7-8	6-5	10-6	7-8	25-25	17-14	42-39
	T	11-12	15-10	16-13	12-16	19-9	15-14	50-49	38-25	88-74
1975	H	6-4	7-4	4-9	9-10	6-9	5-7	23-22	14-21	37-43
	A	6-8	3-11	7-7	5-6	6-9	3-10	17-27	13-24	30-51
	T	12-12	10-15	11-16	14-16	12-18	8-17	40-49	27-45	67-94
1976	H	4-3	2-13	8-5	6-7	8-8	6-11	18-24	16-23	34-47
	A	4-6	6-8	10-6	6-8	5-9	5-8	22-21	14-24	36-45
	T	8-9	8-21	18-11	12-15	13-17	11-19	40-45	30-47	70-92
1977	H	6-6	5-7	10-8	5-4	9-8	5-8	22-23	18-18	40-41
	A	2-6	4-13	1-7	4-14	2-11	8-9	12-34	9-26	21-60
	T	8-12	9-20	11-15	9-18	11-19	13-17	34-57	27-44	61-101
1978	H	4-7	8-5	7-5	10-7	6-9	4-9	23-19	16-23	39-42
	A	2-7	4-8	6-11	7-6	5-8	6-11	14-28	16-23	30-51
	T	6-14	12-13	13-16	17-13	11-17	10-20	37-47	32-45	69-93
1979	H	4-7	6-7	7-6	8-10	3-6	6-9	24-26	10-19	34-35
	A	3-6	5-11	6-10	4-7	7-10	7-5	15-27	17-22	32-49
	T	7-13	11-18	13-16	12-17	10-16	13-14	39-53	27-41	66-94
1980	H	6-4	7-4	7-6	11-7	9-4	10-5	25-15	25-15	50-30
	A	0-7	4-11	8-7	3-8	10-7	6-10	12-25	19-25	31-50
	T	6-11	11-15	15-14	14-15	19-11	16-15	37-40	44-40	81-80
1981	H	3-6	7-7	1-2	—	4-4	7-8	11-15	11-12	22-27
	A	6-4	6-6	2-4	—	8-5	6-10	14-14	14-15	28-29
	T	9-10	13-13	3-6	—	12-9	13-18	25-29	25-27	50-56
1982	H	8-5	5-7	6-6	10-7	7-7	6-7	25-22	17-17	42-39
	A	8-0	6-8	12-3	6-4	6-11	9-8	26-11	21-23	47-34
	T	16-5	11-15	18-9	16-11	13-18	15-15	51-33	38-40	89-73
1983	H	10-1	8-6	8-6	10-4	3-8	7-9	29-14	17-20	46-34
	A	4-4	8-6	8-7	8-7	9-8	5-8	20-17	22-23	42-40
	T	14-5	16-12	16-13	18-11	12-16	12-17	49-31	39-43	88-74
1984	H	5-8	8-3	7-7	4-8	7-10	7-7	21-20	17-23	38-43
	A	4-4	9-8	10-5	8-8	4-7	7-7	25-21	17-18	42-39
	T	9-12	17-11	17-12	12-16	11-17	14-14	46-41	34-41	80-82
1985	H	3-6	8-8	7-7	6-7	5-9	3-12	23-27	9-22	32-49
	A	6-4	2-8	7-7	5-8	6-8	8-12	16-20	18-27	34-47
	T	9-10	10-16	14-14	11-15	11-17	11-24	39-47	27-49	66-96
1986	H	4-8	8-2	8-6	4-8	7-6	10-10	22-20	19-20	41-40
	A	3-4	10-8	6-8	3-11	8-7	1-11	20-26	11-23	31-49
	T	7-12	18-10	14-14	7-19	15-13	11-20	42-46	30-43	72-89
1987	H	4-5	9-6	7-8	6-8	7-4	9-8	24-25	18-14	42-39
	A	5-7	7-6	4-8	3-9	4-13	4-10	17-21	10-32	27-53
	T	9-12	16-12	11-16	9-17	11-17	13-18	41-46	28-46	69-92



BRAVES VS. N.L. HOME & ROAD

BRAVES VS THE NATIONAL LEAGUE HOME

	Astros W-L	Cards W-L	Cubs W-L	Dodgers W-L	Expos W-L	Giants W-L	Mets W-L	Padres W-L	Phillies W-L	Pirates W-L	Reds W-L
1966	7-2	5-4	3-6	5-4	—	3-6	7-2	—	5-4	2-7	6-3
1967	8-1	2-7	5-4	7-2	—	5-4	6-3	—	7-2	5-4	3-6
1968	5-4	2-7	6-3	6-3	—	5-4	5-4	—	4-5	2-7	6-3
1969	8-1	3-3	1-5	6-3	3-3	7-2	2-4	7-2	2-4	4-2	7-2
1970	5-4	3-3	5-1	2-7	3-3	4-5	4-2	5-4	5-1	4-2	2-7
1971	4-5	4-2	2-4	5-4	3-3	3-6	4-2	6-3	4-2	3-4	5-4
1972	3-2	4-2	4-2	3-6	2-4	5-4	4-2	3-6	2-4	2-4	4-5
1973	4-5	4-2	3-3	2-6 (1-tie)	3-3	6-3	2-4	6-3	2-4	5-1	3-6
1974	3-6	5-1	3-3	4-5	5-1	3-6	5-1	8-1	4-2	1-5	5-4
1975	7-2	2-4	3-3	6-3	5-1	4-4	1-5	2-7	4-2	2-4	1-8
1976	3-6	1-5	4-2	5-4	4-2	4-5	3-3	5-4	1-5	2-4	2-7
1977	5-4	1-5	4-2	2-7	5-1	6-3	4-2	8-1	2-4	2-4	1-8
1978	4-5	3-3	4-2	2-7	3-3	6-3	4-2	5-4	4-2	1-5	3-6
1979	6-3	2-4	3-3	6-3	1-3	5-4	1-5	3-6	2-4	2-4	3-6
1980	6-3	3-3	4-2	5-4	4-2	6-2	2-4	9-0	4-2	6-0	1-8
1981	2-4	1-2	1-1	3-2	2-2	2-3	2-1	3-3	2-4	2-1	2-4
1982	5-4	3-3	4-2	3-6	2-4	3-6	4-2	6-3	3-3	2-4	7-2
1983	6-2	3-3	2-4	4-5	3-3	5-4	5-1	5-4	4-2	3-3	6-3
1984	5-4	3-3	2-4	2-7	2-4	5-4	1-5	4-5	3-3	5-1	6-3
1985	2-7	1-5	2-4	3-6	2-4	5-4	1-5	4-5	6-0	4-2	2-7
1986	3-6	4-2	5-1	6-3	2-4	4-5	3-3	7-2	1-5	3-3	3-6
1987	7-2	1-5	4-2	3-6	2-4	4-5	4-2	4-5	5-1	4-2	4-5
Totals	108-82	60-78	74-63	90-103	56-54	100-92	74-64	100-68	76-65	66-73	82-113

BRAVES VS THE NATIONAL LEAGUE ROAD

	Astros W-L	Cards W-L	Cubs W-L	Dodgers W-L	Expos W-L	Giants W-L	Mets W-L	Padres W-L	Phillies W-L	Pirates W-L	Reds W-L
1966	7-2	2-7	4-5	2-7	—	5-4	7-2	—	6-3	5-4	4-5
1967	3-6	4-5	6-3	1-8	—	5-4	2-7	—	3-6	3-6	2-7
1968	6-3	3-6	2-7	3-6	—	4-5	7-2	—	7-2	4-5	4-5
1969	7-2	3-3	2-4	3-6	5-1	2-7	2-4	6-3	4-2	4-2	5-4
1970	4-5	4-2	3-3	4-5	3-3	3-6	2-4	4-5	2-4	2-4	3-6
1971	5-4	2-4	3-3	4-5	4-2	4-5	3-3	5-4	4-2	1-4	4-5
1972	4-5	2-4	1-5	4-2	2-4	2-7	3-3	3-5	4-2	4-2	5-4
1973	7-2	2-4	4-2	0-9	3-3	2-7	4-2	6-3	4-2	2-4	2-7
1974	3-6	4-2	1-5	4-5	4-2	5-4	3-3	9-0	4-2	3-3	2-7
1975	5-4	1-5	2-4	2-7	3-3	4-5	3-3	5-4	1-5	2-4	2-7
1976	4-5	3-3	2-4	3-6	4-2	5-4	1-5	5-4	4-2	1-5	4-5
1977	4-5	0-6	1-5	3-6	1-5	2-7	3-3	3-6	0-6	1-5	3-6
1978	4-5	2-4	1-5	3-6	2-4	5-4	2-4	3-6	4-2	1-5	3-6
1979	1-8	2-4	1-5	6-3	0-6	6-3	3-3	3-6	5-1	2-4	3-6
1980	1-8	3-3	4-2	6-3	1-5	5-4	1-5	3-6	1-5	5-1	1-8
1981	2-4	3-1	2-1	4-5	1-5	3-4	1-2	6-3	2-1	0-2	4-1
1982	5-4	4-2	4-2	4-5	3-3	5-4	5-1	5-4	3-3	2-4	7-2
1983	5-5	4-2	3-3	3-6	4-2	4-5	3-3	4-5	3-3	3-3	6-3
1984	7-2	2-4	1-5	4-5	3-3	5-4	3-3	3-6	4-2	3-3	7-2
1985	6-3	2-4	3-3	2-7	1-5	5-4	1-5	3-6	4-2	2-4	5-4
1986	2-7	2-4	4-2	4-5	2-3	3-6	1-5	5-4	3-3	2-4	3-6
1987	1-8	2-4	2-3	3-6	1-5	4-5	3-3	2-7	2-4	3-3	4-5
Totals	93-103	56-83	56-81	72-123	47-66	88-103	63-75	83-87	74-64	55-81	83-111



**BRAVES VS THE NATIONAL LEAGUE
TOTALS**

	Astros W-L	Cards W-L	Cubs W-L	Dodgers W-L	Expos W-L	Giants W-L	Mets W-L	Padres W-L	Phillies W-L	Pirates W-L	Reds W-L
1966	14-4	7-11	7-11	7-11	—	8-10	14-4	—	11-7	7-11	10-8
1967	11-7	6-12	11-7	8-10	—	10-8	8-10	—	10-8	8-10	5-13
1968	11-7	5-13	8-10	9-9	—	9-9	12-6	—	11-7	6-12	10-8
1969	15-3	6-6	3-9	9-9	8-4	9-9	4-8	13-5	6-6	8-4	12-6
1970	9-9	7-5	8-4	6-12	6-6	7-11	6-6	9-9	7-5	6-6	5-13
1971	9-9	6-6	5-7	9-9	7-5	7-11	7-5	11-7	8-4	4-8	9-9
1972	7-7	6-6	5-7	7-8	4-8	7-11	7-5	6-11	6-6	6-6	9-9
1973	11-7	6-6	7-5	2-15	6-6	8-10	6-6	12-6	6-6	7-5	5-13
				(1-tie)							
1974	6-12	9-3	4-8	8-10	9-3	8-10	8-4	17-1	8-4	4-8	7-11
1975	12-6	3-9	5-7	8-10	8-4	8-9	4-8	7-11	5-7	4-8	3-15
1976	7-11	4-8	6-7	8-10	8-4	9-9	4-8	10-8	5-7	3-9	6-12
1977	9-9	1-11	5-7	5-13	6-7	8-10	7-5	11-7	2-10	3-9	4-14
1978	8-10	5-7	5-7	5-13	5-7	11-7	6-6	8-10	8-4	2-10	6-12
1979	7-11	4-8	4-8	12-6	1-9	11-7	4-8	6-12	7-5	4-8	6-12
1980	7-11	6-6	8-4	11-7	5-7	11-6	3-9	12-6	5-7	11-1	2-16
1981	4-8	4-3	3-2	7-7	3-7	5-7	3-3	9-6	4-5	2-3	6-5
1982	10-8	7-5	8-4	7-11	5-7	8-10	9-3	11-7	6-6	4-8	14-4
1983	11-7	7-5	5-7	7-11	7-5	9-9	8-4	9-9	6-6	6-6	12-6
1984	12-6	5-7	3-9	6-12	5-7	10-8	4-8	7-11	7-5	8-4	13-5
1985	8-10	3-9	5-7	5-13	3-9	10-8	2-10	7-11	10-2	6-6	7-11
1986	5-13	6-6	9-3	10-8	4-7	7-11	4-8	12-6	4-8	5-7	6-12
1987	8-10	3-9	6-5	6-12	3-9	8-10	7-5	6-12	7-5	7-5	8-10
Totals	201-185	116-161	130-144	162-226	103-120	188-200	137-139	183-155	150-129	121-154	165-224
				(1 Tie)							

**ATLANTA WON-LOST
vs. N.L. CLUBS 1966-1987**

WESTERN DIVISION			EASTERN DIVISION		
Team	Won-Lost	Pct.	Team	Won-Lost	Pct.
Cincinnati	165-224	.424	Chicago	130-144	.474
Houston	201-185	.521	Montreal	103-120	.462
Los Angeles	162-226	.418	New York	137-139	.496
San Diego	183-155	.541	Philadelphia	150-129	.538
San Francisco	188-200	.485	Pittsburgh	121-154	.440
			St. Louis	116-161	.419





BRAVES BEST RECORD BY GAME

Game #	Record	Year	Game #	Record	Year	Game #	Record	Year
10	10-0	(1982)	68	41-27	(1982)	126	75-51	(1983)
11	11-0	(1982)	69	42-27	(1982)	127	75-52	(1983)
12	12-0	(1982)	70	42-28	(1982)	128	75-53	(1983)
13	13-0	(1982)	71	43-28	(1982)	129	75-54	(1983)
14	13-1	(1982)	72	43-29	(1982, '83)	130	76-54	(1983)
15	13-2	(1982)	73	44-29	(1982, '83)	131	76-55	(1983)
16	13-3	(1982, '83)	74	45-29	(1982)	132	76-56	(1983)
17	13-4	(1982, '83)	75	46-29	(1982)	133	76-57	(1983)
18	13-5	(1982, '83)	76	47-29	(1982)	134	76-58	(1982, '83)
19	14-5	(1982, '83)	77	48-29	(1982)	135	76-59	(1982, '83)
20	15-5	(1982, '83)	78	49-29	(1982)	136	76-60	(1982, '83)
21	16-5	(1982, '83)	79	49-30	(1982)	137	77-60	(1983)
22	16-6	(1982, '83)	80	50-30	(1982)	138	78-60	(1983)
23	17-6	(1982, '83)	81	50-31	(1982, '83)	139	78-61	(1983)
24	18-6	(1982)	82	51-31	(1982, '83)	140	79-61	(1983)
25	18-7	(1982, '83)	83	51-32	(1982, '83)	141	79-62	(1982, '83)
26	19-7	(1982, '83)	84	52-32	(1983)	142	80-62	(1983)
27	19-8	(1982, '83)	85	52-33	(1982, '83)	143	80-63	(1982, '83)
28	20-8	(1983)	86	52-34	(1982, '83)	144	80-64	(1982, '83)
29	20-9	(1969, '82, '83)	87	53-34	(1982, '83)	145	80-65	(1969, '82, '83)
30	21-9	(1969, '82)	88	54-34	(1982, '83)	146	81-65	(1969, '83)
31	21-10	(1969)	89	55-34	(1982, '83)	147	82-65	(1969)
32	22-10	(1969)	90	56-34	(1982, '83)	148	82-66	(1969)
33	23-10	(1969)	91	56-35	(1982, '83)	149	82-67	(1969, '82, '83)
34	24-10	(1969)	92	57-35	(1983)	150	83-67	(1969)
35	24-11	(1969)	93	58-35	(1983)	151	83-68	(1969)
36	25-11	(1969)	94	58-36	(1983)	152	84-68	(1969)
37	25-12	(1969)	95	58-37	(1982, '83)	153	85-68	(1969)
38	25-13	(1969, '82, '83)	96	59-37	(1982, '83)	154	86-68	(1969)
39	26-13	(1969, '82, '83)	97	60-37	(1982, '83)	155	87-68	(1969)
40	27-13	(1969)	98	61-37	(1982, '83)	156	88-68	(1969)
41	28-13	(1969)	99	61-38	(1982, '83)	157	89-68	(1969)
42	28-14	(1969)	100	61-39	(1982, '83)	158	90-68	(1969)
43	28-15	(1969)	101	62-39	(1983)	159	91-68	(1969)
44	28-16	(1969, '83)	102	63-39	(1983)	160	92-68	(1969)
45	29-16	(1983)	103	63-40	(1983)	161	93-68	(1969)
46	29-17	(1969, '83)	104	64-40	(1983)	162	93-69	(1969)
47	30-17	(1983)	105	64-41	(1983)			
48	31-17	(1983)	106	65-41	(1983)			
49	32-17	(1983)	107	65-42	(1983)			
50	33-17	(1983)	108	66-42	(1983)			
51	34-17	(1983)	109	67-42	(1983)			
52	34-18	(1983)	110	67-43	(1983)			
53	35-18	(1983)	111	67-44	(1983)			
54	35-19	(1983)	112	68-44	(1983)			
55	35-20	(1983)	113	69-44	(1983)			
56	35-21	(1982, '83)	114	69-45	(1983)			
57	36-21	(1983)	115	70-45	(1983)			
58	36-22	(1982, '83)	116	70-46	(1983)			
59	37-22	(1983)	117	71-46	(1983)			
60	37-23	(1982, '83)	118	71-47	(1983)			
61	38-23	(1982)	119	71-48	(1983)			
62	39-23	(1982)	120	71-49	(1983)			
63	39-24	(1982)	121	71-50	(1983)			
64	39-25	(1982)	122	72-50	(1983)			
65	40-25	(1982)	123	73-50	(1983)			
66	40-26	(1982)	124	74-50	(1983)			
67	41-26	(1982)	125	74-51	(1983)			

BRAVES WORST RECORD BY GAME



Game #	Record	Year	Game #	Record	Year	Game #	Record	Year
10	1-9	(1980)	59	21-38	(1977)	116	41-75	(1977)
11	2-9	(1980)	60	22-38	(1977, '79)	117	41-76	(1977)
12	3-9	(1973, '78, '80)	61	22-39	(1977, '79)	118	42-76	(1977)
13	3-10	(1973, '78)	62	22-40	(1979)	119	43-76	(1977)
14	4-10	(1973)	63	22-41	(1979)	120	43-77	(1977)
15	4-11	(1973, '78)	64	23-41	(1977, '79)	121	43-78	(1977)
16	5-11	(1973, '78, '79)	65	23-42	(1977)	122	43-79	(1977)
17	5-12	(1978, '79)	66	23-43	(1977)	123	43-80	(1977)
18	5-13	(1978)	67	23-44	(1977)	124	43-81	(1977)
19	6-13	(1978)	68	24-44	(1977)	125	44-81	(1977)
20	6-14	(1978)	69	25-44	(1977)	126	45-81	(1977)
21	7-14	(1973, '78)	70	26-44	(1977)	127	46-81	(1977)
22	7-15	(1973)	71	27-44	(1977)	128	47-81	(1977)
23	7-16	(1973)	72	27-45	(1977)	129	48-81	(1977)
24	8-16	(1973, '76, '77, '79)	73	27-46	(1977)	130	48-82	(1977)
25	8-17	(1976, '77, '79)	74	27-47	(1977)	131	48-83	(1977)
26	8-18	(1976, '77, '79)	75	28-47	(1977)	132	48-84	(1977)
27	8-19	(1977)	76	28-48	(1977)	133	48-85	(1977)
28	8-20	(1977)	77	29-48	(1977)	134	49-85	(1977)
29	8-21	(1977)	78	29-49	(1977)	135	49-86	(1977)
30	8-22	(1977)	79	30-49	(1977)	136	50-86	(1977)
31	9-22	(1977)	80	30-50	(1977)	137	51-86	(1977)
32	9-23	(1977)	81	30-51	(1977)	138	51-87	(1977)
33	9-24	(1977)	82	30-52	(1977)	139	51-88	(1977)
34	10-24	(1977)	83	30-53	(1977)	140	51-89	(1977)
35	11-24	(1977)	84	30-54	(1977)	141	52-89	(1977)
36	12-24	(1976, '77)	85	30-55	(1977)	142	53-89	(1977)
37	13-24	(1976, '77, '79, '80)	86	31-55	(1977)	143	54-89	(1977)
38	13-25	(1977, '79)	87	32-55	(1977)	144	55-89	(1977)
39	13-26	(1977)	88	32-56	(1977)	145	55-90	(1977)
40	14-26	(1977)	89	33-56	(1977)	146	55-91	(1977)
41	15-26	(1976, '77)	90	33-57	(1977)	147	56-91	(1977)
42	15-27	(1977, '79)	91	34-57	(1977)	148	56-92	(1977)
43	15-28	(1977)	92	34-58	(1977)	149	56-93	(1977)
44	16-28	(1976, '77)	93	34-59	(1977)	150	57-93	(1977)
45	16-29	(1976, '77)	94	35-59	(1977)	151	57-94	(1977)
46	16-30	(1976)	95	35-60	(1977)	152	58-94	(1977)
47	17-30	(1973, '76, '77)	96	35-61	(1977)	153	59-94	(1977)
48	17-31	(1977)	97	35-62	(1977)	154	59-95	(1977)
49	17-32	(1977)	98	35-63	(1977)	155	59-96	(1977)
50	17-33	(1977)	99	35-64	(1977)	156	59-97	(1977)
51	18-33	(1973, '77)	100	36-64	(1977)	157	60-97	(1977)
52	19-33	(1977)	101	36-65	(1977)	158	60-98	(1977)
53	19-34	(1979)	102	37-65	(1977)	159	60-99	(1977)
54	20-34	(1971, '75, '77, '78)	103	37-66	(1977)	160	60-100	(1977)
55	20-35	(1977, '79)	104	37-67	(1977)	161	60-101	(1977)
56	20-36	(1977)	105	37-68	(1977)	162	61-101	(1977)
57	31-36	(1977, '79)	106	38-68	(1977)			
58	21-37	(1977)	107	38-69	(1977)			
			108	39-69	(1977)			
			109	40-69	(1977)			
			110	40-70	(1977)			
			111	40-71	(1977)			
			112	40-72	(1977)			
			113	41-72	(1977)			
			114	41-73	(1977)			
			115	41-74	(1977)			



DOUBLEHEADERS

HOME — ROAD — TOTAL (1966–1987)

YEAR	HOME W-L-S	ROAD W-L-S	TOTALS W-L-S
1966	3-2-2	0-1-2	3-3-4
1967	0-0-1	1-3-4	1-3-5
1968	0-0-1	3-2-4	3-2-5
1969	4-0-3	1-3-3	5-3-6
1970	4-1-2	0-3-4	4-4-6
1971	2-1-3	0-3-2	2-4-5
1972	1-1-7*	1-1-4	2-2-11
1973	0-4-9	0-3-1	0-7-10
1974	2-0-4	0-3-3	2-3-7
1975	2-2-3	1-1-2	3-3-5
1976	3-3-4	0-1-5	3-4-9
1977	1-0-0	0-3-2	1-3-2
1978	1-1-4	0-1-3	1-2-7
1979	1-2-1	0-3-2	1-5-3
1980	2-0-1	0-1-2	2-1-3
1981	0-0-1	0-1-0	0-1-1
1982	1-2-0	0-0-2	1-2-2
1983	1-0-2	1-1-2	2-1-4
1984	0-0-2	2-2-0	2-2-2
1985	0-2-0	0-0-2	0-2-2
1986	1-0-0	0-1-0	1-1-0
1987	0-1-0	0-0-1	0-1-1

*Braves won first game and tied 2nd of doubleheader, July 4 vs Chicago in Atlanta

VERSUS OPPONENTS (1966–1987)

YEAR	HOME W-L-S	ROAD W-L-S	TOTALS W-L-S
Chicago	3-0-4	0-3-5	3-3-9
Cincinnati	2-3-6	2-7-4	4-10-10
Houston	6-3-4	0-5-4	6-8-8
Los Angeles	1-3-3	1-3-2	2-6-5
Montreal	2-1-8	2-0-3	4-1-11
New York	3-2-5	1-1-3	4-3-8
Philadelphia	1-3-4	2-2-5	3-5-9
Pittsburgh	2-1-1	0-4-4	2-5-5
St. Louis	1-2-1	0-1-2	1-3-3
San Diego	5-3-4	1-3-11	6-6-15
San Francisco	3-1-10	1-8-7	4-9-17
TOTALS	29-22-50	10-37-50	39-59-100

ATLANTA GRAND SLAM HOMERS



June	8, 1966—Hank Aaron	vs. Fisher (New York) at New York, 3rd inning
June	12, 1966—Mathews	vs. Cardwell (Pittsburgh) at Pittsburgh, 2nd inning
July	3, 1966—Cloninger	vs. Priddy (San Francisco) at San Francisco, 1st inning
July	3, 1966—Cloninger	vs. Sadecki (San Francisco) at San Francisco, 4th inning
July	19, 1966—Torre	vs. Stallard (St. Louis) at St. Louis, 1st inning
June	14, 1967—Boyer	vs. Larry Jackson (Philadelphia) at Philadelphia, 4th inn.
June	21, 1967—Uecker	vs. Herbel (San Francisco) at San Francisco, 3rd inning
June	27, 1967—Hank Aaron	vs. Blasingame (Houston) at Atlanta, 3rd inning
July	17, 1967—Alou	vs. Veale (Pittsburgh) at Atlanta, 6th inning
Aug.	29, 1967—Boyer	vs. Face (Pittsburgh) at Atlanta, 8th, inning
Apr.	8, 1969—Millan	vs. Perry (San Francisco) at Atlanta, 6th inning
June	24, 1969—Tillman	vs. Mikkelsen (Los Angeles) at Atlanta, 3rd inning
July	18, 1969—Gonzales	vs. Santorini (San Diego) at Atlanta, 4th inning
Aug.	28, 1969—Hank Aaron	vs. Dal Canton (Pittsburgh) at Pittsburgh, 7th inning
Sept.	26, 1969—Cepeda	vs. Joe Niekro (San Diego) at Atlanta, 3rd inning
Apr.	10, 1970—Hank Aaron	vs. Griffin (Houston) at Houston, 3rd inning
Apr.	23, 1970—Cepeda	vs. Hartenstein (Pittsburgh) at Pittsburgh, 8th inning
Apr.	30, 1970—Carty	vs. Jenkins (Chicago) at Atlanta, 1st inning
July	26, 1970—Cepeda	vs. Hands (Chicago) at Chicago, 1st game, 5th inning
Aug.	14, 1970—King	vs. McGraw (New York) at Atlanta, 1st game, 7th inning
Sept.	2, 1970—King	vs. Sutton (Los Angeles) at Atlanta, 1st inning
May	9, 1971—Cepeda	vs. Robertson (San Francisco) at San Francisco, 3rd inning
June	20, 1971—Williams	vs. Simpson (Cincinnati) at Cincinnati, 6th inning
June	10, 1972—Hank Aaron	vs. Twitchell (Philadelphia) at Philadelphia, 6th inning
Sept.	1, 1972—Evans	vs. Scarce (Philadelphia) at Atlanta, 4th inning
May	8, 1973—Johnson	vs. Hennigan (New York) at New York, 7th inning
June	13, 1973—Evans	vs. Hernandez (Pittsburgh) at Atlanta, 4th inning
June	24, 1973—Garr	vs. Arlin (San Diego) at San Diego, 8th inning
Aug.	26, 1973—Johnson	vs. Ellis (Pittsburgh) at Atlanta, 4th inning
Apr.	26, 1974—Hank Aaron	vs. Burris (Chicago) at Atlanta, 7th inning
June	4, 1974—Hank Aaron	vs. Watt (Philadelphia) at Philadelphia, 7th inning
June	8, 1974—Lum	vs. Rogers (Montreal) at Atlanta, 4th inning
July	13, 1974—Correll	vs. Moffitt (San Francisco) at Atlanta, 7th inning
Sept.	12, 1974—Evans	vs. Tom Carroll (Cincinnati) at Cincinnati, 1st game, 2nd inning
Sept.	13, 1974—Lum	vs. Jones (San Diego) at San Diego, 1st inning
May	20, 1975—Correll	vs. Montague (Montreal) at Atlanta, 8th inning
June	17, 1975—Dave May	vs. Nolan (Cincinnati) at Cincinnati, 6th inning
June	22, 1976—Paciorek	vs. Cosgrove (Houston) at Atlanta, 3rd inning
Apr.	12, 1977—Burroughs	vs. Rhoden (Los Angeles) at Los Angeles, 3rd inning
May	15, 1977—Matthews	vs. Schultz (St. Louis) at Atlanta, 6th inning
May	17, 1977—Pocoroba	vs. Atkinson (Montreal) at Atlanta, 9th inning
June	4, 1977—Burroughs	vs. Curtis (San Francisco) at Atlanta, 1st inning
June	5, 1977—Bonnell	vs. Moffitt (San Francisco) at Atlanta, 7th inning
Aug.	12, 1977—Gilbreath	vs. Sutton (Los Angeles) at Los Angeles, 9th inning
Aug.	25, 1977—Moore	vs. Bonham (Chicago) at Atlanta, 1st inning
June	5, 1978—Murphy	vs. Tekulve (Pittsburgh) at Pittsburgh, 9th inning
June	7, 1978—Pocoroba	vs. Falcone (St. Louis) at St. Louis, 1st inning
July	2, 1978—Murphy	vs. Blue (San Francisco) at Atlanta, 5th inning
Sept.	5, 1978—Gilbreath	vs. Rasmussen (San Diego) at Atlanta, 6th inning
May	9, 1979—Matthews	vs. Whitson (San Francisco) at Atlanta, 5th inning



GRAND SLAMS

GRAND SLAM HOMERS BY ATLANTA (continued)

July	13, 1979—Burroughs	vs. Rooker (Pittsburgh) at Atlanta, 2nd inning
Aug.	17, 1980—Murphy	vs. Ripley (San Francisco) at San Francisco, 1st inning
Aug.	25, 1981—Benedict	vs. Davis (Philadelphia) at Philadelphia, 1st inning
Aug.	31, 1981—Hubbard	vs. Ruthven (Philadelphia) at Philadelphia, 1st inning
Aug.	1, 1982—Chambliss	vs. Beckwith (Los Angeles) at Atlanta, 1st inning
Sept.	9, 1982—Benedict	vs. Valenzuela (Los Angeles) at Atlanta, 6th inning
June	2, 1983—Chambliss	vs. Kaat (St. Louis) at Atlanta, 8th inning
June	20, 1983—Hubbard	vs. La Corte (Houston) at Houston, 5th inning
June	19, 1984—Komminski	vs. Cornell (San Francisco) at Atlanta, 3rd inning
May	27, 1986—Harper	vs. Walk (Pittsburgh) at Pittsburgh, 12th inning
June	3, 1986—Simmons	vs. Guante (Pittsburgh) at Atlanta, 6th inning
August	14, 1986—Griffey	vs. Leferts (San Diego) in Atlanta, 8th inning
September	6, 1986—Horner	vs. Fansler (Pittsburgh) in Atlanta, 4th inning
May	2, 1987— Nettles	vs. Lopez (Houston) at Atlanta, 6th inning
May	2, 1987— James	vs. Solano (Houston) at Atlanta, 7th inning
July	9, 1987— Murphy	vs. Bair (Philadelphia) at Atlanta, 6th inning

GRAND SLAM HOMERS AGAINST ATLANTA

Sept.	5, 1966—Mazeroski (Pittsburgh)	vs. P. Niekro at Pittsburgh, 6th inning
Apr.	22, 1967—McCovey (San Francisco)	vs. Hernandez at San Francisco, 8th inning
Sept.	10, 1967—Rojas (Philadelphia)	vs. Upshaw at Philadelphia, 7th inning
May	14, 1969—Cleon Jones (New York)	vs. Stone at New York, 8th inning
June	8, 1969—Jerry May (Pittsburgh)	vs. Doyle at Atlanta, 7th inning
July	15, 1969—Lee May (Cincinnati)	vs. Britton at Cincinnati, 1st game, 1st inning
July	26, 1969—Mack Jones (Montreal)	vs. Jarvis at Montreal, 6th inning
Apr.	14, 1970—Henderson (San Francisco)	vs. Pappas at Atlanta, 9th inning
June	6, 1970—Staub (Montreal)	vs. Kline at Atlanta, 8th inning
June	18, 1970—Fairly (Montreal)	vs. Jaster at Montreal, 8th inning
Aug.	5, 1970—Willie Davis (Los Angeles)	vs. Cardwell at Los Angeles, 5th inning
Aug.	7, 1971—Boswell, New York	vs. Reed at Atlanta, 2nd inning
Aug.	18, 1971—Callison (Chicago)	vs. P. Niekro at Atlanta, 8th inning
Aug.	1, 1972—Colbert (San Diego)	vs. Jarvis at Atlanta, 2nd inning
Sept.	12, 1972—Bench (Cincinnati)	vs. Freeman at Atlanta, 1st inning
July	4, 1973—Lee May (Houston)	vs. Frisella at Atlanta, 2nd game, 8th inning
July	13, 1973—Bailey (Montreal)	vs. P. Niekro at Atlanta, 1st game, 6th inning
Aug.	21, 1973—Wise, (St. Louis)	vs. Harrison at Atlanta, 3rd inning
Apr.	12, 1974—Rettenmund (Cincinnati)	vs. Aker at Atlanta, 7th inning
Sept.	12, 1974—Geronimo (Cincinnati)	vs. Reed at Cincinnati, 1st game, 2nd inning
Sept.	12, 1974—Bench (Cincinnati)	vs. Krause at Cincinnati, 2nd game, 4th inning
June	13, 1975—Oliver (Pittsburgh)	vs. Beard at Atlanta, 4th inning
Aug.	23, 1975—Simmons (St. Louis)	vs. P. Niekro at St. Louis, 5th inning
Apr.	24, 1976—Luzinski (Philadelphia)	vs. Messersmith at Philadelphia, 3rd inning
June	18, 1976—Madlock (Chicago)	vs. Leon at Atlanta, 7th inning
Apr.	18, 1977—Tenace (San Diego)	vs. Johnson at Atlanta, 5th inning
Apr.	24, 1977—Cey (Los Angeles)	vs. Camp at Atlanta, 8th inning
June	11, 1977—Luzinski (Philadelphia)	vs. Joey McLaughlin at Atlanta, 1st inning
July	6, 1977—Concepcion (Cincinnati)	vs. Kline at Atlanta, 8th inning
July	30, 1977—Robinson (Pittsburgh)	vs. Campbell at Atlanta, 8th inning
Aug.	15, 1977—Howe (Houston)	vs. Capra at Atlanta, 1st inning
June	30, 1978—Ivie (Houston)	vs. Campbell at Atlanta, 6th inning

GRAND SLAM HOMERS AGAINST ATLANTA



GRAND SLAM HOMERS VS. ATLANTA (continued)

July	6, 1978—Lopes (Los Angeles)	vs. Skok at Los Angeles, 11th inning
July	19, 1978—Cromartie (Montreal)	vs. Garber at Montreal, 9th inning
Aug.	25, 1978—Hendrick (San Diego)	vs. McWilliams at Atlanta, 3rd inning
Oct.	1, 1978—Bench (Cincinnati)	vs. Mickey Mahler at Cincinnati, 3rd inning
Apr.	11, 1979—Concepcion (Cincinnati)	vs. Devine at Atlanta, 5th inning
May	9, 1979—Milner (Pittsburgh)	vs. Garber at Atlanta, 9th inning
June	25, 1980—Knight (Cincinnati)	vs. Matula at Cincinnati, 1st inning
July	21, 1980—Carter (Montreal)	vs. Matula at Atlanta, 1st inning
Aug.	14, 1980—Clark (San Francisco)	vs. McWilliams at San Francisco, 1st inning
Apr.	27, 1982—Pena (Pittsburgh)	vs. Alvarez at Atlanta, 5th inning
May	4, 1982—Easler (Pittsburgh)	vs. Cowley at Pittsburgh, 3rd inning
June	19, 1982—Davis (San Francisco)	vs. Bedrosian at Atlanta, 9th inning
July	20, 1982—McGee (St. Louis)	vs. Dayley at St. Louis, 1st inning
Aug.	29, 1983—Hall (Chicago)	vs. P. Niekro at Atlanta, 5th inning
Sept.	3, 1983—Easler (Pittsburgh)	vs. Bedrosian at Atlanta, 7th inning
Sept.	14, 1983—Esasky (Cincinnati)	vs. Bedrosian at Cincinnati, 7th inning
May	15, 1984—Andujar (St. Louis)	vs. Dedmon at St. Louis, 8th inning
May	18, 1984—Pena (Pittsburgh)	vs. Garber at Pittsburgh, 8th inning
June	6, 1984—Brenly (San Francisco)	vs. Falcone at San Francisco, 3rd inning
Aug.	5, 1984—Leonard (San Francisco)	vs. Moore at Atlanta, 9th inning
May	7, 1985—Carter (New York)	vs. Sutter at New York, 8th inning
May	25, 1985—Almon (Pittsburgh)	vs. Perez at Atlanta, 4th inning
July	20, 1985—Strawberry (New York)	vs. Bedrosian at New York, 1st inning
Aug.	3, 1985—Brown (San Francisco)	vs. Mahler at Atlanta, 3rd inning
Sept.	6, 1985—Cedeno (St. Louis)	vs. Garber at St. Louis, 6th inning
Sept.	10, 1985—Brock (Los Angeles)	vs. Shields at Atlanta, 7th inning
Sept.	19, 1985—Parker (Cincinnati)	vs. Sutter at Atlanta, 9th inning
April	12, 1986—Reynolds (Houston)	vs. Mahler at Houston, 6th inning
July	11, 1986—Carter (New York)	vs. Palmer at New York, 2nd inning
September	12, 1986—Thompson (San Francisco)	vs. Acker at San Francisco, 4th inning
September	24, 1987—McGriff (Cincinnati)	vs. Clary at Atlanta, 4th inning
September	27, 1987—Maldonado (San Francisco)	vs. Cary at Atlanta, 4th inning

GRAND SLAMS BY CURRENT BRAVES

(last one in parentheses)

Benedict 2	(September 9, 1982, Fernando Valenzuela, Los Angeles)
Griffey 4	(August 14, 1986, Craig Lefferts, San Diego)
Hubbard 2	(June 20, 1983, Frank LaCorte, Houston)
James 1	(May 2, 1987, Julio Solano, Houston)
Motley 2	(August 10, 1986, Dennis Rasmussen, New York-A.L.)
Murphy 4	(July 8, 1987, Doug Bair, Philadelphia)
Nettles 7	(May 2, 1987, PH Aurelio Lopez, Houston)
Simmons 9	(June 3, 1986, PH, Cecilio Guante, Pittsburgh)
Virgil 1	(September 2, 1983, PH, Gary Lavelle, San Francisco)



PINCH-HIT HOMERS BY ATLANTA

GRAND SLAMS GIVEN UP BY CURRENT BRAVES (last one in parentheses)

Acker	2	(September 12, 1986, Rob Thompson, San Francisco)
Cary	1	(September 27, 1987, PH, Candy Maldonado, SF)
Clary	1	(September 24, 1987, Terry McGriff, Cincinnati)
Dedmon	1	(May 15, 1984, Joaquin Andujar, St. Louis)
Mahler	2	(April 12, 1986, PH, Craig Reynolds, Houston)
Palmer	1	(July 11, 1986, Gary Carter, New York)
Puleo	1	(June 27, 1984, Chili Davis, San Francisco)
Sutter	4	(September 19, 1985, Dave Parker, Cincinnati)

PINCH-HIT HOME RUNS BY ATLANTA

Sept.		
May 21, 1966	—Aaron	vs. Chicago at Atlanta, 7th inning, none on
June 15, 1966	—Geiger	vs. New York at Atlanta, 7th inning, none on
May 12, 1967	—de la Hoz	vs. Pittsburgh at Pittsburgh, 8th inning, none on
June 17, 1967	—de la Hoz	vs. Houston at Houston, 9th inning, 1 on
Aug. 11, 1967	—Alou	vs. Houston at Atlanta, 13th inning, none on
Sept. 17, 1967	—Lau	vs. Chicago at Atlanta, 7th inning, 1 on
June 26, 1968	—Lum	vs. Philadelphia at Atlanta, 7th inning, 1 on
May 16, 1969	—Carty	vs. Montreal at Montreal, 6th inning, 2 on
Oct. 2, 1969	—Aspromonte	vs. Cincinnati at Atlanta, 3rd inning, none on
July 10, 1970	—Hall	vs. Cincinnati at Atlanta, 2nd game, 9th inning, none on
May 8, 1971	—Boyer	vs. San Francisco at San Francisco, 8th inning, 1 on
Aug. 17, 1971	—Versalles	vs. Chicago at Atlanta, 8th inning, none on
May 28, 1972	—Lum	vs. San Francisco at Atlanta, 8th inning, none on
June 17, 1972	—Breazeale	vs. Montreal at Atlanta, 9th inning, 1 on
Aug. 3, 1972	—Breazeale	vs. San Diego at Atlanta, 8th inning, 1 on
Aug. 11, 1972	—Breazeale	vs. Cincinnati at Atlanta, 8th inning, 2 on
May 13, 1973	—Aaron	vs. San Diego at Atlanta, 9th inning, 1 on
June 17, 1973	—Johnson	vs. Chicago at Atlanta, 2nd game, 7th inning, 2 on
July 9, 1973	—Casanova	vs. Philadelphia at Philadelphia, 9th inning, 1 on
May 21, 1974	—Miller	vs. San Francisco at San Francisco, 8th inning, none on
July 20, 1974	—Murrell	vs. Pittsburgh at Atlanta, 8th inning, none on
May 2, 1975	—Gaston	vs. Cincinnati at Cincinnati, 7th inning, 2 on
June 28, 1975	—Gilbreath	vs. Houston at Houston, 7th inning, none on
Aug. 10, 1975	—Lum	vs. Chicago at Atlanta, 8th inning, none on
Aug. 19, 1975	—May	vs. Philadelphia at Atlanta, 9th inning, 1 on
Aug. 31, 1975	—May	vs. Chicago at Chicago, 2nd game, 7th inning, none on.
Sept. 17, 1975	—Perez	vs. San Francisco at San Francisco, 6th inning, none on
May 9, 1976	—Gaston	vs. Pittsburgh at Pittsburgh, 7th inning, 1 on
May 12, 1976	—Wynn	vs. New York at Atlanta, 9th inning, 2 on
June 26, 1976	—Henderson	vs. San Diego at San Diego, 8th inning, 2 on
Sept. 6, 1976	—Wynn	vs. San Francisco at San Francisco, 8th inning, none on
Sept. 16, 1976	—Wynn	vs. Houston at Atlanta, 8th inning, none on
May 17, 1977	—Pocoroba	vs. Montreal at Atlanta, 9th inning, 3 on
June 15, 1977	—Gaston	vs. New York at Atlanta, 5th inning, 1 on
June 24, 1977	—Correll	vs. San Diego at Atlanta, 10th inning, 1 on
July 6, 1977	—Gaston	vs. Cincinnati at Atlanta, 4th inning, 1 on
July 24, 1977	—Nolan	vs. Pittsburgh at Pittsburgh, 7th inning, none on
Aug. 10, 1977	—Nolan	vs. San Diego at San Diego, 8th inning, none on
Sept. 18, 1977	—Asselstine	vs. Los Angeles at Los Angeles, 5th inning, 1 on
Sept. 24, 1977	—Chaney	vs. Cincinnati at Atlanta, 5th inning, none on
Aug. 26, 1978	—Beall	vs. New York at New York, 9th inning, 1 on
Sept. 1, 1978	—Murphy	vs. Pittsburgh at Pittsburgh, 1st game, 7th inning, 2 on
Sept. 2, 1978	—Office	vs. Pittsburgh at Pittsburgh, 7th inning, none on
Apr. 14, 1979	—Office	vs. Los Angeles at Los Angeles, 8th inning, 1 on
May 19, 1979	—Spikes	vs. San Francisco at Atlanta, 9th inning, none on
May 27, 1979	—Spikes	vs. San Francisco at San Francisco, 6th inning, 2 on
July 21, 1979	—Lum	vs. Chicago at Chicago, 8th inning, none on

INSIDE THE PARK HOMERS BY ATLANTA



PINCH-HIT HOMERS BY ATLANTA (continued)

Sept. 4, 1979—Lum	vs. Cincinnati at Atlanta, 5th inning, none on
Sept. 5, 1979—Lum	vs. Los Angeles at Atlanta, 8th inning, 1 on
Apr. 30, 1980—Matthews	vs. San Diego at San Diego, 8th inning, none on
July 21, 1980—Pocoroba	vs. Montreal at Atlanta, 5th inning, none on
Aug. 12, 1980—Burroughs	vs. Los Angeles at Los Angeles, 9th inning, 2 on
Aug. 28, 1980—Pocoroba	vs. St. Louis at St. Louis, 6th inning, none on
Aug. 30, 1980—Burroughs	vs. St. Louis at St. Louis, 5th inning, 1 on
Sept. 5, 1980—Burroughs	vs. Pittsburgh at Atlanta, 8th inning, 2 on
May 24, 1981—Harper	vs. San Diego at Atlanta, 7th inning, none on
Aug. 19, 1981—Asselstine	vs. New York at Atlanta, 7th inning, 2 on
May 15, 1982—Chambliss	vs. St. Louis at Atlanta, 10th inning, 2 on
Aug. 6, 1982—Whisenton	vs. Los Angeles at Los Angeles, 8th inning, none on
Aug. 13, 1982—Chambliss	vs. San Diego at San Diego, 9th inning, none on
Aug. 30, 1982—Watson	vs. Philadelphia at Philadelphia, 12th inning, 2 on
May 30, 1983—Watson	vs. Pittsburgh at Pittsburgh, 9th inning, 1 on
July 25, 1983—Jorgensen	vs. New York at New York, 7th inning, none on
Aug. 13, 1983—Watson	vs. Los Angeles at Atlanta, 9th inning, 1 on
Oct. 1, 1983—Washington	vs. San Diego at San Diego, 9th inning, none on
Aug. 19, 1984—Komminsk	vs. St. Louis at St. Louis, 6th inning, 1 on
Apr. 21, 1985—Harper	vs. Houston at Atlanta, 6th inning, 1 on
Aug. 31, 1985—Chambliss	vs. Chicago at Chicago, 9th inning, none on
Sept. 2, 1985—Washington	vs. Pittsburgh at Pittsburgh, 7th inning, none on
Sept. 13, 1985—Perry	vs. San Francisco at Atlanta, 9th inning, none on
April 10, 1986—Chambliss	vs. Montreal at Atlanta, 9th inning, 1 on
April 26, 1986—Moreno	vs. Los Angeles at Los Angeles, 8th inning, 2 on
April 30, 1986—Murphy	vs. New York at Atlanta, 5th inning, none on
May 30, 1986—Sample	vs. Chicago at Chicago, 7th inning, none on
June 3, 1986—Simmons	vs. Pittsburgh at Atlanta, 6th inning, 3 on
Aug. 31, 1986—Simmons	vs. Chicago at Atlanta, 9th inning, none on
Sept. 25, 1986—Harper	vs. Cincinnati at Cincinnati, 8th inning, none on
April 19, 1987—Nettles	vs. San Francisco at San Francisco, 7th inning, 1 on
May 1, 1987—Simmons	vs. Houston at Atlanta, 9th inning, 1 on
May 2, 1987—Nettles	vs. Houston at Atlanta, 6th inning, 3 on
May 16, 1987—Simmons	vs. Pittsburgh at Pittsburgh, 7th inning, 2 on
Aug. 6, 1987—Roenicke	vs. San Diego at San Diego, 7th inning, none on
Sept. 12, 1987—Nettles	vs. Los Angeles at Atlanta, 7th inning, 2 on

INSIDE-THE-PARK HOME RUNS BY ATLANTA

May 29, 1966—Mathews	vs. Chicago at Chicago
April 17, 1969—Jackson	vs. Houston at Houston
Aug. 5, 1973—Casanova	vs. San Diego at Atlanta, 6th inning
June 6, 1976—Paciorek	vs. Montreal at Montreal, 6th inning
May 1, 1979—Matthews	vs. Pittsburgh at Pittsburgh, 9th inning
May 6, 1984—Murphy	vs. Montreal at Montreal
Sept. 25, 1984—Komminsk	vs. Cincinnati at Cincinnati
July 28, 1985—Runge	vs. Philadelphia at Philadelphia



CAREER HOMERS BY PARK

BRAVES CAREER N.L. HOMERS BY PARK

Player	Total	Atl	Chi	Cin	Hou	LA	Mtl	NY	Phil	Pitt	StL	SD	SF
Benedict	17	9	2	1	0	0	0	0	1	0	0	1	3
Blauser	2	1	0	0	1	0	0	0	0	0	0	0	0
Gant	2	1	0	0	0	0	0	0	0	0	0	0	1
Griffey	86	22	4	33	4	9	0	3	1	3	5	0	2
Hall	4	3	0	0	0	0	0	0	0	1	0	0	0
Hubbard	64	37	3	4	2	2	0	2	2	1	4	4	3
James	10	5	2	0	0	1	0	1	0	0	0	0	1
Murphy	310	177	11	16	12	16	4	11	10	9	6	16	22
Nettles	56	7	4	2	2	1	3	1	1	0	1	30	1
Oberkfell	23	8	1	2	0	1	2	2	1	0	2	3	1
Perry	25	10	2	2	0	3	0	0	1	1	1	3	2
Ramirez	37	18	2	2	2	1	1	1	0	0	2	3	5
Roenicke	9	8	0	1	0	0	0	0	0	0	0	0	0
Runge	4	2	0	0	1	0	0	0	1	0	0	0	1
Simmons	180	13	11	12	7	7	9	6	7	13	81	9	5
Thomas	11	5	0	2	0	1	2	0	0	1	0	0	0
Virgil	88	21	5	4	1	2	4	4	23	8	4	7	5

UPPER LEVEL HOME RUNS AT ATLANTA STADIUM

- June 10, 1969—Willie Smith, Chicago, vs. Ron Reed, Atlanta
 June 22, 1969—Willie McCovey, San Francisco, vs. Gary Neibauer, Atlanta, 1st game
 Apr. 13, 1970—Hank Aaron, Atlanta, vs. Frank Reberger, San Francisco
 Sept. 10, 1971—Earl Williams, Atlanta vs. Gaylord Perry, San Francisco

CLUB LEVEL HOME RUNS AT ATLANTA STADIUM

- June 20, 1966—Joe Torre, Atlanta, vs. Chris Short, Philadelphia
 Sept. 7, 1968—Jim Wynn, Houston, vs. Phil Niekro, Atlanta
 Sept. 11, 1969—Willie McCovey, San Francisco vs. Ron Reed, Atlanta
 Aug. 21, 1973—Lum, Atlanta, vs. Rick Wise, Philadelphia
 Aug. 20, 1980—Cliff Johnson, Chicago, vs. Larry McWilliams, Atlanta

ATLANTA BRAVES TRIPLE PLAYS

- Aug. 29, 1969— vs. Cubs at Atlanta, 1st inning
 July 15, 1978— vs. Phillies at Atlanta, 7th inning
 June 5, 1986— vs. Padres at San Diego, 3th inning





1966-1987

1966-Bragan, mgr. Alou, cf Mathews, 3b Aaron, rf Carty, lf Torre, c Menke, ss Thomas, 1b Bolling, 2b Cloninger, p	1967-Hitchcock, mgr. Menke, ss Alou, 1b Aaron, rf Torre, c Carty, lf Jones, cf Boyer, 3b Woodward, 2b Lemaster, p	1968-Harris, mgr. Alou, cf Jackson, ss Aaron, rf Torre, c Boyer, 3b Johnson, 1b Lum, lf Millan, 2b Jarvis, p	1969-Harris, mgr. Alou, cf Millan, 2b Aaron, rf Cepeda, 1b Francona, lf Boyer, 3b Tillman, c Jackson, ss Jarvis, p
1970-Harris, mgr. Jackson, ss Millan, 2b Aaron, rf Carty, lf Cepeda, 1b Gonzales, cf Boyer, 3b Didier, c Niekro, p	1971-Harris, mgr. Jackson, cf Garr, lf Aaron, rf Cepeda, 1b King, c Millan, 2b Boyer, 3b Perez, ss Niekro, p	1972-Harris, mgr. Millan, 2b Garr, lf Aaron, rf Cepeda, 1b Williams, c Lum, cf Evans, 3b Perez, ss Niekro, p	1973-Mathews, mgr. Garr, lf Gilbreath, 3b Aaron, rf Baker, cf Evans, 1b Johnson, 2b Oates, c Perez, ss Gentry, p
1974-Mathews, mgr. Garr, rf Lum, 1b Evans, 3b Aaron, lf Baker, cf Johnson, 2b Oates, c Robinson, ss Niekro, p	1975-King, mgr. Garr, lf Perez, 2b Evans, 3b Lum, 1b Baker, cf Office, cf Correll, c Blanks, ss Niekro, p	1976-Bristol, mgr. Office, cf Royster, 3b Evans, 1b Wynn, lf Paciorek, rf Lacy, 2b Pocoroba, c Chaney, ss Morton, p	1977-Bristol, mgr. Office, cf Royster, 3b Montanez, 1b Burroughs, rf Mathews, lf Pocoroba, c Gilbreath, 2b Rockett, ss Messersmith, p
1978-Cox, mgr. Royster, 2b Office, cf Mathews, rf Burroughs, lf Pocoroba, c Murphy, 1b Bonnell, 3b Rockett, ss Niekro, p	1979-Cox, mgr. Bonnell, cf Mathews, rf Horner, 3b Burroughs, lf Lum, 1b Murphy, c Hubbard, 2b Frias, ss Niekro, p	1980-Cox, mgr. Miller, cf Royster, 2b Mathews, rf Horner, 3b Chambliss, 1b Murphy, lf Pocoroba, c Gomez, ss Niekro, p	1981-Cox, mgr. Washington, rf Hubbard, 2b Horner, 3b Chambliss, 1b Murphy, cf Linares, lf Benedict, c Ramirez, ss Boggs, p
1982-Torre, mgr. Butler, cf Hubbard, 2b Washington, rf Horner, 3b Murphy, lf Chambliss, 1b Benedict, c Ramirez, ss Mahler, p	1983-Torre, mgr. Butler, cf Ramirez, ss Washington, rf Murphy, lf Horner, 3b Chambliss, 1b Hubbard, 2b Benedict, c Niekro, p	1984-Torre, mgr. Washington, rf Royster, lf Murphy, cf Horner, 3b Watson, 1b Ramirez, ss Hubbard, 2b Benedict, c Barker, p	1985-Haas, mgr. Ramirez, ss Harper, rf Komminsk, lf Murphy, cf Horner, 3b Chambliss, 1b Cerone, c Hubbard, 2b Mahler, p
1986-Tanner, mgr. Washington, rf Ramirez, ss Murphy, cf Horner, 1b Harper, lf Virgil, c Oberkfell, 3b Hubbard, 2b Mahler, p	1987-Tanner, mgr. James, cf Thomas, ss Roenicke, 1b Murphy, rf Griffey, lf Virgil, c Oberkfell, 3b Hubbard, 2b Mahler, p		



OPENING GAMES

OPENING GAMES—1966—1987

Year	Date	Home/Away	Opponent	Score	Braves W/L	Pitchers Braves	of Record Opponent
1966	4/12	H	Pittsburgh	2-3	L	Cloninger	Schwall
1967	4/11	A	Houston	1-6	L	Kelley	Cuellar
	4/13	H	San Francisco	0-2	L	Cloninger	Perry
1968	4/10	A	St. Louis	1-2	L	Jarvis	Washburn
	4/12	H	Cincinnati	4-3	W	Niekro	Tsitouris
1969	4/7	H	San Francisco	5-4	W	Stone	Linzy
1970	4/7	A	San Diego	3-8	L	Niekro	Dobson
	4/13	H	San Francisco	9-3	W	Jarvis	Reberger
1971	4/5	A	Cincinnati	7-4	W	Upshaw	Granger
	4/9	H	Pittsburgh	2-8	L	Jarvis	Moose
1972	4/15	A	San Diego	5-6	L	Niekro	Kirby
	4/17	H	Los Angeles	3-8	L	Stone	Singer
1973	4/6	H	Houston	1-2	L	Upshaw	Gladding
1974	4/4	A	Cincinnati	6-7	L	Capra	C. Carroll
	4/8	H	Los Angeles	7-4	W	Reed	Downing
1975	4/7	A	Houston	2-6	L	Niekro	Dierker
	4/15	H	Houston	6-1	W	Niekro	Richard
1976	4/9	A	San Diego	2-8	L	Morton	Jones
	4/13	H	Cincinnati	1-6	L	Torrealba	Norman
1977	4/8	A	Houston	2-3	L	Johnson	Forsch
	4/15	H	Houston	4-3	W	Ruthven	Lemongello
1978	4/7	H	Los Angeles	4-13	L	Niekro	Sutton
1979	4/6	A	Houston	1-2	L	Niekro	Richard
	4/9	H	Cincinnati	4-9	L	M. Mahler	Seaver
1980	4/9	A	Cincinnati	0-9	L	Niekro	Pastore
	4/17	H	Cincinnati	1-4	L	Niekro	Pastore
1981	4/10	H	Cincinnati	5-3	W	Garber	Soto
1982	4/6	A	San Diego	1-0	W	R. Mahler	Eichelberger
	4/9	H	Houston	6-2	W	Boggs	Sutton
1983	4/4	A	Cincinnati	4-5	L	Bedrosian	Soto
	4/8	H	San Diego	4-2	W	Bedrosian	Chiffer
1984	4/3	H	Philadelphia	0-5	L	Barker	Carlton
1985	4/9	A	Philadelphia	6-0	W	Mahler	Carlton
	4/12	H	San Diego	3-7	L	Camp	Hawkins
1986	4/8	H	Montreal	6-0	W	R. Mahler	B. Smith
1987	4/7	H	Philadelphia	6-0	W	Mahler	Rawley



ALL TIME ATLANTA BRAVES TRADES

DATE	CLUB	OBTAINED	FOR
5-28-66	Chicago (NL)	Ted Abernathy, P	Lee Thomas, Inf
5-29-66	Chicago (NL)	John Hernstein, Inf-Of	Marty Keogh, Of
6-15-66	Cincinnati	Hank Fischer, P	Joey Jay, P
10-13-66	Houston	Ed Pacheco, Inf	Dan Schneider, P
		John Hoffman, C	Lee Bales, Inf
		Gene Ratliff, Of	Tom Dukes, P
11-29-66	New York (AL)	Clete Boyer, Inf	Bill Robinson, Of
			Federico Olivo, P
12-31-66	Houston	Bob Bruce, P	Eddie Mathews, Inf
		Dave Nicholson, Of	Arnold Umbach, P
			Santos Alomar, Inf
6-7-67	Philadelphia	Bob Uecker, C	Gene Oliver, Inf
6-15-67	Houston	Claude Raymond, P	Wade Blasingame, P
10-8-67	Houston	Sonny Jackson, Inf	Denny Lemaster, P
		Chuck Harrison, Inf	Denis Menke, Inf
10-10-67	Cincinnati	Deron Johnson, Inf	Mack Jones, Of
			Jay Ritchie, P
			Jim Beauchamp, Inf
			Bobby Cox, Inf
12-7-67	New York (AL)	Bob Tillman, C	
		Dale Roberts, P	
6-11-68	Cincinnati	Milt Pappas, P	Tony Cloninger, P
		Ted Davidson, P	Clay Carroll, P
		Bob Johnson, Inf	Bill Woodward, Inf
12-4-68	Houston	Bob Aspromonte, Inf	Orlando Martinez, Inf
3-17-69	St. Louis	Orlando Cepeda, Inf	Joe Torre, C-Inf
3-25-69	St. Louis	Dave Adlesh, C	Robert W. Johnson, Inf
6-12-69	San Diego	Tony Gonzalez, Of	Walt Hriniaak, C
			Van Kelly, Inf
			Andy Finlay, Of
9-8-69	California	Hoyt Wilhelm, P	Mickey Rivers, Of
		Bob Priddy, P	Clint Compton, P
10-21-69	Kansas City	Dave Wickersham, P	Ron Tompkins, P
12-2-69	Montreal	Larry Jaster, P	James A. Britton, P
			Don Johnson, C
12-3-69	Oakland	Jim Nash, P	Felipe Alou, Of
10-21-70	California	Marty Perez, Inf	John Burns, C
11-30-70	Chicago (NL)	Hoyt Wilhelm, P	Hal Breeden, Inf
12-1-70	New York (NL)	Ron Herbel, P	Bob Aspromonte, Inf
12-2-71	Texas	Paul Casanova, C	Hal King, C
6-15-72	Philadelphia	Joe Hoerner, P	Jim Nash, P
		Andre Thornton, Inf	Gary Neibauer, P
6-29-72	Oakland	Denny McLain, P	Orlando Cepeda, Inf
10-20-72	Chicago (NL)	Tom Phoebus, P	Tony LaRussa, Inf
10-27-72	Texas	Jim Panther, P	Rico Carty, Of
11-2-72	New York (NL)	Gary Gentry, P	Felix Millan, Inf
		Danny Frisella, P	George Stone, P
11-30-72	Baltimore	Pat Dobson, P	Earl Williams, C
		Roric Harrison, P	Taylor Duncan, Inf
		Dave Johnson, Inf	
		John Oates, C	
2-28-73	Montreal	Carl Morton, P	Pat Jarvis, P
4-22-73	Houston	Norm Miller, Of	Cecil Upshaw, P
5-14-73	Detroit	Gene Lamont, C	Bob Didier, C
5-19-73	Chicago (NL)	Joe Pepitone, Inf-Of	Andre Thornton, Inf
5-22-73	Houston	Larry Howard, C	Tom Heierle, C
6-7-73	New York (AL)	Frank Tepedino, Inf	Pat Dobson, P
		Wayne Nordhagen, Of	
		Alan Closter, P	
		Dave Cheadle, P	
12-3-73	Philadelphia	Barry Lersch, P	Ron Schueler, P
		Craig Robinson, Inf	Gil Garrido, Inf
		Bob Beall, Inf-Of	
11-2-74	Milwaukee	Dave May, Of	Hank Aaron, Of
		Roger Alexander, P	



ATLANTA BRAVES TRADES

ALL TIME ATLANTA BRAVES TRADES (continued)

DATE	CLUB	OBTAINED	FOR
3-26-74	Boston	Vic Correll, C	Chuck Goggin, Inf
11-8-74	San Diego	Clarence Gaston, Of	Danny Frisella, P
12-3-74	Chicago (AL)	Richie Allen, Inf	Jim Essian, C
4-17-75	Baltimore	Earl Williams, C-Inf	Jimmy Freeman, P
5-7-75	Philadelphia	Jim Essian, C	Richie Allen, Inf
		Barry Bonnell, Of	Johnny Oates, C
5-28-75	St. Louis	Elias Sosa, P	Ron Reed, P
		Ray Sadecki, P	Wayne Nordhagen, Of
6-7-75	Cleveland	Johnny Odom, P	Roric Harrison, P
		Rob Belloir, Inf	
6-11-75	San Francisco	Ed Goodson, Inf	Craig Robinson, Inf
11-17-75	Los Angeles	Jim Wynn, Of	Dusty Baker, Of
		Tom Paciorek, Of	Ed Goodson, Inf
		Lee Lacy, Inf	
		Jerry Royster, Inf	
12-12-75	Boston	Roger Moret, P	Tom House, P
12-12-75	Cincinnati	Darrel Chaney, Inf	Mike Lum, Of
12-12-75	Chicago (AL)	Ken Henderson, Of	Ralph Garr, Of
		Dick Ruthven, P	Larvell Blanks, Inf
		Danny Osborn, P	
6-13-76	San Francisco	Willie Montanez, Inf	Darrell Evans, Inf
		Craig Robinson, Inf	Marty Perez, Inf
		Jake Brown, Of	
		Mike Eden, Inf	
6-15-76	Chicago (AL)	Pete Varney, C	Johnny Odom, P
6-23-76	Los Angeles	Mike Marshall, P	Elias Sosa, P
			Lee Lacy, Inf
12-9-76	Texas	Jeff Burroughs, Of	Ken Henderson, Of
			Dave May, Of
			Carl Morton, P
			Roger Moret, P
			Adrian Devine, P
			Willie Montanez, Inf
12-8-77	Texas	Adrian Devine, P	
		Tommy Boggs, P	
		Ed Miller, Of	
6-15-78	Philadelphia	Gene Garber, P	Dick Ruthven, P
3-31-79	Montreal	Pepe Frias, Inf	Dave Campbell, P
5-25-79	Houston	Bo McLaughlin, P	Frank LaCorte, P
12-3-79	Chicago (AL)	Bill Nahorodny, C	Rick Wieters, P
12-5-79	Toronto	Chris Chambliss, Inf	Joey McLaughlin, P
		Luis Gomez, Inf	Barry Bonnell, Of
			Pat Rockett, Inf
12-7-79	Texas	Doyle Alexander, P	Adrian Devine, P
		Larvell Blanks, Inf	Pepe Frias, Inf
3-28-80	Pittsburgh	Greg Field, P	Eddie Solomon, P
12-16-80	San Francisco	John Montefusco, P	Doyle Alexander, P
		Craig Landis, Of	
3-7-81	Seattle	Carlos Diaz, P	Jeff Burroughs, Of
3-25-81	Philadelphia	Bob Walk, P	Gary Matthews, Of
3-23-82	Detroit	Roger Weaver, P	Ed Miller, Of
4-23-82	New York (AL)	Bob Watson, Inf	Scott Patterson, P
6-29-82	Pittsburgh	Pascual Perez, P	Larry McWilliams, P
		Carlos Rios, Inf	
9-10-82	New York (AL)	Tom Hausman, P	Carlos Diaz, P
8-29-83	Cleveland	Len Barker, P	Rick Behenna, P
			Brett Butler, Of
			Brook Jacoby, Inf
6-15-84	St. Louis	Ken Oberkfell, Inf	Mike Jorgensen, Inf
			Ken Dayley, P
12-4-84	New York (AL)	Rick Cerone, C	Brian Fisher, P
4-17-85	San Francisco	Johnny Rabb, Of	Alex Trevino, C
12-6-85	New York (AL)	Billy Sample, Of	Miguel Sosa, Inf
12-10-85	Philadelphia	Ozzie Virgil, C	Steve Bedrosian, P
		Pete Smith, P	Milt Thompson, Of



ALL TIME ATLANTA BRAVES TRADES (continued)

DATE	CLUB	OBTAINED	FOR
3-5-86	Milwaukee	Ted Simmons, IF/C	Rick Cerone, C David Clay, P Flavio Alfaro, IF Ken Griffey, OF
6-29-86	New York (AL)	Claudell Washington, OF Paul Zuvella, IF	Andre Robertson, IF Duane Ward, P Joe Johnson, P
7-5-86	Toronto	Doyte Alexander, P	Steve Shields, P
7-6-86	Toronto	Jim Acker, P	Brad Komminsk
9-23-86	Kansas City	Darryl Motley, OF	
1-19-87	Milwaukee	Dion James, OF	
1-21-87		Gary Roenicke, OF	
1-27-87	Detroit	Chuck Cary, P Randy O'Neal, P	Terry Harper, OF Freddie Tiburcio
2-2-87	Toronto	Damaso Garcia, IF	Craig McMurtry, P
7-24-87	St. Louis	Joe Boever, P	Randy O'Neal, P
8-13-87	Detroit	John Smoltz, P	Doyle Alexander, P
8-30-87	Kansas City	Player to be named later	Gene Garber, P
9-3-87	Kansas City	Terry Bell, C (as PTBNL)	Gene Garber, P
11-11-87	New York (NL)	Terry Blocker, OF	Kevin Brown, P (as PTBNL)
12-8-87	Houston	Mike Stoker, Ed Whited	Ratael Ramirez, Inf

ONE TO REMEMBER IN 1985

On July 4th (and 5th), 1985, the Braves played a 19 inning marathon game with the New York Mets, losing 16-13 to the Mets after 6 hours and 21 minutes of playing time. The highlight of the game came in the 18th inning when pitcher Rick Camp faced an 0-2 count with two outs and the Mets leading, 11-10. Camp sent the game into the 19th with the first home run of his major league career.... Here are some assorted records and facts about the game:

- The game ended at 3:55 A.M., 6 hours and 10 minutes — and 41 minutes of rain delay — after the first pitch was thrown at 9:04 P.M. — 1 hour and 24 minutes after the scheduled start. According to the best available data from Elias Sports Bureau, that was the latest a National League game had ever ended. The Phillies beat the Expos 6-1 in 20 innings on August 10, 1977 in a game ending at 3:23 A.M.... There are 3 other known games that ended after 3:00 A.M.; New York vs. Philadelphia on 9/26/75, ending at 3:15 A.M.; St. Louis vs. New York on 9/11/74 ending at 3:13 A.M.; and San Francisco vs. Philadelphia on 6/9/80 ending at 3:11 A.M.
- There were 615 pitches thrown by the two teams, 310 by Atlanta, 305 by New York.
- The 7 runs scored by the two teams in the 19th inning were the most since the Phillies and the Dodgers combined for 6 runs in that frame on April 30, 1919.... Also, the Mets 5 runs were the most scored by a N.L. club ever in the 19th inning.
- The 19 inning game qualified as the longest ever played in Atlanta Fulton County Stadium, surpassing two 18-inning games.... It was the second longest in Atlanta history, trailing a 20-inning 5-4 loss to Philadelphia 5/4/73.... It was the longest game in the National League in terms of innings since the Dodgers and Cubs played 21 innings on 8/17/82.... Going into the 1986 season, there had been 22 N.L. games lasting longer than 22 innings with the longest being a 26 inning game between the Boston Braves and the Brooklyn Dodgers that wound up in a 1-1 tie.... The longest game played to conclusion in the N.L. was a 25-inning battle won by St. Louis over New York on September 11, 1974.
- The 6 hours and 10 minutes in actual playing time was the longest accumulated by an Atlanta team, passing up the 5:16 minute/20-inning game they played on May 4, 1973 in a 5-4 loss to Philadelphia.... The longest N.L. game in terms of time was a 7 hour, 23 minute affair between the Mets and Giants on May 31, 1964 in a game won by San Francisco in the 2nd half of a day double-header. The longest night game was 7:04 in a 4-3 Cardinal win over the Mets on September 11, 1974.... The White Sox and Brewers played an 8 hour, 6 minute 25-inning game in 1984 (suspended and played over 2 days) won by the Sox 7-6.
- The longest game in organized baseball was a minor league contest between Pawtucket and Rochester on April 19, 1981. The entire game lasted 33 innings and covered 8 hours and 25 minutes of playing time. The game was suspended at 4:09 A.M. (51 minutes before sunrise) in Pawtucket with the score tied at 2-2 after 32 innings and completed at a later date.



ATLANTA BRAVES ROSTER

TWENTY-TWO YEAR ATLANTA BRAVES ROSTER, 1966-87

000 players have appeared in at least one game for the Atlanta Braves during the last 22 years. They are listed below along with all Atlanta Braves managers and coaches.

— A —

Aaron, Hank, 1966-74
Aaron, Tommie, 1968-71
Abernathy, Ted, 1966
Acker, Jim, 1986-
Aker, Jack, 1974
Alexander, George, 1980, 1986-87
Alomar, Santos, 1966
Alou, Felipe, 1966-69
Alvarez, Jose, 1981-82
Aspromonte, Bob, 1969-70
Asselstine, Brian, 1976-81
Assenmacher, Paul, 1986-
Autry, Al, 1976

— B —

Baker, Dusty, 1968-75
Bales, Lee, 1966
Baber, Steve, 1970-72
Barker, Len, 1983-85
Beall, Bob, 1975, 1978-79
Beard, Mike, 1974-77
Beauchamp, Jim, 1967
Bedrosian, Steve, 1981-85
Behenna, Rick, 1983
Bell, Terry, 1987-
Bellor, Rob, 1975-78
Benedict, Bruce, 1978-
Blanks, Larvell, 1972-75, 80
Blasingame, Wade, 1966-67
Blauser, Jeff, 1987-
Boever, Joe, 1987-
Boggs, Tommy, 1978-83
Bolling, Frank, 1966
Bonnell, Barry, 1977-79
Bouton, Jim, 1978
Boyer, Clete, 1967-71
Bradford, Larry, 1977, 79-81
Breazale, Jim, 1969, 71-72
Britton, Jim, 1967-69
Brizzolara, Tony, 1979, 83-84
Brown, Oscar, 1969-73
Bruce, Bob, 1967
Burroughs, Jeff, 1977-80
Butler, Brett, 1981-83

— C —

Camp, Rick, 1976-78, 80-85
Campbell, Dave, 1977-78
Capra, Buzz, 1974-77
Cardwell, Don, 1970
Carroll, Clay, 1966-68
Cary, Chuck, 1987-
Carty, Rico, 1966-72
Casanova, Paul, 1972-74
Causey, Wayne, 1968
Cepeda, Orlando, 1969-72
Cerone, Rick, 1985
Chambiss, Chris, 1980-
Chaney, Darrel, 1976-79
Cheadle, Dave, 1973
Clark, Glenn, 1967
Clary, Marty, 1987-
Cline, Ty, 1966-67
Cloninger, Tony, 1966-68
Closter, Alan, 1973
Coffman, Kevin, 1987-
Collins, Don, 1977
Cooper, Gary, 1980
Correll, Vic, 1974-77
Cowley, Joe, 1982
Crowley, Terry, 1976

— D —

Dal Canton, Bruce, 1975-76
Davey, Mike, 1977-78
Davidson, Ted, 1968
Davis, Trench, 1987
Dayley, Ken, 1982-84
Dedmon, Jeff, 1983-
de la hoz, Mike, 1966-67
Devine, Adrian, 1973-76, 78-79
Diaz, Carlos, 1982
Didier, Bob, 1969-72
Dietz, Dick, 1973
Doobson, Pat, 1973
Dobys, Paul, 1969

— E —

Easterly, Jamie, 1974-79
Eden, Mike, 1976
Evans, Darrell, 1969-76

— F —

Falcone, Pete, 1983-84
Fischer, Hank, 1966
Fischlin, Mike, 1967
Ford, Wenty, 1973
Forster, Terry, 1983-85
Foster, Leo, 1971-74
Franco, Tito, 1967-69
Freeman, Jimmy, 1972-73
Frias, Pepe, 1979
Frisella, Danny, 1973-74

Fuller, John, 1974

— G —

Gant, Ron, 1987-
Garber, Gene, 1978-87
Garr, Ralph, 1968-75
Garrett, Adrian, 1966
Garrido, Gil, 1968-72
Gaston, Clarence, 1967, 75-78
Gatewood, Aubrey, 1970
Geiger, Gary, 1966-67
Gentry, Gary, 1973-75
Gilbreath, Rod, 1972-78
Giavine, Tom, 1987-
Goggin, Chuck, 1973
Gomez, Luis, 1980-81
Gonzalez, Tony, 1969-70
Goodson, Ed, 1975
Griffey, Ken, 1986-
Guinn, Skip, 1968

— H —

Hall, Albert, 1981-
Hall, Jimmie, 1970
Hanna, Preston, 1975-82
Hardin, Jim, 1972
Harjan, Steve, 1977
Harper, Terry, 1980-86
Harrison, Ronic, 1973-75
Hausman, Tom, 1982
Henderson, Ken, 1976
Herbel, Ron, 1971
Hermoso, Angel, 1967
Hernandez, Ramon, 1967
Herrnstein, John, 1966
Hill, Gary, 1969
Hippa, Herb, 1966
Hoerner, Joe, 1972-73
Horner, Bob, 1978-86
House, Tom, 1971-75
Howard, Larry, 1973
Hrabosky, Al, 1980-82
Hrniak, Walt, 1968-69
Hubbard, Glenn, 1978-87

— J —

Jackson, Sonny, 1968-74
Jacoby, Brook, 1981, 83
James, Dion, 1987-
Jarvis, Pat, 1966-72
Jaster, Larry, 1970, 72
Jay, Joey, 1966
Johnson, Bob D, 1977
Johnson, Bob, W, 1968
Johnson, Dave, 1973-75
Johnson, Deron, 1968
Johnson, Joe, 1985-86
Johnson, Ken, 1966-69
Johnson, Randy, 1982-84
Jones, Mack, 1966-67
Jorgensen, Mike, 1983-84

— K —

Kelley, Dick, 1966-68
Kelley, Tom, 1971-73
Kester, Rick, 1968-70
Keough, Marty, 1966
King, Hal, 1970-71
Kline, Ron, 1970
Kline, Steve, 1977
Kommnick, Brad, 1983-86
Kopacz, George, 1966
Krausse, Lew, 1974

— L —

LaCorte, Frank, 1975-79
Lacy, Lee, 1976
LaRussa, Tony, 1971
Lau, Charlie, 1967
Lemaster, Denny, 1966-67
Leon, Max, 1973-78
Linares, Rulino, 1981-82, 84
Lum, Mike, 1967-75, 79-81

— M —

Macha, Mike, 1979
Maddox, Jerry, 1978
Mahler, Mickey, 1977-79
Mahler, Rick, 1979-
Marshall, Mike, 1976-77
Martinez, Marty, 1967-68
Mathews, Eddie, 1966
Mathews, Gary, 1977-80
Matuila, Rick, 1979-81
Maxie, Larry, 1969
May, Dave, 1975-76
McLain, Denny, 1972
McLaughlin, Joey, 1977, 79
McLaughlin, Bo, 1979
McMurtry, Craig, 1983-86
McQueen, Mike, 1969-72
McWilliams, Larry, 1978-82, 1987
Menke, Dennis, 1966-67
Messersmith, Andy, 1976-77

Millan, Felix, 1966-72
Miller, Ed, 1978-81
Miller, Norm, 1973-74
Miller, Stu, 1968
Montanez, Willie, 1976-77
Montefusco, John, 1981
Moore, Alvin, 1976-77
Moore, Donnie, 1982-84
Moreno, Omar, 1986
Moret, Roger, 1976
Morton, Carl, 1973-76
Motley, Darrel, 1986-1987
Murphy, Dale, 1976-
Murrell, Ivan, 1974

— N —

Nahorodny, Bill, 1980-81
Nash, Jim, 1970-72
Navarro, Julio, 1970
Neibauer, Gary, 1969-73
Nettles, Graig, 1987-
Nicholson, Dave, 1967
Niecko, Joe, 1973-74
Niecko, Phil, 1966-87, 1987
Nolan, Joe, 1975, 77-80

— O —

Oates, Johnny, 1973-75
Oberkell, Ken, 1984-
O'Dell, Billy, 1966
Odum, John, 1975
Office, Rowland, 1972-79
Oliver, Gene, 1966-67
Olivo, Chi, Chi, 1966
Olwine, Ed, 1986-
O'Neal, Randy, 1987
Owen, Larry, 1981-85

— P —

Paciorek, Tom, 1976-78
Page, Mike, 1968
Palmer, David, 1986-87
Panther, Jim, 1973
Pappas, Milt, 1968-70
Payne, Mike, 1984
Peplone, Joe, 1973
Perez, Marty, 1971-76
Perez, Pascual, 1982-85
Perry, Gaylord, 1981
Perry, Gerald, 1983-
Pierce, Jack, 1973-74
Pocoroba, Biff, 1975-84
Porter, Bob, 1981-82
Priddy, Bob, 1969-71
Puleo, Charlie, 1986-

— R —

Rabb, Johnny, 1985
Rakow, Ed, 1967
Ramirez, Rafael, 1980-87
Raymond, Claude, 1967-69
Reed, Ron, 1966-75
Ritchie, Jay, 1966-67
Robinson, Bill, 1966
Robinson, Craig, 1974-77
Rockett, Pat, 1976-78
Roenicke, Gary, 1987-
Royster, Jerry, 1976-84
Ruiz, Chico, 1978, 80
Runge, Paul, 1981-
Rulthven, Dick, 1976-78

— S —

Sadecki, Ray, 1975
Sadowski, Ed, 1966
Sampie, Billy, 1986
Santorini, Al, 1968
Schneider, Dan, 1966
Schueler, Ron, 1972-73
Schuler, Dave, 1985
Schwall, Don, 1966-67
Shields, Steve, 1985-86
Simmons, Ted, 1986-
Sinatro, Matt, 1981-84
Skok, Craig, 1978-79
Small, Hank, 1978
Smith, Ken, 1981-82
Smith, Pete, 1987
Smith, Zane, 1984-
Sosa, Elias, 1975-76
Spikes, Charlie, 1979-80
Staeble, Marv, 1971
Stone, George, 1967-72
Solomon, Eddie, 1977-79
Speck, Cliff, 1985
Sutter, Bruce, 1985-

— T —

Tepedino, Frank, 1973-75
Theiss, Duane, 1977-78
Thomas, Andres, 1985-
Thomas, Lee, 1966
Thompson, Mike, 1974-75

Thompson, Milt, 1984-85
Tillman, Bob, 1968-70
Torre, Joe, 1966-68
Torrealba, Pablo, 1975-76
Trevino, Alex, 1984

— U —

Uecker, Bob, 1967
Umbach, Arnie, 1966
Upshaw, Cecil, 1966-73

— V —

Valdespino, Sandy, 1968
Varney, Pete, 1976
Vaughan, Charlie, 1966, 69
Velazquez, Freddie, 1973
Versalles, Zoilo, 1971
Virgil, Ozzie, 1986-

— W —

Walk, Bob, 1981-83
Ward, Duane, 1986
Washington, Claudell, 1981-86
Watson, 1982-84
Wessinger, Jim, 1979
Whisenton, Larry, 1977-79, 81-82
Williams, Hoyt, 1969-71
Williams, Earl, 1970-72, 75-76
Woodward, Woody, 1966-68
Wynn, Jim, 1976

— Z —

Zuvella, Paul, 1982-85

MANAGERS

Bragan, Bobby, 1966
Bristol, Dave, 1976-77
Cox, Bobby, 1978-81
Haas, Eddie, 1985
Harris, Luman, 1968-72
Hitchcock, Billy, 1967
King, Clyde, 1974-75
Mathews, Eddie, 1972-74
Ryan, Connie, 1975
Silvestri, Ken, 1967
Tanner, Chuck, 1986-
Torre, Joe, 1982-84
Turner, Ted, 1977
Wine, Bobby, 1985

COACHES

Aaron, Tommie, 1979-84
Adair, Billy, 1967
Appling, Luke, 1981, 84
Bartimore, Tony, 1986-
Benson, Vern, 1976-77
Boyer, Cloyd, 1978-81
Burdette, Lew, 1972-73
Burgess, Tom, 1978
Busby, Jim, 1968-75
Cannizzaro, Chris, 1976-78
Dews, Bobby, 1979-81, 85
Dorish, Harry, 1969-71
Gibson, Bob, 1982-84
Goodman, Billy, 1968-70
Grammas, Alex, 1979
Haas, Eddie, 1974, 77, 84
Hartsfield, Roy, 1973
Hitchcock, Billy, 1966
Jackson, Sonny, 1982-83
Jones, Clarence, 1985
Kennedy, Bob, 1967
Mathews, Eddie, 1971-72
Maxvill, Dal, 1982-84
Mazzone, Leo, 1985
Monchak, Al, 1986-
Morales, Rich, 1987
Nixon, Russ, 1986-87
Pignatano, Joe, 1982-84
Resinger, Grover, 1966
Ryan, Connie, 1971, 73-74
Sain, Johnny, 1977, 85-86
Silvestri, Ken, 1966-75
Skinner, Bob, 1986-
Storker, Brian, 1985
Stargell, Willie, 1986-
Starrlette, Herm, 1974-76
Sullivan, John, 1980-81
Walker, Ruben, 1982-84
Ward, Pete, 1978
White, Jo Jo, 1966
Wine, Bobby, 1985
Wyatt, Whitlow, 1966-67
Ziem, Steve, 1987

ATLANTA ATTENDANCE



YEAR-BY-YEAR ATTENDANCE IN ATLANTA

Year	Home			Away		
	Attendance	Home Dates	Average	Attendance	Away Dates	Average
1966	1,539,801	76	20,260	1,398,368	77	18,160
1967	1,389,222	80	17,365	1,226,510	72	17,035
1968	1,126,540	80	14,081	1,121,620	72	15,578
1969	1,458,320	74	19,707	1,346,487	74	18,196
1970	1,078,848	74	14,579	1,352,365	74	18,275
1971	1,006,320	76	13,241	1,456,512	75	19,420
1972	752,973	68	11,073	1,396,486	71	19,669
1973	800,655	68	11,774	1,546,201	77	20,081
1974	981,085	75	13,081	1,685,587	76	22,179
1975	534,672	73	7,324	1,375,545	77	17,862
1976	818,179	71	11,524	1,197,982	75	15,973
1977	872,464	80	10,906	1,383,686	76	18,206
1978	904,494	75	12,060	1,594,956	76	20,986
1979	769,465	75	10,260	1,636,611	76	21,534
1980	1,048,411	77	13,616	1,544,747	78	19,804
1981*	535,418	49	10,927	1,152,852	56	20,587
1982	1,801,985	78	23,102	1,985,595	79	25,134
1983	2,119,935	77	27,532	1,855,533	78	23,789
1984	1,724,892	79	21,834	1,635,406	77	21,239
1985	1,350,137	79	17,090	1,658,044	79	20,988
1986	1,387,181	80	17,340	1,840,076	79	23,292
1987	1,217,402	80	15,218	1,911,559	79	24,197
Totals	25,218,399	1644	15,339	33,303,328	1653	20,147

*Interrupted by strike

TOP TEN ATLANTA REGULAR SEASON BASEBALL CROWDS

Date	Attendance	Opponent	Score
1. April 8, 1974	53,775	Los Angeles	7-4
2. Aug. 9, 1966	52,270	Los Angeles	2-1
3. June 26, 1966	51,275	Los Angeles	1-2
4. Apr. 12, 1966	50,671	Pittsburgh	2-3
5. July 4, 1972	50,597	Chicago	5-1, 3-3
6. July 4, 1977	50,595	Cincinnati	5-4
7. July 24, 1976	50,419	Cincinnati	5-4, 3-6
8. July 4, 1982	48,905	Cincinnati	4-1
9. Aug. 13, 1983	48,566	Los Angeles	8-7
10. July 2, 1983	48,537	Cincinnati	4-2

TEN SMALLEST REGULAR SEASON CROWDS AT ATLANTA FULTON COUNTY STADIUM

Date	Attendance	Opponent	Score	Day
1. Sept. 8, 1975	737	Houston	6-9	Mon. (N)
2. Sept. 6, 1977	877	San Francisco	2-12	Tue. (N)
3. Sept. 14, 1976	970	Houston (DH)	3-4, 4-3	Tue. (N)
4. Sept. 24, 1974	1,045	San Francisco	7-6	Wed. (N)
5. Sept. 4, 1975	1,062	San Diego	2-1	Thu. (N)
6. Sept. 3, 1975	1,119	San Diego	9-10	Wed. (N)
7. Sept. 15, 1976	1,145	Houston	3-4	Wed. (N)
8. Sept. 5, 1978	1,192	San Diego	8-1	Tue. (N)
9. Sept. 28, 1976	1,306	San Francisco	1-4	Tue. (N)
10. Sept. 17, 1973	1,362	San Diego	7-0	Mon. (N)



ATTENDANCE RECORDS

ATLANTA STADIUM ATTENDANCE HIGHS

	Date	Attendance	Opponent	Score
Single Game	Apr. 8, 1974	53,775	Los Angeles	7-4
Day Game	June 26, 1966	51,275	Los Angeles	1-2
Night Game	Apr. 8, 1974	53,775	Los Angeles	7-4
Day Doubleheader	July 18, 1971	46,489	San Francisco	4-5, 4-2
Twi-night Doubleheader	July 4, 1972	50,497	Chicago	5-3, 1-3
Opening Night	Apr. 8, 1974	53,775	Los Angeles	7-4
Four-Game Series	June 24-26, 1966	160,607	Los Angeles	—
Three-Game Series	Aug. 12-14, 1983	143,968	Los Angeles	—
Two-Game Series	July 26-27, 1986	77,738	New York	—
Memorial Day	May 30, 1966(T-N)	40,702	Los Angeles	6-10
Independence Day	July 4, 1972(T-N)	50,597	Chicago	5-3, 1-3
Labor Day	Sept. 5, 1983(N)	19,116	Houston	7-5
Weeknight	Apr. 8, 1974(Mon.)	53,775	Los Angeles	7-4
Saturday	July 24, 1977(T-N)	50,419	Cincinnati	5-4, 3-6
Sunday	June 26, 1966	51,275	Los Angeles	1-2

The smallest crowd in Atlanta-Fulton County Stadium history was 737, Monday, Sept. 8, 1975 against Houston. Houston won 9-6.

HIGHEST ATLANTA ATTENDANCE VS. N.L. CLUBS

Club	Date	Attendance	Score
Chicago	July 4, 1972	50,597	5-1, 3-3
Cincinnati	July 4, 1977	50,595	5-4
Houston	April 15, 1977	46,499	4-3
Los Angeles	April 8, 1974	53,775	7-4
Montreal	July 16, 1983	48,139	6-3
New York	June 11, 1974	45,296	4-3
Philadelphia	August 17, 1974	45,805	7-6
Pittsburgh	April 12, 1966	50,671	2-3
St. Louis	May 15, 1982	48,433	6-7
San Diego	July 4, 1980	46,071	9-0
San Francisco	June 11, 1983	48,381	6-7

1987
IN
REVIEW





FINAL 1987 STATISTICS

FINAL 1987 MAJOR LEAGUE STANDINGS

N.L. East	Won	Lost	PCT.	GB	A.L. East	Won	Lost	PCT.	GB
St. Louis	95	67	.586	—	Detroit	98	64	.605	—
New York	92	70	.568	3	Toronto	96	66	.593	2
Montreal	91	71	.562	4	Milwaukee	91	71	.562	7
Philadelphia	80	82	.494	15	New York	89	73	.549	9
Pittsburgh	80	82	.494	15	Boston	78	84	.481	20
Chicago	76	85	.472	18.5	Baltimore	67	95	.414	31
					Cleveland	61	101	.377	37

N.L. West	Won	Lost	PCT.	GB	A.L. West	Won	Lost	PCT.	GB
San Francisco	90	72	.556	—	Minnesota	85	77	.525	—
Cincinnati	84	78	.519	6	Kansas City	83	79	.512	2
Houston	76	86	.469	14	Oakland	81	81	.500	4
Los Angeles	73	89	.451	17	Seattle	78	84	.481	7
Atlanta	69	92	.429	20.5	Chicago	77	85	.475	8
San Diego	65	97	.401	25	California	75	87	.463	10
					Texas	75	87	.463	10

NATIONAL LEAGUE TEAM STATISTICS

CLUB BATTING

CLUB	AVG.	OBA	G	AB	R	H	TB	2B	3B	HR	RBI	SH-SF	HP	BB-IBB	SO	SB-CS	GDP	LOB	SHO
New York	.268	.339	162	5601	823	1499	2430	287	34	192	771	70-39	31	592-73	1012	159-49	94	1189	5
Cincinnati	.266	.330	162	5560	783	1478	2374	262	29	192	747	57-34	31	514-55	928	169-46	129	1068	7
Montreal	.265	.328	162	5527	741	1467	2215	310	39	120	695	57-42	35	501-77	918	166-74	100	1091	11
Pittsburgh	.264	.330	162	5536	723	1464	2229	282	45	131	684	71-51	29	535-67	914	140-58	121	1163	6
Chicago	.264	.326	161	5583	720	1475	2412	244	33	209	683	59-30	21	504-45	1064	109-48	109	1154	7
St. Louis	.263	.340	162	5500	798	1449	2081	252	49	94	746	84-51	18	644-61	933	248-72	126	1140	4
San Diego	.260	.332	162	5456	668	1419	2063	209	48	113	621	81-36	27	577-75	992	198-91	122	1166	14
San Francisco	.260	.324	162	5608	783	1458	2411	274	32	205	731	55-35	39	511-73	1094	126-96	99	1079	8
Atlanta	.258	.339	161	5428	747	1401	2189	284	24	152	696	86-34	38	641-82	834	135-68	133	1173	7
Philadelphia	.254	.327	162	5475	702	1390	2247	248	51	169	662	63-40	25	587-51	1109	111-49	133	1138	5
Houston	.253	.318	162	5485	648	1386	2046	238	28	122	603	58-50	24	526-52	936	162-46	115	1158	8
Los Angeles	.252	.309	162	5517	635	1389	2046	236	23	125	594	82-39	31	445-70	923	128-59	126	1094	16

CLUB PITCHING

CLUB	CLUB PITCHING																ATTENDANCE	
	W-L	ERA	G	CG	SHO	SV	IP	H	R	ER	HR	HB	BB-IBB	SO	WP	BK	HOME	ROAD
San Francisco	90-72	3.68	162	19	10	38	1471.0	1407	669	601	146	27	547-86	1038	59	25	1,917,863	2,157,748
Los Angeles	73-89	3.72	162	29	8	31	1455.0	1415	675	601	130	28	565-62	1097	54	18	2,800,409	2,120,811
Houston	76-86	3.84	162	13	13	33	1441.1	1363	678	615	141	26	525-61	1137	39	14	1,909,902	1,894,294
New York	92-70	3.84	162	16	7	51	1454.0	1407	698	621	135	34	510-51	1032	42	13	3,027,121	2,323,808
St. Louis	95-67	3.91	162	10	7	48	1466.0	1484	693	637	129	27	533-78	873	46	22	3,072,122	2,321,960
Montreal	91-71	3.92	162	16	8	50	1450.1	1428	720	631	145	26	446-45	1012	47	14	1,850,324	2,006,276
Philadelphia	80-82	4.18	162	13	7	48	1448.1	1453	749	673	167	35	587-86	877	35	23	2,100,110	2,081,384
Pittsburgh	80-82	4.20	162	25	13	39	1445.0	1377	744	674	164	22	562-60	914	61	18	1,181,193	1,901,676
Cincinnati	84-78	4.24	162	7	6	44	1452.1	1486	752	685	170	22	485-68	919	33	13	2,185,205	2,140,240
San Diego	65-97	4.27	162	14	10	33	1433.1	1402	763	680	175	36	602-62	897	55	21	1,454,061	1,805,278
Chicago	76-85	4.55	161	11	5	48	1434.2	1524	801	726	159	27	628-67	1024	58	29	2,035,130	2,085,808
Atlanta	69-92	4.63	161	16	4	32	1427.2	1529	829	734	163	39	587-55	837	42	9	1,217,402	1,911,559

FINAL 1987 STATISTICS



'87 NL TEAM STATISTICS (continued)

Club	PCT	G	CLUB FIELDING						
			PO	A	E	TC	DP	TP	PB
St. Louis	.982	162	4398	1870	116	6384	172	0	16
Atlanta	.982	161	4283	1921	116	6320	170	0	11
Houston	.981	162	4324	1617	116	6057	113	1	11
Pittsburgh	.980	162	4335	1834	123	6292	147	1	9
Philadelphia	.980	162	4345	1711	121	6177	137	0	17
San Francisco	.980	162	4413	1861	129	6403	183	0	15
Chicago	.979	161	4304	1787	130	6221	154	0	13
Cincinnati	.979	162	4357	1643	130	6130	137	0	13
New York	.978	162	4362	1797	137	6296	137	0	9
San Diego	.976	162	4300	1799	147	6246	135	0	22
Montreal	.976	162	4351	1679	147	6177	122	0	8
Los Angeles	.975	162	4365	1790	155	6310	144	0	8
Totals	.979	971	52137	21309	1567	75013	1751	2	152

BRAVES' 1987 FINAL BATTING STATISTICS

Player	AVG.	OBA	G	AB	R	H	TB	2B	3B	HR	RBI-GW	SH-SF	HP	BB-IBB	SO	SB-CS	GDP	E	AB	H	HR	BI	PINCH-HIT	
																							E	AB
Bell	.000	.000	1	1	0	0	0	0	0	0	0-0	0-0	0	0-0	1	0-0	0	0	1	0	0	0	0	
Benedict	.147	.277	37	95	4	14	18	1	0	1	5-0	2-0	0	17-0	15	0-1	2	2	2	2	0	0	0	
Blauser	.242	.328	51	165	11	40	58	6	3	2	15-1	1-0	3	18-1	34	7-3	4	9	1	0	0	0		
Davis	.000	.000	6	3	0	0	0	0	0	0	0-0	0-0	0	0-0	1	0-0	0	0	3	0	0	0	0	
Fischlin	—	—	1	0	0	0	0	0	0	0	0-0	0-0	0	0-0	0	0-0	0	0	0	0	0	0	0	
Gant	.265	.271	21	83	9	22	32	4	0	2	9-0	1-1	0	1-0	11	4-2	3	3	1	0	0	0	0	
Griffey	.286	.358	122	399	65	114	182	24	1	14	64-8	1-4	1	46-11	54	4-7	12	2	18	11	0	8		
Hall	.284	.369	92	292	54	83	120	20	4	3	24-2	4-1	2	38-3	36	33-10	5	3	25	7	0	1		
Left-handed	.284	.376	—	169	—	48	74	12	4	2	15-0	4-0	1	24-2	20	—	4	—	—	—	—	—		
Right-handed	.285	.360	—	123	—	35	46	8	0	1	9-2	0-1	1	14-1	16	—	1	—	—	—	—	—		
Hubbard	.264	.378	141	443	69	117	169	33	2	5	38-4	4-3	6	77-17	57	1-1	11	11	2	0	0	0		
James	.312	.397	134	494	80	154	233	37	6	10	61-3	5-3	2	70-2	63	10-8	8	1	11	1	0	1		
Motley	.000	.000	6	8	0	0	0	0	0	0	1-0	0-0	0	0-0	1	0-0	0	0	4	0	0	1	0	
Murphy	.295	.417	159	566	115	167	328	27	1	44	105-7	0-5	7	115-29	136	16-6	11	8	0	0	0	0		
Nettles	.209	.294	112	177	16	37	62	8	1	5	33-4	0-2	0	22-4	25	1-0	6	3	72	13	3	23		
Oberkfell	.280	.342	135	508	59	142	184	29	2	3	48-3	5-3	2	48-5	29	3-3	13	7	5	0	0	0		
Petry	.270	.329	142	533	77	144	219	35	2	12	74-12	3-5	1	48-1	63	42-16	18	14	5	1	0	1		
Ramirez	.263	.300	56	179	22	47	62	12	0	1	21-4	4-1	2	8-0	16	6-3	3	10	8	2	0	4		
Roenicke	.219	.353	67	151	25	33	68	8	0	9	28-2	0-3	1	32-0	23	0-0	4	2	15	3	1	2		
Runge	.213	.288	27	47	9	10	20	1	0	3	8-0	2-0	0	5-0	10	0-1	1	2	3	0	0	0		
Smmons	.277	.350	73	177	20	49	69	8	0	4	30-5	0-2	0	21-5	23	1-1	4	5	29	9	2	8		
Left-handed	.291	.392	—	86	—	25	29	1	0	1	11-2	0-1	0	15-3	7	—	3	—	—	—	—	—		
Right-handed	.264	.306	—	91	—	24	40	7	0	3	19-3	0-1	0	6-2	16	—	1	—	—	—	—	—		
Thomas	.231	.268	82	324	29	75	101	11	0	5	39-4	3-0	2	14-0	50	6-5	7	20	1	0	0	0		
Virgil	.247	.331	123	429	57	106	202	13	1	27	72-4	2-1	7	47-4	81	0-1	18	8	3	0	0	0		
Acker	.214	.267	68	14	1	3	3	0	0	0	1-0	0-0	0	1-0	8	0-0	0	0	0	0	0	0		
Alexander	.029	.056	16	35	1	1	1	0	0	0	1-0	6-0	1	0-0	13	0-0	0	0	0	0	0	0		
Assenmacher	.000	.200	52	4	1	0	0	0	0	0	0-0	2-0	0	1-0	2	0-0	0	0	0	0	0	0		
Boever	—	—	14	0	0	0	0	0	0	0	0-0	0-0	0	0-0	0	0-0	0	0	0	0	0	0		
Cary	.000	.000	13	1	0	0	0	0	0	0	0-0	0-0	0	0-0	0	0-0	0	0	0	0	0	0		
Clary	.000	.000	7	1	0	0	0	0	0	0	0-0	0-0	0	0-0	0	0-0	0	0	0	0	0	0		
Coffman	.100	.182	5	10	0	1	1	0	0	0	0-0	0-0	0	1-0	5	0-0	0	0	0	0	0	0		
Dedmon	.250	.294	53	16	2	4	5	1	0	0	0-0	3-0	0	1-0	3	0-0	0	0	0	0	0	0		
Garber	.000	.200	49	4	0	0	0	0	0	0	0-0	0-0	0	1-0	2	0-0	0	1	0	0	0	0		
Gavine	.125	.176	9	16	0	2	2	0	0	0	1-0	0-0	0	1-0	4	0-0	0	1	0	0	0	0		
Mahler	.169	.194	40	65	4	11	15	4	0	0	5-0	7-0	0	2-0	19	0-0	1	1	0	0	0	0		
McWilliams	.200	.200	9	5	0	1	1	0	0	0	0-0	0-0	0	0-0	2	0-0	0	0	0	0	0	0		
Niekro	.000	.000	1	1	0	0	0	0	0	0	0-0	0-0	0	0-0	0	0-0	0	0	0	0	0	0		
O'Neal	.105	.150	17	19	4	2	2	0	0	0	1-0	1-0	0	1-0	4	0-0	0	0	0	0	0	0		
Owens	—	.000	27	0	0	0	0	0	0	0	0-0	1-0	0	0-0	0	0-0	0	1	0	0	0	0		
Palmer	.125	.143	28	48	4	6	10	1	0	1	5-0	8-0	0	1-0	15	0-0	1	1	0	0	0	0		
Puleo	.179	.207	36	28	3	5	8	0	0	1	1-0	6-0	0	1-0	13	0-0	1	0	0	0	0	0		
P. Smith	.091	.091	6	11	0	1	1	0	0	0	0-0	1-0	0	0-0	1	0-0	0	1	0	0	0	0		
Z. Smith	.132	.175	41	76	6	10	13	1	1	0	6-1	14-0	1	3-0	14	1-0	0	0	0	0	0	0		
Ziem	—	—	2	0	0	0	0	0	0	0	0-0	0-0	0	0-0	0	0-0	0	0	0	0	0	0		
BRAVES	.258	.339	161	5428	747	1401	2189	284	24	152	696-64	85-34	38	641-82	834	135-68	133	116	209	47	6	49		
OPPONENTS	.276	.347	161	5532	829	1529	2331	253	30	163	793-85	63-49	39	587-55	837	185-56	148	146	230	63	6	51		



1987 DETAILED BATTING

BRAVES DETAILED BATTING STATISTICS

	1987					
	AVG.	G	AB	H	HR	RBI
Totals	.258	161	5428	1401	152	696
vs. Western Division	.257	90	3011	773	87	382
Cincinnati	.267	18	611	163	24	91
Houston	.274	18	606	166	15	71
Los Angeles	.256	18	616	158	19	79
San Diego	.232	18	582	135	15	67
San Francisco	.253	18	596	151	14	74
vs. Eastern Division	.260	71	2417	628	65	314
Chicago	.237	11	409	97	14	59
Montreal	.233	12	399	93	6	42
New York	.262	12	404	106	12	51
Philadelphia	.285	12	404	115	14	60
Pittsburgh	.266	12	391	104	10	57
St. Louis	.276	12	410	113	9	45
First Half	.263	87	2986	784	91	406
Second Half	.253	74	2442	617	61	290
In April	.269	21	707	190	16	86
May	.272	28	1012	275	38	163
June	.252	27	898	226	30	115
July	.239	26	867	207	16	87
August	.268	28	920	247	29	121
September	.257	27	891	229	20	110
October	.203	4	133	27	3	14
Home	.277	81	2668	739	82	391
Road	.240	80	2760	662	70	305
Night	.259	112	3718	963	102	478
Day	.256	49	1710	438	50	218
Grass	.262	119	3982	1042	115	534
Turf	.248	42	1446	566	37	162
vs. RHP	.259	—	3837	994	107	473
LHP	.256	—	1591	407	45	223

BRAVES' 1987 FINAL PITCHING STATISTICS

Pitcher	W-L	ERA	G	GS	CG	GF	SHO	SV	IP	H	R	ER	HR	HB	BB-IBB	SO	WP	BK
Acker	4-9	4.16	68	0	0	41	0	14	114.2	109	57	53	11	4	51-4	68	1	0
Alexander	5-10	4.13	16	16	3	0	0	0	117.2	115	57	54	21	2	27-5	64	2	0
Assenmacher	1-1	5.10	52	0	0	10	0	2	54.2	58	41	31	8	1	24-4	39	0	0
Boever	1-0	7.36	14	0	0	10	0	0	18.1	29	15	15	4	0	12-1	18	1	0
Cary	1-1	3.78	13	0	0	6	0	1	16.2	17	7	7	3	1	4-3	15	1	0
Clary	0-1	6.14	7	1	0	2	0	0	14.2	20	13	10	2	1	4-0	7	0	0
Coffman	2-3	4.62	5	5	0	0	0	0	25.1	31	14	13	2	3	22-0	14	1	1
Dedmon	3-4	3.91	53	3	0	14	0	4	89.2	82	46	39	8	1	42-1	40	2	1
Garber	8-10	4.41	49	0	0	43	0	10	69.1	87	39	34	7	1	28-10	48	4	0
Glavine	2-4	5.54	9	9	0	0	0	0	50.1	55	34	31	5	3	33-4	20	1	1
Mahler	8-13	4.98	39	28	3	1	1	0	197.0	212	118	109	24	2	85-8	95	5	2
McWilliams	0-1	5.75	9	2	0	4	0	0	20.1	25	15	13	2	2	7-1	13	1	0
Niekro	0-0	15.00	1	1	0	0	0	0	3.0	6	5	5	0	0	6-0	0	0	0
O'Neal	4-2	5.61	16	10	0	2	0	0	61.0	79	41	38	12	2	24-3	33	9	0
Olwine	0-1	5.01	27	0	0	9	0	1	23.1	25	16	13	4	1	8-1	12	1	0
Palmer	8-11	4.90	28	28	0	0	0	0	152.1	169	94	83	17	7	64-4	111	5	0
Puleo	6-8	4.23	35	16	1	2	0	0	123.1	122	63	58	11	3	40-0	99	0	1
P. Smith	1-2	4.83	6	6	0	0	0	0	31.2	39	21	17	3	0	14-0	11	3	1
Z. Smith	15-10	4.09	36	36	9	0	3	0	242.0	245	130	110	19	5	91-6	130	5	1
Ziem	0-1	7.71	2	0	0	1	0	0	2.1	4	3	2	0	0	1-0	0	0	1
Braves	69-92	4.63	161	161	16	145	4	32	1427.2	1529	829	734	163	39	587-55	837	42	9
Opponents	92-69	4.12	161	161	12	149	7	37	1435.2	1401	747	657	152	38	641-82	834	51	13

1987 DETAILED PITCHING



BRAVES DETAILED PITCHING STATISTICS

Totals	1987						
	W	L	SV	ERA	G	IP	ER
vs. Western Division	36	54	18	4.91	90	790.0	431
Cincinnati	8	10	7	5.55	18	160.2	99
Houston	8	10	5	4.98	18	155.1	86
Los Angeles	6	12	1	4.82	18	158.2	85
San Diego	6	12	3	4.87	18	155.1	84
San Francisco	8	10	2	4.33	18	160.0	77
vs. Eastern Division	33	38	14	4.28	71	637.2	303
Chicago	6	5	2	4.68	11	109.2	57
Montreal	3	9	2	3.70	12	107.0	44
New York	7	5	2	4.33	12	106.0	51
Philadelphia	7	5	4	4.37	12	105.0	51
Pittsburgh	7	5	3	3.34	12	105.0	39
St. Louis	3	9	1	5.23	12	105.0	61
In April	9	12	2	4.07	21	188.0	85
May	16	12	10	4.69	28	263.0	137
June	11	16	6	4.32	27	237.2	114
July	9	17	4	4.43	26	227.2	112
August	11	17	2	5.08	28	239.1	135
September	12	15	7	4.93	27	237.1	130
October	1	3	1	5.45	4	34.2	21
Home	42	39	19	4.90	81	737.0	401
Road	27	53	13	4.34	80	690.2	333
Night	51	61	25	4.55	112	987.1	499
Day	18	31	7	4.80	49	440.1	235
Grass	56	63	23	4.60	119	1069.2	547
Turf	13	29	9	4.70	42	358.0	187

1987 BRAVES FIELDING

	PCT	Individual Fielding — Pitchers						TC	DP
		G	GS	PO	A	E			
Acker	1.000	68	0	6	23	0	29	2	
Alexander	1.000	16	16	6	10	0	16	1	
Assenmacher	1.000	52	0	2	3	0	5	0	
Boever	1.000	14	0	0	2	0	2	0	
Cary	1.000	13	0	1	3	0	4	0	
Clary	1.000	7	1	0	2	0	2	0	
Coffman	1.000	5	5	1	9	0	10	1	
Dedmon	1.000	53	3	10	17	0	27	1	
Garber	.958	49	0	4	19	1	24	2	
Glavine	.933	9	9	1	13	1	15	0	
Mahler	.982	39	28	13	42	1	56	2	
McWilliams	1.000	9	2	1	3	0	4	1	
Niekro	—	1	1	0	0	0	0	0	
Olwine	.750	27	0	0	3	1	4	0	
O'Neal	1.000	17	11	4	17	0	21	1	
Palmer	.971	28	28	9	25	1	35	2	
Puleo	1.000	35	16	6	10	0	16	0	
P. Smith	.750	6	6	1	2	1	4	0	
Z. Smith	1.000	36	36	15	43	0	58	4	
Ziem	—	2	0	0	0	0	0	0	



1987 BRAVES FIELDING

Individual Fielding — Catchers

	PCT	G	GS	PO	A	E	TC	DP	PB
Benedict	.989	35	28	165	21	2	188	3	1
Simmons	.987	15	14	64	10	1	75	1	2
Virgil	.989	122	119	654	74	8	736	12	8

Individual Fielding — First Basemen

	PCT	G	GS	PO	A	E	TC	DP
Griffey	.962	3	2	24	1	1	26	2
Nettles	1.000	6	5	49	10	0	59	7
Perry	.990	136	125	1288	72	14	1374	118
Roenicke	1.000	9	6	50	7	0	57	8
Simmons	.984	28	23	216	23	4	243	24

Individual Fielding — Second Basemen

	PCT	G	GS	PO	A	E	TC	DP
Gant	.972	20	19	45	59	3	107	17
Hubbard	.986	139	136	284	478	11	773	114
Oberkfell	1.000	11	5	13	17	0	30	3
Runge	1.000	2	1	2	4	0	6	1

Individual Fielding — Third Basemen

	PCT	G	GS	PO	A	E	TC	DP
Nettles	.951	40	20	12	46	3	61	6
Oberkfell	.979	126	120	76	248	7	331	20
Ramirez	.947	12	11	7	11	1	19	3
Runge	.923	10	9	9	15	2	26	3
Simmons	1.000	2	1	2	2	0	4	0

Individual Fielding — Shortstops

	PCT	G	GS	PO	A	E	TC	DP
Blauser	.962	50	50	65	166	9	240	28
Ramirez	.946	38	29	59	99	9	167	30
Runge	1.000	9	2	4	8	0	12	1
Thomas	.953	81	80	128	276	20	424	56

Individual Fielding — Outfielders

	PCT	G	GS	PO	A	E	TC	DP
Griffey	.995	107	97	181	7	1	189	1
Hall	.981	69	65	148	5	3	156	1
James	.996	126	118	262	4	1	267	1
Motley	1.000	2	1	2	0	0	2	0
Murphy	.977	159	159	325	14	8	347	1
Perry	1.000	7	6	9	0	0	9	0
Roenicke	.968	44	37	60	0	2	62	0

NATIONAL LEAGUE TEAM STATISTICS

CLUB MISCELLANEOUS

DOUBLEHEADERS

CLUB	HOME	ROAD	vsEAST	vsWEST	vsLHP	vsRHP	GRASS	ARTIF	DAY	NIGHT	1-RUN	X-INN	W	L	S
Atlanta	42-39	27-53	33-38	36-54	28-25	41-67	56-63	13-29	18-31	51-61	23-26	5-9	0	1	1
Chicago	40-40	36-45	37-53	39-32	18-20	58-65	54-59	22-26	48-57	28-28	18-25	5-9	0	0	2
Cincinnati	42-39	42-39	32-40	52-38	24-22	60-56	24-24	60-54	30-27	54-51	27-23	10-7	0	1	3
Houston	47-34	29-52	34-38	42-48	28-41	48-45	17-31	59-55	21-29	55-57	25-29	6-9	0	1	1
Los Angeles	40-41	33-48	26-46	47-43	21-34	52-55	62-58	11-31	24-27	49-62	19-32	9-13	0	3	1
Montreal	48-33	43-38	48-42	43-29	28-22	63-49	25-17	66-54	25-23	66-48	28-14	12-1	0	1	0
New York	49-32	43-38	53-37	39-33	29-26	63-44	67-47	25-23	27-29	65-41	29-23	5-11	2	0	1
Philadelphia	43-38	37-44	42-48	38-34	25-23	55-59	16-26	64-56	25-23	55-59	27-21	10-6	2	0	0
Pittsburgh	47-34	33-48	41-49	39-33	32-41	48-41	19-23	61-59	25-20	55-62	21-21	5-9	0	2	2
St. Louis	49-32	46-35	49-41	46-26	32-23	63-44	26-16	69-51	34-19	61-48	33-27	13-9	3	1	0
San Diego	37-44	28-53	22-50	43-47	28-33	37-64	51-69	14-28	20-30	45-67	19-34	7-5	0	0	1
San Francisco	46-35	44-37	40-32	50-40	28-22	62-50	68-52	22-20	42-24	49-48	29-23	12-11	3	0	0

1987 WIN-LOSS BREAKDOWN



Season	TOTAL			HOME			AWAY		
	W	L	PCT.	W	L	PCT.	W	L	PCT.
Season	69	92	.429	42	39	.519	27	53	.338
Before ASG	41	46	.471	24	25	.490	17	21	.447
After ASG	28	46	.378	18	14	.563	10	32	.238
vs. East	33	38	.465	20	16	.556	13	22	.371
vs. Chicago	6	5	.545	4	2	.667	2	3	.400
vs. Montreal	3	9	.250	2	4	.333	1	5	.167
vs. New York	7	5	.583	4	2	.667	3	3	.500
vs. Philadelphia	7	5	.583	5	1	.833	2	4	.333
vs. Pittsburgh	7	5	.583	4	2	.667	3	3	.500
vs. St. Louis	3	9	.250	1	5	.167	2	4	.333
vs. West	36	54	.400	22	23	.489	14	31	.311
vs. Cincinnati	8	10	.444	4	5	.444	4	5	.444
vs. Houston	8	10	.444	7	2	.778	1	8	.111
vs. Los Angeles	6	12	.333	3	6	.333	3	6	.333
vs. San Diego	6	12	.333	4	5	.444	2	7	.222
vs. San Francisco	8	10	.444	4	5	.444	4	5	.444
Shut-Out	4	7	.364	1	1	.500	3	6	.333
Extra-Inn	5	9	.357	5	1	.833	0	8	.000
1 Run Dec.	23	26	.469	16	2	.889	7	24	.226
vs. LHP	28	25	.528	17	10	.630	11	15	.423
vs. RHP	41	67	.380	25	29	.463	16	38	.296
Grass	56	63	.471	42	39	.519	14	24	.368
Turf	13	29	.310	0	0	—	13	29	.310
Day	18	31	.367	11	9	.550	7	22	.241
Night	51	61	.455	31	30	.508	20	31	.392
April	9	12	.429	4	5	.444	5	7	.417
May	16	12	.571	9	6	.600	7	6	.538
June	11	16	.407	7	8	.467	4	8	.333
July	9	17	.346	6	8	.429	3	9	.250
August	11	17	.393	7	4	.636	4	13	.235
September	12	15	.444	9	8	.529	3	7	.300
October	1	3	.250	0	0	—	1	3	.250

	ATL.	OPP.
Double Plays	170	161
Triple Plays	0	0
Left on Base	1173	1158
Grand Slam HR	3	2
Home Runs-Home	82	88
Home Runs-Road	70	75

Attendance

Home	1,217,402 (80 Dates)	15,218 Avg.
Road	1,911,559 (79 Dates)	24,197 Avg.

BRAVES BITS

DID YOU KNOW ... Ted Simmons has collected more hits and doubles than any of the nine catchers in the Hall of Fame.



BRAVES' 1987 HIGHS AND LOWS

TEAM BATTING

Most Runs-Inning (Braves)	8, 8/22 vs Pit., 5th inning
Most Runs-Inning (Opponents)	8, twice, last 9/15 vs. Cin., 4th inning
Most Runs-Game (Braves)	16, 6/19 vs. Cin.
Most Runs-Game (Opponents)	21, 9/15 vs. Cin.
Most Runs-Both Clubs	27 runs, 9/15 in 21-6 loss to Cin.
Fewest Hits-Game (Braves)	2, three times, last 9/16 at S.D.
Most Hits-Game (Braves)	17, 5/25 at St.L.
Most Hits-Game (Opponents)	19, three times, last 9/27 vs. S.F.
Most Hits-Inning (Braves)	7, 8/22 vs. Pit.
Most Hits-Inning (Opponents)	7, 5/30 vs. Chi.
Most Hits-Game (Both Teams)	31, 9/15 vs Cin.; 12 for Atl., 19 for Cin.
Most Doubles-Game (Braves)	6, twice, last 5/25 at St. L.
Most Triples-Game (Braves)	2, three times, last 9/23 vs Hou.
Most Home Runs-Game (Braves)	4, twice, last 5/22 at Chi.
Most Home Runs-Game (Opponents)	7, 9/15 vs Cin.
Most Stolen Bases-Game (Braves)	7, 10/1 at Hou.
Most Stolen Bases-Game (Opponents)	7, 6/14 at Cin.

TEAM PITCHING

Most Strikeouts-Game (Braves)	9, seven times, last 9/15 vs. Cin.
Most Strikeouts-Game (Opponents)	12, 4/22 at Hou.; 9/15 vs. Cin.
Most Walks-Game (Braves)	10, twice, last 8/20 vs. Chi.
Most Walks-Game (Opponents)	14, 5/23 at Chi.
Fewest Walks-Game (Braves)	0, six times, last 10/3 at S.F.
Fewest Walks-Game (Opponents)	0, six times, last 9/18 at L.A.
Fewest Strikeouts-Game (Braves)	1, three times, last 9/13 vs. L.A.
Fewest Strikeouts-Game (Opponents)	0, 7/7 vs. N.Y.
Fewest Hits-Game (Braves)	3, five times, last 9/2 at Pit.
Fewest Hits-Game (Opponents)	2, three times, last 9/16 at S.D.

INDIVIDUAL BATTING

Longest Hitting Streak	15 games, Dale Murphy, 6/3-6/18
Most Hits-Game	4, nine times, last Dale Murphy, 9/24 vs. Hou.
Most Doubles-Game	2, several players
Most Triples-Game	1, several players
Most RBIs-Game	5, three times, last Gary Roenicke, 8/20 vs. Chi.
Most Home Runs-Game	2, nine times, last Dale Murphy, 9/15 vs. Cin.
Most Runs-Game	4, Gary Roenicke, 8/20 vs. Chi.
Most Stolen Bases-Game	3, twice, last Albert Hall, 10/4 at S.F.

INDIVIDUAL PITCHING

Most Strikeouts-Game (Starter)	8, four times, last Zane Smith, 9/1 at Pit.
Most Strikeouts-Game (Reliever)	4, twice, last Rick Mahler, 8/18 vs. Chi.
Longest Winning Streak	4 games, three times, last Zane Smith, 7/28-8/12
Longest Losing Streak	7 games, Rick Mahler, 4/23-6/2
Most Innings Pitched-Game (Starter)	9 innings, several players
Most Innings Pitched-Game (Reliever)	6.1 innings, Rick Mahler, 9/4 vs. Mon.
Most Consecutive Scoreless Innings	21.0 innings, Zane Smith, 8/27-9/6
Fewest Hits Allowed (CG)	3, Rick Mahler, 4/7 vs. Phil.

TEAM MISCELLANEOUS

Longest Winning Streak	5 games, 8/20-8/27 (1st game of DH)
Longest Losing Streak	6 games, 4/18-4/24; 6/21-6/27
Shortest Game Time (9 Innings)	1:57, 9/1 at Pit.
Longest Game Time (9 Innings)	3:52, 9/19 at L.A.
Largest Margin of Victory	11 runs (16-5) 6/19 vs. Cin.
Largest Margin of Defeat	15 runs (21-6) 9/15 vs. Cin.
Most Men Left on Base (Braves)	17, 5/23 at Chi.
Most Men Left on Base (Opponents)	14, twice, last 10/2 at S.F.
Most Errors (Braves)	3, seven times, last 9/29 at Cin.
Most Errors (Opponents)	5, 6/7 vs. S.D.
Most Double Plays Turned (Braves)	4, four times, last 9/27 vs. S.F.
Most Double Plays Turned (Opponents)	5, 4/24 vs. S.F.
Longest Game (Innings)	16 innings, 5/23 at Chi.

1987 DAY-BY-DAY



DAILY RECORD OF BRAVES' GAMES IN 1987

Game No.	Date	Opp	H-N	Score	W-L	Winning Pitcher	Losing Pitcher	Save	GWRBI	Record	Att	Pos	GA/GB
1	4/7	Pha	H-N	6-0	W	Mahler	Rawley	—	Oberkfell	1-0	31,343	T3	-1/2
	4/8												
2	4/9	Pha	H-N	8-7(10)	W	Garber-r	Schatzeder-r	—	James	2-0	8,907	T3	-1
3	4/10	NY	R-N	3-6	L	Fernandez	Palmer	Sisk	Dykstra	2-1	29,292	4	-2
4	4/11	NY	R-D	4-3	W	Garber-r	Cone-r	—	Griffey	3-1	37,437	4	-1.5
5	4/12	NY	R-D	12-4	W	O'Neal	Ojeda	—	—	4-1	37,019	T2	-1.5
6	4/13	Cin	H-N	2-7	L	Gullickson	Smith	—	Davis	4-2	10,678	4	-1.5
7	4/14	Cin	H-N	3-6	L	Power	Palmer	Franco	Daniels	4-3	8,768	4	-2
8	4/15	Cin	H-N	4-3	W	Mahler	Browning	Garber	Thomas	5-3	8,990	4	-2
	4/16												
9	4/17	SF	R-N	2-0	W	Smith	Krukow	—	Thomas	6-3	20,459	4	-1
10	4/18	SF	R-D	1-2(10)	L	Garrelts-r	Garber-r	—	Clark	6-4	22,054	4	-2
11	4/19	SF	R-D	3-4	L	Robinson-r	Assenmacher-r	—	—	6-5	34,794	4	-3.5
	4/20												
12	4/21	Hou	R-N	6-7	L	Anderson-r	Garber-r	—	Walling-r	6-6	14,602	T4	-3.5
13	4/22	Hou	R-N	0-6	L	Deshaies	Palmer	—	Doran	6-7	15,539	5	-3.5
14	4/23	Hou	R-N	3-5	L	Meads-r	Mahler	D. Smith	Garner	6-8	14,757	5	-4
15	4/24	SF	H-N	5-7	L	Minton-r	Acker-r	Robinson	Maldonado	6-9	11,398	5	-5
16	4/25	SF	H-D	5-3	W	Garber-r	Garrelts-r	—	Perry	7-9	13,949	5	-5
17	4/26	SF	H-D	4-6	L	Davis	Palmer	Robinson	Maldonado	7-10	18,058	5	-6
18	4/27	SF	H-N	3-7	L	Downs	Mahler	Garrelts	C. Davis	7-11	6,474	5	-6.5
19	4/28	Cin	R-N	7-3	W	O'Neal	Browning	—	Ramirez	8-11	16,553	5	-5.5
20	4/29	Cin	R-N	5-2	W	Smith	Gullickson	Garber	Griffey	9-11	17,988	5	-5.5
21	4/30	Cin	R-D	8-9(11)	L	Landrum-r	Ziem-r	—	—	9-12	21,214	5	-6
22	5/1	Hou	H-N	3-12	L	Ryan	Mahler	—	G. Davis	9-13	8,768	5	-7
23	5/2	Hou	H-N	12-4	W	O'Neal	Deshaies	Acker	Virgil	10-13	16,748	5	-5.5
24	5/3	Hou	H-D	5-3	W	Smith	Scott	Dedmon	Griffey	11-13	16,336	5	-5.5
25	5/4	Mtl	H-N	10-7	W	Palmer	Sebra	Acker	Ramirez	12-13	4,155	5	-5
26	5/5	Mtl	H-N	4-6	L	Tibbs	Mahler	McGaffigan	Raines	12-14	4,515	5	-6
27	5/6	Mtl	H-N	2-6	L	Smith, B.	O'Neal	—	—	12-15	5,891	5	-6
	5/7												
28	5/8	NY	H-N	4-3(10)	W	Garber-r	Orosco-r	—	Nettles	13-15	26,044	5	-6
29	5/9	NY	H-D	5-4	W	Palmer	Ojeda	Garber	Simmons	14-15	26,404	5	-6
30	5/10	NY	H-D	8-7	W	Dedmon-r	Orosco-r	Garber	Ramirez	15-15	19,460	5	-5
31	5/11	Mtl	R-N	6-7(10)	L	Sorensen-r	Acker-r	—	Wallach	15-16	9,653	5	-5.5
32	5/12	Mtl	R-N	5-2	W	Smith	Heredia	Dedmon	Smith	16-16	9,522	5	-5
33	5/13	Pha	R-N	10-5	W	Palmer	Ruffin	—	Murphy	17-16	16,142	5	-4
34	5/14	Pha	R-N	4-5	L	Gross	Mahler	Bedrosian	Stone	17-17	17,705	5	-5
35	5/15	Pit	R-N	9-3	W	Assenmacher-r	Pena-r	—	Ramirez	18-17	18,137	5	-4
36	5/16	Pit	R-N	10-8	W	Dedmon-r	Smiley-r	Garber	Simmons	19-17	16,939	4	-3
37	5/17	Pit	R-D	5-6	L	Robinson-r	Olwine-r	—	Diaz	19-18	26,240	4	-3
	5/18												
38	5/19	Stl	H-N	6-5	W	Garber-r	Worrell-r	—	Simmons	20-18	11,886	T3	-2.5
39	5/20	Stl	H-N	4-5	L	Horton-r	Garber-r	Worrell	O. Smith	20-19	8,050	T3	-3.5
40	5/21	Stl	H-N	2-7	L	Forsch	Smith	—	Forsch	20-20	9,579	4	-4
41	5/22	Chi	R-D	9-5	W	Palmer	Sanderson	Acker	Murphy	21-20	28,667	3	-4
42	5/23	Chi	R-D	6-7(16)	L	Moyer-r	Acker-r	—	Mumphrey	21-21	33,225	3	-4
43	5/24	Chi	R-D	2-3(12)	L	Noles-r	Dedmon-r	—	Dawson	21-22	37,259	T3	-5
44	5/25	Stl	R-N	14-5	W	Smith	Cox	—	Perry	22-22	34,413	3	-4
45	5/26	Stl	R-N	5-4	W	Alexander	Dawley-r	Acker	Griffey	23-22	27,523	T3	-2.5
	5/27												
46	5/28	Stl	R-D	5-11	L	Dawley-r	Mahler	—	—	23-23	33,973	4	-3
47	5/29	Chi	H-N	6-5(12)	W	Garber-r	Lynch-r	—	Roenicke	24-23	21,982	3	-2
48	5/30	Chi	H-N	6-11	L	Maddux	Smith	Noles	Dunston	24-24	35,394	3	-3
49	5/31	Chi	H-D	2-1(10)	W	Garber-r	Lynch-r	—	Perry	25-24	24,353	T3	-2.5
	6/1												
50	6/2	Pit	H-N	4-1	L	Reuschel	Mahler	—	VanSlyke	25-25	8,890	T3	-3.5
51	6/3	Pit	H-N	4-1	L	Kipper	Palmer	—	Morrison	25-26	5,368	T3	-4.5
52	6/4	Pit	H-N	8-3	W	Smith	Fisher	Dedmon	James	26-26	6,460	3	-4
53	6/5	SD	H-N	10-3	L	Show	Alexander	—	Bochy	26-27	14,278	4	-5
54	6/6	SD	H-N	5-3	L	Whitson	McWilliams	McCullers	Mack	26-28	20,557	4	-6
55	6/7	SD	H-D	13-12	W	Garber-r	Booker-r	—	Oberkfell	27-28	15,789	4	-5
56	6/8	LA	H-N	3-6	L	Hershiser	Palmer	Holton	Hershiser	27-29	15,558	4	-6
57	6/9	LA	H-N	3-5	L	Leary	Z. Smith	Pena	Sax	27-30	17,625	5	-6
58	6/10	LA	H-N	7-1	W	Alexander	Honeycutt	—	Simmons	28-30	15,698	T4	-5
59	6/11	Cin	R-N	6-4	W	Puleo-r	Murphy-r	Garber	Hubbard	29-30	24,446	4	-4
60	6/12	Cin	R-N	4-3	W	Mahler	Reuss	Acker	Thomas	30-30	27,244	4	-3
61	6/13	Cin	R-N	2-5	L	Hoffman	Palmer	—	Dester	30-31	36,525	4	-4
62	6/14	Cin	R-D	3-4	L	Murphy-r	Garber-r	Franco	Concepcion	30-32	28,898	4	-4.5
	6/15												
63	6/16	SF	H-N	7-2	W	Alexander	Downs	—	Griffey	31-32	9,218	4	-3.5



1987 DAY-BY-DAY

'87 DAY-BY-DAY (continued)

64	6/17	SF	H-N	6-1	W	Mahler	J. Robinson-r	—	Nettles	32-32	9,913	4	-3.5
65	6/18	Cin	H-N	4-8	L	Hoffman	Palmer	Franco	Bell	32-33	16,988	4	-4.5
66	6/19	Cin	H-N	16-5	W	Z. Smith	Pacillo	Dedmon	Perry	33-33	25,970	4	-3.5
67	6/20	Cin	H-D	8-6	W	Alexander	Gullickson	Garber	Murphy	34-33	35,313	T3	-2.5
68	6/21	Cin	H-D	5-6(10)	L	Landrum-r	Garber-r	—	Bell	34-34	28,176	4	-3.5
	6/22							Open Date					
69	6/23	LA	R-N	2-3	L	Valenzuela	Puleo	—	Stubbs	34-35	31,019	4	-4.5
70	6/24	LA	R-N	4-5(10)	L	Young-r	Garber-r	—	Marshall	34-36	27,906	4	-5.5
71	6/25	LA	R-N	1-2	L	Hershiser	Alexander	—	Shelby	34-37	28,425	4	-5.5
72	6/26	SD	R-N	1-5	L	Show	Mahler	Gossage	Jefferson	34-38	13,266	4	-6.5
73	6/27	SD	R-N	4-8	L	McCullers-r	Dedmon-r	—	—	34-39	26,276	4	-6.5
74	6/28	SD	R-D	5-2	W	Puleo	Whitson	Garber	Griffey	35-39	16,724	T4	-5.5
75	6/29	SF	R-N	1-0	W	Z. Smith	Grant	—	Perry	36-39	5,921	4	-5
76	6/30	SF	R-N	2-5	L	J. Robinson-r	Alexander	Garrelts	Melvin	36-40	8,246	T4	-6
77	7/1	SF	R-D	8-3	W	Mahler	LaCoss	—	Nettles	37-40	11,814	4	-5.5
	7/2							Open Date					
78	7/3	Stl	H-N	1-9	L	Forsch	Puleo	—	McGee	37-41	45,679	4	-6.5
79	7/4	Stl	H-D	0-3	L	Cox	Z. Smith	Worrell	Herr	37-42	36,050	4	-7.5
80	7/5	Stl	H-D	1-4	L	Matthews	Alexander	Worrell	Smith	37-43	29,359	T4	-8.5
	7/6							Rain Out					
81	7/7	NY	H-N	2-6	L	Leach	Mahler	—	Santana	37-44			
82	DH	NY	H-N	1-5	L	Darling	Dedmon-r	Myers	Santana	37-45	20,382	T4	-8.5
83	7/8	NY	H-N	5-3	W	Puleo	Fernandez	—	Nettles	38-45	16,070	4	-7.5
84	7/9	Phil	H-N	11-6	W	Dedmon-r	Hume-r	—	Murphy	39-45	10,671	4	-7.5
85	7/10	Phil	H-D	2-5	L	Rawley	Alexander	Bedrosian	Schmidt	39-46	12,068	4	-7.5
86	7/11	Phil	H-N	5-4	W	Mahler	Carman	Acker	Perry	40-46	30,503	4	-6.5
87	7/12	Phil	H-D	9-3	W	O'Neal	Ruffin	Assenmacher	Hall	41-46	16,579	4	-5.5
	7/13							ALL STAR BREAK					
	7/14												
	7/15												
88	7/16	Mtl	R-N	0-2	L	Youmans	Alexander	—	Brooks	41-47	23,410	4	-5.5
89	7/17	Mtl	R-N	4-5	L	Burke-r	Acker-r	McClure	Raines	41-48	21,576	4	-6.5
90	7/18	Mtl	R-N	2-3	L	Parrett-r	Garber-r	—	—	41-49	23,547	4	-7.5
91	7/19	Mtl	R-D	1-2(11)	L	McGaffigan-r	Acker-r	—	Winningham	41-50	38,341	4	-7.5
92	7/20	NY	R-N	2-9	L	Schulze	O'Neal	—	Schulze	41-51	30,317	T4	-8.5
93	7/21	NY	R-N	8-3	W	Alexander	Gooden	—	Thomas	42-51	37,906	4	-8.5
94	7/22	NY	R-D	3-4	L	Darling	Z. Smith	McDowell	Mazzilli	42-52	31,048	4	-8.5
95	7/23	Phil	R-N	1-5	L	Carman	Puleo	—	Carman	42-53	29,163	4	-9.5
96	7/24	Phil	R-N	5-11	L	Ruffin	Mahler	—	Jeltz	42-54	26,307	4	-9.5
97	7/25	Phil	R-N	2-1	W	Palmer	Hume	Garber	Perry	43-54	32,077	4	-8.5
98	7/26	Phil	R-D	7-3	L	Tekulve-r	Alexander	—	Thompson	43-55	47,022	5	-8.5
	7/27							Open Date					
99	7/28	Hou	H-N	6-1	W	Z. Smith	Scott	—	—	44-55	14,941	5	-8.5
100	7/29	Hou	H-N	5-3	W	Puleo	Ryan	Garber	Hubbard	45-55	13,161	4	-8.5
101	7/30	Hou	H-N	5-8	L	Knepper	Mahler	Smith	—	45-56	13,490	T4	-8.5
102	7/31	LA	H-N	5-9	L	Valenzuela	Alexander	—	Stubbs	45-57	33,716	5	-9.5
103	8/1	LA	H-N	2-5	L	Welch	Palmer	Young	Guerrero	45-58	43,804	5	-9.5
104	8/2	LA	H-D	10-5	W	Z. Smith	Howell	—	—	46-58	24,732	5	-9
	8/3							Open Date					
105	8/4	SD	H-N	12-7	W	Puleo	Show	—	Hubbard	47-58	7,185	5	-9
106	8/5	SD	H-N	3-7	L	Jones	Alexander	Gossage	Templeton	47-59	10,943	5	-10
107	8/6	SD	H-N	4-7	L	McCullers-r	Garber-r	Gossage	Santiago	47-60	7,671	5	-10.5
108	8/7	LA	R-N	4-3	W	Z. Smith	Welch	—	Perry	48-60	34,755	T4	-9.5
109	8/8	LA	R-D	9-7	W	Palmer	Hershiser	—	Griffey	49-60	27,141	4	-8.5
110	8/9	LA	R-D	2-5	L	Hillegas	Puleo	Crews	Shelby	49-61	34,622	T4	-8
111	8/10	SD	R-N	0-2	L	Jones	Alexander	—	Santiago	49-62	21,128	T4	-9
112	8/11	SD	R-N	6-7	L	S. Davis-r	Garber-r	—	Santiago	49-63	12,512	5	-9
113	8/12	SD	R-N	2-1	W	Z. Smith	Nolte	—	Perry	50-63	14,400	5	-8
114	8/13	SD	R-D	3-5	L	Grant	Palmer	McCullers	Templeton	50-64	14,105	5	-9
115	8/14	Hou	R-N	4-8	L	Knepper	Puleo	—	Doran	50-65	33,028	5	-9.5
116	8/15	Hou	R-N	0-8	L	Darwin	Mahler	—	Bass	50-66	34,924	5	-10
117	8/16	Hou	R-D	2-6	L	DeShaies	Z. Smith	—	Carniti	50-67	32,923	5	-11
118	8/17	Hou	R-N	2-11	L	Scott	Glavine	—	Ashby	50-68	18,810	5	-11.5
119	8/18	Chi	H-D	9-5	W	Mahler-r	Lynch-r	Acker	James	51-68	17,469	5	-10.5
120	8/19	Chi	H-N	1-9	L	Sanderson	Puleo	—	Quinones	51-69	10,523	5	-11.5
121	8/20	Chi	H-N	13-4	W	Acker-r	Moyer	—	Murphy	52-69	11,647	5	-10.5
122	8/21	Pit	H-N	5-4	W	Z. Smith	Smiley-r	Olwine	Perry	53-69	15,783	5	-10.5
123	8/22	Pit	H-N	10-3	W	Glavine	Walk	—	Hubbard	54-69	22,173	T4	-9.5
124	8/23	Pit	H-D	6-2	W	Palmer	Bielecki	—	Oberkfell	55-69	10,699	4	-10
	8/24							Open Date					
	8/25							Rain Out					
	8/26							Rain Out					
125	8/27	Chi	R-D	5-2	W	Z. Smith	Moyer	—	Roenicke	56-69			
126	DH	Chi	R-D	6-8(8)	L	DiPino-r	Mahler-r	—	Durham	56-70	19,006	4	-11
127	8/28	Stl	R-N	3-4	L	Worrell-r	Garber-r	—	Herr	56-71	43,524	4	-11
128	8/29	Stl	R-D	2-4	L	Magrane	Puleo	Worrell	McGee	56-72	39,208	4	-12
129	8/30	Stl	R-D	3-4	L	Dawley-r	Acker-r	—	Oquendo	56-73	39,370	4	-12
130	8/31	Pit	R-N	3-7	L	Dunne	Dedmon	—	Pedrique	56-74	4,930	4	-13

1987 DAY-BY-DAY



'87 DAY-BY-DAY (continued)

131	9/1	Pit	R-N	4-0	W	Z. Smith	Fisher	—	Simmons	57-74	7,498	4	-13
132	9/2	Pit	R-N	0-2	L	Walk	Glavine	Gott	LaValliere	57-75	6,259	4	-13
	9/3						Open Date						
133	9/4	Mtl	H-N	7-4	W	Mahler-r	Heaton	—	Virgil	58-75	4,886	4	-13
134	9/5	Mtl	H-N	1-4	L	Martinez	Coffman	Burke	Reed	58-76	11,805	4	-14
135	9/6	Mtl	H-D	2-5	L	Youmans	Z. Smith	Hesketh	Law	58-77	8,617	4	-15
136	9/7	SD	H-D	4-11	L	Jones	Glavine	—	Martinez	58-78	5,295	4	-15
137	9/8	SD	H-N	4-2	W	P. Smith	Whitson	Acker	Murphy	59-78	2,701	4	-15
138	9/9	SD	H-N	3-2	W	Palmer	Nolte	Acker	Virgil	60-78	2,501	4	-14
	9/10						Open Date						
139	9/11	LA	H-N	2-5	L	Valenzuela	Coffman	—	Marshall	60-79	11,252	4	-14
140	9/12	LA	H-D	10-9	W	Acker-r	Pena-r	—	Griffey	61-79	14,090	4	-14
141	9/13	LA	H-D	2-6	L	Hershiser	P. Smith	Havens	Marshall	61-80	8,870	4	-15
142	9/14	Cin	H-N	3-2	W	Glavine	Hoffman	Acker	Hall	62-80	4,848	4	-15
143	9/15	Cin	H-N	6-21	L	Robinson	Palmer	—	Parker	62-81	4,708	4	-16
144	9/16	SD	R-N	0-3	L	Grant	Coffman	—	Kruk	62-82	7,892	4	-17
145	9/17	SD	R-D	1-7	L	Show	Z. Smith	—	Santiago	62-83	8,194	4	-18
146	9/18	LA	R-N	4-7	L	Hershiser	P. Smith	—	Shelby	62-84	24,513	5	-18.5
147	9/19	LA	R-N	10-7	W	Boever-r	Young-r	Acker	Perry	63-84	27,927	4	-18.5
148	9/20	LA	R-D	3-5	L	Belcher	Puleo	Pena	Shelby	63-85	30,718	5	-18
	9/21						Open Date						
149	9/22	Hou	H-N	6-2	W	Coffman	Knepper	Cary	Blauser	64-85	4,056	5	-17
150	9/23	Hou	H-N	5-4	W	Acker-r	D. Smith-r	—	—	65-85	2,977	T4	-17
151	9/24	Hou	H-N	8-7	W	Acker-r	Heathcock-r	—	Murphy	66-85	3,191	4	-16.5
152	9/25	SF	H-N	2-9	L	Krukow	Glavine	—	Krukow	66-86	6,520	5	-17.5
153	9/26	SF	H-N	10-5	W	Puleo-r	Reuschel-r	Assenmacher	Perry	67-86	15,837	5	-16.5
154	9/27	SF	H-D	6-15	L	Price-r	Cary-r	—	Maldonado	67-87	26,019	5	-17.5
155	9/28	Cin	R-N	5-6	L	Montgomery-r	Z. Smith	Franco	Larkin	67-88	11,982	5	-18.5
156	9/29	Cin	R-D	4-5	L	Perry-r	Acker-r	—	Bell	67-89	8,725	5	-19.5
157	9/30	Hou	R-N	3-1	W	Cary-r	D. Smith-r	Acker	Virgil	68-89	19,788	5	-19.5
158	10/1	Hou	R-N	5-6	L	Anderson-r	Acker-r	—	Puhl	68-90	7,885	5	-19.5
159	10/2	SF	R-N	6-4	W	Coffman	Dravecky	Acker	—	69-90	30,735	5	-18.5
160	10/3	SF	R-D	3-6	L	Downs	Clary	—	Mitchell	69-91	25,061	5	-19.5
161	10/4	SF	R-D	4-5(10)	L	Bockus-r	Acker-r	—	Brenly	69-92	51,216	5	-20.5

1987 PINCH-HITTING DETAILS

Player	.AVG	AB	H	2B	3B	HR	RBI	SO	BB	SH/ SF	HB
Bell	.000	1	0	0	0	0	0	1	0	0-0	0
Benedict	.000	2	0	0	0	0	0	0	1	0-0	0
Blauser	.000	1	0	0	0	0	0	0	0	0-0	0
Davis	.000	3	0	0	0	0	0	1	0	0-0	0
Gant	.000	1	0	0	0	0	0	1	0	0-0	0
Griffey	.611	18	11	3	0	0	8	3	1	0-0	0
Hall	.280	25	7	1	1	0	1	3	1	0-0	0
Hubbard	.000	2	0	0	0	0	0	0	0	1-0	0
James	.091	11	1	0	1	0	1	3	2	0-0	0
Mahler	—	0	0	0	0	0	0	0	0	0-0	0
Motley	.000	4	0	0	0	0	1	1	0	0-0	0
Nettles	.181	72	13	3	0	3	23	16	9	0-1	0
Oberkfell	.000	5	0	0	0	0	0	0	0	0-0	0
Perry	.200	5	1	0	0	0	1	1	1	0-0	0
Ramirez	.250	8	2	0	0	0	4	0	1	0-0	0
Roenicke	.200	15	3	0	0	1	2	3	3	0-0	0
Runge	.000	3	0	0	0	0	0	1	1	0-0	0
Simmons	.310	29	9	0	0	2	8	3	3	0-2	0
Thomas	.000	1	0	0	0	0	0	0	0	0-0	0
Virgil	.000	3	0	0	0	0	0	1	0	0-0	0
TEAM TOTALS	.225	209	47	7	2	6	49	38	23	1-3	0



1987 MISCELLANEOUS STATS

1987 BATTING VS RHP & LHP

PLAYER	VS- RHP					VS- LHP				
	AVG.	AB	H	HR	RBI	AVG.	AB	H	HR	RBI
Bell	—	0	0	0	0	.000	1	0	0	0
Benedict	.167	66	11	1	5	.103	29	3	0	0
Blauser	.224	116	26	0	6	.286	49	14	2	9
Davis	.000	3	0	0	0	—	0	0	0	0
Fischlin	—	0	0	0	0	—	0	0	0	0
Gant	.288	59	17	2	6	.208	24	5	0	3
Griffey	.299	318	95	12	56	.235	81	19	2	8
Hall	.284	169	48	2	15	.285	123	35	1	9
Hubbard	.263	342	90	4	32	.267	101	27	1	6
James	.314	404	127	9	48	.300	90	27	1	13
Motley	.000	6	0	0	0	.000	2	0	0	0
Murphy	.279	416	116	29	71	.340	150	51	15	34
Nettles	.190	126	24	5	24	.255	51	13	0	9
Oberkfell	.268	369	99	3	33	.309	139	43	0	15
Perry	.276	409	113	7	56	.250	124	31	5	18
Ramirez	.226	115	26	1	14	.328	64	21	0	7
Roenicke	.286	35	10	1	5	.198	116	23	8	23
Runge	.143	21	3	1	1	.269	26	7	2	7
Simmons	.291	86	25	1	11	.264	91	24	3	19
Thomas	.231	229	53	4	31	.232	95	22	1	8
Virgil	.263	320	84	20	55	.202	109	22	7	17
TEAM TOTAL	.268	3609	967	102	469	.264	1464	387	48	205

1987 BRAVES COMPARED TO N.L.

Department	N.L. Leader	Braves	Last in N.L.
Batting Avg.	N.Y. .268	9th .258	L.A. .252
Runs Scored	N.Y. 823	4th 747	L.A. 635
Home Runs	Chi. 209	5th 152	St.L. 94
RBI	N.Y. 771	5th 696	L.A. 594
Stolen Bases	St.L. 248	7th 135	Chi. 109
Walks	St.L. 644	2nd 641	L.A. 445
Strikeouts	Atl. 834	1st 834	Phil. 1109
Fewest GDP's	N.Y. 94	T 12th 133	Atl./Phil. 133
ERA	S.F. 3.68	12th 4.63	Braves 4.63
Shutouts	Hou./Pitt. 13	12th 4	Braves 4
Saves	N.Y. 51	11th 32	L.A. 31
HRs Allowed	St.L. 129	8th 163	S.D. 175
Strikeouts	Hou. 1137	12th 837	Atl. 837
Fielding Pct.	Atl./St.L. .982	T 1st .982	L.A. .975
Errors	Atl./St.L./Hou. 116	T 1st 116	L.A. 155
Double Plays	S.F. 183	3rd 170	Hou. 113



1987 AVERAGES WITH MEN IN SCORING POSITION

	H	AB	RBI	AVG
Bell	—	—	—	—
Benedict	3	13	3	.231
Blauser	12	38	11	.316
Davis	—	—	—	—
Fischlin	—	—	—	—
Gant	4	19	5	.211
Garcia	—	—	—	—
Griffey	29	114	45	.254
Hall	15	58	21	.259
Hubbard	24	86	30	.279
James	36	112	49	.321
Motley	0	3	1	.000
Murphy	37	153	62	.242
Nettles	10	53	27	.189
Oberkfell	34	124	40	.274
Perry	41	143	58	.287
Ramirez	17	53	19	.321
Roenicke	14	49	18	.286
Runge	2	13	2	.154
Simmons	20	49	27	.408
Thomas	23	90	33	.256
Virgil	32	116	39	.276
Others	13	98	19	.133
Braves	357	1345	502	.265

BRAVES BITS

DID YOU KNOW ... Over his career, Bruce Sutter has saved or won 42.5% of the games his teams have won.



1987 HOME RUN DETAILS

BRAVES HOME RUNS

MEN													
NO.	DATE	OPP.	PLAYER	PITCHER	INN.	ON	NO.	DATE	OPP.	PLAYER	PITCHER	INN.	ON
1	4-9	* PHA	Griffey	Ruffin	6	0	77	6-24	@LA	James	Weich	6	0
2		* PHA	Virgil	Ruffin	6	0	78		@LA	Murphy	Weich	6	1
3	4-12	@NY	Murphy	Ojeda	3	1	79	6-27	@SD	Nettles	Hawkins	6	0
4		@NY	Murphy	Sisk	7	2	80	6-27	@SD	Murphy	McCullers	7	0
5	4-13	CIN	Griffey	Gullickson	2	0	81	6-28	@SD	Nettles	Whitson	6	1
6	4-15	CIN	Thomas	Browning	3	2	82	6-28	@SD	Perry	Lefferts	7	0
7	4-19	@SF	Nettles	Grant	7	1	83	6-30	@SF	James	Krukow	1	0
8	4-21	@HOU	Murphy	Knepper	1	0	84		@SF	Hubbard	Krukow	5	0
9	4-25	SF	Perry	Garrelts	9	2	85	7-5	STL	Roenicke	Mathews	6	0
10	4-26	SF	James	Robinson	9	1	86	7-8	NY	Roenicke	Fernandez	5	0
11	4-27	SF	Virgil	Downs	5	0	87	7-9	* PHA	Murphy	Bair	6	3
12	4-29	* @CIN	Ramirez	Gullickson	3	0	88		* PHA	Griffey	Bair	6	0
13		* @CIN	Griffey	Gullickson	3	0	89	7-10	PHA	Roenicke	Rawley	4	0
14	4-30	@CIN	Griffey	Power	2	0	90	7-11	PHA	Hubbard	Carman	5	0
15		@CIN	Palmer	Power	4	2	91	7-12	PHA	Roenicke	Bair	6	1
16		@CIN	Virgil	Murphy	6	0	92	7-20	@NY	Oberkfell	Schulze	1	0
17	5-1	HOU	Simmons	Meads	9	1	93		@NY	Virgil	McDowell	8	0
18	5-2	HOU	Virgil	Deshaies	2	0	94	7-21	@NY	James	Gooden	1	0
19		HOU	Nettles	Lopez	6	3	95		@NY	Murphy	Meyers	8	1
20		HOU	James	Solane	7	3	96	7-25	@PHA	Perry	Hume	1	0
21	5-3	HOU	Murphy	Scott	3	0	97	7-29	HOU	Murphy	Andersen	7	0
22	5-4	MTL	Virgil	Sebra	4	1	98	7-30	HOU	James	Krepper	1	0
23		MTL	Murphy	Sorensen	6	0	99	7-31	LA	Murphy	Valenzuela	1	1
24	5-6	MTL	Hubbard	B. Smith	5	1	100		LA	Griffey	Valenzuela	3	0
25	5-8	NY	Hail	Darling	1	0	101	8-2	LA	Runge	Howell	4	0
26		NY	Murphy	Darling	4	0	102		LA	James	Holton	8	0
27		NY	Virgil	Darling	7	0	103	8-4	SD	Perry	Show	1	0
28	5-9	NY	Murphy	Leach	5	0	104		SD	Oberkfell	Show	2	1
29	5-10	NY	Murphy	Fernandez	2	0	105		SD	Murphy	S. Davis	8	2
30	5-11	@MTL	Murphy	McClure	8	0	106	8-6	SD	Murphy	Whitson	2	0
31	5-12	@MTL	Virgil	Heredia	4	0	107		SD	Roenicke	S. Davis	7	0
32	5-13	@PHA	Murphy	Ruffin	1	2	108	8-7	@LA	Perry	Weich	4	0
33		@PHA	Murphy	Schatzeder	3	0	109		@LA	Thomas	Weich	4	1
34		@PHA	Hubbard	Ruffin	2	1	110	8-8	* @LA	Perry	Hershiser	5	1
35		@PHA	Virgil	Ritchie	8	0	111		* @LA	Murphy	Hershiser	5	0
36	5-14	@PHA	Virgil	Gross	2	0	112		@LA	Murphy	Howell	7	2
37		@PHA	Virgil	Gross	4	0	113	8-11	@SD	Virgil	Whitson	7	0
38	5-15	@PIT	Virgil	Easley	8	2	114	8-12	@SD	Perry	Nolte	1	0
39	5-16	@PIT	Virgil	Walk	2	1	115	8-14	@HOU	Runge	Krepper	7	0
40		@PIT	Perry	Easley	5	2	116	8-16	@HOU	Blauser	Deshaies	4	0
41		@PIT	Simmons	Smiley	7	2	117	8-17	@HOU	Griffey	Scott	7	0
42	5-19	STL	Virgil	Magrave	4	0	118	8-18	CHI	James	Maddox	8	0
43	5-20	STL	Virgil	Cox	2	0	119	8-20	CHI	Murphy	Moyer	5	1
44	5-22	@CHI	Murphy	Sanderson	4	0	120		CHI	Roenicke	Moyer	1	1
45		@CHI	Murphy	Sanderson	5	1	121		CHI	Roenicke	Moyer	7	2
46		@CHI	James	Sanderson	5	2	122	8-21	PIT	Murphy	Fisher	6	0
47		@CHI	Perry	Mason	6	1	123	8-23	PIT	Virgil	Bielecki	6	0
48	5-24	@CHI	Puleo	Sutcliffe	3	1	124	8-27	@CHI	Murphy	Moyer	7	1
49	5-25	@STL	Virgil	Soff	9	0	125		@CHI	James	Lancaster	1	0
50	5-26	@STL	Griffey	Dawley	6	0	126	8-28	@STL	Griffey	Worrell	9	0
51	5-28	@STL	Murphy	Dawley	7	0	127	8-29	@STL	Murphy	Magrave	4	0
52	5-29	CHI	Griffey	Sutcliffe	2	0	128	8-30	@STL	Perry	Mathews	1	2
53		CHI	Virgil	Lynch	11	0	129	8-31	@PIT	Virgil	Dunne	7	1
54	5-31	CHI	Hubbard	Sanderson	5	2	130	9-1	@PIT	Simmons	Fisher	2	1
55	6-4	PIT	Murphy	Fisler	1	1	131	9-4	MTL	Murphy	St. Claire	5	0
56	6-4	PIT	Thomas	Fisler	1	0	132	9-7	SD	Oberkfell	Jones	1	0
57	6-5	SD	Thomas	Show	9	0	133	9-8	SD	Murphy	Whitson	1	2
58	6-6	SD	Murphy	Whitson	1	1	134	9-11	LA	Blauser	Valenzuela	7	1
59	6-8	LA	Thomas	Holton	9	1	135	9-12	LA	Nettles	Crews	7	2
60	6-9	LA	Murphy	Pena	9	0	136	9-13	LA	Virgil	Hershiser	5	0
61	6-10	LA	Murphy	Howell	6	1	137		LA	Virgil	Hershiser	7	0
62	6-11	@CIN	Griffey	Power	5	0	138	9-15	CIN	Murphy	Robinson	2	0
63	6-13	@CIN	Simmons	Hoffman	2	0	139		CIN	Murphy	Pacillo	6	0
64		@CIN	Roenicke	Franco	9	0	140	9-18	@LA	Murphy	Hershiser	1	1
65	6-14	@CIN	Murphy	Pacillo	7	0	141	9-23	HOU	Hall	Deshaies	6	0
66	6-16	SF	Griffey	Downs	4	2	142	9-24	HOU	Gant	Ryan	1	0
67		SF	Virgil	Downs	6	1	143		HOU	Murphy	Ryan	5	1
68	6-17	SF	Murphy	Bockus	7	0	144		HOU	Hall	Andersen	8	0
69	6-18	CIN	Murphy	Hoffman	2	0	145	9-26	SF	Murphy	Bockus	4	0
70	6-19	CIN	Griffey	Pacillo	3	0	146	9-27	SF	Roenicke	Hammaker	3	2
71		CIN	Virgil	O'Neil	8	2	147	9-28	@CIN	Perry	Power	1	2
72	6-20	CIN	Benedict	Gullickson	2	1	148	9-29	@CIN	Perry	Hoffman	4	1
73		* CIN	Murphy	Gullickson	3	2	149		@CIN	Virgil	Hoffman	7	0
74		* CIN	Griffey	Gullickson	3	0	150	10-3	@SF	Gant	Garrelts	8	1
75	6-21	CIN	Virgil	Power	2	0	151	10-4	@SF	Runge	Hammaker	4	1
76	6-21	CIN	Virgil	Power	5	1	152	10-4	@SF	Murphy	Hammaker	6	0

1987 HOME RUN DETAILS



OPPONENT HOME RUNS

NO.	DATE	OPP.	PLAYER	PITCHER	MEN		NO.	DATE	OPP.	PLAYER	PITCHER	MEN	
					INN.	ON						INN.	ON
1	4-10	@ NY	Strawberry	Palmer	4	2	83	@ SF	Brown	Mahler	9	0	
2		@ NY	Dykstra	Palmer	7	1	84 7-3	STL	Clark	Puleo	5	2	
3		@ NY	McReynolds	Otwine	8	0	85	STL	Morris	O'Neal	9	0	
4	4-11	@ NY	McReynolds	Mahler	4	0	86 7-8	NY	Strawberry	Puleo	6	0	
5	4-12	@ NY	Dykstra	O'Neal	1	0	87 7-9	PHA	Schmidt	Z. Smith	1	2	
6		@ NY	Carter	O'Neal	7	1	88	PHA	James	Z. Smith	6	1	
7	4-14	CIN	Davis	Palmer	1	2	89 7-10	PHA	Thompson	Alexander	3	1	
8		CIN	Daniels	Palmer	6	0	90	PHA	Samuel	Garber	9	0	
9	4-19	@ SF	Williams	Dedmon	7	0	91 7-11	PHA	Hayes	Mahler	6	0	
10	4-21	@ HOU	Ashby	Dedmon	9	0	92	PHA	Schmidt	Acker	8	0	
11	4-22	@ HOU	Doran	Palmer	1	0	93 7-16	@ MTL	Brooks	Alexander	7	0	
12		@ HOU	Davis	Palmer	4	0	94 7-19	@ MTL	Caudale	Mahler	8	0	
13	4-24	SF	Maldonado	O'Neal	1	1	95 7-20	@ NY	Dykstra	McWilliams	7	1	
14		SF	Brown	O'Neal	1	0	96 7-21	@ NY	Strawberry	Alexander	1	1	
15		SF	Clark	O'Neal	5	0	97 7-24	@ PHA	Samuel	Assenmacher	7	0	
16	4-25	SF	Davis	Z. Smith	6	0	98 7-26	@ PHA	Thompson	Alexander	8	0	
17	4-26	SF	Leonard	Acker	9	0	99	@ PHA	Hayes	Alexander	8	0	
18	4-27	SF	Thompson	Mahler	5	0	100	@ PHA	Schmidt	Alexander	8	0	
19		SF	Brown	Garber	8	1	101 7-29	HOU	Doran	Puleo	8	0	
20		SF	Davis	Garber	9	0	102 7-30	HOU	Bass	Acker	8	1	
21	4-28	@ CIN	Jones	O'Neal	3	0	103 7-31	LA	Stubbs	Alexander	1	2	
22	4-28	@ CIN	Davis	O'Neal	2	0	104 7-31	LA	Guerrero	Boever	7	0	
23	4-30	@ CIN	Parker	Palmer	2	1	105 8-1	LA	Shelby	Palmer	1	0	
24		@ CIN	Davis	Garber	9	2	106 8-4	SD	Kruk	Puleo	1	2	
25	5-1	HOU	Bass	Puleo	7	0	107	SD	Kruk	Dedmon	9	2	
26		HOU	Ryan	Puleo	7	2	108 8-5	SD	Jefferson	Alexander	2	2	
27	5-3	HOU	Davis	Z. Smith	4	1	109	SD	Kruk	Alexander	7	0	
28	5-4	MTL	Wallach	Palmer	1	1	110 8-6	SD	Jefferson	Mahler	7	0	
29		MTL	Wallach	Palmer	5	0	111 8-7	@ LA	Shelby	Z. Smith	7	0	
30		MTL	Wallach	Acker	9	1	112 8-8	@ LA	Hatcher	Acker	6	1	
31	5-5	MTL	Raines	Mahler	7	0	113	@ LA	Marshall	Acker	8	0	
32	5-6	MTL	Law	O'Neal	7	0	114	@ LA	Landreaux	Acker	9	0	
33	5-10	NY	Strawberry	Mahler	6	0	115 8-9	@ LA	Shelby	Puleo	2	0	
34		NY	Johnson	Assenmacher	8	2	116 8-10	@ SD	Santiago	Alexander	1	1	
35	5-11	@ MTL	Wallach	Acker	10	0	117 8-11	@ SD	Jefferson	Mahler	1	0	
36		@ MTL	Gaberaga	O'Neal	3	1	118	@ SD	Gwynn	Otwine	7	0	
37	5-13	@ PHA	Samuel	Palmer	3	1	119 8-14	@ HOU	Ashby	Puleo	1	1	
38	5-14	@ PHA	Samuel	Mahler	3	1	120 8-15	@ HOU	Davis	Mahler	3	2	
39		@ PHA	Schmidt	Mahler	5	1	121 8-17	@ HOU	Hatcher	Boever	8	0	
40	5-15	@ PIT	Van Slyke	Puleo	3	1	122 8-18	CHI	Sandberg	Mahler	6	0	
41		@ PIT	Bream	Puleo	6	0	123 8-19	CHI	Palmeiro	Garber	9	2	
42	5-22	@ CHI	Durham	Palmer	6	1	124 8-20	CHI	Dawson	Dedmon	5	1	
43	5-23	@ CHI	Dawson	Garber	9	1	125	CHI	Dawson	Assenmacher	9	0	
44	5-26	@ STL	Clark	Alexander	1	1	126 8-21	PIT	Coles	Z. Smith	2	1	
45		@ STL	McGee	Alexander	1	0	127	PIT	Bonds	Z. Smith	7	1	
46	5-28	@ STL	Clark	Mahler	1	1	128 8-22	PIT	Diaz	Glavine	6	0	
47		@ STL	Clark	Mahler	5	0	129 8-26, 27	@ CHI	Mumphrey	Dedmon	1	1	
48	5-29	CHI	Davis	Palmer	2	0	130	@ CHI	Moreland	Dedmon	1	0	
49	5-30	CHI	Sandberg	O'Neal	8	1	131	@ CHI	Durham	Dedmon	1	1	
50		CHI	Davis	Acker	7	0	132	@ CHI	Durham	Mahler	5	1	
51	6-2	PIT	Van Slyke	Mahler	3	1	133	@ CHI	Dawson	Mahler	5	0	
52	6-4	PIT	Diaz	Z. Smith	6	0	134 8-31	@ PIT	Van Slyke	Assenmacher	6	1	
53	6-5	SD	Gwynn	Alexander	1	0	135 9-6	MTL	Galarrraga	Z. Smith	6	0	
54		SD	Bochy	Alexander	4	1	136 9-7	SD	Brown	Glavine	5	0	
55	6-7	SD	Kruk	Mahler	1	1	137 9-9	SD	Santiago	Palmer	6	0	
56		SD	Salazar	Dedmon	4	2	138 9-11	LA	Bryant	Coffman	2	0	
57	6-9	LA	Marshall	Z. Smith	6	1	139 9-12	LA	Guerrero	Z. Smith	4	2	
58		LA	Shelby	Z. Smith	7	1	140 9-13	LA	Marshall	P. Smith	6	0	
59	6-11	@ CIN	Larkin	McWilliams	2	2	141 9-14	CIN	Bell	Glavine	4	0	
60	6-12	@ CIN	Parker	Mahler	4	1	142 9-15	CIN	Parker	Palmer	3	1	
61	6-13	@ CIN	Bell	Palmer	4	1	143	CIN	Larkin	Assenmacher	4	0	
62		@ CIN	Daniels	Palmer	5	0	144	CIN	McGriff	Clary	4	3	
63	6-16	SF	Clark	Alexander	1	1	145	CIN	Bell	Cary	5	2	
64	6-17	SF	Brealy	Mahler	5	0	146	CIN	Parker	Otwine	7	1	
65	6-18	CIN	Davis	Assenmacher	4	2	147	CIN	McClendon	Otwine	8	1	
66		CIN	Daniels	Acker	9	0	148	CIN	Garcia	Boever	9	0	
67	6-19	CIN	Esasky	Z. Smith	2	1	149 9-17	@ SD	Santiago	Z. Smith	2	0	
68		CIN	Esasky	Z. Smith	6	1	150 9-17	@ SD	Templeton	Z. Smith	6	2	
69		CIN	Larkin	Z. Smith	5	0	151 9-18	@ LA	Shelby	Assenmacher	6	2	
70	6-20	CIN	Daniels	Alexander	1	0	152 9-19	@ LA	Shelby	Glavine	5	1	
71		CIN	Jones	Alexander	1	0	153 9-25	SF	C. Davis	Glavine	4	0	
72		CIN	Stillwell	Alexander	2	1	154 9-27	SF	Maldonado	Cary	4	3	
73		CIN	Oester	Alexander	7	0	155 9-27	SF	Leonard	Boever	9	0	
74	6-21	CIN	Davis	Mahler	1	0	156 9-28	@ CIN	Bell	Z. Smith	4	1	
75		CIN	Parker	Mahler	1	0	157 9-28	@ CIN	Larkin	Z. Smith	4	2	
76		CIN	Bell	Garber	10	0	158 10-2	@ SF	Melendez	Coffman	6	0	
77	6-23	@ LA	Stubbs	Puleo	2	2	159 10-3	@ SF	Mitchell	Clary	3	2	
78	6-25	@ LA	Shelby	Alexander	7	0	160 10-4	@ SF	Clark	P. Smith	1	1	
79	6-27	@ SD	Martinez	O'Neal	2	0	161 10-4	@ SF	Clark	P. Smith	3	0	
80	6-30	@ SF	Milner	Alexander	5	0	162 10-4	@ SF	Davis	Cary	6	0	
81		@ SF	Youngblood	Assenmacher	7	0	163 10-4	@ SF	Brawly	Acker	10	0	
82	7-1	@ SF	Leonard	Mahler	6	0							



1987 HOME RUN DETAILS

BRAVES HOME RUNS VS OPPONENTS

CHICAGO (14)	HOME	AWAY
Griffey	1	0
Hubbard	1	0
James	1	2
Murphy	1	3
Perry	0	1
Puleo	0	1
Roenicke	2	0
Virgil	1	0

CINCINNATI (24)	HOME	AWAY
Benedict	1	0
Griffey	3	3
Murphy	4	1
Palmer	0	1
Perry	0	2
Ramirez	0	1
Roenicke	0	1
Simmons	0	1
Thomas	1	0
Virgil	3	2

HOUSTON (15)	HOME	AWAY
Blauser	0	1
Gant	1	0
Griffey	0	1
Hall	2	0
James	2	0
Murphy	3	1
Nettles	1	0
Runge	0	1
Simmons	1	0
Virgil	1	0

LOS ANGELES (19)	HOME	AWAY
Blauser	1	0
Griffey	1	0
James	1	1
Murphy	3	4
Nettles	1	0
Perry	0	2
Runge	1	0
Thomas	1	1
Virgil	2	0

MONTREAL (6)	HOME	AWAY
Hubbard	1	0
Murphy	2	1
Virgil	1	1

NEW YORK (12)	HOME	AWAY
Hall	1	0
James	0	1
Murphy	3	3
Oberkfell	0	1
Roenicke	1	0
Virgil	1	1

PHILADELPHIA (14)	HOME	AWAY
Griffey	2	0
Hubbard	1	1
Murphy	1	2
Perry	0	1
Roenicke	2	0
Virgil	1	3

PITTSBURGH (10)	HOME	AWAY
Murphy	2	0
Perry	0	1
Simmons	0	2
Thomas	1	0
Virgil	1	3

SAN DIEGO (15)	HOME	AWAY
Murphy	4	1
Nettles	0	2
Oberkfell	2	0
Perry	1	2
Roenicke	1	0
Thomas	1	0
Virgil	0	1

SAN FRANCISCO (14)	HOME	AWAY
Gant	0	1
Griffey	1	0
Hubbard	0	1
James	1	1
Murphy	2	1
Nettles	0	1
Perry	1	0
Roenicke	1	0
Runge	0	1
Virgil	2	0

ST. LOUIS (9)	HOME	AWAY
Griffey	0	2
Murphy	0	2
Perry	0	1
Roenicke	1	0
Virgil	2	1

1987 HOME RUN DETAILS



HOME RUNS VS BRAVES

CHICAGO (14)	ATL.	AWAY	PHILADELPHIA (13)	ATL.	AWAY
Davis	2	0	Hayes	1	1
Dawson	2	2	James	1	0
Durham	0	3	Samuel	1	3
Moreland	0	1	Schmidt	2	2
Mumphrey	0	1	Thompson	1	1
Palmeiro	1	0			
Sandberg	2	0			
CINCINNATI (32)	ATL.	AWAY	PITTSBURGH (8)	ATL.	AWAY
Bell	3	2	Bonds	1	0
Daniels	3	1	Bream	0	1
Davis	3	2	Coles	1	0
Esasky	2	0	Diaz	2	0
Garcia	1	0	Van Slyke	1	2
Jones	1	1			
Larkin	2	2	SAN DIEGO (17)	ATL.	AWAY
McClendon	1	0	Bochy	1	0
McGriff	1	0	Brown	1	0
Oester	1	0	Gwynn	1	1
Parker	3	2	Jefferson	2	1
Stillwell	1	0	Kruk	4	0
			Martinez	0	1
			Salazer	1	0
			Santiago	1	2
			Templeton	0	1
HOUSTON (11)	ATL.	AWAY	SAN FRANCISCO (24)	ATL.	AWAY
Ashby	0	2	Brenly	1	1
Bass	2	0	Brown	2	1
Davis	1	2	Clark	2	2
Doran	1	1	Davis	3	1
Hatcher	0	1	Leonard	2	1
Ryan	1	0	Maldonado	2	0
			Melendez	0	1
			Milner	0	1
			Mitchell	0	1
			Thompson	1	0
			Williams	0	1
			Youngblood	0	1
LOS ANGELES (17)	ATL.	AWAY	ST. LOUIS (6)	ATL.	AWAY
Bryant	1	0	Clark	1	3
Guererro	2	0	McGee	0	1
Hatcher	0	1	Morris	1	0
Landreaux	0	1			
Marshall	2	1			
Shelby	2	5			
Stubbs	1	1			
MONTREAL (10)	ATL.	AWAY			
Brooks	0	1			
Candaele	0	1			
Gallaraga	1	1			
Law	1	0			
Raines	1	0			
Wallach	3	1			
NEW YORK (11)	ATL.	AWAY			
Carter	0	1			
Dykstra	0	3			
Johnson	1	0			
McReynolds	0	2			
Strawberry	2	2			



ATLANTA BRAVES' 1987 MAJOR LEAGUE TRANSACTIONS

- January 19 .. **BRAD KOMMINSK** traded to Milwaukee Brewers for **DION JAMES**.
- January 21 .. **GARY ROENICKE** signed as free agent.
- January 27 .. **TERRY HARPER** and **FREEDIE TIBURCIO** traded to Detroit Tigers for **CHUCK CARY** and **RANDY O'NEAL**.
- February 2 .. **CRAIG McMURTRY** traded to Toronto Blue Jays for **DAMASO GARCIA**.
- March 25 ... **BRUCE SUTTER** is placed on the emergency 60-day DL. (R shoulder)
- March 29 ... **DAMASO GARCIA** is placed on the 15-day DL. (L knee)
- March 30 ... **GRAIG NETTLES** signed to a one-year contract.
- April 13 **DAMASO GARCIA** transferred to 21-day DL.
- April 20 **ANDRES THOMAS** placed on 15-day DL. (R ankle)
- April 21 Contract of **MIKE FISCHLIN** purchased from AAA Richmond.
- April 29 **PAUL ASSENMACHER** placed on 15-day DL. (L shoulder)—Retro to April 24, 1987.
STEVE ZIEM recalled from AAA Richmond.
- May 5 **KEN GRIFFEY** placed on 15-day DL. (L hip flexor)
Contract of **DARRYL MOTLEY** purchased from AAA Richmond.
- May 9 **PAUL ASSENMACHER** activated from 15-day DL.
STEVE ZIEM optioned back to AAA Richmond.
- May 13 **ANDRES THOMAS** activated from 15-day DL.
MIKE FISCHLIN optioned back to AAA Richmond.
- May 20 **KEN GRIFFEY** activated from 15-day DL.
DARRYL MOTLEY outrighted to AAA Richmond.
- May 26 **DOYLE ALEXANDER** signed to a one-year contract.
ED OLWINE optioned to AAA Richmond.
- June 6 Contract of **LARRY McWILLIAMS** purchased from AA Greenville.
RANDY O'NEAL outrighted to AAA Richmond.
- June 19 **DAVID PALMER** placed on 15-day DL. (left elbow)
ALBERT HALL placed on 15-day DL. (left knee)
- June 20 Contract of **RANDY O'NEAL** purchased from AAA Richmond.
- June 21 Contract of **TRENCH DAVIS** purchased from AAA Richmond.
- June 26 Contract of **PAUL RUNGE** purchased from AAA Richmond.
KEN OBERKFELL placed on 15-day DL. (middle broken finger-right hand)
DAVID PALMER transferred to 21-day DL.
- June 29 **DAMASO GARCIA** sent to AAA Richmond on 20-day rehabilitation list.
- June 30 **DAMASO GARCIA** recalled from 20-day rehabilitation list.
- July 2 **RAFAEL RAMIREZ** placed on 21-day DL. (left knee)
JEFF BLAUSER recalled from AA Greenville.
- July 4 **ALBERT HALL** activated from DL.
TRENCH DAVIS outrighted to AAA Richmond.
- July 11 **KEN OBERKFELL** activated from 15-day DL.
JEFF BLAUSER returned to AA Greenville.
- July 21 **DAVID PALMER** placed on 20-day rehabilitation roster at AA Greenville.
- July 24 **RANDY O'NEAL** traded to St. Louis in exchange for **JOE BOEVER**.



'87 TRANSACTIONS (continued)

- July 25 **DAVID PALMER** activated from DL.
LARRY McWILLIAMS released.
PAUL ASSENMACHER optioned to AAA Richmond.
ED OLWINE recalled from AAA Richmond.
- August 10 . . . **ANDRES THOMAS** placed on 15-day DL. (strained ligaments, left knee)
- August 11 . . . **JEFF BLAUSER** recalled from AA Greenville.
- August 13 . . . **DOYLE ALEXANDER** traded to Detroit Tigers for **JOHN SMOLTZ**: Assigned SMOLTZ to AAA Richmond.
- August 14 . . . **TOM GLAVINE** recalled from AAA Richmond.
- August 19 . . . **PAUL ASSENMACHER** recalled from AAA Richmond.
JOE BOEVER optioned to AAA Richmond.
- August 30 . . . **GENE GARBER** traded to Kansas City for a player to be named later.
- September 1 **DAMASO GARCIA** activated from DL.
CHUCK CARY, JOE BOEVER recalled from AAA Richmond.
PETE SMITH, KEVIN COFFMAN, RON GANT recalled from AA Greenville.
- September 3 **TERRY BELL** acquired from Kansas City as the player named later in the Gene Garber trade of Aug. 30.
- September 4 **MARTY CLARY** recalled from AAA Richmond.
- September 23 **PHIL NIEKRO** signed.
- September 25 **RAFAEL RAMIREZ** activated from DL.
- October 9 . . . **ANDRES THOMAS** reinstated to active roster.
- October 21 . . **MARTY CLARY** outrighted to AAA Richmond.
- October 27 . . **JOHN KILNER** outrighted to AAA Richmond.
- November 4 . Signed **DALE MURPHY** to 3-year contract.
- November 11 **TERRY BLOCKER** acquired from the New York Mets for a player to be named later.
- November 12 Purchased contracts of **SID AKINS, GARY EAVE, TOMMY GREENE, EDDIE MATHEWS, DAVID JUSTICE, JEFF WETHERBY** and **MARK LEMKE** from AA Greenville.
- November 13 Requested waivers on **PHIL NIEKRO** for purpose of unconditional release. Signed **KEN GRIFFEY** to 1-year contract.
- November 25 **TERRY BELL** outrighted to AAA Richmond.
- December 8 . **RAFAEL RAMIREZ** traded to the Houston Astros for **ED WHITED** and **MIKE STOKER**.
- December 14 **DENNIS HOOD** and **DREW DENSON** outrighted to AAA Richmond.

BRAVES BITS

DID YOU KNOW . . . Graig Nettles entered the record books last May 2 by becoming the oldest left-handed hitter (43) in major league history to belt a grand slam.

BRAVES BITS

DID YOU KNOW . . . The '87 edition of the Braves posted the top fielding percentage in Atlanta history at .982, which tied St. Louis for top honors in the NL.



1987 DAILY HOME ATTENDANCE

1987 DAILY HOME ATTENDANCE

Home Date	Home Game No.	Date	N-D	Day	Opp	Game Attendance	Series Attendance	Season Attendance
1	1	Apr 7	N	Tues	Pha	31,343		31,343
2	2	Apr 9	N	Thur	Pha	8,907	40,250	40,250
3	3	Apr 13	N	Mon	Cin	10,678		50,928
4	4	Apr 14	N	Tues	Cin	8,768		59,696
5	5	Apr 15	N	Wed	Cin	8,990	28,436	68,686
6	6	Apr 24	N	Fri	SF	11,398		80,084
7	7	Apr 25	D	Sat	SF	13,949		94,033
8	8	Apr 26	D	Sun	SF	18,058		112,091
9	9	Apr 27	N	Mon	SF	6,474	49,879	118,565
10	10	May 1	N	Fri	Hou	8,768		127,333
11	11	May 2	N	Sat	Hou	16,748		144,081
12	12	May 3	D	Sun	Hou	16,336	41,852	160,417
13	13	May 4	N	Mon	Mtl	4,155		164,572
14	14	May 5	N	Tues	Mtl	4,515		169,087
15	15	May 6	N	Wed	Mtl	5,891	14,561	174,978
16	16	May 8	N	Fri	NY	26,044		201,022
17	17	May 9	D	Sat	NY	26,404		227,426
18	18	May 10	D	Sun	NY	19,460	71,908	246,886
19	19	May 19	N	Tues	St.L	11,886		258,772
20	20	May 20	N	Wed	St.L	8,050		266,822
21	21	May 21	N	Thur	St.L	9,579	29,515	276,401
22	22	May 29	N	Fri	Chi	21,982		298,383
23	23	May 30	N	Sat	Chi	35,394		333,777
24	24	May 31	D	Sun	Chi	24,353	81,729	358,130
25	25	Jun 2	N	Tues	Pit	8,890		367,020
26	26	Jun 3	N	Wed	Pit	5,368		372,388
27	27	Jun 4	N	Thur	Pit	6,460	20,718	378,848
28	28	Jun 5	N	Fri	SD	14,278		393,126
29	29	Jun 6	N	Sat	SD	20,557		413,683
30	30	Jun 7	D	Sun	SD	15,789	50,624	429,472
31	31	Jun 8	N	Mon	LA	15,558		445,030
32	32	Jun 9	N	Tues	LA	17,625		462,655
33	33	Jun 10	N	Wed	LA	15,698	48,881	478,353
34	34	Jun 16	N	Tues	SF	9,218		487,571
35	35	Jun 17	N	Wed	SF	9,913	19,131	497,484
36	36	Jun 18	N	Thur	Cin	16,988		514,472
37	37	Jun 19	N	Fri	Cin	25,970		540,442
38	38	Jun 20	D	Sat	Cin	35,313		575,755
39	39	Jun 21	D	Sun	Cin	28,176	106,447	603,931
40	40	Jul 3	N	Fri	St.L	45,679		649,610
41	41	Jul 4	D	Sat	St.L	36,050		685,660
42	42	Jul 5	D	Sun	St.L	29,359	111,088	715,019
43	43-44	Jul 7	N	Tues	NY	20,382		735,401
44	45	Jul 8	N	Wed	NY	16,070	36,452	751,471
45	46	Jul 9	N	Thur	Phil	10,671		762,142
46	47	Jul 10	D	Fri	Phil	12,068		774,210
47	48	Jul 11	N	Sat	Phil	30,503		804,713
48	49	Jul 12	D	Sun	Phil	16,579	69,821	821,292
49	50	Jul 28	N	Tues	Hou	14,941		836,233
50	51	Jul 29	N	Wed	Hou	13,161		849,394
51	52	Jul 30	N	Thur	Hou	13,490	41,592	862,884
52	53	Jul 31	N	Fri	LA	33,716		896,600
53	54	Aug 1	N	Sat	LA	43,804		940,404
54	55	Aug 2	D	Sun	LA	24,732	102,252	965,136
55	56	Aug 4	N	Tues	SD	7,185		972,321
56	57	Aug 5	N	Wed	SD	10,943		983,264
57	58	Aug 6	N	Thur	SD	7,671	25,799	990,935
58	59	Aug 18	N	Tues	Chi	17,469		1,008,404
59	60	Aug 19	N	Wed	Chi	10,523		1,018,927
60	61	Aug 20	N	Thur	Chi	11,647	39,639	1,030,574
61	62	Aug 21	N	Fri	Pit	15,783		1,046,357
62	63	Aug 22	N	Sat	Pit	22,173		1,068,530
63	64	Aug 23	D	Sun	Pit	10,699	48,655	1,079,229
64	65	Sept 4	N	Fri	Mtl	4,886		1,084,115
65	66	Sept 5	N	Sat	Mtl	11,805		1,095,920
66	67	Sept 6	D	Sun	Mtl	8,617	25,308	1,104,537
67	68	Sept 7	D	Mon	SD	5,295		1,109,832
68	69	Sept 8	N	Tues	SD	2,701		1,112,533
69	70	Sept 9	N	Wed	SD	2,501	10,497	1,115,034
70	71	Sept 11	N	Fri	LA	11,252		1,126,286
71	72	Sept 12	D	Sat	LA	14,090		1,140,376
72	73	Sept 13	D	Sun	LA	8,870	34,212	1,149,246
73	74	Sept 14	N	Mon	Cin	4,848		1,154,094
74	75	Sept 15	N	Tues	Cin	4,708	9,556	1,158,802
75	76	Sept 22	N	Tues	Hou	4,056		1,162,858
76	77	Sept 23	N	Wed	Hou	2,977		1,165,835
77	78	Sept 24	N	Thur	Hou	3,191	10,224	1,169,026
78	79	Sept 25	N	Fri	SF	6,520		1,175,546
79	80	Sept 26	N	Sat	SF	15,837		1,191,383
80	81	Sept 27	D	Sun	SF	26,019	48,376	1,217,402

MISCELLANEOUS





ATLANTA-FULTON COUNTY STADIUM FACTS

GROUND BREAKING - April 15, 1964

CONSTRUCTION FINISHED - April 9, 1965, opened for business

FIRST GAME - April 12, 1966. Pirates beat the Braves 3-2 in 13 innings.

FIRST BATTER - Matty Alou, Pittsburgh

FIRST HIT - Gene Alley, Pittsburgh

FIRST HOME RUN - Joe Torre, Atlanta

FIRST BRAVES' BATTER - Felipe Alou

FIRST HIT BY A BRAVES' BATTER - Rico Carty

FIRST BRAVES' STOLEN BASE - Hank Aaron

FIRST BRAVES' ERROR - Denis Menke

DIMENSIONS

330' down left field line

385' in the alleys

402' to center field

330' down right field line

10' wall all the way around outfield

GROUND RULES

DUGOUTS

Dugouts are bounded by guard rails and any ball hitting guard rails is IN PLAY.

Ball hitting netting on home plate side of either dugout is IN PLAY.

Ball hitting facing of either dugout painted white is IN PLAY. Ball hitting facing over either dugout which is not painted is dead.

Ball hitting front ledge of lip in front of dugout is IN PLAY.

BACKSTOP

Ball lodging in padding or on top of camera booth is dead—ONE BASE on pitch and TWO BASES on throw by a fielder.

Ball thrown into stands under fence going from dugout to dugout—ONE BASE on pitch and TWO BASES on throw by a fielder.

CANVAS

Catch may be made off of canvas. Ball lodged behind or under canvas is dead—ONE BASE on pitch and TWO BASES on throw by a fielder.

Batted ball lodging behind or under canvas—TWO BASES.

FOUL POLES

Ball hitting any part of screen area supported by poles down left or right field line—HOME RUN.

Ball going over outfield fence into open space directly below screen area—HOME RUN.



1988 BRAVES' RADIO AND TELEVISION

The Atlanta Braves, WTBS-TV and WSB Radio join together again in 1988 to provide Braves' fans with the best in sports broadcasting. SuperStation-TBS is televising 135 games in 1988, including 68 regular season home games, 62 regular season away games and four spring training games. WTBS carries the Braves into more than 43 million homes throughout the United States and the Caribbean.

WSB-AM, which began its affiliation with the Braves when the franchise moved to Atlanta in 1966, again serves as the 50,000 watt flagship station of the team's radio network. The 100-plus outlets cover Alabama, Florida, South Carolina, North Carolina and Tennessee, in addition to Georgia. Braves radio will air all 162 regular season games, and 16 from spring training.

The broadcasters are veterans Ernie Johnson, Pete Van Wieren and Skip Caray and newcomer Bill Sample.

SKIP CARAY

Skip Caray, a seven-time winner of the Georgia Broadcaster of the Year award, enters his 13th season with the Braves in 1988. Caray also did play-by-play for the Atlanta Hawks for 14 seasons, is a former radio sports talk show host, broadcast Florida State football for one year and currently does National Basketball Association games for WTBS.

Skip and his wife, Paula, live in Atlanta. They have four children: Chip, Cindy, Shayelyn and Joshua.

ERNIE JOHNSON

Ernie Johnson again anchors the Braves' radio and television broadcasts in 1988. Johnson, who played for the Braves in Boston and Milwaukee and participated in the 1957 World Series, has been with the organization for more than 42 years. He worked as public relations director before assuming limited broadcasting duties in 1962 and becoming a full-time broadcaster in 1966. He served as the team's Director of Broadcasting from 1974 through 1985. Johnson was named Georgia Broadcaster of the Year for 1977, 1983 and 1986.

Ernie and his wife, Lois, live in Crabapple, Ga. They have three children: Dawn, Chris and Ernie, Jr.; and three grandchildren: Rebecca, Eric and Maggie.

PETE VAN WIEREN

Pete Van Wieren is in his 13th season as one of the voices of the Braves. He began his Major League broadcasting career with the Braves in 1976 after working as a play-by-play man for the Tidewater Tides of the International League for two years. He has also broadcast hockey, college and professional basketball and college and professional football. He was selected as Georgia Broadcaster of the Year for 1980.

Pete and his wife, Elaine, live in Tucker, Ga. They have two children: Steven and Jon.

BILLY SAMPLE

Billy Sample, a former Braves' player, is the newest member of the team's radio-TV crew. He brings eight years of Major League playing experience and a varied broadcast background to Atlanta.

Sample, who played for the Texas Rangers from 1978 through 1984, joined the Yankees in 1985 and concluded his playing career with the Braves in 1986. Sample's broadcasting credentials include work for National Public Radio and WNEW in New York, color analysis on Rangers' telecasts for KXAS-TV in Fort Worth and shows on New York's WFAN.

Billy and his wife, Debra, have two children: Nicki and Ian.



RULES OF INTEREST

PLAYER LIMITS: 40 until opening day, when the number must be reduced to 25 until September 1, when it again becomes 40.

DETERMINING BATTING AVERAGE: Divide the number of at bats into the number of hits.

DETERMINING AN EARNED RUN AVERAGE: Multiply the number of earned runs by nine; divide the total by the number of innings pitched.

QUALIFYING MARKS: To qualify for the batting championship a player must have a minimum of 502 plate appearances. To qualify for Earned Run Average Leadership a pitcher must have at least 162 innings pitched.

DETERMINING SLUGGING PERCENTAGE: Divide the total bases of all hits by the total times at bat (At bats do not include walks, sacrifices, hit by pitches, or times awarded first base because of interference or obstruction).

DETERMINING FIELDING AVERAGE: Divide the total putouts and assists by the total of putouts, assists and errors.

DETERMINING PERCENTAGE OF GAMES WON AND LOST: Divide the number of games won by the total games won and lost.

DETERMINING ON BASE PERCENTAGE: Add the total of hits, walks, and hit by pitches and divide by the total of at-bats, walks, hit by pitches, and sacrifice flies.

CONSECUTIVE-GAME HITTING STREAKS: A consecutive-game hitting streak shall not be terminated if all the player's plate appearances (one or more) result in a base on balls, hit batsman, defensive interference or a sacrifice bunt. The streak shall terminate if the player has a sacrifice fly and no hit.

CONSECUTIVE-GAME PLAYING STREAK: A consecutive-game playing streak shall be extended if the player plays one half-inning on defense, or if he completes a time at bat by reaching base or being put out. A pinch-running appearance only shall not extend the streak. If a player is ejected from a game by an umpire before he can comply with the requirements of this rule, his streak shall continue.

DETERMINING THE MAGIC NUMBER: Determine the number of games yet to be played, add one, then subtract the number of games ahead in the loss column of the standings from the closest opponent.

DOCTORED BAT: If a filled or "doctored" bat is used, the player is to be ejected from the game and suspended three days. Any balls hit by an illegal bat do not count. If the umpire sees the illegal bat before it is used, he issues a warning, but there is no penalty.

DETERMINING A "MAJOR LEAGUE YEAR": 172 days constitute a full year in the Major Leagues.

THE GAME-WINNING RBI: The Game-Winning RBI is defined as "the RBI that gives a club the lead it never relinquishes." There does not have to be a Game-Winning RBI in every game because the winning run can be scored on a wild pitch, error, balk, etc.

RELIEF PITCHERS' SAVE RULE: A pitcher is credited with a Save when he meets all three of the following conditions: 1) He is the finishing pitcher in a game won by his club, and, 2) he is not the winning pitcher, and, 3) he qualifies under one of the following conditions: a) he enters the game with a lead of no more than three runs and pitches for at least one inning, or, b) he enters the game with the potential tying run either on base, at bat or on deck, or, c) he pitches effectively for at least three innings.

ROOKIE RULE: the Baseball Writers Association of America considers a player a rookie unless during the previous season or seasons he has a) exceeded 130 at-bats or 50 innings pitched in the Major Leagues, or, b) accumulated more than 45 days on the active roster of a Major League club, excluding military service, during the 25-man limit. The 25-player limit is in effect from Opening Day through August 31.

DAY GAME/NIGHT GAME: Any game scheduled to start after 6:00 p.m. will be considered a night game. If a game is scheduled to start at or before 6:00 p.m. and is delayed by rain or for any other reason it shall still be considered a day game. However, both games of a two-night doubleheader shall be considered night games. When afternoon and night games are played on the same day and separate admissions are charged, they will be counted as one day game and one night game and will not be considered as a doubleheader.

REGULATION GAME: A regulation game consists of nine innings unless extended because of a tie score or shortened because (1) the home team needs none of its half of the ninth or only part of it; or (2) because the umpire-in-chief calls the game after five completed innings. A regulation game may be less than five innings if the home team is ahead after the first of the fifth, or takes the lead or ties the score while at bat in the fifth.

TIE GAME: A regulation game that is called by the umpire-in-chief when both teams have the same number of runs is a tie game. Individual player performances are official and are entered in the records, but the game does not count in the League standings and may be re-scheduled at a later date.

SUSPENDED GAME: A game becomes a suspended game if it is terminated for any of the following reasons: (1) a curfew imposed by law; (2) a time limit permissible under league rules; (3) light failure or malfunction of a mechanical field device under control of the home club (including automatic tarpaulin or water removal equipment); or (4) darkness because of any law, the lights may not be turned on. No game called because of a curfew or a time limit shall be a suspended game unless it has progressed far enough to have been a regulation game (see above). A game called under either provision (3) or (4) shall be a suspended game at any time after it starts. Note: weather and similar conditions shall take precedence in determining whether a called game shall be a suspended game. A game can only be considered a suspended game if stopped for any of the four reasons specified.



Since 1980, if WEATHER forces the termination of a legal game while an INNING IS IN PROGRESS, it will become a suspended game if either of the following two conditions exists: (1) The visiting team has scored one or more runs to tie the game and the home team has not scored, or, (2) The visiting team has scored one or more runs to take the lead and the home team has not tied the score or taken the lead. If a legal game is tied when called because of weather and neither situation listed above prevails, it is a tie game and must be replayed in its entirety.

Suspended games shall be resumed at the exact point of suspension immediately preceding the next scheduled single game between the two clubs on the same ground. . . . If this is not possible, other provisions for resumption are specified in American League Regulation 3.8.

A game called at the END of a completed inning AFTER NINE INNINGS for any reason shall be a SUSPENDED game. This rule became effective in 1969. Formerly, the game would have been declared a tie and replayed in its entirety at a later date.

DISABLED LISTS: REGULAR DISABLED LIST: Maximum number of players on list at any one time—three (3). Minimum period of activity—twenty-one (21) days. Players may not be placed on the Regular Disabled List earlier than fifteen (15) days prior to the start of the Championship Season. SUPPLEMENTAL DISABLED LIST: Maximum number of players on list at one time—two (2) of which no more than one (1) may be a pitcher. Minimum period of inactivity fifteen (15) days. SPECIAL DISABLED LIST: Maximum number of players on list at any one time—one (1). Minimum period of inactivity—thirty (30) calendar days. Placements on this List are limited to Clubs who have two (2) players on the Supplemental Disabled List, and three (3) players on the Regular Disabled List, and subsequently incur an injury or ailment to a player whose estimated disability will exceed twenty-one (21) days, yet be less than sixty (60) days. EMERGENCY DISABLED LIST: Maximum number of players on list at one time—no limit. Minimum period of inactivity—sixty (60) calendar days. Players placed on this list after August 1st shall remain there for the balance of the season.

TRADING REGULATIONS: Players are available on waivers in reverse order of standings, at the time waivers expire, if more than 30 days after start of the season; otherwise in reverse order of standings at close of preceding season.

Trading—Waiver Periods

—No waivers necessary from last day of season to midnight, July 31. Waivers are necessary from midnight, July 31 (PDT) to final day of season.

National Association—Waivers are required at all times for assignment to National Association, except for optional assignments within three years of date player first reported to the major leagues.

Waiver and Draft Prices

Waiver Price is	\$25,000
Major League Draft Price is	50,000

FREE AGENT DRAFT RULE: Major league and National Association clubs participate in two meetings a year for the purpose of drafting free agent player talent. Selection of a free agent entitles the club to the exclusive right of negotiation with the player for a specified period (from the date of selection until 15 days prior to the next draft meeting). Draft meetings are held in June.



SPRING TRAINING INFORMATION

SPRING TRAINING INFORMATION

REPORTING DATES — Pitchers and catchers report on February 18th for a February 19th workout... Balance of the team reports February 23rd for a full squad workout February 24th.

HOTEL HEADQUARTERS — The Palms, 630 Clearwater Park Road, West Palm Beach, Florida, 33401. Telephone (305) 833-1234.

GAMES AND OFFICES — Municipal Stadium, West Palm Beach, P.O. Box 2619, West Palm Beach, Florida, 33402. Telephone (305) 683-6100. Press Box phone (305) 686-3951. Public Relations Office (305) 471-0995 or 0996.

MUNICIPAL STADIUM — Built in 1963, the stadium seats 5,000. Playing field distances are 330 feet to left and right field, and 400 feet to center.

TICKETS — Reserved box seats are \$7.00, grandstand seats are \$6.00, general admission seats are \$3.00.

SITES THROUGH THE YEARS — 1901, Norfolk, Va.; 1902-04, Thomasville, Ga.; 1905, Charleston, S.C.; 1906, Jacksonville, Fla.; 1907, Thomasville, Ga.; 1908-12, Augusta, Ga.; 1913, Athens, Ga.; 1914-15, Macon, Ga.; 1916-18, Miami, Fla.; 1919-1920, Columbus, Ga.; 1921, Galveston, Tex.; 1922-37, St. Petersburg, Fla.; 1938-40, Bradenton, Fla.; 1941, San Antonio, Tex.; 1942, Sanford, Fla.; 1943-44, Wallingford, Conn.; 1945, Washington, D.C.; 1946-47, Ft. Lauderdale, Fla.; 1948-61, Bradenton, Fla.; 1962, Palmetto, Fla.; 1963 to present, West Palm Beach, Fla.

MINOR LEAGUES — Players report to West Palm Beach on February 28 for early workouts beginning March 1. Bulk of players report March 9 for first full squad workout the next day.

BRAVES BITS

DID YOU KNOW ... Three Braves hit for the cycle between 1904 and 1910, but it took another 77 years before another brave, Albert Hall, hit for the cycle in 1987.

BRAVES BITS

DID YOU KNOW ... The Braves never had a losing season in Milwaukee.

SPRING TRAINING INFORMATION



1988 BRAVES SPRING TRAINING SCHEDULE

Date	Opponent	Location	Time
Thursday, March 3	University of Georgia	West Palm Beach	1:05 p.m.
Friday, March 4	New York Yankees	West Palm Beach	1:05 p.m.
Saturday, March 5	Chunichi Dragons	Vero Beach	1:30 p.m.
	Montreal Expos	West Palm (Braves Road)	1:05 p.m.
Sunday, March 6	Montreal Expos	West Palm Beach (Braves Home)	1:35 p.m.
Monday, March 7	New York Yankees	Ft. Lauderdale	7:30 p.m.
Tuesday, March 8	New York Mets	West Palm Beach	1:05 p.m.
Wednesday, March 9	Montreal Expos	West Palm Beach (Braves Home)	1:05 p.m.
Thursday, March 10	New York Mets	Port St. Lucie	1:05 p.m.
Friday, March 11	New York Mets	West Palm Beach	1:05 p.m.
Saturday, March 12	Los Angeles Dodgers	West Palm Beach	1:35 p.m.
Sunday, March 13	Los Angeles Dodgers	Vero Beach	1:30 p.m.
Monday, March 14	Texas Rangers	West Palm Beach	1:05 p.m.
Tuesday, March 15	Philadelphia Phillies	West Palm Beach	7:05 p.m.
Wednesday, March 16	Houston Astros	West Palm Beach	1:05 p.m.
Thursday, March 17	New York Mets	Port St. Lucie	1:05 p.m.
Friday, March 18	New York Yankees	West Palm Beach	1:05 p.m.
Saturday, March 19	New York Mets	Port St. Lucie	1:05 p.m.
Sunday, March 20	Baltimore Orioles	West Palm Beach	1:35 p.m.
Monday, March 21	Open Date		
Tuesday, March 22	Baltimore Orioles	West Palm Beach	1:05 p.m.
Wednesday, March 23	New York Yankees	West Palm Beach	1:05 p.m.
	New York Yankees	Ft. Lauderdale	7:30 p.m.
Thursday, March 24	Montreal Expos	West Palm Beach (Braves Road)	1:05 p.m.
Friday, March 25	Los Angeles Dodgers	Vero Beach	1:30 p.m.
Saturday, March 26	Baltimore Orioles	Miami	1:30 p.m.
Sunday, March 27	Baltimore Orioles	West Palm Beach	1:35 p.m.
Monday, March 28	Houston Astros	Kissimmee	1:05 p.m.
Tuesday, March 29	Montreal Expos	West Palm Beach (Braves Road)	1:05 p.m.
Wednesday, March 30	New York Mets	West Palm Beach	1:05 p.m.
Thursday, March 31	New York Yankees	Ft. Lauderdale	1:30 p.m.
Friday, April 1	Montreal Expos	Jacksonville	4:00 p.m.
Saturday, April 2	Richmond Braves	Richmond	1:05 p.m.
Sunday, April 3	Greenville Braves	Greenville	1:05 p.m.
Monday, April 4	OFF DAY		
Tuesday, April 5	OPEN REGULAR SEASON IN ATLANTA VS. CHICAGO CUBS		

YEAR BY YEAR SPRING TRAINING RECORDS

1966	13-13	1977	8-8-1
1967	12-13	1978	14-11
1968	13-11	1979	16-10
1969	11-12	1980	10-9
1970	15-17	1981	15-15
1971	13-14	1982	18-7
1972	8-12	1983	13-15
1973	4-18-1	1984	13-13
1974	10-11-1	1985	18-11
1975	9-19	1986	18-11
1976	16-14	1987	16-14



SPRING TRAINING INFORMATION

ATLANTA BRAVES 1987 SPRING TRAINING STATISTICS

BATTING

Name	BAT.	OBA	G	AB	R	H	TB	2B	3B	HR	RBI	GW	SH	SF	HP	BB	IBB	SO	SB	CS	GDP	PINCH-HIT					
																						E	AB	H	HR	BI	
Alva	.000	.000	1	1	0	0	0	0	0	0	0	0	0	0	0	0	0	0	0	0	0	1	0	1	0	0	0
Benedict	.191	.356	18	47	8	9	12	3	0	0	5	1	0	0	2	10	0	5	0	2	1	0	0	0	0	0	0
Blausser	.358	.390	18	53	9	19	26	3	2	0	4	0	2	2	1	3	1	8	5	1	0	2	0	0	0	0	
Davis	.323	.400	11	31	7	10	13	0	0	1	6	0	0	0	0	4	0	4	3	3	0	0	0	0	0	0	
Denson	.000	.000	1	1	0	0	0	0	0	0	0	0	0	0	0	0	0	1	0	0	0	0	1	0	0	0	
Fischlin	.188	.278	7	16	2	3	3	0	0	0	0	0	0	0	0	2	0	3	0	0	1	0	1	0	0	0	
Gant	.167	.286	2	6	0	1	1	0	0	0	0	0	0	0	0	1	0	1	0	0	0	0	0	0	0	0	
Garcia	.200	.273	7	20	3	4	6	2	0	0	0	0	0	0	0	2	0	2	1	1	0	2	0	0	0	0	
Griffley	.226	.290	18	62	6	14	21	3	2	0	8	1	0	1	0	6	0	6	2	2	2	2	0	0	0	0	
Hall	.226	.294	14	31	6	7	9	2	0	0	3	0	1	0	0	3	0	4	1	1	0	0	2	0	0	0	
Hood	1.000	1.000	3	1	2	1	1	0	0	0	0	0	0	0	0	0	0	0	2	0	0	0	1	1	0	0	
Hubbard	.222	.259	18	54	3	12	15	3	0	0	7	0	0	1	0	3	0	9	0	0	2	2	1	0	0	0	
James	.275	.333	21	80	15	22	31	4	1	1	6	0	0	2	0	8	0	12	4	3	0	1	0	0	0	0	
Motley	.310	.326	15	42	7	13	20	4	0	1	11	2	0	2	0	2	0	7	2	0	2	2	1	1	0	1	
Murphy	.270	.389	23	74	12	20	27	1	0	2	12	2	0	1	0	15	0	13	0	0	1	0	0	0	0	0	
Nettles	.404	.466	20	52	12	21	46	4	0	7	12	0	0	0	1	5	0	4	1	0	2	4	6	1	0	0	
Oberkfell	.304	.385	21	69	6	21	27	4	1	0	7	0	0	0	0	9	0	4	3	1	1	4	0	0	0	0	
Perry	.333	.419	23	78	16	26	42	4	0	4	17	3	0	2	1	12	0	10	10	1	0	3	0	0	0	0	
Rabb	.000	.000	1	1	0	0	0	0	0	0	0	0	0	0	0	0	0	0	0	0	0	0	1	0	0	0	
Ramirez	.415	.448	15	53	11	22	27	5	0	0	7	1	2	1	1	3	0	4	3	3	1	3	0	0	0	0	
Rios	.000	.000	1	1	0	0	0	0	0	0	0	0	0	0	0	0	0	0	0	0	0	1	0	0	0	0	
Roenicke	.214	.343	11	28	3	6	7	1	0	0	4	1	0	1	0	6	0	6	0	0	0	1	2	0	0	0	
Runge	.182	.308	7	11	1	2	5	0	0	1	1	0	0	0	0	2	0	4	1	0	0	1	2	1	1	1	
Simmons	.280	.321	8	25	5	7	13	0	0	2	5	1	0	1	0	2	0	0	0	0	1	0	3	1	0	0	
Thomas	.350	.395	12	40	5	14	24	5	1	1	8	3	0	0	0	3	0	6	3	2	1	5	1	0	0	0	
Tubbs	.333	.462	8	9	0	3	3	0	0	0	1	0	0	1	1	2	0	0	0	1	0	0	3	1	0	0	
Virgil	.200	.302	16	55	5	11	15	4	0	0	2	0	0	0	1	7	0	10	0	0	3	2	0	0	0	0	
Yost	.500	.500	2	2	0	1	1	0	0	0	0	0	0	0	0	0	0	0	0	0	0	0	0	0	0	0	
Acker	.500	.667	8	2	1	1	2	1	0	0	1	0	0	0	0	1	0	0	0	0	0	0	0	0	0	0	
Assenmacher	—	1.000	9	0	0	0	0	0	0	0	0	0	0	0	0	1	0	0	0	0	0	0	0	0	0	0	
Cary	—	—	3	0	0	0	0	0	0	0	0	0	0	0	0	0	0	0	0	0	0	0	0	0	0	0	
Coffman	1.000	1.000	3	1	0	1	1	0	0	0	0	0	0	0	0	0	0	0	0	0	0	0	0	0	0	0	
Dedmon	.000	.000	6	6	0	0	0	0	0	0	0	0	1	0	0	0	0	0	0	0	0	0	0	0	0	0	
Garber	.000	.000	11	2	0	0	0	0	0	0	0	0	0	0	0	0	0	1	0	0	0	0	0	0	0	0	
Glavine	—	—	1	0	0	0	0	0	0	0	0	0	0	0	0	0	0	0	0	0	0	0	0	0	0	0	
Hensley	.000	.000	3	1	0	0	0	0	0	0	0	0	0	0	0	0	0	1	0	0	0	0	0	0	0	0	
Kilner	—	—	1	0	0	0	0	0	0	0	0	0	0	0	0	0	0	0	0	0	0	0	0	0	0	0	
Leal	.000	.000	5	2	0	0	0	0	0	0	0	0	0	0	0	0	0	1	0	0	0	0	0	0	0	0	
Mahler	.200	.200	7	10	0	2	2	0	0	0	2	0	1	0	0	0	0	2	0	0	1	0	0	0	0	0	
O'Neal	.000	.000	6	2	0	0	0	0	0	0	0	0	0	0	0	0	0	0	0	0	0	1	0	0	0	0	
Olwine	.000	.000	8	2	0	0	0	0	0	0	0	0	0	0	0	0	0	1	0	0	0	0	0	0	0	0	
Palmer	.071	.071	7	14	0	1	1	0	0	0	0	0	1	0	0	0	0	3	0	0	0	0	0	0	0	0	
Puleo	.000	.000	8	2	0	0	0	0	0	0	0	0	1	0	0	0	0	0	0	0	0	0	0	0	0	0	
Z. Smith	.000	.000	7	6	0	0	0	0	0	0	1	0	1	0	0	0	0	1	0	0	1	0	0	0	0	0	
Speck	—	—	1	0	0	0	0	0	0	0	0	0	0	0	0	0	0	0	0	0	0	0	0	0	0	0	
West	.000	.000	1	1	0	0	0	0	0	0	0	0	0	0	0	0	0	0	0	0	0	0	0	0	0	0	
Ziem	.000	.000	4	1	0	0	0	0	0	0	0	0	0	0	0	0	0	1	0	0	0	0	0	0	0	0	
Braves	.275	.349	30	995	145	274	401	53	7	20	130	15	10	26	8	112	1	134	41	21	21	36	26	6	1	2	
Opponents	.260	.329	30	1008	125	262	355	47	8	10	115	13	9	7	8	100	3	154	22	15	30	32	43	12	0	4	

SPRING TRAINING INFORMATION



1987 SPRING STATS (continued)

Name	W	L	ERA	G	GS	CG	GF	SHO	PITCHING		H	R-ER	HR	HB	BB-IBB	SO	WP	EK
									SV	IP								
Acker	0	1	4.71	8	2	0	3	0	3	21.0	28	16-11	1	1	8-0	12	1	0
Assenmacher	1	1	3.38	9	1	0	3	0	1	16.0	11	7-6	2	1	4-0	15	0	0
Cary	0	1	6.00	3	0	0	1	0	0	3.0	5	5-2	0	0	3-1	2	0	0
Coffman	0	0	2.25	3	0	0	0	0	0	4.0	4	4-1	0	0	6-0	0	0	0
Dedmon	1	1	2.67	6	3	0	0	0	0	27.0	22	9-8	1	2	10-0	10	2	0
Garber	1	1	2.79	11	0	0	11	0	2	19.1	20	7-6	0	1	4-1	13	0	2
Glavine	0	0	0.00	1	0	0	0	0	0	1.0	2	0-0	0	0	0-0	0	0	0
Hensley	0	0	0.00	3	0	0	1	0	0	4.0	3	0-0	0	0	2-0	2	2	0
Kilner	0	0	0.00	1	0	0	1	0	0	1.0	0	0-0	0	0	1-0	0	0	0
Leal	2	0	1.38	5	0	0	2	0	1	13.0	10	4-2	0	0	5-0	9	1	1
Mahler	2	2	3.44	7	7	0	0	0	0	34.0	37	15-13	0	1	8-1	8	0	0
O'Neal	2	3	5.57	6	5	0	0	0	0	21.0	31	14-13	1	2	5-0	15	0	1
Oltwine	2	1	3.75	8	0	0	3	0	0	12.0	11	6-5	0	0	3-0	7	1	0
Palmer	1	1	3.86	7	7	0	0	0	0	35.0	34	19-15	2	0	18-0	28	1	0
Puleo	0	0	2.40	8	0	0	1	0	0	15.0	9	4-4	2	0	4-0	11	0	0
Z. Smith	3	1	3.46	7	5	0	0	0	0	26.0	27	12-10	1	0	16-0	16	2	0
Speck	0	0	0.00	1	0	0	1	0	0	1.0	0	0-0	0	0	0-0	1	0	0
West	0	1	13.50	1	0	0	0	0	0	2.0	6	3-3	0	0	1-0	0	0	0
Ziem	1	0	0.00	4	0	0	3	0	1	7.0	2	0-0	0	0	2-0	5	0	2
Braves	16	14	3.40	30	30	0	30	2	8	262.1	262	125-99	10	8	100-3	154	10	6
Opponents	14	16	4.41	30	30	0	30	0	6	261.0	274	145-128	20	8	112-1	134	8	9

WAIVER RULES

Baseball's waiver year runs from November 10 to November 10 with three subdivisions: First Waiver Period—November 11–30th day of season; Second Waiver Period—31st day of season to July 31; Third Waiver Period—August 1–November 10.

To make a trade with any major league club, waivers are required only from August 1 until 5:00 P.M. EST on the day after the regular season ends. Waivers are not required the remainder of the year. In effect, the old June 15 trading deadline has been pushed back to July 31.

A player on waivers is offered to all other teams in reverse order of the standings. Waivers must be asked by 2:00 P.M. EST and expire at the same time after the waiver period ends. The claiming period has been reduced from six days to three days. There are no more individual league waivers, only major league waivers.

Unconditional Release Waivers can be asked at any time. Between September 1 to the 30th day after the opening of the next championship season, however, major league clubs must ask for Special Waivers before outrighting a player to a National Association team, thereby offering the player to all other teams for their major league rosters.

A player who has run out of options and has been outrighted may still be repurchased by the major league club and placed on its roster but cannot be sent down to the minor leagues again.

To compute which players need waivers before they may be optioned: if three years (less one for each previously spent on option) have elapsed since the player *actually reported* to the Major Leagues for the first time, waivers are required. The date of actual physical reporting will be used as the benchmark instead of the date the player was first placed on a club's 40-man roster.

NOTES

NOTES

NOTES

1988 BRAVES SCHEDULE

APRIL

SUN	MON	TUES	WED	THU	FRI	SAT
					1	2
3	4	5 CHI TV 7:40	6 CHI TV 5:40	7 LA TV 7:40	8 LA TV 7:40	9 LA TV 7:40
10 LA TV 2:10	11 HOU TV 7:40	12 HOU TV 7:40	13 HOU TV 5:40	14	15 LA TV 10:05	16 LA TV 4:05
17 LA TV 4:05	18	19 HOU TV 8:35	20 HOU TV 8:35	21 HOU TV 8:35	22 CIN TV 7:40	23 CIN TV 1:50
24 CIN TV 2:10	25	26 NY TV 7:40	27 NY TV 5:40	28	29 PHIL TV 7:35	30 PHIL TV 1:20

MAY

1 PHIL TV 1:35	2 NY TV 7:35	3 NY TV 7:35	4 MON TV 7:05	5 MON TV 7:35	6 PHIL TV 5:40	7 PHIL TV 7:40
8 PHIL TV 2:10	9 MON TV 7:40	10 MON TV 5:40	11 MON TV 5:40	12	13 STL TV 8:35	14 STL TV 8:05
15 STL TV 2:15	16 CIN TV 7:35	17 CIN TV 7:35	18 CIN TV 7:35	19	20 PIT TV 7:05	21 PIT TV 7:35
22 PIT TV 1:35	23 CHI TV 4:05	24 CHI TV 2:20	25 CHI TV 2:20	26	27 STL TV 7:40	28 STL TV 2:20
29 STL TV 2:10	30 PIT TV 1:10	31 PIT TV 7:40				

JUNE

			1 PIT TV 7:40	2	3 SD TV 10:05	4 SD TV 10:05
5 SD TV 4:05	6	7 SF TV 10:35	8 SF TV 10:35	9 SF TV 4:05	10 HOU TV 8:35	11 HOU TV 8:35
12 HOU TV 2:35	13 HOU TV 8:35	14 LA TV 7:40	15 LA TV 7:40	16 LA TV 5:40	17 HOU TV 7:40	18 HOU TV 7:40
19 HOU TV 2:10	20 LA TV 10:35	21 LA TV 10:35	22 LA TV 10:35	23	24 SD TV 7:40	25 SD TV 7:40
26 SD TV 2:10	27 SF TV 7:40	28 SF TV 7:40	29 SF TV 5:40	30 MON TV 7:35		

JULY

					1 MON TV 7:35	2 MON TV 7:35
3 MON TV 1:35	4 PHIL TV 7:40	5 PHIL TV 7:40	6 PHIL TV 7:40	7	8 MON TV 7:40	9 MON TV 7:40
10 MON TV 2:10	11	12	13	14 NY TV 7:40	15 NY TV 7:40	16 NY TV 7:40
17 NY TV 2:10	18 PHIL TV 7:35	19 PHIL TV 7:35	20 PHIL TV 7:35	21 NY TV 7:35	22 NY TV 7:35	23 NY TV 1:35
24 NY TV 1:35	25	26 CIN TV 7:40	27 CIN TV 7:40	28 CIN TV 5:40	29 SF TV 10:35	30 SF TV 4:05
31 SF TV 3:05 (DH)						

AUGUST

	1 SD TV 10:05	2 SD TV 10:05	3 SD TV 10:05	4	5 SF TV 7:40	6 SF TV 7:40
7 SF TV 2:10	8 SF TV 7:40	9 SD TV 7:40	10 SD TV 7:40	11 SD TV 5:40	12 CIN TV 7:35	13 CIN TV 7:05
14 CIN TV 2:15	15 PIT TV 7:35	16 PIT TV 7:35	17 PIT TV 7:35	18	19 CHI TV 4:05	20 CHI TV 2:20
21 CHI TV 2:20	22 STL TV 8:35	23 STL TV 8:35	24 STL TV 8:35	25 CHI TV 5:40	26 CHI TV 7:40	27 CHI TV 3:20
28 CHI TV 2:10	29 STL TV 7:40	30 STL TV 7:40	31 STL TV 7:40			

SEPTEMBER


				1	2 PIT TV 7:40	3 PIT TV 7:40
4 PIT TV 2:10	5 LA TV 7:40	6 LA TV 5:40	7 SF TV 10:35	8 SF TV 10:35	9 SD TV 10:05	10 SD TV 10:05
11 SD TV 3:05	12 LA TV 10:35	13 LA TV 10:35	14 LA TV 10:35	15	16 SD TV 7:40	17 SD TV 7:40
18 SD TV 2:10	19 SF TV 5:40	20 SF TV 5:40	21 HOU TV 8:35	22 HOU TV 8:35	23 CIN TV 7:40	24 CIN TV 7:40
25 CIN TV 2:10	26	27 HOU TV 7:40	28 HOU TV 7:40	29 HOU TV 7:40	30 CIN TV 7:35	Oct. 1 CIN TV 2:15
Oct. 2 CIN TV 2:15						

Home Games

ALL GAME TIMES ARE EASTERN TIME
AND SUBJECT TO CHANGE

DH Doubleheaders
TV Televised over WTBS

Winning Streak.



The Atlanta Braves 1988 Media Guide

When it comes to service, Delta is Number One. Over the years, we've earned a record of satisfied passengers unequalled by any other major U.S. airline, as defined by the U.S. Department of Transportation.

We've got the right moves, too. Delta and The Delta Connection®

give you over 3,900 flights a day to more than 240 cities around the world.

So we can get you where you want to go, when you want to go.

Ask your Travel Agent to book you on Delta. Or give us a call.

And find out how good it feels to ride a winning streak.

DELTA

We Love To Fly And It Shows.™

The Official Airline of the Atlanta Braves.



Wayne Cousar, Captain.

Delta Connection flights operate with Delta flight numbers 2000-5999.

© 1988 Delta Air Lines, Inc.