

A T L A N T A

Braves



B A S E B A L L



**1990
MEDIA
GUIDE**

\$7.00

1990 BRAVES SCHEDULE APRIL

SUN	MON	TUES	WED	THU	FRI	SAT
1	2 SF 10:05 TV	3 SF 10:35 TV	4 SF 3:35	5	6 HOU 7:40 TV	7 HOU 7:10
8 HOU 2:10 TV	9	10 SF 7:40 TV	11 SF 7:40	12 SF 5:40	13 CIN 7:40	14 CIN 7:10
15 CIN 2:10 TV	16 CIN 7:40 TV	17 HOU 8:35 TV	18 HOU 8:35	19	20 CIN 7:35 TV	21 CIN 2:15
22 CIN 2:15 TV	23	24 NY 7:35 TV	25 NY 7:35	26	27 PHI 7:40 TV	28 PHI 7:10 TV
29 PHI 2:10 TV	30 NY 7:40 TV					

MAY

SUN	MON	TUES	WED	THU	FRI	SAT
		1 NY 5:40	2 MON 7:35	3 MON 7:35 TV	4 PIT 7:35 TV	5 PIT 7:05 TV
6 PIT 1:35 TV	7 CHI 8:05 TV	8 CHI 2:20	9 CHI 2:20	10	11 STL 8:35 TV	12 STL 8:05 TV
13 STL 2:15 TV	14 CHI 7:40 TV	15 CHI 7:40 TV	16 CHI 7:40	17 PIT 7:40 TV	18 PIT 7:40	19 PIT 7:10 TV
20 PIT 8:05	21 STL 7:40 TV	22 STL 7:40 TV	23	24 PHI 7:35 TV	25 PHI 7:35 TV	26 PHI 7:05 TV
27 PHI 1:35	28 MON 1:40 TV	29	30 MON 5:40	31 SD 10:05 TV		

JUNE

SUN	MON	TUES	WED	THU	FRI	SAT
					1 SD 10:05 TV	2 SD 10:05 TV
3 SD 4:05 TV	4 LA 10:35 TV	5 LA 10:35 TV	6 LA 10:35	7	8 SF 7:40 TV	9 SF 7:10 TV
10 SF 2:10 TV	11 SF 5:40	12 CIN 7:35 TV	13 CIN 7:35	14 CIN 6:05	15 SF 10:35 TV	16 SF 3:35
17 SF 3:35 TV	18	19 CIN 7:40 TV	20 CIN 7:40	21 CIN 7:40 TV	22 SD 7:40 TV	23 SD 7:10 TV
24 SD 2:10 TV	25 LA 7:40 TV	26 LA 7:40 TV	27 LA 7:40	28	29 MON 7:35 TV	30 MON 7:35 TV

JULY

SUN	MON	TUES	WED	THU	FRI	SAT
1 MON 1:35 TV	2 MON 7:35 TV	3 PHI 7:35 TV	4 PHI 7:35	5 NY 7:40 TV	6 NY 7:40 TV	7 NY 7:10 TV
8 NY 2:10 TV	9 ALL STAR	10 GAME AT CHICAGO (NL)		12 MON 7:40 TV	13 MON 7:40 TV	14 MON 7:10 TV
15 MON 2:10 TV	16 PHI 7:40 TV	17 PHI 7:40 TV	18 PHI 7:40	19 NY 7:35 TV	20 NY 7:35 TV	21 NY 7:05 TV
22 NY 1:35	23 HOU 7:40 TV	24 HOU 7:40 TV	25 HOU 5:40	26 LA 10:35	27 LA 10:35	28 LA 10:05
29 LA 4:05	30 SD 10:35	31 SD 10:05				

AUGUST

SUN	MON	TUES	WED	THU	FRI	SAT
			1	2 HOU 8:35	3 HOU 8:35	4 HOU 8:05
5 HOU 2:35	6	7 SD 7:40 TV	8 SD 7:40	9 SD 7:40 TV	10 LA 7:40 TV	11 LA 7:10 TV
12 LA 2:10	13 TV 7:40	14 PIT 7:35 TV	15 PIT 7:35	16 PIT 3:00 TV	17 CHI 2:20 TV	18 CHI 4:05
19 CHI 2:20 TV	20 STL 8:35 TV	21 STL 8:35 TV	22 STL 8:35	23	24 CHI 7:40 TV	25 CHI 7:10 TV
26 CHI 2:10 TV	27	28 PIT 7:40 TV	29 PIT 7:40	30 STL 7:40 TV	31 STL 7:40 TV	

SEPTEMBER

SUN	MON	TUES	WED	THU	FRI	SAT
						1 STL 7:10 TV
2 STL 2:10 TV	3 CIN 1:10 TV	4 CIN 5:40 TV	5 LA 10:35	6 LA 10:35 TV	7 SD 10:05 TV	8 SD 10:05 TV
9 SD 4:05	10 SF 10:05 TV	11 SF 10:35 TV	12 SF 3:35 TV	13	14 SD 7:40 TV	15 SD 7:10 TV
16 SD 2:10 TV	17 LA 7:40 TV	18 LA 5:40 TV	19 SF 7:40	20 SF 5:40 TV	21 HOU 7:40 TV	22 HOU 7:10 TV
23 HOU 2:10 TV	24	25 CIN 7:35 TV	26 CIN 7:35	27 CIN 7:35 TV	28 HOU 8:35 TV	29 HOU 2:35
30 HOU 2:35 TV						

Home Games

ALL GAME TIMES ARE EASTERN TIME TV Televised over WTBS
AND SUBJECT TO CHANGE



More publications available at:

www.retroseasons.com/library/

1990
ATLANTA

Braves

A



1990 Atlanta Braves Media Guide

Copyright, 1990 the Atlanta Braves National Baseball Club.

The 1990 Media Guide was published March 1, 1990, with information available as of February 15. The book was produced by Glen Serra, with help from Mike Ringering and Mark Mitchell, under the supervision of Jim Schultz. Members of the media may obtain more detailed and updated information from the Braves Public Relations Department, (404) 522-7630.

MEDIA INFORMATION

PRESS CREDENTIALS — To order credentials, write to the Braves' Public Relations Department, P.O. Box 4064, Atlanta, Ga. 30302. All requests from media outside the immediate Atlanta area must come in writing on appropriate letterhead stationery. Please specify who will pick up the credentials on the day of the game. Identification will be required before credentials can be distributed.

PRESS RESERVATIONS BOOTH — Credentials may be picked up at the Press Reservations Booth, Windows 3-6, near Gate F on the south side of Atlanta-Fulton County Stadium. The booth is open two hours prior to game time with credentials available then.

PRESS GATE — To enter Atlanta-Fulton County Stadium, a press gate is located near Gate E. Elevators inside the Stadium to the left of the press gate stop at the press box (third) level and the field/clubhouse (first) level.

ABOUT THE COVER

The 1990 season is the Braves' 25th year in Atlanta. Several promotional activities are scheduled to help commemorate this milestone in the franchise's history. Atlanta artist Wayland Moore designed a special logo which the Braves will use throughout the year.

TABLE OF CONTENTS

ADMINISTRATION

Directory	4
Biographies	5-12

ATLANTA REFERENCE SECTION

Batting, Top Five	167
Best Record, by Game	176
Doubleheaders	178
Home Runs	179-184
Monthly Won-Lost	172-173
Opening Day Lineups	185
Opening Game Results	186
Pitching, Top Five	167-168
Records	164-165
Roster 1966-1989	190
Trades	187-189
Won-Lost vs. N.L. Teams	174-175
Worst Record by Game	177
Yearly Individual Leaders	168-170
Yearly Team Statistics	165-166

ATTENDANCE

All-Time Records	163
Atlanta Highs, Lows	191
Stadium Highs & Lows	192
Year-by-Year	163, 191

PLAYER DEVELOPMENT SYSTEM

Minor League Directory	125-126
1989 Minor League Statistics ..	127-134
No. 1 Draft Picks	126
Scouting Department	124

FRANCHISE HISTORY

All-Star Game Selections	158
Batting, Top Five	154
Championship Years	144
Fielding Averages, Highest	155
Hall of Famers	162
Historical Highlights	145-147
League Leaders	153
No-Hit Games	156
Pitchers, Ind. Best Starts	162
Pitching, Top Five	154
Players of the Month	161
Post-Season Awards	159-160
Records, All-Time	136-141
Regulars by Position	148-151
Season Leaders by Position	155
200-Hit Club	157
Winningest Braves	152, 156
Won-Lost vs. Teams	147
Yearly Win-Loss Record	142-143

MISCELLANEOUS

Atlanta-Fulton County Stadium	214
Extra Inning Games	141
Hotels	217
Last Time It Happened	22
Milestones	119
Radio-TV	215
Retired Numbers	162
Rules of Interest	216-217
Series Sweeps	170-172
Waiver Rules	221

1989 IN REVIEW

Attendance	212
Day-by-Day	201-203
Final Statistics	194-198
Highs & Lows	200
Home Run Details	206-209
Vs. Lefties & Righties	204
Major League Standings	194
Men in Scoring Position	205
National League Statistics	194-195, 199
Opening and Closing Day Rosters	78
Pinch-Hitting	203
Transactions	210-211
Win-Loss Breakdown	199

1990 BRAVES

Coaches	16-21
Manager	14
Players	24-119
Roster	120-121
Schedule	Inside Back Cover
Spring Invitee Roster	122

SPRING TRAINING

1990 Information	218
1990 Schedule	219
1990 Statistics	220-221
Yearly Won-Loss Records	219

ATLANTA BRAVES

Phone (404)522-7630
Tickets (404) 577-9600

P.O. Box 4064, Atlanta, GA 30302

Easylink 62923333
FAX 522-7734

DIRECTORS OF THE BRAVES

William C. Bartholomay, Chairman
Robert E. Hope
Terry McGuirk

Henry L. Aaron
Stanley H. Kasten
M.B. Seretean
Allison Thornwell, Jr.

Robert J. Cox
Rube Lucas
R.E. Turner III

FRONT OFFICE STAFF

R.E. (Ted) Turner III

Stanley H. Kasten	President
Henry L. Aaron	Sr. Vice President & Asst. to President
Charles S. Sanders	Sr. Vice President/Administration & Finance
Robert J. Cox	Vice President & General Manager
John W. Mullen	Vice President & Asst. General Manager
Paul L. Snyder, Jr.	Asst. Vice President & Director of Scouting
Rod Gilbreath	Asst. Director of Scouting
Bobby Dews	Director of Player Development
Wayne Long	Vice President, Director of Marketing & Broadcasting
Bill Acree	Director of Team Travel & Equipment Manager
Terri Brennan	Director of Stadium Operations & Security
Peter Diffin	Director of Advertising
Danny Goodwin	Director of Community Relations
Robert A. Hope	Director of Merchandising
Miles McRea	Director of Promotions
Chip Moore	Assistant Controller
Ed Newman	Director of Ticket Operations
Jim Schultz	Director of Public Relations
Jack Tyson	Director of Ticket Sales

Paul Adams, Ticket Sales Manager; Charli Anderson, Marketing Representative; Susan Bailey, Baseball Operations; Lena Burney, Baseball Operations; Skip Caray, Broadcaster; Bonita Cody, Merchandise Department; June Cornillaud, Administrative Assistant/Baseball Operations; Robert Cooper, Stadium Club; Charlotte Cowings, Merchandise Department; Bobbie Cranford, Baseball Operations; Paul Ekins, Assistant Director of Player Development; Buck Ethridge, Merchandise Department.

Debbi Fernandes, Stadium Club; Nell Folds, Switchboard; Carrie Freeman, Merchandise Department; Steve Goff, Merchandise Manager; Elizabeth Goode, Security; Jim Guadagno, Baseball Systems Operator; Lynn Hammontree, Marketing Representative; Rodney Henderson, Senior Marketing Representative; Felicia Hilton, Stadium Operations; Mary Helen Huggins, Marketing Services; Jill Humphrey, Marketing Representative.

Brandon Koehnke, Grounds Superintendent; Betty Latimer, Stadium Operations; Jackie Lenox, Merchandise Department; Carrie Lewis, Merchandise Department; Pat Long, Accounting; Pamela Matthews, Accounting; Ethylene McBee, Ticket Mail Order Supervisor; Fran Merry, Marketing Secretary; Linda Miller, Administrative Assistant/Business and Team Travel; Mark Mitchell, Marketing Representative; Harriett Monroe, Accounting; Derrick Morris, Marketing Representative; James Pace, Mailroom.

Scheree Rawles, Public Relations Secretary; Johnny Ray, Print Shop Manager; Richard Ray, Assistant Grounds Superintendent; Amy Richter, Ticket Sales Manager; Mike Ringer, Public Relations Assistant; Beverly Roberts, Accounting; Jo Ann Saggio, Ticket Distribution; Kurtis Schlender, Stadium Club; Rick Scholla, Ticket Sales Manager; Glen Serra, Public Relations Assistant; Peter Serrano, Assistant Director of Ticket Sales; George Sherman, Stadium Club Manager; Pete Skorput, Spring Training Coordinator; Don Sutton, Broadcaster; Pete Van Wieren, Broadcaster; Sam Williams, Assistant Director of Ticket Operations; David Wynn, Promotions Manager.

MANAGER AND STAFF

Russ Nixon, Manager

Coaches — Bruce Dal Canton, Clarence Jones, Roy Majtyka, Brian Snitker, Bobby Wine

Bullpen Coordinator — Phil Niekro
Advance/Special Assignments Scout — Pat Corrales

Trainer — Dave Pursley
Asst. Trainer — Jeff Porter

Equipment Manager — Bill Acree

Asst. Equipment Manager — Casey Stevenson
Visiting Clubhouse Manager — John Holland
Asst. Visiting Clubhouse Manager — Fred Stone

Team Physician — Dr. David T. Watson
Associate Physicians — Dr. Robert Crow, Dr. John Cantwell

Orthopedics — Dr. Robert Wells, Dr. Joe Chandler

TICKET PRICES

Club and Dugout Level \$9.50	Pavilion Level \$6.00
Field Level \$8.00	General Admission \$4.00
Upper Level \$6.00	G.A.-Child under 12 \$1.00

ATLANTA-FULTON COUNTY STADIUM

521 Capitol Ave., S.W., Atlanta, GA 30312

Seating Capacity — 52,007 for baseball, 59,643 for football.

Playing Field Distances — Left and right field fences, 330 feet, 100.6 meters; Center field fence 402 feet, 122.5 meters; Power alleys, 385 feet; Outfield fence, ten feet high; Wall, 22 feet high.

Atlanta-Fulton County Stadium is located one mile south of midtown Atlanta at the junction of Interstate highways 20, 75, and 85. The park was completed in 20 months, eight for design and 12 for construction. Ground was broken on April 15, 1964 and the first game was played April 9, 1965 when Milwaukee defeated Detroit, 6-3, in an exhibition game before the 1965 regular season began. Approximate cost of the Stadium was \$18 million. Architects were two Atlanta firms: Heery and Heery, and Finch, Alexander, Barnes, Rothschild and Paschal. General contractor was The Thompson and Street Company of Charlotte, N.C. and Atlanta. Permanent fold-away seats were added during 1976, increasing football capacity to its present level. More than 600 dugout level seats were added prior to the 1977 season.

Stadium Authority — Reggie Williams, Executive Director; T. Herman Graves, Stadium Manager.

Ted Turner



R.E. (Ted) Turner, Chairman, President and CEO of Turner Broadcasting System, Inc., the owner of the Atlanta Braves, has established a reputation as an innovative businessman and sportsman.

He has combined his enthusiasm for communications and sports to expand a small UHF television station into the most watched single channel in the United States. WTBS, Channel 17 in Atlanta, is known as TBS SuperStation to cable viewers throughout the country. At the same time, primarily because of their exposure on the station, the Braves have followers in all 50 states and the Dominican Republic.

The dynamic Turner became owner of the Braves on Jan. 14, 1976, when National League owners unanimously approved the sale by Atlanta-LaSalle Corporation to Turner Communications Corporation, now called Turner Broadcasting System, Inc.

Under Turner's leadership, the Braves emerged into a club which won the National League West title for the first time in 13 years in 1982. Recently the Braves have concentrated more than ever on developing Major League players through their farm system and now have the most extensive minor league and scouting programs in baseball. The Braves also are not afraid to better themselves by other methods, as evidenced by their signing of free agent Nick Esasky and trading for Charlie Leibrandt, Ernie Whitt and Jim Presley during the past off season.

Turner has become a household word in the world of sports not only through his ownership of the Braves and basketball Hawks, but also because of his considerable achievements as a yachtsman.

Turner's most notable deed as a yachting participant came in 1977 when he skippered "Courageous" to victory in the prestigious America's Cup races. He was named Yachtsman of the Year for the third time by the New York Yacht Club on the strength of those wins. He also won the award a fourth time, in 1978.

In 1986, Turner created the Goodwill Games, a world-class, international multi-sport event that is held every four years. The first Goodwill Games, held in Moscow in July, represented the first time U.S. and Soviet athletes had come together in a major, international summer competition since the 1976 Montreal Olympics. The games will be held again this summer in Seattle.

Turner has almost revolutionized the television industry. TBS SuperStation now reaches 52.5 million homes in all 50 states, Puerto Rico and other Caribbean islands. On June 1, 1980, Turner started Cable News Network, the first 24-hour, all-news television station. CNN reaches 54 million homes across the nation and is available to viewers worldwide. A third Turner broadcasting system, HEADLINE NEWS, made its debut on Jan. 1, 1982. HEADLINE NEWS is a national, 24-hour, fast-paced news network operating in 30-minute cycles which reaches into 41 million homes throughout the U.S.

Another of Turner's major contributions to the cable industry was the launch of Turner Network Television (TNT) in October of 1988. TNT, which already reaches 38 homes in the United States, is designed to compete with the three broadcast networks by offering a combination of original programming, major sporting events and vintage films and television series from the Turner Entertainment Co. Library.

Early in 1986, Turner negotiated the purchase of the MGM-United Artists communications giant, retaining the voluminous MGM film library to enhance WTBS' programming.

Turner's commitment to using television for the public good can be seen in his work as one of the founding board members of the Better World Society. Created in 1985, the Society is dedicated to the production and international distribution of television programs on critical issues that threaten the planet: nuclear arms, overpopulation and environmental degradation.

Turner was born in Cincinnati on Nov. 19, 1938. He attended Brown University where he was Vice-President of the Debating Union and Commodore of the Brown Yacht Club.

He began his business career as an account executive for Turner Advertising Company in Savannah, Ga. He became general manager of Turner Advertising in Macon, Ga., in 1960, at the age of 22, and in 1963, became president and chief executive officer of the various Turner companies with offices in Atlanta.

In 1970 Turner Communications Corporation merged with Rice Broadcasting, with Turner becoming general manager of the flagship station, WTCG (later changed to WTBS) in Atlanta. The Federal Communications Commission approved use of a satellite system in 1976 which allowed Turner Communications to beam WTBS's signal across the United States.

Turner is a member of the Atlanta Advertising Club, the Atlanta Yacht Club, and the Capital City Club.

Bill Bartholomay

Chairman of the Board



Bill Bartholomay, a lifelong baseball fan of the first order, has been Chairman of the Board of the Atlanta Braves since 1966. He has been involved with the team as a director or owner for 29 years. He led a group which purchased the then Milwaukee Braves in November of 1962 and moved the team to Atlanta in 1966. Prior to his involvement with the Braves, Bartholomay was a director and shareholder of the Chicago White Sox.

Bartholomay was elected to the Commissioner's Executive Council in December of 1989, becoming the first representative of the Atlanta Braves to serve on that group. The committee, consisting of the league presidents and four owners from each league, is Fay Vincent's top advisory board. A past member of the National League Executive Committee, Bartholomay still serves as a trustee of the Major League Baseball Players benefit plan, and was a member of the committee which recommended Bill White as National League President in the spring of 1989.

Bartholomay won friends for the Braves all over the sports world when in 1968 he signed Satchel Paige, then in his 60s, so he could accumulate enough time to qualify for his pension. Paige is the oldest player ever to sign a major league contract.

Although best known for his sports leadership, Bartholomay wears many other hats in the business world. He is Vice Chairman of the Board of Frank B. Hall & Co. Inc., one of the world's largest international insurance brokerage firms, Vice Chairman of the Board of Turner Broadcasting System, Inc. and the President of the Chicago Park District Board of Commissioners. He also serves as a director or trustee of many other corporations and civic organizations, including the National Security Bank of Chicago, the Lincoln Park Zoological Society and the Harold Washington Foundation.

Stan Kasten

President



Stan Kasten begins his fourth season as the Braves' President and TBS Vice President for Sports Teams in 1990.

Kasten, 38, probably has more high level sports administration experience than anyone else his age in the country. When he assumed his current duties on Nov. 6, 1990, he simply assumed additional responsibilities for owner Ted Turner. As the Atlanta Hawks' President and General Manager, Kasten had already established himself as one of the top executives in the National Basketball Association. He was selected by his peers as the NBA Executive-of-the-Year for the second straight time

after the 1986-87 season. With Kasten in the front office, the Hawks had participated in the NBA playoffs 10 of the last 12 seasons going into the 1988-89 campaign.

Kasten's association with Turner goes back more than a decade. They met at a Braves-Cardinals game in 1976 in St. Louis, when Kasten was celebrating his graduation from law school with a tour of Major League baseball parks. He soon was appointed in-house legal counsel for the Hawks and the Braves and served as the Hawks' Assistant General Manager for two years before becoming, at 27, the youngest General Manager in NBA history in November of 1979. He was named the Hawks' President in April of 1986.

Kasten is a member of the Hawks' Board of Directors, a member of the NBA Board of Governors and a trustee of the Basketball Hall of Fame. He speaks regularly to legal associations throughout the country and is on the Board of Directors of the National Sports Lawyers Association. He is a member of the Board of Directors of the Richard Allen Outreach Center, a crisis hot-line service. During his NBA years, Kasten has also served on the NBA's Market-

KASTEN (continued)

ing Committee, the Player Pension Committee and the Expansion Committee.

Kasten was born February 1, 1952, in Lakewood, New Jersey, but grew up in the Freehold, New Jersey, area that also produced Bruce Springsteen. One of three children, Stan attended private secondary school in Baltimore and New York City. He began his college career at Rutgers but transferred to New York University. He graduated from NYU with a degree in Psychology, earned Magna Cum Laude honors and was chosen Phi Beta Kappa. He received a Juris Doctor degree from Columbia Law School and played outfield in the Jersey Shore Summer Baseball League during his law school years.

Stan, his wife, Helen, and their four children (Alana, Corey, Sherry and Jay) live in Sandy Springs. Prior to coming to the Braves, Kasten played softball in several leagues in Atlanta during basketball's off season, and still competes in a fast-pitch, over-30 baseball league. He is an admitted television addict and loves Italian food.

Henry Aaron

Senior Vice President/ Assistant to the President



Hank Aaron, an Atlanta Braves' Vice President and Director of Player Development for the previous 13 years, was promoted to Senior Vice President and Assistant to the President in December of 1989.

Aaron works closely with President Stan Kasten and General Manager Bobby Cox in overseeing all phases of the Braves' baseball operations, including the major league franchise, minor league system and scouting. Aaron also will direct the team's personal development program for players and will continue to represent the Braves in community relations activities.

Aaron, the greatest home run hitter of all time, was elected to Baseball's Hall of Fame in January of 1982. He missed by nine votes being the first unanimous choice ever in the voting by the Baseball Writers Association of America. Aaron received 406 of a possible 415 votes for a percentage of .978. Only Willie Mays, who got 409 votes in 1979, received more votes in the annual election, and only Ty Cobb, who received 98.2 per cent of the votes in the first balloting in 1936, earned a higher percentage. Aaron and Frank Robinson were inducted into the Hall of Fame at Cooperstown, N.Y., on Aug. 1, 1982.

Following his playing career, Aaron joined the Braves' front office October 7, 1976. He oversaw the development of many players instrumental in the Braves' 1982 National League West Division championship. Dale Murphy, who won back-to-back N.L. MVP awards in 1982-83, Tom Glavine, Mark Lemke and Andres Thomas are just a few players who came up through Atlanta's farm system under Aaron's direction.

In his 23-year major league career, Aaron rewrote baseball's hitting record book. He holds more major league batting records than any other player in the game's history. Among his records are some truly amazing ones, including Most Runs Batted In, Lifetime, 2,297; Most Long Hits, Lifetime, 1,477; Most Total Bases, 6,856; and, of course, Most Home Runs, Lifetime, 755. His most famous home run came in Atlanta on April 8, 1974, when he hit his 715th, breaking Babe Ruth's seemingly untouchable record. He did it before 53,775 against the Dodgers' Al Downing. He also ranks second on the all-time list in At-Bats (12,364) and Runs (2,174), third in games (3,298) and hits (3,771), seventh in years of service (23), eighth in doubles (624) and 11th in singles (2,294).

On May 17, 1970, Hank became the first player to compile both 3,000 career hits and more than 500 homers. He is one of eight players to ever hit more than 30 homers and steal more than 30 bases in a season, doing it in 1963. Hank played in the Major League All-Star Game 24 times, including the years 1959-61 when two games were played. He was honored as the National League's Most Valuable Player in 1957 and named Player of the Year by The

AARON (continued)

Sporting News in 1956 and 1963. He played 21 seasons with the Braves before being traded to the Milwaukee Brewers for outfielder Dave May and minor league pitcher Roger at the end of the 1974 season. Aaron retired as a player two years later.

Aaron and his wife, the former Billye Suber, live in Atlanta. They have five children, Gail, Hank Jr., Lary, Dorinda and Ceci. Lary was a minor league outfielder for the Braves.

AARON'S CAREER RECORD

YR	CLUB	AVG	G	AB	R	H	2B	3B	HR	RBI	BB	SO	SB
52	Eau Claire	.336	87	345	79	116	19	4	9	61	33	19	25
53	Jacksonville	.362	137	574	*115	*208	*36	14	22	*125	35	22	13
54	Milwaukee	.280	122	468	58	131	27	6	13	69	28	39	2
55	Milwaukee	.314	153	602	105	189	*37	9	27	106	49	61	3
56	Milwaukee	.328	153	609	106	*200	*34	14	26	92	37	54	2
57	Milwaukee	.322	151	615	*118	198	27	6	*44	*132	57	58	1
58	Milwaukee	.326	153	601	109	196	34	4	30	95	59	49	4
59	Milwaukee	.355	154	629	116	*223	46	7	39	123	51	54	8
60	Milwaukee	.292	153	590	102	172	20	11	40	*126	60	63	16
61	Milwaukee	.327	155	603	115	197	*39	10	34	120	56	64	21
62	Milwaukee	.323	156	592	127	191	28	6	45	129	66	73	15
63	Milwaukee	.319	161	631	*121	201	29	4	*44	*130	78	94	31
64	Milwaukee	.328	145	570	103	187	30	2	24	95	62	46	22
65	Milwaukee	.318	150	570	109	181	*40	1	32	89	60	81	24
66	Atlanta	.279	158	603	117	168	23	1	*44	*127	76	96	21
67	Atlanta	.307	155	600	*113	184	37	3	*39	109	63	97	17
68	Atlanta	.287	160	606	*84	174	33	4	29	86	64	62	28
69	Atlanta	.300	147	547	100	164	30	3	44	97	87	47	9
70	Atlanta	.298	150	516	103	154	26	1	38	118	74	63	9
71	Atlanta	.327	139	495	95	162	22	3	47	118	71	58	1
72	Atlanta	.265	129	449	75	119	10	0	*34	77	92	55	4
73	Atlanta	.301	120	392	84	118	12	1	40	96	68	51	1
74	Atlanta	.268	112	340	47	91	16	0	20	69	38	29	1
75	Milwaukee	.234	137	465	45	109	16	2	12	60	70	51	0
76	Milwaukee	.229	85	271	22	62	8	0	10	35	35	38	0
N.L. Totals		.310	3076	11628	2107	3600	600	96	733	2202	1296	1294	240
A.L. Totals		.232	222	736	67	171	24	2	22	95	105	89	0
M.L. Totals		.305	3298	12364	2174	3771	624	98	755	2297	1401	1396	240

AARON'S CHAMPIONSHIP SERIES RECORD

	G	AB	R	H	2B	3B	HR	RBI	SB	AVG
1969 Atlanta vs. New York	3	14	3	5	2	0	3	7	0	.357

AARON'S WORLD SERIES RECORD

	G	AB	R	H	2B	3B	HR	RBI	SB	AVG
1957 Milwaukee vs. New York	7	28	5	11	0	1	3	7	0	.393
1958 Milwaukee vs. New York	7	27	3	9	2	0	0	2	0	.333
W.S. Totals	14	55	8	20	2	1	3	9	0	.364

BRAVES BITS

DID YOU KNOW ... The Braves' pitching staff set an Atlanta season record with 966 strikeouts in 1989, breaking the old mark of 960 set in 1970.

Bobby Cox

General Manager



Bobby Cox, entering his fifth season as the Atlanta Braves' general manager, is the man most responsible for shaping the team's operating philosophy. The Braves' farm system, having been stockpiled with talented prospects through the draft and trades by Cox and his staff, is regarded as one of the best in baseball. The goal is long-term, consistent success.

When Cox joined the Braves' front office in October of 1985, he ended a 25-year, on-the-field career as player, coach and manager, including a stint as Atlanta's manager from 1978 through 1981. He returned to Atlanta from Toronto, where he had

just completed four years as the Blue Jays' manager.

While with the Blue Jays, Cox took an habitual seventh-place team to within one game of attaining a berth in the 1985 World Series. Toronto lost game No. 7 of the American League Championship Series to the eventual World Champion Kansas City Royals. For his efforts that year, Cox was named The Sporting News Major League Manager of the Year by a vote of his peers. He was awarded a similar honor by the Baseball Writers Association of America.

Cox's early baseball credentials also are impressive. After 10 years as a player in the minors and two in the majors, Cox was named manager of the New York Yankees' Class A affiliate in Fort Lauderdale in 1971. His teams never finished lower than fourth in his six years in the Yankee system. He won the Eastern League pennant and championship with West Haven in 1972. Cox also placed second twice and third twice in four years with Syracuse, winning the International League's Governor's Cup in 1976.

After serving as the Yankees' first base coach in 1977, Cox moved South to manage the Braves. He compiled a 266-323 record in his four years in Atlanta, laying the groundwork for the team's success in 1982, when the Braves won the National League West title. He received numerous votes for N.L. Manager of the Year in 1980, when Atlanta was 81-80, its best record in six seasons.

In 1982, his first year in Toronto, he led the Blue Jays to a 78-84 mark, the best record in their six-year history. Toronto improved to 89-73 the next two seasons, then won the A.L. East in 1985 by going 99-62.

Cox received a reported \$40,000 bonus to sign with the Los Angeles Dodgers in 1959. He won the Pioneer League batting championship while with Great Falls in 1963, batting .337 with 19 home runs and 85 RBI... He led his league in fielding percentage on three occasions (1961 as a second baseman, 1963 and 1965 as a third baseman)... He spent seven years in the Dodgers' system before being acquired by Atlanta in 1966. He was traded following the 1967 season to the New York Yankees and beat out Mike Ferraro, the Yankees' outstanding rookie in spring training, for the third base job in 1968. He batted .229 that year to make the Topps Rookie All-Star team. He lost his job to roommate Bobby Murcer in 1969... Cox was forced to retire at the age of 30 due to bad knees.

Bobby was born May 21, 1941, at Tulsa, Oklahoma. He graduated from Selma High School (Selma, Ca.) in 1959 and attended Reedley Junior College (Reedley, Ca.). He grew up in Selma, a farming community 15 miles south of Fresno, midway between San Francisco and Los Angeles... Cox and his wife, Pam, have three daughters, Keisha (20), Kami (17) and Skyla (8)... The family resides in Marietta, GA.

COX (continued)

COX'S CAREER RECORD

YR	CLUB	AVG.	G	AB	R	H	2B	3B	HR	RBI
60	Reno	.255	125	440	99	112	20	5	13	75
61	Salem	.205	14	44	3	9	2	0	0	2
	Panama City	.304	92	335	66	102	27	4	17	73
62	Salem	.278	141	514	83	143	26	7	16	82
63	Albuquerque	.283	17	53	5	15	2	0	2	5
	Great Falls	.337	109	407	103	137	31	4	19	85
64	Albuquerque	.291	138	523	98	152	29	13	16	91
65	Salt Lake City	.264	136	473	58	125	32	1	12	55
66	Tacoma	.118	10	34	2	4	1	0	0	4
	Austin	.227	92	339	35	77	11	1	7	30
67	Richmond	.297	99	350	52	104	17	4	14	51
68	New York (A.L.)	.229	135	437	33	100	15	1	7	41
69	New York (A.L.)	.215	85	191	17	41	7	1	2	17
70	Syracuse	.219	90	251	34	55	15	0	9	30
71	Fort Lauderdale	.111	4	9	1	1	0	0	0	0
M.L. Totals		.224	220	628	50	141	22	2	9	58

—Recalled by Atlanta Braves, traded to New York Yankees for catcher Bob Tillman and pitcher Dale Roberts (later transferred to Richmond), December 7, 1967.

—On disabled list, May 28 through June 18, 1970.

COX'S MANAGERIAL RECORD

YR	CLUB & LEAGUE	W-L	POS.
71	Fort Lauderdale (FSL)	71-70	Fourth (E)
72	West Haven (East)*	84-56	First (A)
73	Syracuse (Int.)	76-70	Third (Am.)
74	Syracuse (Int.)	74-70	Second (N)
75	Syracuse (Int.)	72-64	Third
76	Syracuse (Int.)**	82-57	Second
78	ATLANTA (NL)	69-93	Sixth (W)
79	ATLANTA (NL)	66-94	Sixth (W)
80	ATLANTA (NL)	81-80	Fourth (W)
81	ATLANTA (NL)	50-56	Fifth (W)
82	TORONTO (AL)	78-84	Tied/Sixth (E)
83	TORONTO (AL)	89-73	Fourth (E)
84	TORONTO (AL)	89-73	Second (E)
85	TORONTO (AL)***	99-62	First (E)

*Defeated Three Rivers in playoff, three games to none.

**Won playoffs by defeating Memphis, three games to none, and Richmond (finals), three games to one.

***Lost ALCS playoffs, four games to three, to the Kansas City Royals.
Coach, New York Yankees, 1977.

BRAVES BITS

DID YOU KNOW ... Dale Murphy ranks 12th on the all-time consecutive games played list with a streak of 740 from Sept. 27, 1981, through July 8, 1986.

John Mullen

Assistant General Manager



The 1990 season will mark John Mullen's 31st year of service in the Braves' franchise. He originally began working for the Braves in 1947 in Boston, remaining with the team until 1966. Then after a 13-year absence when he worked for the Houston Astros, Mullen returned to the franchise in 1979. In this, his 12th consecutive season with the club, he serves as the team's Assistant General Manager. In that role he aids General Manager Bobby Cox in contract negotiations and helps him through the complicated set of rules and paperwork requirements developed in baseball's collective bargaining processes through the years.

Mullen's career in baseball began with the Braves' organization some 43 years ago when it was based in Boston. In fact, Mullen is the only current member of the organization who has served the Braves when the club was based in Boston, Milwaukee and Atlanta. Mullen's original tenure with the Braves began in January 1947 after having taken a part-time position the previous month. He was Assistant Farm Director until May, 1953, when he became Farm Director for the franchise, which had vacated Boston for Milwaukee. During his years as Farm Director until 1966, Mullen is credited with having signed many Braves players who developed into World Champions in 1957, National League pennant winners in 1958, and division winners in 1969. Some of the players signed under his direction include Hank Aaron, Eddie Mathews (both Hall of Famers), Phil Niekro, Johnny Logan, Del Crandall, Lee Maye and Mike Lum.

Mullen left the Braves in September of 1966, when he went to work for the Houston Astros as Assistant to Director of Player Personnel and Manager Grady Hatton. At mid-season, he became the Assistant to the General Manager, the position he held until returning to the Braves in 1979. He returned as the club's General Manager, a post vacant because of the death of Bill Lucas, and a title he held through the 1985 season.

Since 1979, Mullen has helped maintain the Braves' philosophy of emphasizing a strong minor league organization. This is a philosophy that has been adhered to since his primary years with the Braves. "Baseball has changed greatly because of escalating salaries and long term no-trade contracts," Mullen says. "But signing and developing your own players is still the best avenue for success. Trading should be an adjunct to that." Nevertheless, Mullen orchestrated player movements which helped to make the Braves the N.L. West division winners in 1982 and has been involved in the decision-making in other Braves' trades throughout the years.

Mullen's baseball background gives him years of experience in analyzing talent. In previous years with the Braves he oversaw the signing and development of players who worked their way up to the major leagues. While with Houston, Mullen spent most of his time scouting players in the American and National Leagues with the purpose of judging major league talent to assist in trading.

Mullen served four years in the U.S. Coast Guard during World War II. He and his wife Clair have a daughter, Kathleen, and two sons, Christopher and Richard. In his leisure time, John is a noted tenor.

Bobby Dews

Director of Player Development



Bobby Dews, who for the previous two seasons had been the Braves' assistant director of player development, was named the team's Director of Player Development in December of 1989.

Dews, 51, succeeded Hank Aaron, who was promoted to a Braves senior vice president and assistant to the president.

Dews has been with the Braves as a manager, coach, instructor or administrator since 1975, when he was named manager of Class A Greenwood of the Western Carolinas League. He spent eight of the next 11 years managing in Atlanta's farm system and guided four of his teams to their

respective playoffs. The AA Savannah Braves, who won the Southern League Eastern Division championship in 1978, earned Dews manager-of-the-year honors.

Dews was a coach with the major league Braves from 1979 through 1981 and again in 1985. He served as a roving minor league instructor in 1986 and 1987 and at the end of that year was named assistant director of player development.

A shortstop in the St. Louis Cardinals' organization from 1960 through part of 1970, Dews advanced as high as AAA. His best year was 1964, when he hit .277 with 40 RBI for Tulsa of the AA Texas League. He started his managerial career with the Cardinals' Lewiston club of the Northwest League in 1969.

A native of Clinton, Iowa, Dews graduated from Edison (Ga.) High School an attended Georgia Tech. He was an outstanding baseball and basketball player there, being selected the Southeastern Conference's basketball defensive player-of-the-year in 1960.

Dews and his wife, the former Glenda Bolin, live in Albany, Ga. They have one daughter, Dana.

DEWS' CAREER RECORD

YR	CLUB	AVG	G	AB	R	H	2B	3B	HR	RBI
60	Daytona Beach	.272	82	342	51	93	7	2	1	29
61	Billings	.280	47	211	33	59	10	3	1	19
	Tulsa	.333	7	27	1	9	1	0	0	3
	Lancaster	.227	6	22	0	5	0	0	0	0
62	Portsmouth	.247	117	417	48	103	12	0	1	24
63	Winnipeg	.258	98	399	61	103	11	5	1	31
64	Tulsa	.277	134	499	67	138	10	5	0	40
65	Jacksonville	.206	89	281	26	58	3	5	2	17
66	Tulsa	.212	43	113	8	24	2	1	0	8
	Little Rock	.291	64	206	24	60	5	1	1	20
67	Tulsa	.375	10	16	1	6	0	0	0	2
	Little Rock	.248	95	347	43	86	11	3	0	18
68	Little Rock	.233	65	146	16	34	1	0	0	8
70	St. Petersburg	.323	15	31	5	10	1	0	0	3

DEWS' MANAGERIAL RECORD

YR	CLUB	LEAGUE	W	L	POS.
69	Lewiston	Northwest	30	49	(4th)
71	Cedar Rapids	Midwest	67	53	(2nd in Div, 2nd in Div)
72	Sara Cards	Gulf	27	32	(5th)
73	Modesto	California	60	80	(6th, 8th)
74	Sara cards	Gulf	27	21	(5th)
75	Greenwood	WCL	62	79	(4th, 2nd)
76	Kingsport	Appy	25	42	(4th in Div)
77	Greenwood	WCL	75	64	(1st, 3rd, in playoffs)
78	Savannah	Southern	72	72	(4th in Div, 1st in Div, in playoffs)
82	Durham	Carolina	80	56	(1st in Div, 3rd in Div, in playoffs)
83	Savannah	Southern	81	64	(1st in Div, 2nd in Div, in playoffs)
84	Greenville	Southern	57	44	(1st in Div)
	Richmond	International	19	24	(6th)

**THE
MANAGER
AND
COACHES**



Russ Nixon #2

MANAGER



HT: 6'1" **WT:** 185
OPENING DAY AGE: 55
BORN: February 19, 1935, at Cleves, OH
RESIDES: Covington, GA

Russ Nixon, entering his second full season as the Atlanta Braves' manager, has spent two-thirds of his life in professional baseball. Thirty-seven years as a player, coach and manager have prepared him for virtually every conceivable situation.

Nixon, who turned 55 Feb. 19, coaxed nine more wins out of the Braves last season than in 1988 (63-97 compared to 54-106). This year he hopes better talent will lead to an even greater improvement.

Nixon began 1988 managing the Braves' farm club at Greenville (SC) in the AA Southern League and had that team tied for first place in the East Division when he moved up to Atlanta on May 22. In 1986 and 1987 he had served as Atlanta's third base coach.

Nixon managed in the Cincinnati Reds' farm system from 1970 through 1975, compiling a winning record in the last five of those years with Tampa of the Florida State League. The Tarpons won a divisional title in 1974 and finished second on three other occasions. Overall, his six-year record was 382-365 (.511).

Nixon joined Cincinnati's Major League club as a coach in 1976, the year the Reds repeated as World Champions by sweeping the New York Yankees in the World Series. The following years, the Reds finished first, second twice and third in the National League West.

After Nixon replaced John McNamara as Cincinnati's manager in July of 1982, the team went 91-131 (27-43 the rest of '82) in the next one and one-half seasons. The 1983 Reds wound up 74-88, a 13-game improvement over 1982, which tied them for the best upgrade in the majors. He helped develop such young players as Ted Power, John Franco and current Brave Nick Esasky.

Let go by Cincinnati after the 1983 season, Nixon coached at Montreal in 1984 and 1985.

Selected the national player-of-the-year in American Legion baseball in 1951, Nixon was signed as a free agent by the Cleveland Indians in 1953. He began his professional career with Green Bay that year. A catcher, he led the Florida State League with a .387 batting average for Jacksonville Beach in 1954, still the league's best mark for a rookie. He topped the Three I League with a .385 batting average for Keokuk in 1955. Nixon made it to the majors with the Indians in 1957, recording a .268 batting average in 906 games over a 12-year career with Cleveland, Boston and Minnesota. His best season was with Cleveland in 1958, when he hit .301 with 9 home runs and 46 RBI in 376 at-bats.

Nixon, a graduate of Cincinnati's Western Hills High School (the same school which produced Pete Rose, Jim Frey and Don Zimmer), attended the University of Cincinnati. Nixon's twin brother, Roy, was a first baseman in the Indians' organization from 1953 through 1957.

Nixon, and his wife, the former Glenda Carder, moved into a new home in Covington in February of 1989. They have four children: Rebel, Christopher, Misty and Samantha.

NIXON (continued)

RUSS NIXON'S CAREER RECORD

YR	CLUB	AVG	G	AB	R	H	2B	3B	HR	RBI	BB	SO	SB
53	Green Bay	.336	43	137	17	46	6	5	0	30	12	25	1
54	Jax Beach	.387	125	465	114	180	36	12	6	96	67	27	8
55	Keokuk	.385	94	358	66	138	29	2	5	77	53	44	2
56	Indianapolis	.319	105	320	18	102	18	5	4	44	23	25	3
57	Cleveland	.281	62	185	15	52	7	1	2	18	12	12	0
58	Cleveland	.301	113	376	42	113	17	4	9	46	13	38	0
59	Cleveland	.240	82	258	23	62	10	3	1	29	15	28	0
60	Cleve/Bost	.285	105	354	30	101	22	3	6	39	19	29	0
61	Boston	.289	87	242	24	70	12	2	1	19	13	19	0
62	Boston	.278	65	151	11	42	7	2	1	19	8	14	0
63	Boston	.268	98	287	27	77	18	1	5	30	22	32	0
64	Boston	.233	81	163	10	38	7	0	1	20	14	29	0
56	Toronto	.323	31	93	10	30	3	2	0	14	12	12	2
	Boston	.270	59	137	11	37	5	1	0	11	6	23	0
66	Minnesota	.260	51	96	5	25	2	1	0	7	7	13	0
67	Minnesota	.235	74	170	16	40	6	1	1	22	18	29	0
68	Pittsfield	.212	41	137	15	29	3	2	0	13	13	15	0
	Boston	.153	29	85	1	13	2	0	0	6	7	13	0
A.L. Totals		.268	906	2504	215	670	115	19	27	266	154	279	0
N.L. Totals		—	—	—	—	—	—	—	—	—	—	—	—
M.L. Totals		.268	906	2504	215	670	115	19	27	266	154	279	0

NIXON'S RECORD AS MANAGER

YR	CLUB	LEAGUE	W	L	PCT	FINISH
70	Sioux Falls	Northwest	26	46	.343	(6th)
71	Tampa	Florida State	79	61	.564	(2nd in Div.)
72	Tampa	Florida State	66	64	.508	(2nd in Div.)
73	Tampa	Florida State	73	71	.507	(4th in Div.)
74	Tampa (1)	Florida State	68	64	.515	(1st in Div.)
75	Tampa	Florida State	72	59	.550	(2nd in Div.)
82	Cincinnati (2)	National	27	43	.386	(6th in div.)
83	Cincinnati	National	74	88	.457	(6th in Div.)
88	Greenville	Southern	22	21	.512	(T 1st in Div.)
88	Atlanta (3)	National	42	79	.347	(6th in Div.)
89	Atlanta	National	63	97	.394	(6th in Div.)
A.L. Totals			—	—	—	
N.L. Totals			206	307	.402	
M.L. Totals			206	307	.402	

(1) Lost to West Palm Beach in League Semifinals, two games to zero.

(2) Replaced John McNamara, July 21, 1983.

(3) Replaced Chuck Tanner, May 22, 1988.

NIXON'S COACHING CAREER

1976-82	Coach, Cincinnati, National League
1984-85	Coach, Montreal, National League
1986-87	Coach, Atlanta, National League

Bruce Dal Canton #39



POSITION: Coach
HT: 6'2" **WT:** 208
OPENING DAY AGE: 47
BORN: June 15, 1942, at California, PA
RESIDES: Carnegie, PA

Charged with overseeing the development of the young arms on the Braves' staff is pitching coach Bruce Dal Canton. Now in his fourth season as Atlanta's pitching coach, Dal Canton has been a fixture in the organization since 1982, when he joined the Braves as a minor league pitching instructor. He then served as pitching coach at Savannah in 1983, Greenville in 1984, and Richmond in 1985 and 1986.

Over an 11-year major league career beginning in 1967, Dal Canton compiled a 51-49 log as a spot starter with the Pirates, Royals, Braves and White Sox. Primarily a reliever with Pittsburgh, Dal Canton went 20-8 for the Bucs between 1967 and 1970. He pitched over a year without a loss, recording a 7-0 mark from June 29, 1969 to July 20, 1970. With Kansas City, Dal Canton set a Royals' club record (later broken by Steve Busby in 1974) when he retired 23 consecutive batters against the Yankees on August 14, 1972.

Signed by the Braves after his release by Kansas City in 1975, Dal Canton pitched in Atlanta through 1976. The White Sox signed him as a free agent in April of 1977, and after his release in June of 1978, he served as the White Sox pitching coach the remainder of the season.

Dal Canton attended California State College (Pa.) and the University of West Virginia, earning a B.S. Degree in Education and a Master's Degree in Biology. Bruce and his wife, Helene, reside in Carnegie, Pa., in the off-season. His hobbies include golfing and reading sports books.

DAL CANTON'S PLAYING CAREER

YR	CLUB	W-L	ERA	G	GS	CG	SHO	SV	IP	H	R	ER	BB	SO
66	Columbus	1-1	3.82	14	4	0	0	-	33	46	15	14	16	17
	Asheville	2-1	3.44	5	5	2	0	0	34	31	16	13	10	21
67	Macon	5-5	3.10	14	13	5	2	-	93	73	37	32	23	68
	Pittsburgh	2-1	1.88	8	2	1	0	0	24	19	5	5	10	13
68	Columbus	0-4	8.25	11	4	0	0	-	24	33	25	22	12	15
	York	5-2	2.28	11	11	4	1	0	71	59	21	18	23	52
	Pittsburgh	1-1	2.12	7	0	0	0	2	17	7	4	4	6	8
69	Pittsburgh	8-2	3.35	57	0	0	0	5	86	79	34	32	49	56
70	Pittsburgh	9-4	4.55	41	6	1	0	1	85	94	48	43	39	53
71	Kansas City	8-6	3.45	25	22	2	0	0	141	144	63	54	44	58
72	Kansas City	6-6	3.41	35	16	1	0	2	132	135	54	50	29	5
73	Kansas City	4-3	4.82	32	3	1	0	3	97	108	60	52	46	39
74	Kansas City	8-10	3.14	31	22	9	2	0	175	135	71	61	82	96
75	Kansas City	0-2	15.00	4	2	0	0	0	9	23	18	15	7	5
	Atlanta	2-7	3.36	26	9	0	0	3	67	63	33	25	24	38
76	Atlanta	3-5	3.58	42	1	0	0	1	73	67	41	29	42	36
77	Chicago	0-2	3.75	8	0	0	0	2	24	20	11	10	13	9
78	Iowa	0-0	8.10	6	0	0	0	0	10	9	11	9	11	11
A.L. Totals		26-29	3.77	135	65	13	2	7	578	565	277	242	221	282
N.L. Totals		25-20	3.53	181	18	2	0	12	352	329	165	138	170	204
M.L. Totals		51-49	3.68	316	83	15	2	19	930	894	442	380	391	486

DAL CANTON (continued)

DAL CANTON'S COACHING CAREER

1978	Pitching coach, Chicago White Sox (July through end of season)
1979	Pitching coach, Knoxville, Southern League (White Sox)
1980-81	Scout, White Sox
1982	Minor league pitching instructor, Braves farm system
1983	Pitching coach, Savannah, Southern League
1984	Pitching coach, Greenville, Southern League
1985-86	Pitching coach, Richmond, International League
1987-	Pitching coach, Atlanta Braves

Clarence Jones #28



POSITION: Coach
HT: 6'3" **WT:** 220
OPENING DAY AGE: 48
BORN: November 7, 1941, at Zanesville, OH
RESIDES: Stone Mountain, GA

Having spent his entire coaching career in the Braves' organization, Clarence Jones joined the parent club as batting instructor in May of 1988 and became the team's first base coach last season. Jones first worked with the Braves in 1984 as a minor-league instructor before moving on to the staff at Sumter for the 1987 season. He then returned to his original role as instructor in April of 1988 before joining Nixon's staff in Atlanta.

Originally signed by the Philadelphia Phillies in 1959, Jones earned minor-league honors as the Northwest League's Player of the Year in 1964, posting a .344 batting average with 33 home runs and a league-leading 120 RBI while playing for Salem. After spending parts of two seasons with the Chicago Cubs, he went on to play in Japan from 1970-1977, becoming the first American player to capture the Japanese home run title in 1974. Jones wound up his playing career in 1978 with a fine season in the Mexican League, batting .311 with 23 home runs.

Clarence and his wife, the former Daphne Brown, reside in Stone Mountain. His favorite hobby is golf.

JONES' CAREER RECORD

YR	CLUB	AVG	G	AB	R	H	2B	3B	HR	RBI	BB	SO	SB
59	Johnson City	.000	3	7	2	0	0	0	0	0	—	—	—
60	(Not in Organized Baseball)												
61	Kokomo	.213	51	160	28	34	6	0	8	27	37	45	2
	Artesia	.364	36	118	37	43	10	0	9	32	41	31	2
62	Great Falls	.280	114	347	77	97	16	0	25	89	91	121	3
63	Santa Barbara	.270	98	319	56	86	13	2	20	66	41	86	5
	Albuquerque	.100	12	30	5	3	0	0	2	6	4	10	1
64	Salem	.344	139	489	114	168	30	5	33	120	69	94	13
65	Albuquerque	.281	121	416	76	117	24	2	18	79	68	101	4
66	Tacoma	.174	26	69	11	12	1	0	1	7	10	17	0
	Dallas-FtW	.244	82	270	39	66	17	0	13	43	50	66	1
67	Chicago (NL)	.252	53	135	13	34	7	0	2	16	14	33	0
	Tacoma	.284	61	211	34	60	11	2	14	52	39	37	1
68	Tacoma	.268	146	523	79	140	21	5	24	76	84	102	5
	Chicago (NL)	.000	5	2	0	0	0	0	0	0	2	1	0
69	Indianapolis	.246	129	447	68	110	20	4	21	82	66	91	3
70-77	(Played Professional Baseball in Japan)												
78	Aguascalient	.311	134	424	78	132	27	1	23	88	112	73	3
A.L. Totals		—	—	—	—	—	—	—	—	—	—	—	—
N.L. Totals		.248	58	137	13	34	7	0	2	16	16	34	0
M.L. Totals		.248	58	137	13	34	7	0	2	16	16	34	0

JONES (continued)

JONES' COACHING CAREER

1984-86	Minor League Instructor, Atlanta, National League
1987	Coach, Sumter, South Atlantic League
1988	Minor League Instructor, Atlanta, National League
1988 (May 23)-	Coach, Atlanta, National League

Roy Majtyka #26



POSITION: Coach
HT: 5'11" **WT:** 170
OPENING DAY AGE: 50
BORN: June 1, 1939 at Buffalo, NY
RESIDES: Wagoner, OK

After spending 20 years as a minor-league manager, Roy Majtyka begins his third season in Atlanta as a member of Russ Nixon's staff. A first base coach in 1988, Roy moved over to handle the coaching duties at third for 1989 and is scheduled to remain there this season.

Joining the Braves' organization in 1985, Roy managed the AAA Richmond club to the Governor's Cup Championship in 1986. Prior to that, he had guided his respective teams to division titles in 1973, 1976, 1978, and 1983, earning Manager of the Year honors in both 1976 and 1983. All together, his minor league teams won an impressive total of 1372 games.

A former minor-league infielder, Majtyka led his league on three separate occasions in fielding, and received the Rawlings Silver Glove Award as the minor-league second baseman with the highest fielding percentage in 1966.

Roy and his wife, Gloria, reside in Wagoner, Oklahoma, in the off-season. They have two sons: Dean and Kenny. Roy's hobbies include gardening and fishing.

MAJTYKA'S CAREER RECORD

YR	CLUB	AVG	G	AB	R	H	2B	3B	HR	RBI	BB	SO	SB
59	Keokuk	.248	123	459	79	114	17	3	1	61	66	69	6
60	Winnipeg	.233	81	266	36	62	6	3	5	35	37	37	0
61	Winnipeg	.262	70	275	46	72	22	4	0	34	31	31	6
62	Tulsa	.000	4	6	1	0	0	0	0	0	1	1	0
	Billings	.254	36	134	22	34	13	2	5	30	9	20	1
63	Tulsa	.281	124	445	64	125	24	1	7	57	25	53	10
64	Jacksonville	.150	7	20	0	3	0	0	0	2	1	6	0
	Tulsa	.296	107	375	50	111	21	0	5	54	23	45	7
65	Jacks/Toledo	.195	88	282	22	55	5	0	3	19	12	32	2
66	Little Rock	.260	120	442	44	115	22	1	2	36	28	42	10
67	Little Rock	.233	123	382	30	89	16	1	2	25	33	44	6
68	Lewiston	.000	1	1	0	0	0	0	0	0	0	1	0
	Minor Totals	.253	884	3087	394	780	146	15	30	353	266	381	48

MAJTYKA (continued)

MAJTYKA'S RECORD AS MANAGER

YR	CLUB	LEAGUE	W	L	PCT	FINISH
68	Lewiston	Northwest	30	45	.400	(4th)
69	Cedar Rapids	Midwest	55	68	.447	(5th in division 1st half, 9th 2nd half)
70	Cedar Rapids	Midwest	57	64	.471	(9th in division 1st half, 6th-T 2nd half)
71	Modesto	California	83	56	.597	(2nd both halves)
72	St. Petersburg	Florida State	66	66	.500	(3rd in Div.)
73	St. Petersburg (1)	Florida State	84	62	.575	(1st in Div.)
74	St. Petersburg	Florida State	59	71	.454	(4th in Div.)
75	Little Rock	Texas	63	72	.467	(3rd in Div.)
76	Three Rivers (2)	Eastern	83	55	.601	1st in Div.)
77	Indianapolis	American Association	72	64	.529	(2nd in Div.)
78	Indianapolis (3)	American Association	78	57	.578	(1st in Div.)
79	Indianapolis	American Association	67	69	.493	(4th in Div.)
80	Montgomery	Southern	68	76	.472	(3rd in Div.)
81	Birmingham	Southern	71	70	.504	(5th)
82	Evansville	American Association	68	65	.511	(4th in Div.)
83	Birmingham (4)	Southern	91	54	.628	(1st in Div., 2nd in Div.)
84	Birmingham	Southern	66	81	.449	(5th in Div., 2nd in Div.)
85	Richmond	International	75	65	.536	(5th)
86	Richmond (5)	International	80	60	.571	(1st)
87	Richmond	International	56	83	.403	(8th)

- (1) Defeated Miami two games to zero and West Palm Beach 2 games to zero to win league championship.
- (2) Lost to West Haven three games to zero in championship series.
- (3) Lost to Omaha four games to one in championship series.
- (4) Defeated Nashville three games to two and Jacksonville three games to one to win league championship.
- (5) Defeated Tidewater three games to zero and Rochester three games to two to win Governors Cup.

MAJTYKA'S COACHING CAREER

- 1988 (through May 22) Minor League Instructor, Braves farm system.
 1988 (May 23)- Coach, Atlanta, National League

Brian Snitker #55



POSITION: Coach
HT: 6'1" **WT:** 192
OPENING DAY AGE: 34
BORN: October 17, 1955, at Decatur, IL
RESIDES: Stone Mountain, GA

Brian Snitker is in his fourth season as the Braves' bullpen coach, having served in the same capacity in 1985, as well as the past two seasons.

Signed by the Braves as a free agent in 1977, Snitker was a catcher for four years in the team's minor league system. His best season was 1979, when he hit .255 with eight homers and 30 RBI in 75 games at Savannah. He is credited with hitting one of the longest homers ever seen at Orlando's Tinker Field, belting a ball over 500 feet on May 6, 1979.

Snitker worked as a minor league instructor in 1981, and first managed at Anderson in the South Atlantic League in 1982. He piloted Durham the next two seasons and Sumter in 1986 before returning to Durham in 1987. In 1984, Snitker's Durham team won the first-half title in the Carolina League.

Snitker, a 1973 graduate of Macon (IL) High School, attended the University of New Orleans. He and his wife, Veronica, live in Stone Mountain, Georgia. They have one daughter, Erin Marie, and one son, Troy Michael. Brian's hobbies include hunting and fishing.

SNITKER (continued)

SNITKER'S CAREER RECORD

YR	CLUB	AVG	G	AB	R	H	2B	3B	HR	RBI	BB	SO	SB
77	Kingsport	.270	55	163	28	44	7	1	8	33	19	33	8
78	Richmond	.333	6	12	1	4	0	0	0	3	1	4	0
	Kinston	.222	14	45	1	10	2	0	0	2	3	14	0
78	Savannah	.236	15	55	3	13	1	0	1	3	6	9	0
79	Savannah	.255	75	259	26	66	10	1	8	30	12	50	1
80	Savannah	.162	18	68	5	11	2	0	1	6	4	11	0
	Durham	.200	3	10	0	2	0	1	0	3	0	0	0
Minor Totals		.245	186	612	64	150	22	3	18	80	45	121	9

SNITKER'S MANAGERIAL RECORD

YR	CLUB	LEAGUE	W	L	PCT	FINISH
82	Anderson	SAL	72	70	.507	(2nd in Div, 3rd in Div)
83	Durham	Caro	59	78	.431	(2nd in Div, 4 in Div)
84	Durham (1)	Caro	68	72	.486	(1st in Div, 3rd in Div)
86	Sumter	SAL	77	60	.562	(3rd in Div, 2nd in Div)
87	Durham	Caro	65	75	.464	(4th in Div, 3rd in Div)

(1) Defeated Peninsula, 2 games to 0 in semi-finals, lost to Lynchburg, 3 games to 1 in finals

SNITKER'S COACHING CAREER

1980	Player-coach, Savannah, Southern League
1981	Minor League Instructor, Atlanta, National League
1985	Coach, Atlanta, National League
1988—	Coach, Atlanta, National League

Bobby Wine #9



POSITION: Coach
HT: 6'1" **WT:** 190
OPENING DAY AGE: 51
BORN: September 17, 1938, at New York, N.Y.
RESIDES: Norristown, PA

Bobby Wine, who served as the Braves' third-base coach in 1985 and 1988, begins his second season as a dugout coach for manager Russ Nixon in 1990. Wine serves as Nixon's chief assistant and infield instructor. After managing the Braves for the final 41 games of the 1985 season, Wine spent the next two years as an advance scout for the Braves, before returning to Atlanta as a coach under Nixon in May of 1988.

Wine coached first and third base for the Phillies from July of 1972 through the 1983 season, a span in which the Phils won five division titles, two National League pennants, and one World Championship. He was first hired by the Braves as an advance scout in 1984.

All 12 seasons that Wine played in the majors were under the guidance of veteran manager Gene Mauch. Wine was recognized as one of the best defensive shortstops in baseball during his career; he won a Gold Glove in 1963, and established a major league record for most double plays for a shortstop in a season (137) in 1970.

Wine managed in winter ball in the mid-seventies, and led the Caguas Criollos to the World Series title in the 1973-74 Puerto Rican winter league season.

Bobby and his wife, Fran, reside in Norristown, Pennsylvania, in the off-season. They have two sons, Robbie and Kenny, and one daughter, Beth Lyn. Bobby's hobbies include racquetball and snowmobiling.

WINE (continued)

WINE'S CAREER RECORD

YR	CLUB	AVG	G	AB	R	H	2B	3B	HR	RBI	BB	SO	SB
57	Johnson City	.337	54	202	53	68	11	6	6	42	29	37	10
58	Bakersfield	.311	112	440	78	137	13	11	11	75	50	68	4
59	Williamsport	.209	120	426	40	89	12	3	5	33	39	81	0
60	Buffalo	.269	154	569	61	153	28	5	8	53	40	90	2
	Philadelphia	.143	4	14	1	2	0	0	0	0	0	2	0
61	Buffalo	.243	152	534	46	130	18	6	6	48	29	67	7
62	Buffalo	.242	24	95	12	23	4	0	3	12	4	19	0
	Philadelphia	.244	112	311	30	76	15	0	4	25	11	49	2
63	Philadelphia	.215	142	418	29	90	14	3	6	44	14	83	1
64	Philadelphia	.212	126	283	28	60	8	3	4	34	25	37	1
65	Philadelphia	.228	139	394	31	90	8	1	5	33	31	69	0
66	Philadelphia	.236	40	89	8	21	5	0	0	5	6	13	0
67	Philadelphia	.190	135	363	27	69	12	5	2	28	29	77	3
68	Philadelphia	.169	27	71	5	12	3	0	2	7	6	17	0
69	Montreal	.200	121	370	23	74	8	1	3	25	28	49	0
70	Montreal	.232	159	501	40	116	21	3	3	51	39	94	0
71	Montreal	.200	119	340	25	68	9	0	1	16	25	46	0
72	Montreal	.222	34	18	2	4	1	0	0	0	0	2	0
A.L. Totals		—	—	—	—	—	—	—	—	—	—	—	—
N.L. Totals		.215	1164	3172	249	682	104	16	30	268	214	538	7
M.L. Totals		.215	1164	3172	249	682	104	16	30	268	214	538	7

WINE'S RECORD AS MANAGER

YR	CLUB	LEAGUE	W	L	PCT	FINISH
85	Atlanta (1)	National	16	25	.390	(5th in Div.)

(1) Replaced Eddie Haas, 8/26/85.

WINE'S COACHING CAREER

1972-83	Coch, Philadelphia Phillies, National League
1984-	Scout, Atlanta Braves, National League
1985 (through August 25)	Coch, Atlanta, National League
1986-88 (through May 22)	Major League Advance Scout, Atlanta, National League
1988 (May 23)-	Coch, Atlanta, National League

BRAVES BITS

DID YOU KNOW ... In Billy Hitchcock's first game as the Braves' manager, on Aug. 9, 1966, the second largest crowd in Atlanta history, 52,270, saw the Braves beat the Los Angeles Dodgers, 2-1. Eddie Mathews broke up a classic pitchers' duel between Denny Lemaster and Sandy Koufax with a home run on an 0-2 count in the bottom of the ninth. Felipe Alou homered off Koufax in the first inning. Nearly all the fans waited out a two-hour rain delay in the fourth.

THE LAST TIME IT HAPPENED

Braves' Inside-the-Park Home Run— Jeff Treadway, Aug. 6, 1989, at Cincinnati.

Opponents' Inside-the-Park Home Run— Dodgers' Kirk Gibson, June 5, 1989 (2ndG), at Atlanta.

No-Hitter by the Braves— Phil Niekro, August 5, 1973 vs. San Diego, 9-0

No-Hitter vs. the Braves— Ken Forsch, April 7, 1979 at Houston, 6-0

Triple Play by the Braves— June 5, 1986 at San Diego. Kevin McReynolds batting off of Zane Smith, Bip Roberts at third, Tony Gwynn at first. McReynolds grounds to Smith, to Hubbard (2b), to Horner (1b) to Virgil (c).

Triple Play vs. the Braves— June 28, 1989, at Cincinnati. Bruce Benedict batting, Jeff Treadway at second, Jeff Blauser at first. Benedict lines to Larkin (SS), to Harris (2B), to Benzinger (1B).

Brave Hit for the Cycle— September 23, 1987. Albert Hall vs. Houston at Atlanta.

Braves' Grand Slam— July 9, 1987. Dale Murphy off Philadelphia's Doug Bair at Atlanta.

Opponents' Grand Slam— Five times in 1989; last Astros' Kevin Bass, Sept. 20, off Mark Eichhorn at Atlanta.

Pinch-Hit Grand Slam by Braves— May 2, 1987. Graig Nettles off Houston's Aurelio Lopez, 6th inning at Atlanta.

Opponents' Pinch-Hit Grand Slam— September 27, 1987. Candy Maldonado off Chuck Cary, 4th inning at Atlanta.

Braves' Pinch-Hit Home Run— Five times in 1989; last Oddibe McDowell, Sept. 27, off Jim Clancy at Houston.

Opponents' Pinch-Hit Home Run— Four times in 1989; last Mark Parent, Sept. 14, off Sergio Valdez at San Diego.

Back-to-Back Home Runs by Braves— July 18, 1988 (1stG). Ron Gant and Andres Thomas off Shane Rawley, 6th inning at Philadelphia.

Back-to-Back Home Runs by Opponents— August 27, 1987 (2nd game). Leon Durham and Andre Dawson off Rick Mahler, 5th inning at Chicago.

Home Run by Braves' Pitcher— May 3, 1989. John Smoltz off Phillies' Don Carman, 5th inning at Atlanta.

Home Run by Opponent's Pitcher— May 1, 1987. Nolan Ryan off Charlie Puleo, 7th inning at Atlanta.

Braves' Steal of Home— October 2, 1987. Jeff Blauser on double steal with Albert Hall stealing second, at San Francisco.

Opponents' Steal of Home— Twice in 1988; last Rex Hudler, July 3, at Montreal, (straight steal).

One-Hitter by Braves' Pitcher— October 2, 1976 by Phil Niekro vs. Cincinnati at Cincinnati.

Two-Hitter by Braves' Pitcher— May 4, 1989, by Tom Glavine vs. Philadelphia at Atlanta.

Back-to-Back CG Shutouts by Braves' Pitcher— Pete Smith, August 21 & 26, 1988 (both vs. Chicago).

THE PLAYERS



Mike Bell #60



POSITION: INF
BATS: L **THROWS:** L
HT: 6'1" **WT:** 175

OPENING DAY AGE: 21
BORN: April 22, 1968, at Lewiston, NJ
RESIDES: Newton, NJ
M.L. SERVICE: 0 + 000
CONTRACT STATUS: Signed thru '90

ACQUIRED: Signed by the Braves as a free agent Aug. 13, 1986.

1989 SEASON: Hit .244 in 1st full year at AA Greenville ... Ranked 3rd on the G-Braves with 57 RBI ... Had a 2-HR game at Charlotte June 17 (3 x 4, 2 HRs, 2 RBI) in a 6-0 win ... Collected 8 hits in 14 ABs (.571) April 26-29, with 2 2Bs, 1 HR and 6 RBI.

PRO CAREER: 1988—Hit 17 HRs for Durham (A), tied for 3rd-best in Carolina League ... Ranked 4th with 84 RBI ... Hit 2 grand slams, and hit for cycle July 1 vs. Hagerstown ... Led Carolina League first basemen in fielding percentage (.986), games (112), total chances (1014) and putouts (924) ... **1987**—Led Sumter (A) in games (133) and was 2nd on team in hits (108) and RBI (51).

PERSONAL/MISC: Full name MICHAEL ALLEN BELL ... Single ... Resides in Newton, NJ ... 1986 graduate of Newton (NJ) High School where he played baseball and football ... Was named to All-Area, All-West Jersey and All-State teams in baseball as a senior ... Also named to All-State, Group II, 3rd team in football.

BELL'S CAREER RECORD

YR	CLUB	AVG	G	AB	R	H	2B	3B	HR	RBI	BB	SO	SB
87	Sumter	.244	133	443	54	108	17	3	5	51	54	95	11
88	Durham	.257	126	440	72	113	18	3	17	84	58	91	11
	Greenville	.250	4	12	1	3	1	0	0	4	1	1	0
89	Greenville	.244	132	472	63	115	26	3	6	57	61	91	10
Minor Totals		.248	395	1367	190	339	62	9	28	196	174	278	32

BELL'S CAREER TRANSACTIONS

—Signed as free-agent by the Braves August 13, 1986.

Jeff Blauser #4



POSITION: IF
BATS: R **THROWS:** R
HT: 6'1" **WT:** 180

OPENING DAY AGE: 24
BORN: November 8, 1965, at Los Gatos, CA
RESIDES: Atlanta, GA
M.L. SERVICE: 1 + 100
CONTRACT STATUS: Signed thru '90

ACQUIRED: Was the Braves' No. 1 selection in the secondary phase of the 1984 June draft.

BLAUSER (continued)

1989 SEASON: Made solid contribution in first full season in Majors ... Hit 12 HRs (the most homers by a Brave 3B since Horner hit 20 in '83) ... Ranked 2nd on the Braves in the following categories: games played at 146, SLG% at .410, 2Bs with 24, and runs scored with 63 ... Ranked 3rd on the club with 187 TBs ... Also placed 2nd on the squad by hitting .329 with runners in scoring position (From July 22 through the rest of the season, Blauser went 12 x 26, .461, with RISP) ... Hit .290 (69 x 238) after July 15 ... Began the season with a 5-game hitting streak (7 x 19, .368, with 4 2Bs) ... Went 10 x 23 in 9 games April 22-May 6, raising his BA from .173 to .250 ... Hit at a .350 clip in 10 games Aug. 26-Sept. 5, with 3 HRs and 8 RBI ... From July 22-Sept. 5 (41 games), he went 47 x 151 (.311), with 4 HRs and 16 RBI ... Enjoyed the first 2-HR game of his career Aug. 26 at Chicago ... Had two 4 x 4 performances (July 4 vs. Mtl., Sept. 14 at SD) ... Hit .316 (30 x 95) during day games ... Hit .367 (11 x 30) vs. Chicago, with 2HRs and 7 RBI ... Played 78 games at 3B, 39 at 2B, 30 at SS, and 2 in CF.

PRO CAREER: 1988—Started 1988 at AAA Richmond, where he missed nearly half the season with a broken finger ... Hit .284 with 5 HRs and 23 RBI in 69 games before being recalled Aug. 29 ... Started 9 games at second base and 8 at shortstop for Atlanta ... Ended season with 7 hits in last 5 games (7 x 21, .333) ... Batted .308 (8 x 26) vs. left-handers ... **1987**—After a strong spring training showing, where he batted .358, Blauser made the jump from Class A Durham to AAA Richmond. ... After 33 games was sent to AA Greenville ... Injuries to the Atlanta middle infielders prompted a 10-day promotion to the Majors in early July ... Made his ML Debut on July 5 as a pinch-hitter vs. St. Louis (grounded out) ... Was returned to AA Greenville on July 11 ... Returned to the Majors on August 11 ... Started every game from August 11 through the end of the season ... Collected his 1st ML hit on August 12, a single off SD's Eric Nolte and first ML HR on August 16 off Houston's Jim Deshaies in the Astrodome ... Enjoyed a 7-G hitting streak, from August 18-27, hitting .407 (11-27) ... Batted .316 (12-38) w/11 RBI w/men in scoring position ... **1986**—Blauser's first season of AA ball saw him lead the Carolina League shortstops in fielding (.951), games (120), total chances (506) and assists (314) ... Had a career high 13 HRs and 52 RBIs for Durham ... **1985**—Led Sumter in games (125) and stolen bases (36) ... **1984**—Hit .249 w/24 RBIs in 62 games for Pulaski, his first taste of pro ball ... Was originally a No. 1 draft pick of St. Louis in the 1984 January Draft; did not sign.

PERSONAL/MISC.: Full name JEFFREY MICHAEL BLAUSER (pronounced BLAU-zer) ... Single ... Resides in Rocklin, CA ... Attended Sacramento City College, earning spot on All-League team ... Graduated from Placer HS (Sacramento, CA) in 1983 where he played baseball, football, soccer and other sports ... Farned All-League and All-Metro in baseball and football his senior year

BLAUSER'S CAREER RECORD

YR	CLUB	AVG.	G	AB	R	H	2B	3B	HR	RBI	BB	SO	SB
84	Pulaski	.249	62	217	41	54	6	1	3	24	38	47	14
85	Sumter	.235	125	422	74	99	19	0	5	49	82	94	36
86	Durham	.286	123	447	94	128	27	3	13	52	81	92	12
87	Richmond	.177	33	113	11	20	1	0	1	12	11	24	3
	Greenville	.249	72	265	35	66	13	3	4	32	34	49	5
	ATLANTA	.242	51	165	11	40	6	3	2	15	18	34	7
88	Richmond	.284	69	271	40	77	19	1	5	23	19	53	6
	ATLANTA	.239	18	67	7	16	3	1	2	7	2	11	0
89	ATLANTA	.270	142	456	63	123	24	2	12	46	38	101	5
Minor Totals		.256	484	1735	295	444	85	8	31	192	265	359	76
A.L. Totals		—	—	—	—	—	—	—	—	—	—	—	—
N.L. Totals		.260	211	688	81	179	33	6	16	68	58	146	12
Atlanta Totals		.260	211	688	81	179	33	6	16	68	58	146	12
M.L. Totals		.260	211	688	81	179	33	6	16	68	58	146	12

BLAUSER'S CAREER TRANSACTIONS

- Selected by St. Louis Cardinals in January, 1984 free agent draft, did not sign.
- Selected by Atlanta Braves in first round (first choice) in secondary phase of 1984 June free-agent draft.

BLAUSER'S N.L. HOME RUNS BY BALLPARK

at Atlanta	8	at Houston	2	at New York	0	at St. Louis	0
at Chicago	2	at Los Angeles	1	at Philadelphia	1	at San Diego	1
at Cincinnati	0	at Montreal	0	at Pittsburgh	1	at San Francisco	0

BLAUSER (continued)

BLAUSER—DETAILED HITTING STATISTICS

	1989						CAREER				
	AVG.	G	AB	H	HR	RBI	AVG.	AB	H	HR	RBI
Season	.270	142	456	123	12	46	.260	688	179	16	69
Home	.249	70	229	57	5	19	.290	335	97	8	32
Road	.291	72	227	66	7	27	.258	353	91	8	36
vs. Cin	.250	18	64	16	1	4	.267	90	24	1	7
Hou	.288	16	59	17	2	6	.294	102	30	4	13
LA	.283	15	46	13	1	4	.230	74	17	3	7
SD	.308	18	65	20	1	6	.267	101	27	1	7
SF	.194	15	36	7	0	0	.118	68	13	0	3
NL West	.270	82	270	73	5	20	.255	435	111	9	37
vs. Chi	.367	10	30	11	2	8	.333	48	16	2	11
Mtl	.348	10	23	8	0	5	.281	32	9	0	5
NY	.276	9	29	8	1	4	.276	29	8	1	4
Pha	.256	10	39	10	2	4	.256	39	10	2	4
Pit	.212	10	33	7	2	4	.262	61	16	2	6
StL	.188	11	32	6	0	1	.205	44	9	0	2
NL East	.269	60	186	50	7	26	.269	253	68	7	32
Pre-ASG	.252	73	206	52	4	19					
Post-ASG	.292	69	250	73	8	27					
In											
Apl	.227	22	66	15	0	5					
May	.275	18	40	11	2	6					
June	.258	24	66	17	1	5					
July	.267	25	86	23	2	8					
August	.301	28	103	31	4	11					
Sept/Oct	.274	25	95	26	3	11					
Day	.316	34	95	30	3	14					
Night	.258	108	361	93	9	32					
Grass	.260	105	327	85	9	31					
Turf	.295	37	129	38	3	15					
vs. RHP	.263	114	259	68	8	30					
LHP	.279	87	197	55	4	16					
Pinch Hitting	.444	—	9	4	0	1					

BLAUSER CAREER HIGHS

MOST HITS: 4, 2 Times,
Last-9/14/89 at SD; MOST RBI: 4,
9/22/87 vs. Hou.; MOST HR: 2,
8/26/89 at Chi.; MOST SB: 2,
10/2/87 vs. SF; LONGEST HITTING
STREAK: 7G, 2 Times, Last
6/27-7/2/89

BLAUSER/M.L. FIELDING

SS

Year	PCT	G	PO	A	E	TC	DP
1987	.962	50	65	166	9	240	28
1988	.247	8	15	21	2	38	4
1989	.958	30	37	55	4	96	5
Totals	.960	88	117	242	15	374	37

2B

Year	PCT	G	PO	A	E	TC	DP
1988	.967	9	20	38	2	60	4
1989	.970	39	58	71	4	133	14
Totals	.969	48	78	109	6	193	18

3B

Year	PCT	G	PO	A	E	TC	DP
1989	.929	78	42	128	13	183	9
Totals	.929	78	42	128	13	183	9

Joe Boever #37



POSITION: RHP
BATS: R **THROWS:** R
HT: 6'1" **WT:** 200

OPENING DAY AGE: 29
BORN: October 4, 1960, at St. Louis, MO
RESIDES: Largo, FL
M.L. SERVICE: 2 + 080
CONTRACT STATUS: Signed thru '90

ACQUIRED: Traded to the Atlanta Braves by the St. Louis Cardinals in exchange for Randy O'Neal July 24, 1987.

1989 SEASON: Rated as one of top NL relievers the first four months of '89 ... Saved 18 games in his first 21 opportunities through July 30, with a 2.62 ERA ... Did not surrender an earned run in his first 7 outings (11.0 IP), with 4 saves ... Did not surrender an earned run in his first 7 outings May 20-June 25 (6 H, 13 Ks, 6 saves) ... Went 13 x 13 in save opportunities May 27-July 30 (2-1, 2.23, 32.1 IP, 19 H, 8 ERs, 27 Ks) ... Was scored upon only once in 15 appearances June 28- July 30 ... Became the 5th Atlanta Braves pitcher to notch at least 20 saves in a season, on Aug. 19, vs. Pit (accomplished previously by Garber 4 times, Sutter, Camp and Upshaw once each) ... Finished season with 21 saves in 30 opportunities ... Lost last 8 decisions over final 2 months ... Through month of July, Boever retired 43 of 47 first batters faced, before ending the season at 16 x 62 ... Allowed only 4 of 23 inherited runners to score all season.

PRO CAREER: 1988—Started year at AAA Richmond ... Had outstanding season there, going 6-3 with a 2.14 ERA and an International League-leading 22 saves ... Made the IL All-Star team and was selected the Roloids Relief Man-of-the-Year, the fourth time he has earned that honor ... Recalled by Atlanta July 28, when Bruce Sutter contracted Bell's palsy ... Allowed 1 ER in 8 appearances (9.2 IP) before being outrighted back to Richmond Aug. 19 ... Rejoined Atlanta Sept. 2 and pitched in 8 more games ... First batters faced hit .063 (1 x 16) off him ... **1987**—Split the season with 3 teams, beginning with AAA Louisville where he led the American Association with 21 saves ... Boever allowed just 52 hits and 27 walks, while fanning 79 in his 57.2 innings of work for the AAA Redbirds ... Was assigned to Atlanta following the July 24 trade, but was optioned to AAA Richmond on August 19 ... Appeared in just 6 games for the AAA Richmond Braves, posting a 1-0 slate, 1 save and 1.00 ERA (9 IP, 8 H, 9 Ks) ... Was recalled to Atlanta on September 1 ... **1986**—Began season at St. Louis, but made just one appearance (one scoreless inning) before being optioned to Louisville on April 17 ... Was 4th in American Association w/51 appearances ... Had second lowest opponent's batting average allowed in A.A. (.227) ... Had 4th best strikeout ratio (75 in 88 IP; 7.67 per 9 IP) ... Allowed only 1 HR in 88 IP ... Was recalled to St. Louis on September 2, following AAA season ... Made 10 appearances in final month and was unscored on in 7 of 10 ... **1985**—Started season at Arkansas, but before it was over had ascended to Majors twice ... Made ML Debut at LA on July 19, fanning the first batter he faced and tossing one scoreless inning of relief ... Was optioned to AAA on August 31 to make room for Cesar Cedeno ... Recalled on September 9 ... **1984**—Collected 14 saves, tied for the top spot in the Florida State League ... Also led loop with 38 games finished ... **1983**—Led the Florida State League in saves with 26, games finished (46) and intentional walks (12) ... Was also 2nd in appearances w/53 ... Earned All-Star honors on that effort ... **1982**—Began pro career at Erie after signing as a free agent by the St. Louis Cardinals ... Was tied for 2nd in the NY-Penn League w/9.

PERSONAL/MISC.: Full name JOSEPH BOEVER (pronounced BAY-ver) ... Married the former Elizabeth Frizzell (11/26/83) ... One child: Alexandra Marie (born Feb. 15, 1989) ... Lettered in baseball at the University of Nevada at Las Vegas in 1982 ... Was an All-American at Meramec JC in 1981 and All-Region at Crowder JC in 1980 ... Was a 1979 graduate of Lindbergh High School in St. Louis County, where he lettered in baseball, football and wrestling ... Played amateur baseball in Little League, CYO and American Legion programs as a youngster.

BOEVER (continued)

BOEVER'S CAREER RECORD

YR	CLUB	W-L	ERA	G	GS	CG	SHO	SV	IP	H	R	ER	BB	SO
82	Erie	2-3	1.93	19	0	0	0	9	32.2	20	8	7	12	63
	Springfield	0-0	2.25	3	0	0	0	0	4	3	1	1	2	7
83	St. Petersburg	5-6	3.02	53	0	0	0	26	80.1	61	29	27	37	57
84	Arkansas	0-1	8.18	8	0	0	0	3	11	10	11	10	12	12
	St. Petersburg	6-4	3.01	48	0	0	0	14	77.2	52	31	26	45	81
85	Arkansas	3-1	1.19	27	0	0	0	9	37.2	21	5	5	23	45
	Louisville	3-2	2.04	21	0	0	0	1	35.1	28	11	8	22	37
	St. Louis	0-0	4.41	13	0	0	0	0	16.1	17	8	8	4	20
86	Louisville	4-5	2.25	51	0	0	0	5	88	71	25	22	48	76
	St. Louis	0-1	1.66	11	0	0	0	0	21.2	19	5	4	11	8
87	Louisville	3-2	3.43	43	0	0	0	21	57.2	52	22	22	27	79
	Richmond	1-0	1.00	6	0	0	0	1	9.0	8	1	1	4	8
	ATLANTA	1-0	7.36	14	0	0	0	0	18.1	29	15	15	12	18
88	Richmond	6-3	2.14	48	0	0	0	22	71.1	47	17	17	22	71
	ATLANTA	0-2	1.77	16	0	0	0	1	20.1	12	4	4	1	7
89	ATLANTA	4-11	3.94	66	0	0	0	21	82.1	78	37	36	34	68
Minor Totals		33-27	2.60	327	0	0	0	111	504.2	373	161	146	254	536
A.L. Totals		—	—	—	—	—	—	—	—	—	—	—	—	—
N.L. Totals		5-14	3.79	120	0	0	0	22	159.0	155	69	67	62	121
Atlanta Totals		5-13	4.09	96	0	0	0	22	121.0	119	56	55	47	93
M.L. Totals		5-14	3.79	120	0	0	0	22	159.0	155	69	67	62	121

BOEVER'S CAREER TRANSACTIONS

- Signed by St. Louis Cardinals organization as a free agent June 25, 1982.
- Traded to Atlanta Braves by Cardinals July 24, 1987 in exchange for Randy O'Neal.

BOEVER

—Pitching—

—Batting—

Year	Club	GF	HR	IBB	HB	WP	BK	AB	R	H	2B	3B	HR	RBI	AVG.
1985	StL	5	3	1	0	1	0	0	0	0	0	0	0	0	—
1986	StL	4	2	0	0	1	0	2	0	1	0	0	0	0	.500
1987	Atl	10	4	1	0	1	0	0	0	0	0	0	0	0	—
1988	Atl	1	1	0	1	0	0	0	0	0	0	0	0	0	—
1989	Atl	53	6	5	1	5	0	1	0	0	0	0	0	0	.000
Totals		73	16	7	2	5	0	3	0	1	0	0	0	0	.333

BOEVER (continued)

BOEVER—DETAILED PITCHING STATISTICS

	1989							CAREER						
	W-L-S	ERA	G	IP	H	ER	SO	W-L-S	ERA	G	IP	H	ER	SO
Season	4-11-21	3.94	66	82.1	78	36	68	5-14-22	3.79	120	159.0	155	67	121
Home	4-6-9	3.53	37	51.0	45	20	42	4-8-10	3.14	65	97.1	86	34	68
Road	0-5-12	4.60	29	31.1	33	16	26	1-6-12	4.82	55	61.2	69	33	53
vs. Atl														
Cin	0-2-3	8.59	7	7.1	10	7	5	0-3-3	8.43	11	10.2	17	10	9
Hou	1-1-3	5.59	7	9.2	9	6	7	1-2-3	6.56	16	23.1	27	17	16
LA	0-2-1	3.38	7	8.0	10	3	8	1-2-1	5.02	14	14.1	19	8	14
SD	0-3-2	8.71	7	10.1	20	10	10	0-3-2	6.91	10	14.1	26	11	13
SF	1-0-1	0.00	7	7.0	4	0	6	1-0-2	.053	15	17.0	5	1	9
NL West	2-8-10	5.53	35	42.1	53	26	36	3-10-11	5.31	66	79.2	94	47	61
vs. Chi	0-0-3	1.13	7	8.0	6	1	6	0-0-3	1.37	14	19.2	15	3	17
Mtl	0-0-2	4.26	5	6.1	4	3	7	0-1-2	3.77	9	14.1	14	6	15
NY	1-0-0	0.00	4	4.0	2	0	3	1-0-0	.096	6	9.1	6	1	3
Pha	0-1-3	1.13	5	8.0	1	1	7	0-1-3	2.25	11	16.0	9	4	15
Pit	0-1-2	3.00	5	6.0	4	2	3	0-1-2	2.19	9	12.1	9	3	4
StL	1-1-1	3.52	5	7.2	8	3	6	1-1-1	3.52	5	7.2	8	3	6
NL East	2-3-11	2.25	31	40.0	25	10	32	2-4-11	2.27	54	79.1	61	20	60
Pre-ASG	2-3-15	3.28	36	46.2	36	17	42							
Post-ASG	2-8-6	4.79	30	35.2	42	19	26							
In April	1-1-4	3.86	10	14.0	12	6	13							
May	1-1-4	1.72	11	15.2	12	3	11							
June	0-0-5	6.30	11	10.0	11	7	12							
July	2-1-5	.048	13	18.2	6	1	13							
August	0-3-3	6.91	12	14.1	21	11	11							
Sept/Oct	0-5-0	7.45	9	9.2	16	8	10							
Day	0-3-6	4.50	18	22.0	22	11	17							
Night	4-8-15	3.73	48	60.1	56	25	51							
Start														
Relief	4-11-21	3.94	66	82.1	78	36	68							

BOEVER CAREER HIGHS

MOST K'S: 4, 9/14/85 at Chicago;
 LONGEST WINNING STREAK: 2,
 7/14-16/89; LONGEST LOSING
 STREAK: 8, 8/4-9/20/89; LONGEST
 SCORELESS STREAK: 12.2 IP,
 5/24-6/21/89; FEWEST HITS CG:
 —; LONGEST RELIEF
 APPEARANCE: 3.1 IP, 9/16/86 vs.
 NY

BOEVER/M.L. FIELDING

Year	PCT	P					
		G	PO	A	E	TC	DP
1985	—	13	0	0	0	0	0
1986	1.000	11	1	2	0	3	0
1987	1.000	14	0	2	0	2	0
1988	1.000	16	2	3	0	5	1
1989	1.000	66	7	15	0	22	0
Totals	1.000	120	10	22	0	32	1

Tony Castillo #36



POSITION: LHP
BATS: L **THROWS:** L
HT: 5'10" **WT:** 188

OPENING DAY AGE: 27
BORN: March 1, 1963, at Lara, Venezuela
RESIDES: Barquisimeto, Venezuela
M.L. SERVICE: 0 + 155
CONTRACT STATUS: Signed thru '90

ACQUIRED: Obtained by the Braves from the Toronto Blue Jays, along with a player to be named later, in the Aug. 24, 1989, trade of Jim Acker to the Blue Jays ... (Braves obtained Francisco Cabrera as the PTBNL on Aug. 29, 1989).

1989 SEASON: Went 0-1 in 12 appearances (all relief) for Atlanta ... Started season with Blue Jays, going 1-1 in 13 games, with 1 save ... Optioned to AAA Syracuse on May 15, where he pitched 27 games and recorded a 1-3 log with 5 saves and a 2.81 ERA ... Recalled to Toronto on Aug. 1, and appeared in 4 games without a decision ... After being dealt to Atlanta, Castillo allowed none of his 5 inherited runners to score.

PRO CAREER: 1988—Went 4-3 with 12 saves and 1.48 ERA in 30 relief appearances at Dunedin (A) of the FSL ... Moved up to Knoxville (AA) of Southern League on July 30, where he hurled 8.0 scoreless innings in 5 games, allowing only 2 hits while striking out 11 ... Contract was purchased by Toronto on Aug. 13, and made Major League debut following day at KC (1.0 IP, 0 R) ... Recorded 1st ML win on Sept. 3 vs. Tex ... Limited LH hitters to a .077 BA (1 x 13) ... Allowed only 3 of 13 inherited runners to score, and retired 10 of 14 1st batters faced. ... **1987**—Became a full-time reliever for 1st time, and fanned 62 in 69.2 IP at Dunedin ... Took part in 4 combined SHO's ... **1986**—Missed entire season due to left shoulder surgery ... **1985**—Ranked 3rd in Carolina League with a 1.90 ERA ... Struck out 136 in 127.2 IP, 2nd-best K-ratio in league ... **1984**—Spent 1st full year of pro ball at Florence (SAL) ... Hurlled a combined no-hitter with Mike Yearout on June 7 vs. Charleston, pitching the 1st 7 hitless frames ... Went 5-1 with a 1.69 ERA in June, and was named Toronto's Minor League Pitcher of the Month ... **1983**—Began pro career at Bradenton (Gulf Coast League), appearing in 1 game.

PERSONAL/MISC.: Full name ANTONIO JOSE CASTILLO ... Married, wife's name Petra ... One son, Anthony Jose, Jr.

CASTILLO'S CAREER RECORD

YR	CLUB	W-L	ERA	G	GS	CG	SHO	SV	IP	H	R	ER	BB	SO
83	Bradenton	0-0	3.00	1	0	0	0	1	3.0	3	1	1	0	4
84	Florence	11-8	3.41	25	24	4	1	0	137.1	123	71	52	50	96
85	Kinston	11-7	1.90	36	12	0	0	3	127.2	111	44	27	48	136
86	Knoxville	(Did not play)												
87	Dunedin	6-2	3.36	39	0	0	0	6	69.2	62	30	26	19	62
88	Dunedin	4-3	1.48	30	0	0	0	12	42.2	31	9	7	10	46
	Knoxville	1-0	0.00	5	0	0	0	2	8.0	2	0	0	1	11
	Toronto	1-0	3.00	14	0	0	0	0	15.0	10	5	5	2	14
89	Syracuse	1-3	2.61	27	0	0	0	5	41.2	33	15	13	15	37
	Toronto	1-1	6.11	17	0	0	0	1	17.2	23	14	12	10	10
	ATLANTA	0-1	4.82	12	0	0	0	0	9.1	8	5	5	4	5
Minor Totals		34-24	2.64	163	36	4	1	29	430.0	363	170	126	143	392
A.L. Totals		2-1	4.68	31	0	0	0	1	32.2	33	19	17	12	24
N.L. Totals		0-1	4.82	12	0	0	0	0	9.1	8	5	5	4	5
Atlanta Totals		0-1	4.82	12	0	0	0	0	9.1	8	5	5	4	5
M.L. Totals		2-2	4.71	43	0	0	0	1	42.0	41	24	22	16	29

CASTILLO (continued)

CASTILLO'S CAREER TRANSACTIONS

- Signed by Toronto as a free agent Feb. 16, 1983.
- On disabled list, April 10 to Sept. 8, 1986.
- Obtained by Braves from Toronto, along with a player-to-be-named-later (Francisco Cabrera, Aug. 29) in exchange for Jim Acker August 24, 1989.

CASTILLO—DETAILED PITCHING STATISTICS

Season	1989							CAREER						
	W-L-S	ERA	G	IP	H	ER	SO	W-L-S	ERA	G	IP	H	ER	SO
Season	1-1-1	6.11	17	17.2	23	12	10	2-1-1	4.68	31	32.2	33	17	24
Home	0-0-1	0.00	5	7.0	3	0	3	1-0-1	2.25	13	16.0	10	4	9
Road	1-1-0	10.12	12	10.2	20	12	7	1-1-0	7.02	18	16.2	23	13	15
vs. Atl														
Cin														
Hou														
LA														
SD														
SF														
NL West														
vs. Chi														
Mtl														
NY														
Pha														
Pit														
StL														
NL East														
Pre-ASG	1-1-1	7.71	5	14.0	20	12	8							
Post-ASG	0-0-0	0.00	12	3.2	3	0	2							
In April	1-1-1	5.25	9	12.0	10	7	7							
May	0-0-0	22.50	4	2.0	10	5	1							
June														
July														
August	0-0-0	0.00	4	3.2	3	0	2							
Sept/Oct														
Day	0-0-1	6.00	7	9.0	12	6	5							
Night	1-1-0	6.23	10	8.2	11	6	5							
Start														
Relief	1-1-1	6.11	17	17.2	23	12	10							

CASTILLO CAREER HIGHS

MOST K'S: 3, 8/30/88 at Milw.;
LONGEST WINNING STREAK: 1,
9/3/88 at Tex.; LONGEST LOSING
STREAK: 1, 9/11/89 at SF.; LONG-
EST SCORELESS STREAK: 5.2 IP,
2 Times, Last 4/16-25/89; FEWEST
HITS CG: —; LONGEST RELIEF
APPEARANCE: 4.2 IP, 4/16/89 vs.
KC

CASTILLO/M.L. FIELDING

Year	PCT	G	PO	A	E	TC	DP
1988	1.000	14	0	3	0	3	0
1989	1.000	12	0	2	0	2	0
Totals	1.000	26	0	5	0	5	0

—Pitching—

—Batting—

Year	Club	GF	HR	IBB	HB	WP	BK	AB	R	H	2B	3B	HR	RBI	AVG.
1988	Tor	6	2	0	0	0	0								
1989	Tor	8	0	5	1	3	0								
	Atl	1	0	1	0	0	0	1	0	0	0	0	0	0	.000
Totals		15	2	6	1	3	0	1	0	0	0	0	0	0	.000

Marty Clary #48



POSITION: RHP
BATS: R **THROWS:** R
HT: 6'4" **WT:** 195

OPENING DAY AGE: 28
BORN: April 3, 1962, at Detroit, MI
RESIDES: Easley, SC
M.L. SERVICE: 0 + 128
CONTRACT STATUS: Signed thru '90

ACQUIRED: Was the Braves' first selection (third round) of the 1983 June draft ... Signed by scout Stu Cann.

1989 SEASON: A non-roster player last off-season, Clary ranked as one of most pleasant surprises of Braves '89 campaign ... Emerged in 5th season at Richmond as IL's ERA leader through June 25 (2.04 ERA after 15 starts) ... Recalled from Richmond on that date after Jose Alvarez was placed on the 15-day DL ... Made one relief appearance on June 27, then was pressed into duty as emergency starter on June 29 when scheduled Pete Smith came down with 24-hour flu ... Clary replaced Smith and hurled 4-hitter in 2-1 win over Reds, tossing CG in his 2nd M.L. start (lost at SF in 1st M.L. start, Oct. 3, '87) ... Victory over Reds came in 1:48, the fastest Braves game since Atlanta beat SD, 4-3, on Sept. 30, '84 ... Had outstanding August, compiling a league-leading 1.21 ERA (6 ERs in 44.2 IP) in 6 starts ... Went 2-1 with 4 no-decisions for the month, going at least 7.0 innings in all 6 of his starts ... Pitched at least 5.0 innings in his first 12 starts ... Threw a 5-hit shutout over St. Louis on Aug. 23, his first in the Majors ... Allowed as many as 4 ERs only 3 times in 17 starts.

PRO CAREER: 1988—Though winning only 6 of 17 decisions, Clary fashioned a solid 3.38 ERA in 27 appearances (25 starts) ... Tossed 3-hit shutout over Iowa on June 5 ... Tied for IL lead in DPs for pitchers with 4 ... **1987**—Led Richmond in wins (11), and starts (26), and was 2nd in CGs (5) and IP (178.0), and T3rd with 91 Ks ... Promoted to Atlanta on Sept 4, and made ML debut following night vs. Mtl, pitching 2 scoreless innings ... **1986**—Ranked 2nd on Richmond staff in starts (22) ... Fired two 3-hitters and a 1-hitter in 3 consecutive starts in August ... Allowed just 1 ER in the 27.0 IP ... **1985**—Led the AAA Braves staff in starts (30), was second on the club with his 8 wins and 156.2 innings of work ... **1984**—Topped Southern League pitchers in starts (30), was 3rd in strikeouts (125), tied for 4th in wins (14), 5th in IP (186.0), and 9th in ERA (3.19) ... Tossed a 3-hitter at Memphis on July 14 (G1), winning 2-0 ... Fanned 6 or more 9 times for Greenville in '84 ... **1983**—Began pro career at Durham.

PERSONAL/MISC.: Full name MARTIN KEITH CLARY ... Married the former Ginger Harris ... Attended Northwestern University and won All-Big 10 honors as a junior for the Wildcats ... Was a 1980 graduate of Clawson (MI) High School where he was a 3-sport star ... Was All-State in hoops two seasons and All-State honorable mention in baseball junior year.

CLARY'S CAREER RECORD

YR	CLUB	W-L	ERA	G	GS	CG	SHO	SV	IP	H	R	ER	BB	SO
83	Durham	3-8	5.02	15	14	2	1	0	90	101	65	50	39	58
84	Greenville	14-9	3.19	30	30	5	2	0	186	172	77	66	82	125
85	Richmond	8-12	4.19	26	25	0	0	0	157	155	81	73	77	76
86	Richmond	7-6	4.35	24	22	3	1	0	132	118	72	64	82	56
87	Richmond	11-10	3.74	26	26	5	0	0	178	180	86	74	75	91
	ATLANTA	0-1	6.14	7	1	0	0	0	15	20	13	10	4	7
88	Richmond	6-11	3.38	27	25	2	1	0	144	142	65	54	37	73
89	Richmond	7-5	2.04	15	15	4	0	0	101.2	87	33	23	28	70
	ATLANTA	4-3	3.15	18	17	2	1	0	108.2	103	47	38	31	30
	Minor Totals	56-61	3.68	163	157	21	5	0	988.2	955	479	404	420	549
	A.L. Totals	—	—	—	—	—	—	—	—	—	—	—	—	—
	N.L. Totals	4-4	3.49	25	18	2	1	0	123.2	123	60	48	35	37
	Atlanta Totals	4-4	3.49	25	18	2	1	0	123.2	123	60	48	35	37
	M.L. Totals	4-4	3.49	25	18	2	1	0	123.2	123	60	48	35	37

CLARY (continued)

CLARY'S CAREER TRANSACTIONS

—Selected by Braves in 3rd round of 1983 June draft.

—Pitching—

—Batting—

Year	Club	GF	HR	IBB	HB	WP	BK	AB	R	H	2B	3B	HR	RBI	AVG.
1987	Atl	2	2	0	1	0	0	1	0	0	0	0	0	0	.000
1989	Atl	0	6	3	1	5	0	31	3	5	0	0	0	1	.161
Totals		2	8	3	2	5	0	32	3	5	0	0	0	1	.156

CLARY—DETAILED PITCHING STATISTICS

Season	1989							CAREER						
	W-L-S	ERA	G	IP	H	ER	SO	W-L-S	ERA	G	IP	H	ER	SO
Season	4-3-0	3.15	18	108.2	103	38	30	4-4-0	3.50	25	123.1	123	48	37
Home	3-1-0	3.27	9	55.0	57	20	13	3-1-0	3.50	13	61.2	66	24	16
Road	1-2-0	3.02	9	53.2	46	18	17	1-3-0	3.50	12	61.2	57	24	21
vs. Atl														
Cin	1-0-0	3.13	4	23.0	12	8	4	1-0-0	3.80	5	23.2	13	10	5
Hou														
LA	0-0-0	2.84	1	6.1	5	2	3	0-0-0	1.80	3	10.0	6	2	6
SD	0-1-0	1.93	2	14.0	14	3	5	0-1-0	1.69	3	16.0	15	3	6
SF	0-0-0	5.28	3	15.1	21	9	2	0-1-0	7.06	5	21.2	36	17	4
NL West	1-1-0	3.37	10	58.2	52	22	14	1-2-0	4.04	16	71.1	70	32	21
vs. Chi	0-1-0	1.74	2	10.1	14	2	4	0-1-0	1.74	2	10.1	14	2	4
Mtl	1-0-0	3.60	1	5.0	7	2	2	1-0-0	2.57	2	7.0	9	2	2
NY	1-1-0	5.40	2	11.2	13	7	3	1-1-0	5.40	2	11.2	13	7	3
Pha	0-0-0	4.05	1	6.2	5	3	2	0-0-0	4.05	1	6.2	5	3	2
Pit														
StL	1-0-0	1.10	2	16.1	12	2	5	1-0-0	1.10	2	16.1	12	2	5
NL East	3-2-0	2.88	8	50.0	51	16	16	3-2-0	2.77	9	52.0	53	16	16
Pre-ASG	2-0-0	3.38	4	21.1	17	8	5							
Post-ASG	2-3-0	3.09	14	87.1	86	30	25							
In April														
May														
June	1-0-0	2.79	2	9.2	5	3	1							
July	2-1-0	4.77	5	28.1	32	15	8							
August	1-1-0	1.21	6	44.2	34	6	15							
Sept/Oct	0-1-0	4.85	5	26.0	32	14	6							
Day	1-0-0	1.85	5	34.0	25	7	12							
Night	3-3-0	3.74	13	74.2	78	31	18							
Start	4-3-0	3.00	17	108.0	102	36	30							
Relief	0-0-0	27.00	1	0.2	1	2	0							

CLARY CAREER HIGHS

MOST K'S: 4, 8/11/89 at San Diego;
 LONGEST WINNING STREAK: 3,
 6/29-7/16/89; LONGEST LOSING
 STREAK: 2, 7/4-8/11/89; LONGEST
 SCORELESS STREAK: 12.1 IP,
 8/1-11/89; FEWEST HITS CG: 4,
 6/29/89, at Cin.; LONGEST RELIEF
 APPEARANCE: 2.0 IP, 3 Times,
 Last 9/27/89 vs. SF

CLARY/M.L. FIELDING

Year	PCT	G	PO	A	E	TC	DP
1987	1.000	7	0	2	0	2	0
1989	1.000	18	10	18	0	28	1
Totals	1.000	25	10	20	0	30	1

Jody Davis #7



POSITION: C
BATS: R **THROWS:** R
HT: 6'3" **WT:** 210

OPENING DAY AGE: 33
BORN: November 12, 1956, at Gainesville, GA
RESIDES: Gainesville, GA
M.L. SERVICE: 9 + 000
CONTRACT STATUS: Signed thru '90

ACQUIRED: Traded to the Braves by the Chicago Cubs in exchange for Kevin Blankenship and Kevin Coffman Sept. 29, 1988.

1989 SEASON: Endured season-long slump in first year as a Brave ... Appeared in his 1,000th career game on April 12 at San Diego ... Drove in 4 runs in Braves' 13-3 romp over Montreal on May 6 ... Had 6-game hitting streak May 5-14 (9 x 25, .360, 1 HR, 7 RBI) ... Made first M.L. start at 1B on Aug. 11 at SD (2nd game of DH) ... Hit .412 (7 x 17) vs. Montreal, with 1 HR and 6 RBI ... Threw out 23 of 57 runners trying to steal (40%).

PRO CAREER: **1988**—Caught 2 games in Cincinnati on season's final weekend after being obtained from the Cubs ... Hit 3-run homer off Reds' Tom Browning Sept. 30 ... Batted .229 with 6 HRs and 33 RBI in 88 games for Chicago ... Overall 1988 totals including throwing out 25 of 75 runners attempting to steal (.333) ... Missed 2 weeks in May with sprained right toe, but still hit .361 for month (13 x 36). ... **1987**—Hit 19 home runs, including his 5th career grand slam on Aug. 16 off Ron Darling, his 2nd off the Mets' star ... Davis' 19 HRs gave him 100 in his last 5 years ... Threw out 40 of 143 base runners attempting to steal (.280) ... **1986**—Became only the 2nd Cubs catcher to win Rawlings Gold Glove Award ... Caught a league-high 78 of 173 would-be base stealers ... Led N.L. catchers in games (145), putouts (885), assists (105), total chances (998) and DPs (14) ... **1985**—Missed 10 games in mid-June with a gastrointestinal infection ... Threw out 46 of 161 runners trying to steal (.290) ... **1984**—Had career-high 15-game hitting streak May 16-June 2 ... Had 94 RBI ... Hit a team-high .389 with 2 HRs and a club-leading 6 RBI in the NLCS ... His .833 slugging percentage in the NLCS was a record for a 5-game series ... **1983**—Tied for the club lead in homers with a career-high 24. ... Hit 2 grand slams in June ... **1982**—Lost his starting job to Keith Moreland in spring training, but regained it April 30 ... Had 14-game batting streak in June ... Threw out 61 of 149 base runners attempting to steal (.409) ... **1981**—Became Cubs' starting catcher in his first year in the majors ... Took over the position June 5 after hitting .389 in May ... **1980**—Underwent ulcer surgery prior to the season and didn't play until June 20, losing 50 pounds before recovering ... **1979**—Led AA Texas League with 16 GWRBI for Jackson ... Was selected to play in all-star game ... **1978**—At Lynchburg, Davis led the Carolina League in sac flies (13) and was 2nd with 94 RBI ... **1977**—Was voted the MVP for Little Falls of the Class A New York-Penn League ... **1976**—Drafted by the New York Mets and assigned to Marion of the Class A Appalachian League.

PERSONAL/MISC.: Full name JODY RICHARD DAVIS ... Married to the former Pamela Billie Blackburn (March 11, 1978) ... Three children: Joshua (July 17, 1981), Jordan Ashley (Nov. 15, 1982) and Jeremy (Aug. 7, 1986) ... 1975 graduate of North Hall High School in Gainesville, GA ... All-State in basketball ... Attended Middle Georgia College in Cochran, GA ... Trade to the Braves in September of 1988 moved Davis to within an hour of his hometown of Gainesville, GA.

DAVIS (continued)

DAVIS' CAREER RECORD

YR	CLUB	AVG	G	AB	R	H	2B	3B	HR	RBI	BB	SO	SB
76	Marion	.232	50	164	20	38	5	1	5	19	13	32	0
77	Little Falls	.290	64	214	37	62	11	2	11	46	33	30	0
78	Lynchburg	.262	120	408	57	107	24	2	16	94	67	94	0
79	Jackson	.296	132	433	57	128	23	4	21	91	63	93	0
80	St. Petersburg	.277	45	155	27	43	4	0	6	27	18	36	0
	Springfield	.167	13	36	3	6	1	0	0	2	3	9	0
81	Chicago (NL)	.256	56	180	14	46	5	1	4	21	21	28	0
82	Chicago (NL)	.261	130	418	41	109	20	2	12	52	36	92	0
83	Chicago (NL)	.271	151	510	56	138	31	2	24	84	33	93	0
84	Chicago (NL)	.256	150	523	55	134	25	2	19	94	47	99	5
85	Chicago (NL)	.232	142	482	47	112	30	0	17	58	48	83	1
86	Chicago (NL)	.250	148	528	61	132	27	2	21	74	41	110	0
87	Chicago (NL)	.248	125	428	57	106	12	2	19	51	52	91	1
88	Chicago (NL)	.229	88	249	19	57	9	0	6	33	29	51	0
88	ATLANTA	.250	2	8	2	2	0	0	1	3	0	1	0
89	ATLANTA	.169	78	231	12	39	5	0	4	19	23	61	0
Minor Totals		.272	424	1410	201	384	68	9	59	279	197	294	0
A.L. Totals		—	—	—	—	—	—	—	—	—	—	—	—
N.L. Totals		.246	1070	3557	364	875	164	11	127	489	330	709	7
Atlanta Totals		.172	80	239	14	41	5	0	5	22	23	62	0
M.L. Totals		.246	1070	3557	364	875	164	11	127	489	330	709	7

DAVIS' CAREER TRANSACTIONS

- Selected by the New York Mets in the 3rd round of the 1976 January draft
- Traded from the Mets to St. Louis in exchange for pitcher Ray Searage December 10, 1979
- On disabled list, April 14 to June 20, 1980
- Drafted by the Chicago Cubs in the Major League Winter draft, December 8, 1980
- Traded from the Cubs to the Braves in exchange for pitchers Kevin Coffman and Kevin Blankenship September 29, 1988

DAVIS' LEAGUE CHAMPIONSHIP SERIES RECORD

YR	CLUB	AVG	G	AB	R	H	2B	3B	HR	RBI	GW	BB	SO	SB
84	Cubs vs. SD	.389	5	18	3	7	2	0	2	6	0	3	0	

DAVIS' ALL-STAR GAME RECORD

YR	CLUB, SITE	AVG	G	AB	R	H	2B	3B	HR	RBI	BB	SO	SB
84	N.L., SF	.000	1	1	0	0	0	0	0	0	0	0	0
86	N.L., Hou	1.000	1	0	1	0	0	0	0	0	0	0	0
A.S.G. TOTALS		.500	2	2	0	1	0	0	0	0	0	0	0

DAVIS/M.L. FIELDING

P									
Year	PCT	G	PO	A	E	TC	DP	PB	
1981	.972	56	274	44	9	327	4	3	
1982	.984	129	598	89	11	698	11	10	
1983	.984	150	730	75	13	818	7	21	
1984	.984	146	811	89	15	915	9	10	
1985	.990	138	694	84	8	786	7	14	
1986	.992	145	885	105	8	998	14	15	
1987	.989	123	749	79	9	837	11	12	
1988	.995	76	396	34	2	432	1	7	
1989	.985	72	364	40	6	410	1	6	
Totals		.987	148	1327	5177	81	6221	65	98
1B									
Year	PCT	G	PO	A	E	TC	DP		
1989	1.000	2	12	0	0	12	3		
Totals		1.000	2	12	0	12	3		

DAVIS (continued)

DAVIS' N.L. HOME RUNS BY BALLPARK

at Atlanta	7 at Houston	4 at New York	5 at St. Louis	5
at Chicago	72 at Los Angeles	3 at Philadelphia	7 at San Diego	6
at Cincinnati	6 at Montreal	6 at Pittsburgh	3 at San Francisco	3

DAVIS—DETAILED HITTING STATISTICS

	1989						CAREER				
	AVG.	G	AB	H	HR	RBI	AVG.	AB	H	HR	RBI
Season	.169	78	231	39	4	19	.246	3557	875	127	489
Home	.143	35	105	15	1	10	.252	1756	443	73	271
Road	.190	43	126	24	3	9	.311	1718	534	54	218
vs. Atl							.211	251	53	15	36
Cin	.050	7	20	1	0	2	.221	276	61	7	34
Hou	.100	10	30	3	0	1	.231	264	61	11	40
LA	.211	6	19	4	0	3	.261	322	84	7	35
SD	.250	10	32	8	1	1	.248	290	72	12	39
SF	.231	10	26	6	1	2	.254	291	74	11	34
NL West	.173	43	127	22	2	9	.239	1694	405	63	218
vs. Chi	.067	5	15	1	0	0	.067	15	1	0	0
Mtl	.350	5	20	7	1	6	.295	383	113	19	72
NY	.059	6	17	1	0	0	.242	347	84	17	56
Pha	.133	6	15	2	0	0	.237	388	92	9	44
Pit	.250	5	12	3	1	3	.270	363	98	10	47
STL	.120	8	25	3	0	1	.223	367	82	9	52
NL East	.163	35	104	17	2	10	.252	1863	470	64	271
Pre-ASG	.160	58	175	28	2	13					
Post-ASG	.196	20	56	11	2	6					
In April	.158	21	76	12	1	6					
May	.180	18	61	11	1	7					
June	.161	15	31	5	0	0					
July	.080	10	25	2	1	2					
August	.190	8	21	4	0	1					
Sept/Oct	.294	6	17	5	1	3					
Day	.175	19	57	10	1	5					
Night	.167	59	174	29	3	14					
Grass	.158	55	165	26	2	11					
Turf	.197	23	66	13	2	8					
vs. RHP	.145	58	138	20	3	9					
LHP	.204	46	93	19	1	10					
Pinch Hitting	.125	—	8	1	0	0					

DAVIS CAREER HIGHS

MOST HITS: 4, 6 Times,
Last-4/17/87 vs. Mont.; MOST RBI:
6, 6/26/83 vs. Mont.; MOST HR: 2,
9 Times; Last-5/27/88 vs. Hou.;
MOST SB: 1, 5 Times,
Last-7/22/84; LONGEST HITTING
STREAK: 15G, 5/16-6/2/84

Nick Esasky #17



POSITION: INF
BATS: R **THROWS:** R
HT: 6'3" **WT:** 215

OPENING DAY AGE: 30
BORN: February 24, 1960, at Hialeah, FL
RESIDES: Marietta, GA
M.L. SERVICE: 6 + 107
CONTRACT STATUS: Signed thru '92

ACQUIRED: Signed by the Braves as a free agent to a 3-year contract Nov. 17, 1989.

1989 SEASON: Given first chance in his career to play full-time, Esasky responded by fashioning a spectacular season ... Established career highs

ESASKY (continued)

in all offensive categories ... Ranked 3rd in the AL with 108 RBI, 4th in SLG% at .500, 5th in HRs with 30, 16th in extra-base hits with 61, and 7th in TBs with 282 ... Racked up 32 multi-RBI games (4 RBI 4 times, 3 RBI 8 times) ... Paced Red Sox with 37 RBI with 2 outs ... Went 55 x 180 (.306) with runners in scoring position ... Batted .294 (5 x 17) with the bases loaded, with 14 RBI in 20 plate appearances ... Blasted 6th career grand slam April 28 at Texas ... Posted 2 4-hit games, going 4 x 4 (1 HR, 4 RBI) at Clev April 19 and 4 x 6 (1 HR, 1 RBI) at Tor Sept. 19 ... Recorded 2 7-game hitting streaks; went 10 x 29 (.345, 1 HR, 2 RBI) June 27-July 3, and 9 x 24 (.375, 2 HRs, 5 RBI) July 19-27 ... Hit in 6 of 7 games April 19-26 (11 x 26, .423, 21 HRs, 4 RBI) ... Went 11 x 31 (.355) June 10-18, with 2 HRs and 9 RBI in 8 Gs ... Reached All-Star break at .267, with 13 HRs and 51 RBI ... Erupted in Aug. for 9 HRs and 35 RBI (42 x 138, .304), and was honored as the co-AL Player of the Month ... Homered in 3 straight games Aug. 1-3, going 8 x 14 with 8 RBI ... Went 9 x 18 in 4 Gs (Aug. 9-12), with 2 HRs and 8 RBI ... Compiled 6-game hitting streak Aug. 25-29 (10 X 24, .417, 2 HRs, 12 RBI) ... Homered in 3 straight games again Sept. 17-19 (7 x 17, .412, 5 RBI) ... Never went more than 3 games without a hit ... Ranked 2nd among AL 1st basemen with a .996 fielding pct. ... Committed only 6 errors (1 throwing error) in 1,430 total chances ... Made only 1 error after June 30.

PRO CAREER: 1988—Hit .243 with 15 HRs and 62 RBI in 122 games ... After a 2 x 20 start, went on an 18 x 48 tear (.375) with 4 HRs and 13 RBI in 14 Gs ... Collected the 4 HRs in a 6-game span April 19-26 ... Sprained his right ankle May 10 at Pha, and was placed on 21-day DL following day ... Returned to action June 2, and went 13 x 40 (.325) with 1 HR and 11 RBI in his next 11 Gs ... Hit his 5th career grand slam June 14 vs. Hou ... Collected 13 hits in last 40 ABs in July (.325) with 3 HRs and 7 RBI ... Continued heavy hitting vs. Braves, powering 3 HRs in 4 games at Atlanta July 26-28 (1 DH) ... Slumped in Aug. and Sept., but finished with a 4-game hitting streak (7 x 15, .467, 2 HRs, 3 RBI) ... Concluded '88 campaign with 18 career HRs in 196 ABs against the Braves, and as a Red hit .375 (42 x 112) with 14 HRs and 36 RBI at Atlanta-Fulton County Stadium ... Traded to Red Sox Dec. 13, along with Rob Murphy, for Jeff Sellers, Todd Benzinger and player-to-be-named-later (Luis Vasquez, Jan. 12, 1989) ... **1987**—Began '87 season on DL, after having right wrist fractured in spring training March 16 ... Was placed on 21-day DL March 23 ... Assigned to Nashville May 5 for 20-day rehabilitation stint ... Activated May 19 ... Despite playing only 100 games in '87, Esasky hit a then career-high 22 HRs, and drove in 59 runs ... Played 1B exclusively for 1st time ... 14 HRs in 68 starts July 6-Sept. 29 ... Compiled a career-high 10-game hitting streak in Aug. (12 x 31, .387) ... Added a 9-game hitting streak in Sept. (14 x 38, .368) ... Hit 4 HRs over 6 Gs June 1-7, and 4 in 4 Gs July 8-17 ... Saw no further action after Sept. 29 due to a foot injury ... **1986**—Divided season between 1B (49 starts) and LF (41 starts) ... Went on 15-day DL on June 15 with injuries to thigh muscles in both legs ... Returned to action July 17 ... Hit 12 HRs in 102 games ... Found groove in 14-game span in late Aug.-early Sept. (16 x 47, .340, 4 HRs, 16 RBI) ... **1985**—Posted solid campaign with 21 HRs and 66 RBI in 125 games ... Averaged an RBI per game during extended stretches in May (14 RBI in 14 Gs) and Sept. (18 RBI in 18 Gs) ... Sidelined 10 games in late May with a groin injury ... Moved from 3B to LF in Aug. ... Caught fire in his last 15 games, going 20 x 50 (.400) with 5 HRs and 11 RBI ... **1984**—Had low BA (.194) in 1st full season with Reds, but still contributed with 10 HRs and 45 RBI in 113 games ... Played 82 games at 3B and 25 games at 1B ... **1983**—Began season at Indianapolis (AAA), and blistered AAA pitching for 14 HRs and 37 RBI in only 49 games ... Promoted to Reds June 18, 1983, and took over as Cincinnati's regular 3B ... First M.L. homer was a memorable one, an inside-the-park shot off Phil Niekro in Atlanta July 1 ... Braves were also the victims of Esasky's 1st M.L. grand slam, Sept. 14 at Cin, off Steve Bedrosian ... Hit 5 HRs vs. Braves in 41 ABs in '83, and treated his family and friends by batting .579 (11 x 19) at Atlanta Stadium, including 2 2Bs, 1 3B, 3 HRs, and 8 RBI ... Was selected to the Topps Rookie All-Star team ... **1982**—Crunched 27 HRs in 105 games at Indianapolis, and added 3 more in the playoffs ... **1981**—Started slowly in 1st year at AAA, but recovered to hit .265 with 17 HRs and 62 RBI ... **1980**—Named Waterbury's MVP after leading Class AA Eastern League with 30 HRs ... Drove in 70 runs while hitting .271 ... Selected to league's post-season All-Star team ... **1979**—Hit 10 HRs in 124 games for Tampa (A) ... Named to Florida State League All-Star team ... **1978**—Began pro career at Billings (A), batting .305 in 64 games.

PERSONAL/MISC.: Full name NICHOLAS ANDREW ESASKY ... Married the former Vicki New ... Three children: Jennifer (March 14, 1978), Kimberly (May 23, 1983), and Nick II (Sept. 27, 1984) ... 1978 graduate of Carol City High School (Miami, FL), where he earned All-State honors in baseball.

ESASKY (continued)

ESASKY'S CAREER RECORD

YR	CLUB	AVG	G	AB	R	H	2B	3B	HR	RBI	BB	SO	SB
78	Billings	.305	64	213	38	65	10	5	4	48	43	59	8
79	Tampa	.269	124	439	52	118	16	3	10	66	44	97	3
80	Waterbury	.271	135	425	79	115	18	4	30	79	83	131	2
81	Indianapolis	.265	121	423	55	112	22	4	17	62	46	110	1
82	Indianapolis	.264	105	341	59	90	15	3	27	62	45	118	1
83	Indianapolis	.278	49	158	33	44	5	0	14	37	38	42	6
	Cincinnati	.265	85	302	41	80	10	5	12	46	27	99	6
84	Cincinnati	.194	113	322	30	62	10	5	10	45	52	103	1
85	Cincinnati	.262	125	413	61	108	21	0	21	66	41	102	3
86	Cincinnati	.230	102	330	35	76	17	2	12	41	47	97	0
87	Nashville	.442	13	52	13	23	6	0	5	18	5	11	0
	Cincinnati	.272	100	346	48	94	12	2	22	59	29	76	0
88	Cincinnati	.243	122	391	40	95	17	2	15	62	48	104	7
89	Boston	.277	154	564	79	156	26	5	30	108	66	117	1
Minor Totals		.276	611	2051	329	567	92	19	107	372	304	568	21
A.L. Totals		.277	154	564	79	156	26	5	30	108	66	117	1
N.L. Totals		.245	647	2104	255	515	94	16	92	319	244	581	17
Atlanta Totals		—	—	—	—	—	—	—	—	—	—	—	—
M.L. Totals		.251	801	2668	334	671	120	21	122	427	310	698	18

ESASKY'S CAREER TRANSACTIONS

- Selected by Cincinnati in the first round (17th selection overall) in the 1978 June draft.
- On 15-day disabled list, June 15 to July 17, 1986.
- On 21-day disabled list, March 23 to May 19, 1987.
- On 20-day rehabilitation program, May 5 to May 19, 1987.
- On 21-day disabled list, May 11 to June 2, 1988.
- Traded to Boston with Rob Murphy for Todd Benzinger, Jeff Sellers and a player-to-be-named-later (Luis Vasquez, Jan. 12, 1989) Dec. 13, 1988.
- Signed by the Braves as a free agent Nov. 17, 1989.

ESASKY/M.L. FIELDING

1B

Year	PCT	G	PO	A	E	TC	DP
1984	1.000	25	169	7	0	176	11
1985	1.000	12	37	3	0	40	3
1986	.991	70	512	30	5	547	42
1987	.994	93	772	40	5	817	72
1988	.994	116	982	52	6	1040	70
1989	.996	153	1317	107	6	1430	12
Totals	.995	469	3789	239	22	4050	210

OF

Year	PCT	G	PO	A	E	TC	DP
1986	1.000	42	73	3	0	76	2
1987	1.000	1	1	0	0	1	0
1989	1.000	1	2	0	0	2	0
Totals	1.000	44	76	3	0	79	2

3B

Year	PCT	G	PO	A	E	TC	DP
1983	.935	34	53	133	13	—	11
1986	—	1	0	0	0	0	0
1987	.500	1	0	1	1	2	0
Totals	.930	36	53	134	14	2	11

ESASKY (continued)

ESASKY—DETAILED HITTING STATISTICS

	1989						CAREER				
	AVG.	G	AB	H	HR	RBI	AVG.	AB	H	HR	RBI
Season	.277	154	564	156	30	108	.251	2668	671	122	427
Home	.302	79	285	86	15	61	.249	1349	336	58	217
Road	.251	75	279	70	15	47	.254	1319	335	64	210
vs. Atl							.306	196	60	18	47
Cin											
Hou							.224	228	51	8	29
LA							.253	257	65	7	32
SD							.212	260	55	9	34
SF							.242	240	58	9	29
NL West							.245	1181	289	51	171
vs. Chi							.242	153	37	7	31
Mtl							.243	144	35	7	26
NY							.179	134	24	3	24
Pha							.278	169	47	10	28
Pit							.251	167	42	7	15
StL							.263	156	41	7	24
NL East							.245	923	226	41	148
Pre-ASG	.267	79	285	76	13	51					
Post-ASG	.287	75	279	80	17	54					
In April	.278	21	79	22	4	13					
May	.238	25	84	20	4	15					
June	.258	26	93	24	4	16					
July	.267	25	90	24	5	17					
August	.304	33	138	42	9	35					
Sept/Oct	.300	24	80	24	4	12					
Day	.264	51	178	47	10	27					
Night	.282	103	386	109	20	81					
Grass	.282	132	436	134	27	98					
Turf	.250	22	88	22	3	10					
vs. RHP	.288	—	392	113	19	77					
LHP	.250	—	172	43	11	31					
Pinch Hitting	.000	—	4	0	0	0					

ESASKY CAREER HIGHS

MOST HITS: 4, 5 Times,
Last-9/19/89 vs. Tor; MOST RBI: 5,
4/10/84 vs. Mont.; MOST HR: 2, 2
Times, Last-8/16/87 at SD; MOST
SB: 1, 18 Times, Last-8/9/89 at
Clev.; LONGEST HITTING STREAK:
10G, 2 Times, Last 8/9-19/87

Ron Gant #5



POSITION: OF
BATS: R **THROWS:** R
HT: 6'0" **WT:** 172

OPENING DAY AGE: 25
BORN: March 2, 1965, at Victoria, TX
RESIDES: Victoria, TX
M.L. SERVICE: 1 + 133
CONTRACT STATUS: Signed thru '90

ACQUIRED: Was the Braves' 2nd selection (4th round) in the 1983 June Draft.

1989 SEASON: Started 1989 as Atlanta's third baseman, but struggled (60 Gs, .172, 6 HR, 21 RBI, 16 errors) and was optioned to Class A Sumter June 21, where he was moved to center field ... Spent two weeks at Sumter, hitting .385, then was promoted to Richmond July 4 ... In '63 games there, he hit .262, with 11 HRs and 27 RBI ... Named Player-of-the Week in International League July 23-29 ... Recalled from Richmond on Sept. 6, and started 12 games in CF and 2 in LF the rest of the season ... Hit .333 vs. Pha (6 x 18), with 1 HR and 5 RBI.

GANT (continued)

PRO CAREER: 1988—Had outstanding offensive year, leading all Major League rookies in HRs (19), RBI (60), runs (85), extra-base hits (55) and triples (8) ... Finished 4th in NL Rookie-of-the-Year Voting ... Batted .259 ... 85 runs and 8 triples led the Braves ... 19 HRs, 19 SBs, and 247 total bases were 2nd on team ... Had 9-game hitting streak Aug. 1-10 (14 x 39, .359, 15 Rs) ... Had two 4-hit games June 27 vs. San Francisco and Oct. 1 at Cincinnati ... Hit .364 (24 x 66) vs. Giants.... **1987**—The 5th-year pro earned Southern League All-Star honors in his 1st taste of AA action ... Collected 82 RBIs and stole 24 bases for Greenville in 140 Gs ... Was promoted to the Major Leagues at the conclusion of the AA Braves' season (Sept 1) ... Made his ML Debut on Sept 6 as a pinch-hitter vs Montreal (struck out) ... Collected his 1st ML hit on September 8, a single off San Diego's Ed Whitson ... Clubbed his first HR off Houston's Nolan Ryan on September 24 in Atlanta ... **1986**—Was the only Brave minor leaguer to hit 20 or more HRs, drive in 100 runs and score 100 runs ... Topped the Carolina League in HRs (26) and total bases (274); was 2nd in RBIs (102) and was 3rd in Gs (137), runs (108), triples (10) and at-bats (512) and 5th in doubles (31) ... For his effort, Gant earned Carolina League All-Star honors, Baseball America's Class A All-Star honors, Carolina League Utility Infielder of the Year and the Bill Lucas Award as Atlanta's Minor League Player of the Year ... **1985**—Had best year as pro, setting personal bests in most offensive departments, including HRs (7) and stolen bases (19) ... **1984**—Showed steady improvement in his 2nd year as a pro ... **1983**—Began career at Bradenton.

PERSONAL/MISC.: Full name RONALD EDWIN GANT ... Single ... Resides in Victoria, TX ... Graduated from Victoria (TX) High School where he played baseball and football ... Was MVP of the baseball team his senior season ... Was a classmate of former Brave pitcher Kevin Coffman.

GANT'S CAREER RECORD

YR	CLUB	AVG	G	AB	R	H	2B	3B	HR	RBI	BB	SO	SB
83	Bradenton	.233	56	193	32	45	2	2	1	14	41	34	4
84	Anderson	.237	105	359	44	85	14	6	3	38	29	65	13
85	Sumter	.256	102	305	46	78	14	4	7	37	33	59	19
86	Durham	.277	137	512	108	142	31	10	26	102	78	85	35
87	Greenville	.247	140	527	78	130	27	3	14	82	59	91	24
	ATLANTA	.265	21	83	9	22	4	0	2	9	1	11	4
88	Richmond	.311	12	45	3	14	2	2	0	4	2	10	1
	ATLANTA	.259	146	563	85	146	28	8	19	60	46	118	19
89	ATLANTA	.177	75	260	26	46	8	3	9	25	20	63	9
	Sumter	.385	12	39	13	15	4	1	1	5	11	3	4
	Richmond	.262	63	225	42	59	13	2	11	27	29	42	6
Minor Totals		.258	627	2205	366	568	107	30	63	309	282	389	106
A.L. Totals		—	—	—	—	—	—	—	—	—	—	—	—
N.L. Totals		.236	242	906	120	214	40	11	30	94	67	192	32
Atlanta Totals		.236	242	906	120	214	40	11	30	94	67	192	32
M.L. Totals		.236	242	906	120	214	40	11	30	94	67	192	32

GANT'S CAREER TRANSACTIONS

—Selected by Atlanta Braves as second choice (fourth round) in 1983 June draft.

GANT'S N.L. HOME RUNS BY BALLPARK

at Atlanta	13	at Houston	5	at New York	2	at St. Louis	1
at Chicago	0	at Los Angeles	1	at Philadelphia	2	at San Diego	0
at Cincinnati	2	at Montreal	1	at Pittsburgh	0	at San Francisco	3

GANT (continued)

GANT—DETAILED HITTING STATISTICS

	1989						CAREER				
	AVG.	G	AB	H	HR	RBI	AVG.	AB	H	HR	RBI
Season	.177	75	260	46	9	25	.236	906	214	30	94
Home	.178	35	135	24	5	13	.230	440	101	13	43
Road	.176	40	125	22	4	12	.242	466	113	17	51
vs. Cin	.100	3	10	1	1	1	.213	89	19	5	8
Hou	.214	14	56	12	3	8	.243	140	34	7	17
LA	.176	11	34	6	0	1	.264	87	23	1	6
SD	.190	9	21	4	0	0	.248	105	26	2	7
SF	.048	8	21	1	1	1	.273	110	30	5	17
NL West	.169	45	142	24	5	11	.249	531	132	20	55
vs. Chi	.091	5	11	1	0	1	.070	43	3	0	1
Mtl	.160	5	25	4	1	3	.220	77	17	2	8
NY	.250	4	16	4	2	3	.238	63	15	2	9
Pha	.333	4	18	6	1	5	.250	64	16	3	11
Pit	.087	6	23	2	0	2	.220	59	13	2	6
StL	.200	6	25	5	0	0	.261	69	18	1	4
NL East	.186	30	118	22	4	14	.219	375	82	10	39
Pre-ASG	.172	60	204	35	6	21					
Post-ASG	.196	15	56	11	3	4					
In April	.173	22	75	13	3	6					
May	.177	26	100	18	2	12					
June	.152	13	33	5	1	4					
July											
August											
Sept/Oct	.192	14	52	10	3	3					
Day	.109	19	64	7	0	3					
Night	.199	56	196	39	9	22					
Grass	.165	57	188	31	7	16					
Turf	.208	18	72	15	2	9					
vs. RHP	.204	—	181	37	8	19					
LHP	.114	—	79	91	1	6					
Pinch Hitting	.125	—	8	1	0	1					

GANT CAREER HIGHS

MOST HITS: 4,6/27/88 vs. SF;
 MOST RBI: 3, 3 Times,
 Last-7/18/88 vs. Phi.; MOST HR: 1,
 30 Times, Last-9/27/89 at Hou.;
 MOST SB: 2, 3 Times,
 Last-8/28/88 vs. Chi.; LONGEST
 HITTING STREAK: 9G, 8/1-8/10/88

GANT/M.L. FIELDING

OF

Year	PCT	G	PO	A	E	TC	DP
1989	.979	14	46	1	0	47	0
Totals	.979	14	46	1	0	47	0

2B

Year	PCT	G	PO	A	E	TC	DP
1987	.972	20	45	59	3	107	17
1988	.963	122	295	378	26	699	82
Totals	.964	142	340	437	29	806	99

3B

Year	PCT	G	PO	A	E	TC	DP
1988	.923	22	21	39	5	65	6
1989	.887	53	23	103	16	142	8
Totals	.899	75	44	142	21	207	14

Tom Glavine #47



POSITION: LHP
 BATS: L THROWS: L
 HT: 6'1" WT: 190

OPENING DAY AGE: 24
 BORN: March 25, 1966, at Concord, MA
 RESIDES: Billerica, MA
 M.L. SERVICE: 2 + 052
 CONTRACT STATUS: Signed thru '90

GLAVINE (continued)

ACQUIRED: Was the Braves' 2nd round selection in the 1984 June Draft.

1989 SEASON: Joined elite among NL southpaws at age 23 ... Glavine and Montreal's Mark Langston led NL lefties with 4 shutouts ... Became the first Braves' pitcher to toss 4 SHO's since Phil Niekro in '78 ... Also represented the most SHO's by a Braves' lefty since Warren Spahn had 7 in '63 ... Was the youngest Braves' lefty to win 14 games since 21-year-old Wade Blasingame won 16 in '65 ... Glavine's 14 victories tied him for 5th among lefties in the NL ... Walked only 1.9 batters per 9 innings; only teammate Derek Lilliquist and San Francisco's Don Robinson walked fewer batters than Glavine among NL pitchers with at least 25 starts ... Got off to a 5-0 getaway before spraining his left ankle at Chicago May 16 ... It was the best start for a Braves' hurler since Rick Mahler began '85 at 7-0 ... Was the first Braves' southpaw to begin a season at 5-0 since Spahn's 8-0 start in '47 (Larry McWilliams won his first 7 decisions after being called up in July, '78) ... Notched 1st M.L. shutout on April 12 at SD, allowing 6 hits in Braves' 5-0 triumph ... Went 4-0 vs. SD in '89, with a 3.49 ERA (15 ERs in 38.2 IP) ... Enjoyed greatest success vs. defending World Champion Dodgers; went 4-0, including 2 SHO's and 3 CGs, and did not surrender an earned run vs. LA in 32.2 IP (after beginning season with career 0-5 record vs. LA) ... Last starting pitcher to blank Dodgers over a full season was St. Louis' Larry Jaster, who threw 5 SHO's in 5 starts vs. LA in '66 ... Blanked Phillies on only 2 hits May 4; was the first 2-hitter by a Braves' hurler since Zane Smith stopped SF on April 19, '86 ... Was removed from the rotation with 3 weeks left in season, then underwent surgery Sept. 25 to have bone chips removed from his left ankle.

PRO CAREER: 1988—Was 3-9 with a 5.38 ERA in 19 games before All-Star break, 4-8 with a 3.69 ERA in 15 games afterwards ... Had quality starts in 9 of his last 10 appearances ... Was 2-2 with a 2.93 ERA in last 6 games ... Pitched his first complete game Sept. 7 at San Francisco, holding Giants to 3 hits in 4-1 win (9.0 IP, 1 ER, 2 BB, 5 K) ... 195.1 IP tied him with Pete Smith for 2nd most on club behind Rick Mahler's 249 ... Allowed 1 HR in last 71 IP ... Lost 7 straight games June 15-Aug. 7, but Braves scored just 18 runs (2.6 per game) ... Missed being a rookie by 0.1 IP as he pitched 50.1 innings in 1987.

1987—The 21-year-old's rapid rise thru the Braves system culminated in his Major League debut on August 17 at Houston ... The former 2nd round pick of the 1984 June Draft began '87 at AAA Richmond; was promoted on August 14 ... Was 6-12 w/a 3.35 ERA in 22 starts for the AAA Braves ... Allowed just 142 hits in 150.1 IP ... Was 3rd on the AAA Braves with his 6 wins and 91 strikeouts and was tied for 2nd in starts (22) ... Made ML Debut on August 17 vs Mike Scott at the Astrodome ... Posted 1st ML win on August 22 at Pittsburgh, tossing 7.1 innings and allowing 3 runs on 7 H in a 10-3 victory ... Picked up win #2 on September 14, a 3-2 victory over Cincy ... **1986—**Earned Southern League All-Star and Baseball America's Class AA All-Star honors on the heels of an 11-6, 3.41 ERA effort at AA Greenville ... Tied for team leadership with his 11 wins and was 4th in the league in ERA ... Allowed just 129 H in his 145.1 IP ... Was the SL Pitcher of the Week in late July ... **1985—**Posted a South Atlantic League best 2.35 ERA for Sumter ... Was 4th in the SAL in strikeouts, fanning 174 in 169 IP ... Glavine's 2.35 ERA and 174 Ks were both Sumter club records ... Led SAL pitchers w/5 double plays ... Tossed a 7-inning one-hitter on June 25 in a 3-0 win over Spartanburg ... **1984—**Began career at Bradenton, fanning 34 in 32IP.

PERSONAL/MISC.: Full name THOMAS MICHAEL GLAVINE (pronounced GLA-vin) ... Single ... Resides in Billerica, MA ... Was a 1984 graduate of Billerica (MA) Memorial High School where he played baseball and hockey ... Was a four-time league All-Star and All-Conference honoree in baseball and was named to All-Star and All-Conference teams three times in hockey ... Earned Boston Globe All-Scholastic and Player-of-the-Year honors in both baseball and hockey ... Was drafted by two professional sports teams—in the 2nd round by the Atlanta Braves of MLB and in the 4th round by the Los Angeles Kings of the NHL.

BRAVES BITS

DID YOU KNOW ... Henry Aaron, #44, hit 44 HRs four times in his career.

GLAVINE (continued)

GLAVINE'S CAREER RECORD

YR	CLUB	W-L	ERA	G	GS	CG	SHO	SV	IP	H	R	ER	BB	SO
84	Bradenton	2-3	3.34	8	7	0	0	0	32	29	17	12	13	34
85	Sumter	9-6	2.35	26	26	2	1	0	169	114	58	44	73	174
86	Greenville	11-6	3.41	22	22	2	1	0	145.1	129	62	55	70	114
	Richmond	1-5	5.63	7	7	1	1	0	40.0	40	29	25	27	12
87	Richmond	6-12	3.35	22	22	4	1	0	150.1	142	70	56	56	91
	ATLANTA	2-4	5.54	9	9	0	0	0	50.1	55	34	31	33	20
88	ATLANTA	7-17	4.56	34	34	1	0	0	195.1	201	111	99	63	84
89	ATLANTA	14-8	3.68	29	29	6	4	0	186.0	172	88	76	40	90
Minor Totals		29-32	3.22	85	84	9	4	0	536.2	454	236	192	239	425
A.L. Totals		—	—	—	—	—	—	—	—	—	—	—	—	—
N.L. Totals		23-29	4.30	72	72	7	4	0	431.2	428	233	206	136	194
Atlanta Totals		23-29	4.30	72	72	7	4	0	431.2	428	233	206	136	194
M.L. Totals		23-29	4.30	72	72	7	4	0	431.2	428	233	206	136	194

GLAVINE'S CAREER TRANSACTIONS

—Selected by Atlanta Braves in second round of 1984 June draft.

—Pitching—

—Batting—

Year	Club	GF	HR	IBB	HB	WP	BK	AB	R	H	2B	3B	HR	RBI	Avg
1987	Atl	0	5	4	3	1	1	16	0	2	0	0	0	1	.125
1988	Atl	0	12	7	8	2	2	60	6	11	1	0	0	5	.183
1989	Atl	0	20	3	2	2	0	67	6	10	0	1	0	4	.149
Totals		0	37	14	13	5	3	143	12	23	1	1	0	10	.161

GLAVINE—DETAILED PITCHING STATISTICS

Season	1989							CAREER						
	W-L-S	ERA	G	IP	H	ER	SO	W-L-S	ERA	G	IP	H	ER	SO
Season	14-8-0	3.68	29	186.0	172	76	90	23-29-0	4.29	72	431.2	428	206	194
Home	6-4-0	3.72	14	94.1	86	39	39	10-13-0	4.48	34	205.0	209	102	86
Road	8-4-0	3.63	15	91.2	86	37	51	13-16-0	4.12	38	226.2	219	104	108
vs. Atl														
Cin	2-1-0	3.54	3	20.1	15	8	9	4-1-0	2.95	6	42.2	31	14	22
Hou	0-1-0	10.24	2	9.2	14	11	3	0-4-0	4.82	8	46.2	50	25	18
LA	4-0-0	0.00	4	34.2	22	0	12	4-5-0	3.47	10	62.1	68	24	24
SD	4-0-0	3.49	6	38.2	37	15	19	6-2-0	4.19	11	68.2	69	32	28
SF	1-1-0	5.11	2	12.1	14	7	9	2-3-0	5.40	5	28.1	28	17	19
NL West	7-3-0	3.19	17	115.2	102	41	52	16-15-0	4.05	40	248.2	246	112	111
vs. Chi														
Mtl	0-1-0	—	1	0.0	4	3	0	0-2-0	4.38	3	12.1	12	6	4
NY	0-0-0	4.15	1	4.1	7	2	3	0-4-0	5.50	6	34.1	38	21	24
Pha	2-0-0	2.35	3	23.0	14	6	7	0-2-0	4.91	4	22.0	26	12	10
Pit	1-1-0	6.75	2	10.2	14	8	5	3-1-0	4.50	6	36.0	32	18	12
StL	0-1-0	3.38	2	13.1	12	5	11	3-4-0	3.93	8	50.1	46	22	17
NL East	3-5-0	4.48	12	70.1	70	35	38	1-1-0	4.82	5	28.0	28	15	16
Pre-ASG	8-5-0	3.45	17	109.2	103	42	50	7-14-0	4.62	32	183	182	94	83
Post-ASG	6-3-0	4.01	12	76.1	69	34	40							
In April	3-0-0	2.37	5	38.0	33	10	12							
May	2-1-0	2.63	4	24.0	19	7	12							
June	3-3-0	5.19	6	34.2	41	20	19							
July	1-2-0	3.73	5	31.1	28	13	23							
August	3-2-0	4.26	6	38.0	35	18	16							
Sept/Oct	2-0-0	3.60	3	20.0	16	8	8							
Day	2-2-0	7.29	5	21.0	30	17	8							
Night	12-6-0	3.22	24	165.0	142	59	82							
Start	14-8-0	3.68	29	186.0	172	76	90							
Relief														

GLAVINE CAREER HIGHS

MOST K'S: 8, 2 Times, Last-6/16/89 at LA; LONGEST WINNING STREAK: 5, 4/7-5/11/89; LONGEST LOSING STREAK: 7, 6/15-8/12/88; LONGEST SCORELESS STREAK: 14, 2 IP, 4/7-4/18/89; FEWEST HITS CG: 2, 5/4/89 vs. Phil.; LONGEST RELIEF APPEARANCE: —

GLAVINE/M.L. FIELDING

Year	P						
	PCT	G	PO	A	E	TC	DP
1987	.933	9	1	13	1	15	0
1988	.930	34	12	41	4	57	3
1989	.917	29	7	37	4	48	4
Totals	.873	72	20	91	9	120	7

Pat Gomez #67



POSITION: LHP
BATS: L **THROWS:** L
HT: 5'11" **WT:** 185

OPENING DAY AGE: 22
BORN: March 17, 1968, Roseville, CA
RESIDES: Citrus Heights, CA
M.L. SERVICE: 0 + 000
CONTRACT STATUS: Signed thru '90

ACQUIRED: Obtained by the Braves from the Chicago Cubs on Aug. 31, 1989, as the first of two players to be named later in the Aug. 24, 1989 trade which sent Paul Assenmacher to the Cubs ... Braves acquired Kelly Mann on Sept. 1, '89 to complete deal.

1989 SEASON: Named the 8th-best prospect in the Carolina League (A) by BASEBALL AMERICA after compiling an 11-6 mark and a 2.75 ERA in 23 Gs (21 starts) at Winston-Salem ... ERA ranked 4th in the league ... Selected as one of 3 starting pitchers for the Carolina League All-Star team ... Promoted to Charlotte (AA), going 1-0 in 2 starts before being traded to the Braves.

PRO CAREER: 1988—Although only posting a 2-7 mark in 36 games at Charleston (A), Gomez struck out 97 in only 78.2 IP ... **1987**—Pitching for Peoria (A), Gomez struck out a club record 18 batters in a 4-1 win over Wausau on May 3 ... Fanned 95 in 94.0 IP ... **1986**—Struck out 55 in 54.0 IP at Wytheville (Rookie) in first pro season.

PERSONAL/MISC.: Full name PATRICK ALEXANDER GOMEZ ... Single ... 1986 graduate of San Juan High School (Citrus Heights, CA) ... Named to All-League and All-Metro baseball teams.

GOMEZ'S CAREER RECORD

YR	CLUB	W-L	ERA	G	GS	CG	SHO	SV	IP	H	R	ER	BB	SO
86	Wytheville	2-5	2.81	16	6	1	0	2	58.0	55	30	18	16	30
87	Peoria	3-6	4.31	20	17	1	0	0	94.0	88	55	45	71	95
88	Charleston	2-7	5.38	36	9	0	0	5	78.2	75	53	47	52	97
89	Winston-Salem	11-6	2.75	23	21	3	1	0	137.2	115	59	42	60	127
	Charlotte	1-0	2.51	2	2	0	0	0	14.1	14	5	4	3	11
Minor Totals		19-24	3.67	97	55	5	1	7	382.2	347	202	156	202	360

GOMEZ'S CAREER TRANSACTIONS

- Signed as a non-drafted free agent by Chicago (NL) November 22, 1985.
- Obtained by Braves from Chicago (NL) on Aug. 31, 1989 as the first of two players-to-be-named-later in the Aug. 29, 1989 trade which sent Paul Assenmacher to the Cubs. Braves acquired Kelly Mann on Sept. 1, 1989 to complete deal.

BRAVES BITS

DID YOU KNOW ... Warren Spahn and Lew Burdette threw no-hitters less than one month apart in 1960.

Tommy Greene #33



POSITION: RHP
BATS: R **THROWS:** R
HT: 6'5" **WT:** 225

OPENING DAY AGE: 22
BORN: April 6, 1967, at Lumberton, NC
RESIDES: Richmond, VA
M.L. SERVICE: 0 + 025
CONTRACT STATUS: Signed thru '90

ACQUIRED: Was the Braves' 1st round selection (14th player chosen overall) in the 1985 June draft

1989 SEASON: Selected as the third-best pitching prospect in the International League by BASEBALL AMERICA ... Compiled a 9-12 record with a 3.61 ERA in 26 starts at Richmond, and ranked 3rd in the I.L. with 125 Ks ... Promoted to Atlanta on Sept. 6, and in 3rd M.L. start on Sept. 21, fired a 3-hit shutout in a 3-0 win over Houston ... Selected to Triple-A All Star team ... Named R-Braves' Pitcher-of-the-Month in April (3-0, 3.00 ERA)... After joining Atlanta, held right-handed hitters to a .186 BA (8 x 43).

PRO CAREER: 1988—Continued ascent thru Braves' minor league system and spent entire year at AAA Richmond ... Tied for 1st in International League with 3 shutouts, tied for 3rd with 130 Ks, and ranked 5th with 177.1 IP ... Allowed 169 hits ... Led team in IP, Ks and starts (29). **1987**—Spent the entire 1987 season at AA Greenville, posting his second straight 11-win season ... His 11 victories were tied for tops on the AA Braves ... Allowed only 103 hits in 142.1IP ... **1986**—Was named Braves' Minor League Pitcher of the Year ... Was 3rd in South Atlantic League in innings (175) and strikeouts (169) ... Led SAL in starts (28) and tied for league lead in shutouts (3) ... Lost a no-hitter w/two outs in the ninth on June 18 vs Macon; settled for one-hit SHO ... **1985**—Began pro career at Pulaski ... Tossed a one-hit, SHO at Bluefield on August 27.

PERSONAL/MISC.: Full name IRA THOMAS GREENE ... Married the former Lori Kidd ... Was a 1985 graduate of Whiteville (NC) High School where he played baseball, basketball and football.

GREENE'S CAREER RECORD

YR	CLUB	W-L	ERA	G	GS	CG	SHO	SV	IP	H	R	ER	BB	SO
85	Pulaski	2-5	7.64	12	12	1	1	0	51	49	45	43	27	32
86	Sumter	11-7	4.69	28	28	5	3	0	175	162	95	91	82	169
87	Greenville	11-8	3.29	23	23	4	2	0	142.1	103	60	52	66	101
88	Richmond	7-17	4.77	29	29	4	3	0	177.1	169	98	94	70	130
89	Richmond	9-12	3.61	26	26	2	1	0	152.0	136	74	61	50	125
	ATLANTA	1-2	4.10	4	4	1	1	0	26.1	22	12	12	6	17
Minor Totals		40-49	4.40	118	118	16	10	0	697.2	619	372	341	295	458
A.L. Totals														
N.L. TOTALS		1-2	4.10	4	4	1	1	0	26.1	22	12	12	6	17
Atlanta Totals		1-2	4.10	4	4	1	1	0	26.1	22	12	12	6	17
M.L. Totals		1-2	4.10	4	4	1	1	0	26.1	22	12	12	6	17

GREENE'S CAREER TRANSACTIONS

—Selected by the Braves in the first round of the June 1985 draft.

—Pitching—

—Batting—

Year	Club	GF	HR	IBB	HB	WP	BK	AB	R	H	2B	3B	HR	RBI	AVG.
1989	Atl	0	5	1	0	1	0	10	1	1	0	0	0	0	.100
Totals		0	5	1	0	1	0	10	1	1	0	0	0	0	.100

GREENE (continued)

GREENE—DETAILED PITCHING STATISTICS

	1989							CAREER						
	W-L-S	ERA	G	IP	H	ER	SO	W-L-S	ERA	G	IP	H	ER	SO
Season	1-2-0	4.10	4	26.1	22	12	17	1-2-0	4.10	4	26.1	22	12	17
Home	1-0-0	0.00	1	9.0	3	0	7	1-0-0	0.00	1	9.0	3	0	7
Road	0-2-0	6.23	3	17.1	19	12	10	0-2-0	6.23	3	17.1	19	12	10
vs. Atl														
Cin	0-0-0	7.20	1	5.0	5	4	5	0-0-0	7.20	1	5.0	5	4	5
Hou	1-1-0	1.69	2	16.0	9	3	9	1-1-0	1.69	2	16.0	9	3	9
LA	0-1-0	8.44	1	5.1	8	5	3	0-1-0	8.44	1	5.1	8	5	3
SD														
SF														
NL West	1-2-0	4.10	4	26.1	22	12	17	1-2-0	4.10	4	26.1	22	12	17
vs. Chi														
Mtl														
NY														
Pha														
Pit														
StL														
NL East														
Pre-ASG														
Post-ASG	1-2-0	4.10	4	26.1	22	12	17							
In April														
May														
June														
July														
August														
Sept/Oct	1-2-0	4.10	4	26.1	22	12	17							
Day	0-0-0	7.20	1	5.0	5	4	5							
Night	1-2-0	3.38	3	21.1	17	8	12							
Start	1-2-0	4.10	4	26.1	22	12	17							
Relief														

GREENE/M.L. FIELDING

Year	PCT	G	PO	A	E	TC	DP
1989	1.000	4	2	2	0	4	0
Totals	1.000	4	2	2	0	4	0

GREENE CAREER HIGHS

MOST K'S: 7, 9/21/89 vs. Houston;
 LONGEST WINNING STREAK: 1,
 9/21/89; LONGEST LOSING
 STREAK: 1, 9/15/89; LONGEST
 SCORELESS STREAK: 9.0 IP,
 9/21/89 vs. Hou.; FEWEST HITS
 CG: 3, 9/21/89 vs. Houston; LONG-
 EST RELIEF APPEARANCE: —

Tommy Gregg #16



POSITION: OF
BATS: L **THROWS:** L
HT: 6'1" **WT:** 190

OPENING DAY AGE: 26
BORN: July 29, 1963, at Boone, NC
RESIDES: Winston-Salem, NC
M.L. SERVICE: 1 + 089
CONTRACT STATUS: Signed thru '90

ACQUIRED: Obtained by the Braves from the Pittsburgh Pirates Sept. 1, 1988, as the player to be named later in the Aug. 28, 1988, trade of Ken Oberkfell to the Pirates.

GREGG (continued)

1989 SEASON: The day after recording the Braves' only 5-hit game in 1989, Gregg had a promising season interrupted when he broke a bone in his right foot while diving after a sinking liner by Houston's Bill Doran April 19 ... Placed on 15-day DL on April 20, and missed 37 games ... Gregg, who had 14 hits in 36 ABs (.389) before his injury, went 9 x 21 in 6 games after his return, raising his BA to a season high .404 on June 6 ... Slumped thereafter, hitting only .201 rest of season ... Hit .393 (11 x 28) with runners in scoring position in the first half; after All-Star break, went 2 x 25 with RISP ... Led Braves with 2 pinch-hit HRs ... His first pinch-hit blast, on Aug. 22, broke up a no-hitter by St. Louis' Ted Power in the 8th inning of a game eventually won by the Cards, 10-5 ... Shifted to 1B after Gerald Perry was lost for season, making his M.L. debut there on July 13 ... Did not commit an error in 37 games at first (280 total chances) ... Pounded Houston pitching for 13 hits in 29 ABs (.448).

PRO CAREER: 1988—Started 5 games in LF and 2 in CF after coming over from the Pirates ... Had 5 hits in first 11 ABs ... Hit .200 with 1 HR and 3 RBI in 14 games for Pirates and .294 with 6 HRs and 27 RBI in 72 games for Buffalo, Pittsburgh's affiliate in the AAA American Association.

1987—Named to TOPPS/National Association and BASEBALL AMERICA's Class AA All-Star teams, as well as Eastern League post-season all-star squad ... Led league in batting (.371) and on-base percentage (.465) while starring for Harrisburg ... Made Major League debut Sept. 14 vs. Montreal ... Got 1st M.L. hit, a pinch double, Sept. 30 vs. Chicago's Jay Baller ... **1986**—Spent 1st full pro season playing for Nashua in Eastern League ... **1985**—Hit .313 in 72 games for Macon in the Class A South Atlantic League after being picked in the 7th round of the June draft.

PERSONAL/MISC.: Full name WILLIAM THOMAS GREGG ... Single ... 1981 graduate of R.J. Reynolds High School in Winston-Salem ... Three-sport standout in high school ... Majored in psychology at Wake Forest University, where he played football (wide receiver and kick returner) and baseball ... Earned All-ACC honors in baseball.

GREGG'S CAREER RECORD

YR	CLUB	AVG	G	AB	R	H	2B	3B	HR	RBI	BB	SO	SB
85	Macon	.313	72	259	43	81	14	2	1	18	49	38	16
86	Nashua	.268	126	421	55	113	13	4	1	29	66	48	11
87	Harrisburg	.371	133	461	99	171	22	9	10	82	84	47	35
	Pittsburgh	.250	10	8	3	2	1	0	0	0	0	2	0
88	Buffalo	.294	72	252	34	74	12	0	6	27	25	26	7
	Pittsburgh	.200	14	15	4	3	1	0	1	3	1	4	0
	ATLANTA	.345	11	29	1	10	3	0	0	4	2	2	0
89	ATLANTA	.243	102	276	24	67	8	0	6	23	18	45	3
Minor Totals		.315	403	1393	231	439	61	15	18	156	224	159	69
A.L. Totals		—	—	—	—	—	—	—	—	—	—	—	—
N.L. Totals		.250	137	328	32	82	13	0	7	30	21	53	3
Atlanta Totals		.252	113	305	25	77	11	0	6	27	20	47	3
M.L. Totals		.250	137	328	32	82	13	0	7	30	21	53	3

GREGG'S CAREER TRANSACTIONS

- Selected seventh by the Pirates in the 1985 June draft.
- Traded to Atlanta as the player to be named later in exchange for Ken Oberkfell August 28, 1988.

GREGG'S N.L. HOME RUNS BY BALLPARK

at Atlanta	2	at Houston	1	at New York	0	at St. Louis	0
at Chicago	0	at Los Angeles	1	at Philadelphia	0	at San Diego	1
at Cincinnati	1	at Montreal	1	at Pittsburgh	0	at San Francisco	0

GREGG (continued)

GREGG—DETAILED HITTING STATISTICS

	1989						CAREER				
	AVG.	G	AB	H	HR	RBI	AVG.	AB	H	HR	RBI
Season	.243	102	276	67	6	23	.250	328	82	7	30
Home	.293	44	116	34	2	10	.285	151	43	2	16
Road	.206	58	160	33	4	13	.220	177	39	5	14
vs. Cin	.242	12	33	8	1	2	.244	45	11	1	2
Hou	.406	13	32	13	1	6	.405	37	15	1	8
LA	.288	16	52	15	1	5	.280	57	16	1	5
SD	.042	11	24	1	1	1	.179	39	7	2	4
SF	.255	16	51	13	0	3	.240	54	13	0	5
NL West	.260	68	192	50	4	17	.267	232	62	5	24
vs. Chi	.375	5	8	3	0	0	.500	10	5	0	0
Mtl	.286	4	14	4	1	3	.250	16	4	1	3
NY	.043	7	23	1	0	0	.074	27	2	0	0
Pha	.111	6	9	1	0	1	.076	13	1	0	1
Pit	.231	5	13	3	0	0	.230	13	3	0	0
StL	.294	7	17	5	1	2	.294	17	5	1	2
NL East	.202	34	84	17	2	6	.208	96	20	2	6
Pre-ASG	.300	45	130	39	1	14					
Post-ASG	.192	57	146	28	5	9					
In April	.389	13	36	14	1	8					
May											
June	.279	27	86	24	0	5					
July	.158	19	57	9	1	4					
August	.222	25	63	14	3	4					
Sept/Oct	.176	18	34	6	1	2					
Day	.269	21	52	14	1	7					
Night	.237	81	224	53	5	16					
Grass	.234	75	205	48	3	16					
Turf	.268	27	71	19	3	7					
vs. RHP	.247	—	219	54	6	21					
LHP	.228	—	57	13	0	2					
Pinch Hitting	.214	—	28	6	2	5					

GREGG CAREER HIGHS

MOST HITS: 5, 4/18/89 vs. Hou.;
 MOST RBI: 3, 4/16/89 at SF; MOST
 HR: 1, 6 Times, Last-9/17/89 at LA;
 MOST SB: 2, 8/27/89 at Chi.;
 LONGEST HITTING STREAK: 4G,
 6/25-6/28/89

GREGG/M.L. FIELDING

OF

Year	PCT	G	PO	A	E	TC	DP
1987	1.000	4	1	0	0	1	0
1988	1.000	13	26	1	0	27	1
1989	.967	48	57	1	2	60	0
Totals	.977	65	84	2	2	88	1

1B

Year	PCT	G	PO	A	E	TC	DP
1989	1.000	37	264	16	0	280	18
Totals	1.000	37	264	16	0	280	18

BRAVES BITS

DID YOU KNOW ... Ralph Garr's first Major League stolen base was a steal of home in September, 1968.

Dwayne Henry #46



POSITION: RHP
BATS: R **THROWS:** R
HT: 6'3" **WT:** 205

OPENING DAY AGE: 28
BORN: February 16, 1962, at Elkton, MD
RESIDES: Middletown, DE
M.L. SERVICE: 1 + 139
CONTRACT STATUS: Signed thru '90

ACQUIRED: Traded to the Braves by the Texas Rangers in exchange for Dave Miller, March 30, 1989.

1989 SEASON: Provided overpowering relief for R-Braves, fanning 101 batters in 84.2 IP, and yielding only 43 hits ... Promoted to Atlanta on Sept. 6, and picked up 1st NL save on Sept. 9, at Cin ... Recorded 16 Ks in 12.2 IP with Atlanta ... Has spent parts of last 6 seasons in Majors.

PRO CAREER: 1988—Finished 2nd on Oklahoma City (AAA) staff in games (46) and saves (7) ... As a reliever, struck out 83 in 59.1 IP, the best K ratio among American Association relievers ... Hurlled 8.2 hitless innings over 4 outings in May, with 15 Ks, and was called up by Texas on May 26 ... Sent back to AAA on June 1 after 1 relief outing with Texas (4 ERs in 2.2 IP) ... Called up again by Rangers on Sept. 1, making 10 appearances in relief ... **1987**—Split 8 decisions at Oklahoma City, posting a 3-1 mark in 22 relief outings and a 1-3 record as a starter ... Was on the DL July 6-24, with tendinitis in right shoulder ... Purchased by Rangers on Aug. 24 and made 5 relief appearances the remainder of campaign ... **1986**—Began season with Texas and went 1-0 in 17 games before being placed on DL May 30 with an inflamed ulnar nerve in right elbow ... Sent to Oklahoma City on rehabilitation assignment June 17-July 7, before being outrighted to 89ers on July 8 ... Pitched in 2 games after Sept. 5 call-up by Texas ... **1985**—Converted from a starter to a reliever in June ... Won 5 of 6 decisions with 9 saves in 22 relief appearances, allowing only 1 ER in 39.0 IP (0.23 ERA), before Aug. 12 promotion to Texas ... Notched 1st M.L. win same day vs. Toronto and 1st save Sept. 1 vs. Seattle ... Held Texas League batters to a .176 BA, the lowest mark in the circuit ... **1984**—With Tulsa, tied for 7th in Texas League with 8 saves ... Recalled by Rangers on Sept. 4, and made M.L. debut on Sept. 7, at Min ... **1983**—Appeared in only 12 games with Tulsa and Sarasota while on rehabilitation program for arm problems ... **1982**—Threw 18.2 SHO innings at Burlington before undergoing ulnar nerve surgery on right elbow, in similar operation performed on Tommy John in '74 ... **1981**—Went 8-7 in 22 games for Asheville ... **1980**—Began pro career at Sarasota.

PERSONAL/MISC.: Full name DWAYNE ALLEN HENRY ... Married the former Hope Elaine Yellowdy on Jan. 17, 1987 ... Has spent his off-seasons helping coach the Middletown High School basketball team.

BRAVES BITS

DID YOU KNOW ... Tony Cloninger pitched all 13 innings in the Braves' 3-2 loss to the Pittsburgh Pirates on opening night April 12, 1966. The Braves' runs came on Joe Torre's two solo homers, including one in the bottom of the 13th after Willie Stargell had broken a 1-1 tie with a two-run blast in the top of the inning.

HENRY (continued)

HENRY'S CAREER RECORD

YR	CLUB	W-L	ERA	G	GS	CG	SHO	SV	IP	H	R	ER	BB	SO
80	Sarasota	5-1	2.67	11	11	1	1	0	54.0	36	23	16	28	47
81	Asheville	8-7	4.43	25	25	1	0	0	134.0	120	81	66	58	86
82	Burlington	2-0	0.00	4	4	0	0	0	18.2	6	0	0	6	25
83	Tulsa	0-0	5.79	9	2	0	0	1	14.0	16	14	9	19	14
	Sarasota	0-0	4.00	3	2	0	0	0	9.0	10	6	4	1	10
84	Tulsa	5-8	3.39	33	12	1	1	8	85.0	65	42	32	60	79
	Texas	0-1	8.31	3	0	0	0	0	4.1	5	4	4	7	2
85	Tulsa	7-6	2.66	34	11	0	0	9	81.1	51	32	24	44	97
	Tulsa	2-2	2.57	16	0	0	0	3	21	16	7	6	7	20
86	Texas	1-0	4.66	19	0	0	0	0	19.1	14	11	10	22	17
	Okla City	2-1	5.89	28	1	0	0	3	44.1	51	30	29	27	41
87	Okla City	4-4	4.98	29	8	0	0	3	68.2	66	39	38	48	55
	Texas	0-0	9.00	5	0	0	0	0	10.0	12	10	10	9	7
88	Okla City	5-5	5.59	46	3	0	0	7	75.2	57	51	47	54	98
	Texas	0-1	8.71	11	0	0	0	1	10.1	15	10	10	9	10
89	Richmond	11-5	2.44	41	6	0	0	1	84.2	43	28	23	61	101
	Atlanta	0-2	4.26	12	0	0	0	1	12.2	12	6	6	5	16
Minor Totals		49-37	3.87	263	85	3	2	32	669.1	521	346	288	406	653
A.L. Totals		3-4	5.54	54	0	0	0	4	65.0	62	42	40	54	56
M.L. Totals		0-2	4.26	12	0	0	0	1	12.2	12	6	6	5	16
Atlanta Totals		0-2	4.26	12	0	0	0	1	12.2	12	6	6	5	16
M.L. Totals		3-6	5.33	66	0	0	0	5	77.2	74	48	46	59	72

HENRY'S CAREER TRANSACTIONS

- Selected by Texas in 2nd round of 1980 June draft.
- On rehabilitation assignment, June 17-July 7, 1986.
- Obtained by Braves from Texas in exchange for Dave Miller March 30, 1989.

—Pitching—

—Batting—

Year	Club	GF	HR	IBB	HB	WP	BK	AB	R	H	2B	3B	HR	RBI	AVG.
1984	Tex	1	0	0	0	0	0								
1985	Tex	10	0	0	0	1	0								
1986	Tex	4	1	0	1	7	1								
1987	Tex	1	2	0	0	1	0								
1988	Tex	5	1	1	3	3	1								
1989	Atl	6	2	1	0	1	0	0	0	0	0	0	0	0	—
Totals		27	6	2	4	13	2	0	0	0	0	0	0	0	—

HENRY—DETAILED PITCHING STATISTICS

Season	1989							CAREER						
	W-L-S	ERA	G	IP	H	ER	SO	W-L-S	ERA	G	IP	H	ER	SO
Season	0-2-1	4.26	12	12.2	12	6	16	3-6-5	5.07	83	94.0	91	53	90
Home	0-0-0	2.45	6	7.1	2	2	9	3-2-4	4.50	44	50.0	39	25	50
Road	0-2-1	6.75	6	5.1	10	4	7	0-4-1	5.73	39	44.0	52	28	40
vs. Atl														
Cin	0-1-1	4.91	4	3.2	5	2	5	0-1-0	4.91	4	3.2	5	2	5
Hou	0-0-0	0.00	3	3.0	2	0	3	0-0-0	0.00	3	3.0	2	0	3
LA	0-0-0	2.45	2	3.2	3	1	4	0-0-0	2.45	2	3.2	3	1	4
SD	0-1-0	27.00	1	.2	1	2	2	0-1-0	27.00	1	.2	1	2	2
SF	0-0-0	5.40	2	1.2	1	1	2	0-0-0	5.40	2	1.2	1	1	2
NL West	0-2-1	4.26	12	12.2	12	6	16	0-2-1	4.26	12	12.2	12	6	16
NL East														
Pre-ASG														
Post-ASG	0-2-1	4.26	12	12.2	12	6	16							
In Sept/Oct	0-2-1	4.26	12	12.2	12	6	16							
Day	0-1-1	2.57	5	7.0	7	2	8							
Night	0-1-0	6.35	7	5.2	5	4	8							
Start														
Relief	0-2-1	4.26	12	12.2	12	6	16							

HENRY CAREER HIGHS

MOST K'S: 5, 5/7/86 vs. Det.;
 LONGEST WINNING STREAK: 1, 3
 Times, Last 5/7/86 vs. Det.; LONG-
 EST LOSING STREAK: 2, 2 Times,
 Last 9/10-13/89; LONGEST SCORE-
 LESS STREAK: 7.0 IP, 8/14-26/85;
 FEWEST HITS CG: —, LONGEST
 RELIEF APPEARANCE: 4.0 IP,
 9/9/87 at Oak.

HENRY (continued)

HENRY/M.L. FIELDING							
Year	PCT	P					
		G	PO	A	E	TC	DP
1984	.000	3	0	0	0	0	0
1985	.750	16	1	2	1	4	1
1986	1.000	19	0	4	0	4	0
1987	1.000	5	2	1	0	3	0
1988	1.000	11	1	0	0	1	0
1989	.500	12	1	0	1	2	0
Totals	.857	66	5	7	2	14	1

Dennis Hood #64



POSITION: OF
BATS: R **THROWS:** R
HT: 6'2" **WT:** 180

OPENING DAY AGE: 23
BORN: July 13, 1966, at Pasadena, CA
RESIDES: Pasadena, CA
M.L. SERVICE: 0 + 000
CONTRACT STATUS: Signed thru '90

ACQUIRED: Was the Braves' 12th selection in the 1984 June draft.

1989 SEASON: Swiped 32 bases, the 4th consecutive year he has accumulated 30+ SBs ... Finished 2nd in the organization in SBs (only Durham's Andy Tomberlin, with 35, had more) ... Led G-Braves in games played with 136 ... Hit 5 HRs in league playoffs, Sept. 2-9; Slammed 3 homers in a 4-game series vs. Orlando, then added 2 round-trippers in 3-game set vs. Birmingham ... Collected 4 hits in 5 ABs, with 4 runs scored, 1 2B, 1 HR, and 1 RBI in a 10-1 rout at Charlotte, Aug. 30 ... Stole 3 bases at Orlando, June 9.

PRO CAREER: 1988—Spent whole year, his 1st at AA level, at Greenville of Southern League ... Led team with 31 stolen bases, giving him 106 in past 3 seasons ... Hit .257 with 14 HRs and 47 RBI in 141 games. ... **1987**—The 4-year pro spent the entire season at Durham, his first taste of Carolina League action ... Easily led the Bulls in stolen bases w/32 ... Was 3rd on the club w/73 runs scored and 63 doubles ... Was 5th w/118 hits & 6th w/19 doubles. ... **1986**—Led South Atlantic League in games (135) and ABs (562) ... Was 2nd in runs (104); 4th in hits (142); T#4 in doubles (25) and 5th in stolen bases (43) ... Led all SAL outfielders in putouts and total chances ... **1985**—Tied for 2nd in Gulf Coast League in doubles (14) ... Led Bradenton Braves in games (59), hits (49) and GW-RBIs (4) ... **1984**—Began pro career at Bradenton ... Hit grand slam HR against Bradenton Pirates on August 9.

PERSONAL/MISC.: Full name DENNIS RAY HOOD ... Single ... Resides in Pasadena, CA ... Was a 1984 graduate of John Muir HS in Pasadena, where he played baseball, basketball and ran track. ... Cousin of the Cardinals' Willie McGee.

HOOD'S CAREER RECORD

YR	CLUB	AVG	G	AB	R	H	2B	3B	HR	RBI	BB	SO	SB
84	Bradenton	.200	49	155	16	31	7	0	1	18	15	40	4
85	Bradenton	.240	59	204	19	49	14	0	1	17	21	59	7
86	Sumter	.253	135	562	104	142	25	3	7	42	62	146	43
87	Durham	.269	120	438	73	118	19	4	13	62	51	114	32
88	Greenville	.257	141	525	85	135	15	8	14	47	52	139	31
89	Greenville	.252	136	464	68	117	20	5	11	44	48	124	32
Minor Totals		.252	640	2348	365	592	100	20	47	230	249	622	149

HOOD'S CAREER TRANSACTIONS

—Selected by Atlanta Braves in 12th round of 1984 June free-agent draft.

Brian Hunter #61



POSITION: OF
BATS: R **THROWS:** L
HT: 6'0" **WT:** 195

OPENING DAY AGE: 22
BORN: March 4, 1968, Tor, CA
RESIDES: Long Beach, CA
M.L. SERVICE: 0 + 000
CONTRACT STATUS: Signed thru '90

ACQUIRED: Was the Braves' 8th round draft choice in the 1987 June draft.

1989 SEASON: Garnered Greenville Player of the Year honors in 1st AA season ... Supplied power at the plate for 2nd straight year; set a Greenville team record with 19 HRs (7th in the league), and added 82 RBI (5th in league and highest total in Braves' minor league system in '89) ... Bounced back from a .213, 8 HR, 35 RBI 1st half to hit .284 with 11 HRs and 47 RBI the remainder of the campaign ... Led the G-Braves to a 10-9 win at Columbus Aug. 13 (game 1), going 3 x 3, with a double, triple, homer and 5 RBI.

PRO CAREER: 1988—Tied for Midwest League lead in HRs with 22: led Burlington in RBI (71) ... **1987**—Led Appalachian League first basemen in double plays with 47.

PERSONAL/MISC: Full name BRIAN RONALD HUNTER ... Single, 1985 graduate of Paramount (CA) High School and was second team All-League in baseball ... Graduated from Cerritos Community College in 1988 ... Named to All-Southern California Junior College team ... Honored as MVP for leading Cerritos to state championship.

HUNTER'S CAREER RECORD

YR	CLUB	AVG	G	AB	R	H	2B	3B	HR	RBI	BB	SO	SB
87	Pulaski	.231	65	251	38	58	10	2	8	30	18	47	3
88	Burlington	.259	117	417	58	108	17	0	22	71	45	90	7
	Durham	.347	13	49	13	17	3	0	3	9	7	8	2
89	Greenville	.253	124	451	57	114	19	2	19	82	33	62	5
	Minor Totals	.254	319	1168	166	297	49	4	52	192	103	207	17

HUNTER'S CAREER TRANSACTIONS

—Selected by the Braves in the 8th round of the 1987 June draft.

Alexis Infante #58



POSITION: INF
BATS: R **THROWS:** R
HT: 5'10" **WT:** 188

OPENING DAY AGE: 28
BORN: December 4, 1961, at Barquisimeto, Venezuela
RESIDES: Barquisimeto, Venezuela
M.L. SERVICE: 0 + 143
CONTRACT STATUS: Signed thru '90

ACQUIRED: Braves purchased contract from Toronto Blue Jays, Nov. 20, 1989.

INFANTE (continued)

1989 SEASON: Began season at Syracuse (AAA) of International League, and was recalled April 8 to replace disabled Tony Fernandez ... Outrighted to Syracuse on June 6, then had his contract purchased again by the Blue Jays on Sept. 6 ... Hit .208 in 67 games for Syracuse, and went 2 x 12 (.167) in 20 games for Toronto.

PRO CAREER: 1988—Named the MVP of the Syracuse Chiefs (AAA) after hitting .300 in 97 games ... Recalled by Blue Jays on May 6, and picked up 1st M.L. hit May 10 ... Contract was assigned to Syracuse on June 1, where he played until Sept. 2, when he was again recalled by Toronto ... Hit .337 in August for Syracuse ... **1987**—Spent campaign at Syracuse, playing both SS and 3B ... Hit .226 in 107 games ... Recalled by Toronto on Sept. 1, and made M.L. debut as a pinch-runner Sept. 27 vs. Detroit ... **1986**—Was batting .275 in 57 games for Syracuse through June 17, before being lost for season after breaking collarbone in home plate collision ... **1985**—Led all I.L. shortstops with 699 total chances, 225 putouts, 432 assists, and 84 double plays ... Paced Syracuse with 29 SBs ... **1984**—Split season between Knoxville (AA) and Syracuse ... Hit .265 in 67 games at AA before his June 20 promotion ... Hit .222 for Syracuse in 72 games the remainder of '84 ... **1983**—With Florence (A), finished 4th in South Atlantic League in SBs with 37 ... **1982**—Began pro career at Bradenton.

PERSONAL/MISC: Full name FERMIN ALEXIS INFANTE ... Married, wife's name Reina ... Two children, Alexandra and Darwin.

INFANTE'S CAREER RECORD

YR	CLUB	AVG	G	AB	R	H	2B	3B	HR	RBI	BB	SO	SB
82	Bradenton	.292	37	137	17	40	7	2	0	15	9	15	6
83	Florence	.279	128	480	88	134	25	3	4	56	44	77	37
84	Knoxville	.265	67	253	28	67	13	1	2	29	16	26	6
	Syracuse	.222	72	225	27	50	6	1	0	7	14	33	7
85	Syracuse	.241	136	453	63	109	10	5	2	39	46	65	29
86	Syracuse	.275	57	193	27	53	6	2	0	15	15	20	6
87	Syracuse	.226	107	319	40	72	7	4	2	30	23	37	18
	Toronto	—	1	0	0	0	0	0	0	0	0	0	0
88	Syracuse	.300	97	340	48	102	15	4	2	28	19	27	21
	Toronto	.200	19	15	7	3	0	0	0	0	2	4	0
89	Syracuse	.208	67	250	39	52	5	0	0	17	25	33	10
	Toronto	.167	20	12	1	2	0	0	0	0	0	1	1
Minor Totals		.237	768	2650	377	679	94	22	12	236	211	333	140
A.L. Totals		.185	40	27	8	5	0	0	0	0	2	5	1
N.L. Totals		—	—	—	—	—	—	—	—	—	—	—	—
Atlanta Totals		—	—	—	—	—	—	—	—	—	—	—	—
M.L. Totals		.185	40	27	8	5	0	0	0	0	2	5	1

INFANTE'S CAREER TRANSACTIONS

- Signed as a free agent by the Toronto Blue Jays December 8, 1981.
- Purchased by Braves from Toronto November 20, 1989.

INFANTE/M.L. FIELDING

3B							
Year	PCT	G	PO	A	E	TC	DP
1988	.909	9	4	6	1	11	0
1989	1.000	4	0	1	0	5	0
Totals	.917	13	4	7	1	16	0
2B							
Year	PCT	G	PO	A	E	TC	DP
1988	.000	2	0	0	0	0	0
1989	1.000	1	3	3	0	6	1
Totals	1.000	3	3	3	0	6	1
SS							
Year	PCT	G	PO	A	E	TC	DP
1989	1.000	9	3	9	0	12	2
Totals	1.000	9	3	9	0	12	2

INFANTE (continued)

INFANTE'S—DETAILED HITTING STATISTICS

	1989						CAREER				
	AVG.	G	AB	H	HR	RBI	AVG.	AB	H	HR	RBI
Season	.167	20	12	2	0	0	.185	27	5	0	0
Home	.125	14	8	1	0	0	.174	23	4	0	0
Road	.250	6	4	1	0	0	.250	4	1	0	0
vs. Cin											
Hou											
LA											
SD											
SF											
NL West											
vs. Chi											
Mtl											
NY											
Pha											
Pit											
StL											
NL East											
Pre-ASG	.285	13	7	2	0	0					
Post-ASG	.000	7	5	0	0	0					
In April	.250	7	4	1	0	0					
May	.333	6	3	1	0	0					
June	.000	1	0	0	0	0					
July											
August											
Sept/Oct	.000	6	5	0	0	0					
Day	.200	9	5	1	0	0					
Night	.143	11	7	1	0	0					
Grass	.250	5	4	1	0	0					
Turf	.125	15	8	1	0	0					
vs. RHP	.111	—	9	1	0	0					
LHP	.333	—	3	1	0	0					
Pinch Hitting	.000	1	1	0	0	0					

INFANTE CAREER HIGHS

MOST HITS: 1, 5 Times,
Last-5/5/89 vs. Calt.; MOST RBI:
None; MOST HR: None; MOST SB:
1, 4/30/89 at Calt.; LONGEST HIT-
TING STREAK: 1G, 5/5/89

Charlie Leibrandt #45



POSITION: LHP
BATS: R **THROWS:** L
HT: 6'3" **WT:** 200

OPENING DAY AGE: 33
BORN: October 4, 1956, at Chicago, IL
RESIDES: Leawood, KS
M.L. SERVICE: 8 + 010
CONTRACT STATUS: Signed thru '90

ACQUIRED: Was traded to the Atlanta Braves, along with Rick Luecken, in exchange for Gerald Perry and Jim Lemasters Dec. 15, 1989.

LEIBRANDT (continued)

1989 SEASON: Leibbrandt's 5-11 mark in '89 ended a string of 5 consecutive winning seasons, which saw him leave his name in Kansas City's record books in numerous lifetime categories: T4th in starts with 187, 6th in wins with 76 and IP with 1257, 7th in SOs with 347, T7th in SHO's with 10, and 8th in CGs with 34 ... Pitched effectively in April (2-2, 2.72 ERA in 6 starts), but slumped thereafter, winning his final game at Chicago, 6-3, on June 30 ... Moved to bullpen in August, and posted a 1.64 ERA in 6 relief outings over remainder of season ... Blanked the Red Sox at Fenway Park, 10-0, going the distance in a 5-hit SHO on April 23 ... Over his 5 years with KC, Leibbrandt pitched 7.0 innings or more and allowed 3 ERs or less in 131 of his 187 starts (70%).

PRO CAREER: 1988—Came on strong after 3-10 start to record 5th straight winning season ... Lost only 1 game after July 15, while compiling a 2.49 ERA over final 18 starts ... Hurled career-high 243.0 innings ... Threw a 2-hit shutout at Oakland on June 15, as KC stopped the A's, 2-0 ... Solid pitching in July (3-1, 1.99 ERA) and August (4-0, 3.21 ERA) earned him back-to-back Royals' Pitcher of the Month honors ... Did not surrender more than 2 runs in 5 of 6 July outings ... Recorded a career-high 11 strikeouts in a 4-1 CG triumph at Baltimore, July 31 ... Picked up his 2nd SHO of season Aug. 31, 1-0 over Cleveland ... Went 5-0, July 31-Aug. 31 ... Led Royals' staff with 8 runners picked off first base ... **1987—**Registered impressive numbers, ranking 6th in AL in ERA (3.41), and T3rd in loop with 3 SHO's ... Gave best performance of career on May 16, allowing only a 6th-inning bunt single by Milwaukee's Bill Schroeder in a 13-0 Royals win at KC ... Represented 1st 1-hitter for a KC pitcher since Vida Blue turned the trick against Seattle in '82 ... Selected as KC's Pitcher of the Month in July and Aug. ... **1986—**Paced KC staff with 14 wins, 34 starts, 8 CGs, and 231.1 IP ... Spun a 4-0 record in April, becoming the 3rd KC pitcher to do so ... Was sole KC hurler to work over 200 innings ... **1985—**Royals' World Championship season was due in large part to Leibbrandt's excellent campaign ... Besides winning 17 of 26 decisions, Leibbrandt compiled a 2.69 ERA, the 2nd-lowest in the AL, and the lowest among AL lefties ... Also set a single-season record for lowest ERA among KC southpaw starters (a record which still stands through 1989) ... His .654 winning percentage ranked 4th in junior circuit ... Strongest efforts came in April (3-0, 1.69 ERA) and Sept. (4-1, 0.91 ERA), becoming the only hurler in league to capture AL Pitcher of the Month honors twice ... Topped Royals' staff in playoffs and World Series with 31.2 IP and 16 Ks ... Came out of bullpen in Game 7 of ALCS, allowing only 2 ERs in 5.1 innings of middle relief, and was the winning pitcher in KC's 6-2 pennant clincher over Toronto ... Dropped 6-1 decision at Tor. in Game 1, and carried 2-hit shutout into 9th inning of Game 4, before losing, 3-1 ... In Game Two of World Series vs. St. Louis, he limited the Cards to 2 hits through 1st 8 innings, but saw Redbirds strike for 4 runs in 9th en route to a 4-2 win ... Held the Cardinals in check yet again in Game 6 (7.2 IP, 4 H, 1 R, 1 ER, 2 BB, 4 K), but left the contest trailing, 1-0 ... (Was taken off the hook in the 9th inning as KC rallied to a 2-1 triumph) ... During '85 post-season, KC scored only 6 runs in Leibbrandt's 4 starts ... **1984—**Earned promotion to Kansas City after fashioning a 7-1 record and a 1.24 ERA in 9 starts at Omaha (AAA), including 3 SHO's ... After May 30 recall, Leibbrandt won his KC debut June 1 vs. Min (8.0 IP, 6 H, 1 ER, 2 BB, 3 K) ... Proceeded to pitch into 7th inning in 19 of 23 starts ... Permitted 3 runs or less in 16 starts ... Won KC's division-clinching, 6-5 victory at Oakland on Sept. 28 ... Allowed only 3 hits in 8.0 innings in Game 3 of the ALCS at Detroit, but still lost a 1-0 decision ... Promoted to Milwaukee in Sept., making ML Debut on Sept. 16 ... **1982—**Went 5-7 for Reds in 36 games, with 25 coming in relief ... Recorded his only 2 M.L. saves that season ... **1981—**Spent most of season at Indianapolis (AAA), finishing with a solid 2.93 ERA in 25 starts ... Went 1-1 in 7 games for Reds, his 1 win coming in a 5-hit SHO at Hou ... **1980—**Tossed 5-hit SHO in 1st M.L. start, a 5-0 win over Braves (9.0 IP, 5 H, 0 R, 3 BB, 5 K) ... Went 10-9 for Reds in 36 outings ... **1979—**Although only 8-14 at Indianapolis, turned in a fine 2.94 ERA in 27 games ... Recalled by Reds on Sept. 8, and made M.L. debut in relief on Sept. 17, at SF (2.0 IP, 1 H, 0 R, 2 BB) ... **1978—**Split 1st season of pro career at Eugene (A), Tampa (A), and Indianapolis.

PERSONAL/MISC.: Full name CHARLES LOUIS LEIBRANDT, JR. ... Married, wife's name Corinne ... Two children: Lauren Melissa (June 2, 1985) and Ryan Charles (Feb. 12, 1987) ... 1974 graduate of Loyola Academy in Wilmette, IL ... Had career 21-6 mark in high school, with a 1.25 ERA ... Graduated from Miami (Ohio) in 1978, with a B.S. degree in Business Management ... Compiled college career log of 23-17, establishing several school records ... Was inducted into the Miami of Ohio Sports Hall of Fame in Feb., 1988.

LEIBRANDT (continued)

LEIBRANDT'S CAREER RECORD

YR	CLUB	W-L	ERA	G	GS	CG	SHO	SV	IP	H	R	ER	BB	SO
78	Eugene	2-0	4.05	3	2	1	0	0	20.0	24	13	9	5	18
	Tampa	4-1	0.77	6	6	5	2	0	47.0	26	4	4	17	40
	Indianapolis	2-1	2.79	4	4	1	1	0	29.0	20	9	9	12	12
79	Indianapolis	8-14	2.94	27	26	5	2	0	162.0	146	67	53	65	100
	Cincinnati	0-0	0.00	3	0	0	0	0	4.0	2	2	0	2	1
80	Cincinnati	10-9	4.24	36	27	5	2	0	174.0	200	84	82	54	62
81	Indianapolis	9-7	2.93	25	25	5	1	0	169.0	149	76	55	75	101
	Cincinnati	1-1	3.60	7	4	1	1	0	30.0	28	12	12	15	9
82	Cincinnati	5-7	5.10	36	11	0	0	2	107.2	130	68	61	48	34
83	Indianapolis	3-4	3.87	11	11	2	1	0	79.0	73	41	34	35	56
	Omaha	6-6	4.57	16	16	4	0	0	106.1	108	72	54	42	72
84	Omaha	7-1	1.24	9	9	4	3	0	72.2	51	14	10	16	38
	Kansas City	11-7	3.63	23	23	0	0	0	143.2	158	65	58	38	53
85	Kansas City	17-9	2.69	33	33	8	3	0	237.2	223	86	71	68	108
86	Kansas City	14-11	4.09	35	34	8	1	0	231.1	238	112	105	63	108
87	Kansas City	16-11	3.41	35	35	8	3	0	240.1	235	104	91	74	151
88	Kansas City	13-12	3.19	35	35	7	2	0	243.0	244	98	86	62	125
89	Kansas City	5-11	5.14	33	27	3	1	0	161.0	196	98	92	54	73
Minor Totals		41-34	3.00	101	99	27	10	0	685.0	597	296	228	267	437
A.L. Totals		76-61	3.60	194	187	34	10	0	1257.0	1294	563	503	359	618
N.L. Totals		16-17	4.42	82	42	6	3	2	315.2	360	166	155	119	106
Atlanta Totals		—	—	—	—	—	—	—	—	—	—	—	—	—
M.L. Totals		92-79	3.77	276	229	40	13	2	1572.2	1654	729	658	478	724

LEIBRANDT'S CAREER TRANSACTIONS

- Selected by Cincinnati in 9th round of 1978 June draft.
- Traded to Kansas City in exchange for Bob Tufts June 7, 1983.
- Obtained by Braves from Kansas City, along with Rick Luecken, in exchange for Gerald Perry and Jim Lemasters Dec. 15, 1989.

—Pitching—

—Batting—

Year	Club	GF	HR	IBB	HB	WP	BK	AB	R	H	2B	3B	HR	RBI	AVG.
1979	Cin	1	0	0	0	0	0	0	0	0	0	0	0	0	—
1980	Cin	3	15	4	2	1	6	56	2	11	0	1	0	4	.196
1981	Cin	0	0	2	0	0	0	8	0	0	0	0	0	0	.000
1982	Cin	10	4	9	2	6	1	25	1	2	0	0	0	1	.080
1984	KC	0	11	2	3	5	1								
1985	KC	0	17	3	2	4	3								
1986	KC	0	18	0	4	2	1								
1987	KC	0	23	2	1	9	3								
1988	KC	0	20	3	4	10	4								
1989	KC	3	13	4	2	9	2								
Totals		17	121	29	20	46	21	89	3	13	0	1	0	5	.146

LEIBRANDT/M.L. FIELDING

Year	PCT	G	PO	A	E	TC	DP
1979	1.000	3	1	0	0	4	1
1980	.938	36	10	35	3	48	3
1981	1.000	7	0	7	0	7	0
1982	.958	36	5	18	1	24	0
1984	.889	23	9	15	3	27	1
1985	.986	33	19	53	1	73	2
1986	.983	35	14	43	1	58	3
1987	.946	35	15	55	4	74	4
1988	.954	35	19	43	3	65	2
1989	.941	33	6	26	2	34	0
Totals		.956	276	98	295	18	414

LEIBRANDT (continued)

LEIBRANDT—DETAILED PITCHING STATISTICS

Season	1989							CAREER						
	W-L-S	ERA	G	IP	H	ER	SO	W-L-S	ERA	G	IP	H	ER	SO
Season	5-11-0	5.14	33	161.0	196	92	73	76-60-0	3.60	194	1257.0	1294	503	651
Home	3-3-0	3.71	14	68.0	80	28	22	38-21-0	3.34	87	566.0	597	210	298
Road	2-8-0	6.19	19	93.0	116	64	51	38-39-0	3.82	107	691.0	697	293	353
vs. Atl								2-1-0	2.81	6	32.0	25	10	14
Cin														
Hou								2-2-0	3.58	9	50.1	54	20	24
LA								0-0-0	7.50	4	12.0	20	10	4
SD								4-3-0	3.37	15	74.2	82	28	25
SF								1-4-0	8.37	11	29.0	42	27	6
NL West								9-10-0	4.32	45	198.0	223	95	73
vs. Chi								1-1-0	3.10	5	20.1	20	7	12
Mtl								1-1-0	2.70	5	13.1	9	4	3
NY								1-1-0	7.43	4	23.0	40	19	12
Pha								2-1-0	4.66	9	29.0	30	15	4
Pit								0-0-0	2.46	4	7.2	8	2	2
StL								2-3-0	5.40	7	25.0	29	15	6
NL East								7-7-0	4.72	34	118.1	136	62	39
Pre-ASG	5-8-0	3.92	19	124.0	31	54	50							
Post-ASG	0-3-0	9.24	14	37.0	165	38	23							
In April	2-2-0	2.72	6	43.0	38	13	15							
May	1-3-0	5.19	6	34.2	43	20	12							
June	2-3-0	3.25	6	44.1	43	16	23							
July	0-2-0	13.50	5	15.1	36	23	4							
August	0-0-0	9.53	4	11.2	22	12	9							
Sept/Oct	0-1-0	5.25	6	12.0	14	8	7							
Day	1-3-0	5.64	11	44.2	62	28	20							
Night	4-8-0	4.95	22	116.1	134	64	53							
Start	5-11-0	5.40	27	150.0	186	90	62							
Relief	0-0-0	1.64	6	11.0	10	2	11							

LEIBRANDT CAREER HIGHS

MOST K'S: 11, 7/31/88 at Balt.;
LONGEST WINNING STREAK: 5,
7/31-8/31/88; LONGEST LOSING
STREAK: 5, 4/16-5/14/88; LONG-
EST SCORELESS STREAK: 22.0 IP,
7/21-8/7/87; FEWEST HITS CG: 1,
5/16/89 vs. Milwaukee; LONGEST
RELIEF APPEARANCE: 7.0 IP,
8/15/82 vs. SL

Mark Lemke #20



POSITION: IF
BATS: S **THROWS:** R
HT: 5'9" **WT:** 167

OPENING DAY AGE: 24
BORN: August 13, 1965, at Utica, NY
RESIDES: Whitesboro, NY
M.L. SERVICE: 0 + 036
CONTRACT STATUS: Signed thru '90

ACQUIRED: Was the Braves' 25th selection (27th round) in the 1983 June Draft.

1989 SEASON: Continued climb through Braves' organization with a strong season at AAA Richmond, leading the R-Braves with 61 RBI ... Ranked 5th among BASEBALL AMERICA's top 10 prospects in the International League, and the top 2nd baseman ... Won the MVP award in the Triple A Alliance All-Star game, and received post-season All-Star honors in the I.L. ... Only R-Brave to play in every game (146) ... A switch-hitter, Lemke batted .412 (7 x 17) from the right side after joining Atlanta, with 2 HRs and 8 RBI ... Played errorless ball in 14 games at 2B with Atlanta.

LEMKE (continued)

PRO CAREER: 1988—Hit .270 with 16 HRs, 80 RBI, 81 runs and 18 SBs in 143 games for Greenville, earning All-Star honors ... In fact, was runner-up for Player-of-the-Year in the SL ... Named recipient of Hank Aaron Award as top offensive player in Braves' minor league system ... **BASEBALL AMERICA** rated Lemke the 6th best Major League prospect in the SL ... A switch-hitter, he batted .350 (7 x 20) vs. right-handers while with Atlanta.

1987—Fashioned a solid season in his first taste of action at Class A Durham ... Earned Carolina League All-Star honors while leading the Bulls in doubles (28) and Home Runs (20) and tied for the lead in RBIs (68) ... Was also 2nd on the club in runs (75) and hits (143) ... Earned late-season promotion to AA Greenville on that effort ... **1986**—Paced Sumter in HRs (18) and was tied for the club lead in RBIs (66) ... Finished tied for 2nd in South Atlantic League in total bases (204), 4th in HRs and 5th in runs (99) ... Was the toughest player in league to strike out; fanned just 31 times in 448 ABs (once every 18ABs) ... Earned SAL All-Star honors ... **1985**—Struggled in first season at Sumter, batting just .216 w/20 RBIs ... **1984**—Earned Gulf Coast League All-Star honors ... Led league in ABs (243) and tied for league lead in games (63) ... Was 2nd in hits (67), 4th in total bases (87), 5th in runs scored (41) and 5th in walks (29) ... Also led GCL second sackers in fielding pct. (.977), total chances (391), putouts (175), assists (175) and double plays (39) ... **1983**—Began pro career at Bradenton.

PERSONAL/MISC.: Full name MARK ALAN LEMKE ... Single ... Resides in Whitesboro, NY ... Was a 1983 graduate of Notre Dame High School in Utica, NY, where he lettered in baseball and basketball ... He had originally signed a baseball letter of intent to Purdue University prior to signing with the Braves.

LEMKE'S CAREER RECORD

YR	CLUB	AVG.	G	AB	R	H	2B	3B	HR	RBI	BB	SO	SB
83	Bradenton	.263	53	209	37	55	6	0	0	19	30	19	10
84	Anderson	.149	42	121	18	18	2	0	0	5	14	14	3
	Bradenton	.276	63	243	41	67	11	0	3	32	29	14	2
85	Sumter	.216	90	231	25	50	6	0	0	20	34	22	2
86	Sumter	.272	126	448	99	122	24	2	18	66	87	31	11
87	Durham	.292	127	489	76	143	28	3	20	68	54	45	10
88	Greenville	.270	143	567	81	153	29	4	16	80	52	92	18
	ATLANTA	.224	16	58	8	13	4	0	0	2	4	5	0
89	Richmond	.276	146	518	69	143	22	7	5	61	66	45	4
	ATLANTA	.182	14	55	4	10	2	1	2	10	5	7	0
Minor Totals		.263	790	2826	446	751	128	16	62	351	366	282	60
A.L. Totals		—	—	—	—	—	—	—	—	—	—	—	—
N.L. Totals		.204	30	113	12	23	6	1	2	12	9	12	0
Atlanta Totals		.204	30	113	12	23	6	1	2	12	9	12	0
M.L. Totals		.204	30	113	12	23	6	1	2	12	9	12	0

LEMKE'S CAREER TRANSACTIONS

—Selected in the 27th round of the June 1983 draft.

LEMKE'S N.L. HOME RUNS BY BALLPARK

at Atlanta	1	at Houston	0	at New York	0	at St. Louis	0
at Chicago	0	at Los Angeles	0	at Philadelphia	0	at San Diego	1
at Cincinnati	0	at Montreal	0	at Pittsburgh	0	at San Francisco	0

LEMKE/M.L. FIELDING

Year	PCT	2B					
		G	PO	A	E	TC	DP
1988	.970	16	47	51	3	101	11
1989	1.000	14	25	40	0	65	7
Totals	.982	30	72	91	3	166	18

LEMKE (continued)

LEMKE—DETAILED HITTING STATISTICS

	1989						CAREER				
	AVG.	G	AB	H	HR	RBI	AVG.	AB	H	HR	RBI
Season	.182	14	55	10	2	10	.204	113	23	2	12
Home	.241	7	29	7	1	7	.229	70	16	1	8
Road	.115	7	26	3	1	3	.163	43	7	1	4
vs. Cin	.273	3	11	3	1	3	.276	29	8	1	4
Hou	.200	6	25	5	0	4	.174	46	8	0	4
LA	.059	4	17	1	0	0	.059	17	1	0	0
SD	.500	1	2	1	1	3	.231	13	3	1	3
SF							.375	8	3	0	1
NL West	.182	14	55	10	2	10	.204	113	23	2	12
vs. Chi											
Mtl											
NY											
Pha											
Pit											
StL											
NL East											
Pre-ASG											
Post-ASG	.182	14	55	10	2	10					
In April											
May											
June											
July											
August											
Sept/Oct	.182	14	55	10	2	10					
Day	.154	3	13	2	0	1					
Night	.190	11	42	8	2	9					
Grass	.190	11	42	8	2	10					
Turf	.154	3	13	2	0	0					
vs. RHP	.079	—	38	3	0	2					
LHP	.412	—	17	7	2	8					
Pinch Hitting	1.000	—	1	1	1	3					

LEMKE CAREER HIGHS

MOST HITS: 2, 6 Times,
Last-9/25/89 at Hou.; MOST RBI:
4, 9/20/89 vs. Hou.; MOST HR: 1,
2 Times, Last-9/23/89 vs. Cin.;
MOST SB: None; LONGEST HIT-
TING STREAK: 3G, 3 Times,
Last-9/23- 9/25/89

Derek Lilliquist #24



POSITION: LHP
BATS: L **THROWS:** L
HT: 6'0" **WT:** 210

OPENING DAY AGE: 24
BORN: February 20, 1966, at Winter Park, FL
RESIDES: Vero Beach, FL
M.L. SERVICE: 1 + 000
CONTRACT STATUS: Signed thru '90

ACQUIRED: Was the Braves' 1st selection (6th player chosen overall) in the 1987 June draft.

LILLIQUIST (continued)

1989 SEASON: Displayed remarkable control for rookie pitcher ... Walked only 34 batters, the fewest walks allowed by an NL pitcher with 25 or more starts ... Issued only 3 bases on balls to left-handed hitters all season ... Won his M.L. debut, April 13 at SD (7.1 IP, 3 H, 1 ER) ... Went 4-3 in his first 10 starts, with a 2.21 ERA (T2nd in NL through June 4) ... Although only 1-2 in Sept., Lilliquist compiled a 3.00 ERA for the month (11 ERs in 33.0 IP) ... Turned in his longest performance of the season Sept. 1 vs. Chi (8.0 IP, 5 H, 1 ER) ... Made 2 relief appearances (June 28 at Cin, and July 9 vs. Pha) ... Compiled home record of 5-5, with a 3.31 ERA ... Went 1 x 4 as a pinch-hitter.

PRO CAREER: 1988—Made jump from Durham to AAA Richmond in 2nd year of pro baseball ... Went 10-12 with a 3.38 ERA in 28 starts (2nd most on team) ... Walked just 36 batters in 170.2 IP (1.9 per 9 innings).

PRO CAREER: 1987—Made just two starts at Bradenton of the Gulf Coast League before being promoted to Durham ... Fanned 16, allowed just 5 baserunners (3 H & 2 BB) and did not give up a run in his 13 total innings for Bradenton ... Posted a 2-1 slate and 2.88 ERA in his 3 starts at Durham ... Tossed 35 innings, allowing 13 hits and 6 walks, while fanning 29 for the Bulls ... Allowed just 24 baserunners (16 H & 8 BB) and fanned 45 in his combined 48 IP.

PERSONAL/MISC.: Full name DEREK LILLIQUIST ... Single ... Resides in Sarasota, FL ... Enjoyed an outstanding collegiate career at the University of Georgia ... Was 31-12 with a 3.30 ERA, fanning 387 and walking just 76 in 316 career innings at Georgia (3 yrs) ... Was Baseball America's College Pitcher of the Year in '87, guiding UGA to an SEC Title and its first ever trip to the NCAA College World Series ... Finished '87 w/a 14-3 mark and 2.24 ERA, fanning an SEC-record 190 in 136.2 IP ... Walked just 30 ... A polished hitter, Lilliquist batted .301 w/19 HRs and 60 RBIs his junior year ('87).

LILLIQUIST'S CAREER RECORD

YR	CLUB	W-L	ERA	G	GS	CG	SHO	SV	IP	H	R	ER	BB	SO
87	Bradenton	0-0	0.00	2	2	0	0	0	13.0	3	0	0	2	16
87	Durham	2-1	2.88	3	3	2	0	0	25.0	13	9	8	6	29
88	Richmond	10-12	3.38	28	28	2	0	0	170.2	179	70	64	36	80
89	ATLANTA	8-10	3.97	32	30	0	0	0	165.2	202	87	73	34	79
Minor Totals		12-13	3.11	33	33	4	0	0	208.2	195	79	72	44	125
A.L. Totals		—	—	—	—	—	—	—	—	—	—	—	—	—
N.L. TOTALS		8-10	3.97	32	30	0	0	0	165.2	202	87	73	34	79
Atlanta Totals		8-10	3.97	32	30	0	0	0	165.2	202	87	73	34	79
M.L. Totals		8-10	3.97	32	30	0	0	0	165.2	202	87	73	34	79

LILLIQUIST'S CAREER TRANSACTIONS

—Signed by the Braves in the first round of the June 1987 free agent draft.

—Pitching—

—Batting—

Year	Club	GF	HR	IBB	HB	WP	BK	AB	R	H	2B	3B	HR	RBI	AVG.
1989	Atl	0	16	5	2	4	3	63	5	12	1	0	0	4	.190
Totals		0	16	5	2	4	3	63	5	12	1	0	0	4	.190

LILLIQUIST/M.L. FIELDING

Year	PCT	G	PO	A	E	TC	DP
1989	.935	32	9	20	2	31	1
Totals	.935	32	9	20	2	31	1

LILLIQUIST (continued)

LILLIQUIST—DETAILED PITCHING STATISTICS

Season	1989							CAREER						
	W-L-S	ERA	G	IP	H	ER	SO	W-L-S	ERA	G	IP	H	ER	SO
Season	8-10-0	3.97	32	165.2	202	73	79	8-10-0	3.97	32	165.2	202	73	79
Home	5-5-0	3.32	18	97.2	122	36	43	5-5-0	3.32	18	97.2	122	36	43
Road	3-5-0	4.90	14	68.0	80	37	36	3-5-0	4.90	14	68.0	80	37	36
vs. Atl														
Cin	2-1-0	4.09	5	22.0	34	10	12	2-1-0	4.09	5	22.0	34	10	12
Hou	0-0-0	5.74	3	15.2	20	10	7	0-0-0	5.74	3	15.2	20	10	7
LA	0-0-0	0.00	1	7.0	4	0	5	0-0-0	0.00	1	7.0	4	0	5
SD	1-1-0	3.31	3	16.1	19	6	10	1-1-0	3.31	3	16.1	19	6	10
SF	1-3-0	4.73	5	26.2	32	14	15	1-3-0	4.73	5	26.2	32	14	15
NL West	4-5-0	4.11	17	87.2	109	40	49	4-5-0	4.11	17	87.2	109	40	49
vs. Chi	2-1-0	3.28	4	24.2	24	9	9	2-1-0	3.28	4	24.2	24	9	9
Mtl	1-1-0	5.14	3	14.0	22	8	7	1-1-0	5.14	3	14.0	22	8	7
NY	0-1-0	8.00	2	9.0	13	8	3	0-1-0	8.00	2	9.0	13	8	3
Pha	1-0-0	1.35	2	6.2	7	1	4	1-0-0	1.35	2	6.2	7	1	4
Pit	0-0-0	0.00	1	6.1	5	0	0	0-0-0	0.00	1	6.1	5	0	0
StL	0-2-0	3.63	3	17.1	22	7	7	0-2-0	3.63	3	17.1	22	7	7
NL East	4-5-0	3.81	15	78.0	93	33	30	4-5-0	3.81	15	78.0	93	33	30
Pre-ASG	5-4-0	3.31	18	89.2	105	33	39							
Post-ASG	3-6-0	4.74	14	76.0	97	40	40							
In April	1-2-0	4.09	4	22.0	25	10	13							
May	2-1-0	1.36	5	33.0	29	5	8							
June	2-1-0	4.60	7	29.1	41	15	15							
July	1-2-0	6.04	6	25.1	37	17	12							
August	1-2-0	5.87	5	23.0	38	15	10							
Sept/Oct	1-2-0	3.00	5	33.0	32	11	21							
Day	4-3-0	5.04	10	44.2	56	25	24							
Night	4-7-0		22	121.0	146	48	55							
Start	8-10-0	3.98	30	165.0	199	73	75							
Relief	0-0-0	0.00	2	.2	3	0	4							

LILLIQUIST CAREER HIGHS

MOST K'S: 7, 9/6/89 vs. SF; LONGEST WINNING STREAK: 2, 2 Times, Last-7/20-7/25/89; LONGEST LOSING STREAK: 2, 3 Times, Last-7/30-8/5/89; LONGEST SCORELESS STREAK: 7.2 IP, 5/20/89 vs. SL; FEWEST HITS CG: —; LONGEST RELIEF APPEARANCE: .1 IP, 2 Times, Last-7/9/89 vs. Phi.

Rick Luecken #49



POSITION: RHP
BATS: R **THROWS:** R
HT: 6'6" **WT:** 210

OPENING DAY AGE: 29
BORN: November 15, 1960, at McAllen, TX
RESIDES: Houston, TX
M.L. SERVICE: 0 + 066
CONTRACT STATUS: Signed thru '90

ACQUIRED: Obtained by the Braves, along with Charlie Leibrandt, from the Kansas City Royals in exchange for Gerald Perry and Jim Lemasters, Dec. 15, 1989.

1989 SEASON: Began season at Omaha, going 3-1 with a 2.78 ERA in 21 games, before being recalled by Kansas City on June 6 ... Made M.L. debut June 6 at Seattle in relief (2.0 IP, 2 H, 0 R, 1 BB, 2 K) ... Returned to Omaha on June 10, and before his 2nd recall by KC on Aug. 2, had compiled a 4-1 ledger with a 2.31 ERA and 16 saves in 36 outings at AAA ... Appeared in 18 more games for Royals, and notched 1st M.L. save Aug. 21 vs. Cal ... Allowed only 2 ERs in his 1st 12.2 IP (1.42 ERA in 11 games) ... Permitted 2 x 2 inherited base runners to score ... 1st batters hit (.250) 4 x 16 against him.

LUECKEN (continued)

PRO CAREER: 1988—Earned position on KC's 40-man winter roster for 1st time after going a combined 9-1 with a 2.09 ERA and 14 saves at Memphis (AA) and Omaha ... Marked his 1st winning campaign since his initial season in '83 ... Used strictly as a reliever for 1st time in his career; before '88, 90 of his 103 games pitched in minors were as a starter ... Best stretch was at Memphis in May, when Luecken posted a 3-0 mark with a 1.10 ERA (16.1 IP, 9 H, 2 ERs, 19 Ks) ... Continued to shine after promotion to Omaha, surrendering only 1 ER in 1st 13 innings at AAA (0.69 ERA) ... **1987**—Paced Memphis staff in wins with 9, IP with 146.0, and tied for staff lead with 24 games started ... **1986**—Went 6-7 in 2nd season at Chattanooga (AA), tossing 2 SHOs ... Was dealt after '86 season along with Danny Tartabull, in exchange for Mike Kingery, Scott Bankhead and Steve Shields ... **1985**—Struggled in 1st season at AAA, winning only 4 of 12 decisions for Calgary ... **1985**—Won a personal-best 11 games at Chattanooga, while tossing a career-high 5 CGs ... **1983**—Began pro career at Bellingham (A).

PERSONAL/MISC.: Full name RICHARD FRED LUECKEN ... Married, wife's name Rojana ... 1979 graduate of Spring Hill High School in Houston ... Attended Texas A&M, where he lettered in baseball for 4 years.

LUECKEN'S CAREER RECORD

YR	CLUB	W-L	ERA	G	GS	CG	SHO	SV	IP	H	R	ER	BB	SO
83	Bellingham	5-4	3.56	14	12	2	0	0	78.1	70	39	31	37	83
84	Chattanooga	11-13	3.79	26	26	5	1	0	163.2	166	85	69	88	90
85	Calgary	4-8	6.93	18	14	2	0	0	85.2	111	70	66	39	44
86	Chattanooga	6-7	5.28	17	14	3	2	0	88.2	107	57	52	42	55
87	Memphis	9-9	4.75	28	24	2	0	0	146.0	163	86	77	53	88
88	Memphis	4-1	2.19	21	0	0	0	5	24.2	17	8	6	7	30
	Omaha	5-0	2.03	26	0	0	0	9	40.0	45	10	9	15	27
89	Omaha	4-1	2.31	36	0	0	0	16	47.0	33	14	12	22	39
	Kansas City	2-1	3.42	19	0	0	0	1	24.0	23	9	9	13	16
Minor Totals		48-43	4.30	186	90	14	3	30	674.0	712	369	322	303	456
A.L. Totals		2-1	3.42	18	0	0	0	1	24.0	23	9	9	13	16
N.L. Totals		—	—	—	—	—	—	—	—	—	—	—	—	—
Atlanta Totals		—	—	—	—	—	—	—	—	—	—	—	—	—
M.L. Totals		2-1	3.42	19	0	0	0	1	24.0	23	9	9	13	16

LUECKEN'S CAREER TRANSACTIONS

- Selected by Seattle in 27th round of 1983 June draft.
- Traded by Seattle to Kansas City with Danny Tartabull in exchange for Mike Kingery, Scott Bankhead and Steve Shields Dec. 10, 1986.
- Obtained by Braves from Kansas City, along with Charlie Leibrandt, in exchange for Gerald Perry and Jim LeMasters Dec. 15, 1989.

LUECKEN/M.L. FIELDING

Year	PCT	G	PO	A	E	TC	DP
1989	1.000	19	2	2	0	4	0
Totals	1.000	19	2	2	0	4	0

BRAVES BITS

DID YOU KNOW ... The Braves once had the highest paid pitcher in baseball, when Warren Spahn signed his 1964 contract for \$85,000.

LUECKEN (continued)

LUECKEN—DETAILED PITCHING STATISTICS

	1989							CAREER						
	W-L-S	ERA	G	IP	H	ER	SO	W-L-S	ERA	G	IP	H	ER	SO
Season	2-1-1	3.42	19	23.2	23	9	16	2-1-1	3.42	19	23.2	23	9	16
Home	0-0-1	3.60	8	10.0	11	4	5	0-0-1	3.60	8	10.0	11	4	5
Road	2-1-0	3.29	11	13.2	12	5	11	2-1-0	3.29	11	13.2	12	5	11
vs. Atl														
Cin														
Hou														
LA														
SD														
SF														
NL West														
vs. Chi														
Mtl														
NY														
Pha														
Pit														
StL														
NL East														
Pre-ASG	0-0-0	0.00	1	2.0	2	0	1							
Post-ASG	2-1-1	3.42	18	21.2	21	9	15							
In April														
May														
June	0-0-0	0.00	1	2.0	2	0	1							
July														
August	0-0-1	2.00	8	9.0	7	2	6							
Sept/Oct	2-1-0	4.97	10	12.2	14	7	9							
Day	0-0-0	11.97	3	1.2	2	1	1							
Night	2-1-1	3.27	16	22.0	21	8	15							
Start														
Relief	2-1-1	3.42	19	23.2	23	9	16							

LUECKEN CAREER HIGHS

MOST K'S: 2, 3 Times, Last-9/15/89 at Bal.; LONGEST WINNING STREAK: 2, 9/1-9/12/89; LONGEST LOSING STREAK: 1; LONGEST SCORELESS STREAK: 5.0 IP, 8/5-8/21/89; FEWEST HITS CG: —; LONGEST RELIEF APPEARANCE: 2.2 IP, 9/12/89 vs. Texas

Oddibe McDowell #1



POSITION: OF
BATS: L **THROWS:** L
HT: 5'9" **WT:** 160

OPENING DAY AGE: 27
BORN: August 25, 1962, at Hollywood, FL
RESIDES: Arlington, TX
M.L. SERVICE: 4 + 131
CONTRACT STATUS: Signed thru '90

ACQUIRED: Traded to the Braves by the Cleveland Indians in exchange for Dion James July 2, 1989.

MCDOWELL (continued)

1989 SEASON: Became the Braves' starting CF and leadoff man after July 2 acquisition from Cleveland ... Responded to opportunity by hitting .304 in 76 games, while ranking 2nd on the squad with a .471 SLG% ... Compiled a career-high 14-game hitting streak Aug. 25-Sept. 8 (23 x 63, .365, 3 HRs, 8 RBI) ... Hit safely in 9 of 10 games July 24-Aug. 4 (15 x 39, .385) ... Had the third 2-HR game of his career Aug. 29 at Pit ... Led off 2 games with homers (Aug. 26 at Chi, and Sept. 4 vs. SD), giving McDowell 10 leadoff HRs in his career ... Went 4 x 5 twice with Braves, both games at SD (Aug. 12 and Sept. 14) ... Swatted 2 PH homers in '89; one at Min June 20, off Jeff Reardon, and a 9th-inning, game-winning clout at Hou Sept. 27, off Jim Clancy (Braves won, 5-4) ... Established a career-high with 3 SBs in 1 game, Aug. 18 vs. Pit ... Stole 27 bases for the season (15 for Atlanta) ... Hit .344 vs. righthanders (62 x 180) and .327 on grass (69 x 211) ... Had best success at plate vs. SD (21 x 43, .488, 3 HRs, 7 RBI), SF (12 x 33, .364), Chi (10 x 28, .357), and Pha (7 x 19, .368).

PRO CAREER: 1988—Hit only .205 in first 52 games before being optioned to AAA Oklahoma City on June 16 ... Went 20 x 70 (.286) in 18 games at AAA before being recalled by Cleveland on July 8 ... Hit .343 (34 x 99) in 1st 26 games after recall ... Final fielding percentage of .989 ranked 9th among AL outfielders ... **1987**—Hit .241 in 128 games ... Led the AL with a 92.3 SB% (24 steals in 26 attempts) ... Began Texas' '87 season with a leadoff HR April 6 at Baltimore, off Mike Boddicker ... Hit 1st M.L. grand slam June 1, off Chicago's Joel Davis ... Sustained neck, right shoulder and rib injuries making a diving catch in game against Seattle ... Shoulder pain endured the rest of the season ... Did not commit an error for 89 games, June 2-Sept. 30 ... **1986**—Established Texas record with 105 runs scored (8th in the AL), while finishing in a tie for 6th in the loop with 33 steals ... Was 1 of only 7 players in the Majors with at least 15 HRs and 30 steals ... Named the A.L. Player of the Week June 2-8, after batting .424 (10 x 24) over a 6-game span ... **1985**—Began pro career at AAA with a flourish, hitting .400 (50 x 125) in 31 games for Oklahoma City, earning a promotion to Texas on May 18 ... Hit 18 HRs and stole 25 bases to lead A.L. rookies ... Honored as the Rangers Rookie of the Year, and was selected to Topps and Baseball Digest M.L. Rookie All-Star Teams ... Ranked 4th in balloting for BBWAA Rookie of the Year ... Had been in Majors for little over 2 months when he hit for the cycle vs. Cleveland July 23, going 5 x 5 ... At age 22 yrs., 10 mo., McDowell was the youngest A.L. player to hit for cycle since Jim Fregosi did it at 22 yrs. 3 mo., in 1964 ... Only other A.L. Players to hit for cycle before 23rd birthday are Joe Cronin, Joe DiMaggio, and Vic Wertz ... Youngest player ever to perform the feat was Mel Ott (20 yrs., 2 mo.) ... Collected 8 consecutive hits, July 22-23 ... Recognized as the A.L. Player of the Week, June 22-28, after hitting .481 (13 x 27) with 7 RBI over 6 games ... Became the 1st A.L. rookie with at least 15 HRs and 20 SBs since Oakland's Mitchell Paige in '77 ... **1984**—Selected by the Rangers in the 1st round of the 1984 June draft ... Was scheduled to report to AA Tulsa after Summer Olympics, but suffered hairline fracture of left ring finger in fall at residence, which sidelined him for the season.

PERSONAL/MISC: Full name ODDIBE McDOWELL, JR ... Married the former Sylvia Spanias ... 1980 graduate of McArthur High School (Hollywood, FL), where he was captain and MVP of baseball, football and wrestling teams in his senior year ... Was MVP of U.S. All-Star team that toured Japan after '82 season ... Was 2-time 1st team All-America at Arizona St. Univ. in 1983-84 ... Honored with the U.S. Baseball Federation's Golden Spikes Award as the outstanding amateur baseball player in the country in '84 ... Also selected as BASEBALL AMERICA's and Collegiate Baseball's NCAA Player of the Year, on basis of stellar season of .405 BA, 23 HRs and 74 RBI in 74 games ... Named the 1984 co-MVP of the PAC-10 Conference with Mark McGwire of USC.

McDOWELL/M.L. FIELDING

Year	PCT	G	PO	A	E	TC	DP
1985	.993	103	282	9	2	293	2
1986	.991	148	325	13	3	341	3
1987	.989	125	263	5	3	271	1
1988	.989	113	267	2	3	272	1
1989	.978	68	179	2	4	185	0
Totals	.989	557	1316	31	15	1362	7

MCDOWELL (continued)

McDOWELL'S CAREER RECORD

YR	CLUB	AVG	G	AB	R	H	2B	3B	HR	RBI	BB	SO	SB
85	Oklahoma City	.400	31	125	32	50	7	8	2	18	19	20	12
	Texas	.239	111	406	63	97	14	5	18	42	36	85	25
86	Texas	.266	154	572	105	152	24	7	18	49	65	112	33
87	Texas	.241	128	407	65	98	26	4	14	52	51	99	24
88	Texas	.247	120	437	55	108	19	5	6	37	44	89	33
	Oklahoma City	.286	18	70	9	20	3	1	1	6	8	10	4
89	Cleveland	.222	69	239	33	53	5	2	3	22	25	36	12
	ATLANTA	.304	76	280	56	85	18	4	7	24	27	37	15
Minor Totals		.359	49	195	41	70	10	9	3	24	27	30	16
A.L. Totals		.246	582	2061	321	508	88	23	59	202	221	421	127
N.L. Totals		.304	76	280	56	85	18	4	7	24	27	37	15
Atlanta Totals		.304	76	280	56	85	18	4	7	24	27	37	15
M.L. Totals		.253	658	2341	377	593	106	27	66	226	248	458	142

McDOWELL'S CAREER TRANSACTIONS

- Selected by the Texas Rangers in the 1st round of the 1984 June draft.
- Traded to the Cleveland Indians, along with Pete O'Brien and Jerry Browne, by the Texas Rangers in exchange for Julio Franco December 6, 1988.
- Traded from Cleveland to Atlanta in exchange for Dion James July 2, 1989.

McDOWELL'S N.L. HOME RUNS BY BALLPARK

at Atlanta	2	at Houston	1	at New York	0	at St. Louis	0
at Chicago	1	at Los Angeles	0	at Philadelphia	0	at San Diego	1
at Cincinnati	0	at Montreal	0	at Pittsburgh	2	at San Francisco	0

McDOWELL—DETAILED HITTING STATISTICS

	1989						CAREER				
	AVG.	G	AB	H	HR	RBI	AVG.	AB	H	HR	RBI
Season	.266	145	519	138	10	46	.253	2341	593	66	226
Home	.289	70	232	67	4	23	.268	1132	303	31	117
Road	.247	75	287	71	6	23	.240	1209	290	35	109
vs. Cin	.233	10	30	7	0	1	.233	30	7	0	1
Hou	.500	4	4	2	1	1	.500	4	2	1	1
LA	.286	7	14	4	0	0	.286	14	4	0	0
SD	.488	10	43	21	3	7	.488	43	21	3	7
SF	.364	8	33	12	0	2	.364	33	12	0	2
NL West	.371	39	124	46	4	11	.371	124	46	4	11
vs. Chi	.357	6	28	10	1	2	.357	28	10	1	2
Mtl	.318	6	22	7	0	4	.318	22	7	0	4
NY	.156	8	32	5	0	0	.156	32	5	0	0
Pha	.368	4	19	7	0	1	.368	19	7	0	1
Pit	.280	6	25	7	2	5	.280	25	7	2	5
StL	.100	7	30	3	0	1	.100	30	3	0	1
NL East	.250	37	156	39	3	13	.250	156	39	3	13
Pre-ASG	.286	7	28	8	0	3					
Post-ASG	.306	69	252	77	7	21					
June											
July	.298	24	94	28	0	6					
August	.264	28	121	32	5	13					
Sept/Oct	.385	24	65	25	2	5					
Day	.309	15	55	17	1	4					
Night	.302	61	225	68	6	20					
Grass	.327	57	211	69	4	17					
Turf	.232	19	69	16	3	7					
vs. RHP	.344	—	180	62	7	17					
LHP	.230	—	100	23	0	7					
Pinch Hitting	.333	—	6	2	1	1					

McDOWELL CAREER HIGHS

MOST HITS: 5, 7/23/85 vs. Clev.;
 MOST RBI: 5, 9/25/85 vs. Bos.;
 MOST HR: 2, 3 Times, Last-
 8/29/89 at Pitt.; MOST SB: 3,
 8/18/89 vs. Pitt.; LONGEST HIT-
 TING STREAK: 14G, 8/25-9/8/89

Kent Mercker #50



POSITION: LHP
BATS: L **THROWS:** L
HT: 6'2" **WT:** 195

OPENING DAY AGE: 22
BORN: February 1, 1968, at Dublin, OH
RESIDES: Dublin, OH
M.L. SERVICE: 0 + 019
CONTRACT STATUS: Signed thru '90

ACQUIRED: Was the Braves' 1st round selection (5th player chosen overall) in the 1986 June draft.

1989 SEASON: Voted 2nd-best prospect, and top pitcher, in the International League after impressive first season at AAA Richmond ... At age 21, Mercker led the I.L. with 144 strikeouts, and allowed only 107 hits in 168.2 IP ... Hurlled 4 CGs in 27 starts at Richmond ... Named to '89 Triple-A All-Star team ... Called up to Atlanta on Sept. 6, and made his M.L. debut in relief on Sept. 22, vs. Cin (2.0 IP, 4 H, 3 ER).

PRO CAREER: 1988—Shared Pitcher-of-the-Year honors in the Carolina League, where he was 11-4 with a 2.68 ERA for Durham ... Represented Durham in All-Star game ... His 159 Ks (in 127.2 IP) were 3rd and his 6 CGs were tied for 6th in the league ... Allowed just 102 hits ... Continued his strikeout and hits-per-inning success at Greenville (60 K, 36 H, 48.1 IP) ... Won the 2nd annual Phil Niekro Award as the outstanding pitcher in Braves' minor league system. **1987**—Missed nearly the whole season after suffering elbow injury in April and undergoing surgery in May ...

1986—Tied for 2nd on Bradenton staff with 4 wins, while posting 2.47 ERA.

PERSONAL/MISC.: Full name KENT FRANKLIN MERCKER ... Single ... Graduated from Dublin (OH) High School, where he was named Central Ohio Player-of-the-Year three times.

MERCKER'S CAREER RECORD

YR	CLUB	W-L	ERA	G	GS	CG	SHO	SV	IP	H	R	ER	BB	SO
86	Bradenton	4-3	2.47	9	8	0	0	0	47.0	37	21	13	16	42
87	Durham	0-1	5.40	3	3	0	0	0	12.0	11	8	7	6	14
88	Durham	11-4	2.75	19	19	5	0	0	128.0	102	44	39	47	159
	Greenville	3-1	3.35	9	9	0	0	0	48.0	36	20	18	26	60
89	Richmond	9-12	3.20	27	27	4	0	0	168.2	107	66	60	95	144
	ATLANTA	0-0	12.47	2	1	0	0	0	4.1	8	6	6	6	4
Minor Totals		27-21	3.05	66	66	9	0	0	403.2	293	159	137	190	419
A.L. Totals		—	—	—	—	—	—	—	—	—	—	—	—	—
N.L. TOTALS		0-0	12.47	2	1	0	0	0	4.1	8	6	6	6	4
Atlanta Totals		0-0	12.47	2	1	0	0	0	4.1	8	6	6	6	4
M.L. Totals		0-0	12.47	2	1	0	0	0	4.1	8	6	6	6	4

MERCKER'S CAREER TRANSACTIONS

—Selected by the Braves in the 1st round of the 1986 June draft.

—Pitching—

—Batting—

Year	Club	GF	HR	IBB	HB	WP	BK	AB	R	H	2B	3B	HR	RBI	AVG.
1989	Atlanta	1	0	0	0	0	0	1	0	0	0	0	0	0	.000
Totals		1	0	0	0	0	0	1	0	0	0	0	0	0	.000

MERCKER (continued)

MERCKER—DETAILED PITCHING STATISTICS

	1989							CAREER						
	W-L-S	ERA	G	IP	H	ER	SO	W-L-S	ERA	G	IP	H	ER	SO
Season	0-0-0	12.46	2	4.1	8	6	4	0-0-0	12.46	2	4.1	8	6	4
Home	0-0-0	13.50	1	2.0	4	3	1	0-0-0	13.50	1	2.0	4	3	1
Road	0-0-0	11.59	1	2.1	4	3	3	0-0-0	11.59	1	2.1	4	3	3
vs. Atl														
Cin	0-0-0	13.50	1	2.0	4	3	1	0-0-0	13.50	1	2.0	4	3	1
Hou	0-0-0	11.59	1	2.1	4	3	3	0-0-0	11.59	1	2.1	4	3	3
LA														
SD														
SF														
NL West	0-0-0	12.46	2	4.1	8	6	4	0-0-0	12.46	2	4.1	8	6	4
vs. Chi														
Mtl														
NY														
Pha														
Pit														
StL														
NL East														
Pre-ASG														
Post-ASG	0-0-0	12.46	2	4.1	8	6	4							
In April														
May														
June														
July														
August														
Sept/Oct	0-0-0	12.46	2	4.1	8	6	4							
Day														
Night	0-0-0	12.46	2	4.1	8	6	4							
Start	0-0-0	11.59	1	2.1	4	3	3							
Relief	0-0-0	13.50	1	2.0	4	3	1							

MERCKER/M.L. FIELDING

Year	PCT	G	PO	A	E	TC	DP
1989	—	2	0	0	0	0	0
Totals	—	2	0	0	0	0	0

MERCKER CAREER HIGHS

MOST K'S: 3, 9/27/89 at Hou.;
 LONGEST WINNING STREAK: —;
 LONGEST LOSING STREAK: —;
 LONGEST SCORELESS STREAK:
 —; FEWEST HITS CG: —; LONG-
 EST RELIEF APPEARANCE: 2.1 IP,
 9/27/89 at Hou.

Keith Mitchell #63



POSITION: OF
BATS: R **THROWS:** R
HT: 5'10" **WT:** 180

OPENING DAY AGE: 20
BORN: August 6, 1969, at San Diego, CA
RESIDES: San Diego, CA
M.L. SERVICE: 0 + 000
CONTRACT STATUS: Signed thru '90

ACQUIRED: Was the Braves' 4th round selection in the 1987 June draft.
1989 SEASON: Hit .261 in 127 games at Burlington (A) ... Led the squad by playing in 127 games ... Led the Braves past Waterloo, 11-0, on May 31, going 3 x 4 with a pair of HRs (3-run and grand slam) and 7 RBI.

PRO CAREER: 1988—Struggled on the road, hitting only .198, but batted .301 at home ... Had 4-hit game vs. Savannah on April 10 ... Collected 3 doubles vs. Columbia on Aug. 26.

PERSONAL/MISC: Full name KEITH ALEXANDER MITCHELL ... Single ... 1987 graduate of Lincoln High School in San Diego, where he participated in football and was All-City, All-County and All-League in baseball.

MITCHELL'S CAREER RECORD

YR	CLUB	AVG	G	AB	R	H	2B	3B	HR	RBI	BB	SO	SB
87	Brad Braves	.240	57	208	24	50	12	1	2	21	29	50	7
88	Sumter	.249	98	341	35	85	16	1	5	33	41	50	9
89	Burlington	.261	127	448	64	117	23	0	10	49	70	66	12
Minor Totals		.253	282	997	123	252	51	2	17	103	140	166	28

MITCHELL'S CAREER TRANSACTIONS

—Selected by the Braves in the 4th round of the 1987 June draft.

Dale Murphy #3



POSITION: OF
BATS: R **THROWS:** R
HT: 6'4" **WT:** 215

OPENING DAY AGE: 34
BORN: March 12, 1956, at Portland, OR
RESIDES: Roswell, GA
M.L. SERVICE: 12 + 046
CONTRACT STATUS: Signed thru '90

ACQUIRED: Was the Braves' 1st selection (5th overall) in the 1974 June draft ... Re-signed as a free agent to a three-year contract November 4, 1987.

1989 SEASON: Season of extremes for Braves' team captain ... Low BA for 2nd straight season was combined with early production drought (no homers in 169 ABs over 43 games, May 3-June 23) ... Then displayed one of best power surges in his career, hitting 10 HRs in 22 games, July 19-Aug. 11 ... Of his last 9 homers in that stretch, 6 were 3-run blasts ... Had 9 hits from July 26-Aug. 11, with 8 of them going the distance ... During the 22-game period from July 19-Aug. 11, Murphy had 27 RBI ... Matched his single-game career high of 6 RBI on April 23, vs. SD, and July 27, vs. SF ... The latter game put the two-time MVP in the record books; in that contest, Murphy hit 2 HRs in the 6th inning of the Braves' 10-1 rout of SF (all 10 runs coming in the 6th), becoming the 23rd player to perform the trick ... He became the first Brave in modern times to hit 2 HRs in 1 inning (last Brave to do it was Robert Lowe in 1894) ... His 6 RBI in 1 inning, besides setting a franchise record, tied the M.L. record held by 9 other players ... Murphy also became only the 3rd player to hit 2 HRs and drive in as many as 6 runs in 1 inning ... His 2nd 2-HR game of the season came on Aug. 9, at LA ... Was the 31st multiple-HR game of his career, T29th on the all-time list ... Became the Atlanta Braves' all-time HR leader when he hit his 335th career homer on April 21 vs. SD, passing Hank Aaron ... Ended the season with 354 HRs, which tied him for 38th place on the all-time list with Lee May ... Played in his 1,796th career game on Aug. 19 vs. Pit, passing Rabbit Maranville into 3rd place on the Braves' all-time list ... Murphy, Eddie Murray and Dwight Evans were the only 3 players to hit 20 or more homers in a season 9 times during the 1980's ... Led the team in RBI for the 8th straight season, although he did not lead the squad in HRs for first time since 1981 ... Started season in CF, but moved back to right field on July 4 after the acquisition of Oddibe McDowell ... Hit .267 (16 x 60) vs. SD, with 6 HRs and 18 RBI; also had 18 RBI vs. SF, with 4 HRs.

MURPHY (continued)

PRO CAREER: 1988—Murphy ranked in the National League's top 10 in 4 offensive categories: T4th with 63 extra-base hits, T5th with 35 doubles, T9th with 74 walks and T10th with 24 home runs ... Collected 1,000th RBI Sept. 12 at Los Angeles and scored 1,000th run Sept. 20 vs. San Francisco ... Hit 2 HRs June 28 vs. San Francisco, the 28th time in his career he has hit 2 in 1 game ... Hit in 12 of 13 games July 17-28 (20 x 53, .377, 4 HRs, 6 RBI) ... Led Braves in HRs (24), RBI (77), doubles (35), walks (74), extra-base hits (63) and total bases (249) ... Hit .261 at home, .194 on road, .256 vs. left-handers and .214 vs. right-handers ... In his 2nd season as the Braves' right fielder, Murphy had 15 assists, 2nd most by an NL outfielder (Mets' Kevin McReynolds had 18) ... Missed 4 games, the most since sitting out 5 in 1980 ... Had arthroscopic surgery to repair a slightly torn cartilage in his right knee Jan. 30, 1989.

1987—For the 6th straight time and the 7th in his 10-year ML career, Murphy was an NL All-Star ... Made the switch from center field to right field and was named Captain in spring training ... Was ranked #5 or better in 7 National League departments ... He led the Braves in 13 offensive departments ... Hit a career-best 44 HRs (including 8 in September), the most by a Brave since Henry Aaron powered 47 in 1971 ... Murphy's 44 HRs were 2nd best in the NL to Andre Dawson's 49, the only 2 NL players w/more than 40 homers in '87 ... Was also ranked in the NL: #1 w/29 Intentional BBs (#1 in ML); #3 in BBs (115); #4 w/a .417 OBP; T#4 w/a .580 SLG%; #5 w/115 Runs Scored and T#5 w/105 RBIs. ... Murphy missed just 2 games in 1987, and believe it or not, his 159 games played were his lowest full-season total since 1980 (156) ... His 115 runs marked the 4th time he has scored more than 100 runs ... His 105 RBIs marked the 5th time in the last 6 seasons that he has driven in at least 100 runs ... Enjoyed a 15-G hitting streak from June 3-18, hitting .400 (22-55) w/7 HRs and 15RBIs ... The 15-G hit string matched his career best ... Clubbed a grand slam off Philly's Doug Bair on July 9 (his 1st since 1980 and 4th of his career) ... Murphy collected career hit #1500 on August 5; collected career RBI #900 on August 20; and collected career HR #300 on August 21 ... Made the switch to right field w/ease ... Recorded 14 assists, matching his career best, set in 1980 ... Tied an NL single-game record w/5 BBs on May 23 vs Chicago ... **1986**—Earned NL All-Star and Gold Glove honors ... Was 4th in the NL w/29 HRs; 5th in triples (7); 8th in walks (75) and 10th in slugging pct (.477) ... For the 5th straight season he led the Braves in Gs, runs and HRs, but for the first time since 1981 did not lead the team in batting average or RBIs ... Led team in hits and doubles for 3rd straight season ... Almost had his consecutive game streak snapped on April 29; after making a long running catch, Murphy braced his right hand on the fence, catching the palm between the seams and requiring 9 stitches in his hand to close the wound ... He was projected to be out 7-10 days, thus ending his streak at 676 straight games ... On the next night, April 30, Murph came off the bench in the fifth inning and clubbed a pinch-hit HR, extending his streak ... The consecutive game streak eventually came to an end on July 9 when he was given a day off after 740 straight efforts (dating back to September 27, 1981) ... Collected his 250th career HR on June 30 vs SF ... **1985**—Earned NL All-Star, Gold Glove, The Sporting News All-Star and Silver Slugger honors ... Collected over 100 RBIs, had more than 35 HRs and notched more than 160 hits for the 4th straight season ... Also played in every game for the 4th straight season, running his consecutive game streak to 657 games (15th on all-time list) ... Hit .300 for the 2nd time in his career; hit a then-career best 32 doubles and 37 HRs ... Was the NL's Player of the Month for April (.380BA, 9HRs, 29RBIs, 17 runs, 8 doubles and a .863 SLG% in 19 games) ... Homered in 4 straight games, April 11-14, only the 2nd time in his career (1978 also) ... His 29 RBIs for the month of April tied an all-time record for the month (tied w/Ron Cey, 1977) ... Enjoyed a 15-G hit streak, then the longest of his career ... Received the Gillette Trophy for collecting the most votes (1,425,952) for the 1985 All-Star Game ... Became the 2nd Brave to win the Gillette Trophy; Henry Aaron won it w/1,394,847 votes in 1970 and 1,119,306 votes in 1971 ... **1984**—Earned NL All-Star, Gold Glove, The Sporting News, AP & UPI All-Star honors ... Led the NL in games (162), total bases (332) and slugging pct (.547) and tied for league lead in HRs (36) w/Mike Schmidt ... Was also 3rd in the loop in RBIs (100) and T5th in doubles (32) ... It was the 3rd straight season Murphy hit 36 HRs and drove in at least 100 runs ... Collected his 200th career HR on September 28 off San Diego's Dave Dravecky ... Named NL Player of the Month for September (.298 w/8 HRs and 24 RBIs) ... Collected the 1000th hit of his career on August 30 vs Chicago ... **1983**—Became the youngest NL player ever to win back-to-back MVP Awards (Ernie Banks, Joe Morgan and Mike Schmidt also won two consecutive MVP awards) ... Became only the 4th Brave to win the award; the others include: Johnny Evers in 1914 (Chamber Award); Bob Elliott in 1947

MURPHY (continued)

and Henry Aaron in 1957 ... Also became just the 6th Major Leaguer (4th in NL, 2nd Brave) to join the 30-30 club (HRs & steals) ... Earned NL All-Star, Gold Glove, The Sporting News Player of the Year, The Sporting News Silver Slugger, and The Sporting News, AP & UPI All-Star honors ... Led the NL in slugging (.540); RBIs (121) and games (162); Was 2nd in loop in runs (131); total bases (318); and homers (36); 3rd in OBP (.393); 4th in walks (90) and 5th in GW-RBIs (14) and 6th in batting (.302) ... **1982**—Won his first of 2 straight National League MVP and Player of the Year Awards while leading the Braves to the NL Western Division title ... Earned NL All-Star, Gold Glove and The Sporting News Silver Slugger honors ... Led the National League in games (162); tied for the NL lead w/109 RBIs (w/Montreal's Al Oliver); was 2nd in HRs (36) and runs (113); 3rd in total bases (303); 4th in walks (93) ... Played in all 162 games to become the first Brave to do so since Felix Millan in 1969 ... **1981**—Hit 13 HR and drove in 50 runs, but batted just .247 during the strike-shortened season ... **1980**—Earned NL All-Star honors in his first season as an outfielder ... Finished 3rd in the NL in HRs w/33, behind teammate Bob Horner and HR champ Mike Schmidt ... It was the first time that two NL players on the same team had finished in the top 3 in HRs since the Braves' Dave Johnson & Darrell Evans did so in '73 ... **1979**—The first baseman/catcher clubbed 21 HRs ... Enjoyed a 3-HR day on May 18 vs San Francisco, becoming 6th Atlanta player to do so ... **1978**—Hit 23 homers and drove in 79 runs in his first full season of Major League action ... **1977**—Named to the Topps AAA All-Star team on the heels of a .305BA, 33 doubles, 22 HRs and 90 RBIs... Earned a promotion to Atlanta ... **1976**—Started season at Savannah and ended w/Atlanta ... Named to Minor League All-Star team... Made ML Debut on September 13, at Los Angeles (was 2-4 w/2 RBIs) ... **1975**—Named to Western Carolinas League All-Star team ... **1974**—Began pro career at Kingsport.

PERSONAL/MISC.: Full name DALE BRYAN MURPHY ... Married the former Nancy Thomas (10/29/79) ... Six Children: Chad (9), Travis (8), Shawn (7), Tyson (4), Taylor (2), and Jacob (7 months) ... Attended Brigham Young University ... Was a 1974 graduate of Woodrow Wilson High School in Portland, OR, where he was All-City and All-State in baseball ... Won the prestigious Lou Gehrig Memorial Award in 1985, given to the player who best exemplifies the image and character of the Hall of Famer ... Was recognized by Sports Illustrated as 1 of the top 8 athletes in the world "who care the most" ... Instead of honoring their annual Sportsman/woman of the Year in 1987, SI honored the top 8 athletes in the world who give of themselves; Murphy represented Major League Baseball ... Is the Co-Chairman of the Braves' "65 Roses Club" that raises funds for Cystic Fibrosis research ... Is chairman of the Atlanta chapter of the Make-A-Wish Foundation ... Is a member of the national board of the Huntington's Disease Society of America, a spokesman for the Georgia March of Dimes, the American Heart Association, the Georgia PTA, the Arthritis Foundation and the Atlanta school district's drive to encourage reading and summer school enrollment ... Has done public service announcements for the Animal Protection Agency, Atlanta's Shepard Spinal Center and the American Legion baseball league, among numerous others.

MURPHY'S HONOR ROLL

NATIONAL LEAGUE MOST VALUABLE PLAYER - BBWAA:
1983, 1982

NATIONAL LEAGUE PLAYER OF THE YEAR - The Sporting News: 1983, 1982

ALL-STAR TEAM - The Sporting News: 1985, 1984, 1983, 1982

ALL-STAR TEAM - UPI: 1984, 1983, (1st year team selected)

ALL-STAR TEAM - AP: 1984, 1983, 1982

GOLD GLOVE AWARD - Rawlings/The Sporting News: 1986, 1985, 1984, 1983, 1982

SILVER STICK AWARD - Louisville Slugger: 1985, 1984, 1983, 1982

N.L. PLAYER OF THE MONTH - 1986, August; 1985, April; 1984, Sept.; 1983, Sept.; 1982, April; 1980, Aug.

NATIONAL LEAGUE ALL-STAR GAME SQUAD - Fan voting: 1986, 1985, 1984, 1983, 1982; Selection, 1980, 1987.

MURPHY (continued)

MURPHY'S CAREER RECORD

YR	CLUB	AVG	G	AB	R	H	2B	3B	HR	RBI	BB	SO	SB
74	Kingsport	.254	54	181	28	46	7	0	5	31	24	53	0
75	Greenwood	.228	131	443	48	101	20	1	5	48	36	63	5
76	Savannah	.267	104	352	37	94	13	5	12	55	25	61	6
	Richmond	.260	18	50	10	13	1	1	4	8	1	12	0
	ATLANTA	.262	19	65	3	17	6	0	0	9	7	9	0
77	Richmond	.305	127	466	71	142	33	4	22	90	33	64	4
	ATLANTA	.316	18	76	5	24	8	1	2	14	0	8	0
78	ATLANTA	.226	151	530	66	120	14	3	23	79	42	145	11
79	ATLANTA	.276	104	384	53	106	7	2	21	57	38	67	6
80	ATLANTA	.281	156	569	98	160	27	2	33	89	59	133	9
81	ATLANTA	.247	104	369	43	91	12	1	13	50	44	72	14
82	ATLANTA	.281	162	598	113	168	23	2	36	109	93	134	23
83	ATLANTA	.302	162	589	131	178	24	4	36	121	90	110	30
84	ATLANTA	.290	162	607	94	176	32	8	36	100	79	134	19
85	ATLANTA	.300	162	616	118	185	32	2	37	111	90	141	10
86	ATLANTA	.265	160	614	89	163	29	7	29	83	75	141	7
87	ATLANTA	.295	159	566	115	167	27	1	44	105	115	136	16
88	ATLANTA	.226	156	592	77	134	35	4	24	77	74	125	3
89	ATLANTA	.228	154	574	60	131	16	0	20	84	65	142	3
Minor Totals		.265	434	1492	194	396	74	11	48	232	119	253	15
A.L. Totals		—	—	—	—	—	—	—	—	—	—	—	—
N.L. Totals		.270	1829	6749	1065	1820	292	37	354	1092	871	1497	151
Atlanta Totals		.270	1829	6749	1065	1820	292	37	354	1092	871	1497	151
M.L. Totals		.270	1829	6749	1065	1820	292	37	354	1092	871	1497	151

MURPHY'S CAREER TRANSACTIONS

- Selected by Atlanta Braves' organization in 1st round (fifth player selected) of free-agent draft, June 5, 1974.
- On disabled list, May 25 to July 19, 1979.

MURPHY'S CHAMPIONSHIP SERIES RECORD

YR	CLUB, OPP	AVG	G	AB	R	H	2B	3B	HR	RBI	BB	SO	SB
82	Atl. vs. St. L.	.273	3	11	1	3	0	0	0	0	0	2	1

MURPHY'S ALL-STAR GAME RECORD

YR	CLUB, SITE	AVG	G	AB	R	H	2B	3B	HR	RBI	BB	SO	SB
80	NL/LA	.000	1	1	0	0	0	0	0	0	0	0	0
82	NL/Mtl.	.000	1	2	1	0	0	0	0	0	1	0	0
83	NL/Chi. (AL)	.333	1	3	0	1	0	0	0	1	0	1	0
84	NL/SF	.667	1	3	1	2	0	0	1	1	1	0	0
85	NL/Minn.	.333	1	3	0	1	0	0	0	0	0	1	0
86	NL/Hou.	.000	1	2	0	0	0	0	0	0	0	0	0
87	NL/Oak.	.000	1	1	0	0	0	0	0	0	0	0	0
Totals—7 Yrs.		.267	7	15	2	4	0	0	1	2	2	2	0

N.L. HOME RUNS BY BALLPARK

at Atlanta	198	at Houston	12	at New York	13	at St. Louis	6
at Chicago	12	at Los Angeles	18	at Philadelphia	13	at San Diego	23
at Cincinnati	20	at Montreal	6	at Pittsburgh	9	at San Francisco	24

MURPHY (continued)

MURPHY—DETAILED HITTING STATISTICS

	1989						CAREER				
	AVG.	G	AB	H	HR	RBI	AVG.	AB	H	HR	RBI
Season	.228	154	574	131	20	84	.270	6749	1820	354	1088
Home	.257	73	276	71	9	47	.289	3292	950	195	583
Road	.201	81	298	60	11	37	.252	3457	870	159	505
vs. Cin	.246	16	61	15	2	9	.249	791	197	42	116
Hou	.176	16	51	9	1	5	.261	748	195	32	100
LA	.206	16	63	13	2	8	.254	794	202	35	119
SD	.254	18	63	16	6	19	.296	781	231	55	160
SF	.227	17	66	15	4	18	.288	740	213	54	157
NL West	.224	83	304	68	15	59	.269	3854	1038	218	652
vs. Chi	.370	12	46	17	1	7	.326	512	167	26	97
Mtl	.271	12	48	13	1	5	.259	483	125	15	50
NY	.214	12	42	9	1	3	.259	460	119	27	71
Pha	.186	11	43	8	1	5	.275	488	134	29	86
Pit	.196	11	46	9	0	1	.250	471	118	19	67
StL	.156	13	45	7	1	4	.247	481	119	20	65
NL East	.233	71	270	63	5	25	.270	2895	782	136	436
Pre-ASG	.245	85	331	81	6	40					
Post-ASG	.206	69	243	50	14	44					
In April	.204	24	98	20	4	17					
May	.283	26	99	28	1	8					
June	.260	27	104	27	1	12					
July	.191	26	94	18	5	18					
August	.163	28	98	16	7	17					
Sept/Oct	.272	23	81	22	2	12					
Day	.243	36	144	35	2	19					
Night	.223	118	430	96	18	65					
Grass	.235	111	412	97	17	71					
Turf	.210	43	162	34	3	13					
vs. RHP	.221	—	402	89	15	65					
LHP	.244	—	172	42	5	19					
Pinch Hitting	.000	—	2	0	0	0					

MURPHY CAREER HIGHS

MOST HITS: 5, 2 Times, Last-8/18/84 vs. StL.; MOST RBI: 6, 3 Times, Last 7/27/89 vs. SF; MOST HR: 3, 5/18/79 vs. SF; MOST SB: 3, 9/13/83 vs. Cin.; LONGEST HITTING STREAK: 15G, 2 Times, Last 6/3-6/18/87

BACK-TO-BACK MVP WINNERS

Dale Murphy became only the fourth National League player ever to win back-to-back MVP award when he did it in 1982-83. Here is a list of the four players to have achieved this.

1958-59 Ernie Banks, Chicago Cubs
1975-76 Joe Morgan, Cincinnati Reds

1980-81 Mike Schmidt, Philadelphia Phillies
1982-83 Dale Murphy, Atlanta Braves

MURPHY TIES N.L. PLAYER OF MONTH RECORD

When he became the National League's Player of the Month for August, 1986, Dale Murphy joined Pete Rose and George Foster as the only players who have won the honor six times since its inception in 1958. Murphy also won the award in April 1985, September 1984, September 1983, April 1982, and August 1980.

MURPHY (continued)

All-Time / Five- and Ten-Year Leaders Hits

1980s		Last Five Years	
1. Yount	1731	1. Puckett	1078
2. E. Murray	1642	2. Boggs	1066
3. W. Wilson	1639	3. Mattingly	1012
4. Boggs	1597	4. Gwynn	992
5. Dale Murphy	1553	5. G. Bell	900
6. Baines	1547	6. Sax	897
7. Dawson	1539	7. Fernandez	895
8. R. Henderson	1507	8. J. Franco	883
9. Trammell	1504	9. Yount	875
10. Dw. Evans	1497	10. Sandberg	857

Home Runs

1. Schmidt	313	1. Strawberry	163
2. Dale Murphy	308	2. Dale Murphy	154
3. E. Murray	274	3. G. Bell	148
4. Dw. Evans	256	4. J. Carter	138
5. Dawson	250	5. Dawson	137
6. Dr. Evans	230	Mattingly	137
7. Armas	225	7. Barfield	136
Ln. Parrish	225	Dr. Evans	136
9. Winfield	223	9. Hrbek	134
10. J.K. Clark	216	10. E. Davis	132
		Gaetti	132

Runs Batted In

1. E. Murray	996	1. Mattingly	574
2. Dale Murphy	929	2. G. Bell	538
Schmidt	929	3. Dw. Evans	509
4. Dw. Evans	900	4. Parker	490
5. Winfield	899	5. J. Carter	489
6. Dawson	895	6. Puckett	475
7. Rice	868	7. E. Murray	471
8. Brett	851	8. C. Ripken	463
9. Baines	835	9. Dawson	462
10. Yount	821	10. Dale Murphy	460

STRING OF FOUR

Dale Murphy had finished among the top ten in BBWAA voting for MVP in each of four years (1982-85) and was the only National Leaguer to stake such a claim. He finished first in 1982 and 1983, 9th in 1984 and 7th in 1985.

PLAYERS WITH 700 OR MORE CONSECUTIVE GAMES (14)

Player	Games	Player	Games
H. Louis Gehrig	2130	Edward F. Yost	829
L. Everett Scott	1307	Augustus R. Suhr	822
Steven P. Garvey	1207	J. Nelson Fox	798
Billy L. Williams	1117	Peter E. Rose	745
Joseph W. Sewell	1103	Dale Murphy	740
Cal Ripken, Jr.	1088	Richie Ashburn	730
Stanley F. Musial	895	Earnest Banks	717

MURPHY (continued)

MURPHY/M.L. FIELDING								
1B								
Year	PCT	G	PO	A	E	TC	DP	
1978	.984	129	1137	92	20	1249	84	
1979	.980	76	685	42	15	742	61	
1980	1.000	1	10	1	0	11	0	
1981	1.000	3	10	0	0	10	1	
Totals	.983	209	1842	135	35	2012	146	
C								
Year	PCT	G	PO	A	E	TC	DP	PB
1976	.974	19	100	13	3	116	9	0
1977	.954	18	114	11	6	131	2	5
1978	.970	21	83	13	3	99	0	6
1979	.966	27	127	15	5	147	11	2
Totals	.966	85	424	52	17	493	12	13
OF								
Year	PCT	G	PO	A	E	TC	DP	
1980	.985	154	374	14	6	394	4	
1981	.981	103	254	11	5	270	4	
1982	.979	162	407	6	9	422	2	
1983	.985	160	373	10	6	389	0	
1984	.986	160	369	10	5	384	1	
1985	.980	161	334	8	7	349	4	
1986	.981	159	303	6	6	315	1	
1987	.977	159	325	14	8	347	1	
1988	.992	156	340	15	3	358	4	
1989	.985	151	331	5	5	341	0	
Totals	.991	1366	3410	99	60	3569	21	

Andy Nezelek #59



POSITION: RHP
BATS: L **THROWS:** R
HT: 6'6" **WT:** 225

OPENING DAY AGE: 23
BORN: October 24, 1965, at Endicott, NY
RESIDES: Endicott, NY
M.L. SERVICE: 0 + 000
CONTRACT STATUS: Signed thru '89

ACQUIRED: Was the Braves' 5th selection in the 1986 June Draft.

1989 SEASON: Broke into AAA Richmond for 1st time and posted excellent 2.44 ERA in 48 relief appearances, with 12 saves (3rd in the I.L.) ... Led the I.L. in games finished with 37 ... Recorded standout ERA's in April (1.69), May (1.06), June (2.51), and Aug./Sept. (1.59) ... Only tough stretch came in July (9.82 ERA) ... Combined on 3 shutouts in '89: with Gary Eave and Dwayne Henry on June 21 over Omaha, 2-0; with Kent Mercker & Henry over Iowa, 1-0; and with Eave and Joel McKeon on Aug. 18 over Tidewater, 5-0 ... Allowed only 65 H in 77.1 IP.

PRO CAREER: Spent entire year, his third as a pro, at AA Greenville ... Made 25 starts, which tied Kevin Blankenship for most on team ... Finished 7-8 with 4.38 ERA.

1987—The two-year pro fashioned a solid season at Sumter, his first taste of Class A action ... Joined the Sumter Braves following his graduation from Bucknell University ... Made just 12 starts, posting a 6-3 mark and a miniscule 1.80ERA ... Allowed just 56 hits and 12 walks, while fanning 67 in his 85 innings of work ... Was 2nd on the Class A Braves w/his 5 complete games ... **1986—**Finished 6th in the Appalachian League with 2.71ERA.

NEZELEK (continued)

PERSONAL/MISC.: Full name FRANCIS ANDREW NEZELEK ... Single ... Resides in Endicott, NY ... Graduated from Bucknell University with a B.S. in Mechanical Engineering ... Was nominated Academic All-America and named team captain ... Was a 1983 graduate of Union Endicott (NY) HS ... Named to All-Conference squads in both baseball and basketball ... Was a member of the American Legion State Champs in 1983.

NEZELEK'S CAREER RECORD

YR	CLUB	W-L	ERA	G	GS	CG	SHO	SV	IP	H	R	ER	BB	SO
86	Pulaski	2-4	2.71	12	12	2	0	0	66.0	69	36	20	22	55
87	Sumter	6-3	1.80	12	12	5	0	0	85.0	56	24	17	12	67
88	Greenville	7-8	4.38	26	25	3	0	0	133.2	133	77	65	45	89
89	Richmond	4-5	2.44	48	0	0	0	12	77.1	65	25	21	35	30
Minor Totals		19-20	3.06	98	49	10	0	12	362.0	323	162	123	114	241

NEZELEK'S CAREER TRANSACTIONS

—Braves' 5th pick in the 1986 June Draft.

Jim Presley #18



POSITION: INF
BATS: R **THROWS:** R
HT: 6'1" **WT:** 190

OPENING DAY AGE: 28
BORN: October 23, 1961, at Pensacola, FL
RESIDES: Pensacola, FL
M.L. SERVICE: 5 + 099
CONTRACT STATUS: Signed thru '90

ACQUIRED: Traded to the Braves by the Seattle Mariners in exchange for Gary Eave and Ken Pennington Jan. 24, 1990.

1989 SEASON: Slowed by back problems, Presley appeared in only 117 games, after posting 4 consecutive seasons of 150 or more games played ... Hit 12 HRs in '89, giving him 105 in his last 5 years ... Ranks 2nd in Mariners' history in games played, ABs, hits, 2Bs, HRs, RBI, TBs, and extra-base hits ... Was hitting .275 at All-Star break, but slumped in 2nd half, batting only .185 ... Went 30 x 98 in May (.306), with 2 HRs and 9 RBI ... Delivered 10th-inning, game-winning HR in Seattle's 3-2 victory at Cal. Aug. 10 ... Performed well against lefthanders, going 38 x 116, a .328 clip.

PRO CAREER: 1988—After averaging 26.3 HRs the previous 3 seasons, saw a drop-off in power (14 HRs), but also cut down in strikeouts (only 114 after 157 in '87 and 172 in '86) ... Despite being bothered by sore back that plagued him all season, still appeared in 150 games ... Delivered 5 RBI in the Mariners' 14-3 rout of Boston May 23 ... Collected 18 RBI in August ... **1987**—After beginning season with 17-game HR drought, Presley then hit 5 in his next 6 games ... Proceeded to post 3rd consecutive 20+HR, 80+RBI campaign ... Had 3 2-HR games ... Played shortstop for 1st time in his career June 13 vs. Cleveland ... Made another late-inning appearance at SS vs. Indians the following day, and made 1st M.L. start at shortstop Sept. 18 at Chi. ... Recorded 2 SBs at Cleveland, June 21 ... Contributed 2 4-RBI games, April 30 vs. Boston, and June 8 vs. Texas ... **1986**—Enjoyed All-Star season, supplying 27 HRs and ranking 8th in the AL with 107 RBI ... His 64 extra-base hits tied him for 7th in the loop ... Put on power show Opening Night, going 3 x 4 with 2 HRs and 6 RBI ... Included a game-tying 2-run HR in the bottom of the 9th, and a game-winning grand slam in the bottom of the 10th to give Seattle an 8-4 triumph over Cal ... Went on tear May 8-June 3, hitting in 19 of 23 games (34 x 100, .340), with 6 HRs and 24 RBI ... In 30 games June 7-July 8, compiled a .350 BA (41 x 117), including 10 HRs and 30

PRESLEY (continued)

RBI ... Reached All-Star break with 18 HRs, 64 RBI, and .280 BA ... Began 2nd half with grand-slam in bottom of 11th to beat Boston, 5-1, July 17 ... Over 14 games Aug. 31-Sept. 16, hit .400 (32 x 80), with 5 HRs and 23 RBI ... Set a career high and tied a Seattle mark with 3 HRs in 1 game, Sept. 1 vs. Detroit ... Matched career-high 10-game hitting streak, May 8-18 ... **1985**—Socked 28 HRs in 1st full M.L. season, while driving in 84 runs ... Got off to fast start with 6 HRs and 13 RBI in 1st 9 games ... Twice hit homers in 4 consecutive games; April 10-13, with 7 RBI, and June 8-11 (6 RBI) ... Had a career-high 10-game hitting streak May 7-19 (16 x 40, .400) ... Selected as the Mariners' Player of the Month in June, after going 31 x 95 (.326), with 6 HRs and 17 RBI ... Remained hot after All-Star break, hitting .548 (17 x 31) with 4 HRs and 7 RBI over an 8-game period ... Hit 2 HRs at Mil July 23 ... Stroked 4 hits in a game 3 times ... Went 4 x 5 at Bos July 28, 4 x 4 vs. Min July 31, and 4 x 5 at Tex Sept. 30 ... Had great success vs. lefties (54 x 151, .358) ... **1984**—Hit .317 in 69 games at Salt Lake City (AAA), with 13 HRs and 56 RBI ... Promoted to Seattle June 24, and collected 1st M.L. hit in 2nd AB off Cleveland's Bert Blyleven June 29 ... Recorded 1st M.L. grand slam Aug. 31 vs. Balt ... Erupted in Sept. for 6 HRs and 16 RBI ... **1983**—Had productive season at AA Chattanooga, pacing the squad with 90 RBI in 131 games ... **1982**—Topped Lynn (AA) with 22 HRs (6th in the Eastern League) and 79 RBI ... Also led the league with 16 GW RBI ... **1981**—Hit 20 HRs while dividing the season between Wausau (A) and Lynn ... Named to the Midwest League All-Star team and tabbed as the Player of the Month in May, when he hit .298 with 10 HRs and 40 RBI ... Averaged nearly an RBI per game at Wausau (53 RBI in 57 games) ... **1980**—Belted 12 HRs in 126 games at Wausau ... **1979**—Began pro career at Bellingham (A).

PERSONAL/MISC.: Full name JAMES ARTHUR PRESLEY ... Married, wife's name Pam ... One son, Joshua ... 1979 graduate of Escambia High School in Pensacola, FL, where he received honors in baseball ... Led his team to 1974 Little League World Series in Williamsport, PA.

PRESLEY'S CAREER RECORD

YR	CLUB	AVG	G	AB	R	H	2B	3B	HR	RBI	BB	SO	SB
79	Bellingham	.196	48	138	20	27	4	1	1	12	19	21	7
80	Wausau	.245	126	429	45	105	21	1	12	52	24	98	9
81	Wausau	.283	57	205	48	58	10	0	12	53	34	59	9
	Lynn	.257	65	214	32	55	7	1	8	36	24	52	4
82	Lynn	.266	133	462	65	123	24	0	22	79	38	119	12
83	Chattanooga	.265	131	461	70	122	31	5	14	90	56	101	9
84	Salt Lake	.317	69	265	43	84	13	4	13	56	15	46	1
	Seattle	.227	70	251	27	57	12	1	10	36	6	63	1
85	Seattle	.275	155	570	71	157	33	1	28	84	44	100	2
86	Seattle	.265	155	616	83	163	33	4	27	107	32	172	0
87	Seattle	.247	152	575	78	142	23	6	24	88	38	157	2
88	Seattle	.230	150	544	50	125	26	0	14	62	36	114	3
89	Seattle	.236	117	390	42	92	20	1	12	41	21	107	0
Minor Totals		.236	629	2174	323	574	110	12	82	378	210	496	51
A.L. Totals		.250	799	2946	351	736	147	13	115	418	177	713	8
N.L. Totals		—	—	—	—	—	—	—	—	—	—	—	—
Atlanta Totals		—	—	—	—	—	—	—	—	—	—	—	—
M.L. Totals		.250	799	2946	351	736	147	13	115	418	177	713	8

PRESLEY'S CAREER TRANSACTIONS

- Selected by Seattle in 4th round of 1979 June draft.
- Obtained by Braves from Seattle in exchange for Gary Eave and Ken Pennington January 24, 1990.

PRESLEY/M.L. FIELDING

Year	PCT	G	PO	A	E	TC	DP
1984	.958	69	48	113	7	168	12
1985	.961	154	82	335	17	434	24
1986	.965	155	110	308	15	433	31
1987	.953	148	113	311	21	445	28
1988	.940	146	112	234	22	368	25
1989	.924	90	54	154	17	225	13
Totals	.952	762	519	1455	99	2073	133

PRESLEY (continued)

PRESLEY—DETAILED HITTING STATISTICS

	1989						CAREER				
	AVG.	G	AB	H	HR	RBI	AVG.	AB	H	HR	RBI
Season	.236	117	390	92	12	41	.250	2946	736	15	418
Home	.258	63	213	55	7	22	.263	1511	398	58	211
Road	.209	54	177	37	5	19	.236	1435	338	57	207
vs. Cin											
Hou											
LA											
SD											
SF											
NL West											
vs. Chi											
Mtl											
NY											
Pha											
Pit											
StL											
NL East											
Pre-ASG	.275	64	222	61	6	22					
Post-ASG	.185	53	168	31	6	19					
In April	.241	16	54	13	0	5					
May	.306	26	98	30	2	9					
June	.254	19	59	15	3	6					
July	.213	21	80	17	4	14					
August	.125	20	64	8	2	6					
Sept/Oct	.200	15	35	9	1	1					
Day	.143	33	105	15	2	9					
Night	.270	84	285	77	10	32					
Grass	.216	45	162	35	5	18					
Turf	.250	72	228	57	7	23					
vs. RHP	.197	—	274	54	8	30					
LHP	.328	—	116	38	4	11					
Pinch Hitting	.167	—	6	1	1	3					

PRESLEY CAREER HIGHS

MOST HITS: 4, 4 Times, Last 5/30/86 vs. Det.; MOST RBI: 6, 4/18/86 vs. Cal.; MOST HR: 3, 9/1/86 vs. Det.; MOST SB: 2, 6/21/87 at Clev.; LONGEST HITTING STREAK: 10, 2 Times, Last 5/8-18/86

Tom Redington #62



POSITION: INF
BATS: R **THROWS:** R
HT: 6'1" **WT:** 190

OPENING DAY AGE: 21
BORN: February 13, 1969, at Fullerton, CA
RESIDES: Anaheim, CA
M.L. SERVICE: 0 + 000
CONTRACT STATUS: Signed thru '90

REDINGTON (continued)

ACQUIRED: Was the Braves' 3rd round selection in the 1987 June draft.

1989 SEASON: Had banner season at Burlington (A) being honored as the MVP of the Midwest League and was named the league's top prospect by **BASEBALL AMERICA** ... Represented Burlington in the Midwest League All-Star game, and was selected to the post season All-Star team ... Led the Midwest League with 17 HRs and a .517 SLG% ... Hit 2 HRs and drove in 5 runs at Peoria May 2 ... Promoted to AA Greenville July 27, hitting .248 in 33 games.

PRO CAREER: 1988—Led South Atlantic League 3B in putouts (103), assists (243), and double plays (20); finished 4th in SAL in walks with 75, and was 2nd on Sumter squad with 11 HRs and 60 RBI.

PERSONAL/MISC: Full name THOMAS RICHARD REDINGTON ... Single ... 1987 graduate of Esperanza (Cal.) High School ... Twice named All-Conference and All-County ... Won the 1989 Hank Aaron Award, in recognition of being the outstanding offensive player in the Braves' minor league system.

REDINGTON'S CAREER RECORD

YR	CLUB	AVG	G	AB	R	H	2B	3B	HR	RBI	BB	SO	SB
87	Sumter	.321	18	56	9	18	2	0	0	5	13	14	1
88	Sumter	.196	129	429	45	84	13	1	11	60	75	71	4
89	Burlington	.299	85	298	49	89	14	0	17	52	53	48	4
	Greenville	.248	33	109	9	27	4	0	3	13	8	21	1
Minor Totals		.244	265	892	112	218	33	1	31	130	149	154	10

REDINGTON'S CAREER TRANSACTIONS

—Selected by the Braves in the 3rd round of the 1987 June draft.

OPENING AND CLOSING ROSTERS—1989

Following is the Braves' opening day roster on April 4, 1989 and the closing day roster October 1, 1989:

OPENING DAY

Pitchers (11)—Jim Acker, Jose Alvarez, Paul Assenmacher, Joe Boever, Gary Eave, Mark Eichhorn, Tom Glavine, Derek Lilliquist, Charlie Puleo, Pete Smith, Zane Smith, John Smoltz ... Catchers (3)—Bruce Benedict, Jody Davis, John Russell ... Infielders (6)—Jeff Blauser, Darrell Evans, Ron Gant, Gerald Perry, Andres Thomas, Jeff Treadway ... Outfielders (5)—Geronimo Berroa, Tommy Gregg, Dion James, Dale Murphy, Lonnie Smith.

CLOSING DAY

Pitchers (17)—Jay Aldrich, Jose Alvarez, Joe Boever, Tony Castillo, Marty Clary, Gary Eave, Mark Eichhorn, Tom Glavine, Tommy Greene, Dwayne Henry, Derek Lilliquist, Kent Mercker, Charlie Puleo, Rusty Richards, Pete Smith, John Smoltz, Mike Stanton, Bruce Sutter, Sergio Valdez ... Catchers (6)—Bruce Benedict, Francisco Cabrera, Jody Davis, Kelly Mann, John Mizerock, John Russell ... Infielders (7)—Jeff Blauser, Drew Denson, Darrell Evans, Mark Lemke, Gerald Perry, Andres Thomas, Jeff Treadway, Ed Whited ... Outfielders (8)—Geronimo Berroa, Ron Gant, Tommy Gregg, David Justice, Oddibe McDowell, Dale Murphy, Lonnie Smith, Jeff Wetherby.

Rusty Richards #52



POSITION: RHP
BATS: L **THROWS:** R
HT: 6'4" **WT:** 210

OPENING DAY AGE: 25
BORN: January 27, 1965, at Houston, TX
RESIDES: Houston, TX
M.L. SERVICE: 0 + 019
CONTRACT STATUS: Signed thru '90

ACQUIRED: Signed by the Braves as a free agent June 19, 1986.

1989 SEASON: Continued rapid progress through Braves' farm system ... In first year at AAA Richmond, he finished 11-11 with a 3.81 ERA in 27 starts, and ranked 2nd on the squad with 167.2 IP ... Purchased from Richmond Sept. 13, and made Major League debut vs. Houston on Sept. 20 (ND, 5.1 IP, 5 H, 2 ER).

PRO CAREER: 1988—Went 10-7 with a 2.63 ERA in 28 games for AA Greenville and 1-0 in 1 appearance for Class A Durham ... 2.63 ERA at Greenville was 8th in the Southern League ... Permitted 125 hits in 147 innings.

1987—Tossed a 2-hit shutout May 7 vs. Charleston, WV ... Promoted to Durham in late May ... **1986**—Began pro career at Bradenton of the Rookie Gulf Coast League, compiling a 2.33 ERA in 12 relief appearances.

PERSONAL/MISC.: Full name RUSSELL EARL RICHARDS ... Single ... 1983 graduate of Houston's Sharpstown High School, earning All-State honors in 1982 and 1983 ... Sharpstown won state championship in 1982 ... Attended University of Texas for 3 years, helping Longhorns place 2nd in College World Series in 1984 and 1985 ... Made CWS All-Tournament team as a first baseman in 1984 ... Left Texas after junior year to sign with Braves.

RICHARDS' CAREER RECORD

YR	CLUB	W-L	ERA	G	GS	CG	SHO	SV	IP	H	R	ER	BB	SO
86	Bradenton	0-0	2.33	12	0	0	0	1	19.0	17	8	5	7	15
87	Sumter	3-3	3.19	10	8	1	1	0	48.0	45	28	17	17	39
	Durham	6-10	4.54	22	20	1	0	0	125.0	138	73	63	50	62
88	Durham	1-0	0.00	1	0	0	0	0	3.1	0	0	0	0	3
	Greenville	10-7	2.63	28	20	3	2	0	147.0	125	46	43	42	96
89	Richmond	11-11	3.81	27	27	0	0	0	167.2	178	76	71	54	85
	ATLANTA	0-0	4.82	2	2	0	0	0	9.1	10	5	5	6	4
Minor Totals		31-31	3.51	100	75	5	3	0	510.0	503	231	199	170	300
A.L. Totals		—	—	—	—	—	—	—	—	—	—	—	—	—
N.L. TOTALS		0-0	4.82	2	2	0	0	0	9.1	10	5	5	6	4
Atlanta Totals		0-0	4.82	2	2	0	0	0	9.1	10	5	5	6	4
M.L. Totals		0-0	4.82	2	2	0	0	0	9.1	10	5	5	6	4

RICHARDS' CAREER TRANSACTIONS

—Signed by Braves as a free-agent June 19, 1986.

—Pitching—

—Batting—

Year	Club	GF	HR	IBB	HB	WP	BK	AB	R	H	2B	3B	HR	RBI	AVG.
1989	Atl	0	2	0	1	1	0	3	0	0	0	0	0	1	.000
Totals		0	2	0	1	1	0	3	0	0	0	0	0	1	.000

RICHARDS (continued)

RICHARDS—DETAILED PITCHING STATISTICS

	1989							CAREER						
	W-L-S	ERA	G	IP	H	ER	SO	W-L-S	ERA	G	IP	H	ER	SO
Season	0-0-0	4.82	2	9.1	10	5	4	0-0-0	4.82	2	9.1	10	5	4
Home	0-0-0	3.38	1	5.1	5	2	1	0-0-0	3.38	1	5.1	5	2	1
Road	0-0-0	6.75	1	4.0	5	3	3	0-0-0	6.75	1	4.0	5	3	3
vs. Atl														
Cin														
Hou	0-0-0	4.82	2	9.1	10	5	4	0-0-0	4.82	2	9.1	10	5	4
LA														
SD														
SF														
NL West	0-0-0	4.82	2	9.1	10	5	4	0-0-0	4.82	2	9.1	10	5	4
vs. Chi														
Mtl														
NY														
Pha														
Pit														
StL														
NL East														
Pre-ASG														
Post-ASG	0-0-0	4.82	2	9.1	10	5	4							
In April														
May														
June														
July														
August														
Sept/Oct	0-0-0	4.82	2	9.1	10	5	4							
Day														
Night	0-0-0	4.82	2	9.1	10	5	4							
Start	0-0-0	4.82	2	9.1	10	5	4							
Relief														

RICHARDS CAREER HIGHS

MOST K'S: 3, 9/25/89 at Hou.;
 LONGEST WINNING STREAK: —;
 LONGEST LOSING STREAK: —;
 LONGEST SCORELESS STREAK:
 —; FEWEST HITS CG: —; LONG-
 EST RELIEF APPEARANCE: —

RICHARDS/M.L. FIELDING

Year	PCT	G	PO	A	E	TC	DP
1985	1.000	2	1	3	0	4	0
Totals	1.000	2	1	3	0	4	0

Ben Rivera #51



POSITION: RHP
BATS: R **THROWS:** R
HT: 6'6" **WT:** 210

OPENING DAY AGE: 21
BORN: Jan. 11, 1969, at San Pedro DeMacoris,
 Dominican Republic
RESIDES: San Pedro DeMacoris, Dominican
 Republic
M.L. SERVICE: 0 + 000
CONTRACT STATUS: Signed thru '90

ACQUIRED: Signed by the Braves as a free agent Nov. 15, 1985.

1989 SEASON: Had season marred by two bouts with tendinitis ... First sidelined May 3-15, and later missed action June 27-July 16 ... Best start of season came on April 20 vs. Kinston (ND, 6.0 IP, 1 H, 1 R, 1 ER, 2 BB, 1 K).

RIVERA (continued)

PRO CAREER: 1988—Spent whole year at Class A Sumter ... Led team with 173.1 IP, was tied for the lead with 27 starts and tied for 2nd with 9 wins ... Allowed 167 hits and had 3.22 ERA.

1987—Was only 1-5, but had 3.26 ERA for Bradenton of the Rookie Gulf Coast League ... **1986**—Played in a Dominican summer league.

PERSONAL/MISC.: Full name BIENVENIDO RIVERA ... Single ...

RIVERA'S CAREER RECORD

YR	CLUB	W-L	ERA	G	GS	CG	SHO	SV	IP	H	R	ER	BB	SO
87	Bradenton	1-5	3.26	16	5	0	0	0	50.0	55	26	18	19	29
88	Sumter	9-11	3.22	27	27	3	2	0	173.1	167	78	62	52	99
89	Durham	5-7	4.49	23	22	1	0	0	102.1	113	55	51	51	58
Minor Totals		15-23	3.62	66	54	4	2	0	325.2	335	159	131	122	186

RIVERA'S CAREER TRANSACTIONS

—Signed by Braves as a free-agent, November 15, 1985.

Lonnie Smith #27



POSITION: OF
BATS: R **THROWS:** R
HT: 5'9" **WT:** 190

OPENING DAY AGE: 34
BORN: December 22, 1955, at Chicago, IL
RESIDES: Atlanta, GA
M.L. SERVICE: 9 + 059
CONTRACT STATUS: Signed thru '90

ACQUIRED: Signed by the Braves as a minor league free agent March 9, 1988.

1989 SEASON: Named the NL's Comeback-Player-of-the-Year by the The Sporting News, Smith, the Braves' left fielder, could not find a team willing to sign him as recently as March of 1988 ... MVP performance in Puerto Rican Winter League (.366 BA, 28 steals in 60 games) served as harbinger for Smith's '89 campaign ... At the age of 33, established career highs with 21 HRs and 79 RBI (previous highs were 8 HRs, 69 RBI) ... Also swiped 25 bases, enabling him to become the 4th 20-20 man in Atlanta Braves' history (previously accomplished by Hank Aaron in '66 and '68, Dusty Baker in '73, and Dale Murphy in '82 and '83) ... Led the NL in BA with runners in scoring position at .427 (41 x 96) ... Hit .500 (23 x 46) with RISP after July 27 ... Also led the NL in OB% at .415, the first Brave to lead the loop in that category since it became an official statistic in 1984 ... He also finished 3rd in the NL batting race at .315, the highest ranking for a Brave since Ralph Garr led the NL with a .353 in '74 ... His .315 BA was the highest for a Braves' regular since Willie Montanez hit .321 in '76 ... Smith, who made 54 errors in his 5 previous M.L. seasons as a starter ('82-'86), finished 3rd among NL outfielders in '89 with a .993 percentage, committing only 2 errors all season ... In Smith's last 4 full NL seasons ('82-'84, '89), he has finished 2nd ('82), 4th ('83), and 3rd ('89) in the league batting race ... Despite missing 27 games, Smith ranked among the NL leaders in 7 categories: 1st in OB% at .415, 3rd in BA at .315, 5th in SLG% at .533, 7th with 34 2Bs, 8th with 257 TBs, and 8th with 46 multi-hit games and 59 extra-base hits ... Smith and Will Clark were the only 2 Major Leaguers in '89 to have .300+ batting averages, .400+ on-base percentages, and .500+ slugging percentages ... Smith was hit by a pitch 11 times, T3rd in the NL ... It was the most a Brave has been plunked since Felipe Alou was hit 12 times in '66 ... Smith became the first Brave other than Dale Murphy to lead the club in HRs since 1981 (when Bob Horner hit 15) ... Scored 5 runs vs. Mtl on May 6, 1 shy of the M.L. record ... Reached base in

SMITH (continued)

10 consecutive plate appearances via hit or walk May 5-7 (7 walks, single, triple, and homer) ... After beginning the year 0 x 7, Smith hit .364 (44 x 121) in 33 games April 6-May 13 ... His .344 BA on May 13 was his high mark of the season ... Was batting .324 when he hyperextended his right ankle pursuing a foul ball by the Cards' Terry Pendleton; placed on 15-day DL May 22, and missed 20 games ... Racked up 10 hits in 16 ABs (.625), June 21-25 ... Had a 4-hit game on June 23 vs. Hou, his first 4-hit contest since July 26, '87 vs. Balt ... Did not go 3 games in a row without a hit until Aug. 11-12 (1 DH), and had only 3 3-game dry spells all season ... Drove in at least 1 run in 6 straight games July 2- Aug. 2, 2 games short of the franchise record (accomplished 6 times, last by Bob Horner in '80) ... Had 13 HRs and 35 RBI in the first half, along with a .343 BA ... After break, had 8 HRs and 44 RBI, while batting .289 ... His 9th-inning, solo HR July 14 vs. NY, off Sid Fernandez, gave the Braves a 3-2 win and spoiled Fernandez' 16-strikeout performance ... Stole 3 bases at NY, April 26 ... Hit a lofty .358 at home, to go with a .277 road BA ... Also hit .321 vs. lefties, .312 vs. righthanders (14 of his 21 HRs came off righthanders) ... Had a .321 BA on grass, .299 on turf ... Batted .318 during day games, .315 under the lights ... Enjoyed greatest success vs. Mtl (.450, 18 x 40, 2 HRs, 9 RBI), Pit (.444, 16 x 36, 2 HRs, 12 RBI), and Pha (.429, 18 x 42, 3 HRs, 7 RBI).

PRO CAREER: 1988—Began the year at AAA Richmond, where he hit .300 with 9 HRs, 51 RBI 58 runs and 26 SBs in 29 attempts in 93 games ... Recalled by Atlanta July 28 ... Started 30 games in LF ... Hit .364 (8 x 22) vs. Hou and .320 (8 x 25) vs. SF.

1987—Signed a minor league contract with the Royals and spent 1st couple of months with Omaha, hitting .329 in 40 games there ... Then batted .251 in 48 games for Kansas City ... **1986**—Hit .287 with 8 HRs and 44 RBI in 134 games for the Royals ... Kansas City granted him free agency after the season ... **1985**—Played 1st game in KC uniform May 19 at Milwaukee ... 52 SBs included 40 for Royals and 12 for Cardinals ... KC's Player-of-the-Month for September (.318, 14 R, 2 HR, 12 RBI, 6 SB) ... Earned 3rd World Championship ring in as many tries and with 3rd different club ... Hit .333 as the Royals' lead-off hitter for 7 World Series games ... **1984**—Stole 50 bases in 63 attempts for St. Louis ... Hit 5 first-inning homers ... Led N.L. outfielders with 18 assists ... **1983**—Led Cardinals in BA (.321, 2nd in N.L.), on-base percentage (.398), runs (83) and SBs (43) ... Missed June 11-July 8 when he voluntarily admitted himself to a drug rehabilitation program ... **1982**—Led the N.L. with 120 runs and was 2nd with 68 stolen bases ... Topped St. Louis in runs, SBs, BA (.307) and hits (182) ... Tied a modern N.L. record with 5 SBs Sept. 4 vs. San Francisco ... Named to N.L. All-Star team and voted to UPI's and The Sporting News' post-season all-star teams ... 321 BA helped Cards win World Series ... **1981**—Played all 3 outfield positions for Philadelphia ... Finished year with 23-game hitting streak ... **1980**—Selected Rookie-of-the-Year by The Sporting News and Baseball Digest and placed 3rd in the BBWAA balloting ... Batted .600 in the NLCS vs. Houston and earned the 1st of 3 World Series rings when Phillies beat Kansas City ... **1979**—Led American Association with 106 runs (in just 110 games) and had 214 hits for Oklahoma City ... **1978**—Was promoted to Philadelphia for 1st time after batting .315 and stealing an American Association-high 66 bases for Oklahoma City ... Also led A.A. outfielders with 21 assists ... **1977**—Spent 2nd full season with Oklahoma City, stealing 45 bases and scoring 91 runs ... **1976**—In his 1st AAA season, led the American Association with 93 runs ... **1975**—Won TOPPS Player-of-the-Year Award in the Class A Western Carolinas League ... Ranked 1st in league in hits (150), runs (114) and steals (56) and 2nd in batting (.323) ... **1974**—Began pro career at Auburn of the Class A New York-Penn League after being the 3rd overall pick of the June draft (Phillies' 1st selection).

PERSONAL/MISC: Full name is LONNIE SMITH ... Two children: Yaritza (June 17, 1981) and Eric (March 16, 1980) ... 1974 graduate of Centennial High School in Compton, CA ... Earned all-America honors in baseball ... Played Connie Mack baseball on same team with Ozzie Smith (no relation) ... Was honored as the Amateur Baseball Congress Graduate-of-the-Year by the AABC during the '83 season.

SMITH (continued)

SMITH'S CAREER RECORD

YR	CLUB	AVG	G	AB	R	H	2B	3B	HR	RBI	BB	SO	SB
74	Auburn	.286	61	210	48	60	10	4	5	27	52	29	12
75	Spartanburg	.323	131	465	114	150	23	4	7	40	96	63	56
76	Oklahoma City	.308	134	483	93	149	24	9	8	54	60	73	26
77	Oklahoma City	.277	125	477	91	132	14	10	4	41	49	63	45
78	Oklahoma City	.315	125	480	103	151	20	5	7	43	79	79	66
	Philadelphia	.000	17	4	6	0	0	0	0	0	4	3	4
79	Oklahoma City	.330	110	451	106	149	26	9	7	44	56	52	34
	Philadelphia	.167	17	30	4	5	2	0	0	3	1	7	2
80	Philadelphia	.339	100	298	69	101	14	4	3	20	26	48	33
81	Philadelphia	.324	62	176	40	57	14	3	2	11	18	14	21
82	St. Louis	.307	156	592	120	182	35	8	8	69	64	74	68
83	St. Louis	.321	130	492	83	158	31	5	8	45	41	55	43
84	St. Louis	.250	145	504	77	126	20	4	6	49	70	90	50
85	St. Louis	.260	28	96	15	25	2	2	0	7	15	20	12
	Kansas City	.257	120	448	77	115	23	4	6	41	41	69	40
86	Kansas City	.287	134	508	80	146	25	7	8	44	46	78	26
87	Omaha	.329	40	149	36	49	9	1	7	33	18	22	8
	Kansas City	.251	48	167	26	42	7	1	3	8	24	31	9
88	Richmond	.300	93	290	58	87	13	5	9	51	66	65	26
	ATLANTA	.237	43	114	14	27	3	0	3	9	10	25	4
89	ATLANTA	.315	134	482	89	152	34	4	21	79	76	95	25
Minor Totals		.308	819	3005	649	927	139	47	54	333	476	446	273
A.L. Totals		.270	302	1123	183	303	55	12	17	93	111	178	75
N.L. Totals		.299	832	2788	517	833	155	30	51	292	325	431	262
Atlanta Totals		.300	177	596	103	179	37	4	24	88	86	120	29
M.L. Totals		.290	1134	3911	700	1136	210	42	68	385	436	609	327

SMITH'S CAREER TRANSACTIONS

- Selected by Philadelphia in the first round of the 1974 June free-agent draft
- Traded from Philadelphia to Cleveland along with a player to be named (Scott Munninghoff) for catcher Bo Diaz November 20, 1981
- Traded from Cleveland to St. Louis in exchange for pitchers Lary Sorenson and Silvio Martinez November 20, 1981
- On disabled list, June 11 to July 8, 1983
- Traded to Kansas City in exchange for outfielder John Morris, May 17, 1985
- On disabled list, April 13 to May 4, 1986
- Re-signed by Kansas City as a free agent May 18, 1987
- Released by Kansas City December 15, 1987
- Signed by Atlanta as a free agent, March 9, 1988
- On disabled list, May 20 to June 13, 1989

SMITH'S DIVISION SERIES RECORD

YR	CLUB, OPP	AVG	G	AB	R	H	2B	3B	HR	RBI	BB	SO	SB
81	Phil. vs Mtl.	.263	5	19	1	5	1	0	0	0	0	4	0

SMITH'S LEAGUE CHAMPIONSHIP SERIES RECORD

YR	CLUB	AVG	G	AB	R	H	2B	3B	HR	RBI	GW	BB	SO	SB
80	Phil. vs. Hou.	.600	3	5	2	3	0	0	0	0	0	0	1	
82	St.L. vs. Atl.	.273	3	11	1	3	0	0	0	1	0	1	0	
85	K.C. vs. Tor.	.250	7	28	2	7	2	0	0	1	3	6	1	
L.C.S. TOTALS		.295	13	44	5	13	2	0	0	2	3	7	2	

SMITH'S WORLD SERIES RECORD

YR	CLUB	AVG	G	AB	R	H	2B	3B	HR	RBI	GW	BB	SO	SB
80	Phil. vs. K.C.	.263	6	19	2	5	1	0	0	1	1	1	0	
82	St.L. vs. Mil.	.321	7	28	6	9	4	1	0	1	1	5	2	
85	K.C. vs. St.L.	.333	7	27	5	9	3	0	0	4	3	8	2	
W.S. TOTALS		.311	20	74	13	23	8	1	0	6	5	14	4	

SMITH (continued)

SMITH'S ALL-STAR GAME RECORD

YR	CLUB, SITE	AVG	G	AB	R	H	2B	3B	HR	RBI	BB	SO	SB
82	N.L., Mtl.	.000	0	0	0	0	0	0	0	0	0	0	0

SMITH'S N.L. HOME RUNS BY BALLPARK

at Atlanta	14	at Houston	1	at New York	2	at St. Louis	9
at Chicago	4	at Los Angeles	2	at Philadelphia	6	at San Diego	4
at Cincinnati	1	at Montreal	1	at Pittsburgh	3	at San Francisco	4

SMITH'S—DETAILED HITTING STATISTICS

	1989						CAREER				
	AVG.	G	AB	H	HR	RBI	AVG.	AB	H	HR	RBI
Season	.315	134	482	152	21	79	.290	3912	1136	68	385
Home	.358	62	226	81	10	46	.307	1877	576	30	210
Road	.277	72	256	71	11	33	.275	2034	560	38	175
vs. Atl							.346	182	63	7	22
Cin	.274	17	62	17	2	7	.218	225	49	5	20
Hou	.302	14	53	16	3	11	.283	240	68	5	26
LA	.294	9	34	10	1	3	.264	220	58	1	13
SD	.288	17	66	19	2	12	.307	267	82	4	36
SF	.320	15	50	16	3	10	.346	272	94	5	32
NL West	.294	72	265	78	11	43	.338	1224	414	27	149
vs. Chi	.194	9	36	7	1	3	.310	284	88	4	25
Mtl	.450	12	40	18	2	9	.262	237	62	4	28
NY	.250	12	40	10	2	4	.287	258	74	4	23
Pha	.429	12	42	18	3	7	.324	222	72	5	21
Pit	.444	9	36	16	2	12	.332	286	95	7	38
StL	.217	8	23	5	0	1	.292	96	28	0	8
NL East	.341	62	217	74	10	36	.303	1383	419	24	143
Pre-ASG	.343	65	236	81	13	35					
Post-ASG	.289	69	246	71	8	44					
In April	.326	24	92	30	3	10					
May	.321	16	53	17	3	8					
June	.328	16	58	19	4	10					
July	.344	27	96	33	6	19					
August	.305	28	105	32	3	17					
Sept/Oct	.269	23	78	21	2	15					
Day	.318	30	110	35	6	12					
Night	.315	104	372	117	15	67					
Grass	.321	98	355	114	18	61					
Turf	.299	36	127	38	3	18					
vs. RHP	.312	—	317	99	14	51					
LHP	.321	—	165	53	7	28					
Pinch Hitting	.000	—	3	0	0	0					

SMITH CAREER HIGHS

MOST K'S: 13, 4/15/89 at SF;
LONGEST WINNING STREAK: 2, 3
Times, Last-8/28-9/3/89; LONG-
EST LOSING STREAK: 6,
5/3-6/14/88; LONGEST SCORE-
LESS STREAK: 20.2 IP, 8/16-31/88;
FEWEST HITS CG: 3, 2 Times, Last
4/15/89 at SF; LONGEST RELIEF
APPEARANCE: 2.0 IP, 7/23/89 at
NY

L. SMITH/M.L. FIELDING

Year	PCT	G	PO	A	E	TC	DP
1978	1.000	11	5	1	0	6	0
1979	1.000	11	19	1	0	20	0
1980	.969	82	121	2	4	127	0
1981	.971	51	89	10	3	102	2
1982	.970	149	303	16	10	329	3
1983	.941	126	225	14	15	254	4
1984	.948	140	184	18	11	213	0
1985	.965	147	238	11	9	258	4
1986	.965	118	245	5	9	259	1
1987	.915	32	52	2	5	59	0
1988	.968	35	59	2	2	63	0
1989	.993	132	289	3	2	294	0
Totals	.965	1040	1529	85	70	1984	14

Pete Smith #25



POSITION: RHP
BATS: R **THROWS:** R
HT: 6'2" **WT:** 200

OPENING DAY AGE: 24
BORN: February 27, 1966, at Weymouth, MA
RESIDES: Burlington, MA
M.L. SERVICE: 2 + 034
CONTRACT STATUS: Signed thru '89

ACQUIRED: Traded to the Braves, along with Ozzie Virgil, by the Philadelphia Phillies in exchange for Steve Bedrosian and Milt Thompson Dec. 10, 1985.

1989 SEASON: Saw spring training difficulties carry over into regular season, and thus never found consistency he displayed in Aug.-Sept. '88 ... Made brilliant start on April 15, at SF (8.0 IP, 3 H, 1 R, 0 ER, 1 BB, 13 K), yet still lost a 1-0 decision ... The 13 Ks were the most for a Braves' pitcher since Phil Niekro recorded 13 strikeouts on June 9, '77, vs. Pha ... Initial victory of season came on May 7 vs. Mtl (7.0 IP, 3 H, 0 R) ... After losing 11 of his first 13 decisions, Smith went 3-3 in last 7 appearances (1 ND), Aug. 9-Sept. 8 ... Pitched 2 scoreless innings in first M.L. relief appearance, July 23 at NY ... Braves scored only 29 runs in Smith's 14 losses.

PRO CAREER: 1988—Posted a 4-6 mark with a 2.27 ERA in 14 games after July 10 ... Posted quality starts in 12 of his last 14 games after the break ... Was 2-3 with 2 NDs and a 1.92 ERA in his last 7 starts (51.2 IP, 11 ER) ... Led the Braves in complete games with 5 ... Only Brave to pitch a shutout and his 3 were the most by a Braves' right-hander since Craig McMurtry had 3 in 1983 ... Smith's shutouts came July 4, 7-0, over Philadelphia (3-hitter); Aug. 21, 1-0, at Chicago (5-hitter); and Aug. 26, 4-0, vs. Chicago (5-hitter) ... 2 consecutive blank jobs of Cubs were part of 20.2 scoreless inning streak ... Did not allow a run in 25.0 IP vs. Cubs ... 195.1 total IP tied Smith with Tom Glavine for 2nd most on Braves behind Rick Mahler's 249.0.

1987—The 21-year-old former No. 1 pick of the Phillies made the jump from AA Greenville to the Major Leagues in '87 ... Spent most of the season at Greenville, ranking T#2 in the Southern League w/5 CGs ... Also ranked #4 in IP (177.1) and 6th in ERA (3.35) ... Still recovering from off-season surgery, he started slowly at AA, winning just 2 of his first 8 decisions ... Rebounded to win 7 of his next 10 decisions ... Was promoted to Atlanta Sept. 1 and made his ML Debut Sept. 8 ... Won his ML Debut, 4-2, over San Diego's Ed Whitson ... The 8.2 IP in his debut marked the longest ML debut for an Atlanta Braves pitcher since Wenty Ford tossed a CG win over San Francisco on Sept. 10, 1973. ... **1986**—Following a frustrating 1986 season, in which he posted a 1-8 record, Smith underwent surgery to repair an impingement in his right shoulder ... **1985**—Led Clearwater staff in wins w/12 ... Fired 3-H shutout vs Winter Haven on July 16 ... **1984**—Began pro career at Sarasota, registering a 1.46 ERA in 8 starts, fanning 35 in 37 IP ... Was originally the Phillies' #1 selection in the 1984 June Draft.

PERSONAL/MISC.: Full name PETER JOHN SMITH ... Single ... Resides in Burlington, MA ... Was a 1984 graduate of Burlington (MA) High School where he played baseball and basketball for four years, football and golf one year ... Was voted Pitcher-of-the-Year in 1983 and 1984 ... Earned MVP honors and Boston Globe All-Scholastic honors in 1984 ... Tossed two no-hitters his junior year ... Played Little League, Babe Ruth and American Legion ball.

P. SMITH/M.L. FIELDING

Year	PCT	G	PO	A	E	TC	DP
1987	.750	6	1	2	1	4	0
1988	.912	32	12	19	3	34	0
1989	.957	26	11	11	1	23	2
Totals	.910	66	24	32	5	61	2

SMITH (continued)

SMITH'S CAREER RECORD

YR	CLUB	W-L	ERA	G	GS	CG	SHO	SV	IP	H	R	ER	BB	SO
84	Sarasota	1-2	1.46	8	8	0	0	0	37.0	28	11	6	16	35
85	Clearwater	12-10	3.29	26	25	4	1	0	153.0	135	68	56	80	86
86	Greenville	1-8	5.85	24	19	0	0	0	104.2	117	88	68	78	64
87	Greenville	9-9	3.35	29	25	5	1	1	177.1	162	76	66	67	119
	ATLANTA	1-2	4.83	6	6	0	0	0	31.2	39	21	17	14	11
88	ATLANTA	7-15	3.69	32	32	5	3	0	195.1	183	89	80	88	124
89	ATLANTA	5-14	4.70	28	27	1	0	0	142.0	144	83	75	57	115
Minor Totals		23-29	3.74	87	77	9	2	1	472.0	442	243	196	241	304
A.L. Totals		—	—	—	—	—	—	—	—	—	—	—	—	—
N.L. TOTALS		13-31	4.20	66	65	6	3	0	369.0	366	193	172	159	250
Atlanta Totals		13-31	4.20	66	65	6	3	0	369.0	366	193	172	159	250
M.L. Totals		13-31	4.20	66	65	6	3	0	369.0	366	193	172	159	250

SMITH'S CAREER TRANSACTIONS

- Selected by Philadelphia Phillies in first round of 1984 June draft.
- Traded to Atlanta Braves by Phillies December 10, 1985 along with Ozzie Virgil in exchange for Steve Bedrosian and Milt Thompson.

—Pitching—

—Batting—

Year	Club	GF	HR	IBB	HB	WP	BK	AB	R	H	2B	3B	HR	RBI	AVG.
1987	Atl	0	3	0	0	3	1	11	0	1	0	0	0	0	.091
1988	Atl	0	15	3	1	5	7	53	2	6	1	0	0	0	.113
1989	Atl	0	13	2	0	3	7	41	2	4	0	1	0	3	.098
Totals		0	31	5	1	11	15	105	4	11	1	1	0	3	.105

SMITH—DETAILED PITCHING STATISTICS

	1989							CAREER						
	W-L-S	ERA	G	IP	H	ER	SO	W-L-S	ERA	G	IP	H	ER	SO
Season	5-14-0	4.75	28	142.0	144	75	115	13-31-0	4.20	66	369.0	366	172	250
Home	2-7-0	4.48	13	72.1	74	36	52	9-17-0	3.85	36	215.0	202	92	135
Road	3-7-0	5.04	15	69.2	70	39	63	4-14-0	4.68	30	154.0	164	80	115
vs. Atl														
Cin	0-1-0	3.60	3	15.0	18	6	13	1-2-0	3.62	7	37.1	46	15	22
Hou	0-0-0	6.48	2	8.1	13	6	2	0-2-0	3.88	8	46.1	47	20	21
LA	2-1-0	4.15	3	13.0	13	6	8	2-2-0	4.54	8	41.2	40	21	24
SD	0-1-0	3.44	3	18.1	17	7	17	3-2-0	3.62	8	49.2	46	20	38
SF	0-1-0	0.00	1	8.0	3	0	13	1-3-0	3.15	6	34.1	31	12	32
NL West	2-4-0	3.59	12	62.2	64	25	53	7-11-0	3.78	37	209.1	210	88	137
vs. Chi	1-1-0	5.25	2	12.0	13	7	12	3-1-0	1.70	5	37.0	30	7	28
Mtl	1-0-0	6.48	2	8.1	8	6	8	1-1-0	8.38	3	9.2	12	9	9
NY	0-3-0	7.04	4	15.1	17	12	16	0-4-0	5.81	6	26.1	29	17	20
Pha	0-2-0	5.56	2	11.1	15	7	7	1-4-0	3.47	5	33.2	29	13	23
Pit	1-3-0	5.40	4	19.1	18	14	12	0-4-0	7.28	6	29.2	29	24	19
StL	0-1-0	2.77	2	13.0	9	4	7	0-3-0	5.32	4	23.2	27	14	14
NL East	3-10-0	5.67	16	79.1	80	50	62	5-21-0	4.73	29	159.2	156	84	113
Pre-ASG	2-10-0	4.70	16	84.1	88	44	74							
Post-ASG	3-4-0	4.84	12	57.2	56	31	41							
In April	0-3-0	4.44	5	26.1	30	13	31							
May	1-4-0	4.96	6	32.2	30	18	27							
June	1-1-0	3.86	3	14.0	13	6	9							
July	0-3-0	5.81	6	26.1	31	17	18							
August	2-2-0	3.95	5	27.1	23	12	14							
Sept/Oct	1-1-0	5.28	3	15.1	17	9	16							
Day	2-2-0	2.60	5	27.2	17	8	32							
Night	3-12-0	5.27	23	114.1	127	67	83							
Start	5-14-0	4.75	27	140.0	144	75	113							
Relief	0-0-0	0.00	1	2.0	0	0	2							

SMITH CAREER HIGHS

MOST HITS: 5, 7/14/80 vs. Pitt.;
 MOST RBI: 5, 4/10/82 vs. Pitt.;
 MOST HR: 2, 9/25/83 vs. Pha.;
 MOST SB: 5, 9/4/82 vs. SF; LONG-
 EST HITTING STREAK: 23G,
 9/12-10/4/81

John Smoltz #29



POSITION: RHP
BATS: R **THROWS:** R
HT: 6'3" **WT:** 185

OPENING DAY AGE: 22
BORN: May 15, 1967, at Detroit, MI
RESIDES: Lansing, MI
M.L. SERVICE: 1 + 072
CONTRACT STATUS: Signed thru '90

ACQUIRED: Traded to the Braves by the Detroit Tigers in exchange for Doyle Alexander Aug. 12, 1987.

1989 SEASON: Vaulted into prominence as one of NL's standout pitchers at age 22 ... In his first full Major League season, Smoltz became the youngest All-Star pitcher in Braves' franchise history ... Previously, the youngest Braves All-Star pitcher was Gene Conley in '54 (age 23) ... Smoltz also became the youngest All-Star in Atlanta Braves history, and the 3rd-youngest in Braves' franchise history (Hank Aaron in '54 and Eddie Mathews in '52 were selected at age 21) ... Smoltz finished in a tie for 3rd in NL with a .212 opponents' BA against ... Ranked 9th in NL with 168 strikeouts (led NL in Ks as late as Aug. 14) ... Reached All-Star break with an 11-6 mark, with a 2.10 ERA (2nd-best in NL) ... Final ERA of 2.94 was lowest for a Braves' starter since Phil Niekro's 2.88 ERA in '78 ... Hurlled 21 quality starts (3 ERs or less in at least 6.0 IP) ... Went at least 7.0 innings in 20 of his 29 starts ... Allowed more than 3 ERs in only 6 of his starts ... Yielded 2 ERs or less in 17 of his 29 starts, including 9 consecutive outings, June 10-July 24 (and in 16 of his first 21 starts) ... Tossed first M.L. complete game and slammed first M.L. homer May 3 vs. Pha (9.0 IP, 6 H, 3 ER, 2 BB, 9 K), in a 6-3 Braves' win ... His HR was the first for a Braves' pitcher since Charlie Puleo hit one at Chi, May 24, '87 ... Pitched back-to-back CGs vs. Pha, May 3 & 9 ... Established career high with 10 strikeouts in a 2-0 loss to SF on July 24 ... Was the LP in the ALs 5-3 All-Star game victory (1.0 IP, 1 H, 1 ER) ... Went 4-0 vs. Pha, with a 1.54 ERA (6 ERs in 35.0 IP) ... Made final start of season on Sept. 5 (ND vs. Padres) ... Given rest of season off due to tired arm and Braves' desire to give September call-ups as many starts as possible.

PRO CAREER: 1988—Recalled from AAA Richmond July 23, and made Major League debut same day, beating Mets, 6-1, before a crowd of 43,367 in New York (8.0 IP, 4 H, 1 ER, 1 BB, 2 K) ... Lost 4 straight before winning 2nd game, 4-2 vs. Chicago Aug. 28 in Atlanta ... Named International League's top prospect in BASEBALL AMERICA poll of league managers.

1987—Began his 2nd pro season with Detroit's AA affiliate, Glens Falls (NY) of the Eastern League ... BASEBALL AMERICA rated his arm the best in the league ... Was 4-10 with a 5.86 ERA in 21 starts at Glens Falls ... Braves assigned him to Richmond, where he was 0-1 with a 6.19 ERA in 3 starts ...

1986—Began his pro career at Lakeland of the Class A Florida State League ... Won first 3 games, allowing 1 run in 18 innings ... Wound up 7-8 with a 3.56 ERA in 17 games ... BASEBALL AMERICA rated him the 6th best prospect in the FSL.

PERSONAL/MISC.: Full name JOHN ANDREW SMOLTZ ... Single ... Resides in Lansing, MI ... Graduated from Waverly HS in Lansing, MI, where he was All-State in baseball and basketbal ... Played on USA Junior Olympic team and in the National Sports Festival (won Gold and Silver) ... Played on three championship teams in amateur ball.

SMOLTZ/M.L. FIELDING

Year	PCT	G	P				DP
			PO	A	E	TC	
1988	1.000	12	4	6	0	10	1
1989	.887	29	23	32	7	62	2
Totals	.865	41	27	38	7	72	3

SMOLTZ (continued)

SMOLTZ'S CAREER RECORD

YR	CLUB	W-L	ERA	G	GS	CG	SHO	SV	IP	H	R	ER	BB	SO
86	Lakeland	7-8	3.56	17	14	2	1	0	96	86	44	38	31	47
87	Glens Falls	4-10	5.68	21	21	0	0	0	130	131	89	82	81	86
	Richmond	0-1	6.19	3	3	0	0	0	16	17	11	11	11	5
88	Richmond	10-5	2.79	20	20	3	0	0	135.1	118	49	42	37	115
	ATLANTA	2-7	5.48	12	12	0	0	0	64.0	74	40	39	33	37
89	ATLANTA	12-11	2.94	29	29	5	0	0	208.0	160	79	68	72	168
Minor Totals		21-24	4.13	61	58	5	1	0	377.1	352	193	173	160	253
A.L. Totals		—	—	—	—	—	—	—	—	—	—	—	—	—
N.L. Totals		14-18	3.54	41	41	5	0	0	272.0	234	119	107	105	205
Atlanta Totals		14-18	3.54	41	41	5	0	0	272.0	234	119	107	105	205
M.L. Totals		14-18	3.54	41	41	5	0	0	272.0	234	119	107	105	205

SMOLTZ'S CAREER TRANSACTIONS

- Signed as a free agent by the Tigers, September 22nd, 1985
- Traded to the Braves by the Tigers in exchange for Doyle Alexander (August 12, 1987)

—Pitching—

—Batting—

Year	Club	GF	HR	IBB	HB	WP	BK	AB	R	H	2B	3B	HR	RBI	AVG.
1988	Atl	0	10	4	2	2	1	17	1	2	1	0	0	0	.118
1989	Atl	0	15	2	2	8	3	62	6	7	1	1	1	6	.113
Totals		0	25	6	4	10	4	79	7	9	2	1	1	6	.114

SMOLTZ—DETAILED PITCHING STATISTICS

Season	1989							CAREER						
	W-L-S	ERA	G	IP	H	ER	SO	W-L-S	ERA	G	IP	H	ER	SO
Season	12-11-0	2.94	29	208.0	160	68	168	14-18-0	3.54	41	272.0	234	107	205
Home	6-4-0	2.63	13	99.1	66	29	83	7-8-0	3.54	19	134.2	106	53	102
Road	6-7-0	3.23	16	108.2	94	39	85	7-10-0	3.53	22	137.1	128	54	103
vs. Atl														
Cin	1-2-0	2.45	3	18.1	20	5	13	1-4-0	4.34	5	29.0	34	14	16
Hou	1-1-0	1.20	2	15.0	10	2	15	1-2-0	2.49	3	21.2	20	6	18
LA	0-2-0	7.36	2	11.0	10	9	12	0-3-0	6.06	3	16.1	15	11	17
SD	1-2-0	3.67	4	27.0	22	11	24	1-3-0	4.02	6	40.1	37	18	35
SF	2-1-0	1.96	3	23.0	18	5	24	2-2-0	3.52	5	30.2	30	12	29
NL West	4-8-0	3.05	14	94.1	80	32	88	5-14-0	3.98	22	138.0	136	61	115
vs. Chi														
Mtl	1-0-0	2.93	2	15.1	11	5	8	2-0-0	2.70	3	23.1	15	7	14
NY	0-1-0	4.38	2	12.1	9	6	13	0-1-0	4.38	2	12.1	9	6	13
Pha	4-0-0	1.54	4	35.0	23	6	22	1-0-0	1.69	2	16.0	8	3	9
Pit	2-0-0	3.43	3	21.0	17	8	13	4-0-0	1.54	4	35.0	23	6	22
StL	0-2-0	3.68	3	22.0	16	9	17	2-0-0	4.18	4	23.2	21	11	15
NL East	7-3-0	2.85	15	113.2	80	36	80	0-3-0	4.94	4	23.2	22	13	17
Pre-ASG	11-6-0	2.10	18	132.2	98	31	104							
Post-ASG	1-5-0	4.42	11	75.1	62	37	64							
In April	3-2-0	3.06	5	32.1	26	11	26							
May	4-1-0	1.84	6	49.0	30	10	36							
June	2-3-0	2.10	5	34.1	31	8	35							
July	2-2-0	2.06	6	48.0	29	11	35							
August	1-3-0	6.34	6	38.1	42	27	27							
Sept/Oct	0-0-0	1.50	1	6.0	2	1	9							
Day	4-0-0	1.36	6	46.1	34	7	35							
Night	8-11-0	3.40	23	161.2	126	61	133							
Start	12-11-0	2.94	29	208.0	160	68	168							
Relief														

SMOLTZ CAREER HIGHS

MOST K'S: 10, 7/24/89 vs SF;
 LONGEST WINNING STREAK: 3,
 5/3-5/14/89; LONGEST LOSING
 STREAK: 5, 7/24-8/14/89; LONG-
 EST SCORELESS STREAK: 12.1 IP;
 7/23-28/88; FEWEST HITS CG: 5,
 7/2/89 at Pha.; LONGEST RELIEF
 APPEARANCE: —

Mike Stanton #30



POSITION: LHP
BATS: L **THROWS:** L
HT: 6'1" **WT:** 190

OPENING DAY AGE: 22
BORN: June 2, 1967, at Houston, TX
RESIDES: Houston, TX
M.L. SERVICE: 0 + 039
CONTRACT STATUS: Signed thru '90

ACQUIRED: Was the Braves' 13th round selection in the 1987 June Draft.

1989 SEASON: Twenty-two year old lefty reliever dominated hitters at AA and AAA levels while at Greenville and Richmond, and continued excellent '89 performance after being promoted to Atlanta on Aug. 24 ... Set a new Southern League record by recording saves in 11 straight appearances, while recording saves in his last 15 save opportunities for the G-Braves ... His 19 saves at AA, earned in little over half a season, ranked 3rd in the Southern League ... Moved up to Richmond on July 27, where he went 8 x 8 in save opportunities, and was not scored upon in 20.0 IP ... After being recalled to Atlanta on Aug. 24, Stanton tossed 10.1 scoreless innings in his 1st 9 games; combined with 2.0 scoreless innings in his final appearance at Greenville, and his 20.0 shutout innings at Richmond, Stanton threw 32.1 consecutive scoreless innings at 3 levels in '89 ... With Atlanta, Stanton notched 7 saves in 8 opportunities (30 saves in 31 opportunities at AA, AAA, and the Majors in '89) ... His 7 saves tied an Atlanta record by a left-handed reliever ... Allowed only 5 of 17 inherited runners to score with Atlanta, and retired 14 out of 17 first batters faced ... Opposing right-handed batters hit only .206 (14 x 68) vs. Stanton, left-handed hitters .214 (3 x 14).

PRO CAREER: 1988—Placed 4th in Midwest League in strikeouts with 160 ... Tossed 7-inning, 1-hitter vs. Beloit on Aug. 1 ... Led Burlington staff in victories (11) and innings (154) ... Fanned 9.31 batters per 9 innings ... **1987**—Began pro career at Pulaski (A), fanning 82 in 83 innings.

PERSONAL/MISC.: Full name WILLIAM MICHAEL STANTON ... Single ... 1985 graduate of Midland (TX) High School, where he played baseball, basketball and football ... Named to All-District team ... Attended Alvin (TX) Community College.

STANTON'S CAREER RECORD

YR	CLUB	W-L	ERA	G	GS	CG	SHO	SV	IP	H	R	ER	BB	SO
87	Pulaski	4-8	3.24	15	13	3	2	0	83.0	64	37	30	42	82
88	Burlington	11-5	3.62	30	23	1	1	0	154.0	154	86	62	69	160
	Durham	1-0	1.46	2	2	1	1	0	12.0	14	3	2	5	14
89	Greenville	4-1	1.58	47	0	0	0	19	51.1	32	10	9	31	54
	Richmond	2-0	0.00	13	0	0	0	8	20.0	6	0	0	13	20
	Atlanta	0-1	1.50	20	0	0	0	7	24.0	17	4	4	8	27
Minor Totals		22-14	2.89	107	38	5	4	27	320.1	270	136	103	160	330
A.L. Totals		—	—	—	—	—	—	—	—	—	—	—	—	—
N.L. Totals		0-1	1.50	20	0	0	0	7	24.0	17	4	4	8	27
Atlanta Totals		0-1	1.50	20	0	0	0	7	24.0	17	4	4	8	27
M.L. Totals		0-1	1.50	20	0	0	0	7	24.0	17	4	4	8	27

STANTON'S CAREER TRANSACTIONS

—Selected by the Braves in the 13th round of the 1987 June draft.

—Pitching—

—Batting—

Year	Club	GF	HR	IBB	HB	WP	BK	AB	R	H	2B	3B	HR	RBI	AVG.
1989	Atl	10	0	1	0	1	0	0	0	0	0	0	0	0	—
Totals		10	0	1	0	1	0	0	0	0	0	0	0	0	—

STANTON (continued)

STANTON'S—DETAILED PITCHING STATISTICS

	1989							CAREER						
	W-L-S	ERA	G	IP	H	ER	SO	W-L-S	ERA	G	IP	H	ER	SO
Season	0-1-7	1.50	20	24.0	17	4	27	0-1-7	1.50	20	24.0	17	4	27
Home	0-1-3	2.63	9	13.2	13	4	15	0-1-3	2.63	9	13.2	13	4	15
Road	0-0-4	0.00	11	10.1	4	0	12	0-0-4	0.00	11	10.1	4	0	12
vs. Atl														
Cin	0-0-0	10.80	2	1.2	2	2	3	0-0-0	10.80	2	1.2	2	2	3
Hou	0-0-3	0.00	4	6.1	6	0	7	0-0-3	0.00	4	6.1	6	0	7
LA	0-0-0	0.00	3	4.0	2	0	6	0-0-0	0.00	3	4.0	2	0	6
SD	0-0-0	0.00	2	2.2	1	0	2	0-0-0	0.00	2	2.2	1	0	2
SF	0-1-1	6.75	2	2.2	4	2	4	0-1-1	6.75	2	2.2	4	2	4
NL West	0-1-4	2.08	13	17.1	15	4	22	0-1-4	2.08	13	17.1	15	4	22
vs. Chi	0-0-2	0.00	4	2.2	0	0	3	0-0-2	0.00	4	2.2	0	0	3
Mtl														
NY														
Pha														
Pit	0-0-1	0.00	2	3.0	1	0	2	0-0-1	0.00	2	3.0	1	0	2
StL	0-0-0	0.00	1	1.0	1	0	0	0-0-0	0.00	1	1.0	1	0	0
NL East	0-0-3	0.00	7	6.2	2	0	5	0-0-3	0.00	7	6.2	2	0	5
Pre-ASG														
Post-ASG	0-1-7	1.50	20	24.0	17	4	27							
In August	0-0-1	0.00	5	4.2	2	0	3							
Sept/Oct	0-1-6	1.86	19	19.1	15	4	24							
Day	0-0-1	0.00	6	6.2	2	0	10							
Night	0-1-6	2.08	14	17.1	15	4	17							
Start														
Relief	0-1-7	1.50	20	24.0	17	4	27							

STANTON/M.L. FIELDING

Year	PCT	G	PO	A	E	TC	DP
1989	.750	20	1	2	1	4	0
Totals	.750	20	1	2	1	4	0

STANTON CAREER HIGHS

MOST K'S: 4, 9/20/89 vs. Hou.;
 LONGEST WINNING STREAK: —;
 LONGEST LOSING STREAK: 1,
 9/7/89 vs. SF; LONGEST SCORE-
 LESS STREAK: 9.0 IP, 8/24-9/5/89;
 FEWEST HITS CG: —; LONGEST
 RELIEF APPEARANCE: 3.0 IP,
 9/20/89 vs. Hou.

Andres Thomas #14



POSITION: IF
BATS: R **THROWS:** R
HT: 6'1" **WT:** 185

OPENING DAY AGE: 26
BORN: November 10, 1963, at Boca Chica, DR
RESIDES: Boca Chica, DR
M.L. SERVICE: 4 + 034
CONTRACT STATUS: Signed thru '90

ACQUIRED: Signed by the Braves as a free agent December 16, 1981.
1989 SEASON: Led all NL shortstops in HRs for 2nd consecutive year with 13, and finished 3 RBI behind Chicago's Shawon Dunston for 2nd-best total in loop ... Hit .243 in first half, 10 HRs and 43 RBI ... Slumped after All-Star break, batting only .175 rest of campaign ... Drove in a career-high 5 runs vs. Mtl on May 6 ... Also had 4 hits in that game, his best '89 total ... Drew 2 walks at Hou on April 5, only 3rd time in career (493 games) Thomas has walked twice in one game ... Batted .283 vs. Hou (13 x 46).

THOMAS (continued)

PRO CAREER: 1988—Put together most productive season of career ... No. 1 among National League shortstops in HRs (13) and RBI (68) ... RBI total was best ever by an Atlanta shortstop and most by a Braves' SS since Johnny Logan had 83 in 1955 ... HRs were most by a Braves SS since Dennis Menke hit 20 in 1966, the team's first year in Atlanta ... Had two 10-game hitting streaks: (May 11-22 (16 x 50, .320, 8 RBI) and June 27-July 6 (18 x 43, .419, 10 RBI) ... Hit 2 homers June 18 vs. Houston and had career-high 5 hits June 27 vs. San Francisco ... Batted .300 (42 x 140, 50 RBI) with runners in scoring position ... 153 hits were 2nd most on team.

1987—Injuries that resulted in two stays on the disabled list plagued Thomas' 3rd season with the Braves ... The shortstop's first stay on the DL was with a sprained right ankle (April 20) ... He was hitting .244 (10-41) w/1HR and 6 RBIs at the time ... Came off DL on May 13 and played in 71 of Braves' next 77 games before suffering a slightly torn ligament in his left knee ... Went on DL for second time on August 10 ... Did not see any action the remainder of the season ...

1986—Thomas started the '86 season w/Atlanta, despite playing in just 11 games at AAA ... Shared the shortstop job w/Rafael Ramirez, but started 29 straight games in late June and August ... Batted .306 in the first half; just .199 after the All-Star Game ... Hit first ML HR off Larry McWilliams May 28 at Pittsburgh ... Earned Topps' Major League Rookie All-Star Team honors (only the seventh Brave to win that honor) ...

1985—Spent most of '85 at AA Greenville; was promoted to Richmond for 11 games; and then to Atlanta on September 3 ... Made ML Debut on September 3 at Pittsburgh as a pinch-runner (scored) ... Made first ML AB on September 11 at LA ... Collected his first ML hit off Goose Gossage on September 28 ... Had a career high 9 HRs and 59 RBIs at AA Greenville ... Was 2nd in Southern League w/525 total chances, fielded at a .941 clip ... Earned SL All-Star honors ...

1984—Played entire season at Class A Durham and was voted top defensive shortstop in the Carolina League in a poll of managers ... **1983**—Was hitting .315 in his first 61 games at Anderson at time of promotion to Durham ... **1982**—Began pro career at Bradenton.

PERSONAL/MISC.: Full name ANDRES PEREZ THOMAS ... Resides in Boca Chica, DR ... Graduated from Colegio Parrosqial San Rafael High School in Boca Chica, DR, in 1981 ... Played baseball and basketball, leading hoops team in scoring his senior season.

THOMAS' CAREER RECORD

YR	CLUB	AVG	G	AB	R	H	2B	3B	HR	RBI	BB	SO	SB
82	Bradenton	.259	44	143	18	37	2	1	1	14	7	20	8
83	Anderson	.315	61	251	33	79	8	444	10				
	Durham	.248	70	290	17	72	14	0	2	41	10	48	3
84	Durham	.263	114	460	64	121	18	4	7	44	32	75	19
85	Greenville	.249	114	458	53	114	18	4	9	59	23	63	3
	Richmond	.179	11	28	3	5	0	0	1	6	6	6	0
	ATLANTA	.278	15	18	6	5	0	0	0	2	0	2	0
86	ATLANTA	.251	102	323	26	81	17	2	6	32	8	49	4
87	ATLANTA	.231	82	324	29	75	11	0	5	39	14	50	6
88	ATLANTA	.252	153	606	54	153	22	2	13	68	14	95	7
89	ATLANTA	.213	141	554	41	118	18	0	13	57	12	62	3
	Minor Totals	.263	414	1630	188	428	60	13	21	184	92	256	43
	A.L. Totals	—	—	—	—	—	—	—	—	—	—	—	—
	N.L. Totals	.237	493	1825	124	432	68	4	37	198	48	258	20
	Atlanta Totals	.237	493	1825	124	432	68	4	37	198	48	258	20
	M.L. Totals	.237	493	1825	124	432	68	4	37	198	48	258	20

THOMAS' CAREER TRANSACTIONS

- Signed as a free-agent by Atlanta Braves, December 16, 1981.
- On disabled list, April 20 to May 13, 1987.
- On disabled list, August 10 through remainder of the 1987 season.

THOMAS' N.L. HOME RUNS BY BALLPARK

at Atlanta	16	at Houston	1	at New York	1	at St. Louis	1
at Chicago	1	at Los Angeles	2	at Philadelphia	2	at San Diego	1
at Cincinnati	4	at Montreal	2	at Pittsburgh	3	at San Francisco	3

THOMAS (continued)

THOMAS—DETAILED HITTING STATISTICS

	1989						CAREER				
	AVG.	G	AB	H	HR	RBI	AVG.	AB	H	HR	RBI
Season	.213	141	554	118	13	57	.237	1825	432	37	198
Home	.195	65	251	49	5	26	.232	852	198	16	89
Road	.228	76	303	69	8	31	.240	973	234	21	109
vs. Cin	.169	15	59	10	0	2	.249	197	49	6	24
Hou	.283	11	46	13	0	3	.242	157	38	3	14
LA	.138	15	58	8	2	3	.198	187	37	4	12
SD	.259	15	58	15	1	8	.248	202	50	2	27
SF	.206	18	68	14	4	8	.236	199	47	7	27
NL West	.208	74	289	60	7	24	.235	942	221	22	104
vs. Chi	.208	12	48	10	2	3	.181	138	25	3	8
Mtl	.234	11	47	11	0	9	.235	132	31	2	17
NY	.250	11	44	11	0	3	.252	151	38	2	11
Pha	.258	10	31	8	1	8	.306	180	55	2	30
Pit	.188	12	48	9	2	5	.272	125	34	5	14
StL	.191	11	47	9	1	5	.178	157	28	1	14
NL East	.219	67	265	58	6	33	.239	883	211	15	94
Pre-ASG	.243	79	309	75	10	43					
Post-ASG	.176	62	245	43	3	14					
In April	.260	19	73	19	2	7					
May	.230	27	113	26	4	18					
June	.243	27	107	26	4	16					
July	.205	23	88	18	0	5					
August	.163	26	98	16	1	7					
Sept/Oct	.173	19	75	13	2	4					
Day	.209	34	139	29	4	13					
Night	.214	107	415	89	9	44					
Grass	.211	103	403	85	10	39					
Turf	.219	38	151	33	3	18					
vs. RHP	.215	—	381	82	9	39					
LHP	.208	—	173	36	4	18					
Pinch Hitting	.000	—	2	0	0	0					

THOMAS CAREER HIGHS

MOST HITS: 5, 6/27/88 vs. SF;
 MOST RBI: 5, 5/6/89 vs. Mont.;
 MOST HR: 2, 2 Times, Last 6/18/88
 vs. Hou.; MOST SB: 1, 13 Times,
 Last-6/9/89 at Hou.; LONGEST HIT-
 TING STREAK: 10G, 2 Times,
 Last-6/27-7/6/88

THOMAS/M.L. FIELDING

SS

Year	PCT	G	PO	A	E	TC	DP
1985	.920	10	6	17	2	25	2
1986	.958	97	143	290	19	452	62
1987	.953	81	128	276	20	424	56
1988	.959	150	230	456	29	715	90
1989	.956	138	231	400	29	660	81
Totals	.957	476	738	1439	99	2276	291

Jeff Treadway #15



POSITION: IF
 BATS: L THROWS: R
 HT: 5'11" WT: 170

OPENING DAY AGE: 27
 BORN: January 22, 1963, at Columbus, GA
 RESIDES: Griffin, GA
 M.L. SERVICE: 2 + 034
 CONTRACT STATUS: Signed thru '90

TREADWAY (continued)

ACQUIRED: Contract purchased by Braves from Cincinnati Reds, March 25, 1989.

1989 SEASON: Provided stellar defense at 2B and batted .277, the highest BA for a Braves' second baseman since Felix Millan hit .289 in 1971 ... Model of consistency, batting .276 in first half and .278 after All-Star break ... Treadway's BA peaked at .304 on June 22; he had enough at-bats to qualify among the league leaders after June 23, when he was batting .299, 7th in the NL, his highest ranking of the season ... After May 11, Treadway never saw his BA dip below .273 ... Fashioned a career-high 16-game hitting streak Aug. 25-Sept. 10 (23 x 67, .343, 1 HR, 5 2Bs, 11 RBI) ... Was the longest hitting streak by a Brave since Jerry Royster hit in 17 straight games Aug. 24-27, '82 ... Batted .429 (9 x 21) with runners in scoring position after Aug. 10 ... Hit safely in 43 out of 50 games April 20-June 22 (59 x 182, .324) ... Among his 8 HRs, 6 came on the road, including an inside-the-park homer at Cin Aug. 6 (the Braves' 1st since July 28, '85, when Paul Runge hit one at Pha) ... Batted 301 vs. righthanders (110 x 366) ... Performed the hidden ball trick against SD Aug. 11 (game 1), in the 9th inning, helping preserve a 6-5 Braves' win ... Had the 4th-best strikeout ratio in NL (1 per 13.5 plate appearances) ... Led Braves' starters with a .309 BA (42 x 136) on artificial turf ... Went 10 x 27 (.370) vs. NY, with 1 HR and 4 RBI ... Played 123 games at second base, and 6 errorless games at third.

PRO CAREER: 1988—Started 80 games at 2B before having season end prematurely Aug. 27, when he suffered separated left shoulder in home plate collision with Cards' backstop Tom Pagnozzi ... Hit .252 in 103 games, including a torrid month of May (26 x 76, .342) ... Put together a 14-game hitting streak May 3-21 ... **1987**—Had excellent season at AAA Nashville, finishing 9th in the American Association in batting at .315 ... Topped all A.A. 2B with a .980 fielding percentage ... Promoted to Reds on Sept. 1, and collected 2 hits in his M.L. debut Sept. 4 at Chicago ... Hit .333 (28 x 84) in 23 games for Cin the remainder of season ... **1986**—Earned quick promotion from AA Vermont, after hitting .336 in 33 games ... Sent to Denver on May 24, where he hit .328 in 72 games ... Had a red-hot July, batting .425 ... **1985**—Played entire season at Vermont, where his .302 BA ranked 5th in the Eastern League ... Was selected to the Eastern League All-Star team ... Also honored by Topps as their 2nd baseman on the All-Star team for all Class AA leagues ... **1984**—Began pro career at Tampa of the Florida State League, where he was selected to the league All-Star team, while being named the best defensive third baseman in the FSL ... Hit .309 in 119 games.

PERSONAL/MISC: Full name HUGH JEFFERY TREADWAY ... Married the former Lori Ann Watts ... One son, Benjamin Hunt ... Was a 1981 graduate of Griffin (GA) High School, where he received All-American honors and had a career .402 BA ... Named MVP of the basketball team in his senior season ... Attended Middle Georgia College and the University of Georgia, and played on both schools' baseball teams, posting a combined .379 BA.

TREADWAY'S CAREER RECORD

YR	CLUB	AVG	G	AB	R	H	2B	3B	HR	RBI	BB	SO	SB
84	Tampa	.309	119	372	44	115	16	0	0	44	54	40	13
85	Vermont	.302	129	431	63	130	17	1	2	49	71	40	6
86	Vermont	.336	33	122	18	41	8	1	1	16	23	12	3
	Denver	.328	72	204	20	67	11	4	3	23	19	12	3
87	Nashville	.315	123	409	66	129	28	5	7	59	52	41	2
	Cincinnati	.333	23	84	9	28	4	0	2	4	2	6	1
88	Cincinnati	.252	103	301	30	76	19	4	2	23	27	30	2
89	ATLANTA	.277	134	473	58	131	18	3	8	40	30	38	3
	Minor Totals	.313	476	1538	211	482	80	11	13	191	219	145	27
	A.L. Totals	—	—	—	—	—	—	—	—	—	—	—	—
	N.L. Totals	.274	260	858	97	235	41	7	12	67	59	74	6
	Atlanta Totals	.277	134	473	58	131	18	3	8	40	30	38	3
	M.L. Totals	.274	260	858	97	235	41	7	12	67	59	74	6

TREADWAY'S CAREER TRANSACTIONS

- Signed by the Cincinnati Reds as a free agent January 29, 1984.
- Purchased by Braves from Cincinnati March 25, 1989.

TREADWAY (continued)

TREADWAY'S N.L. HOME RUNS BY BALLPARK

at Atlanta	2	at Houston	0	at New York	1	at St. Louis	1
at Chicago	0	at Los Angeles	1	at Philadelphia	0	at San Diego	0
at Cincinnati	6	at Montreal	0	at Pittsburgh	0	at San Francisco	1

TREADWAY—DETAILED HITTING STATISTICS

	1989						CAREER				
	AVG.	G	AB	H	HR	RBI	AVG.	AB	H	HR	RBI
Season	.277	134	473	131	8	40	.274	858	235	12	67
Home	.261	65	234	61	2	22	.279	416	116	6	36
Road	.293	69	239	70	6	18	.269	442	119	6	31
vs. Atl							.351	37	13	0	2
Cin	.316	14	57	18	2	7	.316	57	18	2	7
Hou	.170	13	47	8	0	0	.211	95	20	1	2
LA	.256	14	43	11	1	2	.272	92	25	2	6
SD	.233	13	43	10	1	7	.259	85	22	2	9
SF	.273	15	55	15	2	6	.250	112	28	2	11
NL West	.253	69	245	62	6	22	.264	478	126	9	37
vs. Chi	.326	11	46	15	0	4	.314	86	27	0	5
Mtl	.225	11	40	9	0	4	.194	72	14	0	7
NY	.370	9	27	10	1	4	.341	44	15	1	4
Pha	.297	11	37	11	0	2	.340	53	18	1	3
Pit	.342	10	38	13	0	3	.339	62	21	0	7
StL	.275	13	40	11	1	1	.222	63	14	1	4
NL East	.303	65	228	69	2	18	.287	380	109	3	30
Pre-ASG	.276	74	268	74	3	15					
Post-ASG	.278	60	205	57	5	25					
In April	.230	17	61	14	1	5					
May	.347	21	72	25	0	3					
June	.291	27	103	30	2	5					
July	.244	23	82	20	1	7					
August	.298	26	94	28	3	8					
Sept/Oct	.230	20	61	14	1	12					
Day	.272	34	125	34	2	9					
Night	.279	100	348	97	6	31					
Grass	.264	96	337	89	5	30					
Turf	.309	38	136	42	3	10					
vs. RHP	.300	—	367	110	8	30					
LHP	.198	—	106	21	0	10					
Pinch Hitting	.273	—	11	3	0	0					

TREADWAY CAREER HIGHS

MOST HITS: 3, 6 Times, Last-8/29/89 at Pitt.; MOST RBI: 2, 12 Times, Last-8/27/89 at Chi.; MOST HR: 1, 11 Times, Last-9/7/89 at SF; MOST SB: 1, 6 Times, Last-9/8/89 at Cin; LONGEST HITTING STREAK: 16G, 8/25-9/10/89

TREADWAY/M.L. FIELDING

2B

Year	PCT	G	PO	A	E	TC	DP
1987	.958	21	44	48	4	96	14
1988	.984	97	188	252	7	447	49
1989	.981	123	271	336	12	619	80
Totals	.980	241	503	636	23	1162	143

3B

Year	PCT	G	PO	A	E	TC	DP
1988	.667	2	1	1	1	3	1
1989	1.000	6	2	5	0	7	0
Totals	.900	8	3	6	1	10	1

Sergio Valdez #34



POSITION: RHP
BATS: R **THROWS:** R
HT: 6'1" **WT:** 190

OPENING DAY AGE: 24
BORN: September 7, 1965, at Elias Pina, DR
RESIDES: Elias Pina, DR
M.L. SERVICE: 0 + 117
CONTRACT STATUS: Signed thru '90

ACQUIRED: Obtained by the Braves from the Montreal Expos, along with Kevin Dean and Nathan Minchey, in exchange for Zane Smith, July 3, 1989.

1989 SEASON: Compiled a 4.50 ERA in (16 ERs in 32.0 IP) with Atlanta in 18 relief appearances ... Before trade, went 6-3 in 19 games (12 starts) for Indianapolis, with a 3.28 ERA ... Struggled in his 1 start for Atlanta, July 23 at NY (0.2 IP, 6 ER), resulting in inflated season-ending ERA ... Picked up his 1st M.L. win Aug. 26 at Chi (3.1 IP, 3 H, 0 R, 3 K) ... Allowed only 1 of 5 inherited runners to score, and held opposing 1st batters to a .222 BA (4 x 18).

PRO CAREER: 1988—Had a 2-2 record, with a 3.38 ERA in 5 starts at Indianapolis (AAA), when a broken right thumb was discovered May 5 ... Was sidelined 6 weeks ... Beat Denver July 24, 2-0, allowing only 2 hits through 8 innings ... Made last start of campaign on Aug. 9, when he left game after 2 IP because of inflammation in right shoulder ... Resumed pitching again in the Florida Instructional League in late Sept. ... Played for Escogido in the Dominican Republic winter league ... **1987**—Led American Association in Ks (128) in his 1st year at AAA level ... Tied for league lead with 2 SHO's, and tied for 2nd in games started with 27 Fired 1-hitter against Nashville on Aug. 2, fanning 10 ... Contributed 2 playoff wins, including a 1-0, 2-hitter over Louisville in the semi-finals ... **1986**—Paced the Florida State League with 16 wins, establishing a West Palm Beach (A) team record ... Saluted as the Expos Minor League Player of the Month in August on the basis of a 5-0 mark, 0.72 ERA and 3 CGs ... After league playoffs, made jump from Class A to Majors, and made big league debut Sept. 10 at NY ... Lost to the Mets, 6-1 (6.0 IP, 9 H, 6 R, 5 ER, 4 BB, 2 K) ... Went 0-4 with 1 ND in his 5 starts ... **1985**—Won 6 of 11 decisions at Utica (A), tossing 5 CGs in 15 starts ... **1984**—Appeared in 5 Gs for West Palm Beach, in addition to 13 at Jamestown (A) ... **1983**—Began pro career at Calgary (Rookie).

PERSONAL/MISC.: Full name SERGIO SANCHEZ VALDEZ ... Single ... Favorite hobby is fishing.

VALDEZ'S CAREER RECORD

YR	CLUB	W-L	ERA	G	GS	CG	SHO	SV	IP	H	R	ER	BB	SO
83	Calgary	6-3	5.57	13	13	1	0	0	73.0	88	55	45	31	41
84	W. Palm Beach	0-0	8.74	5	0	0	0	0	11.0	15	11	11	8	6
	Jamestown	2-7	4.03	13	12	5	1	0	76.0	78	47	34	33	46
85	Utica	6-5	3.07	15	15	5	0	0	106.0	96	53	36	36	86
86	W. Palm Beach	16-6	2.47	24	24	6	4	0	145.2	119	48	40	46	108
	Montreal	0-4	6.84	5	5	0	0	0	25.0	39	20	19	11	20
87	Indianapolis	10-7	5.12	27	27	2	2	0	158.1	191	106	90	64	128
88	Indianapolis	5-4	3.43	14	14	0	0	0	84.0	80	38	32	28	61
89	Indianapolis	6-3	3.28	19	12	0	0	1	90.2	78	38	33	26	81
	Atlanta	1-2	6.06	19	1	0	0	0	32.2	31	24	22	17	26
Minor Totals		51-35	3.88	130	117	19	7	1	744.2	747	398	321	272	557
A.L. Totals														
N.L. Totals		1-6	6.40	24	6	0	0	0	57.2	70	44	41	28	46
Atlanta Totals		1-2	6.06	19	1	0	0	0	32.2	31	24	22	17	26
M.L. Totals		1-6	6.40	24	6	0	0	0	57.2	70	44	41	28	46

VALDEZ'S CAREER TRANSACTIONS

VALDEZ (continued)

Year	Club	GF	HR	IBB	HB	WP	BK	AB	R	H	2B	3B	HR	RBI	AVG.
1986	Mtl	0	2	0	1	2	0	8	0	1	0	0	0	0	.125
1989	Atl	8	5	3	0	2	0	1	0	1	0	0	0	0	01.000
Totals		8	7	3	1	4	0	9	0	2	0	0	0	0	.222

VALDEZ—DETAILED PITCHING STATISTICS

	1989							CAREER						
	W-L-S	ERA	G	IP	H	ER	SO	W-L-S	ERA	G	IP	H	ER	SO
Season	1-2-0	6.06	19	32.2	31	22	26	1-6-0	6.24	24	57.2	70	40	46
Home	0-1-0	5.00	10	18.0	14	10	14	0-4-0	5.63	13	32.0	38	20	27
Road	1-1-0	7.36	9	14.2	17	12	12	1-2-0	7.01	11	25.2	32	20	21
vs. Atl														
Cin	0-1-0	6.75	3	4.0	5	3	5	0-1-0	6.75	3	4.0	5	3	5
Hou														
LA	0-0-0	18.00	1	2.0	5	4	1	0-0-0	18.00	1	2.0	5	4	1
SD	0-0-0	4.50	2	2.0	1	1	0	0-0-0	4.50	2	2.0	1	1	0
SF	0-0-0	9.00	1	2.0	3	2	2	0-0-0	9.00	1	2.0	3	2	2
NL West	0-1-0	9.00	7	10.0	14	10	8	0-1-0	9.00	7	10.0	14	10	8
vs. Chi														
Mtl	1-0-0	5.06	2	5.1	6	3	5	1-1-0	6.10	3	10.1	15	7	9
NY	0-0-0	1.59	3	5.2	2	1	7	0-0-0	1.59	3	5.2	2	1	7
Pha	0-1-0	11.12	3	5.2	6	7	2	0-2-0	9.25	4	11.2	15	12	4
Pit														
StL	0-0-0	2.25	2	4.0	2	1	3	0-1-0	6.00	2	9.0	14	6	12
StL	0-0-0	0.00	2	2.0	1	0	1	0-0-0	2.25	2	4.0	2	1	3
StL	0-0-0	0.00	2	2.0	1	0	1	0-1-0	3.86	3	7.0	8	3	3
NL East	1-1-0	4.76	12	22.2	17	12	18	1-5-0	5.66	17	47.2	56	30	38
Pre-ASG	0-0-0	3.00	1	3.0	1	1	3							
Post-ASG	1-2-0	6.37	18	29.2	30	21	23							
In April														
May														
June														
July	0-2-0	5.84	7	12.1	9	8	11							
August	1-0-0	3.65	7	12.1	11	5	8							
Sept/Oct	0-0-0	10.12	5	8.0	11	9	7							
Day	1-1-0	10.50	3	6.0	10	7	6							
Night	0-1-0	5.06	16	26.2	21	15	20							
Start	0-1-0	80.60	1	.2	5	6	1							
Relief	1-1-0	4.50	18	32.0	26	16	25							

VALDEZ CAREER HIGHS

MOST K'S: 7, 10/3/86 at Pha.;
 LONGEST WINNING STREAK: 1,
 8/26/89 at Chi.; LONGEST LOSING
 STREAK: 4, 9/10-26/86; LONGEST
 SCORELESS STREAK: 6.1 IP,
 8/22-8/29, 89; FEWEST HITS CG:
 —; LONGEST RELIEF
 APPEARANCE: 3.1 IP, 9/20/89 vs.
 Hou.

VALDEZ/M.L. FIELDING

Year	PCT	G	PO	A	E	TC	DP
1986	.800	5	3	1	1	5	1
1989	1.000	19	2	2	0	4	0
Totals	.889	24	5	3	1	9	1

BRAVES BITS

DID YOU KNOW ... The Braves had 15 rain delays totaling 15 hours, 46 minutes in 1989.

BRAVES BITS

DID YOU KNOW ... The Braves' 10-run inning vs. San Francisco on July 27, 1989, was their second biggest outburst since moving to Atlanta. They scored 13 runs against Houston on Sept. 20, 1972.

Ernie Whitt #12



POSITION: C
BATS: L **THROWS:** R
HT: 6'2" **WT:** 205

OPENING DAY AGE: 37
BORN: June 13, 1952, at Detroit, MI
RESIDES: Mt. Clemens, MI
M.L. SERVICE: 11 + 017
CONTRACT STATUS: Signed thru '90

ACQUIRED: Traded to the Braves, along with Kevin Batiste, by the Toronto Blue Jays in exchange for Rick Tricek Dec. 17, 1989.

1989 SEASON: The last of the original Blue Jays, Whitt posted double figures in HRs (11) for the 8th consecutive season ... A career .251 hitter entering '89, Whitt caught fire in May, batting .356 for the month (21 x 59) ... From May 6-26, he raised his BA from .246 to .340, going 18 x 36 (.500) in 13 games ... Went 4 x 4 twice during that stretch (May 6 vs. Cal, May 20 at Chi) ... Homered in 4 consecutive starts May 20-27 (10 x 18, .556, 4 HRs, 11 RBI) ... Matched his career-high in RBI (4) 3 times in 10 starts (May 20 at Chi, May 26 vs. Chi, and June 4 at Bos) ... Hit 3rd career grand slam June 4 at Bos ... Collected 21 RBI in 28 games May 19-June 7 ... Was batting .319 through June, and finished 1st half at .300 ... Second-half slump saw BA dip to final .262 mark ... Had the 2nd-highest fielding pct. among AL catchers (100+ games) at .992 ... Homered off Dave Stewart in Toronto's 7-3 loss at Oak in Game 1 of the ALCS on Oct. 3 ... Started all 5 playoff games, going 2 x 16, with 1 HR and 3 RBI.

PRO CAREER: 1988—Named to The Sporting News AL All-Star team after 16-70-.251 campaign ... Finished 2nd in fielding pct. among AL receivers at .994, which tied his own club mark previously set in '84 and '87 ... Appeared in 1,000th career game, May 17 vs. Tex ... Went 4 x 5 at Det June 16, with 4 RBI ... Rebounded from slow 1st half (.220 BA) to hit .288 the rest of the season ... Poked 5 HRs in 10 games Aug. 8-23 ... Added 6 more HRs in Sept., giving Whitt 11 HRs in a 38-game span ... Had 2 2-HR games: Aug. 11 at NY, and Sept. 27 at Bos ... Recognized for Aug. performance (21 x 66, .319, 5 HRs, 15 RBI) by being named the Blue Jays' Player of the Month for the 1st time in his career ... Matched his career-best by collecting 6 RBI at Bos Sept. 27 ... **1987**—Set new career-highs in BA (.269) hits (120) and RBI (75) ... Went 4 x 6 at Min May 14 ... Put together 7-game hitting streak July 31-Aug. 9 (11 x 29, .379, 1 HR, 9 RBI) ... Enjoyed hot month of Aug. (32 x 93, .344, 3 HRs, 16 RBI), and raised his BA from .257 to .280 ... Exploded in Sept. for 8 HRs in 15 games, including a 3-HR display vs. Balt Sept. 14, becoming only the 2nd Blue Jay to perform the feat ... Drove in 5 runs in that game, after a 2-HR, 6-RBI outing on Sept. 12 vs. NY ... Gave Whitt 5 HRs and 11 RBI in consecutive starts, with an 0 x 3 non-start on Sept. 13 sandwiched in between ... Drove in 20 runs in final month ... **1986**—Sidelined April 16-30 with back spasms, which led to an early-season slump (.195 BA through June 25) ... Recovered to hit .313 from June 27 through the rest of the season ... Cracked 3 HRs in 4 starts June 16-22 ... Hit in 5 straight games June 27-July 1 (10 x 17, .588) ... Excelled over last 2 months, hitting .325 (50 x 154) with 6 HRs and 22 RBI ... Belted 2nd lifetime grand slam, May 22 at Chi ... Went 3 x 5 with 4 RBI vs. Tex Aug. 16 ... Fanned only once in 78 ABs, May 30-July 5 ... **1985**—Selected as an All-Star for 1st time in Majors ... Ranked 3rd among AL catchers with 19 HRs ... Had a career-high 10-game hitting streak April 24-May 10 (14 x 37, .378, 3 HRs, 6 RBI) ... Homered in 3 straight games May 24-26 at Chi ... Went 21 x 61 in May (.344), with 5 HRs and 16 RBI ... Hit 1st career grand slam June 23, off Boston's Bruce Kison ... Played in '85 All-Star Game, but didn't get to plate ... September slump (.161 BA) dropped final BA to .245 ... Batted .190 (4 x 21) in 7 ALCS games vs. KC ... **1984**—Ranked 2nd among AL backstops with a .984 fielding pct. ... Hit in 12 of 13 games May 27-June 12 (16 x 39, .410, 2 HRs, 7 RBI) ... Placed on DL June 16-July 1 after being spiked on right achilles tendon in home plate collision with Boston's Reid Nichols ... Homered 3 times in 4 starts Aug. 17-22 ... **1983**—Swatted 17 HRs in 123 games, including 3 in 4 starts June 12-19 ... Drove in 9 runs in those 4 starts ... Went 4 x 7 at Cal June 12 ... Had 2 2-HR games at home vs. Det (May 23 and Sept. 4) ... Pieced together 8-game hitting skein June 12-23 (12 x 21, .571, 3 HRs, 9 RBI) ... Didn't commit 1st error of season until Aug. 16 (game #88), snapping a string of 96 errorless games dating back to Sept., '82 ... **1982**—Compiled a .261 BA in 105 games ... Went 4 x 4 vs. Mil Aug. 3 ... Recorded 8 hits in 12

WHITT (continued)

ABs Aug. 3-5 ... Hit .311 in Aug. (19 x 61) ... **1981**—Hit .236 in 74 games ... Committed only 3 errors all season (.991%) ... **1980**—Played 1st full season in Majors, batting .237 in 106 games ... Went 4 x 4 at Cal July 17 ... **1979**—Spent entire year at Syracuse and sparked defensively, leading all catchers in the IL with a .995 fielding pct. ... Selected to The Sporting News Silver Glove team ... **1978**—Hit .246 in 121 games at Syracuse ... Called up to Toronto in Sept., went hitless in 4 ABs ... **1977**—Played 29 games at Charleston (AAA) before being promoted to Blue Jays May 23 ... Appeared in 23 games for Jays before dislocating tendon in right foot on Aug. 16, which caused him to miss remainder of year ... **1976**—Divided campaign between Bristol (AA) and Rhode Island (AAA) before being recalled by Red Sox in Sept. ... Homered in 1st M.L. game off the Brewers' Jim Colborn Sept. 21 ... After season, was selected by Toronto in expansion draft ... **1975**—Disabled from April 11 through June 13 ... Played in only 82 games for Bristol, hitting .254 ... **1974**—First year in AA ball ... Had 9 HRs and 56 RBI in 111 games ... **1973**—Named the Carolina League's All-Star catcher ... Finished 6th in the league with a .290 BA ... **1972**—Began pro career at Winter Haven (A) and Williamsport (A).

PERSONAL/MISC: Full name LEO ERNEST WHITT ... Married the former Christine Jordan June 19, 1974 ... Three children: Ashley Renai (Nov. 3, 1976), Ernest Jordan (Dec. 13, 1978), and Taylor (Dec. 3, 1979) ... 1970 graduate of Carl Brablec High School (Roseville, MI) ... Attended Macomb Community College (Warren, MI) ... Has a partnership in 15 Mother's Pizza-Pasta Restaurant franchises around Toronto ... Was the 1986-87 Honorary Campaign Chairman of the Canadian Cancer Society ... Received the 1983 Good Guy Award from the Toronto Chapter of the BBWAA.

WHITT'S CAREER RECORD

YR	CLUB	AVG	G	AB	R	H	2B	3B	HR	RBI	BB	SO	SB
72	Winter Haven	.183	31	82	3	15	1	1	0	7	10	9	0
	Williamsport	.500	1	4	1	2	1	0	0	0	0	0	0
73	Winston-Salem	.290	130	424	63	123	23	3	1	50	60	31	7
74	Bristol	.249	111	385	55	96	10	1	9	56	47	32	12
75	Bristol	.254	82	252	29	64	9	1	2	19	33	19	2
76	Bristol	.218	26	87	12	19	2	3	1	10	10	5	0
	Rhode Island	.266	90	304	33	81	16	2	7	42	39	32	1
	Boston	.222	8	18	4	4	2	0	1	3	2	2	0
77	Charleston	.255	29	94	12	24	6	0	0	7	18	14	0
	Toronto	.171	23	41	4	7	3	0	0	6	2	12	0
78	Syracuse	.246	121	399	50	98	16	3	12	53	8	35	0
	Toronto	.000	2	4	0	0	0	0	0	0	1	1	0
79	Syracuse	.249	114	382	32	95	18	4	7	43	42	43	2
80	Toronto	.237	106	295	23	70	12	2	6	34	22	30	1
81	Toronto	.236	74	195	16	46	9	0	1	16	20	30	5
82	Toronto	.261	105	284	28	74	14	2	11	42	26	35	3
83	Toronto	.256	123	344	53	88	15	2	17	56	50	55	1
84	Toronto	.238	124	315	35	75	12	1	15	46	43	49	0
85	Toronto	.245	139	412	55	101	21	2	19	64	47	59	3
86	Toronto	.268	131	395	48	106	19	2	16	56	35	39	0
87	Toronto	.269	135	446	57	120	24	1	19	75	44	50	0
88	Toronto	.251	127	398	63	100	11	2	16	70	61	38	4
89	Toronto	.262	129	385	42	101	24	1	11	53	52	53	5
Minor Totals		.256	735	2413	290	617	102	18	39	287	267	220	24
A.L. Totals		.253	1223	3532	428	892	166	15	132	521	405	453	22
N.L. Totals		—	—	—	—	—	—	—	—	—	—	—	—
Atlanta Totals		—	—	—	—	—	—	—	—	—	—	—	—
M.L. Totals		.253	1223	3532	428	892	166	15	132	521	405	453	22

WHITT'S CAREER TRANSACTIONS

- Selected by Boston Red Sox in 15th round of 1972 June draft.
- On disabled list, April 11 through June 13, 1975.
- Selected by Toronto from Boston in 1976 AL expansion draft.
- On disabled list, Aug. 17 through end of season, 1977.
- On disabled list, June 16-July 1, 1984.
- On disabled list, April 15-30, 1986.
- Granted free agency, Nov. 3, 1986; signed with Toronto, Jan. 8, 1987.
- Obtained by Braves, along with Kevin Batiste, from Toronto in exchange for Rick Tricek, Dec. 17, 1989.

WHITT (continued)

WHITT/M.L. FIELDING							
Year	PCT	C					
		G	PO	A	E	TC	DP
1976	1.000	8	24	0	0	24	0
1977	1.000	14	62	4	0	66	0
1978	1.000	1	7	1	0	8	0
1980	.986	105	436	56	7	499	11
1981	.991	72	297	46	3	346	5
1982	.982	98	406	30	8	444	0
1983	.992	119	554	50	5	609	4
1984	.994	118	583	40	4	627	8
1985	.988	134	649	38	8	695	6
1986	.991	129	709	41	7	757	7
1987	.994	131	803	55	5	863	10
1988	.994	123	643	43	4	690	10
1989	.922	115	550	43	5	598	5
Totals	.991	1167	5723	447	56	5684	66

WHITT—DETAILED HITTING STATISTICS

	1989							CAREER				
	AVG.	G	AB	H	HR	RBI	AVG.	AB	H	HR	RBI	
Season	.262	129	385	101	11	53	.253	3532	892	132	521	
Home	.234	67	184	43	8	27	.247	1685	416	68	260	
Road	.289	62	201	58	3	26	.258	1847	476	64	261	
vs. Cin												
Hou												
LA												
SD												
SF												
NL West												
vs. Chi												
Mtl												
NY												
Pha												
Pit												
StL												
NL East												
Pre-ASG	.300	71	203	61	5	32						
Post-ASG	.220	58	182	40	6	21						
In April	.288	18	52	15	0	6						
May	.356	22	59	21	4	16						
June	.312	24	77	24	1	9						
July	.189	20	53	10	1	3						
August	.241	25	83	20	4	16						
Sept/Oct	.180	20	61	11	1	3						
Day	.248	47	121	30	5	15						
Night	.269	82	264	71	6	38						
Grass	.279	47	154	43	3	18						
Turf	.251	82	231	58	8	35						
vs. RHP	.276	—	341	94	10	46						
LHP	.159	—	44	7	1	7						
Pinch Hitting	.188	—	16	5	0	2						

WHITT CAREER HIGHS

MOST HITS: 4, 7 Times, Last-5/20/89 at Chi.; MOST RBI: 6, 2 Times, Last 9/27/88 at Bos.; MOST HR: 3, 9/14/87 vs. Balt.; MOST SB: 1, 22 Times, Last-9/27/89 at Det.; LONGEST HITTING STREAK: 10G, 4/24-5/10/85

NON-ROSTER PLAYERS INVITED TO SPRING TRAINING

Steve Avery #77



POSITION: LHP
BATS: L **THROWS:** L
HT: 6'4" **WT:** 180

OPENING DAY AGE: 19
BORN: April 14, 1970, at Trenton, MI
RESIDES: Taylor, MI
M.L. SERVICE: 0 + 000
CONTRACT STATUS: Signed thru '90

ACQUIRED: Was the Braves' 1st selection (3rd overall) in the 1988 June draft.

1989 SEASON: Tabbed by BASEBALL AMERICA as one of their "10 For The 1990s," highly heralded southpaw was one of only two players selected (the other being Texas' Ruben Sierra) among a list of people "that will influence baseball in the next decade" ... Split season between Durham (A) and Greenville (AA), making 13 starts for each club ... Although only 6-4 at Durham, Avery compiled overpowering numbers: 1.45 ERA, only 59 hits allowed in 86.2 IP, 90 Ks, and only 20 walks ... On Durham's Opening Day, April 9 (a DH), Avery followed Dennis Burlingame's perfect game with a near gem of his own, shutting out Frederick in a 7-inning affair, 2-0 ... Carried a no-hitter into the 6th, and ended up surrendering only 2 hits ... Gave up only 2 ERs in his first 24.2 IP (0.73 ERA), with 33 Ks and only 11 hits allowed ... Lost his 2 other most dominating performances; April 27 vs. Winston-Salem, 4-3 (6.2 IP, 3 H, 1 ER, 1 BB, 13 Ks) and May 7 vs. Kinston, 6-5 (CG 7.0 IP, 2 H, 1 ER, 0 BBs, 10 Ks) ... Promoted to Greenville on June 20, and continued to impress, winning 6 of 9 decisions, while compiling a 2.77 ERA ... Best outings occurred July 7 at Charlotte (W, 6.0 IP, 6 H, 2 R, 2 ER, 2 BB, 8 Ks in a 3-2 win) and Sept. 4 in Game 1 of Greenville's playoff at Orlando (W, 8.2 IP, 6 H, 2 R, 2 ER, 2 BB, 8 Ks) ... Honored for superlative showing at Durham and Greenville by being named as BASEBALL AMERICA's top prospect in the Carolina League and /3 prospect in the Southern League.

PRO CAREER: 1988—Became the 3rd straight left-handed pitcher the Braves had picked in the 1st round of the draft (following Kent Mercker in 1986 and Derek Lilliquist in 1987) ... Joined Pulaski of the Rookie Appalachian League after signing ... Was 7-1 with a 1.50 ERA and 80 strikeouts in 66.0 IP (38 hits) in 10 starts for Pulaski ... 3 CGS (1 one-hitter and 2 two-hitters) included 2 shutouts.

PERSONAL/MISC.: Full name STEVEN THOMAS AVERY ... Single ... 1988 graduate of John F. Kennedy High School in Taylor, MI ... Was 13-0 with an 0.51 ERA, 24 BBs, and 196 Ks in 88.1 IP as a senior ... Pitched 2 no-hitters and 7 shutouts ... Was 6-0 in state tournament, leading Kennedy to championship game ... Playing in outfield while not pitching, Avery batted .511 with 8 HRs and 44 RBI ... Earned numerous honors, including being named the state Player-of-the-Year by Scholastic Coach, Michigan Athlete-of-the-year by USA Today, and "Mr. Baseball" by the state high school association ... Was 29-4 with a 1.11 ERA, 82 BBs, and 376 Ks in 210.2 IP during 4-year career ... Also was standout basketball player ... Turned down a baseball scholarship to Stanford to sign with Braves.

AVERY'S CAREER RECORD

YR	CLUB	W-L	ERA	G	GS	CG	SHO	SV	IP	M	R	ER	BB	SO
88	Pulaski	7-1	1.50	10	10	3	2	0	66.0	38	16	11	19	80
89	Durham	6-4	1.45	13	13	3	1	0	86.2	59	22	14	20	90
	Greenville	6-3	2.77	13	13	1	0	0	84.1	69	32	26	34	73
Minor Totals		19-8	1.94	36	36	7	3	0	237.0	166	70	51	73	243

AVERY'S CAREER TRANSACTIONS

—Selected by the Braves in the first round of the 1988 June draft.

Kevin Batiste #40



POSITION: OF
BATS: S **THROWS:** R
HT: 6'2" **WT:** 186

OPENING DAY AGE: 23
BORN: October 21, 1966, Galveston, TX
RESIDES: Clearwater, FL
M.L. SERVICE: 0 + 014
CONTRACT STATUS: Signed thru '90

ACQUIRED: Obtained by the Braves, along with Ernie Whitt, from the Toronto Blue Jays in exchange for Rick Tricek Dec. 17, 1989.

1989 SEASON: Batted .222 with 1 HR, 25 RBI and 20 SBs in 81 games at Knoxville (AA) ... Called up to Majors for 1st time June 10, going 2 x 8 in 6 games ... Returned to Knoxville on June 23.

PRO CAREER: 1988—Began season with Knoxville (AA), batting .234 in 112 games, with 31 SBs in 44 attempts ... Promoted to Syracuse (AAA) on Aug. 3, hitting .229 in 34 games ... **1987**—Playing for Dunedin (A), led Florida State League with 70 SBs ... Also led league OFs in total chances (368) and putouts (347) ... Paced Dunedin with 137 hits ... Hit .265 in 49 games with Florence (A) ... Purchased by Ventura (A) on May 31, hitting only .180 in 78 games ... Stole 34 bases in 42 attempts over entire season ... **1985**—Began pro career at Medicine Hat of Pioneer League.

PERSONAL/MISC: Full name KEVIN WADE BATISTE ... Single ... Resides in Clearwater, FL ... Was a 1985 graduate of Ball High School in Galveston, TX ... Played baseball and football, earning All-District and All-Greater Houston honors.

BATISTE'S CAREER RECORD

YR	CLUB	AVG	G	AB	R	H	2B	3B	HR	RBI	BB	SO	SB
85	Medicine Hat	.248	70	274	45	68	6	4	1	20	14	83	13
86	Florence	.265	49	181	33	48	8	1	3	16	30	56	20
	Ventura	.180	78	250	29	45	6	0	0	9	29	92	14
87	Dunedin	.267	130	514	65	137	12	3	3	28	58	136	70
88	Knoxville	.234	112	363	44	85	14	4	3	22	31	119	31
	Syracuse	.229	34	105	10	24	6	1	1	9	4	39	8
89	Knoxville	.222	81	279	36	62	8	8	1	25	40	81	20
	Toronto	.250	6	8	1	2	0	0	0	0	0	5	0
	Minor Totals	.239	554	1966	262	469	60	21	12	129	206	606	176
	A.L. Totals	.250	6	8	1	2	0	0	0	0	0	5	0
	N.L. Totals	—	—	—	—	—	—	—	—	—	—	—	—
	Atlanta Totals	—	—	—	—	—	—	—	—	—	—	—	—
	M.L. Totals	.250	6	8	1	2	0	0	0	0	0	5	0

BATISTE'S CAREER TRANSACTIONS

- Signed by the Toronto Blue Jays in the 2nd round of the 1985 June draft.
- Traded from Toronto, along with Ernie Whitt, to Atlanta for Rick Tricek December 17, 1989.

BRAVES BITS

DID YOU KNOW ... The Braves franchise record for most RBIs in a game is held by pitcher Tony Cloninger. Cloninger drove in 9 runs on July 3, 1966 vs SF when he clubbed an NL record two grand slams in the game.

Dennis Burlingame #43



POSITION: RHP
BATS: R **THROWS:** R
HT: 6'4" **WT:** 200

OPENING DAY AGE: 20
BORN: June 17, 1969, at Woodbury, NJ
RESIDES: Mullica Hill, NJ
M.L. SERVICE: 0 + 000
CONTRACT STATUS: Signed thru '90

ACQUIRED: Was the Braves' 5th round selection in the 1987 June draft.

1989 SEASON: In a phenomenal year cut short when he had a small spur removed from his elbow, Burlingame stamped himself as one of the outstanding talents in the Braves' organization ... Hurlled a perfect game on Durham's Opening Day (game 1), retiring all 21 Frederick batters in a 2-0 triumph April 9 ... Threw only 70 pitches, and recorded 5 Ks ... Marked the 1st no-hitter ever for a Durham pitcher, and was the 1st perfect game in the Carolina League since Rick Hatcher hurled one in '82 ... Did not issue an unintentional walk in his 1st 5 outings, covering 34.0 IP ... Followed with a CG, 3-hit shutout at Salem April 30 (9.0 IP, 3 H, 0 BB, 8 Ks), setting down the last 18 batters in a 13-0 rout ... Recognized for sensational month by receiving Player of the Week honors (April 3-9), along with being named the Carolina League's Player of the Month ... Final line is nothing short of amazing: 4-0, .050 ERA, 54.1 IP, 28 H, 8 R, 3 ER, with 42 Ks ... And perhaps most noteworthy, Burlingame walked only 5 batters, 1 of those intentionally, all season ... Underwent successful arthroscopic surgery on right elbow in August ... Selected to the Carolina League All-Star team, and was rated the 4th-best prospect in the league by BASEBALL AMERICA.

PRO CAREER: 1988—Led South Atlantic League in shutouts (4), and finished 8th in ERA (2.49) ... Fired 2-hitter against Charleston, SC on May 3, and tossed 3-hitter vs. Fayetteville on May 18.

PERSONAL/MISC: Full name DENNIS ARTHUR BURLINGAME ... Single ... 1987 graduate of Kingsway (NJ) High School, where he received All-South Jersey and Tri-County honors during his junior and senior seasons.

BURLINGAME'S CAREER RECORD

YR	CLUB	W-L	ERA	G	GS	CG	SHO	SV	IP	H	R	ER	BB	SO
88	Sumter	9-11	2.49	24	24	8	4	0	163.0	132	59	45	43	89
89	Durham	4-0	0.50	11	11	2	2	0	54.1	28	8	3	5	42
Minor Totals		13-11	1.99	35	35	10	6	0	217.1	160	67	48	48	131

BURLINGAME'S CAREER TRANSACTIONS

—Selected by the Braves in the 5th round of the 1987 June draft.

BRAVES BITS

DID YOU KNOW ... Babe Ruth and Cy Young both finished their careers with the Braves.

Francisco Cabrera #19



POSITION: 1B-C
BATS: R **THROWS:** R
HT: 6'4" **WT:** 193

OPENING DAY AGE: 23
BORN: October 10, 1966, at Santo Domingo, Dominican Republic
RESIDES: Santo Domingo, Dominican Republic
M.L. SERVICE: 0 + 027
CONTRACT STATUS: Signed thru '90

ACQUIRED: Obtained by the Braves from the Toronto Blue Jays Aug. 29, 1989, as the player-to-be-named-later in the Aug. 24, 1989, trade of Jim Acker to the Blue Jays (Braves received Tony Castillo from Toronto on Aug. 24, 1989).

1989 SEASON: Named the International League's Rookie-of-the-Year and All-Star catcher, hitting .300 at Syracuse (AAA) and Richmond, with 9 HRs and 72 RBI ... Hit in 15 of his first 16 AAA games (26 x 59, .441) ... Compiled a 12-game hitting streak, April 15-29 ... Went 5 x 5 vs. Columbus April 26 ... Had RBI in 7 straight games, June 24-30, and drove in 14 runs in a 9-game stretch, June 24-July 2 ... Went 4 x 6 vs. Denver on Aug. 5, with 1 HR and 4 RBI ... After trade, went 2 x 6 in 3 games for Richmond, before being recalled by Braves on Sept. 6 ... Started 3 games for Atlanta (1 at C, 2 at 1B) ... Recognized as the 8th-best prospect in the International League by BASEBALL AMERICA.

PRO CAREER: 1988—Solid AA campaign (20 HRs, 54 RBI, .284 BA in 119 games) earned Cabrera a slot on the Southern League All-Star team ... Began season with Dunedin (A), hitting .400 (14 x 35) in 9 games before being promoted to AA Knoxville on April 19 ... Ranked 3rd in the Southern League in HRs with 20, 4th in SLG% at .473, and 3rd in HR/AB ratio with 1 for every 21.5 ABs ... Led all receivers in the S.L. in total chances (874), putouts (783), and assists (68) ... Tied for league lead in DPs for catchers with 6 ... **1987**—Hit .276 in 129 games, while leading Myrtle Beach with 27 2Bs ... Led all South Atlantic League catchers in games (123), total chances (958) and putouts (848) ... Named Best Defensive Catcher and Catcher with Best Arm in the SAL by BASEBALL AMERICA ... **1986**—Began pro career at Ventura (A), before having his contract assigned to St. Catherines (A) of the NY-Penn League, where he hit .297 in 68 games.

PERSONAL/MISC: Full name FRANCISCO PAULINO CABRERA ... Married the former Elkis Reyes ... Attended Santa Cruz (Santo Domingo) High School.

CABRERA'S CAREER RECORD

YR	CLUB	AVG	G	AB	R	H	2B	3B	HR	RBI	BB	SO	SB
86	Ventura	.167	6	12	2	2	1	0	0	3	0	4	1
	St. Catherines	.297	68	246	31	73	13	2	6	35	16	48	7
87	Myrtle Beach	.276	129	449	61	124	27	1	14	72	40	82	4
88	Dunedin	.400	9	35	2	14	4	0	1	9	1	2	0
	Knoxville	.284	119	429	59	122	19	1	20	54	26	75	4
89	Syracuse	.299	113	428	59	128	30	5	9	71	20	72	4
	Richmond	.333	3	6	0	2	1	0	0	1	0	0	0
	ATLANJA	.214	4	14	0	3	2	0	0	0	0	3	0
Minor Totals		.290	447	1605	214	465	95	9	50	245	103	283	20
A.L. Totals		—	—	—	—	—	—	—	—	—	—	—	—
N.L. Totals		.214	4	14	0	3	2	0	0	0	0	3	0
Atlanta Totals		.214	4	14	0	3	2	0	0	0	0	3	0
M.L. Totals		.214	4	14	0	3	2	0	0	0	0	3	0

CABRERA (continued)

CABRERA'S CAREER TRANSACTIONS

- Signed as a free agent by the Toronto Blue Jays September 17, 1985.
- Traded by Toronto to Atlanta as the player-to-be-named-later in the August 24, 1989 trade of Jim Acker to the Blue Jays (Braves received Tony Castillo from Toronto on Aug. 24, 1989).

Brian Deak #56



POSITION: C
BATS: R **THROWS:** R
HT: 6'0" **WT:** 183

OPENING DAY AGE: 22
BORN: October 25, 1967 at Harrisburg, PA
RESIDES: Scottsdale, AZ
M.L. SERVICE: 0 + 000
CONTRACT STATUS: Signed thru '90

ACQUIRED: Was the Braves' 3rd selection in the 1986 January draft.

1989 SEASON: Despite missing 35 games, Deak led the Braves' minor league system with 21 HRs, his 2nd consecutive season with 20+ homers ... Represented Durham (A) in the Carolina League All-Star game, and was honored with post-season All-Star recognition ... Would have been promoted to Atlanta in Sept., but suffered broken finger on throwing hand Aug. 24 ... Posted a 2-HR, 5-RBI game at Salem April 28 ... Had 6 3-RBI games.

PRO CAREER: 1988—In just his 3rd professional season, Deak moved up to Burlington of the Class A Midwest League ... Was 2nd on team in home runs (20) and RBI (59). ... **1987**—Led Class A Sumter in homers with 15, including 2 grand slams ... **1986**—Named Player-of-the-Year in the Rookie Appalachian League while playing for Pulaski ... Led league in slugging (.604) and on-base percentage (.460) and was 2nd in batting (.325) and total bases (119) ... Overall statistical excellence earned him the Howe News Bureau's "Star of Stars" award.

PERSONAL/MISC.: Full name BRIAN LOUIS DEAK ... Married the former Roseann Realmonde Dec. 17, 1988 ... 1985 graduate of Chaparral High School in Scottsdale, AZ ... All-State in baseball ... Attended Yavapai Junior College (Prescott, AZ) ... Hit 29 HRs in 59 games ... Named national JUCO Player-of-the-Year and first team all-America.

DEAK'S CAREER RECORD

YR	CLUB	AVG	G	AB	R	H	2B	3B	HR	RBI	BB	SO	SB
86	Pulaski	.325	62	197	45	64	15	2	12	43	49	57	12
87	Sumter	.202	92	252	50	51	6	0	15	49	68	89	7
88	Burlington	.246	119	345	58	85	19	1	20	59	79	130	3
89	Durham	.235	113	327	44	77	10	0	21	64	66	111	3
Minor Totals		.247	386	1121	197	277	50	3	68	215	262	387	25

DEAK'S CAREER TRANSACTIONS

- Braves' third pick in 1986 January draft.

Kevin Dean #70



POSITION: OF
BATS: R **THROWS:** R
HT: 6'1" **WT:** 190

OPENING DAY AGE: 22
BORN: December 7, 1967, at Vallejo, CA
RESIDES: Vallejo, CA
M.L. SERVICE: 0 + 000
CONTRACT STATUS: Signed thru '90

ACQUIRED: Traded to the Braves, along with Sergio Valdez and Nathan Minchey, in exchange for Zane Smith July 2, 1989.

1989 SEASON: Began season at AAA Indianapolis, hitting only .215 in 74 games ... After trade to Atlanta, was assigned to AAA Richmond, going 1 x 6 in 2 games ... Sent to Class A Durham on July 6, and on same day, hit a HR in his 1st plate appearance vs. Salem ... Hit .207 for Durham in 45 games, with 15 SBs ... Recorded 24 steals over course of season (9 with Indianapolis).

PRO CAREER: 1988—In first season at AA, hit .256 and had a .369 OB% ... Led Jacksonville with 81 runs scored and 88 walks ... Added 33 SBs, a personal high ... **1987**—Named 2nd-best prospect in Florida State League (A) by BASEBALL AMERICA after hitting .288 in 127 games for West Palm Beach ... Led all OFs in double plays with 6, while stealing 24 bases ... **1986**—Began pro career at Bradenton (Rookie), and was selected to the league's All-Star team after hitting .309, 4th-best in the loop.

PERSONAL/MISC: Full name KEVIN RICARDO DEAN ... Single ... Was a 1986 graduate of James J. Hogan High School (Vallejo, CA), where he was the captain of the baseball and football teams for 3 years, and also was captain of the hoops team for 2 seasons ... Received first-team, All-American honors in baseball in 1986.

DEAN'S CAREER RECORD

YR	CLUB	AVG	G	AB	R	H	2B	3B	HR	RBI	BB	SO	SB
86	Bradenton	.309	51	181	38	56	7	3	0	17	30	36	16
87	West Palm Beach	.288	127	475	80	137	15	4	10	47	65	91	24
88	Jacksonville	.256	137	496	81	127	24	4	7	48	88	107	33
89	Indianapolis	.215	74	233	36	50	10	7	1	23	44	68	9
	Richmond	.167	2	6	1	1	0	0	0	0	0	2	0
	Durham	.207	45	135	23	28	6	1	3	10	34	47	15
Minor Totals		.261	436	1526	259	399	62	19	21	145	261	351	97

DEAN'S CAREER TRANSACTIONS

- Selected by the Montreal Expos in the 1st round of the 1986 June free agent draft.
- Traded to Atlanta, along with Sergio Valdez and Nathan Minchey, in exchange for Zane Smith July 2, 1989.

BRAVES BITS

DID YOU KNOW ... Ken Oberkfell set an Atlanta Braves season record for fewest strikeouts by a regular. Obie struck out just 29 times in 508 at-bats in 1987, breaking the old record of 38 by Felix Millan in 1969.

Darrell Evans #11



POSITION: IF
BATS: L **THROWS:** R
HT: 6'2" **WT:** 205

OPENING DAY AGE: 42
BORN: May 26, 1947, at Pasadena, CA
RESIDES: West Lake Village, CA
M.L. SERVICE: 19 + 054
CONTRACT STATUS: Signed thru '90

ACQUIRED: Signed by the Braves as a minor league free agent Dec. 23, 1988.

1989 SEASON: Became the Major League's HR leader among active players upon the retirement of Mike Schmidt on May 29 ... Produced 11 circuit clouts in '89, giving the 19-year veteran a career total of 414 ... His 408th homer, on July 16, vaulted him into 21st place on the all-time list, ahead of Duke Snider ... Appeared in 107 games, giving him a career total of 2,687, 18th on the all-time list ... Other career ranking for Evans after '89: RBI, 1,354, 41st; and BBs, 1,605, 8th ... Hit 2 HRs on April 29 at Mtl., and 2 on July 16 vs. NY at Atlanta ... Gave Evans 24 lifetime multiple-HR games (23 2-HR games, 1 3-HR contest) ... Tripled vs. Mtl. on May 5, his first 3-bagger since Aug. 12, '84 ... Batted .333 (14 x 42) in 14 games July 27-Aug. 14, with 4 HRs and 10 RBI (had 4 HRs in 8 starts, July 30-Aug. 12) ... In 27 games from July 27-Sept. 4, Evans had 28 hits in 83 AB (.337), with 5 HRs and 17 RBI ... Excelled on weekends, hitting his last 10 HRs in '89 on a Friday, Saturday, or Sunday ... Grounded into only 1 DP all season (276 ABs) ... After Aug. 12, Evans hit .526 (10 x 19) with runners in scoring position, with 13 RBI ... Had 3 HRs and 9 RBI vs. SD ... Made 50 appearances at 3B, 28 at 1B.

PRO CAREER: 1988—His 5th year with Detroit ... Hit .208 with 22 HRs and 64 RBI ... Tigers did not offer him a new contract ... **1987**—Hit 34 HRs, leading Tigers for 3rd straight season and tying for 3rd in American League ... Became the only 40-year-old ever to hit 30 HRs in a season ... Reached double figures in HRs for 17th consecutive year ... Collected 2,000th hit with a 1st inning HR June 27 off Orioles' Mike Boddicker ... His 90 runs and 99 RBI were his highest totals as a Tiger ... **1986**—Homered vs. all A.L. opponents, winding up with a team-high 29 ... Part of all-20 HR hitting infield ... Led Tigers with 91 walks ... **1985**—Hit 40 home runs to become oldest player ever to win an American League HR title ... First player to hit 40 HRs in both the American and National Leagues ... 7th Major League player to hit 30 homers with 3 different teams ... Homered in 4 consecutive games May 15-18 ... Named Tiger-of-the-Year by Detroit Baseball Writers ... **1984**—Hit 3-run homer in 1st Tiger game April 3 at Minnesota ... Hit another 3-run shot in 1st Tiger Stadium game April 10 vs. Texas ... Had .400 slugging and .364 on-base percentage in ALCS ... **1983**—Named the Giants' MVP ... Was National League Player-of-the-Month for May with a .423 BA, 9 HR and 23 RBI ... Had career-high 13-game batting streak April 27-May 14 ... Signed by Detroit as a free agent Dec. 16 ... **1982**—Raised his career walk total to 1,043 ... Batted .286 on road, .223 at Candlestick ... For 1st time in career, appeared in 13 games at shortstop, 8 as a starter, because of an injury to Johnnie LeMaster ... **1981**—Played in 1,500th Major League game ... Also reached 200 doubles and 750 RBI for career ... **1980**—Topped Giants in games played for 3rd straight season ... Batted .264, his highest single-season total since 1973 ... **1979**—Was in familiar No. 1 spot at top of Major League 3rd basemen for putouts (129), assists (369) and total chances (528) ... Collected 1,000th ML hit ... **1978**—Had 5 hits vs. St. Louis July 17 ... Again led ML 3rd basemen with 147 putouts and 348 assists ... **1977**—In 1st full season with San Francisco, hit .254 with 17 HRs and 72 RBI ... **1976**—Was traded to Giants in multi-player deal in mid-June ... Made Giants debut by leading a doubleheader sweep of Padres with 2 HRs, 1 a grand slam ... Set National League record by drawing walks in 15 straight games ... **1975**—Topped NL 3rd basemen with 161 putouts, 381 assists and 41 DPs ... **1974**—Again led NL in walks with 126 ... Had 12-game hitting streak June 24-July 4 ... Set league record by participating in 45 DPs as a 3rd baseman ... **1973**—Hit career-high 41 homers to join teammates Hank Aaron (40) and Davey Johnson (43) as the only threesome in ML history to hit 40 or more HRs for 1 club in a year ... Participated in All-Star game ... **1972**—Batted .254 with 19

EVANS (continued)

HRs and 71 RBI in 1st full season with Atlanta ... **1971**—As in 1970, started year in Richmond, then moved up to Atlanta ... **1970**—Hit .300 in 120 games for AAA Richmond and .318 in 12 games for Atlanta ... **1969**—Made ML debut with Atlanta April 20 at Cincinnati ... Also played at Shreveport and Richmond ... **1968**—Spent season at Birmingham, then was drafted by the Braves from Vancouver of the Oakland Athletics organization Dec. 2 ... **1967**—Signed by Kansas City Athletics after earlier being drafted by Cubs, Yankees, Tigers and Phillies ... Gulf Coast League Player-of-the-Year.

PERSONAL/MISC.: Full name DARRELL WAYNE EVANS ... Married to the former LaDonna Martin ... Four children: Derek (Dec. 3, 1970), Stacy (Aug. 15, 1977), Nicholas (Nov. 18, 1980) and Chad (Aug. 16, 1985) ... 1965 graduate of John Muir High School in Pasadena, CA ... All-State baseball and basketball player at Pasadena City College, leading school to conference championship in both sports ... Attended Cal State, Los Angeles for 1 year.

EVANS' CAREER RECORD

YR	CLUB	AVG	G	AB	R	H	2B	3B	HR	RBI	BB	SO	SB
67	Bradenton	.489	14	45	13	22	3	3	2	11	10	2	2
	Leesburg	.261	39	142	18	37	4	2	0	12	14	13	3
	Peninsula	.393	8	28	4	11	1	1	0	6	4	5	2
68	Birmingham	.241	56	187	18	45	6	3	3	25	16	36	1
69	ATLANTA	.231	12	26	3	6	0	0	0	1	1	1	8
	Shreveport	.278	24	79	14	22	5	4	2	14	12	21	0
	Richmond	.360	59	211	43	76	12	4	7	45	30	40	3
70	Richmond	.300	120	447	92	134	20	7	20	83	78	80	1
	ATLANTA	.318	12	44	4	14	1	1	0	9	7	5	0
71	Richmond	.307	31	101	20	31	2	2	6	30	23	17	0
	ATLANTA	.242	89	260	42	63	11	1	12	38	39	54	2
72	ATLANTA	.254	125	418	67	106	12	0	19	71	90	58	4
73	ATLANTA	.281	161	595	114	167	25	8	41	104	124	104	6
74	ATLANTA	.240	160	571	99	137	21	3	25	79	126	88	4
75	ATLANTA	.243	156	567	82	138	22	2	22	73	105	106	12
76	ATLANTA	.173	44	139	11	24	0	0	1	10	30	33	3
	San Francisco	.222	92	257	42	57	9	1	10	36	42	38	6
77	San Francisco	.254	144	461	64	117	18	3	17	72	69	50	9
78	San Francisco	.243	159	547	82	133	24	2	20	78	105	64	4
79	San Francisco	.253	150	562	68	142	23	2	17	70	91	80	6
80	San Francisco	.264	154	556	69	147	23	0	20	78	83	65	17
81	San Francisco	.258	102	357	51	92	13	4	12	48	54	33	2
82	San Francisco	.256	141	465	64	119	20	4	16	61	77	64	5
83	San Francisco	.277	142	523	94	145	29	3	30	82	84	81	6
84	Detroit	.232	131	401	60	93	11	1	16	63	77	70	2
85	Detroit	.248	151	505	81	125	17	0	40	94	85	85	0
86	Detroit	.241	151	507	78	122	15	0	29	85	91	105	3
87	Detroit	.257	150	499	90	128	20	0	34	99	100	84	6
88	Detroit	.208	144	437	48	91	9	0	22	64	84	89	4
89	ATLANTA	.207	107	276	31	57	6	1	11	39	41	46	0
Minor Totals		.305	351	1240	222	378	53	26	40	226	187	214	12
A.L. Totals		.238	727	2349	357	559	72	1	141	405	437	433	13
N.L. Totals		.251	1960	6624	987	1664	257	35	273	949	1168	970	94
Atlanta Totals		.246	866	2896	453	712	98	16	131	424	563	495	39
M.L. Totals		.249	2687	8973	1344	2233	329	36	414	1354	1605	1403	107

M.L. GW-RBI: 1980 - 14; 1981 - 4; 1982 - 5; 1983 - 15; 1984 - 7; 1985 - 10; 1986 - 10; 1987 - 7; 1988 - 7; Total: 72

EVANS' CAREER TRANSACTIONS

- Selected by the Kansas City A's in the secondary phase of the 1967 June free-agent draft.
- Drafted by the Braves December 2, 1968.
- On military list, June 17 to July 3, 1972.
- Traded along with shortstop Marty Perez to San Francisco in exchange for first baseman Willie Montanez, infielder Mike Eden, and outfielder Jake Brown, June 13, 1976.
- Resigned by Giants as a free agent, December 5, 1978.
- Signed by Detroit as a free agent, December 17, 1983.
- Released by Detroit, February, 1987.
- Resigned by the Tigers, February 24, 1987.
- Signed by the Braves as a minor league free-agent, December 23, 1988.
- Resigned by the Braves as a minor league free agent, January 8, 1990.

EVANS (continued)

EVANS' LEAGUE CHAMPIONSHIP SERIES RECORD

YR	CLUB	AVG	G	AB	R	H	2B	3B	HR	RBI	BB	SO	SB
84	Detroit	.300	3	10	1	3	1	0	0	1	1	0	1
87	Detroit	.294	5	17	0	5	0	0	0	0	4	2	0

EVANS' WORLD SERIES RECORD

YR	CLUB	AVG	G	AB	R	H	2B	3B	HR	RBI	BB	SB
84	Detroit	.067	5	15	1	1	0	0	0	1	4	0

EVANS' ALL-STAR GAME RECORD

YR	CLUB, SITE	AVG	G	AB	R	H	2B	3B	HR	RBI	BB	SB
73	at Kansas City	—	1	0	0	0	0	0	0	0	1	0
83	at Chicago (AL)	.000	1	1	0	0	0	0	0	0	0	0
Totals		.000	2	1	0	0	0	0	0	0	1	0

Tyler Houston #65



POSITION: C
BATS: L **THROWS:** R
HT: 6'2" **WT:** 210

OPENING DAY AGE: 19
BORN: January 17, 1971, at Las Vegas, NV
RESIDES: Las Vegas, NV
M.L. SERVICE: 0 + 000
CONTRACT STATUS: Signed thru '90

ACQUIRED: Was the Braves' 1st selection (2nd overall) in the 1989 June draft.

1989 SEASON: Assigned to Idaho Falls (Rookie) in the Pioneer League after signing with Braves ... Began pro career with an 8-game hitting streak (12 x 26, .462), with 1 HR and 7 RBI ... In debut, vs. Billings on June 26, hit 460 ft., 3-run homer in 2nd AB ... Went 4 x 5 vs. Pocatello on July 14 ... Also had a 3 x 5 game, with 2 2Bs and 4 runs scored, vs. Medicine Hat on July 30 ... Ended season with a .243 BA, with 4 HRs and 24 RBI.

PERSONAL/MISC: Full name TYLER SAM HOUSTON ... Married the former Jennifer McKenna ... Became the 2nd pick in the nation after sensational senior season at Valley High School (Las Vegas, NV) ... Hit .485 in 36 games as a senior, with 13 HRs, 66 RBI, 50 runs scored, and 15 SBs ... Fanned only 7 times in 134 ABs ... Named the Gatorade West Region Player of the Year, leading Valley High School to a 31-5 record and its 3rd state championship in 4 years.

HOUSTON'S CAREER RECORD

YR	CLUB	AVG	G	AB	R	H	2B	3B	HR	RBI	BB	SO	SB
89	Idaho Falls	.244	50	176	30	43	11	0	4	24	25	41	4
Minor Totals		.244	50	176	30	43	11	0	4	24	25	41	4

HOUSTON'S CAREER TRANSACTIONS

—Selected by the Braves in the 1st round (2nd player overall) in the 1989 June draft.

Dave Justice #23



POSITION: OF
BATS: L **THROWS:** L
HT: 6'3" **WT:** 200

OPENING DAY AGE: 23
BORN: April 14, 1966, at Cincinnati, OH
RESIDES: Cincinnati, OH
M.L. SERVICE: 0 + 030
CONTRACT STATUS: Signed thru '90

ACQUIRED: Was the Braves' 3rd selection (4th round) in the 1985 June draft.

1989 SEASON: Had two tours of duty in Atlanta in '89 ... Recalled May 23 from Richmond after Lonnie Smith suffered an ankle sprain on May 20 ... Went 1 x 20 before returning to Richmond on June 2 ... Called up again on Sept. 6, before returning to Richmond on June 2 ... Called up again on Sept. 6, Justice went 11 x 31 (.355) in 8 games to close out '89 ... Led Richmond with 12 HRs and was 2nd with 12 SBs ... Was tabbed the 9th-best prospect in the International League by Baseball America.

PRO CAREER: 1988—Started year, his 4th in professional baseball, at AAA Richmond, but, after hitting .203 in 70 games, joined AA Greenville in early July and proceeded to hit .319 with 7 HRs the rest of the month ... Named Southern League Player-of-the-Week for July 24-30 ... Finished with a .278 BA, 9 HRs and 37 RBI in 58 games for Greenville.

1987—The three-year pro spent the entire '87 season at Greenville, his first taste of AA action ... Hampered by broken wrist ... Was honored as the winner of the Bill Lucas Award (awarded to the Braves minor leaguer who best exemplifies the spirit, character, sportsmanship and humanitarianism of the Braves' late GM) ... **1986**—Despite being promoted to Durham on June 16, Justice ranked 2nd on Sumter in HRs (10) and third in RBIs (61) ... Had 61 RBIs in 61 Gs ... Combined to hit .290 w/22 HRs and 105 RBIs ... Enjoyed a 5-H game vs Florence on April 17; two days later belted a grand slam against Greensboro ... **1985**—Was named to the Appalachian League All-Star team ... Tied for league lead in HRs (10) with teammate Rob Tomberlin and was 4th in RBIs (46).

PERSONAL/MISC.: Full name DAVID CHRISTOPHER JUSTICE ... Single ... Resides in Cincinnati, OH ... Attended Thomas More College in Kentucky ... Was a 1982 graduate of Covington Latin High School in Kentucky ... Played baseball, basketball, soccer, and participated in track and field ... Was a member of the basketball All-Catholic and All-America teams his senior year.

JUSTICE'S CAREER RECORD

YR	CLUB	AVG.	G	AB	R	H	2B	3B	HR	RBI	BB	SO	SB
85	Pulaski	.245	66	204	39	50	8	0	10	46	40	30	0
86	Sumter	.300	61	220	48	66	16	0	10	61	48	28	10
	Durham	.279	67	229	47	64	9	1	12	44	46	24	2
87	Greenville	.227	93	348	38	79	12	4	6	40	53	48	3
88	Richmond	.203	70	227	27	46	9	1	8	28	39	55	4
	Greenville	.278	58	198	34	55	13	1	9	37	37	41	6
89	Richmond	.261	115	391	47	102	24	3	12	58	59	66	12
	ATLANTA	.235	16	51	7	12	3	0	1	3	3	9	2
	Minor Totals	.254	530	1817	280	462	91	10	67	314	322	292	37
	A.L. Totals	—	—	—	—	—	—	—	—	—	—	—	—
	N.L. Totals	.235	16	51	7	12	3	0	1	3	3	9	2
	Atlanta Totals	.235	16	51	7	12	3	0	1	3	3	9	2
	M.L. Totals	.235	16	51	7	12	3	0	1	3	3	9	2

JUSTICE'S CAREER TRANSACTIONS

—Selected by Braves in the fourth round of the 1985 June free agent draft.

Jimmy Kremers #75



POSITION: C
BATS: L **THROWS:** R
HT: 6'3" **WT:** 205

OPENING DAY AGE: 24
BORN: October 8, 1965, at Little Rock, AR
RESIDES: North Little Rock, AR
M.L. SERVICE: 0 + 000
CONTRACT STATUS: Signed thru '90

ACQUIRED: Was the Braves' 2nd selection in the 1988 June draft.

1989 SEASON: Named the Southern League's All-Star C on the heels of a .235, 16 HR, 58 RBI campaign ... His HRs and RBI set a record for G-Braves catchers ... Chipped in 2 2-HR games in 89; went 2 x 4, with 2 HRs and 4 RBI, including a game-winning homer in the bottom of the 9th to beat Birmingham, 6-5, on July 16 ... Also went 3 x 4, with 2 HRs & 5 RBI, as the G-Braves defeated Jacksonville, 9-7, on Aug. 24 ... Homered in 3 straight games, Aug. 22-24, and was named Southern League Player of the Week, Aug. 20-26.

PRO CAREER: 1988—Joined Class A Sumter of the South Atlantic League immediately after signing with the Braves in June ... 1st month was slowed by right elbow injury, but recovered fully to hit .267 with 5 HRs and 42 RBI in 72 games.

PERSONAL/MISC.: Full name JAMES EDWARD KREMERS ... Single ... 1984 graduate of Catholic High School in Little Rock, AR ... Attended University of Arkansas ... Named to Academic All-Southwest Conference team ... Razorbacks' MVP in 1987 and 1988.

KREMERS' CAREER RECORD

YR	CLUB	AVG	G	AB	R	H	2B	3B	HR	RBI	BB	SO	SB
88	Sumter	.267	72	255	30	68	12	3	5	42	39	53	1
89	Greenville	.235	121	388	41	91	19	1	16	58	34	95	5
Minor Totals		.247	193	643	71	159	31	4	21	100	73	148	6

KREMERS' CAREER TRANSACTIONS

—Braves' second selection in the 1988 June draft.

Kelly Mann #38



POSITION: C
BATS: R **THROWS:** R
HT: 6'3" **WT:** 215

OPENING DAY AGE: 22
BORN: August 17, 1967, at Santa Monica, CA
RESIDES: Culver City, CA
M.L. SERVICE: 0 + 027
CONTRACT STATUS: Signed thru '90

MANN (continued)

ACQUIRED: Obtained by the Braves from the Chicago Cubs Sept. 1, 1989 as the 2nd player-to-be-named later in the Aug. 24, 1989 trade that sent Paul Assenmacher to the Cubs (Pat Gomez was obtained from Chicago as the 1st player-to-be-named later on Aug. 31, 1989).

1989 SEASON: Before joining Braves, Mann spent season at Charlotte (AA), where he shared Southern League All-Star honors with Greenville's Jimmy Kremers ... Went 3 x 3 vs. Greenville on June 17, and hit 9th inning, game-winning grand-slam in 8-5 triumph over Huntsville Aug. 1 ... With Atlanta, Mann threw out 3 of 9 runners trying to steal (33%), and gunned down 53 of 96 runners attempting to steal while at Charlotte (55%).

PRO CAREER: 1988—Named the 7th-best prospect in the Carolina League by BASEBALL AMERICA after hitting .274 in 94 games for Winston-Salem and throwing out 29 of 86 baserunners (33.7%) ... BASEBALL AMERICA also tabbed Mann as the league's top defensive receiver and the catcher with the best arm ... Selected to the Carolina League All-Star team ... Promoted to Pittsfield (AA) in August, where he nabbed 10 of 28 baserunners (35.7%) in 22 games ... **1987**—Hit .254 in 95 games at Peoria (A), leading Midwest League catchers by throwing out 43% of would-be base-stealers ... **1986**—Led NY-Penn League (A) in double plays by catchers with 7 ... Went 6 x 13 for Peoria after late-season promotion ... **1985**—Began pro career at Wytheville.

PERSONAL/MISC: Full name KELLY JOHN MANN ... Single ... Resides in Culver City, CA ... Was a 1985 graduate of Santa Monica (CA) High School, where he earned All-State and California Baseball Coaches Association All-State honors his senior season.

MANN'S CAREER RECORD

YR	CLUB	AVG	G	AB	R	H	2B	3B	HR	RBI	BB	SO	SB
85	Wytheville	.200	26	75	6	15	3	0	1	10	6	21	0
86	Geneva	.194	60	191	17	37	1	0	2	15	18	38	3
	Peoria	.462	3	13	4	6	2	0	0	4	0	1	0
87	Peoria	.254	95	287	24	73	16	1	4	45	23	66	1
88	Winston-Salem	.274	94	307	32	84	11	0	8	40	24	46	5
	Pittsfield	.196	22	51	7	10	3	0	3	3	3	14	0
89	Charlotte	.246	117	345	37	85	14	1	8	56	33	60	1
	ATLANTA	.208	7	24	1	5	2	0	0	1	0	6	0
Minor Totals		.244	417	1269	127	310	50	2	23	173	134	246	10
A.L. Totals		—	—	—	—	—	—	—	—	—	—	—	—
N.L. Totals		.208	7	24	1	5	2	0	0	1	0	6	0
Atlanta Totals		.208	7	24	1	5	2	0	0	1	0	6	0
M.L. Totals		.208	7	24	1	5	2	0	0	1	0	6	0

MANN'S CAREER TRANSACTIONS

- Selected by the Chicago Cubs in 20th round of 1985 June draft.
- Obtained by the Braves from Chicago Sept. 1, 1989, as the 2nd player-to-be-named later in the Aug. 24, 1989 trade that sent Paul Assenmacher to the Cubs (Pat Gomez was acquired as the 1st player-to-be-named later Aug. 24, 1989).

John Mizerock #8



POSITION: C
BATS: L **THROWS:** R
HT: 5'11" **WT:** 190

OPENING DAY AGE: 29
BORN: December 8, 1960, at Punxsutawney, PA
RESIDES: Rochester Mills, PA
M.L. SERVICE: 2 + 106
CONTRACT STATUS: Signed thru '90

ACQUIRED: Signed by the Braves as a free agent April 3, 1987.

1989 SEASON: Recalled from AAA Richmond on Sept. 13, and caught 11 games for Braves in final 2 weeks ... Struck out only 35 times in 352 ABs at Richmond ... Has played in parts of 4 seasons in Majors (appeared with Houston in '83, '85 & '86) ... Caught 2 of 4 runners trying to steal after promotion to Atlanta.

PRO CAREER: 1988—In his 2nd year at Richmond, hit .218 with 4 HRs and 29 RBI in 88 games.

1987—Started Braves' career at Richmond and batted .278 with 2 HRs and 30 RBI ... **1986**—His last year in the Houston organization ... Hit .185 in 44 games with Houston, .161 in 20 games with Tucson ... Released by Astros Oct. 24 ... Signed by the Expos as a free agent Dec. 19 ... **1985**—Began year at Tucson, but joined Houston for duration of season after Alan Ashby went on DL July 28 ... Started 11 games for Houston ... **1984**—Started year on DL with sore right elbow, then hit .238 in 61 games at Columbus (GA) of the Southern League ... called up to Houston at end of minor league season, but saw no action ... **1983**—Split time between AAA Tucson and Houston ... Hit 1st Major League home run Aug. 16 at Cincinnati ... **1982**—Playing for Columbus, was named to the Southern League All-Star team ... Led SL catchers in games (122), putouts (762), assists (87) and total chances (865) ... **1981**—While with Daytona Beach, topped Florida State League catchers in fielding (.993) ... **1980**—Began pro career with Daytona Beach ... Led Florida State catchers in DPs (8).

PERSONAL/MISC.: Full name JOHN JOSEPH MIZEROCK ... Married, wife's name is Traci ... 1979 graduate of Punxsutawney (PA) High School ... Lettered in baseball, football and basketball ... Was the Astros' 1st pick in the 1979 June draft.

MIZEROCK'S CAREER RECORD

YR	CLUB	AVG	G	AB	R	H	2B	3B	HR	RBI	BB	SO	SB
79	Daytona Bch	.257	53	152	13	39	6	1	3	12	27	23	1
80	Daytona Bch	.221	99	299	37	66	11	1	2	39	47	52	2
81	Daytona Bch	.220	92	304	36	67	11	0	1	42	41	42	3
	Columbus	.229	11	35	6	8	2	0	0	2	4	8	0
82	Columbus	.229	128	420	46	96	14	1	12	48	50	73	1
83	Tucson	.261	53	176	18	46	12	2	5	31	20	29	1
	Houston	.153	33	85	8	13	4	1	1	10	12	15	0
84	Columbus	.238	61	216	19	43	7	0	4	23	32	19	0
	Houston												
85	Tucson	.211	75	223	24	47	11	1	1	19	32	28	0
	Houston	.237	15	38	6	9	4	0	0	6	2	8	0
86	Houston	.185	44	81	9	15	1	1	1	6	24	16	0
	Tucson	.161	20	56	2	9	3	0	0	5	5	8	0
87	Richmond	.278	90	277	21	77	20	0	2	30	28	38	3
88	Richmond	.218	88	238	21	52	7	0	4	29	18	30	0
89	Richmond	.224	112	352	36	79	11	2	2	35	36	35	1
	ATLANTA	.222	11	27	1	6	0	0	0	2	0	3	1
	Minor Totals	.229	882	2748	279	629	115	8	36	315	340	385	12
	A.L. Totals	—	—	—	—	—	—	—	—	—	—	—	—
	N.L. Totals	.186	103	231	24	43	9	2	2	24	38	42	0
	Atlanta Totals	.222	11	27	1	6	0	0	0	2	0	3	1
	M.L. Totals	.186	103	231	24	43	9	2	2	24	38	42	0

MIZEROCK (continued)

MIZEROCK'S CAREER TRANSACTIONS

- Selected by the Astros in first round of the 1979 June draft.
- Released by Houston October 24, 1986.
- Signed by Expos as a free agent December 19, 1986.
- Signed by Braves as a free agent April 3, 1987.

Mike Mordecai #73



POSITION: IF
BATS: R **THROWS:** R
HT: 5'11" **WT:** 175

OPENING DAY AGE: 22
BORN: December 13, 1967, at Birmingham, AL
RESIDES: Birmingham, AL
M.L. SERVICE: 0 + 000
CONTRACT STATUS: Signed thru '90

ACQUIRED: Was the Braves' 6th round selection in the 1989 June draft.
1989 SEASON: Joined Class A Burlington of the Midwest League immediately after signing with Braves in June ... Hit .253 in 65 games ... Went 3 x 8 in 4 games after being called up to Greenville.

PERSONAL/MISC: Full name MICHAEL HOWARD MORDECAI ... Single ... Resides in Birmingham, AL ... Attended the University of South Alabama, and was a 1986 graduate of Hewitt Trussville High School (Birmingham, AL) ... Received All-State honors in high school in baseball, football and basketball, and was a baseball All-American at Univ. of South Alabama.

MORDECAI'S CAREER RECORD

YR	CLUB	AVG	G	AB	R	H	2B	3B	HR	RBI	BB	SO	SB
89	Burlington	.253	65	241	39	61	11	1	1	22	33	43	12
	Greenville	.375	4	8	0	3	0	0	0	1	1	1	0
	Minor Totals	.257	69	249	39	64	11	1	1	23	34	44	12

MORDECAI'S CAREER TRANSACTIONS

- Selected by the Braves in the 6th round of the 1989 June draft.

BRAVES BITS

DID YOU KNOW... Braves Field in Boston, which opened in 1915, was anything but a "Launching Pad." The original dimensions were 402 ft to left field; 402 ft to right field and 550 to center field.

Greg Olson #57



POSITION: C
BATS: R **THROWS:** R
HT: 6'0" **WT:** 200

OPENING DAY AGE: 29
BORN: September 6, 1960, at Marshall, MN
RESIDES: Edina, MN
M.L. SERVICE: 0 + 000
CONTRACT STATUS: Signed thru '90

ACQUIRED: Signed by the Braves as a six-year minor league free agent November 6, 1989.

1989 SEASON: Hit .235 in 79 games at Portland (AAA) ... Threw out 25 of 45 runners attempting to steal (56%) ... Has fanned only 182 times in 1816 minor league ABs.

PRO CAREER: 1988—His .267 BA for Tidewater (AAA) ranked 9th in the International League ... Tossed out 39 base runners in 112 attempts (35%) ... **1987**—Hit .283 in 47 games for Tidewater ... **1986**—Began season at Jackson (AA), and led Texas League receivers by taking part in 10 double plays ... Promoted to Tidewater late in year, batting .327 for the Tides in 19 games ... **1985**—In second full season in AA ball, hit .270 in 69 games ... **1984**—Although he hit only .235 for Jackson, Olson struck out only 16 times in 234 ABs, an average of once every 14.6 ABs ... **1983**—Topped all Carolina League catchers in games played (107), putouts (881), assists (82), total chances (973), and fielding percentage (.990) ... **1982**—Began pro career at Lynchburg (A).

PERSONAL/MISC: Full name GREGORY WILLIAM OLSON ... Married the former Lisa Fore ... Resides in Edina, MN ... Graduated from Edina East High School in 1979 ... As a senior 3B, was baseball squad's team captain and MVP ... Was also All-State in baseball and All-State quarterback in football in senior year ... Attended the University of Minnesota, where he became a catcher as a freshman ... Posted collegiate BAs of .370, .391 and .363 ... Received second-team All-America honors in 1981 and '82.

OLSON'S CAREER RECORD

YR	CLUB	AVG	G	AB	R	H	2B	3B	HR	RBI	BB	SO	SB
82	Lynchburg	.264	32	91	10	24	1	0	0	5	12	5	1
83	Lynchburg	.230	107	318	56	73	7	0	0	22	54	36	0
84	Jackson	.235	74	234	27	55	9	0	0	22	30	16	1
85	Jackson	.270	69	211	21	57	7	0	1	32	23	20	1
86	Jackson	.199	64	196	28	39	5	1	2	16	30	16	0
	Tidewater	.327	19	55	11	18	1	0	0	7	5	7	1
87	Tidewater	.283	47	120	15	34	8	1	2	15	14	13	0
88	Tidewater	.267	115	344	39	92	19	1	6	48	42	42	0
89	Portland	.235	79	247	38	58	8	2	6	38	45	27	3
Minor Totals		.248	606	1816	245	450	65	5	17	205	255	182	7

OLSON'S CAREER TRANSACTIONS

- Selected by the New York Mets in the 7th round of the 1982 June draft.
- Signed by the Minnesota Twins as a free-agent November 30, 1988.
- Signed by the Braves as a six-year minor league free-agent November 6, 1989.

BRAVES BITS

DID YOU KNOW ... In the Braves record-setting 26-inning game vs Brooklyn in 1920, only 3 balls were used.

John Russell #6



POSITION: C-OF
BATS: R **THROWS:** R
HT: 6'0" **WT:** 195

OPENING DAY AGE: 29
BORN: January 5, 1961, at Oklahoma City, OK
RESIDES: Wyndmoor, PA
M.L. SERVICE: 4 + 075
CONTRACT STATUS: Signed thru '90

ACQUIRED: Braves purchased contract from Philadelphia Phillies March 25, 1989.

1989 SEASON: Showed versatility by playing 6 different positions (C-45, RF-12, 3B-2, LF-2, 1B-2, P-1) ... In his pitching performance June 25 vs. Houston, Russell came in with the bases loaded with 2 outs, and retired Gerald Young on a pop-up ... Had 5 hits in 9 ABs with runners in scoring position July 18-Aug. 19, with 6 RBI ... Went 4 x 13 (.308) vs. Reds and Expos ... Threw out 15 of 33 runners attempting to steal (45%).

PRO CAREER: 1988—Hit .288 in 110 games at Maine (AAA) ... Played the OF, 1B, 3B, and also served as a DH ... Promoted to Phillies on July 6 after injury to Lance Parrish, and had 3 hits and a HR off Tom Browning in his first start, July 9 ... Retired to Maine on July 28, and was called up a 2nd time by Phils on Sept. 1 ... Hit .360 on the road (9 x 25) ... **1987**—Started '87 campaign with Phillies, appearing mainly behind the plate and in LF ... Sent to Maine on July 1, and suffered a separated shoulder when he crashed into left field wall on July 28 ... Was out of action for 23 games ... Had 2nd-best average of throwing out base runners in I.L. (42%) ... Recalled by Phils on Sept. 1, but made only one PH appearance in the final month ... **1986**—Spent entire year with Phillies, hitting .241 in 93 games ... Had excellent run production in those 93 games, driving in 60 runs ... Represented the 4th-best RBI-per-AB ratio (5.2) in NL, behind Mike Schmidt, Gary Carter, and Candy Maldonado ... **1985**—Began season as Phillies' starting first baseman, and hit 3-run, PH HR in upper deck at Veterans Stadium vs. SD on May 27 ... Was optioned to Portland (AAA) after the game, where he hit .306 in 16 games ... Recalled by Phillies on June 13, and collected his first M.L. grand slam July 22 off Houston's Joe Niekro, at Pha ... His 4 RBI in that game set a career high, matched on Sept. 15, '86, vs. Pit ... **1984**—Started season at Portland, and was promoted to Phillies on June 22 ... Recorded 1st M.L. hit that day at Pit. off Larry McWilliams ... Hit 1st M.L. HR on June 25 off Ron Darling, at Pha. ... Was sent back to Portland on July 22, and recalled again on Aug. 19 ... Hit .444 as a pinch-hitter (4 x 9) ... Underwent arthroscopic surgery on Dec. 7 to remove bone spurs of right tibia ... **1983**—Socked 27 HRs in 128 games at Portland, batting .238 ... **1982**—Began pro career at AA Reading.

PERSONAL/MISC: Full name JOHN WILLIAM RUSSELL ... Married the former Gail Clements ... One son, Michael Brooks ... 1979 graduate of Norman (OK) High School, where he played baseball, football and basketball ... Attended University of Oklahoma, where he selected as a member of the 1981 USA College All-Star team ... He also played American Legion baseball.

BRAVES BITS

DID YOU KNOW ... Ted Turner is not the first Southerner to own the Braves. The Dovey brothers from South Carolina owned them from 1906 through 1909. The team was called the Doves.

RUSSELL (continued)

RUSSELL'S CAREER RECORD

YR	CLUB	AVG	G	AB	R	H	2B	3B	HR	RBI	BB	SO	SB
82	Reading	.202	77	263	26	53	10	5	6	30	23	84	3
83	Portland	.254	128	445	71	113	23	3	27	76	42	109	3
84	Portland	.289	93	350	75	101	22	5	19	77	44	91	1
	Philadelphia	.283	39	99	11	28	8	1	2	11	12	33	0
85	Portland	.306	16	49	8	15	2	2	4	11	13	15	0
	Philadelphia	.218	81	216	22	47	12	0	9	23	18	72	2
86	Philadelphia	.241	93	315	35	76	21	2	13	60	25	103	0
87	Maine	.203	44	143	15	29	6	1	7	24	22	37	2
	Philadelphia	.145	24	62	5	9	1	0	3	8	3	17	0
88	Maine	.288	110	394	50	90	18	0	13	52	29	108	4
	Philadelphia	.245	22	49	5	12	1	0	2	4	3	15	0
89	ATLANTA	.182	74	159	14	29	2	0	2	9	8	53	0
Minor Totals		.244	468	1644	245	401	81	16	76	270	173	444	13
A.L. Totals		—	—	—	—	—	—	—	—	—	—	—	—
N.L. Totals		.223	333	900	92	201	45	3	31	115	69	293	2
Atlanta Totals		.182	74	159	14	29	2	0	2	9	8	53	0
M.L. Totals		.223	333	900	92	201	45	3	31	115	69	293	2

RUSSELL'S CAREER TRANSACTIONS

- Selected by Philadelphia in 1st round of free agent draft, June 7, 1982; signed June 7, 1982, by Doug Gassaway and Don Williams.
- Purchased by the Braves from Philadelphia March 25, 1989.

Chris Shaddy #72



POSITION: IF
BATS: R **THROWS:** R
HT: 6'1" **WT:** 185

OPENING DAY AGE: 28
BORN: October 14, 1961, at Carrollton, MO
RESIDES: Texarkana, AR
M.L. SERVICE: 0 + 000
CONTRACT STATUS: Signed thru '90

ACQUIRED: Signed by the Braves as a six-year minor league free agent Nov. 17, 1988.

1989 SEASON: Hit .234 in 135 games at Richmond ... Longest hitting streak was 9 games June 18-26, batting .308 (12 x 39) ... Contributed a 5-RBI game July 14 vs. Rochester ... Hit 4 of his 5 homers in July.

PRO CAREER: 1988—Started year with Syracuse, Toronto's AAA affiliate in the International League, was traded to the Oakland organization in June and finished with Tacoma of the Pacific Coast League ... Missed 6 weeks in mid-season with fractured left ankle ... Fully recovered. ... **1987**—Spent his 3rd straight season with Knoxville, playing both shortstop and second base ... Tied for 3rd in Southern League with 35 doubles ... Hit 2 HRs in 1 game three times ... Had career-best 19 HRs and 77 RBI ... **1986**—Led all Southern League shortstops in assists (383) and double plays (77) ... Batted .317 (33 x 104) in June ... Hit grand slam Aug. 4 vs. Birmingham ... **1985**—Played shortstop and some third base for Knoxville, hitting .240 with 4 HRs and 36 RBI in 106 games ... **1984**—At Class A Kinston, led all Carolina League players with 140 games ... **1983**—Made jump to Knoxville of AA Southern League ... Hit .200 with 3 HRs and 30 RBI ... **1982**—Started pro career at Medicine Hat of the Pioneer League after signing with Toronto.

PERSONAL/MISC.: Full name JON CHRISTOPHER SHADDY ... Married to the former Holland Teasley ... 1979 graduate of Carthage (MO) High School, where he was all-Conference in baseball, football and basketball ... Attended University of Arkansas-Fayetteville ... Hit .323 in 57 games as junior in 1982.

SHADDY (continued)

SHADDY'S CAREER RECORD

YR	CLUB	AVG	G	AB	R	H	2B	3B	HR	RBI	BB	SO	SB
82	Medicine Hat	.266	64	218	25	58	16	1	1	28	18	47	1
83	Knoxville	.200	127	383	39	77	7	3	3	30	55	101	4
84	Kinston	.254	140	449	61	114	22	3	16	66	56	128	4
85	Knoxville	.240	106	341	35	82	12	6	4	36	30	83	2
86	Knoxville	.260	123	435	58	113	20	6	11	50	40	98	5
87	Knoxville	.291	125	475	87	138	35	3	19	77	39	110	10
88	Syracuse	.156	29	90	7	14	3	1	0	5	6	30	1
	Tacoma	.223	36	103	15	23	3	1	1	5	8	24	2
89	Richmond	.234	135	483	57	113	23	4	5	42	42	107	3
Minor Totals		.246	885	2979	384	732	141	28	60	339	314	728	32

SHADDY'S CAREER TRANSACTIONS

- Blue Jays eighth selection in the 1982 June draft.
- Acquired by Oakland from Syracuse, 6/28/88.
- Signed by the Braves as a free agent 11/17/88.

Jeff Wetherby #22



POSITION: OF
BATS: L **THROWS:** L
HT: 6'2" **WT:** 195

OPENING DAY AGE: 26
BORN: October 18, 1963, at Granada Hills, CA
RESIDES: Granada Hills, CA
M.L. SERVICE: 0 + 117
CONTRACT STATUS: Signed thru '90

ACQUIRED: Was the Braves' 20th selection in the 1985 June Draft.

1989 SEASON: Led Braves in PH RBI (6) in 1st season in Majors ... Promoted from AAA Richmond June 6, after Gerald Perry's 1st shoulder injury ... Made immediate impression by stroking 3 singles in his 1st 3 ABs, including an RBI-single off LA's Alejandro Pena ... Spent remainder of season with Atlanta, except for 1-week assignment at Richmond, July 5-12 ... Hit 1st M.L. homer Sept. 2 off Chicago's Greg Maddux, in a PH role at Atlanta ... Ended season tied for 9th in NL with his 6 PH RBI Hit .268 in 50 games at Richmond ... Played 6 games for Atlanta in LF, 3 in RF, without committing an error.

PRO CAREER: Played his first season at AAA level with Richmond of International League ... Hit .269 with 6 HRs and 61 RBI in 137 games ... RBI total was 2nd on Richmond team.

1987—Made the most of his first taste of AA action, leading the Greenville Braves in batting (.303), hits (148), and doubles (31) ... Was 2nd in RBIs (78), T#2 w/4 triples and 3rd in HRs (12) ... His .303 BA was ranked 6th in the Southern League ... On that effort, Wetherby earned the first annual Hank Aaron Award (awarded to the Braves' top minor league offensive player) ...

1986—Combined to hit .298 with 108 runs scored and 91 RBIs for Durham and Sumter ... **1985—**Began pro career at Bradenton, hitting .364 in his first 26 games ... Was promoted to Durham.

PERSONAL/MISC.: Full name JEFFREY BARRETT WETHERBY ... Married the former Dianne Lynne Peters (1/24/87) ... Resides in Granada Hills, CA ... Attended the University of Southern California ... Attended the College of the Canyons, where his .592 BA earned him California Community College State Player of the Year, 1984 ... Was a 1981 graduate of Kennedy HS in Granada Hills, CA ... Played baseball and was named LA City MVP his senior season.

WETHERBY (continued)

WETHERBY'S CAREER RECORD

YR	CLUB	AVG	G	AB	R	H	2B	3B	HR	RBI	BB	SO	SB
85	Bradenton	.364	26	88	19	32	7	0	3	18	20	12	2
	Durham	.136	6	22	1	3	0	0	0	0	2	8	0
86	Durham	.299	72	261	62	78	17	1	9	57	48	49	6
	Sumter	.297	62	212	46	63	13	3	4	34	70	46	12
87	Greenville	.303	140	488	67	148	31	4	12	78	63	87	7
88	Richmond	.269	137	499	69	134	25	4	6	61	45	74	10
89	Richmond	.268	50	157	19	42	9	0	1	16	21	17	5
	ATLANTA	.208	52	48	5	10	2	1	1	7	4	6	1
Minor Totals		.290	493	1727	283	500	102	12	35	264	269	299	42
A.L. Totals		—	—	—	—	—	—	—	—	—	—	—	—
N.L. Totals		.208	52	48	5	10	2	1	1	7	4	6	1
Atlanta Totals		.208	52	48	5	10	2	1	1	7	4	6	1
M.L. Totals		.208	52	48	5	10	2	1	1	7	4	6	1

WETHERBY'S CAREER TRANSACTIONS

—Braves' 20th selection in the 1985 June free agent draft.

Ed Whited #10



POSITION: IF
BATS: R **THROWS:** R
HT: 6'3" **WT:** 195

OPENING DAY AGE: 26
BORN: February 9, 1964, at Bristol, PA
RESIDES: Cranbury, NJ
M.L. SERVICE: 0 + 077
CONTRACT STATUS: Signed thru '90

ACQUIRED: Traded to the Braves, along with Mike Stoker, by the Houston Astros in exchange for Rafael Ramirez Dec. 8, 1987.

1989 SEASON: Made Major League debut July 5, after being recalled from Richmond earlier in day ... Hit 1st M.L. homer July 25 vs. SF, off Craig Lefferts ... Outrighted to Richmond on Aug. 12, before being recalled again on Aug. 24 ... Hit .245 in 89 games with R-Braves ... Made 29 appearances at third base and 3 at first for Atlanta ... Hit .245 in 89 games at Richmond.

PRO CAREER: 1988—Represented Greenville in the Southern League All-Star game ... Hit .252 with 16 HRs and 62 RBI ... HRs tied him for team lead and RBI were 3rd ... Walked 84 times in 132 games ... Named the SL's Player-of-the-Week for June 12-18. ... **1987**—The two-year pro fashioned an outstanding season at Class A Asheville of the South Atlantic League ... Earned MVP and All-Star honors by leading the SAL in batting (.327), RBIs (126), doubles (37), GW-RBIs (18), Slugging Pct (.598) and On-Base pct. (.407) and ranking 2nd in HRs (28) ... Rated as the 2nd best prospect in the SAL by a poll of managers ... **1986**—Began pro career at Auburn, batting .292 w/5HRs and 36 RBIs in 61 games ... His two-year totals include a .315 BA, 131 runs scored, 52 doubles, 33 HRs and 162 RBIs (189Gs) ... Was originally the Astros' #18 pick in the 1986 June Draft.

PERSONAL/MISC.: Full name EDWARD MORRIS WHITED ... Single ... Resides in Cranbury, NJ ... Graduated from Rider College where he set nine career records, including 208 hits, 33 HRs, 151 RBIs and 141 runs ... Graduated from Cranbury's Hightstown High School in 1982.

WHITED (continued)

WHITED'S CAREER RECORD

YR	CLUB	AVG	G	AB	R	H	2B	3B	HR	RBI	BB	SO	SB
86	Auburn	.292	61	219	34	64	15	1	5	36	19	49	12
87	Asheville	.323	128	440	97	142	37	0	28	126	59	58	12
88	Greenville	.252	132	428	81	108	11	4	16	62	97	84	18
89	Richmond	.245	89	298	41	73	15	1	6	32	27	56	8
	ATLANTA	.162	36	74	5	12	3	0	1	4	6	15	1
Minor Totals		.279	410	1385	253	387	78	6	55	256	202	247	50
A.L. Totals		—	—	—	—	—	—	—	—	—	—	—	—
N.L. Totals		.162	36	74	5	12	3	0	1	4	6	15	1
Atlanta Totals		.162	36	74	5	12	3	0	1	4	6	15	1
M.L. Totals		.162	36	74	5	12	3	0	1	4	6	15	1

WHITED'S CAREER TRANSACTIONS

- Selected by the Astros in the 1986 June free-agent draft.
- Traded to the Braves along with pitcher Mike Stoker in exchange for Rafael Ramirez on December 8, 1987.

MILESTONES

Games Played

Darrell Evans needs 13 for 2,700

Dale Murphy needs 71 for 1,900

Ernie Whitt needs 77 for 1,300

At Bats

Darrell Evans needs 27 for 9,000

Dale Murphy needs 51 for 6,800

Lonnie Smith needs 89 for 4,000

Home Runs

Darrell Evans needs 11 for 425

Dale Murphy needs 46 for 400

RBI

Darrell Evans needs 46 for 1,400

Dale Murphy needs 12 for 1,100

Runs

Dale Murphy needs 35 for 1,100

Oddibe McDowell needs 23 for 400

Jim Presley needs 49 for 400

Hits

Darrell Evans needs 67 for 2,300

Dale Murphy needs 180 for 2,000

Lonnie Smith needs 64 for 1,200

Ernie Whitt needs 108 for 1,000

1990 ATLANTA

MANAGER—Russ Nixon (2)

COACHES—Bruce Dal Canton (39); Clarence Jones (28); Roy Majtyka (26); Brian Snitker (55); Bobby Wine (9)

No.	PITCHERS (18)	B-T	HT.	WT.	BIRTHDATE	BIRTHPLACE	RESIDENCE
37	Boever, Joe	R-R	6-1	200	10/4/60	St. Louis, MO	Largo, FL
36	Castillo, Tony	L-L	5-10	188	3/1/63	Lara, Venezuela	Barquisimeto, Ven.
48	Clary, Marty	R-R	6-4	195	4/3/62	Detroit, MI	Easley, SC
47	Glavine, Tom	L-L	6-1	190	3/25/66	Concord, MA	Billerica, MA
67	Gomez, Pat	L-L	5-11	185	3/17/68	Roseville, CA	Citrus Heights, CA
33	Greene, Tommy	R-R	6-5	225	4/6/67	Lumberton, NC	Richmond, VA
46	Henry, Dwayne	R-R	6-3	205	2/16/62	Elkton, MD	Middletown, DE
45	Leibrandt, Charlie	R-L	6-3	200	10/4/56	Chicago, IL	Leawood, KS
24	Lilliquist, Derek	L-L	6-0	210	2/20/66	Winter Park, FL	Burlington, MA
49	Luecken, Rick	R-R	6-6	210	11/15/60	McAllen, TX	Houston, TX
50	Mercker, Kent	L-L	6-2	195	2/1/68	Dublin, OH	Dublin, OH
59	Nezelek, Andy	L-R	6-6	225	10/24/65	Endicott, NY	Endicott, NY
52	Richards, Rusty	L-R	6-4	210	1/27/65	Houston, TX	Houston, TX
51	Rivera, Ben	R-R	6-6	210	1/11/69	San Pedro DeMacoris, DR	San Pedro DeMacoris, DR
25	Smith, Pete	R-R	6-2	200	2/27/66	Weymouth, MA	Burlington, MA
29	Smoltz, John	R-R	6-3	185	5/15/67	Warren, MI	Lansing, MI
30	Stanton, Mike	L-L	6-1	190	6/2/67	Houston, TX	Houston, TX
34	Valdez, Sergio	R-R	6-1	190	9/7/65	Elias Pina, DR	Elias Pina, DR

No.	CATCHERS (2)	B-T	HT.	WT.	BIRTHDATE	BIRTHPLACE	RESIDENCE
7	Davis, Jody	R-R	6-3	210	11/12/56	Gainesville, GA	Gainesville, GA
12	Whitt, Ernie	L-R	6-2	205	6/13/52	Detroit, MI	Mt. Clemens, MI

No.	INFIELDERS (9)	B-T	HT.	WT.	BIRTHDATE	BIRTHPLACE	RESIDENCE
60	Bell, Mike	L-L	6-1	175	4/22/68	Lewiston, NJ	Newton, NJ
4	Blauser, Jeff	R-R	6-0	170	11/8/65	Los Gatos, CA	Atlanta, GA
17	Esasky, Nick	R-R	6-3	215	2/24/60	Hialeah, FL	Marietta, GA
58	Infante, Alexis	R-R	5-10	188	12/4/61	Barquisimeto, Venezuela	Barquisimeto, Venezuela
20	Lemke, Mark	S-R	5-9	167	8/13/65	Utica, NY	Whitesboro, NY
18	Presley, Jim	R-R	6-1	190	10/23/61	Pensacola, FL	Pensacola, FL
62	Redington, Tom	R-R	6-1	190	2/13/69	Fullerton, CA	Anaheim, CA
14	Thomas, Andres	R-R	6-1	185	11/10/63	Boca Chica, DR	Boca Chica, DR
15	Treadway, Jeff	L-R	5-11	170	1/22/63	Columbus, GA	Griffin, GA

No.	OUTFIELDERS (8)	B-T	HT.	WT.	BIRTHDATE	BIRTHPLACE	RESIDENCE
5	Gant, Ron	R-R	6-0	172	3/2/65	Victoria, TX	Victoria, TX
16	Gregg, Tommy	L-L	6-1	190	7/29/63	Boone, NC	Winston-Salem, NC
64	Hood, Dennis	R-R	6-2	170	7/3/66	Glendell, CA	Altadena, CA
61	Hunter, Brian	R-L	6-0	195	3/4/68	Tor, CA	Long Beach, CA
1	McDowell, Oddibe	L-L	5-9	160	8/25/62	Hollywood, FL	Arlington, TX
63	Mitchell, Keith	R-R	5-10	180	8/6/69	San Diego, CA	San Diego, CA
3	Murphy, Dale	R-R	6-4	215	3/12/56	Portland, OR	Roswell, GA
27	Smith, Lonnie	R-R	5-9	190	12/22/55	Chicago, IL	Atlanta, GA

NUMERICAL SPRING

1 McDowell, Oddibe, OF
 2 Nixon, Russ, Mgr
 3 Murphy, Dale, OF
 4 Blauser, Jeff, Inf
 5 Gant, Ron, OF
 6 Russell, John, C#
 7 Davis, Jody, C
 8 Mizerock, John, C#
 9 Wine, Bobby, Coach
 10 Whited, Ed, Inf#
 11 Evans, Darrell, Inf#
 12 Whitt, Ernie, C
 14 Thomas, Andres, Inf

15 Treadway, Jeff, Inf
 16 Gregg, Tommy, OF
 17 Esasky, Nick, Inf
 18 Presley, Jim, Inf
 19 Cabrera, Frank, C#
 20 Lemke, Mark, Inf
 22 Wetherby, Jeff, OF#
 23 Justice, Dave, OF#
 24 Lilliquist, Derek, LHP
 25 Smith, Pete, RHP
 26 Majtyka, Roy, Coach
 27 Smith, Lonnie, OF
 28 Jones, Clarence, Coach

29 Smoltz, John, RHP
 30 Stanton, Mike, LHP
 33 Greene, Tommy, RHP
 34 Valdez, Sergio, RHP
 35 Niekro, Phil, Coach
 36 Castillo, Tony, LHP
 37 Boever, Joe, RHP
 38 Mann, Kelly, C#
 39 Dal Canton, Bruce, Coach
 40 Batiste, Kevin, OF#
 43 Burlingame, Dennis, RHP#
 45 Leibrandt, Charlie, LHP

BRAVES ROSTER

TEAM PHYSICIAN—Dr. David T. Watson
 ASSOCIATE PHYSICIANS—Dr. Robert Crow
 Dr. John Cantwell
 ORTHOPEDICS—Dr. Robert Wells
 Dr. Joe Chandler
 TRAINER—Dave Pursley
 ASSISTANT TRAINER—Jeff Porter
 TRAVELING SECRETARY—Bill Acree

1989 CLUB	W-L	ERA	G	GS	CG	SV	IP	H	R	ER	BB	SO	SERVICE
ATLANTA	4-11	3.94	66	0	0	21	82.1	78	37	36	34	68	2.080
Syracuse	1-3	2.61	27	0	0	5	41.2	33	15	13	15	37	
Toronto	1-1	6.11	17	0	0	1	17.2	23	14	12	10	10	
ATLANTA	0-1	4.82	12	0	0	0	9.1	8	5	5	4	5	0.155
Richmond	7-5	2.04	15	15	4	0	101.2	87	33	23	28	70	
ATLANTA	4-3	3.15	18	17	2	0	108.2	103	47	38	31	30	0.128
ATLANTA	14-8	3.68	29	29	6	0	186.0	172	88	76	40	90	2.052
Winston-Salem	11-6	2.75	23	21	3	0	137.2	115	59	42	60	127	
Charlotte	1-0	2.51	2	2	0	0	14.1	14	5	4	3	11	
Richmond	9-12	3.61	26	26	2	0	152.0	136	74	61	50	125	
ATLANTA	1-2	4.10	4	4	1	0	26.1	22	12	12	6	17	0.025
Richmond	11-5	2.44	41	6	0	1	84.2	43	28	23	61	101	
ATLANTA	0-2	4.26	12	0	0	1	12.2	12	6	6	5	16	1.139
Kansas City	5-11	5.14	33	27	3	0	161.0	196	98	92	54	73	8.010
ATLANTA	8-10	3.97	32	30	0	0	165.2	202	87	73	34	79	1.000
Omaha	4-1	2.31	36	0	0	16	47.0	33	14	12	22	39	
Kansas City	2-1	3.42	19	0	0	1	24.0	23	9	9	13	16	0.066
Richmond	9-12	3.20	27	27	4	0	168.2	107	66	60	95	144	
ATLANTA	0-0	12.46	2	1	0	0	4.1	8	6	6	6	4	0.019
Richmond	4-5	2.44	48	0	0	12	77.1	65	25	21	35	30	
Richmond	11-11	3.81	27	27	0	0	167.2	178	76	71	54	85	
ATLANTA	0-0	4.82	2	2	0	0	9.1	10	5	5	6	4	0.019
Durham	5-7	4.49	23	22	1	0	102.1	113	55	51	51	58	
ATLANTA	5-14	4.75	28	27	1	0	142.0	144	83	75	57	115	2.034
ATLANTA	12-11	2.94	29	29	5	0	208.0	160	79	68	72	168	1.072
Greenville	4-1	1.58	47	0	0	19	51.1	32	10	9	31	54	
Richmond	2-0	0.00	13	0	0	8	20.0	6	0	0	13	20	
ATLANTA	0-1	1.50	20	0	0	7	24.0	17	4	4	8	27	0.039
Indianapolis	6-3	3.28	19	12	0	1	90.2	78	38	33	26	81	
ATLANTA	1-2	6.06	19	1	0	0	32.2	31	24	22	17	26	0.117

1989 CLUB	AVG	G	AB	R	H	2B	3B	HR	RBI	BB	SO	SB	SERVICE
ATLANTA	.169	78	231	12	39	5	0	4	19	23	61	0	9.000
Toronto	.262	129	385	42	101	24	1	11	53	52	53	5	11.017

1989 CLUB	AVG	G	AB	R	H	2B	3B	HR	RBI	BB	SO	SB	SERVICE
Greenville	.244	132	472	63	115	26	3	6	57	61	91	10	
ATLANTA	.270	142	456	63	123	24	2	12	46	38	101	5	1.100
Boston	.277	154	564	79	156	26	5	30	108	66	117	1	6.107
Syracuse	.208	67	250	39	52	5	0	0	17	25	33	10	
Toronto	.167	20	12	1	2	0	0	0	0	0	1	1	0.143
Richmond	.276	146	518	69	143	22	7	5	61	66	45	4	
ATLANTA	.182	14	55	4	10	2	1	2	10	5	7	0	0.036
Seattle	.236	117	390	42	92	20	1	12	41	21	107	0	5.099
Burlington	.299	85	298	49	89	14	0	17	52	53	48	4	
Greenville	.248	33	109	9	27	4	0	3	13	8	21	1	
ATLANTA	.213	141	554	41	118	18	0	13	57	12	62	3	4.034
ATLANTA	.277	134	473	58	131	18	3	8	40	30	38	3	2.034

1989 CLUB	AVG	G	AB	R	H	2B	3B	HR	RBI	BB	SO	SB	SERVICE
Sumter	.385	12	39	13	15	4	1	1	5	11	3	4	
Richmond	.262	63	225	42	59	13	2	11	27	29	42	6	
ATLANTA	.177	75	260	26	46	8	3	9	25	20	63	9	1.133
ATLANTA	.243	102	276	24	67	8	0	6	23	18	45	3	1.089
Greenville	.252	136	464	68	117	20	5	11	44	48	124	32	
Greenville	.253	124	451	57	114	19	2	19	82	33	62	5	
Cleveland	.222	69	239	33	53	5	2	3	22	25	36	12	
ATLANTA	.304	76	280	56	85	18	4	7	24	27	37	15	4.131
Burlington	.261	127	448	64	117	23	0	10	49	70	66	12	
ATLANTA	.228	154	574	60	131	16	0	20	84	65	142	3	12.046
ATLANTA	.315	134	482	89	152	34	4	21	79	76	95	25	9.059

TRAINING ROSTER

46 Henry, Dwayne, RHP
 47 Glavine, Tom, LHP
 48 Clary, Marty, RHP
 49 Luecken, Rick, RHP
 50 Mercker, Kent, LHP
 51 Rivera, Ben, RHP
 52 Richards, Rusty, RHP
 54 Howard, Frank, Coach*
 55 Snitker, Brian, Coach
 56 Deak, Brian, C#
 57 Olson, Greg, C#
 58 Infante, Alexis, Inf


59 Nezelek, Andy, RHP
 60 Bell, Mike, Inf
 61 Hunter, Brian, OF
 62 Redington, Tom, Inf
 63 Mitchell, Keith, OF
 64 Hood, Dennis, OF
 65 Houston, Tyler, C#
 66 Williams, Jimmy, Coach*
 67 Gomez, Pat, LHP
 68 Slack, Bill, Coach*
 69 Jaster, Larry, Coach*
 70 Dean, Kevin, OF#

71 Yost, Ned, Coach*
 72 Shaddy, Chris, Inf#
 73 Mordecai, Mike, Inf#
 74 Appling, Luke, Coach*
 75 Kremers, Jimmy, C#
 76 Beauchamp, Jim, Coach*
 77 Avery, Steve, LHP#
 79 Mazzoze, Leo, Coach*
 80 Bailey, Buddy, Coach*
 82 Little, Grady, Coach*
 83 Beck, Mark, RHP#
 87 Jackson, Sonny, Coach*
 #Spring Training Invitee
 *Spring Training Instructor

1990 NON-ROSTER SPRING TRAINING INVITEES

No.	PITCHERS (3)	B-T	HT.	WT.	BIRTHDATE	BIRTHPLACE	RESIDENCE	1989 CLUB	W-L	ERA	G	GS	CG	SV	IP	H	R	ER	BB	SO	ML SERVICE
77	Avery, Steve	L-L	6-4	180	4/14/70	Trenton, MI	Taylor, MI	Durham	6-4	1.45	13	13	3	0	86.2	59	22	14	20	90	
83	Beck, Mark	R-R	6-5	200	6/28/68	Torrance, CA	Lakewood, CA	Greenville	6-3	2.77	13	13	1	0	84.1	69	32	26	34	73	
43	Burlingame, Dennis	R-R	6-4	200	6/17/69	Woodbury, NJ	Mullica Hill, NJ	Durham	4-0	0.50	11	11	2	0	54.1	28	8	3	5	42	
(DNP)																					
No.	CATCHERS (8)	B-T	HT.	WT.	BIRTHDATE	BIRTHPLACE	RESIDENCE	1989 CLUB	AVG	G	AB	R	H	2B	3B	HR	RBI	BB	SO	SB	ML SERVICE
19	Cabrera, Francisco	R-R	6-4	193	10/10/66	Santo Domingo, DR	Santo Domingo, DR	Syracuse	.299	113	428	59	128	30	5	9	71	20	72	4	
								Richmond	.333	3	6	0	0	2	1	0	0	1	0	0	0
								ATLANTA	.214	4	14	0	3	2	0	0	0	0	3	0	0.028
56	Deak, Brian	R-R	6-0	183	10/25/67	Harrisburg, PA	Scottsdale, AZ	Durham	.235	113	327	44	77	10	0	21	64	66	111	3	
65	Houston, Tyler	L-R	6-2	210	1/17/71	Las Vegas, NV	Las Vegas, NV	Idaho Falls	.243	50	177	30	43	11	0	4	24	25	42	4	
75	Kremers, Jimmy	L-R	6-3	205	10/8/65	Little Rock, AR	N. Little Rock, AR	Greenville	.235	121	388	41	91	19	1	16	58	34	95	5	
38	Mann, Kelly	R-R	6-3	215	8/17/67	Santa Monica, CA	Culver City, CA	Charlotte	.246	117	345	37	85	14	1	8	56	33	60	1	0.028
								ATLANTA	.208	7	24	1	5	2	0	0	1	0	6	0	
8	Mizerock, John	L-R	5-11	190	12/8/60	Punxsutawney, PA	Rochester Mills, PA	Richmond	.224	112	352	36	79	11	2	2	35	36	35	1	
								ATLANTA	.222	11	27	1	6	0	0	0	2	0	3	0	2.094
57	Olson, Greg	R-R	6-0	200	9/6/60	Marshall, MN	Edina, MN	Portland	.235	79	247	38	58	8	2	6	38	45	27	3	
6	Russell, John	R-R	6-0	200	1/5/61	Oklahoma City, OK	Wyndmoor, PA	ATLANTA	.182	74	159	14	29	2	0	2	9	8	53	0	4.075
No.	INFELDERS (4)	B-T	HT.	WT.	BIRTHDATE	BIRTHPLACE	RESIDENCE	1989 CLUB	AVG	G	AB	R	H	2B	3B	HR	RBI	BB	SO	SB	ML SERVICE
11	Evans, Darrell	L-R	6-2	205	5/26/47	Pasadena, CA	W Lake Village, CA	ATLANTA	.207	107	276	31	57	6	1	11	39	41	46	0	19.054
73	Mordecai, Mike	R-R	5-11	175	12/13/67	Birmingham, AL	Birmingham, AL	Burlington	.253	65	241	39	61	11	1	2	22	33	43	12	
72	Shaddy, Chris	R-R	6-1	185	10/14/61	Carrollton, MO	Texarkana, AR	Richmond	.234	135	483	57	113	23	4	5	42	42	107	3	
10	Whited, Ed	R-R	6-3	195	2/9/64	Bristol, PA	Cranbury, NJ	Richmond	.245	89	298	41	73	15	1	6	32	27	56	8	0.078
								ATLANTA	.162	36	74	5	12	3	0	1	4	6	15	1	
No.	OUTFIELDERS (4)	B-T	HT.	WT.	BIRTHDATE	BIRTHPLACE	RESIDENCE	1989 CLUB	AVG	G	AB	R	H	2B	3B	HR	RBI	BB	SO	SB	ML SERVICE
40	Battiste, Kevin	S-R	6-2	186	10/21/66	Galveston, TX	Clearwater, FL	Knoxville	.222	81	279	36	62	8	8	1	25	40	81	20	
								TORONTO	.250	6	8	1	2	0	0	0	0	0	5	0	0.014
70	Dean, Kevin	R-R	6-1	190	12/7/67	Vallejo, CA	Vallejo, CA	Indianapolis	.215	74	233	36	50	10	7	1	23	44	68	9	
								Richmond	.167	2	6	1	1	0	0	0	0	0	2	0	
23	Justice Dave	L-L	6-3	200	4/14/66	Cincinnati, OH	Cincinnati, OH	Durham	.207	45	135	23	28	6	1	3	10	34	47	15	
								Richmond	.261	115	391	47	102	24	3	12	58	59	66	12	0.031
								ATLANTA	.235	16	51	7	12	3	0	1	3	3	9	2	
22	Wetherby, Jeff	L-L	6-2	195	10/18/63	Granada Hills, CA	Granada Hills, CA	Richmond	.268	50	157	19	42	9	0	1	16	21	17	5	
								ATLANTA	.208	52	48	5	10	2	1	1	7	4	6	1	0.118

ATLANTA BRAVES PLAYER DEVELOPMENT SYSTEM





DEVELOPMENT AND SCOUTING DEPARTMENTS

PLAYER DEVELOPMENT

Bobby Dews Director of Player Development
 Susan Bailey Minor League Administrator
 Paul Egins Minor League Administrator

SCOUTING DEPARTMENT

Paul Snyder Assistant Vice-President and Director of Scouting
 Rod Gilbreath Assistant Scouting Director
 Bobbie Cranford Secretary

SCOUTS

Mike Arbuckle — Trenton, MO
 Ray Belanger — Saskatchewan, Can.
 Sam Berry — Marietta, GA
 Smoky Burgess — Forest City, NC
 Joe Campise — Houston, TX
 Stu Cann — Bradley, IL
 Joe Caputo — Royersford, PA
 Bill Clark — Columbia, MO
 Roy Clark — Martinsville, VA
 Harold Cronin — Cincinnati, OH
 Tony DeMacio — Chamblee, GA
 Bob Dunning — Phoenix, AZ
 Lou Fitzgerald — Cleveland, TN
 John Flannery — Lakewood, CA
 Ralph Garr — Missouri City, TX
 Pedro Gonzalez — San Pedro de Macoris,
 DR
 Larry Grefer — Park Hills, KY
 John Groth — Palm Beach, FL
 John Hageman — Staten Island, NY
 Gene Hassell — Johnson City, TN
 Ray Holton — Jeffersontown, KY
 Dean Jongewaard — Fountain Valley, CA
 Steve Jongewaard — Westminster, CA
 Jim Johnson — Riverside, CA
 Charlie Kafoury — Warren, MI
 Robyn Lynch — Walnut Creek, CA
 John McGill — Lakewood, CA

Dickey Martin — Birmingham, AL
 Bob Mavis — Little Rock, AR
 Red Murff — Brenham, TX
 Arthur Neal — College Park, GA
 Humberto Oropeza — Barquisimeto,
 Ven.
 Ernie Pedersen — Tinley Park, IL
 Jack Pierce — Guanajuato, Mex.
 Rance Pless — Greeneville, TN
 Jorge Posada — Rio Piedras, PR
 Harry Postove — Norfolk, VA
 Paul Ricciarini — Pittsfield, MA
 Jose Salado — San Pedro de
 Macoris, DR
 Bill Serena — Hayward, CA
 Fred Shaffer — New Castle, PA
 Charlie Smith — Austin, TX
 Ted Sparks — Atlanta, GA
 Andy Stewart — Winter Park,
 FL
 Tony Stiel — Pontiac, MI
 Bob Turzilli — Kinnelon, NJ
 Wes Westrum — Mesa, AZ
 Bill Wight — Carmichael, CA
 Don Williams — Paragould, AR
 Red Wooten — Kennesaw, GA



MINOR LEAGUE DIRECTORY

CLUB	LEAGUE/CLASS/STADIUM/ GENERAL MANAGER
<p>Richmond Braves P.O. Box 6667 Richmond, VA 23230 (804) 359-4444</p>	<p>International (AAA) The Diamond Bruce Baldwin</p>
<p>Greenville Braves P.O. Box 16683 Greenville, SC 29606 (803) 299-3456</p>	<p>Southern (AA) Municipal Stadium Steve DeSalvo</p>
<p>Durham Bulls P.O. Box 507 Durham, NC 27702 (919) 688-8211</p>	<p>Carolina (A) Durham Athletic Park Rob Dlugozima</p>
<p>Burlington Braves P.O. Box 824 Burlington, IA 52601 (319) 754-5705</p>	<p>Midwest (A) Community Field Paul Marshall</p>
<p>Sumter Braves P.O. Box 2878 Sumter, SC 29151 (803) 773-9932</p>	<p>South Atlantic (A) Riley Park Ed Holtz</p>
<p>Pulaski Braves P.O. Box 814 Pulaski, VA 24301 (703) 980-8200</p>	<p>Appalachian (Rookie) Calfee Park Kyle Scharhag</p>
<p>Bradenton Braves Pirate City P.O. Box 1359 Bradenton, FL 33506 (813) 747-3031</p>	<p>Gulf Coast (Rookie) Pirate City Jim Procopio</p>
<p>Idaho Falls Braves 800 West Elva Idaho Falls, Idaho 83402 (208) 522-8363</p>	<p>Pioneer (Rookie) McDermott Field Rai Henninger</p>



MINOR LEAGUE INFORMATION

MINOR LEAGUE MANAGERS

Richmond	International	AAA	Jim Beauchamp
Greenville	Southern	AA	Buddy Bailey
Durham	Carolina	A	Grady Little
Burlington	Midwest	A	Jim Saul
Sumter	South Atlantic	A	Ned Yost
Bradenton	Gulf Coast	Rookie	Jim Procopio
Pulaski	Appalachian	Rookie	Randy Ingle
Idaho Falls	Pioneer	Rookie	Steve Curry

MINOR LEAGUE COACHES

Richmond	Leo Mazzone, Sonny Jackson, Rich Berg
Greenville	Bill Slack, Terry Harper
Durham	Larry Jaster, Inocencio Guerrero
Burlington	Eddie Watt, Phillip Wellman
Sumter	Matt West, Gil Garrido, Ralph Rowe
Bradenton	Julio Navarro, Joe Pignatano, Rick Albert, Carlos Rios
Pulaski	Cloyd Boyer
Idaho Falls	Randy Smith, Leon Lee

ROVING INSTRUCTORS

Frank Howard	Minor League hitting coordinator
Willie Stargell	Roving hitting instructor
John Grubb	Roving hitting instructor
Jimmy Williams	Minor League fielding instructor
Fred Koenig	Roving instructor
Bruce Benedict	Roving instructor

TRAINERS

Richmond	Sam Ayoub	Sumter	Willy Johnson
Greenville	Jim Lovell	Pulaski	Mike Cerame
Durham	Kevin Harmon	Bradenton	Bryan Butz
Burlington	Gene Lane	Idaho Falls	Matt Williams

BRAVES #1 DRAFT CHOICES

REGULAR PHASE

1966—Al Santorini, P
 1967—Andy Finlay, OF
 1968—Curtis Moore, C
 1969—Gene Holbert, C
 1970—Ron Broaddus, P
 1971—Taylor Duncan, INF
 1972—Preston Hanna, P
 1973—Pat Rockett, SS
 1974—Dale Murphy, C
 1975—Don Young, C
 1976—Ken Smith, 1B
 1977—Tim Cole, P
 1978—Bob Horner, 3B
 1979—Brad Komminsk, OF
 1980—Ken Dayley, P
 1981—Jay Roberts, OF
 1982—Duane Ward, P
 1983—Marty Clark, P
 (No M.L. Draft, 1st in AA Round)
 1984—Andrew Denson, 1B/OF
 1985—Tommy Greene, P
 1986—Kent Mercker, P
 1987—Derek Lilliquist, P
 1988—Steve Avery, P
 1989—Tyler Houston, C

SECONDARY PHASE

Oscar Brown, OF
 Garry Hill, P
 Gary Pyle, P
 Gary Robson, P
 William Hodge, C
 Mike Beard, P
 Michael Bahnick, P
 Larry McWilliams, P
 Scott McGlammory, P
 David Stevens, OF
 Gerald Price, INF
 Mark Martin, C
 James Watkins, C
 NO PLAYER SELECTED
 Jeff Dedmon, P
 John Wallace, OF
 John Bryant, OF
 Kevin Williamson, P
 Jeff Blausen, SS
 Dodd Johnson, INF
 Kevin Brown, P
 NO SECONDARY PHASE
 NO SECONDARY PHASE
 NO SECONDARY PHASE

BRAVES' 1989 MINOR LEAGUE STATISTICS



RICHMOND BRAVES

W-L Record: 81-65

* — Left-handed
— Switch-hitter

BATTING

PLAYER	AVG	G	AB	R	H	2B	3B	HR	RBI	SB	E
#Alicea, Edwin	.286	4	7	1	2	0	0	0	1	0	1
Beachamp, Kash	.237	91	278	26	66	15	3	5	29	4	0
Bell, Terry	.100	8	20	0	2	0	0	0	0	0	0
*Blocker, Terry	.192	8	26	3	5	0	0	0	1	1	1
T Cabrera, Francisco	.300	116	434	59	130	31	5	9	72	4	12
2 Cabrera, Francisco	.333	3	6	0	2	1	0	0	1	0	0
Dean, Kevin	.167	2	6	1	1	0	0	0	0	0	0
Denson, Drew	.255	138	463	50	118	32	0	9	59	0	14
*Dunbar, Tommy	.213	27	80	4	17	2	1	1	15	1	0
Gant, Ronnie	.262	63	225	42	59	13	2	11	27	6	5
*Jones, Barry	.263	125	429	49	113	16	5	8	55	12	2
*Justice, Dave	.261	115	391	47	102	24	3	12	58	12	6
#Lemke, Mark	.276	146	518	69	143	22	7	5	61	4	15
*Mizerock, John	.224	112	352	36	79	11	2	2	35	1	7
Plumb, Dave	.000	3	4	0	0	0	0	0	0	0	0
Rios, Carlos	.213	27	61	8	13	2	1	0	6	0	5
Rivera, German	.250	1	4	0	1	0	0	0	2	0	0
Shaddy, Chris	.234	135	483	57	113	23	4	5	42	3	42
Smith, Alex	.207	88	242	16	50	8	2	0	15	1	5
Tubbs, Greg	.301	115	405	64	122	10	11	4	35	19	1
*Wetherby, Jeff	.268	50	157	19	42	9	0	1	16	5	1
Whited, Ed	.245	89	298	41	73	15	1	6	32	8	9
Wine, Robbie	.163	29	92	9	15	6	0	1	6	0	1

PITCHING

PITCHER	W-L	.PCT	ERA	G	GS	CG	SHO	SV	IP	H	R	ER	HR	BB	IB	SO
Clary, Marty	7-5	.583	2.04	15	15	4	0	0	101.2	87	33	23	3	28	0	70
Deitz, Tim	0-0	.000	0.00	1	0	0	0	0	0.2	0	0	0	0	3	0	0
Eave, Gary	13-3	.813	2.80	23	23	1	0	0	141.1	111	48	44	6	57	1	93
Eichhorn, Mark	1-0	1.000	1.32	25	0	0	0	19	41.0	29	6	6	0	6	0	33
*Farmer, Bryan	5-2	.714	2.43	42	0	0	0	2	63.0	61	22	17	1	20	3	15
Greene, Tommy	9-12	.429	3.61	26	26	2	1	0	152.0	136	74	61	9	50	0	125
Henry, Dwayne	11-5	.688	2.44	41	6	0	0	1	84.2	43	28	23	4	61	3	101
*Kilner, John	1-0	1.000	7.78	12	0	0	0	0	19.2	23	18	17	2	12	0	18
Lemasters, Jim	0-1	.000	18.00	1	1	0	0	0	2.0	4	5	4	1	2	0	0
Marak, Paul	0-1	.000	9.00	2	1	0	0	0	4.0	8	4	4	1	4	1	2
Mathews, Eddie	2-5	.286	3.88	36	1	0	0	3	67.1	70	31	29	7	18	1	33
*McKeon, Joel	0-0	.000	3.38	11	0	0	0	1	10.2	9	4	4	0	5	1	4
*Mercker, Kent	9-12	.429	3.20	27	27	4	0	0	168.2	107	66	60	17	95	4	144
Nezelek, Andy	4-5	.444	2.44	48	0	0	0	12	77.1	65	25	21	0	35	6	30
Puleo, Charlie	5-1	.833	3.34	11	11	2	0	0	62.0	59	26	23	4	15	1	57
Richards, Rusty	11-11	.500	3.81	27	27	0	0	0	167.2	178	76	71	4	54	1	85
*Stanton, Mike	2-0	1.000	0.00	13	0	0	0	8	20.0	6	0	0	0	13	2	20
Ziem, Steve	1-2	.333	2.67	18	8	0	0	4	60.2	62	30	18	1	21	2	24



BRAVES' 1989 MINOR LEAGUE STATISTICS

GREENVILLE BRAVES

W-L Record: 70-69

* — Left-handed

— Switch-hitter

BATTING

PLAYER	AVG	G	AB	R	H	2B	3B	HR	RBI	SB	E
#Alicea, Edwin	.219	124	352	59	77	7	3	12	47	22	31
Alva, John	.208	112	384	33	80	13	0	3	26	4	22
*Bell, Mike	.244	132	472	63	115	26	3	6	57	10	13
Bell, Terry	.000	2	4	0	0	0	0	0	0	0	0
*Blocker, Terry	.268	59	205	33	55	7	4	5	22	2	2
#Casarotti, Rich	.220	70	218	23	48	7	0	2	25	1	16
*Dunbar, Tommy	.303	35	89	12	27	2	2	3	13	1	0
Green, David	.271	34	118	15	32	9	0	5	22	1	2
Hood, Dennis	.252	136	464	68	117	20	5	11	44	32	8
Hunter, Brian	.253	124	451	57	114	19	2	19	82	5	4
*Kremers, Jimmy	.235	121	388	41	91	19	1	16	58	5	8
Maldonado, Phil	.200	9	20	0	4	0	0	0	1	0	0
Mordecai, Mike	.375	4	8	0	3	0	0	0	1	0	0
Morris, Rick	.254	117	342	56	87	11	3	8	38	5	25
Pacho, Juan	.245	65	216	33	53	6	0	0	13	0	6
Plumb, Dave	.226	40	106	9	24	6	0	2	6	1	2
Pruitt, Darrell	.224	87	232	28	52	8	1	0	14	1	3
Redington, Tom	.248	33	109	9	27	4	0	3	13	1	7
#Roby, Ellis	.137	29	51	3	7	1	0	0	3	0	4
*Sabino, Miguel	.220	15	41	3	9	1	1	0	2	5	0
Tubbs, Greg	.185	11	27	4	5	0	0	0	1	3	0

PITCHING

PITCHER	W-L	.PCT	ERA	G	GS	CG	SHO	SV	IP	H	R	ER	HR	BB	IB	SO
Akins, Sid	1-0	1.000	7.71	2	1	0	0	0	7.0	11	6	6	2	2	0	5
*Avery, Steve	6-3	.667	2.77	13	13	1	0	0	84.1	69	32	26	3	34	0	73
*Blocker, Terry	0-0	.000	0.00	1	0	0	0	0	1.0	2	0	0	0	0	0	0
Czajkowski, Jim	1-6	.143	5.56	17	4	0	0	0	34.0	39	31	21	4	16	0	20
Deitz, Tim	1-6	.143	3.07	30	0	0	0	3	41.0	33	17	14	1	24	0	45
DelRosario, Maximo	3-6	.333	4.67	49	0	0	0	5	54.0	58	39	28	7	23	2	33
*Jimenez, German	11-7	.611	3.42	24	22	2	1	0	137.0	141	63	52	9	36	1	86
*Kilner, John	2-2	.500	2.58	30	7	0	0	6	66.1	51	26	19	2	29	0	60
*Kirk, Tim	1-1	.500	7.24	6	1	0	0	0	13.2	18	13	11	5	6	0	8
LeMasters, Jim	7-5	.583	2.19	32	21	3	1	0	147.2	137	53	36	10	36	3	107
Marak, Paul	8-7	.533	3.11	43	14	0	0	5	121.2	102	54	42	7	47	1	83
Mathews, Eddie	1-0	1.000	1.04	5	0	0	0	1	8.2	5	1	1	0	0	0	5
*Polley, Dale	6-15	.286	3.35	28	26	3	2	0	163.2	142	75	61	11	58	1	106
Puleo, Charlie	0-0	.000	4.50	2	2	0	0	0	6.0	6	3	3	0	3	0	5
*Stanton, Mike	4-1	.800	1.58	47	0	0	0	19	51.1	32	10	9	1	31	3	54
*Stockam, Doug	7-4	.636	2.33	53	0	0	0	0	73.1	58	25	19	5	31	6	45
*Upshaw, Lee	8-2	.800	2.75	14	14	0	0	0	95.0	78	36	29	5	30	2	72
Weemes, Danny	3-4	.429	4.97	13	13	2	0	0	70.2	74	44	39	10	30	1	28
Wendell, Steve	0-0	.000	9.82	1	1	0	0	0	3.2	7	5	4	3	1	0	3

BRAVES' 1989 MINOR LEAGUE STATISTICS



DURHAM BULLS

W-L Record: 84-54

* — Left-handed

— Switch-hitter

BATTING

PLAYER	AVG	G	AB	R	H	2B	3B	HR	RBI	SB	CS	E
*Butts, David	.253	84	257	33	65	6	2	10	30	3	5	12
#Casarotti, Rich	.283	55	198	34	56	12	0	3	23	8	7	12
Champion, Brian	.254	96	327	43	83	13	0	6	48	4	2	8
*Cloninger, Greg	.000	1	2	0	0	0	0	0	0	0	0	0
Cuevas, Johnny	.143	5	14	1	2	0	0	1	3	0	0	0
Deak, Brian	.235	113	327	44	77	10	0	21	64	3	3	9
Dean, Kevin	.207	45	135	23	28	6	1	3	10	15	4	1
#Dewey, Todd	.170	79	224	25	38	5	0	1	11	5	2	9
Fowler, Mike	.267	63	180	37	48	9	1	9	29	7	3	6
Fross, Jerald	.166	90	217	23	36	3	0	0	8	9	8	30
Goselin, Scott	.188	23	69	7	13	1	0	0	6	0	2	2
Maldonado, Phil	.202	54	114	9	23	2	0	2	16	2	1	2
Maloney, Rich	.223	118	350	41	78	8	5	0	21	5	2	29
*Martin, Al	.271	128	457	84	124	26	3	9	48	27	14	7
Pennington, Ken	.275	127	462	70	127	34	0	10	64	17	5	38
*Ross, Sean	.271	127	420	71	114	24	4	11	49	22	12	3
*Todd, Theron	.254	127	422	60	107	21	3	11	79	6	7	4
*Tomberlin, Andy	.281	119	363	63	102	13	2	16	61	35	12	1

PITCHING

PITCHER	W-L	PCT.	ERA	G	GS	CG	SHO	SV	IP	H	R	ER	HR	BB	IBB	SO
*Avery, Steve	6-4	.600	1.45	13	13	3	1	0	86.2	59	22	14	5	20	1	90
Boltz, Brian	3-3	.500	3.04	11	10	1	1	0	50.1	63	23	17	3	7	2	33
Burlingame, D.	4-0	1.000	0.50	11	11	2	2	0	54.1	28	8	3	1	5	1	42
*Cuesta, Jamie	1-2	.333	4.38	11	1	0	0	1	24.2	20	18	12	4	15	0	11
*Currin, Wes	2-3	.400	3.50	33	1	0	0	1	36.0	37	18	14	3	13	1	33
Czajkowski, Jim	2-3	.400	0.99	32	0	0	0	14	45.1	33	8	5	2	10	2	34
DelRosario, M.	0-0	.000	0.64	7	0	0	0	2	14.0	6	1	1	0	4	2	8
*Johnson, Judd	6-2	.750	1.74	32	3	0	0	4	77.2	79	22	15	2	16	3	41
T *Kirk, Tim	4-5	.444	3.23	32	6	1	1	4	75.1	54	35	27	4	20	1	73
2 *Kirk, Tim	1-3	.250	5.79	20	3	0	0	4	42.0	40	29	27	4	12	1	40
Nied, David	5-2	.714	6.63	12	12	0	0	0	58.1	74	47	43	10	23	1	38
Richey, Rodney	3-3	.500	4.20	19	0	0	0	3	30.0	20	14	14	3	17	2	30
Rivera, Ben	5-7	.417	4.49	23	22	1	0	0	102.1	113	55	51	6	51	1	58
*Smith, Chad	4-3	.571	3.01	13	12	0	0	0	68.2	65	28	23	8	28	0	43
Stoker, Mike	8-6	.571	4.44	24	20	1	0	1	117.2	127	69	58	5	47	1	82
Tilmon, Pat	11-4	.733	3.24	33	23	0	0	4	144.1	145	63	52	6	44	2	92
*Tomberlin, Andy	0-0	.000	18.00	1	0	0	0	0	1.0	2	2	2	0	2	0	2
Trilicek, Rich	0-0	.000	1.13	1	1	0	0	0	8.0	3	2	1	0	1	0	4
Turner, Matt	9-9	.500	2.44	53	3	0	0	1	118.0	95	38	32	11	47	9	114
Watson, Preston	3-0	1.000	1.50	19	1	0	0	3	54.0	37	10	9	1	17	1	42
Wendell, Turk	2-0	1.000	1.13	3	3	0	0	0	24.0	13	4	3	0	6	0	27
Ziem, Steve	9-0	1.000	1.66	28	0	0	0	7	48.2	39	10	9	2	11	2	25



BRAVES' 1989 MINOR LEAGUE STATISTICS

BURLINGTON BRAVES

W-L Record: 60-77

* — Left-handed

— Switch-hitter

BATTING

PLAYER	AVG	G	AB	R	H	2B	3B	HR	RBI	SB	E
Baldwin, Tony	.219	110	374	46	82	21	2	13	60	20	4
*Blanks, Daryl	.209	93	278	21	58	6	1	1	13	4	6
Boeschone, Jarrett	.133	5	15	1	2	0	0	0	2	0	1
*Campbell, Don	.244	108	394	48	96	19	3	7	38	15	8
Castleberry, Kevin	.246	64	224	27	55	8	0	1	19	14	20
*Clark, Jeff	.059	10	17	2	1	0	1	0	0	1	0
*Cloninger, Greg	.218	96	316	25	69	6	0	4	37	0	12
Cole, Popeye	.255	118	447	53	114	13	2	3	30	12	7
Cuevas, Johnny	.229	70	223	21	51	10	2	4	24	1	11
Davis, Mark	.230	101	330	40	76	13	0	11	46	1	7
Glass, Steve	.194	54	201	18	39	5	1	1	14	3	13
Hall, Lamar	.095	15	42	3	4	0	0	0	1	0	2
Kendoza, Jesus	.247	39	97	8	24	3	0	0	7	0	3
Mitchell, Keith	.261	127	448	64	117	23	0	10	49	12	8
Mordecai, Mike	.253	65	241	39	61	11	1	1	22	12	21
Pfaff, Bob	.205	69	224	14	46	7	0	4	16	1	7
Redington, Tom	.299	85	298	49	89	14	0	17	52	4	21
Saccomanno, Joe	.193	50	166	14	32	4	0	0	3	3	16
*Schoonover, Gary	.234	54	167	15	39	7	0	2	12	0	11
Williams, Teddy	.158	19	38	5	6	2	0	0	2	0	1

PITCHING

PITCHER	W-L	PCT.	ERA	G	GS	CG	SHO	GF	SV	IP	H	R	ER	HR	BB	IB	SO
*Cuesta, Jaime	0-0	.000	27.00	1	0	0	0	1	0	2.0	6	6	6	0	4	0	1
Cummings, Brian	3-7	.300	5.11	12	12	2	1	0	0	75.2	83	52	43	5	27	0	54
Czarnik, Chris	5-4	.556	2.77	41	3	0	0	19	4	84.1	79	43	26	3	32	1	65
*Karastinski, Dave	6-8	.429	3.42	29	16	4	1	3	1	123.2	137	53	47	9	33	1	61
*Kelly, Kevin	0-8	.000	6.06	11	10	1	0	1	0	49.0	61	40	33	4	34	0	29
Kurczewski, Tommy	0-0	.000	27.00	3	0	0	0	1	0	2.2	6	8	8	1	8	0	0
Longuil, Rich	7-7	.500	3.78	31	5	1	1	16	5	81.0	75	43	34	6	41	3	73
Meister, Ralph	0-0	.000	7.58	12	0	0	0	6	0	19.0	27	17	16	1	8	0	17
T Minchey, Nate	5-12	.294	4.67	26	26	1	0	0	0	156.0	154	88	81	8	82	2	87
2 Minchey, Nate	2-6	.250	4.57	11	11	1	0	0	0	69.0	69	37	35	6	28	1	34
Nied, David	5-6	.455	3.83	13	12	2	1	0	0	80.0	78	38	34	3	23	0	73
Reis, Dave	7-5	.583	3.32	34	8	2	0	15	1	116.2	112	49	43	6	34	5	54
Throckmorton, Brian	0-0	.000	4.50	1	0	0	0	1	0	2.0	2	1	1	0	0	0	3
*Upshaw, Lee	5-3	.625	2.09	12	12	2	0	0	0	90.1	67	31	21	2	24	1	100
Vazquez, Marcos	0-0	.000	6.55	2	2	0	0	0	0	11.0	13	11	8	1	4	0	10
Watson, Preston	2-6	.250	4.46	14	14	2	1	0	0	82.2	88	47	41	6	43	1	65
*Raznik, Allan	2-0	1.000	4.68	34	0	0	0	14	0	32.2	30	21	17	3	22	3	29
Weems, Danny	2-5	.286	4.29	13	10	1	1	2	0	63.0	60	39	30	12	22	1	31
Wendell, Steve	9-11	.450	2.21	22	22	9	5	0	0	159.0	127	63	39	7	41	1	153
Williams, Teddy	0-0	.000	0.00	2	0	0	0	2	0	2.0	1	0	0	0	2	0	1
Wright, William	5-1	.833	2.10	40	0	0	0	29	13	55.2	47	23	13	2	19	6	45

SUMTER BRAVES

W-L Record: 60-81

* — Left-handed

— Switch-hitter

BATTING

PLAYER	AVG	G	AB	R	H	2B	3B	HR	RBI	SB	E
Adams, Lionel	.100	4	10	0	1	1	0	0	1	0	1
#Caraballo, Ramon	.263	45	171	22	45	10	5	1	32	9	18
Colberson, Calvin	.190	111	369	44	70	11	2	5	38	18	6
Fowler, Mike	.196	40	148	23	29	10	0	4	18	1	4
Gant, Ronnie	.385	12	39	13	15	4	1	1	5	4	2
*Gardner, Glen	.298	132	480	68	143	28	1	6	71	28	30
Gonzalez, Wallace	.000	1	1	0	0	0	0	0	0	0	0
Goselin, Scott	.260	65	223	22	58	6	1	1	27	5	8
Hall, Lamar	.281	39	139	13	39	2	2	0	11	3	19
Harper, Greg	.180	45	139	13	25	8	0	0	9	3	8
*Klesko, Ryan	.289	25	90	17	26	6	0	1	12	1	4
Lopez, Steve	.211	96	336	38	71	18	2	5	36	3	7
Mendoza, Jesus	.243	11	37	5	9	2	0	0	2	0	1
Minaya, Roberto	.222	120	460	44	102	10	3	2	34	12	4
Perez, Ed	.232	114	401	39	93	21	0	5	44	2	16
#Reis, Paulo	.229	133	476	78	109	18	4	0	29	22	21
#Relaford, Winnie	.258	67	236	41	61	6	2	0	6	31	1
Rizzo, Tom	.207	77	237	30	49	11	2	1	22	7	31
*Simmons, Randy	.240	129	466	71	112	21	6	13	71	23	5
Urman, Mike	.205	36	112	6	23	4	0	0	11	0	2

PITCHING

PITCHER	W-L	PCT	ERA	G	GS	CG	SHO	SV	IP	H	R	ER	HR	BB	IB	SO
Brock, Thomas	0-1	.000	2.25	2	1	0	0	1	8.0	8	4	2	2	3	0	5
Calderone, Jeff	2-2	.500	5.66	23	0	0	0	2	35.0	39	27	22	1	22	2	38
Culberson, Calvin	0-0	.000	18.00	1	0	0	0	0	1.0	3	2	2	1	0	0	1
*Deleon, Roberto	2-4	.333	3.22	34	7	0	0	1	86.2	92	40	31	7	30	2	55
Dickman, Dave	0-1	.000	10.13	9	0	0	0	0	13.1	11	18	15	0	30	0	5
Duncan, Robert	3-7	.300	4.93	29	1	0	0	0	49.1	61	36	27	4	19	1	31
Grove, Scott	9-11	.450	4.20	28	28	2	0	0	160.2	172	89	75	13	65	1	96
*Johnson, Judd	3-2	.600	2.10	11	0	0	0	3	25.2	20	7	6	0	6	1	25
*Kelly, Kevin	2-2	.500	5.32	13	13	0	0	0	66.0	69	43	39	6	49	0	48
Maldonado, Johnny	3-6	.333	4.73	48	0	0	0	11	66.2	62	36	35	4	38	1	59
Meier, Jeff	4-8	.333	4.33	39	0	0	0	0	68.2	62	39	33	4	35	4	53
Meister, Ralph	1-3	.250	5.35	9	4	1	0	0	35.1	43	22	21	2	20	0	25
Mitchell, Glenn	1-3	.250	6.35	30	3	0	0	0	56.2	67	47	40	9	45	2	44
Murray, Matt	3-5	.375	4.33	12	12	0	0	0	72.2	62	37	35	10	22	0	69
Richey, Rodney	0-1	.000	1.93	33	0	0	0	19	42.0	21	11	9	3	18	0	62
*Smith, Chad	8-3	.727	3.06	15	15	0	0	0	94.0	85	41	32	5	37	0	55
*Thomas, Ron	1-0	1.000	3.05	3	3	0	0	0	20.2	23	8	7	0	6	0	19
Trlicek, Rick	6-5	.545	2.59	15	15	0	0	0	93.2	73	40	27	7	40	1	72
Vazquez, Marcos	10-10	.500	3.27	25	25	4	1	0	156.2	144	78	57	9	56	0	98
Wohlers, Mark	2-7	.222	6.49	14	14	0	0	0	68.0	74	55	49	3	59	0	51



BRAVES' 1989 MINOR LEAGUE STATISTICS

PULASKI BRAVES

W-L Record: 42-26

* — Left-handed
— Switch-hitter

BATTING

PLAYER	AVG	G	AB	R	H	2B	3B	HR	RBI	SB	E
Boesch, Jarrett	.188	6	16	2	3	1	0	0	3	0	0
*Clark, Jeff	.282	51	181	34	51	9	1	1	23	19	2
Fults, Nathan	.143	10	28	2	4	0	0	0	0	0	2
Heath, Lee	.263	65	236	50	62	11	1	0	21	40	7
Hutchinson, Sean	.205	18	39	5	8	3	0	2	8	0	1
*Kelly, Pat	.329	50	164	25	54	4	1	0	21	5	18
Kupsey, John	.250	53	160	39	40	9	0	5	22	5	20
Lopez, Javier	.261	51	153	27	40	8	1	3	27	3	5
#McCoy, Brent	.316	63	225	43	71	11	3	2	39	16	26
#Nieves, Melvin	.277	64	231	43	64	16	3	9	46	6	6
Pisacreta, Mike	.254	50	138	20	35	7	0	4	24	0	2
Shover, Dan	.241	63	216	43	52	9	1	2	33	10	8
Swail, Steve	.218	31	78	12	17	3	1	0	6	2	2
*Tarasco, Tony	.340	49	156	22	53	8	2	2	22	7	3
*Wright, Brian	.284	58	201	17	57	11	1	1	28	5	5

PITCHING

PITCHER	W-L	.PCT	ERA	G	GS	CG	SHO	SV	IP	H	R	ER	HR	BB	IB	SO
Adams, Tom	3-0	1.000	4.50	10	1	0	0	0	20.0	16	13	10	3	6	0	16
*Arnold, Greg	2-0	1.000	6.00	10	0	0	0	0	12.0	12	12	8	2	11	0	10
Brown, Terrance	7-3	.700	4.83	13	13	0	0	0	69.0	70	48	37	3	27	2	40
Calderon, Jeff	1-0	1.000	0.00	5	0	0	0	0	7.2	3	0	0	0	2	0	14
*Hailey, Roger	7-3	.700	1.41	12	12	3	1	0	70.1	47	14	11	2	27	0	73
Jewett, Earl	2-1	.667	3.53	14	7	0	0	0	43.1	44	20	17	3	9	0	36
Parker, Jarrod	3-2	.600	3.68	16	8	0	0	0	58.2	55	33	24	5	24	2	47
Ritter, Darren	6-5	.545	3.62	14	13	0	0	0	64.2	58	37	26	2	21	2	55
Roy, Walter	2-1	.667	2.12	14	2	0	0	0	29.2	26	9	7	1	6	0	23
Schafer, Bill	3-5	.375	2.30	25	0	0	0	5	43.0	31	17	11	3	21	5	43
Sottile, Sean	1-3	.250	2.57	21	4	0	0	4	49.0	43	24	14	3	20	1	46
Strange, Don	3-0	1.000	2.45	27	0	0	0	5	33.0	27	9	9	1	6	2	38
*Thompson, Alan	1-2	.333	5.04	21	0	0	0	1	25.0	30	14	14	1	9	1	24
Throckmorton, Brian	0-0	.000	1.93	2	0	0	0	1	4.2	1	1	1	1	0	0	3
Wholers, Mark	1-1	.500	5.48	14	8	0	0	0	46.0	49	36	28	5	28	0	50

BRAVES' 1989 MINOR LEAGUE STATISTICS



BRADENTON BRAVES

W-L Record: 16-47

* — Left-handed

- Switch-hitter

BATTING

PLAYER	AVG	G	AB	R	H	2B	3B	HR	RBI	SB	E
#Apolinero, Oswaldo	.351	40	148	36	52	5	1	0	15	14	5
Berroa, Fabricio	.333	1	3	1	1	1	0	0	2	1	1
*Brust, David	.236	32	106	14	25	8	1	3	19	3	5
X #Caraballo, Ramon	.247	20	77	9	19	3	1	1	10	5	5
Ellis, Paul	.167	5	12	1	2	1	0	0	1	0	1
*Eusebio, Pedro	.229	17	48	6	11	3	0	2	6	0	1
Fults, Nathan	.238	33	122	12	29	1	3	0	14	3	1
Gonzalez, Wallace	.380	16	50	6	19	4	1	1	8	2	2
Hughes, Troy	.163	17	49	8	8	0	0	0	3	0	1
Jimenez, Vincent	.258	19	62	7	16	3	0	0	12	1	0
X *Klesko, Ryan	.404	16	57	14	23	5	4	1	16	4	0
Krkoviski, Tony	.259	14	27	3	7	3	0	0	4	3	1
Martin, Gene	.197	23	76	10	15	1	0	0	6	6	2
Marze, Dickey	.243	33	107	21	26	5	1	3	12	6	15
McMillan, Stuart	.167	24	66	8	11	0	2	0	10	5	1
Mendez, Miguel	.288	28	104	15	30	3	4	2	16	5	7
*Morgan, Dennis	.231	17	52	6	12	0	0	0	3	0	7
Nunez, Ray	1.000	1	1	0	1	0	0	0	0	0	0
Presto, John	.000	1	0	0	0	0	0	0	0	0	0
*Robles, Josman	.250	37	128	20	32	9	0	1	15	3	12
Salcido, Mario	.250	17	44	7	11	2	0	0	5	1	0
Stills, Jason	.000	1	2	2	0	0	0	0	0	0	0
Thomas, Colovito	.226	27	93	14	21	1	1	0	4	9	3
Tyson, Kevin	.113	20	62	4	7	2	0	0	4	1	2
#Young, Scott	.000	1	1	0	0	0	0	0	0	0	0

PITCHING

PITCHER	W-L	.PCT	ERA	G	GS	CG	SHO	SV	IP	H	R	ER	HR	BB	IB	SO
Adams, Tommy	4-2	.667	4.06	10	2	0	0	0	31.0	32	16	14	2	12	0	10
Bruck, Tom	0-1	.000	6.97	6	0	0	0	2	10.1	14	13	8	0	6	0	8
Chiles, Barry	0-0	.000	2.25	2	0	0	0	0	4.0	2	5	1	1	4	0	2
Cullens, Eric	0-2	.000	3.43	7	2	0	0	0	21.0	14	11	8	0	13	0	9
Gabrielle, M.	3-1	.750	3.71	8	5	0	0	0	34.0	32	16	14	1	8	1	18
Gallagher, Tony	0-0	.000	2.95	6	4	0	0	0	18.1	12	7	6	0	8	0	6
Grebe, Brett	1-2	.333	2.28	5	4	0	0	0	23.2	20	9	6	0	14	0	11
Maye, Anthony	0-0	.000	4.91	3	0	0	0	0	3.2	2	2	2	0	5	0	0
Mays, Eric	0-1	.000	12.60	3	0	0	0	0	5.0	8	7	7	1	7	0	5
X Murray, Matt	1-0	1.000	0.00	2	2	0	0	0	7.0	3	0	0	0	0	0	10
Rebais	0-0	.000	0.00	1	0	0	0	0	2.0	1	0	0	0	2	0	2
Roa, Joseph	0-2	.000	3.38	5	2	0	0	0	16.0	15	9	6	2	2	0	8
Rolfes, Mike	2-1	.667	4.09	8	6	1	1	0	33.0	35	16	15	1	11	0	19
Sheperd, Mike	0-3	.000	0.93	18	0	0	0	5	29.0	15	6	3	1	7	0	18
Shields, Barry	1-0	1.000	0.00	1	0	0	0	0	2.0	0	0	0	0	1	0	2
Steinmetz, Robert	1-1	.500	2.01	5	4	0	0	0	22.1	13	5	5	2	5	0	21
Walling, Mike	1-1	.500	2.84	9	1	0	0	0	19.0	22	15	6	0	4	1	12



BRAVES' 1989 MINOR LEAGUE STATISTICS

W-L Record: 27-40

* — Left-handed

— Switch-hitter


BATTING

PLAYER	AVG	G	AB	R	H	2B	3B	HR	RBI	SB	E
Adams, Lionel	.297	25	91	18	27	9	0	6	21	0	?
Baranoski, Jim	.105	7	19	5	2	0	0	2	5	0	?
Burton, Chris	.269	55	208	39	56	8	0	1	21	15	?
Ellis, Jason	.333	2	3	0	1	0	0	0	0	0	0
Guerrero, Ramces	.258	47	132	29	34	5	0	13	32	2	7
Harring, Ken	.322	54	199	34	64	8	4	3	31	11	8
Houston, Tyler	.243	50	177	30	43	11	0	4	24	4	5
Lopez, Fred	.222	37	81	13	18	1	1	0	8	0	9
Miller, Billy	.209	45	139	20	29	3	0	5	18	0	7
Olmeda, Jose	.248	61	230	36	57	5	6	1	27	9	24
Pullins, Jimmie	.194	51	139	26	27	5	1	3	15	1	9
Rigsby, Rick	.253	59	198	31	50	10	5	4	33	8	13
Sims, Dan	.315	50	184	27	58	6	1	0	23	6	8
Sparrow, Chris	.262	54	191	19	50	10	1	3	29	0	9
Sweeney, Michael	.097	14	31	4	3	2	0	1	1	0	2
Thomas, Don	.297	22	74	16	22	5	1	2	14	3	3
#Waldenberger, Dave	.256	47	168	18	43	8	1	2	19	2	13
*Wright, Brian	.333	4	15	2	5	0	0	0	2	0	0

PITCHING

PITCHER	W-L	PCT.	ERA	G	GS	CG	SHO	SV	IP	H	R	ER	HR	BB	IB	SO
Gore, Rick	1-3	.250	4.60	18	0	0	0	1	31.1	40	19	16	1	11	2	34
Haeberle, Kevin	1-2	.333	5.04	8	2	0	0	1	25.0	26	19	14	1	12	0	16
Kortright, Jim	2-4	.333	6.86	16	4	0	0	1	39.1	51	35	30	5	16	0	19
Kuhlman, Eric	2-8	.200	3.64	13	13	0	0	0	76.2	80	44	31	2	19	0	53
Lemon, Dan	2-1	.667	6.47	9	6	0	0	0	40.1	50	31	29	6	17	0	20
Newman, Tom	0-3	.000	8.46	12	3	0	0	0	22.1	35	25	21	2	12	0	19
Osomon, Scott	4-3	.571	2.45	14	6	2	1	0	51.1	39	20	14	3	15	0	36
Parker, Mike	0-2	.000	6.45	18	0	0	0	0	23.2	39	31	27	2	19	0	36
Rogers, Doug	3-4	.429	4.50	13	9	2	0	0	158.0	70	42	29	4	17	1	59
Valle, Tony	4-4	.500	5.12	13	12	0	0	0	65.0	65	46	37	4	36	1	83
White, Randy	5-3	.625	4.40	13	11	0	0	0	61.1	75	37	30	1	23	0	55
Zona, Jeff	3-1	.750	4.68	22	0	0	0	0	84.2	42	26	22	4	11	0	39

BRAVES HISTORY





THE ALL-TIME FRANCHISE RECORDS

Records for Boston, Milwaukee and Atlanta franchises in the National League, 1876 to present — Boston Red Stockings, Reds or Red Caps, 1876-90; Boston Beaneaters, 1891-1906; Boston Doves, 1907-10; Boston Rustlers, 1911; Boston Braves, 1912-35; Boston Bees, 1936-40; Boston Braves, 1941-52; Milwaukee Braves, 1953-65; Atlanta Braves, 1966 to present.

*Indicates Major League record.

**Indicates National League record.

#Indicates National League since 1900 record.

CLUB BATTING

SEASON

Most at-bats	5631	in 1973
Most runs	1221	in 1894*
Most runs since 1900	803	in 1964
Most hits	1567	in 1925
Most total bases	2411	in 1957
Most doubles	272	in 1964
Most triples	100	in 1921
Most home runs	207	in 1966
Most home runs, home	118	in 1966; 1973
Most home runs, road	124	in 1957**
Most home runs, with bases filled	8	in 1962
Most home runs, pinch-hitters	8	in 1977
Most home runs, home, Braves and opponents	211	in 1970
Most consecutive games, one or more home runs	22	in 1956
Most extra base hits	482	in 1957
Most runs batted in	1027	in 1894
Most runs batted in since 1920	758	in 1973
Most times grounded into double plays	154	in 1985
Most times hit by pitch	45	in 1917
Most bases on balls	684	in 1949
Most strikeouts	996	in 1989
Most stolen bases	373	in 1887
Highest batting percentage	292	in 1925
Most .300 hitters	8	in 1931
Highest slugging average	.442	in 1957

GAME

Most runs	23	Sept. 2, 1957 vs. Chi.
Most runs, both clubs	33	Sept. 2, 1957 vs. Chi.
Most hits	26	Sept. 2, 1957 vs. Chi.
Most total bases	47	Aug. 30, 1953 vs. Pitt.
Most doubles	10	Aug. 25, 1936 vs. St.L.
Most home runs	8	Aug. 30, 1953 vs. Pitt.*
Most home runs, both clubs	10	April 2, 1970 vs. Cin. (3-7)
Most home runs with bases filled	2	July 3, 1966 vs. S.F.; May 2, 1987 vs. Hou.
Most extra base hits	13	July 31, 1954 vs. Bkn. (6 2Bs, 7 HRs)

INNING

Most runs	13	June 25, 1910 vs. Bkn., 1st; Sept. 20, 1972 vs. Hou., 2nd
Most runs, both clubs	17	June 20, 1912 vs. N.Y., 9th (10-7)
Most hits	12	Sept. 20, 1972 vs. Hou., 2nd
Most hits, both clubs	17	June 20, 1912 vs. N.Y., 9th
Most extra base hits	7	Aug. 25, 1936 vs. St.L. (1G), 1st (7 doubles)*
Most home runs	4	June 8, 1961 vs. Cin., 7th; June 21, 1971 vs. Mtl., 8th
Most home runs in succession	4	June 8, 1961 vs. Cin., 7th (Mathews, Aaron, Adcock, Thomas)

THE ALL-TIME FRANCHISE RECORDS



FRANCHISE RECORDS (continued)

CLUB PITCHING

SEASON

Most complete games	72 in 1953; 1958
Most shutouts	21 in 1974
Most consecutive shutouts	3, July 24-26, 1959 (Pizarro, Burdette, Spahn); Sept. 4-6, 1963 (Spahn, Sadowski, Shaw)
Most consecutive scoreless innings	30, 1st inn., July 24 to 4th inn., July 27, 1959; 1st inn., Sept. 4 to 4th inn., Sept. 7, 1963
Most no-hit games	2 in 1960*
Most strikeouts	966 in 1965; 1989
Most wild pitches	83 in 1966
Fewest balks	0 in 1948 and 1957*
Lowest earned run average	2.92 in 1968

GAME

Most runs allowed	26, July 4, 1911 vs. Cin.
Most wild pitches	6, May 4, 1963 vs. Chi.; Aug. 4, 1979 vs. Hou.
Most balks	6, May 4, 1963 vs. Chi.

INNING

Most pitchers used	5, July 22, 1967 vs. St. L., 9th (Johnson, Hernandez, Raymond, Kelley, Upshaw)*
Most wild pitches	4, Aug. 4, 1979 vs. Hou., Niekro

CLUB FIELDING

SEASON

Highest percentage	.982 in 1961; 1987
Lowest percentage	.970 in 1979
Most chances	6441 in 1986
Most putouts	4424 in 1971
Most assists	2225 in 1908
Most errors	353 in 1904
Fewest errors	111 in 1961
Most consecutive errorless games	8 in 1972
Most passed balls	42 in 1905; 1967**
Most double plays	186 in 1982
Most consecutive games making double plays	15 in 1982 (20 DPs)

GAME

Most errors	11, June 11, 1906 vs. St.L.#
Most double plays	7, June 27, 1982 vs. Cin. (14 innings)† 6, August 5, 1971 vs. N.Y.; May 13, 1973 vs. S.D.*

CLUB RECORDS

SEASON

Most games	163 in 1963; 1968; 1974
Fewest games	124 in 1918
Most extra-inning games	27 in 1943**
Most shutouts won	21 in 1916; 1974
Most shutouts lost	28 in 1906
Most victories	95 in 1957 (lost 59)
Most victories, home	51 in 1960
Most victories, road	50 in 1957
Most defeats	115 in 1935 (won 38)
Most defeats, home	55 in 1923
Most defeats, road	65 in 1935#
Highest percentage	.617 in 1957 (won 95, lost 59)
Lowest percentage	.248 in 1935 (won 38, lost 115)**
Most consecutive victories	13, Apr. 6-21, 1982 (First 13 games of season)*
Most consecutive defeats	19 in 1906
Most consecutive victories, home	10 in 1961; 1966; 1983



THE ALL-TIME FRANCHISE RECORDS

FRANCHISE RECORDS (continued)

Most consecutive victories, road	11 in 1956
Most consecutive defeats, home	14 in 1911**
Most consecutive defeats, road	16 in 1906
Most victories over one club	18, Cincinnati, 1957
Most losses to one club	21, Chicago, 1909
Most players used	48 in 1956

GAME

Shortest game by time	1:15, Aug. 10, 1944 vs. Cin.
Longest game by time, nine innings	4:15, Sept. 18, 1983 vs. S.D. in Atlanta
Longest game by innings	26, May 1, 1920 vs. Bkn. (1-1 tie)*
Most players used	25, Sept. 26, 1964 vs. Pha.**
Most pitchers used	8, Sept. 26, 1964 vs. Pha.**
Most stolen bases	8, Aug. 28, 1909 vs. Cin.; July 16, 1988 vs. NY
Most left on base	27, May 4, 1973 at Pha (20 innings)**; 18, June 23, 1986 at L.A.**
Largest winning margin	19 runs, Aug. 18, 1915 vs. St. L. (20-1)
Largest losing margin	23 runs, June 4, 1911 vs. Cin (3-26)
Most consecutive Opening Day wins	10 (1887-1896)*

INDIVIDUAL BATTING

CAREER

Most games	3076, Hank Aaron
Most consecutive games	740, Dale Murphy (Sept. 26, 1981—July 9, 1986)
Most at-bats	11,628, Hank Aaron
Most runs	2,107, Hank Aaron
Most hits	3,600, Hank Aaron
Most total bases	6,591, Hank Aaron**
Most doubles	600, Hank Aaron
Most triples	103, Walter Maraville
Most home runs	733, Hank Aaron*
Most home runs, with bases filled	16, Hank Aaron**
Most pinch-hit home runs	7, Joe Adcock
Most home runs by pitcher	35, Warren Spahn
Most extra base hits	1,429, Hank Aaron*
Most runs batted in	2,202, Hank Aaron**
Most bases on balls	1,376, Eddie Mathews
Most strikeouts	1,497, Dale Murphy
Most stolen bases	240, Hank Aaron
Highest percentage	338, William Hamilton
Highest percentage since 1900	.317, Ralph Garr, Rico Carty
Highest slugging average	.567, Hank Aaron

SEASON

Most games	162, Felix Millan, 1969; Dale Murphy, 1982; Dale Murphy, 1983; Dale Murphy, 1984; Dale Murphy, 1985
Most at-bats	668, Ralph Garr, 1973
Most runs	160, Hugh Duffy, 1894
Most runs since 1900	131, Dale Murphy, 1983
Most hits	224, Tommy Holmes, 1945
Most hits in succession	10, John Hassett, June 9, 10 and 14, 1940
Most consecutive games batted safely	37, Tommy Holmes, 1945
Most total bases	400, Hank Aaron, 1959
Most singles	180, Ralph Garr, 1971
Most doubles	47, Tommy Holmes, 1945
Most triples	18, Ray Powell, 1921
Most home runs	47, Eddie Mathews, 1953; Hank Aaron, 1971

THE ALL-TIME FRANCHISE RECORDS



FRANCHISE RECORDS (continued)

Most home runs, left-handed batter	47, Eddie Mathews, 1953
Most home runs, right-handed batter	47, Hank Aaron, 1971
Most home runs, home	31, Hank Aaron, 1971
Most home runs, road	30, Eddie Mathews, 1953**
Most home runs, two consecutive games	5, Joe Adcock, July 30-31, 1954*
Most home runs, one month	15, Joe Adcock, July, 1956
Most home runs vs. one club	13, Joe Adcock, 1956 vs. Bkn.**
Most home runs, rookie	38, Wally Berger, 1930*
Most home runs, pitcher	6, Jim Tobin, 1942
Most home runs, with bases filled	4, Sid Gordon, 1950
Most extra base hits	92, Hank Aaron, 1959
Most runs batted in	145, Hugh Duffy, 1894
Most runs batted in since 1900	135, Eddie Mathews, 1953
Most consecutive games, RBIs	8, Eddie Mathews, 1954; Hank Aaron, 1955; Hank Aaron, 1957; Mike Lum, 1978; Bob Horner, 1979; Bob Horner, 1980
Most bases on balls	131, Bob Elliot, 1948
Most consecutive games, bases on balls	15, Darrell Evans, April 9-27, 1976
Most strikeouts	145, Dale Mrphy, 1978
Most stolen bases	57, Ralph Myers, 1913
Most caught stealing	22, Brett Butler, 1983
Most times grounded into double plays	28, Sid Gordon, 1951
Highest batting percentage	.438, Hugh Duffy, 1894*
Highest batting percentage since 1900	.387, Rogers Hrnsby, 1928
Highest slugging average	.690, Hugh Duffy, 1894
Highest slugging average since 1900	.669, Hank Aaron, 1971

GAME

Most hits	6, Felix Millan, July 6, 1970 vs S.F.
Most total bases	18, Joe Adcock, July 13, 1954 vs. Bkn.
Most doubles	4, held by many*
Most triples	3, held by many#
Most home runs	4, Joe Adcock, July 31, 1954 vs. Bkn.*; Bob Horner, July 6, 1986 vs. Montreal; Robert Lowe, May 30, 1894
Most home runs, with bases filled	2, Tony Cloninger, July 3, 1966 vs. S.F.*
Most home runs, pitcher	3, Jim Tobin, May 13, 1942 vs. Chi.
Most extra base hits	5, Joe Adcock, July 31, 1954 vs. Bkn. (4 Hrs, 1 2B)*
Most runs batted in	9, Tony Cloninger, July 3, 1966 vs. S.F.
Most bases on balls	5, Dale Murphy, April 22, 1983, vs. N.Y.; Murphy, May 23, 1987 vs. Chi.
Most intentional bases on balls	3, Denis Menke, May 23, 1964 vs. N.Y.; Rowland Office, April 20, 1975 vs. S.D.

INNING

Most doubles	2, held by many*
Most triples	2, John Freeman, July 25, 1900 vs. St., 1st*
Most home runs	2, Robert Lowe, May 30, 1894, 3rd; Dale Murphy, July 27, 1989, vs. SF, 6th
Most RBI	6, Dale Murphy, July 27, 1989, vs. SF, 6th

INDIVIDUAL FIELDING

SEASON

Highest fielding pct., catcher	.996, Del Crandall, 1956; Joe Torre, 1968
Highest fielding pct., first base	.997, Walter Holke, 1921; Joe Adcock, 1962; Chris Chambliss, 1981; 1.000 Bob Horner, 1985 (87 games)
Highest fielding pct., second base	.991, Glenn Hubbard, 1981
Highest fielding pct., third base	.981, Clete Boyer, 1968



THE ALL-TIME FRANCHISE RECORDS

FRANCHISE RECORDS (continued)

Highest fielding pct., shortstop983, Eddie Miller, 1942
Highest fielding pct., left field996, Sid Gordon, 1952
Highest fielding pct., centerfield996, Johnny Cooney, 1941; Dion James, 1987
Highest fielding pct., right field	1.000, Willard Marshall, 1951

GAME

Most errors	5, David Brian, 3B, June 11, 1906 vs. St. L.#
-------------------	---

INNING

Most errors	4, Bobby Lowe, 2B, May 7, 1900 vs. N.Y.
-------------------	---

INDIVIDUAL PITCHING

CAREER

Most seasons	20, Warren Spahn**
Most games	714, Warren Spahn
Most games started	635, Warren Spahn
Most complete games	374, Warren Spahn
Most shutouts	63, Warren Spahn**
Most victories	356, Warren Spahn
Most victories, left-hander	356, Warren Spahn
Most victories, right-hander	268, Phil Niekro
Most innings pitched	5048, Warren Spahn
Most strikeouts	2912, Phil Niekro
Most wild pitches, lifetime	199, Phil Niekro*
Most seasons, leading league, runs allowed	3, Phil Niekro*
Most consecutive seasons, leading league, runs allowed	3, Phil Niekro*
Most saves	131, Gene Garber

SEASON

Most games	77, Rick Camp, 1980
Most games started	72, John Clarkson, 1889
Most games started since 1900	46, Victor Willis, 1902
Most complete games	68, John Clarkson, 1889
Most complete games since 1900	45, Victor Willis, 1902
Most games finished	68, John Clarkson, 1889
Most games finished since 1900	56, Gene Garber, 1982
Most shutouts won	12, Tommy Bond, 1879
Most shutouts won since 1900	7, Charles Pittinger, 1902 Irv Young, 1905 Warren Spahn, 1947; Warren Spahn, 1951; Warren Spahn, 1963
Most shutouts won from one club	4, Vic Willis, 1901, Chi.
Most shutouts lost	9, Irving Young, 1906
Most victories	49, John Clarkson, 1889
Most victories won since 1900	27, Vic Willis, 1902; Charles Pittinger, 1902; Dick Rudolph, 1914
Most consecutive victories	12, Dick Rudolph, 1914
Most victories, right-hander	49, John Clarkson, 1889
Most victories, left-hander	23, Warren Spahn, 1953; 1963
Most defeats	29, Tommy Bond, 1880; Vic Willis, 1905
Most defeats, relief pitcher	16, Gene Garber, 1979*
Most consecutive defeats	18, Clifton Curtis, 1910**
Most innings pitched	620, John Clarkson, 1889
Most innings pitched since 1900	411, Vic Willis, 1902
Fewest earned runs allowed (min. 180 I.P.)	43, Phil Niekro, 1967
Lowest earned run average	1.87, Phil Niekro, 1967
Most home runs allowed, one club	13, Warren Spahn, 1958, Chi.
Most home runs allowed	41, Phil Niekro, 1979
Most home runs allowed, with bases filled	3, Don Nottebart, 1961**
Most bases on balls allowed	164, Phil Niekro, 1977

THE ALL-TIME FRANCHISE RECORDS



ALL-TIME FRANCHISE RECORDS (continued)

Most hit batsmen	16, Frank Pfefer, 1906
Most strikeouts	262, Phil Niekro, 1977
Most wild pitches	27, Tony Cloninger, 1966
Most balks	8, Bob Shaw, 1963*
Most saves	30, Gene Garber, 1982

GAME

Most innings pitched	26, Joe Oeschger, May 1, 1920 vs. Bkn.*
Most consecutive scoreless innings ...	21, Joe Oeschger, May 1, 1920 vs. Bkn.*
Most strikeouts	15, Warren Spahn, Sept. 16, 1960 vs. Pha.
Most strikeouts, ex. inn. game 18, Warren Spahn, June 14, 1952 vs. Chi., 15 inn.**	
Most consecutive strikeouts	8, Max Surkont, May 25, 1953 vs. Cin.
Most balks	5, Bob Shaw, May 4, 1963 vs. Chi.*
Most wild pitches	6, Phil Niekro, Aug. 4, 1979 vs. Hou.†

INNING

Most balks	3, Bob Shaw, May 4, 1963 vs. Chi., 3rd*
Most hit batsmen	3, Ray Boggs, Sept. 17, 1928 vs. Chi., 9th*
Most wild pitches	4, Phil Niekro, Aug. 4, 1979 vs. Hou., 5th*

EXTRA-INNING GAMES

20 innings-	Philadelphia 5, Atlanta 4, May 4, 1973 at Philadelphia
19 innings-	New York 16, Atlanta 13, July 4, 1985 at Atlanta Atlanta 7, St. Louis 5, May 14, 1988 at St. Louis
18 innings-	Atlanta 3, Los Angeles 2, Sept. 6, 1984 at Los Angeles San Francisco 5, Atlanta 4, June 11, 1985 at Atlanta
17 innings-	Los Angeles 2, Atlanta 1, May 2, 1968 at Los Angeles Atlanta 2, New York 1, Aug. 5, 1971 at Atlanta Atlanta 4, Houston 3, September 28, 1988 at Atlanta
16 innings-	Cincinnati 3, Atlanta 2, July 28, 1989 at Atlanta Atlanta 6, Houston 5, Aug. 11, 1967 at Atlanta Atlanta 3, New York 1, May 17, 1968 at New York Chicago 7, Atlanta 6, May 23, 1987 at Chicago San Diego 5, Atlanta 4, August 8, 1988 at Atlanta
15 innings-	Los Angeles 3, Atlanta 2, June 20, 1967 at Los Angeles Cincinnati 7, Atlanta 6, May 17, 1970, 2nd game at Cincinnati Atlanta 5, St. Louis 4, July 11, 1972 at St. Louis Atlanta 8, San Diego 6, Aug. 2, 1975 at San Diego Atlanta 5, Montreal 4, July 2, 1988 at Montreal
14 innings-	Chicago 4, Atlanta 2, Aug. 29, 1966 at Atlanta San Francisco 3, Atlanta 2, Aug. 26, 1967, 2nd game at San Francisco Pittsburgh 4, Atlanta 3, May 8, 1968 at Atlanta Atlanta 4, St. Louis 1, Aug 24, 1969 at St. Louis Montreal 4, Atlanta 3, May 20, 1971 at Atlanta Houston 3, Atlanta 2, Sept. 22, 1974 at Houston New York 7, Atlanta, 6, June 8, 1975 at New York Atlanta 5, Montreal 4, July 13, 1975 at Atlanta Chicago 7, Atlanta 5, Sept. 1, 1976 at Atlanta Philadelphia 3, Atlanta 2, Aug. 29, 1977 at Philadelphia Cincinnati 10, Atlanta 8, Oct. 1, 1978 at Cincinnati Atlanta 2, Cincinnati 0, June 27, 1982 at Cincinnati Pittsburgh 4, Atlanta 1, May 24, 1989 at Atlanta Houston 7, Atlanta 6, Sept. 20, 1989 at Atlanta



FRANCHISE YEARLY RECORDS

THE RECORD BOOK

Braves Yearly Record In The National League

Year	Pos	Won	Lost	Pct.	GB	HR	Bat. Avg.	Pit. ERA	Fld. Avg.	Manager	Attendance
Boston											
1876	4	39	31	.557	15	9	.266	2.51	.860	Harry Wright	
1877	1	42	18	.700	—	4	.296	2.15	.888	Harry Wright	
1878	1	41	18	.683	—	2	.241	2.32	.914	Harry Wright	
1879	2	54	30	.643	5	30	.274	2.19	.913	Harry Wright	
1880	6	40	44	.476	27	20	.253	3.08	.901	Harry Wright	
1881	6	38	45	.458	17½	5	.251	2.71	.908	Harry Wright	
1882	3	45	39	.536	10	15	.264	2.80	.910	John Morrill	
1883	1	63	35	.643	—	34	.276	2.55	.900	Jack Burdock 31-26 John Morrill 32-9	
1884	2	73	38	.658	10½	36	.254	2.47	.921	John Morrill	
1885	5	46	66	.411	41	22	.232	3.03	.901	John Morrill	
1886	5	56	61	.479	30½	24	.260	3.24	.906	John Morrill	
1887	5	61	60	.504	16½	54	.277	4.41	.905	John Morrill	
1888	4	70	64	.522	15½	56	.245	2.41	.916	John Morrill	
1889	2	83	45	.648	1	43	.270	3.36	.926	Jim Hart	
1890	5	76	57	.571	12	31	.258	2.93	.934	Frank Selee	
1891	1	87	51	.630	—	51	.255	2.76	.937	Frank Selee	
1892	1	102	48	.680	—	34	.250	2.86	.930	Frank Selee	
1893	1	86	43	.667	—	64	.290	4.43	.936	Frank Selee	
1894	3	83	49	.629	8	103	.331	5.41	.925	Frank Selee	
1895	4	71	60	.542	16½	54	.290	4.27	.934	Frank Selee	
1896	4	74	57	.565	17	36	.300	3.78	.933	Frank Selee	
1897	1	93	39	.705	—	45	.319	3.65	.950	Frank Selee	
1898	1	102	47	.685	—	53	.290	2.98	.949	Frank Selee	
1899	2	95	57	.625	8	41	.287	3.26	.951	Frank Selee	
1900	4	66	72	.478	17	50	.283	3.72	.952	Frank Selee	
1901	5	69	69	.500	20½	28	.249	2.90	.951	Frank Selee	146,502
1902	3	73	64	.533	29	15	.249	2.61	.958	Al Buckenberger	116,960
1903	6	58	80	.420	32	26	.245	3.34	.937	Al Buckenberger	143,155
1904	7	55	98	.359	51	24	.237	3.43	.946	Al Buckenberger	140,694
1905	7	51	103	.331	54½	17	.234	3.52	.950	Fred Tenney	150,003
1906	8	49	102	.325	66½	16	.226	3.18	.947	Fred Tenney	143,280
1907	7	58	90	.392	47	22	.243	3.33	.960	Fred Tenney	203,221
1908	6	63	91	.409	36	17	.239	2.79	.961	Joe Kelly	253,750
1909	8	45	108	.295	65½	15	.223	3.20	.946	Frank Bowerman 23-55 Harry Smith 22-53	195,188
1910	8	53	100	.346	50½	31	.246	3.22	.954	Fred Lake	149,027
1911	8	44	107	.291	54	37	.267	5.08	.946	Fred Tenney	116,000
1912	8	52	101	.340	52	35	.271	4.17	.953	Johnny King	121,000
1913	5	69	82	.457	31½	32	.256	2.09	.957	George Stallings	208,000
1914†	1	94	59	.614	—	35	.251	2.74	.963	George Stallings	382,913
1915	2	83	69	.546	7	17	.240	2.57	.966	George Stallings	376,283
1916	3	89	63	.586	4	22	.233	2.19	.967	George Stallings	313,495
1917	6	72	81	.471	25½	22	.246	2.77	.965	George Stallings	174,253
1918	7	53	71	.427	28½	13	.244	2.91	.965	George Stallings	84,938
1919	6	57	82	.410	38½	24	.253	3.17	.966	George Stallings	167,401
1920	7	62	90	.408	30	23	.260	3.54	.963	George Stallings	162,483
1921	4	79	74	.516	15	61	.290	3.90	.968	Fred Mitchell	318,627
1922	8	53	100	.346	39½	32	.263	4.37	.965	Fred Mitchell	167,965
1923	7	54	100	.351	41½	32	.273	4.44	.964	Fred Mitchell	227,802
1924	8	53	100	.346	40	25	.256	4.46	.973	Dave Bancroft	117,478
1925	5	70	83	.458	25	41	.292	4.39	.964	Dave Bancroft	313,528
1926	7	66	86	.434	22	16	.277	4.03	.966	Dave Bancroft	303,598
1927	7	60	94	.390	34	37	.279	4.22	.963	Dave Bancroft	288,685
1928	7	50	103	.327	44½	52	.275	4.83	.968	Jack Slattery 11-20 Rogers Hornsby 39-83	227,001
1929	8	56	98	.364	43	32	.280	5.12	.966	Judge Emil Fuchs	372,351
1930	6	70	84	.455	22	66	.281	4.91	.970	Bill McKechnie	464,835
1931	7	64	90	.416	37	34	.258	3.90	.972	Bill McKechnie	515,005
1932	5	77	77	.500	13	63	.265	3.53	.975	Bill McKechnie	507,606
1933	4	83	71	.539	9	54	.252	2.96	.977	Bill McKechnie	517,803
1934	4	78	73	.517	16	83	.272	4.11	.972	Bill McKechnie	303,205
1935	8	38	115	.248	61½	75	.263	4.93	.966	Bill McKechnie	232,754
1936	6	71	83	.461	21	68	.265	3.94	.970	Bill McKechnie	340,585
1937	5	79	73	.520	16	63	.247	3.22	.974	Bill McKechnie	385,339
1938	5	77	75	.507	12	54	.250	3.40	.971	Casey Stengel	341,149
1939	7	63	88	.417	32½	56	.264	3.71	.970	Casey Stengel	285,994
1940	7	65	87	.428	34½	59	.256	4.36	.969	Casey Stengel	241,616
1941	7	62	92	.403	38	48	.251	3.95	.969	Casey Stengel	263,680
1942	7	59	89	.399	44	68	.240	3.76	.976	Casey Stengel	285,332
1943	6	68	85	.444	36½	39	.233	3.25	.972	Casey Stengel	271,289

FRANCHISE YEARLY RECORDS



YEARLY RECORD IN THE NATIONAL LEAGUE (continued)

Year	Pos	Won	Lost	Pct.	GB	HR	Bat. Avg.	Pit. ERA	Fld. Avg.	Manager	Attendance
1944	6	65	89	.422	40	79	.246	3.67	.970	Bob Coleman	208,691
1945	6	67	85	.441	30	101	.267	4.04	.968	Bob Coleman 42-49 Del Bissonette 25-36	374,178
1946	4	81	72	.529	15½	44	.264	3.37	.971	Billy Southworth	969,673
1947	3	86	68	.558	8	85	.275	3.62	.974	Billy Southworth	1,277,361
1948	1	91	62	.595	—	95	.275	3.38	.976	Billy Southworth	1,455,439
1949	4	75	79	.487	22	103	.248	3.99	.975	Billy Southworth	1,081,795
1950	4	83	71	.539	8	148	.263	4.14	.969	Billy Southworth	944,391
1951	4	76	78	.494	20½	130	.262	3.75	.975	Billy Southworth 28-31 Tommy Holmes 48-47	487,475
1952	7	64	89	.418	32	110	.233	3.78	.974	Tommy Holmes 13-22 Charlie Grimm 51-67	281,278
Milwaukee											
1953	2	92	62	.597	13	156	.266	3.30	.976	Charlie Grimm	1,826,397
1954	3	89	65	.578	8	139	.265	3.19	.980	Charlie Grimm	2,131,388
1955	2	85	69	.552	13½	182	.261	3.85	.975	Charlie Grimm	2,005,836
1956	2	92	62	.597	1	177	.259	3.11	.978	Charlie Grimm 24-22 Fred Haney 68-40	2,046,331
1957†	1	95	59	.617	—	199	.269	3.47	.980	Fred Haney	2,215,404
1958	1	92	62	.597	—	167	.266	3.21	.980	Fred Haney	1,971,101
1959	2	86	70	.551	2	177	.265	3.51	.979	Fred Haney	1,749,112
1960	2	88	66	.571	7	170	.265	3.76	.976	Chuck Dressen	1,497,799
1961	4	83	71	.539	10	188	.258	3.89	.981	Chuck Dressen 71-58 Birdie Tebbetts 12-13	1,101,441
1962	5	86	76	.531	15½	181	.252	3.68	.980	Birdie Tebbetts	766,921
1963	6	84	78	.519	15	139	.244	3.26	.979	Bobby Bragan	773,018
1964	5	88	74	.543	5	159	.272	4.12	.976	Bobby Bragan	910,911
1965	5	86	76	.531	11	196	.256	3.52	.977	Bobby Bragan	555,584
Atlanta											
1966	5	85	77	.525	10	207	.263	3.68	.976	Bobby Bragan 52-59 Billy Hitchcock 33-18	1,539,801
1967	7	77	85	.475	24½	158	.240	3.47	.978	Billy Hitchcock 77-82 Ken Silvestri 0-3	1,389,222
1968	5	81	81	.500	16	80	.252	2.92	.980	Luman Harris	1,126,540
@	-----										
1969	1W	93	69	.574	—	141	.258	3.53	.981	Luman Harris	1,458,320
1970	5	76	86	.469	26	160	.270	4.33	.977	Luman Harris	1,078,848
1971	3	82	80	.506	8	153	.257	3.75	.977	Luman Harris	1,006,320
1972	4	70	84	.455	25	144	.258	4.27	.974	Luman Harris 47-57 Eddie Mathews 23-27	752,973
1973	5	76	85	.472	22½	206	.266	4.25	.974	Eddie Mathews	800,655
1974	3	88	74	.543	14	120	.249	3.05	.979	Eddie Mathews 50-49 *Clyde King 38-25	981,085
1975	5	67	94	.416	40½	107	.244	3.91	.972	Clyde King 58-76 Connie Ryan 9-18	534,672
1976	6	70	92	.432	32	82	.245	3.86	.973	Dave Bristol	818,179
1977	6	61	101	.371	37	139	.254	4.85	.972	Dave Bristol 61-100 Ted Turner 0-1	872,464
1978	6	69	93	.426	26	123	.244	4.08	.975	Bob Cox	904,494
1979	6	66	94	.413	23½	126	.256	4.18	.970	Bob Cox	769,465
1980	4	81	80	.503	11	144	.250	3.77	.975	Bob Cox	1,048,411
1981	4	25	29	.462	9½	SPLIT SEASON—PLAYER STRIKE					
	5	25	27	.481	7½	64	.243	3.45	.976	*Bob Cox	535,418
1982	1W	89	73	.549	—	146	.256	3.82	.979	Joe Torre	1,801,985
1983	2	88	74	.543	3	130	.272	3.67	.978	Joe Torre	2,119,935
1984	2‡	80	82	.494	12	111	.247	3.57	.978	Joe Torre	1,724,892
1985	5	66	96	.407	29	126	.246	4.19	.976	Eddie Haas 50-71 Bobby Wine 16-25	1,350,137
1986	6	72	89	.447	23½	138	.250	3.97	.978	Chuck Tanner	1,387,181
1987	5	69	92	.426	20½	152	.258	4.63	.982	Chuck Tanner	1,217,402
1988	6	54	106	.338	39½	96	.242	4.09	.975	Chuck Tanner 12-27 Russ Nixon 42-79	848,089
1989	6	63	97	.394	28	128	.234	3.70	.976	Russ Nixon	984,930

* Also tied one game

† World Champions

‡ Tied for second place in division

@ Start of Divisional Play

W Western Division



FRANCHISE CHAMPIONSHIP YEARS

THE TWELVE PENNANT WINNING CLUBS

Year	Record	Manager	Year	Record	Manager
1877	42-18	Harry Wright	1897	93-39	Frank Selee
1878	41-19	Harry Wright	1898	102-47	Frank Selee
1883	63-35	Jack Burdock John Morrill	1914	94-59	George Stallings
1891	87-51	Frank Selee	1948	91-62	Billy Southworth
1892	102-48	Frank Selee	1957	95-59	Fred Haney
1893	86-43	Frank Selee	1958	92-62	Fred Haney

THE BRAVES IN THE WORLD SERIES

1914 — Boston 4 games, Philadelphia 0

Manager George Stallings' 'Miracle Braves,' who climbed out of the cellar in July to win the pennant, swept Connie Mack's great Philadelphia Athletics in four games. The Braves were built around the pitching trio of Dick Rudolph, Bill James and George Tyler and the second base combination of Johnny Evers and Rabbit Maranville. Catcher Hank Gowdy, who batted .243 for the season, had a .545 average for the Series, with a homer, triple, three doubles and a single.

1948 — Cleveland 4 games, Boston 2

The Braves under Billy Southworth won their first National League pennant in 34 years, but lost the Series to Lou Boudreau and the Indians. Gene Bearden, Navy veteran of World War II, was Cleveland's pitching hero. Bob Feller allowed Boston only two hits in the opening game but lost it to Johnny Sain, 1-0. Boston's only other victory was in the fifth game, 11-5, as Bob Elliott smashed successive homers off Feller.

1957 — Milwaukee 4 games, New York 3

Sensational Lou Burdette had three victories and pitched 24 consecutive scoreless innings to defeat a New York team that was making its eighth Series appearance in nine years under the leadership of Casey Stengel. Warren Spahn was the winning pitcher in Milwaukee's other victory. Eddie Mathews' tenth-inning homer won the fourth game after the famous Nippy Jones shoe polish incident. Burdette started the seventh and final game after Spahn was felled by the flu, and with only two days rest, pitched a 5-0 shutout.

1958 — New York 4 games, Milwaukee 3

The Yankees, gaining revenge for their defeat the previous, carried the Series to seven games and then won one of their greatest triumphs in Series play. They became only the second team in history to come from a three-games-to-one deficit and win the classic. Hank Bauer led the Yanks with ten hits and eight runs batted in, while pitcher Bob Turley won the fifth game, saved the sixth and won the seventh. Warren Spahn won two and Lou Burdette one for the Braves.

THE BRAVES IN THE CHAMPIONSHIP SERIES

1969 — New York 3 games, Atlanta 0

Atlanta became the first Western Division champion by winning 76.9 per cent of its games in September, finishing the year with a 93-69 record. New York then swept the three-game Championship Series from the Braves. The Mets scored five runs in the eighth inning to take the first game in Atlanta, 9-5. The following day, six Atlanta pitchers failed to stop the Mets as New York won, 11-6. Then, in the final game on Oct. 6 at Shea Stadium, Wayne Garrett's two-run homer in the fifth finished the Braves' hopes, with the final score, 7-4.

1982 — St. Louis 3 games, Atlanta 0

First year manager Joe Torre got the Braves off to a major league record 13 consecutive wins at the start of the season en route to the club's first divisional title in 13 years. St. Louis swept the Braves in the Championship Series as Atlanta was outscored 17-5 in the three games. The Cardinals exploded for five runs in the sixth inning to take the first game at St. Louis, 7-0. In game two the Cardinals scored single runs in the eighth and ninth innings to gain the win. The Braves returned to Atlanta for game three but could fare no better as St. Louis quickly scored four runs in the second inning in a 6-2 win.

BRAVES HISTORICAL HIGHLIGHTS



- 1901** — In the first year of so-called "modern" baseball, meaning the American League made its official major league entry, the Boston team finished fifth. They were led by Kid Nichols, who won 20 games as a pitcher and also played the outfield and first base.
- 1902** — Vic Willis and Togie Pittinger each won 27 games, but the club finished third.
- 1912** — The team acquires the nickname "Braves" for the first time at the suggestion of John Montgomery Ward. Before that, the team had been known as the Doves because of its owners, the Dovey brothers. It was also known as the Beaneaters and the Red Caps.
- 1914** — The Braves completed their miracle finish by coming from last on July 18 to win the N.L. pennant. They won 34 of 44 games in their drive to the top and finished an astonishing 10½ games in front of the second place Giants. The Braves then swept four from heavily favored Philadelphia to win the World Series.
- 1928** — Rogers Hornsby, playing for his third team in three years, hit .387 for the Braves and easily won the N.L. batting title.
- 1935** — Babe Ruth finished his career in a Braves uniform. Ruth homered in his first N.L. at-bat, off Carl Hubbell, but batted only .181 and, after seven more homers for a career total of 714, removed himself from the lineup in June and officially retired as a player.
- 1936** — The Braves name was changed to the Bees as a result of a fan poll. Five years later the club readopted the nickname of the Braves.
- 1938** — Casey Stengel managed his first of six Braves teams.
- 1947** — Johnny Sain and Warren Spahn each won 21 games for the third-place Braves. The team exceeded one million in attendance (1,277,361) for the first time.
- 1948** — This is the year that produced the phrase "Spahn and Sain and two days of rain" as Warren Spahn and Johnny Sain combined for 39 wins. Sain had a league high 24 as the Braves won the pennant but lost to Cleveland in the World Series. Al Dark batted .322 to lead the Braves in the regular season.
- 1952** — Eddie Mathews became the first rookie in major league history to hit 3 home runs in a game, accomplishing it on September 27.
- 1953** — The Braves played their first season in Milwaukee, attracting a National League-record 1,826,297 fans, and finished second. Eddie Mathews won the home run title with 47, and Warren Spahn led the league in pitching victories with 23.
- 1954** — Bobby Thomson suffered a broken ankle in spring training and forced the Braves to try a young infielder by the name of Hank Aaron in the outfield. Aaron batted .280 with 13 homers as the Braves finished third.
- 1956** — Hank Aaron won the batting title with a .328 average, but the Braves lost the pennant to the Dodgers on the final day of the season.
- 1957** — The Braves won the pennant and World Series. Hank Aaron was the league MVP, leading the N.L. in homers and RBIs, but it was late-season call-ups Wes Covington and Bob "Hurricane" Hazle who sparked the Braves to the flag. Replacing injured players, Covington hit 21 homers and Hazle batted .403 down the stretch. Aaron batted .393 and Lew Burdette won three games as the Braves beat the Yankees in the Series. Spahn won The Cy Young Award.
- 1958** — In the year the Dodgers and Giants went West, the pennant stayed in Milwaukee. Mathews and Aaron combined for 61 homers, Spahn and Burdette for 42 pitching victories to lead the way. However, the Yankees won the World Series four games to three.
- 1959** — It required a post-season playoff for Los Angeles to supplant the Braves as N.L. champs. Mathews led the league in homers with 46, Aaron in hitting with a .355 average. Burdette and Spahn won 21 games each. This also was the year Pittsburgh's Harvey Haddix pitched 12 perfect innings against the Braves only to lose the game on a homer by Joe Adcock in the 13th.
- 1960** — Aaron led the league in RBIs (126), Spahn in victories (21) but the Braves finished second to Pittsburgh.
- 1961** — Spahn again led the league in wins with 21, but the Braves fell to fourth.
- 1963** — Aaron just missed the triple crown, leading the league in homers with 44 and RBIs with 130. Tommy Davis of the Dodgers won the batting title with a .326 average to Aaron's .319.



BRAVES HISTORICAL HIGHLIGHTS

- 1964** — The Braves finished fifth in spite of having five players hit 20 homers or more: Aaron (24), Mathews (23), Rico Carty (22), Denis Menke (20) and Joe Torre (20).
- 1965** — The Braves' move to Atlanta was halted by a court restraining order, forcing a lame duck season in Milwaukee. Again, the Braves showed power with 196 homers, including 32 each by Aaron and Mathews, but the team finished fifth..
- 1966** — The Braves and Pirates debuted major league baseball's first season in Atlanta on April 12, with Pittsburgh winning, 3-2 in 13 innings. Atlanta was fifth in its initial season, but Aaron hit 44 homers and had 127 RBIs to lead the league in those departments.
- 1967** — Aaron hit 39 homers to again lead the league, but the Braves fell to seventh in league standings.
- 1968** — In The Year of the Pitcher, Aaron still managed 29 homers, and the Braves climbed to fifth.
- 1969** — The Braves marked the first year of division play by winning the West. Phil Niekro won 23 games, while Aaron slugged 44 homers and knocked in 97 runs. However, the Braves lost to the Miracle Mets in the playoffs, three games to none.
- 1970** — Rico Carty won the batting title with a .366 average, and Hank Aaron, in addition to collecting 38 homers, realized a milestone by getting his 3,000th career hit. But the Braves dropped to fifth in the N.L. West.
- 1971** — Aaron hit his 600th career homer, this one in Atlanta-Fulton County Stadium off the Giants' Gaylord Perry.
- 1972** — Manager Luman Harris was replaced during the season by all-time Braves third baseman Eddie Mathews. The team finished fourth... also the Braves hosted the All-Star Game.
- 1973** — The Braves produced three hitters who belted 40 or more homers, Dave Johnson (43), Darrell Evans (41) and Hank Aaron(40). Aaron climbed to within one homer of tying Babe Ruth for the all-time career record of 714, while Johnson's total set a major league record for second basemen. Phil Niekro no-hit the Padres, winning 9-0. Lack of pitching plummeted the Braves to fifth in the standings.
- 1974** — Hank Aaron tied Babe Ruth the first time he swung the bat, connecting on April 4, 1974 off Cincinnati's Jack Billingham. Four days later he broke the record with No. 715 against Dodgers' lefty Al Downing. Ralph Garr led the league in hitting with a .353 average, and Buzz Capra was the ERA leader with his 2.28 mark.
- 1975** — The season was comparatively uneventful, but in January of the off-season it became official that television magnate Ted Turner purchased the club.
- 1976** — The Braves shook the baseball world by signing pitcher Andy Messersmith, who during the off-season won his free agency in court.
- 1977** — Ted Turner decided to become team manager during a 17-game losing streak. He lost to Pittsburgh, 2-1, at the Pirates' Three Rivers Stadium. Turner's tenure in the dugout lasted only one game as Commissioner Kuhn banished him upstairs.
- 1978** — Larry McWilliams and Gene Garber stopped Pete Rose's hitting streak at 44 games. Bob Horner, the nation's No. 1 draft choice, signed with the Braves and made the jump from Arizona State campus to the majors.
- 1979** — Phil Niekro achieved his 200th career victory by beating the Pirates at Pittsburgh. Niekro won 21 games.
- 1980** — Manager Bobby Cox moved Dale Murphy to the outfield, and Murphy responded with 33 homers, 89 RBIs.
- 1981** — A players' strike spoiled the season, costing the major leagues a total of 713 games. Former Braves star Hank Aaron was elected to the Hall of Fame.
- 1982** — Dale Murphy, winning the first of two consecutive MVP awards, paced the Braves to a West Division title by hitting 36 homers and knocking in 109 runs. The Braves set a major league record by winning their first 13 games of the year. However, they lost to the Cardinals in the League Championship Series.
- 1983** — Murphy won the MVP Award again, but the Braves finished second three games back. They attracted an Atlanta-record 2,119,935 fans.
- 1984** — Murphy hit 36 homers for the third straight year to tie Mike Schmidt for the league lead.

BRAVES HISTORICAL HIGHLIGHTS



- 1985** — Rick Mahler reeled off consecutive victories in his first seven starts and Dale Murphy enjoyed another banner season with 37 homers, but the Braves finished fifth in the N.L. West.
- 1986** — Entering the game on July 4th, the Braves stood just 1½ games out of first place, but both the offense and the pitching struggled the rest of the season and the team finished in last place in Chuck Tanner's first year at the helm ... Dale Murphy's consecutive-game streak came to an end July 9th at 740 games.
- 1987** — Though the team finished with a 69-92 record, the Braves posted their best offensive numbers in 14 seasons, paced by Dale Murphy's .295 average, 105 RBIs, and career-high 44 homers ... Dion James' .312 batting average was fifth best in the National League, and Gerald Perry set an Atlanta record with 42 stolen bases ... Ken Griffey led the Majors in pinch-hitting with a .611 mark (11-18) ... Albert Hall hit for the cycle on September 23rd, the first Brave to do so since William Collins in 1910 ... The defense set an all-time Atlanta record with a .982 fielding percentage ... Zane Smith led the pitching staff with 15 wins, the most by a Braves' lefty since Wade Blasingame won 16 in 1965.
- 1988** — Russ Nixon took over as manager of the Braves May 23rd as the club struggled to a 12-27 record under Chuck Tanner ... First baseman Gerald Perry finished with a .300 batting average (5th in N.L.) and a team-high 29 stolen bases ... Ron Gant finished 4th in voting for N.L. Rookie of the Year, leading all newcomers with 19 homers and 60 RBIs ... Dale Murphy led the club for the 7th straight year in home runs with 24 and knocked in a team-high 77 runs ... Rookie right-hander Pete Smith led an improved pitching staff in the second half, compiling a 2.27 ERA in 14 starts after the All-Star break ... 32-year-old rookie Jose Alvarez proved to be the Braves' most durable pitcher, appearing in 60 games in relief with a 2.99 ERA.
- 1989** — The Braves started the season at 17-17 through May 11, but injuries to Tommy Gregg, Lonnie Smith and Gerald Perry disrupted the offense and the team never fully recovered, finishing at 63- 97, a nine-game improvement over the previous season ... Smith shook off the effects of an ankle injury to hit .315 (third in the NL), with career highs in HRs (21) and RBI (79) ... He also stole 25 bases, scored 89 runs and led the NL with a .415 on- base percentage ... His performance earned him league Comeback-Player-of-the-Year honors ... Additional offense came from Oddibe McDowell, who batted .304 after coming to the Braves from Cleveland July 2, and Dale Murphy, who had 20 HRs and 84 RBI ... Left-hander Tom Glavine, 14-8, 3.68 ERA, didn't allow the Dodgers a run in 32.2 innings ... John Smoltz, 22, became the youngest All-Star pitcher in Braves history on the basis of an 11-6, 2.10 ERA first half ... He ended 12-11 with a 2.94 ERA and a .212 opponents' batting average against ... Mike Stanton was successful in seven of eight save opportunities after being called up from Richmond Aug. 24.

BRAVES WON-LOST vs. N.L. CLUBS — ALL-TIME

WESTERN DIVISION			EASTERN DIVISION		
Team	Won-Lost	Pct.	Team	Won-Lost	Pct.
Cincinnati	849-989	.462	Chicago	757-960	.441
Houston	258-236	.522	Montreal	113-134	.457
Brooklyn-Los Angeles	817-1016	.446	New York	194-178	.522
San Diego	198-176	.529	Philadelphia	882-832	.515
NY-San Francisco	813-1016	.445	Pittsburgh	764-945	.446
			St. Louis	772-942	.452



REGULARS BY POSITION

CENTER FIELD			YEAR	NAME	HR-RBI-AVG
1901	Hamilton	3-38-.292			
1902	Lush	2-19-.223			
1903	Dexter	3-34-.223			
1904	Geier	1-27-.243			
1905	Cannell	0-36-.247			
1906	Bates	6-54-.252			
1907	Beaumont	4-62-.322			
1908	Beaumont	2-52-.267			
1909	Beaumont	0-60-.263			
1910	Beck	10-64-.275			
1911	Donlin	2-34-.315			
1912	Campbell	3-48-.296			
1913	Mann	3-51-.253			
1914	Mann	4-40-.247			
1915	Magee	2-87-.280			
1916	Snodgrass	1-32-.249			
1917	Powell	4-30-.270			
1918	Powell	0-20-.213			
1919	Riggert	4-17-.283			
1920	Powell	6-29-.225			
1921	Powell	12-74-.306			
1922	Powell	6-37-.296			
1923	Powell	4-38-.302			
1924	Wilson	1-15-.237			
1925	Felix	2-66-.307			
1926	Smith	3-57-.278			
1927	Welsh	9-54-.288			
1928	Smith	1-32-.280			
1929	Clark	1-30-.315			
1930	Welsh	3-36-.275			
1931	Berger	19-84-.323			
1932	Berger	17-74-.307			
1933	Berger	27-106-.313			
1934	Berger	34-121-.298			
1935	Berger	34-130-.295			
1936	Berger	25-91-.288			
1937	Dimaggio	13-69-.256			
1938	Dimaggio	14-61-.228			
1939	Cooney	2-27-.274			
1940	Cooney	0-21-.318			
1941	Cooney	0-29-.319			
1942	Holmes	4-41-.278			
1943	Holmes	5-41-.270			
1944	Holmes	13-73-.309			
1945	Gillenwater	7-72-.288			
1946	Gillenwater	1-14-.228			
1947	Hopp	2-32-.288			
1948	McCormick	1-39-.303			
1949	Russell	8-54-.231			
1950	Jethroe	18-58-.273			
1951	Jethroe	18-65-.280			
1952	Jethroe	13-58-.232			
1953	Bruton	1-41-.250			
1954	Bruton	4-30-.284			
1955	Bruton	7-47-.275			
1956	Bruton	8-56-.272			
1957	Bruton	5-30-.278			
1958	Bruton	3-28-.280			
1959	Bruton	6-41-.289			
1960	Bruton	12-54-.286			
1961	Aaron	34-120-.327			
1962	Aaron	45-128-.323			
1963	Jones	3-22-.219			
1964	Maye	10-74-.304			
1965	Jones	31-75-.262			
1966	Jones	23-66-.264			
1967	Jones	17-50-.253			
1968	Alou	11-57-.317			
1969	Alou	5-32-.282			
1970	Gonzales	7-55-.265			
1971	Jackson	2-25-.258			
1972	Baker	17-76-.321			
1973	Baker	21-99-.288			
1974	Office	3-31-.246			
1975	Office	3-30-.290			
1976	Office	4-34-.281			
1977	Office	5-39-.241			
1978	Office	9-40-.250			
1979	Bonnell	12-45-.259			
1980	Murphy	23-89-.287			
1981	Murphy	13-50-.241			
1982	Murphy	36-109-.281			
1983	Murphy	36-121-.302			
1984	Murphy	36-100-.290			
1985	Murphy	37-111-.300			
1986	Murphy	29-83-.265			
1987	James	10-61-.312			
1988	Blocker	2-10-.212			
1989	McDowell	7-24-.304			

RIGHT FIELD			YEAR	NAME	HR-RBI-AVG
1901	Slagle	0-7-.271			
1902	Carney	2-65-.257			
1903	Carney	2-65-.270			
1904	Cannell	0-18-.234			
1905	Dolan	3-48-.275			
1906	Dolan	0-39-.248			
1907	Bates	2-49-.260			
1908	Browne	1-34-.228			
1909	Becker	6-24-.246			
1910	Miller	3-55-.286			
1911	Miller	7-91-.333			
1912	Titus	2-48-.325			
1913	Titus	5-38-.297			
1914	Gilbert	5-25-.268			
1915	Moran	0-21-.200			
1916	Wilhoit	2-38-.230			
1917	Rehg	1-31-.270			
1918	Wickland	4-32-.262			
1919	Powell	2-33-.236			
1920	Cruise	1-21-.278			
1921	Southworth	7-79-.308			
1922	Cruise	4-46-.278			
1923	Southworth	6-78-.319			
1924	Stengel	5-39-.280			
1925	Welsh	7-63-.312			
1926	Welsh	2-66-.296			
1927	Richbourg	2-34-.309			
1928	Richbourg	2-52-.337			
1929	Richbourg	3-56-.305			
1930	Richbourg	3-54-.304			
1931	Schulmerich	2-43-.309			
1932	Schulmerich	11-57-.260			
1933	Moore	8-70-.302			
1934	Thompson	0-37-.265			
1935	Moore	4-42-.275			
1936	Moore	13-67-.290			
1937	Moore	16-70-.283			
1938	Cooney	0-17-.271			
1939	Earms	2-37-.298			
1940	West	7-72-.261			
1941	Moore	5-43-.272			
1942	Waner	1-39-.258			
1943	Workman	10-67-.249			
1944	Workman	11-53-.208			
1945	Holmes	28-117-.352			
1946	Holmes	6-79-.310			
1947	Holmes	9-53-.309			
1948	Holmes	6-61-.325			
1949	Holmes	8-59-.266			
1950	Holmes	9-51-.298			
1951	Marshall	11-62-.281			
1952	Thorpe	3-26-.260			
1953	Pafko	17-72-.297			
1954	Pafko	14-69-.286			
1955	Aaron	27-106-.314			
1956	Aaron	26-92-.328			
1957	Aaron	44-132-.322			
1958	Aaron	30-95-.326			
1959	Aaron	39-123-.355			
1960	Aaron	40-126-.292			
1961	Maye	14-41-.271			
1962	Jones	10-36-.255			
1963	Aaron	44-130-.319			
1964	Aaron	24-95-.328			
1965	Aaron	32-89-.318			
1966	Aaron	44-127-.279			
1967	Aaron	39-109-.307			
1968	Aaron	29-86-.287			
1969	Aaron	44-97-.300			
1970	Aaron	38-118-.298			
1971	Lum	13-55-.269			
1972	Lum	9-38-.228			
1973	Aaron	40-96-.301			
1974	Baker	20-69-.256			
1975	Baker	19-72-.261			
1976	Henderson	13-61-.262			
1977	Matthews	17-64-.283			
1978	Matthews	18-62-.285			
1979	Burroughs	11-47-.224			
1980	Burroughs	13-51-.278			
1981	Washington	5-37-.291			
1982	Washington	16-80-.266			
1983	Washington	9-44-.278			
1984	Washington	17-61-.286			
1985	Washington	15-43-.276			
1986	Moreno	4-27-.234			
1987	Muphy	44-105-.295			
1988	Murphy	24-77-.226			
1989	Murphy	20-84-.228			

REGULARS BY POSITION



SHORTSHOP								
YEAR	NAME	HR-RBI-AVG						
1901	Long	3-68-.238	1929	Maranville	0-55-.284	1960	Logan	7-42-.245
1902	Long	2-44-.227	1930	Maranville	2-43-.281	1961	McMillan	7-48-.220
1903	Aubrey	0-27-.212	1931	Maranville	0-23-.260	1962	McMillan	12-41-.246
1904	Abbatichio	3-54-.256	1932	Urbanski	8-46-.272	1963	McMillan	4-29-.250
1905	Abbatichio	3-41-.279	1933	Urbanski	0-35-.251	1964	Menke	20-65-.283
1906	Bridwell	0-22-.227	1934	Urbanski	7-53-.293	1965	Woodward	0-11-.208
1907	Bridwell	0-26-.218	1935	Urbanski	4-30-.230	1966	Menke	15-60-.251
1908	Dahlen	3-48-.239	1936	Urbanski	0-26-.261	1967	Menke	7-39-.227
1909	Coffey	0-20-.187	1937	Warstler	3-36-.223	1968	Jackson	1-19-.226
1910	Sweeney	5-46-.267	1938	Warstler	0-40-.231	1969	Jackson	1-27-.239
1911	Herzog	5-41-.310	1939	Miller	4-31-.267	1970	Jackson	0-20-.259
1912	O'Rourke	0-16-.122	1940	Miller	14-79-.276	1971	Perez	4-32-.227
1913	Maranville	0-47-.257	1941	Miller	6-68-.239	1972	Perez	1-28-.228
1914	Maranville	4-78-.246	1942	Miller	6-47-.243	1973	Perez	8-57-.250
1915	Maranville	2-43-.244	1943	Wietelmann	0-39-.215	1974	Robinson	0-29-.230
1916	Maranville	4-38-.235	1944	Wietelmann	2-32-.240	1975	Blanks	3-38-.234
1917	Maranville	3-43-.260	1945	Culler	2-30-.262	1976	Chaney	1-50-.252
1918	Rawlings	0-21-.207	1946	Culler	0-33-.255	1977	Rockett	1-24-.254
1919	Maranville	5-43-.267	1947	Culler	0-19-.248	1978	Chaney	3-20-.224
1920	Maranville	1-43-.266	1948	Dark	3-48-.322	1979	Frias	1-44-.259
1921	Barbare	0-49-.302	1949	Dark	3-53-.276	1980	Gomez	0-24-.191
1922	Ford	2-60-.272	1950	Kerr	2-46-.227	1981	Ramirez	2-20-.218
1923	Smith	0-40-.251	1951	Kerr	1-18-.186	1982	Ramirez	10-52-.278
1924	Smith	2-38-.228	1952	Logan	4-42-.283	1983	Ramirez	7-58-.297
1925	Bancroft	2-49-.319	1953	Logan	11-73-.273	1984	Ramirez	2-48-.266
1926	Bancroft	1-44-.311	1954	Logan	8-66-.275	1985	Ramirez	5-58-.248
1927	Bancroft	1-31-.243	1955	Logan	13-83-.297	1986	Ramirez	8-33-.240
1928	Farrell	3-43-.215	1956	Logan	15-46-.281	1987	Thomas	5-39-.231
			1957	Logan	10-49-.273	1988	Thomas	13-68-.252
			1958	Logan	11-53-.226	1989	Thomas	13-57-.213
			1959	Logan	13-50-.291			

LEFT FIELD								
YEAR	NAME	HR-RBI-AVG						
1901	Cooley	0-27-.258	1929	Harper	10-68-.291	1960	Covington	10-35-.249
1902	Cooley	0-58-.296	1930	Berger	38-119-.310	1961	Thomas	25-67-.284
1903	Cooley	1-70-.289	1931	Worthington	4-44-.291	1962	Maye	10-41-.244
1904	Cooley	5-70-.272	1932	Worthington	8-61-.303	1963	Maye	11-34-.271
1905	Delahanty	5-55-.258	1933	Lee	1-2-.221	1964	Carty	22-88-.330
1906	Howard	1-54-.261	1934	Lee	8-79-.282	1965	Alou	23-78-.297
1907	Randall	0-15-.213	1935	Lee	0-39-.303	1966	Carty	15-76-.326
1908	Bates	1-29-.258	1936	Lee	3-64-.253	1967	Carty	15-64-.255
1909	Thomas	0-11-.263	1937	Garms	2-37-.259	1968	Lum	3-21-.224
1910	Collins	3-40-.241	1938	West	10-63-.234	1969	Gonzales	10-50-.294
1911	Kaiser	2-15-.203	1939	West	19-82-.285	1970	Carty	25-101-.366
1912	Jackson	4-48-.262	1940	Ross	17-89-.281	1971	Garr	9-44-.343
1913	Connolly	5-57-.281	1941	West	12-68-.277	1972	Garr	6-31-.278
1914	Connolly	9-65-.306	1942	Ross	5-19-.195	1973	Garr	11-55-.299
1915	Connolly	0-23-.298	1943	Nieman	7-46-.251	1974	Garr	11-54-.353
1916	Magee	3-54-.241	1944	Nieman	16-65-.265	1975	Garr	6-31-.278
1917	Kelly	3-36-.222	1945	Nieman	14-56-.247	1976	Wynn	17-66-.207
1918	Massey	0-18-.291	1946	Rowell	3-31-.280	1977	Burroughs	41-114-.271
1919	Cruise	8-55-.346	1947	Rowell	5-40-.276	1978	Burroughs	23-77-.301
1920	Mann	3-32-.276	1948	Heath	20-76-.319	1979	Matthews	27-90-.304
1921	Cruise	8-55-.346	1949	Rickert	6-49-.292	1980	Matthews	19-75-.278
1922	Nixon	2-22-.264	1950	Gordon	27-103-.304	1981	Linares	5-25-.265
1923	Felix	6-44-.273	1951	Gordon	29-109-.287	1982	Butler	0-7-.217
1924	Cunningham	1-40-.272	1952	Gordon	25-75-.289	1983	Butler	5-37-.281
1925	Neis	5-45-.285	1953	Gordon	19-75-.274	1984	Perry	7-47-.265
1926	Brown	2-84-.328	1954	Aaron	13-69-.280	1985	Harper	17-72-.264
1927	Brown	2-75-.306	1955	Thomson	12-56-.257	1986	Griffey	12-32-.308
1928	Brown	2-59-.268	1956	Thomson	20-74-.235	1987	Griffey	14-64-.286
			1957	Covington	21-65-.284	1988	James	3-30-.256
			1958	Covington	24-74-.330	1989	L. Smith	21-79-.315
			1959	Covington	7-45-.279			



REGULARS BY POSITION

CATCHER								
YEAR	NAME	HR-RBI-AVG						
1901	Kittredge	2-40-.252	1929	Spohrer	2-48-.272	1960	Crandall	19-77-.294
1902	Kittredge	2-30-.233	1930	Spohrer	2-37-.317	1961	Torre	10-42-.278
1903	Moran	7-54-.262	1931	Spohrer	0-27-.240	1962	Crandall	8-45-.297
1904	Needham	4-19-.258	1932	Spohrer	0-33-.269	1963	Torre	14-71-.293
1905	Moran	2-22-.240	1933	Hogan	3-30-.253	1964	Torre	20-109-.321
1906	Needham	1-12-.189	1934	Spohrer	0-17-.223	1965	Torre	27-80-.281
1907	Needham	1-19-.196	1935	Spohrer	1-16-.242	1966	Torre	36-101-.315
1908	Bowerman	1-25-.228	1936	Lopez	8-50-.242	1967	Torre	20-68-.277
1909	Graham	0-17-.240	1937	Lopez	3-38-.204	1968	Torre	10-55-.271
1910	Graham	0-21-.282	1938	Mueller	4-35-.237	1969	Didier	0-32-.256
1911	Kling	2-24-.224	1939	Lopez	8-49-.252	1970	Tillman	11-30-.238
1912	Kling	2-30-.317	1940	Berres	0-14-.192	1971	Williams	33-87-.260
1913	Rariden	2-30-.286	1941	Berres	1-19-.201	1972	Williams	28-87-.258
1914	Gowdy	3-46-.243	1942	Lombardi	11-46-.330	1973	Oates	4-27-.248
1915	Gowdy	2-30-.247	1943	Masi	2-28-.273	1974	Oates	1-21-.223
1916	Gowdy	1-34-.252	1944	Masi	3-23-.275	1975	Correll	11-39-.215
1917	Tragesser	0-25-.222	1945	Masi	7-46-.272	1976	Correll	5-16-.225
1918	Wilson	0-19-.246	1946	Masi	3-62-.264	1977	Pocoroba	8-44-.290
1919	Gowdy	1-22-.279	1947	Masi	9-50-.304	1978	Pocoroba	6-34-.242
1920	O'Neill	0-28-.283	1948	Masi	5-44-.253	1979	Benedict	0-15-.225
1921	O'Neill	2-29-.249	1949	Salkeld	5-25-.255	1980	Benedict	2-34-.253
1922	O'Neill	0-26-.223	1950	Cooper	14-60-.329	1981	Benedict	5-35-.264
1923	O'Neill	0-20-.212	1951	Cooper	18-59-.313	1982	Benedict	3-44-.246
1924	O'Neill	0-22-.246	1952	Cooper	10-55-.235	1983	Benedict	2-43-.298
1925	Gibson	2-50-.278	1953	Crandall	15-51-.272	1984	Benedict	4-25-.223
1926	Taylor	0-42-.255	1954	Crandall	21-64-.242	1985	Cerone	3-25-.216
1927	Hogan	3-32-.208	1955	Crandall	26-62-.236	1986	Virgil	15-48-.223
1928	Taylor	2-30-.251	1956	Crandall	16-48-.238	1987	Virgil	27-72-.247
			1957	Crandall	15-46-.253	1988	Virgil	9-31-.256
			1958	Crandall	18-63-.272	1989	Davis	4-19-.169
			1959	Crandall	21-72-.257			

FIRST BASE								
YEAR	NAME	HR-RBI-AVG						
1901	Tenney	1-22-.278	1929	Sisler	2-79-.326	1960	Adcock	25-91-.298
1902	Tenney	2-30-.314	1930	Sisler	3-67-.309	1961	Adcock	35-108-.285
1903	Tenney	3-41-.313	1931	Sheeley	1-77-.273	1962	Adcock	29-78-.248
1904	Tenney	1-37-.270	1932	Shires	5-30-.238	1963	Oliver	11-47-.250
1905	Tenney	0-28-.288	1933	Jordan	4-46-.286	1964	Oliver	13-49-.276
1906	Tenney	1-28-.283	1934	Jordan	2-58-.311	1965	Oliver	21-58-.270
1907	Tenney	0-26-.273	1935	Jordan	5-35-.279	1966	Alou	31-74-.327
1908	McGann	2-55-.240	1936	Jordan	3-66-.323	1967	Alou	15-43-.274
1909	Stern	0-11-.208	1937	Fletcher	1-38-.247	1968	Johnson	8-33-.208
1910	Sharpe	0-29-.239	1938	Fletcher	6-49-.272	1969	Cepeda	22-88-.257
1911	Tenney	1-36-.263	1939	Hassett	2-60-.308	1970	Cepeda	34-111-.305
1912	Houser	8-52-.286	1940	Hassett	0-27-.234	1971	Aaron	47-118-.327
1913	Myers	2-50-.273	1941	Hassett	1-33-.296	1972	Aaron	34-77-.267
1914	Schmidt	1-71-.285	1942	West	16-56-.254	1973	Lum	16-82-.294
1915	Schmidt	2-60-.251	1943	McCarthy	2-33-.304	1974	Johnson	15-62-.251
1916	Konetchy	3-70-.260	1944	Etchison	8-33-.214	1975	Williams	11-50-.240
1917	Konetchy	2-54-.272	1945	Shupe	0-15-.269	1976	Montanez	9-64-.321
1918	Konetchy	2-56-.236	1946	Sanders	6-35-.243	1977	Montanez	20-68-.287
1919	Holke	0-48-.292	1947	Torgeson	16-78-.281	1978	Murphy	23-79-.226
1920	Holke	3-64-.294	1948	Torgeson	10-67-.253	1979	Murphy	21-57-.276
1921	Holke	3-63-.261	1949	Fletcher	11-51-.262	1980	Chambliss	18-72-.282
1922	Holke	0-46-.291	1950	Torgeson	23-87-.290	1981	Chambliss	8-51-.272
1923	McInnis	2-95-.315	1951	Torgeson	24-92-.263	1982	Chambliss	20-86-.270
1924	McInnis	1-59-.291	1952	Torgeson	5-34-.230	1983	Chambliss	20-78-.280
1925	Burrus	5-87-.340	1953	Adcock	18-80-.285	1984	Chambliss	9-44-.257
1926	Burrus	3-61-.270	1954	Adcock	23-87-.308	1985	Horner	27-89-.267
1927	Fournier	10-53-.283	1955	Crowe	15-55-.281	1986	Horner	27-87-.273
1928	Sisler	4-68-.340	1956	Adcock	38-103-.291	1987	Perry	12-74-.270
			1957	Torre	5-40-.272	1988	Perry	8-74-.300
			1958	Torre	6-55-.309	1989	Perry	4-21-.252
			1959	Adcock	25-76-.292			

REGULARS BY POSITION



SECOND BASE			1929	Maguire	0-41-.252	1960	Cottier	3-19-.227
YEAR	NAME	HR-RBI-AVG	1930	Maguire	0-52-.267	1961	Bolling	15-56-.262
1901	Demontreville	5-72-.305	1931	Maguire	0-26-.228	1962	Bolling	9-43-.271
1902	Demontreville	0-53-.269	1932	Maranville	0-37-.235	1963	Bolling	5-43-.244
1903	Abbatichio	1-46-.227	1933	Maranville	0-38-.218	1964	Bolling	5-34-.199
1904	Raymer	1-28-.210	1934	McManus	8-47-.276	1965	Bolling	7-50-.264
1905	Raymer	0-31-.211	1935	Mallon	2-25-.274	1966	Woodward	0-43-.264
1906	Strobel	1-24-.202	1936	Cuccinello	7-86-.308	1967	Woodward	0-25-.226
1907	Ritchey	2-51-.255	1937	Cuccinello	11-80-.271	1968	Millan	1-33-.289
1908	Ritchey	2-36-.273	1938	Cuccinello	9-76-.265	1969	Millan	6-57-.267
1909	Shean	1-29-.247	1939	Cuccinello	2-40-.306	1970	Millan	2-37-.310
1910	Shean	3-36-.273	1940	Rowell	3-58-.305	1971	Millan	2-45-.289
1911	Sweeney	3-63-.314	1941	Rowell	7-60-.207	1972	Millan	1-38-.257
1912	Sweeney	1-100-.344	1942	Sisti	4-35-.211	1973	Johnson	43-99-.270
1913	Sweeney	0-47-.257	1943	Ryan	1-24-.212	1974	Perez	2-34-.260
1914	Evers	1-40-.279	1944	Ryan	4-25-.295	1975	Perez	2-34-.275
1915	Evers	1-22-.263	1945	Wietelmann	4-33-.271	1976	Gilbreath	1-32-.251
1916	Evers	0-15-.216	1946	Ryan	1-48-.241	1977	Gilbreath	8-43-.243
1917	Rawlings	2-31-.256	1947	Ryan	5-69-.265	1978	Royster	2-35-.259
1918	Herzog	0-26-.228	1948	Stanky	2-29-.320	1979	Hubbard	3-29-.231
1919	Herzog	1-25-.280	1949	Stanky	1-42-.285	1980	Hubbard	9-43-.248
1920	Pick	2-28-.274	1950	Hartsfield	7-24-.277	1981	Hubbard	6-33-.235
1921	Ford	2-61-.279	1951	Hartsfield	6-31-.271	1982	Hubbard	9-59-.248
1922	Kopf	1-37-.266	1952	Dittmer	7-41-.193	1983	Hubbard	12-70-.263
1923	Ford	2-50-.271	1953	Dittmer	9-63-.266	1984	Hubbard	9-43-.234
1924	Tierney	6-58-.259	1954	O'Connell	2-37-.279	1985	Hubbard	5-39-.232
1925	Gautreau	0-23-.262	1955	O'Connell	6-40-.225	1986	Hubbard	4-36-.230
1926	Gautreau	0-8-.267	1956	O'Connell	2-42-.239	1987	Hubbard	5-38-.264
1927	Gautreau	0-20-.246	1957	Schoendienst	6-32-.310	1988	Gant	19-60-.259
1928	Hornsby	21-94-.387	1958	Schoendienst	1-24-.262	1989	Treadway	8-40-.277
			1959	Mantilla	3-19-.250			

THIRD BASE			1929	Bell	9-72-.298	1960	Mathews	39-124-.277
YEAR	NAME	HR-RBI-AVG	1930	Chatham	5-56-.267	1961	Mathews	32-91-.306
1901	Lowe	3-47-.255	1931	Urbanski	0-17-.238	1962	Mathews	29-90-.265
1902	Gremminger	1-65-.257	1932	Knothe	1-36-.238	1963	Mathews	23-84-.263
1903	Gremminger	5-56-.264	1933	Whitney	8-49-.246	1964	Mathews	23-74-.233
1904	Delahanty	3-60-.285	1934	Whitney	12-79-.259	1965	Mathews	32-95-.251
1905	Wolverton	2-55-.225	1935	Whitney	4-60-.273	1966	Mathews	16-53-.250
1906	Brain	5-45-.250	1936	Coscarart	2-44-.245	1967	Boyer	26-90-.245
1907	Brain	0-56-.279	1937	English	2-37-.290	1968	Boyer	4-17-.227
1908	Sweeney	0-40-.244	1938	Stripp	1-19-.275	1969	Boyer	14-57-.250
1909	Sweeney	1-36-.243	1939	Majeski	7-54-.272	1970	Boyer	16-62-.246
1910	Herzog	3-32-.250	1940	Sisti	6-34-.251	1971	Evans	12-38-.242
1911	Ingerton	5-61-.250	1941	Sisti	1-45-.259	1972	Evans	19-71-.254
1912	McDonald	2-34-.259	1942	Fernandez	6-55-.255	1973	Evans	41-104-.281
1913	Devlin	2-48-.247	1943	Joost	2-20-.185	1974	Evans	25-79-.240
1914	Deal	0-23-.210	1944	Phillips	1-53-.258	1975	Evans	22-73-.243
1915	Smith	2-65-.264	1945	Workman	25-87-.274	1976	Royster	5-45-.248
1916	Smith	3-60-.259	1946	Fernandez	2-42-.255	1977	Moore	5-34-.260
1917	Smith	2-62-.295	1947	Elliott	22-113-.317	1978	Horner	23-63-.266
1918	Smith	2-65-.298	1948	Elliott	23-100-.283	1979	Horner	33-98-.314
1919	Boeckel	1-26-.249	1949	Elliott	17-76-.280	1980	Horner	35-89-.268
1920	Boeckel	3-62-.268	1950	Elliott	24-107-.305	1981	Horner	15-42-.277
1921	Boeckel	10-84-.313	1951	Elliott	15-70-.285	1982	Horner	32-97-.261
1922	Boeckel	6-47-.289	1952	Mathews	25-58-.242	1983	Horner	20-68-.303
1923	Boeckel	7-79-.298	1953	Mathews	47-135-.302	1984	Johnson	5-30-.279
1924	Padgett	1-46-.255	1954	Mathews	40-103-.290	1985	Oberkfell	3-35-.272
1925	Marriott	1-40-.268	1955	Mathews	41-101-.289	1986	Oberkfell	5-48-.270
1926	High	2-66-.296	1956	Mathews	37-95-.272	1987	Oberkfell	3-48-.280
1927	High	4-46-.302	1957	Mathews	32-94-.292	1988	Oberkfell	3-49-.277
1928	Bell	10-91-.277	1958	Mathews	31-77-.251	1989	Blausler	12-46-.270
			1959	Mathews	46-114-.306			



WINNINGEST BRAVES YEAR-BY-YEAR

WINNINGEST BRAVES YEAR-BY-YEAR

Where ties existed, only one pitcher is shown, rated according to ERA.

Year	Pitcher	Won	Lost	ERA	Year	Pitcher	Won	Lost	ERA
1876	Jack Manning	18	5	2.14	1933	Ben Cantwell	20	10	2.62
1877	Tommy Bond	40	17	2.11	1934	Fred Frankhouse	17	9	3.20
1878	Tommy Bond	40	19	2.06	1935	Fred Frankhouse	11	15	4.76
1879	Tommy Bond	43	19	1.96	1936	Danny MacFayden	17	13	2.87
1880	Tommy Bond	26	29	2.67	1937	Jim Turner	20	11	2.38
1881	Jim Whitney	31	33	2.48	1938	Danny MacFayden	14	9	2.95
1882	Jim Whitney	24	21	2.64	1939	Bill Posedel	15	13	3.92
1883	Jim Whitney	37	21	2.24	1940	Dick Erickson	12	13	3.16
1884	Charlie Buffinton	48	16	2.15	1941	Jim Tobin	12	12	3.10
1885	Charlie Buffinton	22	27	2.88	1942	Al Javery	12	16	3.03
1886	Old Hoss Radbourn	27	31	3.00	1943	Al Javery	17	16	3.21
1887	Old Hoss Radbourn	24	23	4.55	1944	Jim Tobin	18	19	3.01
1888	John Clarkson	33	20	2.76	1945	Jim Tobin	9	14	3.84
1889	John Clarkson	49	19	2.73	1946	Johnny Sain	20	14	2.21
1890	Kid Nichols	27	19	2.21	1947	Warren Spahn	21	10	2.33
1891	John Clarkson	33	19	2.79	1948	Johnny Sain	24	15	2.60
1892	Kid Nichols	35	16	2.83	1949	Warren Spahn	21	14	3.07
1893	Kid Nichols	34	14	3.52	1950	Warren Spahn	21	17	3.16
1894	Kid Nichols	32	13	4.75	1951	Warren Spahn	22	14	2.98
1895	Kid Nichols	26	16	3.41	1952	Warren Spahn	14	19	2.98
1896	Kid Nichols	30	14	2.83	1953	Warren Spahn	23	7	2.10
1897	Kid Nichols	31	11	2.64	1954	Warren Spahn	21	12	3.14
1898	Kid Nichols	32	12	2.13	1955	Warren Spahn	17	14	3.26
1899	Vic Willis	27	8	2.50	1956	Warren Spahn	20	11	2.78
1900	Bill Dinneen	20	14	3.12	1957	Warren Spahn	21	11	2.69
1901	Vic Willis	20	17	2.36	1958	Warren Spahn	22	11	3.07
1902	Vic Willis	27	20	2.20	1959	Warren Spahn	21	15	2.96
1903	Togie Pittinger	19	23	3.48	1960	Warren Spahn	21	10	3.50
1904	Vic Willis	18	25	2.85	1961	Warren Spahn	21	13	3.02
1905	Irv Young	20	21	2.90	1962	Warren Spahn	18	14	3.04
1906	Irv Young	16	25	2.94	1963	Warren Spahn	23	7	2.60
1907	Patsy Flaherty	12	15	2.70	1964	Tony Cloninger	19	14	3.56
1908	Vive Lindaman	12	15	2.36	1965	Tony Cloninger	24	11	3.29
1909	Al Mattern	16	20	2.85	1966	Ken Johnson	14	8	3.30
1910	Al Mattern	15	19	2.98	1967	Pat Jarvis	15	10	3.66
1911	Buster Brown	7	18	4.29	1968	Pat Jarvis	16	12	2.60
1912	Hub Perdue	13	16	3.80	1969	Phil Niekro	23	13	2.57
1913	Lefty Tyler	16	17	2.79	1970	Pat Jarvis	16	16	3.61
1914	Dick Rudolph	27	10	2.35	1971	Phil Niekro	15	14	2.99
1915	Dick Rudolph	21	19	2.37	1972	Phil Niekro	16	12	3.06
1916	Dick Rudolph	19	12	2.16	1973	Carl Morton	15	10	3.41
1917	Art Nehf	16	8	2.16	1974	Phil Niekro	20	13	2.38
1918	Art Nehf	15	15	2.69	1975	Carl Morton	17	16	3.50
1919	Dick Rudolph	13	18	2.17	1976	Phil Niekro	17	11	3.29
1920	Joe Oeschger	15	13	3.46	1977	Phil Niekro	16	20	4.04
1921	Joe Oeschger	20	14	3.52	1978	Phil Niekro	19	18	2.88
1922	Frank Miller	11	13	3.51	1979	Phil Niekro	21	20	3.39
1923	Joe Genewich	13	14	3.72	1980	Phil Niekro	15	18	3.63
1924	Jesse Barnes	15	20	3.23	1981	Rick Camp	9	3	1.78
1925	Larry Benton	14	7	3.09	1982	Phil Niekro	17	4	3.61
1926	Larry Benton	14	14	3.85	1983	Craig McMurtry	15	9	3.08
1927	Joe Genewich	11	8	3.87	1984	Pascual Perez	14	8	3.74
1928	Bob Smith	13	17	3.83	1985	Rick Mahler	17	15	3.48
1929	Socks Siebold	12	17	4.73	1986	Rick Mahler	14	18	4.88
1930	Socks Siebold	15	16	4.12	1987	Zane Smith	15	10	4.09
1931	Ed Brandt	18	11	2.92	1988	Rick Mahler	9	16	3.69
1932	Ed Brandt	16	16	3.97	1989	Tom Glavine	14	8	3.68



BRAVES WHO LED LEAGUE IN BATTING

Batting Average			Runs Batted In		
1877	Deacon White	.387	1877	Deacon White	49
1889	Dan Brouthers	.373	1879	John O'Rourke	62
1894	Hugh Duffy	.440	1894	Hugh Duffy	145
1928	Rogers Honsby	.387	1935	Wally Berger	130
1942	Ernie Lombardi	.330	1957	Henry Aaron	132
1956	Henry Aaron	.328	1960	Henry Aaron	126
1959	Henry Aaron	.355	1963	Henry Aaron	130
1970	Rico Carty	.366	1966	Henry Aaron	127
1974	Ralph Garr	.353	1982	Dale Murphy (tied)	109
			1983	Dale Murphy	121
Home Runs			Hits		
1879	Charley Jones	9	1877	Deacon White	13
1880	John O'Rourke	6	1894	Hugh Duffy	237
1894	Hugh Duffy	18	1911	Roy Miller	192
1897	Hugh Duffy	11	1926	Ed Brown	201
1898	Jim Collins	15	1945	Tommy Holmes	224
1900	Herman Long	12	1947	Tommy Holmes	191
1907	David Brain	10	1956	Henry Aaron	204
1935	Wally Berger	34	1957	Red Schoendienst	200
1945	Tommy Holmes	28	1959	Henry Aaron	223
1953	Eddie Mathews	47	1966	Felipe Alou	218
1957	Henry Aaron	44	1968	Felipe Alou (tied)	210
1959	Eddie Mathews	46	1974	Ralph Garr	214
1963	Henry Aaron (tied)	44			
1966	Henry Aaron	44			
1967	Henry Aaron	39			
1984	Dale Murphy (tied)	36			
1985	Dale Murphy	37			

BRAVES WHO LED LEAGUE IN PITCHING

Victories			Earned Run Average		
1877	Tommy Bond	40	1879	Tommy Bond	1.96
1878	Tommy Bond	40	1899	John Clarkson	2.73
1888	John Clarkson	33	1937	Jim Turner	2.38
1889	John Clarkson	49	1947	Warren Spahn	2.33
1897	Kid Nichols	31	1951	Chet Nichols	2.88
1898	Kid Nichols	32	1953	Warren Spahn	2.10
1914	Dick Rudolph (tied)	27	1956	Lou Burdette	2.71
1948	Johnny Sain	24	1961	Warren Spahn	3.01
1949	Warren Spahn	21	1967	Phil Niekro	1.87
1950	Warren Spahn	20	1974	Buzz Capra	2.28
1953	Warren Spahn (tied)	23			
1957	Warren Spahn	21			
1958	Warren Spahn (tied)	22			
1959	Warren Spahn (tied)	21			
1960	Warren Spahn (tied)	21			
1961	Warren Spahn (tied)	21			
1974	Phil Niekro (tied)	20			
1979	Phil Niekro (tied)	21			
			Strikeouts		
1877	Tommy Bond	170	1877	Tommy Bond	170
1878	Tommy Bond	182	1878	Tommy Bond	182
1883	Jim Whitney	345	1883	Jim Whitney	345
1889	John Clarkson	284	1889	John Clarkson	284
1902	Vic Willis	225	1902	Vic Willis	225
1949	Warren Spahn	151	1949	Warren Spahn	151
1950	Warren Spahn	191	1950	Warren Spahn	191
1951	Warren Spahn (tied)	164	1951	Warren Spahn (tied)	164
1952	Warren Spahn	183	1952	Warren Spahn	183
1977	Phil Niekro	262	1977	Phil Niekro	262



FRANCHISE TOP FIVE

FRANCHISE TOP FIVE IN BATTING DEPARTMENTS

GAMES		AT-BATS		RUNS	
Aaron	3076	Aaron	11,628	Aaron	2107
Mathews	2223	Mathews	8049	Mathews	1452
Murphy	1829	Long	6767	Long	1297
Maranville	1795	Maranville	6724	Tenney	1127
Tenney	1715	Tenney	6629	Murphy	1065
HITS		TOTAL BASES		DOUBLES	
Aaron	3600	Aaron	6591	Aaron	600
Mathews	2201	Mathews	4158	Mathews	338
Tenney	2002	Murphy	3248	Murphy	292
Long	1911	Long	2630	Holmes	291
Maranville	1696	Tenney	2440	Long	277
TRIPLES		HOME RUNS		EXTRA BASE HITS	
Maranville	103	Aaron	733	Aaron	1429
Aaron	96	Mathews	493	Mathews	901
Long	89	Murphy	354	Murphy	683
Bruton	79	Adcock	239	Berger	499
Tenney	77	Horner	217	Adcock	458
RUNS BATTED IN		BAT. AVG. (MIN. 4000 At-Bats)		SLUG. PCT. (MIN. 4000 At-Bats)	
Aaron	2202	Duffy	.336	Aaron	.567
Mathews	1388	Aaron	.310	Berger	.533
Murphy	1088	Berger	.304	Mathews	.517
Long	961	Holmes	.303	Adcock	.511
Duffy	926	Tenney	.302	Gordon	.500

FRANCHISE TOP FIVE IN PITCHING DEPARTMENTS

Wins		Games		Shutouts	
Warren Spahn	356	Warren Spahn	714	Warren Spahn	63
Kid Nichols	328	Phil Niekro	689	Kid Nichols	44
PHil Niekro	268	Gene Garber	558	Phil Niekro	43
Lew Burdette	179	Kid Nichols	543	Tommy Bond	30
Vic Willis	149	Lew Burdette	468	Lew Burdette	30
Tommy Bond	149				

Saves		Innings Pitched		Strikeouts	
Gene Garber	141	Warren Spahn	5,046	Phil Niekro	2,855
Cecil Upshaw	78	Kid Nichols	4,570	Warren Spahn	2,493
Rick Camp	57	Phil Niekro	4,532	Kid Nichols	1,684
Steve Bedrosian	41	Lew Burdette	2,639	Vic Willis	1,161
Bruce Sutter	40	Vic Willis	2,575	Jim Whitney	1,157



ONE-SEASON LEADERS BY POSITION

	Highest Batting Average	Most Home Runs	Most Runs Batted In
Catcher	Ernie Lombardi .330 1942	Joe Torre 36 1966	Joe Torre 109 1964
First Base	Dan Brouthers .373 1889	Joe Adcock 38 1956	Dan Brouthers 118 1889
Second Base	Rogers Hornsby .387 1928	Davey Johnson 43 1973	Bobby Lowe 115 1894
Third Base	Jimmy Collins .346 1897	Eddie Mathews 47 1953	Eddie Mathews 135 1894
Shortstop	Herman Long .343 1896	Denis Menke 20 1964	Herman Long 100 1896, 1899
Left Field	Rico Carty .366 1970	Henry Aaron 40 1973	Hugh Duffy 129 1897
Centerfield	Hugh Duffy .440 1894	Henry Aaron 45 1962	Hugh Duffy 145 1894
Right Field	Henry Aaron .355 1959	Henry Aaron 47 1971	Henry Aaron 132 1957

**HIGHEST FIELDING AVERAGE;
SEASON, 100 OR MORE GAMES**

BOSTON

FIRST BASEMAN:	Walter L. Holke	1921	.997
SECOND BASEMAN:	Edward R. Stanky	1949	.979
THIRD BASEMAN:	Arthur C. Whitney	1934	.968
SHORTSTOP:	Edward R. Miller	1942	.983
OUTFIELDER:	Wm. W. Marshall	1951	1.000
CATCHER:	Raymond P. Berres	1941	.995
PITCHER:	James R. Turner	1938	1.000

MILWAUKEE

FIRST BASEMAN:	Joseph W. Adcock	1962	.997
SECOND BASEMAN:	Frank E. Bolling	1962	.989
THIRD BASEMAN:	Edwin L. Mathews	1963	.968
SHORTSTOP:	Wm. F. Woodward	1965	.977
OUTFIELDER:	Wm. F. Bruton	1959	.991
CATCHER:	Del Crandall	1956	.996
PITCHER:	Warren Spahn	1957	1.000

ATLANTA

FIRST BASEMAN:	Chris Chambliss	1981	.997
SECOND BASEMAN:	Glenn Hubbard	1984	.988
THIRD BASEMAN:	Ken Oberkfell	1987	.979
SHORTSTOP:	Luis Gomez	1980	.968
OUTFIELDER:	Dion James	1987	.996
CATCHER:	Robert Didier	1969	.994
*PITCHER:	Phil Niekro	1977	1.000
	David Palmer	1986	1.000

*minimum 50 tc



NOTABLE PITCHING PERFORMANCES

NO-HIT GAMES

- 1892 — Jack Stivetts vs. Brooklyn, Aug. 6, 10-0
- 1899 — Vic Willis vs. Washington, Aug. 7, 7-1
- 1907 — Frank Pfeffer vs. Cincinnati, May 8, 6-0
- 1914 — George Savis vs. Philadelphia, Sept. 9, 2nd game, 7-0
- 1916 — Tom Hughes vs. Pittsburgh, June 16, 2-0
- 1944 — Jim Tobin vs. Brooklyn, Apr. 27, 2-0
- 1950 — Vern Bickford vs. Brooklyn, Aug. 11, night, 7-0
- 1954 — Jim Wilson vs. Philadelphia, June 12, 2-0
- 1960 — Lew Burdette vs. Philadelphia, Aug. 18, night, 1-0; Warren Spahn vs. Philadelphia, Sept. 16, night, 4-0
- 1961 — Warren Spahn vs. San Francisco, Apr. 28, night, 1-0
- 1973 — Phil Niekro vs. San Diego, Aug. 5, 9-0

WINNINGEST BRAVES PITCHERS

Righthanders

	Won-Lost	Pct.
1. Kid Nichols, 1880-1901	.. 330-183	.643
2. Phil Niekro, 1964-83 268-230	.538
3. Lew Burdette, 1951-63	... 179-120	.599
4. Tommy Bond, 1877-81	.. 149- 87	.631
5. Vic Willis, 1898-1905 149-147	.503

Lefthanders

	Won-Lost	Pct.
1. Warren Spahn, 1942-64	.. 356-229	.618
2. Ed Brandt, 1928-35 94-119	.441
3. George Tyler, 1910-17 92- 94	.495
4. Fred Klodenz, 1896-1902	53- 25	.679
5. Art Nehf, 1915-19 52- 41	.559

12 or More Consecutive Victories

- 1894 — Charlie Buffinton, 13
- 1914 — Dick Rudolph, 12

NO-HIT GAMES AGAINST BRAVES

- 1880—Larry Corcoran, Chicago, Aug. 19 at Chicago, 6-0
- 1898—Jim Hughes, Baltimore, Apr. 22 at Baltimore, 8-0 Red Donahue, Philadelphia, July 8 at Philadelphia, 5-0
- 1908—Nap Rucker, Brooklyn, Sept. 5 at Brooklyn, 2nd game, 6-0
- 1924—Jesse Hanes, St. Louis, July 17 at St. Louis, 5-0
- 1938—Johnny Vander Meer, Cincinnati, June 11 at Cincinnati, 3-0
- 1944—Clyde Shoun, Cincinnati, May 15 at Cincinnati, 1-0
- 1946—Ed Head, Brooklyn, Apr. 23 at Brooklyn, 5-0
- 1947—Ewell Blackwell, Cincinnati, June 18 at Cincinnati, night, 6-0
- 1951—Cliff Chambers, Pittsburgh, May 6 at Boston, 2nd game, 3-0
- 1967—Don Wilson, Houston, June 18 at Houston, 2-0
- 1969—Ken Holtzman, Chicago, Aug. 19 at Chicago, 3-0
- 1976—John Montefusco, San Francisco, Sept. 29 at Atlanta, 9-0
- 1979—Ken Forsch, Houston, April 7 at Houston, 6-0

14 OR MORE STRIKEOUTS, GAME, AT STADIUM

	IP	H	R	ER	B	SO	Score
Aug. 14, 1966 — Lemaster, Atlanta vs. Philadelphia	9	5	1	1	3	14	7-1

NOTABLE BATTING FEATS

THREE HOME RUNS IN A GAME

July 2, 1928 —Les Bell
July 6, 1934 —Hal Lee
May 25, 1935 —Babe Ruth
May 13, 1942 —Jim Tobin
Sept. 27, 1952—Eddie Matthews
Aug. 30, 1953—Jim Pendleton
June 21, 1959—Henry Aaron
July 30, 1966 —Gene Oliver
July 30, 1969 —Bob Tillman
May 31, 1970 —Rico Carty
July 26, 1970 —Orlando Cepeda
July 3, 1970 —Mike Lum
May 18, 1979 —Dale Murphy
July 22, 1986 —Ken Griffey

FOUR HOME RUNS IN A GAME

May 30, 1894—Bobby Lowe
July 31, 1954—Joe Adcock
July 6, 1986 —Bob Horner

BRAVES WHO HIT FOR THE CYCLE

Duff Cooley, June 20, 1904 vs. Philadelphia
John Bates, April 26, 1907 vs. Brooklyn
William Collins, October 6, 1910 vs. Philadelphia
Albert Hall, September 23, 1987 vs. Houston

200-HIT CLUB

A member of the Braves' franchise has collected 200 or more hits in one season 17 times. Here is a listing of that club:

1893	Hugh Duffy	203	1959	Henry Aaron	223
1894	Hugh Duffy	237	1963	Henry Aaron	201
1912	John Sweeney	204	1966	Felipe Alou	218
1925	Dick Burrus	200	1968	Felipe Alou	210
1926	Ed Brown	201	1971	Ralph Garr	219
1928	Lance Richbourg	206	1973	Ralph Garr	200
1945	Tommy Holmes	224	1974	Ralph Garr	214
1956	Henry Aaron	200	1976	Willie Montanez	206
1957	Red Schoendienst	200			



BRAVES ALL-STAR GAME SELECTIONS

BRAVES ALL-STAR GAME SELECTIONS

- 1933—Wally Berger, of
1934—Wally Berger, of; Fred Frankhouse, p
1935—Wally Berger, of
1936—Wally Berger, of
1937—Gene Moore, of
1938—Tony Cuccinello, 2b; Jim Turner, p
1939—Lou Fette, p
1940—Max West, of
1941—Eddie Miller, ss
1942—Ernie Lombardi, c; Eddie Miller, ss
1943—Al Javery, p
1944—Nate Andrews, p; Al Javery, p; Connie Ryan, 2b
1945—No game
1946—Mort Cooper, p; Johnny Hopp, of; Phil Masi, c
1947—Bob Elliott, 3b; Phil Masi, c; Johnny Sain, p; Warren Spahn, p
1948—Bob Elliott, 3b; Tommy Holmes, of; Phil Masi, c; Johnny Sain, p;
Eddie Stanky, 2b
1949—Vern Bickford, p; Warren Spahn, p
1950—Walker Cooper, c; Warren Spahn, p
1951—Bob Elliott, 3b; Warren Spahn, p
1952—Warren Spahn, p
1953—Del Crandall, c; Eddie Mathews, 3b; Warren Spahn, p
1954—Gene Conley, p; Jim Wilson, p; Del Crandall, c; Warren Spahn, p
1955—Henry Aaron, of; Gene Conley, p; Del Crandall, c; Johnny Logan, ss;
Eddie Mathews, 3b
1956—Henry Aaron, of; Del Crandall, c; Eddie Mathews, 3b; Warren Spahn, p
1957—Henry Aaron, of; Lou Burdette, p; Johnny Logan, ss; Eddie Mathews,
3b; Red Schoendienst, 2b; Warren Spahn, p
1958—Henry Aaron, of; Del Crandall, c; Johnny Logan, ss; Eddie Mathews,
3b; Don McMahon, p; Warren Spahn, p
1959—Henry Aaron, of; Lou Burdette, p; Del Crandall, c; Eddie Mathews, 3b;
Warren Spahn, p; Second game addition—Johnny Logan, ss
1960—Henry Aaron, of; Joe Adcock, 1b; Bob Buhl, p; Del Crandall, c;
Eddie Mathews, 3b
1961—Henry Aaron, of; Frank Bolling, 2b; Eddie Mathews, 3b; Warren Spahn,
p
1962—Henry Aaron, of; Frank Bolling, 2b; Del Crandall, c; Bob Shaw, p;
Warren Spahn, p; Second game additions—Henry Aaron, of (missed
first game, injury); Eddie Mathews, 3b
1963—Henry Aaron, of; Warren Spahn, p; Joe Torre, c
1964—Henry Aaron, of; Joe Torre, c
1965—Henry Aaron, of; Joe Torre, c
1966—Henry Aaron, of; Felipe Alou, 1b; Joe Torre, c
1967—Henry Aaron, of; Joe Torre, c; Denver Lemaster, p
1968—Henry Aaron, of; Felipe Alou, of; Ron Reed, p
1969—Henry Aaron, of; Felix Millan, 2b; Phil Niekro, p
1970—Henry Aaron, of; Rico Carty, of; Hoyt Wilhelm, p
1971—Henry Aaron, of; Felix Millan, 2b
1972—Henry Aaron, of
1973—Henry Aaron, of; Darrell Evans, 3b; Davey Johnson, 2b
1974—Henry Aaron, of; Ralph Garr, of; Buzz Capra, p
1975—Phil Niekro, p
1976—Dick Ruthven, p
1977—Willie Montanez, 1b
1978—Jeff Burroughs, of; Phil Niekro, p; Biff Pocoroba, c
1979—Gary Matthews, of
1980—Dale Murphy, of
1981—Bruce Benedict, c
1982—Bob Horner, 3b; Dale Murphy, of; Phil Niekro, p
1983—Bruce Benedict, c; Glenn Hubbard, 2b; Dale Murphy, of; Pascual
Perez, p
1984—Dale Murphy, of; Rafael Ramirez, ss; Claudell Washington, of
1985—Dale Murphy, of
1986—Dale Murphy, of
1987—Dale Murphy, of; Ozzie Virgil, c
1988—Gerald Perry, 1b
1989—John Smoltz, p

POST-SEASON AWARDS



SPORTING NEWS MAJOR LEAGUE ALL STAR TEAMS

(Team selected at end of season in a poll of players.)

1928	Rogers Hornsby, 2B	1958	Hank Aaron, OF
1933	Wally Berger, OF		Del Crandall, C
1945	Tommy Holmes, OF		Warren Spahn, P
1948	Bob Elliott, 3B	1959	Eddie Mathews, 3B
	Johnny Sain, P		Hank Aaron, OF
1953	Warren Spahn, P	1960	Eddie Mathews, 3B
1955	Eddie Mathews, 3B		Del Crandall, C
1956	Hank Aaron, OF		Warren Spahn, P
1957	Red Schoendienst, 2B		
	Eddie Mathews, 3B		
	Warren Spahn, P		

SPORTING NEWS NATIONAL LEAGUE ALL STAR TEAMS

(Team selected at end of season in a poll of players)

1961	Frank Bolling, 2B	1970	Hank Aaron, OF
	Warren Spahn, P	1971	Hank Aaron, OF
1962	Del Crandall, C	1973	Dave Johnson, 2B
1963	Hank Aaron, OF		Darrell Evans, 3B
1964	Joe Torre, C	1976	Willie Montanez, 1B
1965	Hank Aaron, RF	1982	Dale Murphy, OF
	Joe Torre, C	1983	Glenn Hubbard, 2B
1966	Felipe Alou, 1B		Dale Murphy, OF
	Joe Torre, C	1984	Dale Murphy, OF
1967	Hank Aaron, LF	1985	Dale Murphy, OF
1969	Hank Aaron, OF		

GOLD GLOVE WINNERS

(Team selected at end of year by vote of coaches and managers)

1958	Del Crandall, C	1978	Phil Niekro, P
	Hank Aaron, RF	1979	Phil Niekro, P
1959	Del Crandall, C	1980	Phil Niekro, P
	Hank Aaron, RF	1982	Phil Niekro, P
1960	Del Crandall, C		Dale Murphy, OF
	Hank Aaron, RF	1983	Phil Niekro, P
1962	Del Crandall, C		Dale Murphy, OF
1965	Joe Torre, C	1984	Dale Murphy, OF
1969	Felix Millan, 2B	1985	Dale Murphy, OF
	Clete Boyer, 3B	1986	Dale Murphy, OF
1972	Felix Millan, 2B		

SILVER SLUGGER WINNERS

(Team selected at end of year by vote of coaches and managers)

1982	Dale Murphy, OF	1984	Dale Murphy, OF
1983	Dale Murphy, OF	1985	Dale Murphy, OF



POST-SEASON AWARDS

SPORTING NEWS MVP

1945 Thomas Holmes, OF

SPORTING NEWS PLAYER/PITCHER OF YEAR

1948	Johnny Sain, P	1961	Warren Spahn, P
1953	Warren Spahn, P	1963	Warren Spahn, P
1956	Henry Aaron, OF	1982	Dale Murphy, OF
1957	Warren Spahn, P	1983	Dale Murphy, OF
1958	Warren Spahn, P		

SPORTING NEWS ROOKIE OF YEAR

1959	Carlton Willey, P	1982	Steve Bedrosian, P
1971	Earl Williams, C	1983	Craig McMurtry, P
1978	Bob Horner, IF		

SPORTING NEWS COMEBACK PLAYER OF YEAR

1989 Lonnie Smith

SPORTING NEWS EXECUTIVE OF YEAR

1953 Louis Perini

SPORTING NEWS MANAGER OF YEAR

1937 Bill McKechnie

BBWAA MVP

1914	John Evers, 2B	1982	Dale Murphy, OF
1947	Robert Elliott, 3B	1983	Dale Murphy, OF
1957	Hank Aaron, OF		

BBWAA ROOKIE OF YEAR

1948	Alvin Dark, SS	1971	Earl Williams, C
1950	Samuel Jethroe, OF	1978	Bob Horner, IF

BBWAA CY YOUNG AWARD

1957 Warren Spahn

BRAVES BITS

DID YOU KNOW ... Joe Boever became the fifth Atlanta Braves pitcher to record at least 20 saves in a season in 1989. He finished with 21.



N.L. PLAYER/PITCHER OF THE MONTH

PLAYER OF THE MONTH

(selected by vote of N.L. media. From 1958-1974 there was only one award given. From 1975 to the present separate player and pitcher honors have been awarded.)

May 1959	Hank Aaron
September 1959	Eddie Mathews
May 1965	Joe Torre
June 1967	Hank Aaron
May 1970	Rico Carty
August 1973	Davey Johnson
May 1974	Ralph Garr
July 1980	Bob Horner
August 1980	Dale Murphy
April 1982	Dale Murphy
September 1982	Claudell Washington
September 1983	Dale Murphy
September 1984	Dale Murphy
April 1985	Dale Murphy
August 1986	Dale Murphy

PITCHER OF THE MONTH

July 1958	Joey Jay
August 1958	Lew Burdette
August 1960	Warren Spahn
August 1961	Warren Spahn
June 1974	Buzz Capra
June 1976	Andy Messersmith
August 1981	Rick Camp
April 1983	Pascual Perez



MISCELLANEOUS ATLANTA FEATS

BRAVES IN THE HALL OF FAME

There are 35 players currently in baseball's Hall of Fame who wore a Braves' uniform at some point in their career. Following is a list of those players and the years they played for the franchise:

Henry Aaron	1954-1974	Thomas F. McCarthy	1892-95
Earl Averill	1941	Bill McKechnie	1913
Dave Bancroft	1924-27	Joseph "Ducky" Medwick	1945
Dennis "Dan" Brouthers	1889-91	Charles "Kid" Nichols	1890-1901
John Clarkson	1888-92	Jim O'Rourke	1876-78, 80
Jame J. Collins	1895-1900	Charles Radbourne	1868-1890
Hugh Duffy	1891-1900	Babe Ruth	1935
Johnny Evers	1914-17; 1929	Al Simmons	1939
Burleigh Grimes	1930	George Sisler	1928-29
William "Billy" Hamilton	1896-1901	Warren Spahn	1942-64
Billy Herman	1946	Casey Stengel	1924-25
Rogers Hornsby	1928	Ed Walsh	1917
Joseph Kelley	1891-1908	Lloyd Waner	1941
Mike "King" Kelly	1887-89; 1891-92	Paul Waner	1941-42
Al Lopez	1936-40	George Wright	1876-78; 1880-81
Rabbit Maranville	1912-20; 1929-35	Wm. Henry "Harry" Wright	1876-77
Richard "Rube" Marquard	1922-25	Denton "Cy" Young	1911
Eddie Mathews	1952-66		

RETIRED BRAVES NUMBERS

- 21—Warren Spahn, number retired 1965. Won 363, Lost 245. (356-229 Braves)
- 41—Eddie Mathews, number retired 1967. Lifetime Avg. .271; HR 512, RBI 1,453.
- 44—Hank Aaron, number retired 1975. Lifetime Avg. .305; HR 755, RBI 2,297.
- 35—Phil Niekro, number retired 1984. Won 300, Lost 250. (268-230 Braves)

BRAVES' BEST START

In research dating back to 1900, Elias Sports Bureau found the following who got off to successful starts at the beginning of their season for the Braves:

Warren Spahn	8-0 in 1947, in 8 starts plus a no-decision in relief during that stretch.
Jim Wilson	8-0 in 1954, in 8 consecutive starts.
Ed Brandt	8-0 in 1931, in consecutive starts, all complete games.
Larry McWilliams	7-0 in 1978 for best Atlanta start. He was not called up from minors until July 17 so this streak was not at top of season but was a win streak that began the season for McWilliams.
Rick Mahler	7-0 in 1985, in 7 consecutive starts.
George Stone	6-0 in 1969, in 13 games with only 3 wins as a starter.
Pascual Perez	5-0 in 1983, in consecutive starts.
Tom Glavine	5-0 in 1989, in 7 starts.



ATLANTA BRAVES RECORDS

ATLANTA BRAVES RECORDS

Team

Most runs, game	18, June 13, 1973, vs. Pit.
Most runs, inning	13, Sept. 20, 1972, vs. Houston, 2nd
Most hits, game	25, May 1, 1985 at Cin.
Most home runs, season	207 in 1966
Most home runs, game	7, Aug. 3, 1967 vs. Chi.
Most game-winning RBIs, season	82, 1982; 1983
Most stolen bases, season	151 in 1982
Most stolen bases, game	8, July 16, 1988 vs. N.Y.
Most caught stealing, season	88, 1983
Highest batting percentage, season	.272 in 1983
Most shutouts, season	21 in 1974
Most doubles, season	241 in 1986
Most triples, season	45 in 1983
Fewest hit by pitch, season	17 in 1977; 1983
Lowest earned run average, season	2.92 in 1968
Most errors, season	183 in 1979
Most errors, game	7, July 22, 1973 vs. Pha. (2nd game)
Most errors, inning	4, June 13, 1989 at SF, 3rd inning
Highest fielding percentage, season	.981 in 1969
Shortest game by time	1:33, July 13, 1972 at St. Louis; Apr. 20, 1978 at San Diego
Longest game by time	6:10, July 4, 1985 vs N.Y. (19 inn.)
Longest game by innings, road	20, May 4, 1973 at Pha.
Longest game by innings, home	19, July 4, 1985 vs. N.Y.
Most victories over one club, season	17, S.D., 1974
Most losses to one club, season	16, Cinci., 1980
Most consecutive defeats	17, Apr. 23—May 11, 1977
Most consecutive victories, home	10, Sept. 2-4, 16-22, 1966; April 8-26, 1983
Most consecutive victories, road	9, May 31—June 7, 1984
Most consecutive victories	13, April 6-21, 1982 (First 13 games of season)
Most consecutive defeats, home	9, Sept. 15—Oct. 1, 1967 (Last nine games of 1967 season); Aug. 17—Sept. 3, 1983 9, April 5-22, 1988 (First nine games of 1988 season)
Most consecutive defeats, road	10, July 25—Aug. 13, 1982
Most consecutive games, home runs	20, 1973

Individual

Most hits, season	219, Ralph Garr, 1971
Most consecutive games, batted safely	31, Rico Carty, 1970
Most home runs, season	47, Hank Aaron, 1971
Most home runs, game	4, Bob Horner, July 6, 1986 vs. Montreal
Most stolen bases, career	174, Jerry Royster
Most stolen bases, season	42, Gerald Perry, 1987
Most stolen bases, game	3, 25 times (last, Oddibe McDowell, Aug. 18, 1989 vs. Pit.)
Most stolen bases, inning	2, 17 times (last, Dion James, July 16, 1988 vs. NY)
Most caught stealing, season	22, Brett Butler, 1983
Most runs batted in, season	127, Hank Aaron, 1966
Most game-winning RBIs, season	14, Dale Murphy, 1982; Claudell Washington, 1982; Dale Murphy, 1983 Dale Murphy, 1985
Highest batting percentage, season	.366, Rico Carty, 1970
Fewest ground into double play, season	5, Brett Butler, 1983
Most games, pitcher	689, Phil Niekro
Most games started	594, Phil Niekro
Most complete games	226, Phil Niekro

ATLANTA BRAVES RECORDS



Most innings	4532, Phil Niekro
Most games lost	224, Phil Niekro
Most shutouts, won	43, Phil Niekro
Most shutouts, season	6, Phil Niekro, 1974
Most wins, career	236, Phil Niekro
Most victories, season	23, Phil Niekro, 1969
Most consecutive wins	9, Buzz Capra, May 15—June 28, 1974; Pascual Perez, Sept. 10, 1982—May 7, 1983
Most strikeouts, pitcher, season	262, Phil Niekro, 1977
Most strikeouts, pitcher, career	2855, Phil Niekro
Most strikeouts, pitcher, game	14, D. Lemaster, Aug. 14, 1966 vs. Pha.
Lowest earned run average, pitcher, season	1.87, Phil Niekro, 1967
Most errors, game	4, Darrell Evans, Sept. 20, 1975
Most errors, inning	2, many times
Most years	19, Phil Niekro

ATLANTA BATTING YEAR BY YEAR

YEAR	AVG	AB	R	H	2B	3B	HR	RBI	BB	SO	SB	E
1966	.263	5616	782	1476	220	32	207	734	512	913	59	154
1967	.240	5450	631	1307	191	29	158	596	512	947	55	138
1968	.252	5552	515	1399	179	31	80	480	414	782	83	125
1969	.258	5460	691	1411	195	22	141	640	485	665	59	115
1970	.270	5546	736	1495	215	24	160	692	522	736	58	141
1971	.257	5575	643	1434	192	30	153	587	434	747	57	146
1972	.258	5278	628	1363	186	17	144	593	532	770	47	156
1973	.266	5631	799	1497	219	34	206	758	608	870	84	166
1974	.249	5533	661	1375	202	37	120	559	571	772	72	132
1975	.244	5424	583	1323	179	28	107	541	543	759	65	175
1976	.245	5345	620	1309	170	30	82	586	589	811	74	131
1977	.254	5534	678	1404	218	20	139	638	537	876	82	175
1978	.244	5381	600	1313	181	38	123	558	550	874	90	153
1979	.256	5422	669	1389	220	28	126	626	490	818	98	183
1980	.250	5402	630	1352	226	22	144	597	434	899	73	162
1981	.243	3642	395	886	148	22	64	366	321	540	98	102
1982	.256	5507	739	1411	215	22	146	687	554	869	151	137
1983	.272	5472	746	1489	218	45	130	691	582	847	146	137
1984	.247	5422	632	1338	234	27	111	578	555	896	140	139
1985	.246	5526	632	1359	213	28	126	598	553	849	72	158
1986	.250	5384	615	1348	241	24	138	575	538	904	93	141
1987	.258	5428	747	1401	284	24	152	696	641	834	135	116
1988	.242	5440	555	1319	228	28	96	527	432	848	95	151
1989	.234	5463	584	1281	201	22	128	544	485	996	83	152



ATLANTA PITCHING, FIELDING

ATLANTA PITCHING YEAR BY YEAR

YEAR	W-L	ERA	G	CG	SHO	SV	IP	H	R	ER	HR	BB	SO
1966	85-77	3.68	163	37	10	36	1469	1430	683	601	129	485	884
1967	77-85	3.47	162	36	5	32	1454	1377	640	561	118	449	862
1968	81-81	2.92	163	44	16	29	1474	1320	549	478	87	362	871
1969	93-69	3.53	162	38	7	42	1445	1334	631	566	144	438	893
1970	76-86	4.33	162	45	9	24	1431	1451	772	688	185	478	960
1971	82-80	3.75	162	40	11	31	1475	1528	699	614	152	485	823
1972	70-84	4.27	155	40	4	27	1377	1412	730	654	155	512	732
1973	76-85	4.25	162	34	9	35	1462	1467	774	690	144	575	803
1974	88-74	3.05	163	46	15	22	1476	1343	563	501	97	488	772
1975	67-94	3.91	161	32	4	24	1430	1543	739	624	101	519	669
1976	70-92	3.86	162	33	13	27	1438	1435	700	617	86	564	818
1977	61-101	4.85	162	28	15	31	1445	1581	895	782	169	701	915
1978	69-93	4.08	162	29	12	32	1440.1	1404	750	653	132	624	848
1979	66-94	4.18	160	32	3	34	1407.2	1496	763	654	132	494	779
1980	81-80	3.77	161	29	9	37	1428	1397	660	598	131	454	696
1981	50-56	3.45	107	11	4	24	968	936	416	371	62	330	471
1982	89-73	3.82	162	15	11	51	1463	1484	702	621	126	502	813
1983	88-74	3.67	162	18	4	48	1440.2	1412	640	588	132	540	895
1984	80-82	3.57	162	17	7	49	1447	1401	655	574	122	525	859
1985	66-96	4.19	162	9	9	29	1457.1	1512	781	679	134	642	776
1986	72-89	3.97	161	17	5	39	1424.2	1443	719	629	117	576	932
1987	69-92	4.63	161	16	4	32	1427.2	1529	829	734	163	587	837
1988	54-106	4.09	160	14	4	25	1446.0	1481	741	657	108	524	810
1989	63-97	3.70	161	15	8	33	1447.2	1370	680	595	114	468	966

ATLANTA FIELDING YEAR BY YEAR

Year	Pct.	G	PO	A	E	TC	DP	TP	PB
1966	.976	163	4408	1734	154	6296	139	0	27
1967	.978	162	4362	1801	138	6301	148	0	42
1968	.980	163	4423	1803	125	6351	139	0	14
1969	.981	162	4335	1635	115	6085	114	1	31
1970	.977	162	4292	1684	141	6117	118	0	30
1971	.977	162	4424	1814	146	6384	180	0	33
1972	.974	155	4131	1633	156	5920	130	0	36
1973	.974	162	4386	1809	166	6361	142	0	23
1974	.979	163	4423	1822	132	6377	161	0	31
1975	.972	161	4290	1877	175	6342	147	0	35
1976	.973	162	4314	1820	167	6301	151	0	38
1977	.972	162	4336	1705	175	6216	127	0	34
1978	.975	162	4321	1739	153	6213	126	1	32
1979	.970	160	4223	1781	183	6187	139	0	25
1980	.975	161	4284	1950	162	6396	156	0	14
1981	.976	107	2904	1284	102	4290	93	0	10
1982	.979	162	4389	1922	137	6448	186	0	13
1983	.978	162	4322	1850	137	6309	176	0	6
1984	.978	162	4341	1963	139	6443	153	0	7
1985	.976	162	4372	2028	159	6559	197	0	8
1986	.978	161	4274	2026	141	6441	181	1	11
1987	.982	161	4283	1921	116	6320	170	0	11
1988	.975	160	4338	1789	151	6278	138	0	9
1989	.976	161	4343	1722	152	6217	124	0	14

ATLANTA BRAVES TOP FIVE IN BATTING 1966-1989

Bold Face Indicates Still on Atlanta Roster

Games	At-Bats	Runs
Murphy 1829	Murphy 6749	Murphy 1065
H. Aaron 1270	H. Aaron 4548	H. Aaron 818
Lum 1225	Hubbard 4016	Horner 545
Hubbard 1196	Horner 3571	Hubbard 498
Royster 1118	Royster 3451	Royster 459

Hits	Total Bases	Doubles
Murphy 1820	Murphy 3248	Murphy 292
H. Aaron 1334	H. Aaron 2580	H. Aaron 209
Garr 1022	Horner 1812	Hubbard 196
Horner 994	Hubbard 1411	Horner 160
Hubbard 983	Garr 1381	Chambliss 140

Triples	Home Runs	Extra-Base Hits
Garr 40	Murphy 354	Murphy 683
Murphy 37	H. Aaron 335	H. Aaron 560
Royster 30	Horner 217	Horner 382
Millan 26	Evans 131	Hubbard 280
Lum 24	Burroughs 88	Baker 248

RBIs	AVG (2000 at-bats)	Sig Pct (2000 at-bats)
Murphy 1088	Garr317	H. Aaron567
H. Aaron 897	Carty316	Horner507
Horner 652	Alou302	Carty484
Evans 424	H. Aaron293	Murphy481
Hubbard 403	Matthews288	Matthews456

Stolen Bases	Walks	Strikeouts
Royster 174	Murphy 871	Murphy 1497
Murphy 151	H. Aaron 634	Hubbard 570
Garr 137	Evans 563	H. Aaron 558
Washington 115	Hubbard 487	Evans 502
Perry 105	Horner 337	Horner 491

ATLANTA BRAVES TOP FIVE IN PITCHING 1966-1989

Bold Face Indicates Still on Atlanta Roster

Games	Wins	Innings	Strikeouts
P. Niekro ... 689	P. Niekro ... 266	P. Niekro .. 4532	P. Niekro ... 2855
Garber 558	Reed 85	Mahler ... 1530	Reed 837
Camp 414	Jarvis 83	Reed 1520	Mahler 755
Mahler 294	Mahler 78	Jarvis ... 1241	Jarvis 736
Upshaw 241	Camp 56	Morton 949	Garber 540



ATLANTA TOP FIVE

Walks	Hits	Losses	Runs
P. Niekro .. 1425	P. Niekro .. 4136	P. Niekro 227	P. Niekro ... 1880
Mahler 488	Mahler 1623	Reed 91	Mahler 755
Reed 374	Reed 1512	Mahler 88	Reed 669
Z. Smith ... 366	Jarvis 1143	Garber 73	Jarvis 538
Jarvis 364	Morton ... 1021	Jarvis 72	Morton 425

Earned Runs

	Complete Games	Games Started
P. Niekro 1613	P. Niekro 226	P. Niekro 594
Mahler 625	Reed 53	Reed 217
Reed 590	Jarvis 42	Mahler 216
Jarvis 497	Mahler 35	Jarvis 169
Morton 366	Morton 29	Morton 138

Saves	ERA (400 innings)	Shutouts
Garber 141	P. Niekro 3.20	P. Niekro 43
Upshaw 78	Bedrosian 3.26	Jarvis 8
Camp 57	Garber 3.34	Morton 8
Bedrosian 41	Camp 3.37	Reed 8
Sutter 40	K. Johnson 3.39	Ruthven 7

ATLANTA BRAVES YEAR-BY-YEAR LEADERS BATTING

BATTING	1966	1967	1968	1969	1970
Games	158, Aaron	155, Aaron	160, tie	162, Millan	150, Aaron
At-Bats	666, Alou	600, Aaron	662, Alou	652, Millan	590, Millan
Runs	122, Alou	113, Aaron	84, Aaron	100, Aaron	103, Aaron
Hits	218, Alou #	184, Aaron	210, Alou #	174, Millan	183, Millan
Doubles	32, Aaron	37, Aaron	37, Alou	30, Aaron	33, Cepeda
Triples	6, Alou	3, tie	5, Alou	5, tie	5, Millan
Home Runs	44, Aaron #	39, Aaron	29, Aaron	44, Aaron	38, Aaron
RBI's	127, Aaron #	109, Aaron	86, Aaron	97, Aaron	118, Aaron
Stolen Bs.	21, Aaron	22, Jackson	28, Aaron	14, Millan	16, Millan
AVG. **	.327, Alou	.307, Aaron	.317, Alou	.342, Carty	.366, Carty #
BATTING	1971	1972	1973	1974	1975
Games	154, Garr	151, Williams	161, Evans	160, Evans	156, Evans
At-Bats	639, Garr	565, Williams	668, Garr	606, Garr	625, Garr
Runs	101, Garr	87, Garr	114, Garr	99, Evans	74, Garr
Hits	219, Garr	180, Garr	200, Garr	214, Garr #	174, Garr
Doubles	23, Garr	27, Baker	32, Garr	35, Baker	26, Garr
Triples	6, Garr	3, tie	8, Evans	17, Garr	11, Garr
Home Runs	47, Aaron	34, Aaron	43, Johnson	25, Evans	22, Evans
RBI's	118, Aaron	87, Williams	104, Evans	79, Evans	73, Evans
Stolen Bs.	30, Garr	25, Garr	35, Garr	26, Garr	14, Garr
AVG. **	.343, Garr	.325, Garr	.301, Aaron	.353, Garr #	.290, Office
BATTING	1976	1977	1978	1979	1980
Games	153, Chaney	154, Burroughs	153, Burroughs	156, Matthews	158, Chambliss
At-Bats	533, Royster	555, Matthews	530, Murphy	631, Matthews	602, Chambliss
Runs	75, Wynn	91, Burroughs	75, Matthews	103, Royster	98, Murphy
Hits	135, Montanez	157, tie	147, Burroughs	192, Matthews	170, Chambliss
Doubles	20, Chaney	31, Montanez	30, Burroughs	34, Matthews	37, Chambliss
Triples	8, tie	5, Matthews	8, Royster	6, Royster	5, Royster
Home Runs	17, Wynn	41, Burroughs	23, tie	33, Horner	35, Horner
RBI's	66, Wynn	114, Burroughs	79, Murphy	98, Horner	89, tie
Stolen Bs.	24, Royster	28, Royster	27, Royster	35, Royster	22, Royster
AVG. **	.321, Montanez	.300, Bonnell	.301, Burroughs	.314, Horner	.282, Chambliss

ATLANTA YEARLY LEADERS



BATTING	1981	1982	1983	1984	1985
Games	107, Chambliss	162, Murphy	162, Murphy	162, Murphy	162, Murphy
At-Bats	404, Chambliss	609, Ramirez	622, Ramirez	607, Murphy	616, Murphy
Runs	44, Chambliss	113, Murphy	131, Murphy	94, Murphy	118, Murphy
Hits	110, Chambliss	169, Ramirez	185, Ramirez	176, Murphy	185, Murphy
Doubles	25, Chambliss	25, tie	25, Horner	32, Murphy	32, Murphy
Triples	5, Hubbard	6, Washington	13, Butler	8, Murphy	6, Washington
Home Runs	15, Horner	36, Murphy	36, Murphy	36, Murphy	37, Murphy
RBI's	51, Chambliss	109, Murphy (tied)	121, Murphy #	100, Murphy	111, Murphy
Stolen Bs.	23, Miller	33, Washington	39, Butler	21, Washington	14, Washington
AVG.**	.291, Washington	.281, Murphy	.302, Murphy	.290, Murphy	.300, Murphy

BATTING	1986	1987	1988	1989
Games	160, Murphy	159, Murphy	156, Murphy	154, Murphy
At-Bats	614, Murphy	566, Murphy	606, Thomas	574, Murphy
Runs	89, Murphy	115, Murphy	85, Gant	89, L. Smith
Hits	163, Murphy	167, Murphy	164, Perry	152, L. Smith
Doubles	29, Murphy	37, James	35, Murphy	34, L. Smith
Triples	7, Murphy	6, James	8, Gant	4, L. Smith
Home Runs	29, Murphy	44, Murphy	24, Murphy	21, L. Smith
RBI's	87, Horner	105, Murphy	77, Murphy	84, Murphy
Stolen Bs.	19, Ramirez	42, Perry	29, Perry	25, L. Smith
AVG.**	.273, Horner	.312, James	.300, Perry	.315, L. Smith

Bold letters indicate Atlanta record

**Based upon minimum 400 AB except 1981

#League leader

ATLANTA PITCHING LEADERS

PITCHING	1966	1967	1968	1969	1970
Games	73, Carroll	52, Ritchie	52, Upshaw	62, Upshaw	50, Wilhelm
Starts	38, Cloninger	31, Lemaster	34, tie	35, Niekro	34, Jarvis
Wins	14, tie	15, Jarvis	16, Jarvis	23, Niekro	16, Jarvis
Losses	11, Cloninger	12, Carroll	12, tie	13, Niekro	18, Niekro
Innings	258, Cloninger	215, Lemaster	257, Niekro	284, Niekro	254, Jarvis
Strikeouts	178, Cloninger	148, Lemaster	157, Jarvis	193, Niekro	173, Jarvis
ERA*	3.29, Johnson	1.87, Niekro #	2.59, Niekro	2.57, Niekro	3.61, Jarvis
Shutouts	3, Lemaster	2, Lemaster	2, Niekro	4, Niekro	3, Niekro
Saves	11, Carroll	8, Upshaw	13, Upshaw	27, Upshaw	13, Wilhelm

PITCHING	1971	1972	1973	1974	1975
Games	49, Upshaw	42, Upshaw	52, House	56, House	58, House
Starts	36, Niekro	36, Niekro	37, Morton	39, Niekro	39, Morton
Wins	15, Niekro	16, Niekro	15, Morton	20, Niekro#	17, Morton
Losses	14, tie	15, Reed	11, Reed	13, Niekro	16, Morton
Innings	269, Niekro	254, Niekro	256, Morton	302, Niekro	278, Morton
Strikeouts	173, Niekro	164, Niekro	131, Niekro	195, Niekro	144, Niekro
ERA*	2.98, Niekro	3.06, Niekro	3.31, Niekro	2.28, Capra#	3.20, Niekro
Shutouts	4, Niekro	1, tie	4, Morton	6, Niekro	2, Morton
Saves	17, Upshaw	13, Upshaw	8, Frisella	11, House	11, House

PITCHING	1976	1977	1978	1979	1980
Games	48, Devine	65, Campbell	53, Campbell	68, Garber	77, Camp
Starts	37, Niekro	43, Niekro	42, Niekro	44, Niekro	38, Niekro
Wins	17, Niekro	16, Niekro	19, Niekro	21, Niekro#	15, Niekro
Losses	17, Ruthven	20, Niekro	18, Niekro	20, Niekro	18, Niekro
Innings	271, Niekro	330, Niekro	334, Niekro	342, Niekro	275, Niekro
Strikeouts	173, Niekro	262, Niekro #	248, Niekro	208, Niekro	176, Niekro
ERA*	3.04, Mes'smith	4.04, Niekro	2.88, Niekro	3.39, Niekro	3.42, Boggs
Shutouts	4, Ruthven	2, tie	4, Niekro	1, Niekro	3, tie
Saves	9, Devine	13, Campbell	22, Garber	25, Garber	22, Camp



ATLANTA YEARLY LEADERS

ATLANTA PITCHING LEADERS (continued)

PITCHING	1981	1982	1983	1984	1985
Games	48, Camp	69, Garber	70, Bedrosian	62, Garber	66, Camp
Starts	24, Boggs	35, Niekro	35, McMurtry	30, tie	39, Mahler
Wins	9, Camp	17, Niekro	15, tie	14, Perez	17, Mahler
Losses	13, Boggs	13, Camp	10, tie	17, McMurtry	15, tie
Innings	151, Perry	234, Niekro	225, McMurtry	222, Mahler	266.2, Mahler
Strikeouts	81, Boggs	144, Niekro	225, McMurtry	145, Perez	132, Bedrosian
ERA*	2.81, Mahler	3.61, Niekro	3.08, McMurtry	3.12, Mahler	3.48, Mahler
Shutouts	3, Niekro	2, tie	3, McMurtry	1, tie	2, Smith
Saves	17, Camp	30, Garber	19, Bedrosian	16, Moore	23, Sutter

PITCHING	1986	1987	1988	1989
Games	61, Dedmon/Garber	68, Acker	64, Assenmacher	66, Boever
Starts	39, Mahler	36, Z. Smith	34, Glavine, Mahler	30, Lilliquist
Wins	14, Mahler	15, Z. Smith	9, Mahler	14, Glavine
Losses	18, Mahler	13, Mahler	17, Glavine	14, P. Smith
Innings	237.2, Mahler	242.0, Z. Smith	249.0, Mahler	208.2, Smoltz
Strikeouts	170, Palmer	130, Z. Smith	131, Mahler	168, Smoltz
ERA*	Palmer	4.09, Z. Smith	3.69, Mahler, P. Smith	2.94, Smoltz
Shutouts	1, Mahler/Smith	3, Z. Smith	3, P. Smith	4, Glavine
Saves	24, Garber	14, Acker	14, Sutter	21, Boever

Bold letters indicate Atlanta record

*Based upon 162 innings except 1981, 100 innings

#League leader

MOST RECENT BRAVES' SWEEPS OF OPPONENTS IN ATLANTA

	2 Games	3 Games	4 Games
Chicago	8/24-25/77	5/20-22/86	—
Cincinnati	4/12-13/83	7/2-4/82	—
Houston	9/3-4/84	9/22-24/87	— **
Los Angeles	9/8-9/82	9/16-18/86	—
Montreal	5/17-18/77	5/5-7/89	—
New York	6/11-12/74	5/8-10/87	—
Philadelphia	5/3-4/89	7/4-6/88	7/11-14/85
Pittsburgh	7/16-17/67	8/26-28/85	—
St. Louis	9/20-21/66	8/21-23/87	—
San Diego	5/29-31/72	6/27-29/86	4/8-11/83
San Francisco	6/16-17/87	5/26-28/80	—

**Braves took 5 in a row from Houston, 8/10-13/67



**MOST RECENT BRAVES' SWEEPS
OF OPPONENTS ON THE ROAD**

	2 Games	3 Games	4 Games
Chicago	—	8/19-21/86	8/3-6/67
Cincinnati	4/30-5/1/85	4/12-14/82	— **
Houston	9/22-23/73	6/25-27/85	—
Los Angeles	9/7-8/72	6/7-9/82	—
Montreal	6/30-7/1/71	6/4-6/76	—
New York	7/31-8/1/68	8/27-29/82	—
Philadelphia	5/9-11/89	8/20-22/79	—
Pittsburgh	—	8/25-27/80	—
St. Louis	8/8-9/73	5/20-22/83	—
San Diego	4/6-7/82	8/4-6/86	5/13-16/74
San Francisco	9/27-28/82	6/4-6/84	—

**Braves took 5 in a row from Cincinnati, 5/31-6/3/84

**MOST RECENT OPPONENT SWEEPS
OF BRAVES IN ATLANTA**

	2 Games	3 Games	4 Games
Chicago	4/5-6/88	8/20-22/85	—
Cincinnati	4/15-16/86	4/15-17/85	9/18-21/75
Houston	4/12-13/88	6/23-25/89	—
Los Angeles	9/7-8/77	6/22-24/84	4/7-10/88
Montreal	8/29-30/72	7/8-10/88	—
New York	5/1-2/89	8/14-16/79	7/4-7/85
Philadelphia	8/22-23/77	7/21-23/86	7/20-22/73
Pittsburgh	8/26-27/68	5/23-25/89	7/18-21/74
St. Louis	8/28-29/84	8/29-31/88	—
San Diego	9/4-5/89	8/1-3/89	7/25-27/75
San Francisco	9/6-7/89	6/27-29/88	—



RECENT SWEEPS; MONTHLY RECORDS

MOST RECENT OPPONENT SWEEPS OF BRAVES ON THE ROAD

	2 Games	3 Games	4 Games
Chicago	5/17-18/83	5/15-17/89	8/19-21/68
Cincinnati	9/28-29/87	9/29-10/1/78	4/9-13/80
Houston	9/21-22/88	6/9-11/89	8/14-17/87
Los Angeles	9/15-17/89	9/12-14/88	8/12-15/85
Montreal	6/6-8/77	4/28-30/89	7/16-19/87
New York	4/25-26/89	5/23-25/80	7/20-23/89
Philadelphia	5/29-30/82	8/29-31/77	—
Pittsburgh	5/19-20/81	8/22-24/86	9/1-3/78
St. Louis	4/10-11/68	8/28-30/87	8/14-16/89
San Diego	9/10-11/86	9/19-21/80	5/29-31/79
San Francisco	9/14-15/81	9/7-9/84	9/29-31/88

BRAVES' MONTHLY RECORDS

		April	May	June	July	Aug	Sept/ Oct	At All-Star	After All-Star	Totals
		W-L	W-L	W-L	W-L	W-L	W-L	W-L	W-L	
1966	H	4-4	5-9	9-12	6-4	7-4	12-5	18-25	25-13	43-38
	A	6-4	5-10	5-5	8-8	8-8	10-4	23-22	19-17	42-39
	T	10-8	10-19	14-17	14-12	15-12	22-9	41-47	44-30	85-77
1967	H	8-2	9-5	8-5	9-5	8-4	6-12	28-13	20-20	48-33
	A	1-5	4-9	7-10	6-6	7-13	4-9	14-26	15-26	29-52
	T	9-7	13-14	15-15	15-11	15-17	10-21	42-39	35-46	77-85
1968	H	5-4	8-8	8-6	9-7	5-10	6-5	23-20	18-20	41-40
	A	3-6	9-3	6-9	7-8	8-8	7-7	20-20	20-21	40-41
	T	8-10	17-11	14-15	16-15	13-18	13-12	43-40	38-41	81-81
1969	H	9-1	8-6	12-8	7-3	3-10	11-3	34-16	16-15	50-31
	A	5-6	6-3	4-6	9-13	10-6	9-4	22-26	21-12	43-38
	T	14-7	14-9	16-14	16-16	13-16	20-7	56-42	37-27	93-69
1970	H	3-6	11-2	5-7	9-10	8-4	6-10	24-22	18-17	42-39
	A	7-5	6-6	5-9	4-8	7-10	5-8	18-22	16-25	34-47
	T	10-11	17-8	10-16	13-18	15-14	11-19	42-44	34-42	76-86
1971	H	4-9	7-2	10-7	9-4	8-10	5-7	23-19	20-20	43-39
	A	6-2	5-15	6-10	10-4	5-5	7-5	21-29	18-12	39-41
	T	10-11	12-17	16-17	19-8	13-15	12-12	44-48	38-32	82-80
1972	H	3-6	6-4	4-4	4-8	6-10	6-9	20-19	16-22	36-41
	A	4-2	5-10	9-10	11-6	5-9	7-3	22-30	12-13	34-43
	T	7-8	11-14	13-14	15-14	11-19	13-12	42-49	28-35	70-84
1973	H	4-5	4-6	10-5	7-13	8-5	7-6	25-27	15-13	40-40
			(1-tie)					(1-tie)		(1-tie)
	A	3-8	6-11	6-10	8-4	9-3	4-9	20-30	16-15	36-45
1974	T	7-13	10-17	16-15	15-17	17-8	11-15	45-57	31-28	76-85
			(1-tie)					(1-tie)		(1-tie)
	H	9-6	5-4	9-5	6-11	9-3	8-6	25-24	21-11	46-35
1974	A	2-6	10-6	7-8	6-5	10-6	7-8	25-25	17-14	42-39
	T	11-12	15-10	16-13	12-16	19-9	15-14	50-49	38-25	88-74

MONTHLY RECORDS



		April	May	June	July	Aug	Sept/ Oct	At All-Star	After All-Star	Totals
		W-L	W-L	W-L	W-L	W-L	W-L	W-L	W-L	
1975	H	6-4	7-4	4-9	9-10	6-9	5-7	23-22	14-21	37-43
	A	6-8	3-11	7-7	5-6	6-9	3-10	17-27	13-24	30-51
	T	12-12	10-15	11-16	14-16	12-18	8-17	40-49	27-45	67-94
1976	H	4-3	2-13	8-5	6-7	8-8	6-11	18-24	16-23	34-47
	A	4-6	6-8	10-6	6-8	5-9	5-8	22-21	14-24	36-45
	T	8-9	8-21	18-11	12-15	13-17	11-19	40-45	30-47	70-92
1977	H	6-6	5-7	10-8	5-4	9-8	5-8	22-23	18-18	40-41
	A	2-6	4-13	1-7	4-14	2-11	8-9	12-34	9-26	21-60
	T	8-12	9-20	11-15	9-18	11-19	13-17	34-57	27-44	61-101
1978	H	4-7	8-5	7-5	10-7	6-9	4-9	23-19	16-23	39-42
	A	2-7	4-8	6-11	7-6	5-8	6-11	14-28	16-23	30-51
	T	6-14	12-13	13-16	17-13	11-17	10-20	37-47	32-45	69-93
1979	H	4-7	6-7	7-6	8-10	3-6	6-9	24-26	10-19	34-35
	A	3-6	5-11	6-10	4-7	7-10	7-5	15-27	17-22	32-49
	T	7-13	11-18	13-16	12-17	10-16	13-14	39-53	27-41	66-94
1980	H	6-4	7-4	7-6	11-7	9-4	10-5	25-15	25-15	50-30
	A	0-7	4-11	8-7	3-8	10-7	6-10	12-25	19-25	31-50
	T	6-11	11-15	15-14	14-15	19-11	16-15	37-40	44-40	81-80
1981	H	3-6	7-7	1-2	—	4-4	7-8	11-15	11-12	22-27
	A	6-4	6-6	2-4	—	8-5	6-10	14-14	14-15	28-29
	T	9-10	13-13	3-6	—	12-9	13-18	25-29	25-27	50-56
1982	H	8-5	5-7	6-6	10-7	7-7	6-7	25-22	17-17	42-39
	A	8-0	6-8	12-3	6-4	6-11	9-8	26-11	21-23	47-34
	T	16-5	11-15	18-9	16-11	13-18	15-15	51-33	38-40	89-73
1983	H	10-1	8-6	8-6	10-4	3-8	7-9	29-14	17-20	46-34
	A	4-4	8-6	8-7	8-7	9-8	5-8	20-17	22-23	42-40
	T	14-5	16-12	16-13	18-11	12-16	12-17	49-31	39-43	88-74
1984	H	5-8	8-3	7-7	4-8	7-10	7-7	21-20	17-23	38-43
	A	4-4	9-8	10-5	8-8	4-7	7-7	25-21	17-18	42-39
	T	9-12	17-11	17-12	12-16	11-17	14-14	46-41	34-41	80-82
1985	H	3-6	8-8	7-7	6-7	5-9	3-12	23-27	9-22	32-49
	A	6-4	2-8	7-7	5-8	6-8	8-12	16-20	18-27	34-47
	T	9-10	10-16	14-14	11-15	11-17	11-24	39-47	27-49	66-96
1986	H	4-8	8-2	8-6	4-8	7-6	10-10	22-20	19-20	41-40
	A	3-4	10-8	6-8	3-11	8-7	1-11	20-26	11-23	31-49
	T	7-12	18-10	14-14	7-19	15-13	11-20	42-46	30-43	72-89
1987	H	4-5	9-6	7-8	6-8	7-4	9-8	24-25	18-14	42-39
	A	5-7	7-6	4-8	3-9	4-13	4-10	17-21	10-32	27-53
	T	9-12	16-12	11-16	9-17	11-17	13-18	41-46	28-46	69-92
1988	H	1-11	5-6	6-8	5-9	5-9	6-8	15-28	13-23	28-51
	A	3-6	7-8	4-10	4-11	5-10	3-10	15-26	11-29	26-55
	T	4-17	12-14	10-18	9-20	10-19	9-18	30-54	24-52	54-106
1989	H	5-4	8-8	4-9	8-10	3-6	5-9	20-32	13-21	33-46
	A	5-11	4-6-1	6-8	3-6	7-12	5-8	16-19	14-25	30-51
	T	10-15	12-14-1	10-17	11-16	10-18	10-17	36-51	27-46	63-97



BRAVES VS. N.L. HOME & ROAD

BRAVES VS THE NATIONAL LEAGUE HOME

	Astros W-L	Cards W-L	Cubs W-L	Dodgers W-L	Expos W-L	Giants W-L	Mets W-L	Padres W-L	Phillies W-L	Pirates W-L	Reds W-L
1966	7-2	5-4	3-6	5-4	—	3-6	7-2	—	5-4	2-7	6-3
1967	8-1	2-7	5-4	7-2	—	5-4	6-3	—	7-2	5-4	3-6
1968	5-4	2-7	6-3	6-3	—	5-4	5-4	—	4-5	2-7	6-3
1969	8-1	3-3	1-5	6-3	3-3	7-2	2-4	7-2	2-4	4-2	7-2
1970	5-4	3-3	5-1	2-7	3-3	4-5	4-2	5-4	5-1	4-2	2-7
1971	4-5	4-2	2-4	5-4	3-3	3-6	4-2	6-3	4-2	3-4	5-4
1972	3-2	4-2	4-2	3-6	2-4	5-4	4-2	3-6	2-4	2-4	4-5
1973	4-5	4-2	3-3	2-6 (1-tie)	3-3	6-3	2-4	6-3	2-4	5-1	3-6
1974	3-6	5-1	3-3	4-5	5-1	3-6	5-1	8-1	4-2	1-5	5-4
1975	7-2	2-4	3-3	6-3	5-1	4-4	1-5	2-7	4-2	2-4	1-8
1976	3-6	1-5	4-2	5-4	4-2	4-5	3-3	5-4	1-5	2-4	2-7
1977	5-4	1-5	4-2	2-7	5-1	6-3	4-2	8-1	2-4	2-4	1-8
1978	4-5	3-3	4-2	2-7	3-3	6-3	4-2	5-4	4-2	1-5	3-6
1979	6-3	2-4	3-3	6-3	1-3	5-4	1-5	3-6	2-4	2-4	3-6
1980	6-3	3-3	4-2	5-4	4-2	6-2	2-4	9-0	4-2	6-0	1-8
1981	2-4	1-2	1-1	3-2	2-2	2-3	2-1	3-3	2-4	2-1	2-4
1982	5-4	3-3	4-2	3-6	2-4	3-6	4-2	6-3	3-3	2-4	7-2
1983	6-2	3-3	2-4	4-5	3-3	5-4	5-1	5-4	4-2	3-3	6-3
1984	5-4	3-3	2-4	2-7	2-4	5-4	1-5	4-5	3-3	5-1	6-3
1985	2-7	1-5	2-4	3-6	2-4	5-4	1-5	4-5	6-0	4-2	2-7
1986	3-6	4-2	5-1	6-3	2-4	4-5	3-3	7-2	1-5	3-3	3-6
1987	7-2	1-5	4-2	3-6	2-4	4-5	4-2	4-5	5-1	4-2	4-5
1988	3-6	1-5	2-4	2-7	2-4	3-6	1-5	5-4	4-2	3-1	2-7
1989	4-5	2-4	4-2	2-5	4-2	3-6	2-4	2-7	4-2	2-4	4-5

Totals 115-93 63-87 80-69 94-115 62-60 106-104 77-73 107-79 84-69 71-78 88-125

BRAVES VS THE NATIONAL LEAGUE ROAD

	Astros W-L	Cards W-L	Cubs W-L	Dodgers W-L	Expos W-L	Giants W-L	Mets W-L	Padres W-L	Phillies W-L	Pirates W-L	Reds W-L
1966	7-2	2-7	4-5	2-7	—	5-4	7-2	—	6-3	5-4	4-5
1967	3-6	4-5	6-3	1-8	—	5-4	2-7	—	3-6	3-6	2-7
1968	6-3	3-6	2-7	3-6	—	4-5	7-2	—	7-2	4-5	4-5
1969	7-2	3-3	2-4	3-6	5-1	2-7	2-4	6-3	4-2	4-2	5-4
1970	4-5	4-2	3-3	4-5	3-3	3-6	2-4	4-5	2-4	2-4	3-6
1971	5-4	2-4	3-3	4-5	4-2	4-5	3-3	5-4	4-2	1-4	4-5
1972	4-5	2-4	1-5	4-2	2-4	2-7	3-3	3-5	4-2	4-2	5-4
1973	7-2	2-4	4-2	0-9	3-3	2-7	4-2	6-3	4-2	2-4	2-7
1974	3-6	4-2	1-5	4-5	4-2	5-4	3-3	9-0	4-2	3-3	2-7
1975	5-4	1-5	2-4	2-7	3-3	4-5	3-3	5-4	1-5	2-4	2-7
1976	4-5	3-3	2-4	3-6	4-2	5-4	1-5	5-4	4-2	1-5	4-5
1977	4-5	0-6	1-5	3-6	1-5	2-7	3-3	3-6	0-6	1-5	3-6
1978	4-5	2-4	1-5	3-6	2-4	5-4	2-4	3-6	4-2	1-5	3-6
1979	1-8	2-4	1-5	6-3	0-6	6-3	3-3	3-6	5-1	2-4	3-6
1980	1-8	3-3	4-2	6-3	1-5	5-4	1-5	3-6	1-5	5-1	1-8
1981	2-4	3-1	2-1	4-5	1-5	3-4	1-2	6-3	2-1	0-2	4-1
1982	5-4	4-2	4-2	4-5	3-3	5-4	5-1	5-4	3-3	2-4	7-2
1983	5-5	4-2	3-3	3-6	4-2	4-5	3-3	4-5	3-3	3-3	6-3
1984	7-2	2-4	1-5	4-5	3-3	5-4	3-3	3-6	4-2	3-3	7-2
1985	6-3	2-4	3-3	2-7	1-5	5-4	1-5	3-6	4-2	2-4	5-4
1986	2-7	2-4	4-2	4-5	2-3	3-6	1-5	5-4	3-3	2-4	3-6
1987	1-8	2-4	2-3	3-6	1-5	4-5	3-3	2-7	2-4	3-3	4-5
1988	2-7	2-4	3-3	2-7	2-4	2-7	3-3	3-6	2-4	2-4	3-6
1989	4-5	1-5	1-5	4-5	2-4	3-6	0-6	5-4	4-2	2-4	4-5

Totals 99-115 59-92 60-89 78-135 51-74 93-121 66-84 91-97 80-70 59-89 90-122



**BRAVES VS THE NATIONAL LEAGUE
TOTALS**

	Astros W-L	Cards W-L	Cubs W-L	Dodgers W-L	Expos W-L	Giants W-L	Mets W-L	Padres W-L	Phillies W-L	Pirates W-L	Reds W-L
1966	14-4	7-11	7-11	7-11	—	8-10	14-4	—	11-7	7-11	10-8
1967	11-7	6-12	11-7	8-10	—	10-8	8-10	—	10-8	8-10	5-13
1968	11-7	5-13	8-10	9-9	—	9-9	12-6	—	11-7	6-12	10-8
1969	15-3	6-6	3-9	9-9	8-4	9-9	4-8	13-5	6-6	8-4	12-6
1970	9-9	7-5	8-4	6-12	6-6	7-11	6-6	9-9	7-5	6-6	5-13
1971	9-9	6-6	5-7	9-9	7-5	7-11	7-5	11-7	8-4	4-8	9-9
1972	7-7	6-6	5-7	7-8	4-8	7-11	7-5	6-11	6-6	6-6	9-9
1973	11-7	6-6	7-5	2-15 (1-tie)	6-6	8-10	6-6	12-6	6-6	7-5	5-13
1974	6-12	9-3	4-8	8-10	9-3	8-10	8-4	17-1	8-4	4-8	7-11
1975	12-6	3-9	5-7	8-10	8-4	8-9	4-8	7-11	5-7	4-8	3-15
1976	7-11	4-8	6-7	8-10	8-4	9-9	4-8	10-8	5-7	3-9	6-12
1977	9-9	1-11	5-7	5-13	6-7	8-10	7-5	11-7	2-10	3-9	4-14
1978	8-10	5-7	5-7	5-13	5-7	11-7	6-6	8-10	8-4	2-10	6-12
1979	7-11	4-8	4-8	12-6	1-9	11-7	4-8	6-12	7-5	4-8	6-12
1980	7-11	6-6	8-4	11-7	5-7	11-6	3-9	12-6	5-7	11-1	2-16
1981	4-8	4-3	3-2	7-7	3-7	5-7	3-3	9-6	4-5	2-3	6-5
1982	10-8	7-5	8-4	7-11	5-7	8-10	9-3	11-7	6-6	4-8	14-4
1983	11-7	7-5	5-7	7-11	7-5	9-9	8-4	9-9	6-6	6-6	12-6
1984	12-6	5-7	3-9	6-12	5-7	10-8	4-8	7-11	7-5	8-4	13-5
1985	8-10	3-9	5-7	5-13	3-9	10-8	2-10	7-11	10-2	6-6	7-11
1986	5-13	6-6	9-3	10-8	4-7	7-11	4-8	12-6	4-8	5-7	6-12
1987	8-10	3-9	6-5	6-12	3-9	8-10	7-5	6-12	7-5	7-5	8-10
1988	5-13	3-9	5-7	4-14	4-8	5-13	4-8	8-10	6-6	5-5	5-13
1989	8-10	3-9	5-7	6-10	6-6	6-12	2-10	7-11	8-4	4-8	8-10
Totals	214-208	122-179	140-158	172-250	113-134	199-225	143-157	198-176	164-139	130-167	178-247 (1 Tie)

**ATLANTA WON-LOST
vs. N.L. CLUBS 1966-1989**

WESTERN DIVISION			EASTERN DIVISION		
Team	Won-Lost	Pct.	Team	Won-Lost	Pct.
Cincinnati	178-247	.419	Chicago	140-158	.470
Houston	214-208	.507	Montreal	113-134	.457
Los Angeles	172-250	.406	New York	143-157	.477
San Diego	198-176	.529	Philadelphia	164-139	.541
San Francisco	199-225	.469	Pittsburgh	130-167	.438
			St. Louis	122-179	.405



BRAVES' BEST RECORD BY GAME

Game #	Record	Year	Game #	Record	Year	Game #	Record	Year
10	10-0	(1982)	68	41-27	(1982)	126	75-51	(1983)
11	11-0	(1982)	69	42-27	(1982)	127	75-52	(1983)
12	12-0	(1982)	70	42-28	(1982)	128	75-53	(1983)
13	13-0	(1982)	71	43-28	(1982)	129	75-54	(1983)
14	13-1	(1982)	72	43-29	(1982, '83)	130	76-54	(1983)
15	13-2	(1982)	73	44-29	(1982, '83)	131	76-55	(1983)
16	13-3	(1982, '83)	74	45-29	(1982)	132	76-56	(1983)
17	13-4	(1982, '83)	75	46-29	(1982)	133	76-57	(1983)
18	13-5	(1982, '83)	76	47-29	(1982)	134	76-58	(1982, '83)
19	14-5	(1982, '83)	77	48-29	(1982)	135	76-59	(1982, '83)
20	15-5	(1982, '83)	78	49-29	(1982)	136	76-60	(1982, '83)
21	16-5	(1982, '83)	79	49-30	(1982)	137	77-60	(1983)
22	16-6	(1982, '83)	80	50-30	(1982)	138	78-60	(1983)
23	17-6	(1982, '83)	81	50-31	(1982, '83)	139	78-61	(1983)
24	18-6	(1982)	82	51-31	(1982, '83)	140	79-61	(1983)
25	18-7	(1982, '83)	83	51-32	(1982, '83)	141	79-62	(1982, '83)
26	19-7	(1982, '83)	84	52-32	(1983)	142	80-62	(1983)
27	19-8	(1982, '83)	85	52-33	(1982, '83)	143	80-63	(1982, '83)
28	20-8	(1983)	86	52-34	(1982, '83)	144	80-64	(1982, '83)
29	20-9	(1969, '82, '83)	87	53-34	(1982, '83)	145	80-65	(1969, '82, '83)
30	21-9	(1969, '82)	88	54-34	(1982, '83)	146	81-65	(1969, '83)
31	21-10	(1969)	89	55-34	(1982, '83)	147	82-65	(1969)
32	22-10	(1969)	90	56-34	(1982, '83)	148	82-66	(1969)
33	23-10	(1969)	91	56-35	(1982, '83)	149	82-67	(1969, '82, '83)
34	24-10	(1969)	92	57-35	(1983)	150	83-67	(1969)
35	24-11	(1969)	93	58-35	(1983)	151	83-68	(1969)
36	25-11	(1969)	94	58-36	(1983)	152	84-68	(1969)
37	25-12	(1969)	95	58-37	(1982, '83)	153	85-68	(1969)
38	25-13	(1969, '82, '83)	96	59-37	(1982, '83)	154	86-68	(1969)
39	26-13	(1969, '82, '83)	97	60-37	(1982, '83)	155	87-68	(1969)
40	27-13	(1969)	98	61-37	(1982, '83)	156	88-68	(1969)
41	28-13	(1969)	99	61-38	(1982, '83)	157	89-68	(1969)
42	28-14	(1969)	100	61-39	(1982, '83)	158	90-68	(1969)
43	28-15	(1969)	101	62-39	(1983)	159	91-68	(1969)
44	28-16	(1969, '83)	102	63-39	(1983)	160	92-68	(1969)
45	29-16	(1983)	103	63-40	(1983)	161	93-68	(1969)
46	29-17	(1969, '83)	104	64-40	(1983)	162	93-69	(1969)
47	30-17	(1983)	105	64-41	(1983)			
48	31-17	(1983)	106	65-41	(1983)			
49	32-17	(1983)	107	65-42	(1983)			
50	33-17	(1983)	108	66-42	(1983)			
51	34-17	(1983)	109	67-42	(1983)			
52	34-18	(1983)	110	67-43	(1983)			
53	35-18	(1983)	111	67-44	(1983)			
54	35-19	(1983)	112	68-44	(1983)			
55	35-20	(1983)	113	69-44	(1983)			
56	35-21	(1982, '83)	114	69-45	(1983)			
57	36-21	(1983)	115	70-45	(1983)			
58	36-22	(1982, '83)	116	70-46	(1983)			
59	37-22	(1983)	117	71-46	(1983)			
60	37-23	(1982, '83)	118	71-47	(1983)			
61	38-23	(1982)	119	71-48	(1983)			
62	39-23	(1982)	120	71-49	(1983)			
63	39-24	(1982)	121	71-50	(1983)			
64	39-25	(1982)	122	72-50	(1983)			
65	40-25	(1982)	123	73-50	(1983)			
66	40-26	(1982)	124	74-50	(1983)			
67	41-26	(1982)	125	74-51	(1983)			

BRAVES' WORST RECORD BY GAME



Game #	Record	Year	Game #	Record	Year	Game #	Record	Year
10	0-10	(1988)	60	20-40	(1988)	111	38-73	(1988)
11	1-10	(1988)	61	21-40	(1988)	112	38-74	(1988)
12	2-10	(1988)	62	22-40	(1979, '88)	113	38-75	(1988)
13	2-11	(1988)	63	22-41	(1979)	114	39-75	(1988)
14	2-12	(1988)	64	23-41	(1977, '79, '88)	115	40-75	(1988)
15	2-13	(1988)				116	40-76	(1988)
16	3-13	(1988)	65	23-42	(1977, '88)	117	40-77	(1988)
17	3-14	(1988)	66	23-43	(1977, '88)	118	41-77	(1988)
18	3-15	(1988)	67	23-44	(1977, '88)	119	41-78	(1988)
19	3-16	(1988)	68	24-44	(1977, '88)	120	41-79	(1988)
20	4-16	(1988)	69	25-44	(1977, '88)	121	41-80	(1988)
21	5-16	(1988)	70	26-44	(1977, '88)	122	41-81	(1988)
22	5-17	(1988)	71	26-45	(1988)	123	42-81	(1988)
23	6-17	(1988)	72	26-46	(1988)	124	43-81	(1977, '88)
24	6-18	(1988)	73	26-47	(1988)	125	43-82	(1988)
25	6-19	(1988)	74	26-48	(1988)	126	43-83	(1988)
26	7-19	(1988)	75	26-49	(1988)	127	43-84	(1988)
27	7-20	(1988)	76	26-50	(1988)	128	44-84	(1988)
28	8-20	(1977, '88)	77	27-50	(1988)	129	44-85	(1988)
29	8-21	(1977, '88)	78	27-51	(1988)	130	45-85	(1988)
30	8-22	(1977)	79	28-51	(1988)	131	45-86	(1988)
31	9-22	(1977, '88)	80	29-51	(1988)	132	45-87	(1988)
32	9-23	(1977)	81	30-51	(1977, '88)	133	45-88	(1988)
33	9-24	(1977)	82	30-52	(1977, '88)	134	46-88	(1988)
34	10-24	(1977, '88)	83	30-53	(1977, '88)	135	46-89	(1988)
35	11-24	(1977, '88)	84	30-54	(1977, '88)	136	47-89	(1988)
36	11-25	(1988)	85	30-55	(1977, '88)	137	48-89	(1988)
37	11-26	(1988)	86	31-55	(1977, '88)	138	48-90	(1988)
38	11-27	(1988)	87	31-56	(1988)	139	49-90	(1988)
39	12-27	(1988)	88	31-57	(1988)	140	49-91	(1988)
40	13-27	(1988)	89	32-57	(1988)	141	49-92	(1988)
41	13-28	(1988)	90	32-58	(1988)	142	49-93	(1988)
42	14-28	(1988)	91	32-59	(1988)	143	49-94	(1988)
43	14-29	(1988)	92	32-60	(1988)	144	49-95	(1988)
44	15-29	(1988)	93	32-61	(1988)	145	49-96	(1988)
45	15-30	(1988)	94	32-62	(1988)	146	50-96	(1988)
46	15-31	(1988)	95	33-62	(1988)	147	51-96	(1988)
47	16-31	(1988)	96	34-62	(1988)	148	52-96	(1988)
48	17-31	(1977, '88)	97	34-63	(1977, '88)	149	52-97	(1988)
49	17-32	(1977, '88)	98	35-63	(1977, '88)	150	52-98	(1988)
50	17-33	(1977, '88)	99	35-64	(1977, '88)	151	52-99	(1988)
51	18-33	(1973, '77, '88)	100	35-65	(1988)	152	52-100	(1988)
			101	35-66	(1988)	153	52-101	(1988)
52	18-34	(1988)	102	35-67	(1988)	154	52-102	(1988)
53	19-34	(1979, '88)	103	35-68	(1988)	155	52-103	(1988)
54	19-35	(1988)	104	35-69	(1988)	156	53-103	(1988)
55	20-35	(1977, '79, '88)	105	35-70	(1988)	157	53-104	(1988)
			106	35-71	(1988)	158	53-105	(1988)
56	20-36	(1977, '88)	107	36-71	(1988)	159	54-105	(1988)
57	20-37	(1988)	108	37-71	(1988)	160	54-106	(1988)
58	20-38	(1988)	109	38-71	(1988)	161	60-101	(1977)
59	20-39	(1988)	110	38-72	(1988)	162	61-101	(1977)



DOUBLEHEADERS

HOME — ROAD — TOTAL (1966–1989)

YEAR	HOME W-L-S	ROAD W-L-S	TOTALS W-L-S
1966	3-2-2	0-1-2	3-3-4
1967	0-0-1	1-3-4	1-3-5
1968	0-0-1	3-2-4	3-2-5
1969	4-0-3	1-3-3	5-3-6
1970	4-1-2	0-3-4	4-4-6
1971	2-1-3	0-3-2	2-4-5
1972	1-1-7*	1-1-4	2-2-11
1973	0-4-9	0-3-1	0-7-10
1974	2-0-4	0-3-3	2-3-7
1975	2-2-3	1-1-2	3-3-5
1976	3-3-4	0-1-5	3-4-9
1977	1-0-0	0-3-2	1-3-2
1978	1-1-4	0-1-3	1-2-7
1979	1-2-1	0-3-2	1-5-3
1980	2-0-1	0-1-2	2-1-3
1981	0-0-1	0-1-0	0-1-1
1982	1-2-0	0-0-2	1-2-2
1983	1-0-2	1-1-2	2-1-4
1984	0-0-2	2-2-0	2-2-2
1985	0-2-0	0-0-2	0-2-2
1986	1-0-0	0-1-0	1-1-0
1987	0-1-0	0-0-1	0-1-1
1988	1-0-2	0-2-2	1-2-4
1989	1-1-0	0-1-3	1-2-3

*Braves won first game and tied 2nd of doubleheader, July 4 vs Chicago in Atlanta

VERSUS OPPONENTS (1966–1989)

YEAR	HOME W-L-S	ROAD W-L-S	TOTALS W-L-S
Chicago	3-0-4	0-3-6	3-3-10
Cincinnati	3-3-7	2-7-4	5-10-11
Houston	7-3-4	0-5-4	7-8-8
Los Angeles	1-4-3	1-3-2	2-7-5
Montreal	2-1-8	2-0-3	4-1-11
New York	3-2-5	1-2-3	4-4-9
Philadelphia	1-3-4	2-2-7	3-5-11
Pittsburgh	2-1-1	0-4-4	2-5-5
St. Louis	1-2-1	0-2-2	1-4-3
San Diego	5-3-5	1-3-12	6-6-17
San Francisco	3-1-10	1-9-8	4-10-18
TOTALS	31-23-52	10-40-52	41-63-107

GRAND SLAM HOMERS BY ATLANTA

June	8, 1966—Hank Aaron	vs. Fisher (New York) at New York, 3rd inning
June	12, 1966—Mathews	vs. Cardwell (Pittsburgh) at Pittsburgh, 2nd inning
July	3, 1966—Cloninger	vs. Priddy (San Francisco) at San Francisco, 1st inning
July	3, 1966—Cloninger	vs. Sadecki (San Francisco) at San Francisco, 4th inning
July	19, 1966—Torre	vs. Stallard (St. Louis) at St. Louis, 1st inning
June	14, 1967—Boyer	vs. Larry Jackson (Philadelphia) at Philadelphia, 4th inning
June	21, 1967—Uecker	vs. Herbel (San Francisco) at San Francisco, 3rd inning
June	27, 1967—Hank Aaron	vs. Blasingame (Houston) at Atlanta, 3rd inning
July	17, 1967—Alou	vs. Veale (Pittsburgh) at Atlanta, 6th inning
Aug.	29, 1967—Boyer	vs. Face (Pittsburgh) at Atlanta, 8th inning
Apr.	8, 1969—Millan	vs. Perry (San Francisco) at Atlanta, 6th inning
June	24, 1969—Tillman	vs. Mikkelsen (Los Angeles) at Atlanta, 3rd inning
July	18, 1969—Gonzales	vs. Santorini (San Diego) at Atlanta, 4th inning
Aug.	28, 1969—Hank Aaron	vs. Dal Canton (Pittsburgh) at Pittsburgh, 7th inning
Sept.	26, 1969—Cepeda	vs. Joe Niekro (San Diego) at Atlanta, 3rd inning
Apr.	10, 1970—Hank Aaron	vs. Griffin (Houston) at Houston, 3rd inning
Apr.	23, 1970—Cepeda	vs. Hartenstein (Pittsburgh) at Pittsburgh, 8th inning
Apr.	30, 1970—Carty	vs. Jenkins (Chicago) at Atlanta, 1st inning
July	26, 1970—Cepeda	vs. Hands (Chicago) at Chicago, 1st game, 5th inning
Aug.	14, 1970—King	vs. McGraw (New York) at Atlanta, 1st game, 7th inning
Sept.	2, 1970—King	vs. Sutton (Los Angeles) at Atlanta, 1st inning
May	9, 1971—Cepeda	vs. Robertson (San Francisco) at San Francisco, 3rd inning
June	20, 1971—Williams	vs. Simpson (Cincinnati) at Cincinnati, 6th inning
June	10, 1972—Hank Aaron	vs. Twitchell (Philadelphia) at Philadelphia, 6th inning
Sept.	1, 1972—Evans	vs. Scarce (Philadelphia) at Atlanta, 4th inning
May	8, 1973—Johnson	vs. Hennigan (New York) at New York, 7th inning
June	13, 1973—Evans	vs. Hernandez (Pittsburgh) at Atlanta, 4th inning
June	24, 1973—Garr	vs. Arlin (San Diego) at San Diego, 8th inning
Aug.	26, 1973—Johnson	vs. Ellis (Pittsburgh) at Atlanta, 4th inning
Apr.	26, 1974—Hank Aaron	vs. Burris (Chicago) at Atlanta, 7th inning
June	4, 1974—Hank Aaron	vs. Watt (Philadelphia) at Philadelphia, 7th inning
June	8, 1974—Lum	vs. Rogers (Montreal) at Atlanta, 4th inning
July	13, 1974—Correll	vs. Moffitt (San Francisco) at Atlanta, 7th inning
Sept.	12, 1974—Evans	vs. Tom Carroll (Cincinnati) at Cincinnati, 1st game, 2nd inning
Sept.	13, 1974—Lum	vs. Jones (San Diego) at San Diego, 1st inning
May	20, 1975—Correll	vs. Montague (Montreal) at Atlanta, 8th inning
June	17, 1975—Dave May	vs. Nolan (Cincinnati) at Cincinnati, 6th inning
June	22, 1976—Paciorek	vs. Cosgrove (Houston) at Atlanta, 3rd inning
Apr.	12, 1977—Burroughs	vs. Rhoden (Los Angeles) at Los Angeles, 3rd inning
May	15, 1977—Mathews	vs. Schultz (St. Louis) at Atlanta, 6th inning
May	17, 1977—Pocoroba	vs. Atkinson (Montreal) at Atlanta, 9th inning
June	4, 1977—Burroughs	vs. Curtis (San Francisco) at Atlanta, 1st inning



GRAND SLAMS

GRAND SLAM HOMERS BY ATLANTA (continued)

June	5, 1977—Bonnell	vs. Moffitt (San Francisco) at Atlanta, 7th inning
Aug.	12, 1977—Gilbreath	vs. Sutton (Los Angeles) at Los Angeles, 9th inning
Aug.	25, 1977—Moore	vs. Bonham (Chicago) at Atlanta, 1st inning
June	5, 1978—Murphy	vs. Tekulve (Pittsburgh) at Pittsburgh, 9th inning
June	7, 1978—Pocoroba	vs. Falcone (St. Louis) at St. Louis, 1st inning
July	2, 1978—Murphy	vs. Blue (San Francisco) at Atlanta, 5th inning
Sept.	5, 1978—Gilbreath	vs. Rasmussen (San Diego) at Atlanta, 6th inning
May	9, 1979—Matthews	vs. Whitson (San Francisco) at Atlanta, 5th inning
July	13, 1979—Burroughs	vs. Rooker (Pittsburgh) at Atlanta, 2nd inning
Aug.	17, 1980—Murphy	vs. Ripley (San Francisco) at San Francisco, 1st inning
Aug.	25, 1981—Benedict	vs. Davis (Philadelphia) at Philadelphia, 1st inning
Aug.	31, 1981—Hubbard	vs. Ruthven (Philadelphia) at Philadelphia, 1st inning
Aug.	1, 1982—Chambliss	vs. Beckwith (Los Angeles) at Atlanta, 1st inning
Sept.	9, 1982—Benedict	vs. Valenzuela (Los Angeles) at Atlanta, 6th inning
June	2, 1983—Chambliss	vs. Kaat (St. Louis) at Atlanta, 8th inning
June	20, 1983—Hubbard	vs. La Corte (Houston) at Houston, 5th inning
June	19, 1984—Kommink	vs. Cornell (San Francisco) at Atlanta, 3rd inning
May	27, 1986—Harper	vs. Walk (Pittsburgh) at Pittsburgh, 12th inning
June	3, 1986—Simmons	vs. Guante (Pittsburgh) at Atlanta, 6th inning
August	14, 1986—Griffey	vs. Lefferts (San Diego) in Atlanta, 8th inning
September	6, 1986—Horner	vs. Fansler (Pittsburgh) in Atlanta, 4th inning
May	2, 1987—Nettles	vs. Lopez (Houston) at Atlanta, 6th inning
May	2, 1987—James	vs. Solano (Houston) at Atlanta, 7th inning
July	9, 1987—Murphy	vs. Bair (Philadelphia) at Atlanta, 6th inning

GRAND SLAM HOMERS AGAINST ATLANTA

Sept.	5, 1966—Mazeroski (Pittsburgh)	vs. P. Niekro at Pittsburgh, 6th inning
Apr.	22, 1967—McCovey (San Francisco)	vs. Hernandez at San Francisco, 8th inning
Sept.	10, 1967—Rojas (Philadelphia)	vs. Upshaw at Philadelphia, 7th inning
May	14, 1969—Cleon Jones (New York)	vs. Stone at New York, 8th inning
June	8, 1969—Jerry May (Pittsburgh)	vs. Doyle at Atlanta, 7th inning
July	15, 1969—Lee May (Cincinnati)	vs. Britton at Cincinnati, 1st game, 1st inning
July	26, 1969—Mack Jones (Montreal)	vs. Jarvis at Montreal, 6th inning
Apr.	14, 1970—Henderson (San Francisco)	vs. Pappas at Atlanta, 9th inning
June	6, 1970—Staub (Montreal)	vs. Kline at Atlanta, 8th inning
June	18, 1970—Fairly (Montreal)	vs. Jaster at Montreal, 8th inning
Aug.	5, 1970—Willie Davis (Los Angeles)	vs. Cardwell at Los Angeles, 5th inning
Aug.	7, 1971—Boswell, New York	vs. Reed at Atlanta, 2nd inning
Aug.	18, 1971—Callison (Chicago)	vs. P. Niekro at Atlanta, 8th inning
Aug.	1, 1972—Colbert (San Diego)	vs. Jarvis at Atlanta, 2nd inning
Sept.	12, 1972—Bench (Cincinnati)	vs. Freeman at Atlanta, 1st inning

GRAND SLAM HOMERS VS. ATLANTA (continued)

July	4, 1973—Lee May (Houston)	vs. Frisella at Atlanta, 2nd game, 8th inning
July	13, 1973—Bailey (Montreal)	vs. P. Niekro at Atlanta, 1st game, 6th inning
Aug.	21, 1973—Wise, (St. Louis)	vs. Harrison at Atlanta, 3rd inning
Apr.	12, 1974—Rettenmund (Cincinnati)	vs. Aker at Atlanta, 7th inning
Sept.	12, 1974—Geronimo (Cincinnati)	vs. Reed at Cincinnati, 1st game, 2nd inning
Sept.	12, 1974—Bench (Cincinnati)	vs. Krause at Cincinnati, 2nd game, 4th inning
June	13, 1975—Oliver (Pittsburgh)	vs. Beard at Atlanta, 4th inning
Aug.	23, 1975—Simmons (St. Louis)	vs. P. Niekro at St. Louis, 5th inning
Apr.	24, 1976—Luzinski (Philadelphia)	vs. Messersmith at Philadelphia, 3rd inning
June	18, 1976—Madlock (Chicago)	vs. Leon at Atlanta, 7th inning
Apr.	18, 1977—Tenace (San Diego)	vs. Johnson at Atlanta, 5th inning
Apr.	24, 1977—Cey (Los Angeles)	vs. Camp at Atlanta, 8th inning
June	11, 1977—Luzinski (Philadelphia)	vs. Joey McLaughlin at Atlanta, 1st inning
July	6, 1977—Concepcion (Cincinnati)	vs. Kline at Atlanta, 8th inning
July	30, 1977—Robinson (Pittsburgh)	vs. Campbell at Atlanta, 8th inning
Aug.	15, 1977—Howe (Houston)	vs. Capra at Atlanta, 1st inning
June	30, 1978—Ivie (Houston)	vs. Campbell at Atlanta, 6th inning
July	6, 1978—Lopes (Los Angeles)	vs. Skok at Los Angeles, 11th inning
July	19, 1978—Cromartie (Montreal)	vs. Garber at Montreal, 9th inning
Aug.	25, 1978—Hendrick (San Diego)	vs. McWilliams at Atlanta, 3rd inning
Oct.	1, 1978—Bench (Cincinnati)	vs. Mickey Mahler at Cincinnati, 3rd inning
Apr.	11, 1979—Concepcion (Cincinnati)	vs. Devine at Atlanta, 5th inning
May	9, 1979—Milner (Pittsburgh)	vs. Garber at Atlanta, 9th inning
June	25, 1980—Knight (Cincinnati)	vs. Matula at Cincinnati, 1st inning
July	21, 1980—Carter (Montreal)	vs. Matula at Atlanta, 1st inning
Aug.	14, 1980—Clark (San Francisco)	vs. McWilliams at San Francisco, 1st inning
Apr.	27, 1982—Pena (Pittsburgh)	vs. Alvarez at Atlanta, 5th inning
May	4, 1982—Easler (Pittsburgh)	vs. Cowley at Pittsburgh, 3rd inning
June	19, 1982—Davis (San Francisco)	vs. Bedrosian at Atlanta, 9th inning
July	20, 1982—McGee (St. Louis)	vs. Dayley at St. Louis, 1st inning
Aug.	29, 1983—Hall (Chicago)	vs. P. Niekro at Atlanta, 5th inning
Sept.	3, 1983—Easler (Pittsburgh)	vs. Bedrosian at Atlanta, 7th inning
Sept.	14, 1983—Esasky (Cincinnati)	vs. Bedrosian at Cincinnati, 7th inning
May	15, 1984—Andujar (St. Louis)	vs. Dedmon at St. Louis, 8th inning
May	18, 1984—Pena (Pittsburgh)	vs. Garber at Pittsburgh, 8th inning



GRAND SLAM HOMERS AGAINST ATLANTA

GRAND SLAM HOMERS VS. ATLANTA (continued)

June	6, 1984—Brenly (San Francisco)	vs. Falcone at San Francisco, 3rd inning
Aug.	5, 1984—Leonard (San Francisco)	vs. Moore at Atlanta, 9th inning
May	7, 1985—Carter (New York)	vs. Sutter at New York, 8th inning
May	25, 1985—Almon (Pittsburgh)	vs. Perez at Atlanta, 4th inning
July	20, 1985—Strawberry (New York)	vs. Bedrosian at New York, 1st inning
Aug.	3, 1985—Brown (San Francisco)	vs. Mahler at Atlanta, 3rd inning
Sept.	6, 1985—Cedeno (St. Louis)	vs. Garber at St. Louis, 6th inning
Sept.	10, 1985—Brock (Los Angeles)	vs. Shields at Atlanta, 7th inning
Sept.	19, 1985—Parker (Cincinnati)	vs. Sutter at Atlanta, 9th inning
April	12, 1986—Reynolds (Houston)	vs. Mahler at Houston, 6th inning
July	11, 1986—Carter (New York)	vs. Palmer at New York, 2nd inning
September	12, 1986—Thompson (San Francisco)	vs. Acker at San Francisco, 4th inning
September	24, 1987—McGriff (Cincinnati)	vs. Clary at Atlanta, 4th inning
September	27, 1987—Maldonado (San Francisco)	vs. Cary at Atlanta, 4th inning
April	26, 1988—Hernandez (New York)	vs. Acker at Atlanta, 8th inning
September	11, 1988—Wynne (San Diego)	vs. Puleo at San Diego, 2nd inning
June	11, 1989—Doran (Houston)	vs. Puleo at Houston, 2nd inning
June	27, 1989—Benzinger (Cincinnati)	vs. Clary at Cincinnati, 7th inning
August	8, 1989—Scioscia (Los Angeles)	vs. Smoltz at Los Angeles, 2nd inning
September	4, 1989—Jack Clark (San Diego)	vs. Eichhorn at Atlanta, 7th inning
September	20, 1989—Bass (Houston)	vs. Eichhorn at Atlanta, 7th inning

GRAND SLAMS BY CURRENT BRAVES (last one in parentheses)

Davis	5	(August 16, 1987, Ron Darling, New York-N.L.)
Esasky	6	(April 28, 1989, Kevin Brown, Texas)
Evans	10	(September 5, 1987, Jeff Russell, Texas)
Murphy	4	(July 9, 1987, Doug Bair, Philadelphia)
Presley	3	(July 17, 1986, Bob Stanley, Boston)
L. Smith	2	(August 31, 1984, Nolan Ryan, Houston)
Whitt	3	(June 4, 1989, Lee Smith, Boston)

GRAND SLAMS GIVEN UP BY CURRENT BRAVES (last one in parentheses)

Clary	2	(June 27, 1989, Todd Banzinger, Cincinnati)
Leibrandt	1	(May 11, 1986, Rick Dempsey, Baltimore)
Smoltz	1	(August 8, 1989, Mike Scioscia, Los Angeles)

ATLANTA BRAVES TRIPLE PLAYS

Aug.	29, 1969	— vs. Cubs at Atlanta, 1st inning
July	15, 1978	— vs. Phillies at Atlanta, 7th inning
June	5, 1986	— vs. Padres at San Diego, 3th inning



PINCH-HIT HOME RUNS BY ATLANTA

May 21, 1966 — Aaron	vs. Chicago at Atlanta, 7th inning, none on
June 15, 1966 — Geiger	vs. New York at Atlanta, 7th inning, none on
May 12, 1967 — de la Hoz	vs. Pittsburgh at Pittsburgh, 8th inning, none on
June 17, 1967 — de la Hoz	vs. Houston at Houston, 9th inning, 1 on
Aug. 11, 1967 — Alou	vs. Houston at Atlanta, 13th inning, none on
Sept. 17, 1967 — Lau	vs. Chicago at Atlanta, 7th inning, 1 on
June 26, 1968 — Lum	vs. Philadelphia at Atlanta, 7th inning, 1 on
May 16, 1969 — Carty	vs. Montreal at Montreal, 6th inning, 2 on
Oct. 2, 1969 — Aspromonte	vs. Cincinnati at Atlanta, 3rd inning, none on
July 10, 1970 — Hall	vs. Cincinnati at Atlanta, 2nd game, 9th inning, none on
May 8, 1971 — Boyer	vs. San Francisco at San Francisco, 8th inning, 1 on
Aug. 17, 1971 — Versailles	vs. Chicago at Atlanta, 8th inning, none on
May 28, 1972 — Lum	vs. San Francisco at Atlanta, 8th inning, none on
June 17, 1972 — Breazeale	vs. Montreal at Atlanta, 9th inning, 1 on
Aug. 3, 1972 — Breazeale	vs. San Diego at Atlanta, 8th inning, 1 on
Aug. 11, 1972 — Breazeale	vs. Cincinnati at Atlanta, 8th inning, 2 on
May 13, 1973 — Aaron	vs. San Diego at Atlanta, 9th inning, 1 on
June 17, 1973 — Johnson	vs. Chicago at Atlanta, 2nd game, 7th inning, 2 on
July 9, 1973 — Casanova	vs. Philadelphia at Philadelphia, 9th inning, 1 on
May 21, 1974 — Miller	vs. San Francisco at San Francisco, 8th inning, none on
July 20, 1974 — Murrell	vs. Pittsburgh at Atlanta, 8th inning, none on
May 2, 1975 — Gaston	vs. Cincinnati at Cincinnati, 7th inning, 2 on
June 28, 1975 — Gilbreath	vs. Houston at Houston, 7th inning, none on
Aug. 10, 1975 — Lum	vs. Chicago at Atlanta, 8th inning, none on
Aug. 19, 1975 — May	vs. Philadelphia at Atlanta, 9th inning, 1 on
Aug. 31, 1975 — May	vs. Chicago at Chicago, 2nd game, 7th inning, none on.
Sept. 17, 1975 — Perez	vs. San Francisco at San Francisco, 6th inning, none on
May 9, 1976 — Gaston	vs. Pittsburgh at Pittsburgh, 7th inning, 1 on
May 12, 1976 — Wynn	vs. New York at Atlanta, 9th inning, 2 on
June 26, 1976 — Henderson	vs. San Diego at San Diego, 8th inning, 2 on
Sept. 6, 1976 — Wynn	vs. San Francisco at San Francisco, 8th inning, none on
Sept. 16, 1976 — Wynn	vs. Houston at Atlanta, 8th inning, none on
May 17, 1977 — Pocoroba	vs. Montreal at Atlanta, 9th inning, 3 on
June 15, 1977 — Gaston	vs. New York at Atlanta, 5th inning, 1 on
June 24, 1977 — Correll	vs. San Diego at Atlanta, 10th inning, 1 on
July 6, 1977 — Gaston	vs. Cincinnati at Atlanta, 4th inning, 1 on
July 24, 1977 — Nolan	vs. Pittsburgh at Pittsburgh, 7th inning, none on
Aug. 10, 1977 — Nolan	vs. San Diego at San Diego, 8th inning, none on
Sept. 18, 1977 — Asselstine	vs. Los Angeles at Los Angeles, 5th inning, 1 on
Sept. 24, 1977 — Chaney	vs. Cincinnati at Atlanta, 5th inning, none on
Aug. 26, 1978 — Beall	vs. New York at New York, 9th inning, 1 on
Sept. 1, 1978 — Murphy	vs. Pittsburgh at Pittsburgh, 1st game, 7th inning, 2 on
Sept. 2, 1978 — Office	vs. Pittsburgh at Pittsburgh, 7th inning, none on
Apr. 14, 1979 — Office	vs. Los Angeles at Los Angeles, 8th inning, 1 on
May 19, 1979 — Spikes	vs. San Francisco at Atlanta, 9th inning, none on
May 27, 1979 — Spikes	vs. San Francisco at San Francisco, 6th inning, 2 on
July 21, 1979 — Lum	vs. Chicago at Chicago, 8th inning, none on
Sept. 4, 1979 — Lum	vs. Cincinnati at Atlanta, 5th inning, none on
Sept. 5, 1979 — Lum	vs. Los Angeles at Atlanta, 8th inning, 1 on
Apr. 30, 1980 — Matthews	vs. San Diego at San Diego, 8th inning, none on
July 21, 1980 — Pocoroba	vs. Montreal at Atlanta, 5th inning, none on
Aug. 12, 1980 — Burroughs	vs. Los Angeles at Los Angeles, 9th inning, 2 on
Aug. 28, 1980 — Pocoroba	vs. St. Louis at St. Louis, 6th inning, none on
Aug. 30, 1980 — Burroughs	vs. St. Louis at St. Louis, 5th inning, 1 on
Sept. 5, 1980 — Burroughs	vs. Pittsburgh at Atlanta, 8th inning, 2 on
May 24, 1981 — Harper	vs. San Diego at Atlanta, 7th inning, none on



INSIDE THE PARK HOMERS BY ATLANTA

PINCH-HIT HOME RUNS BY ATLANTA (continued)

Aug. 19, 1981	— Asselstine	vs. New York at Atlanta, 7th inning, 2 on
May 15, 1982	— Chambliss	vs. St. Louis at Atlanta, 10th inning, 2 on
Aug. 6, 1982	— Whisenton	vs. Los Angeles at Los Angeles, 8th inning, none on
Aug. 13, 1982	— Chambliss	vs. San Diego at San Diego, 9th inning, none on
Aug. 30, 1982	— Watson	vs. Philadelphia at Philadelphia, 12th inning, 2 on
May 30, 1983	— Watson	vs. Pittsburgh at Pittsburgh, 9th inning, 1 on
July 25, 1983	— Jorgensen	vs. New York at New York, 7th inning, none on
Aug. 13, 1983	— Watson	vs. Los Angeles at Atlanta, 9th inning, 1 on
Oct. 1, 1983	— Washington	vs. San Diego at San Diego, 9th inning, none on
Aug. 19, 1984	— Komminsk	vs. St. Louis at St. Louis, 6th inning, 1 on
Apr. 21, 1985	— Harper	vs. Houston at Atlanta, 6th inning, 1 on
Aug. 31, 1985	— Chambliss	vs. Chicago at Chicago, 9th inning, none on
Sept. 2, 1985	— Washington	vs. Pittsburgh at Pittsburgh, 7th inning, none on
Sept. 13, 1985	— Perry	vs. San Francisco at Atlanta, 9th inning, none on
April 10, 1986	— Chambliss	vs. Montreal at Atlanta, 9th inning, 1 on
April 26, 1986	— Moreno	vs. Los Angeles at Los Angeles, 8th inning, 2 on
April 30, 1986	— Murphy	vs. New York at Atlanta, 5th inning, none on
May 30, 1986	— Sample	vs. Chicago at Chicago, 7th inning, none on
June 3, 1986	— Simmons	vs. Pittsburgh at Atlanta, 6th inning, 3 on
Aug. 31, 1986	— Simmons	vs. Chicago at Atlanta, 9th inning, none on
Sept. 25, 1986	— Harper	vs. Cincinnati at Cincinnati, 8th inning, none on
April 19, 1987	— Nettles	vs. San Francisco at San Francisco, 7th inning, 1 on
May 1, 1987	— Simmons	vs. Houston at Atlanta, 9th inning, 1 on
May 2, 1987	— Nettles	vs. Houston at Atlanta, 6th inning, 3 on
May 16, 1987	— Simmons	vs. Pittsburgh at Pittsburgh, 7th inning, 2 on
Aug. 6, 1987	— Roenicke	vs. San Diego at San Diego, 7th inning, none on
Sept. 12, 1987	— Nettles	vs. Los Angeles at Atlanta, 7th inning, 2 on
July 18, 1988	— James	vs. Philadelphia at Philadelphia, 8th inning, none on
Sept. 27, 1988	— Morrison	vs. Houston at Atlanta, 8th inning, none on
Aug. 22, 1989	— Gregg	vs. St. Louis at Atlanta, 8th inning, 1 on
Sept. 2, 1989	— Wetherby	vs. Cincinnati at Atlanta, 6th inning, none on
Sept. 14, 1989	— Lemke	vs. San Diego at Atlanta, 7th inning, 2 on
Sept. 17, 1989	— Gregg	vs. Los Angeles at Los Angeles, 9th inning, 1 on
Sept. 27, 1989	— McDowell	vs. Houston at Houston, 9th inning, none on

INSIDE-THE-PARK HOME RUNS BY ATLANTA

May 29, 1966	— Mathews	vs. Chicago at Chicago, 9th inning
April 17, 1969	— Jackson	vs. Houston at Houston, 4th inning
Aug. 5, 1973	— Casanova	vs. San Diego at Atlanta, 6th inning
June 6, 1976	— Paciorek	vs. Montreal at Montreal, 6th inning
May 1, 1979	— Matthews	vs. Pittsburgh at Pittsburgh, 9th inning
May 6, 1984	— Murphy	vs. Montreal at Montreal, 9th inning
Sept. 25, 1984	— Komminsk	vs. Cincinnati at Cincinnati, 8th inning
July 28, 1985	— Runge	vs. Philadelphia at Philadelphia, 7th inning
Aug. 6, 1989	— Treadway	vs. Cincinnati at Cincinnati, 7th inning

UPPER LEVEL HOME RUNS AT ATLANTA STADIUM

June 10, 1969	— Willie Smith, Chicago, vs. Ron Reed, Atlanta
June 22, 1969	— Willie McCovey, San Francisco, vs. Gary Neibauer, Atlanta, 1st game
Apr. 13, 1970	— Hank Aaron, Atlanta, vs. Frank Reberger, San Francisco
Sept. 10, 1971	— Earl Williams, Atlanta vs. Gaylord Perry, San Francisco

CLUB LEVEL HOME RUNS AT ATLANTA STADIUM

June 20, 1966	— Joe Torre, Atlanta, vs. Chris Short, Philadelphia
Sept. 7, 1968	— Jim Wynn, Houston, vs. Phil Niekro, Atlanta
Sept. 11, 1969	— Willie McCovey, San Francisco vs. Ron Reed, Atlanta
Aug. 21, 1973	— Mike Lum, Atlanta, vs. Rick Wise, Philadelphia
Aug. 20, 1980	— Cliff Johnson, Chicago, vs. Larry McWilliams, Atlanta

OPENING DAY LINE-UPS



1966-Bragan, mgr.

Alou, cf
Mathews, 3b
Aaron, rf
Carty, lf
Torre, c
Menke, ss
Thomas, 1b
Bolling, 2b
Cloninger, p

1970-Harris, mgr.

Jackson, ss
Millan, 2b
Aaron, rf
Carty, lf
Cepeda, 1b
Gonzales, cf
Boyer, 3b
Didier, c
Niekro, p

1974-Mathews, mgr.

Garr, rf
Lum, 1b
Evans, 3b
Aaron, lf
Baker, cf
Johnson, 2b
Oates, c
Robinson, ss
Niekro, p

1978-Cox, mgr.

Royster, 2b
Office, cf
Mathews, rf
Burroughs, lf
Pocoroba, c
Murphy, 1b
Bonnell, 3b
Rickett, ss
Niekro, p

1982-Torre, mgr.

Butler, cf
Hubbard, 2b
Washington, rf
Horner, 3b
Murphy, lf
Chambliss, 1b
Benedict, c
Ramirez, ss
Mahler, p

1986-Tanner, mgr.

Washington, rf
Ramirez, ss
Murphy, cf
Horner, 1b
Harper, lf
Virgil, c
Oberkfell, 3b
Hubbard, 2b
Mahler, p

1967-Hitchcock, mgr.

Menke, ss
Alou, 1b
Aaron, rf
Torre, c
Carty, lf
Jones, cf
Boyer, 3b
Woodward, 2b
Lemaster, p

1971-Harris, mgr.

Jackson, cf
Garr, lf
Aaron, rf
Cepeda, 1b
King, c
Millan, 2b
Boyer, 3b
Perez, ss
Niekro, p

1975-King, mgr.

Garr, lf
Perez, 2b
Evans, 3b
Lum, 1b
Baker, cf
Office, cf
Correll, c
Blanks, ss
Niekro, p

1979-Cox, mgr.

Bonnell, cf
Mathews, rf
Horner, 3b
Burroughs, lf
Lum, 1b
Murphy, c
Hubbard, 2b
Frias, ss
Niekro, p

1983-Torre, mgr.

Butler, cf
Ramirez, ss
Washington, rf
Murphy, lf
Horner, 3b
Chambliss, 1b
Hubbard, 2b
Benedict, c
Niekro, p

1987-Tanner, mgr.

James, cf
Thomas, ss
Roenicke, 1b
Murphy, rf
Griffey, lf
Virgil, c
Oberkfell, 3b
Hubbard, 2b
Mahler, p

1968-Harris, mgr.

Alou, cf
Jackson, ss
Aaron, rf
Torre, c
Boyer, 3b
Johnson, 1b
Lum, lf
Millan, 2b
Jarvis, p

1972-Harris, mgr.

Millan, 2b
Garr, lf
Aaron, rf
Cepeda, 1b
Williams, c
Lum, cf
Evans, 3b
Perez, ss
Niekro, p

1976-Bristol, mgr.

Office, cf
Royster, 3b
Evans, 1b
Wynn, lf
Paciorek, rf
Lacy, 2b
Pocoroba, c
Chaney, ss
Morton, p

1980-Cox, mgr.

Miller, cf
Royster, 2b
Mathews, rf
Horner, 3b
Chambliss, 1b
Murphy, lf
Pocoroba, c
Gomez, ss
Niekro, p

1984-Torre, mgr.

Washington, rf
Royster, lf
Murphy, cf
Horner, 3b
Watson, 1b
Ramirez, ss
Hubbard, 2b
Benedict, c
Barker, p

1988-Tanner, mgr.

James, cf
Garcia, 2b
Perry, 1b
Murphy, rf
Griffey, lf
Virgil, c
Oberkfell, 3b
Thomas, ss
Mahler, p

1969-Harris, mgr.

Alou, cf
Millan, 2b
Aaron, rf
Cepeda, 1b
Francona, lf
Boyer, 3b
Tillman, c
Jackson, ss
Jarvis, p

1973-Mathews, mgr.

Garr, lf
Gilbreath, 3b
Aaron, rf
Baker, cf
Evans, 1b
Johnson, 2b
Oates, c
Perez, ss
Gentry, p

1977-Bristol, mgr.

Office, cf
Royster, 3b
Montanez, 1b
Burroughs, rf
Mathews, lf
Pocoroba, c
Gilbreath, 2b
Rickett, ss
Messersmith, p

1981-Cox, mgr.

Washington, rf
Hubbard, 2b
Horner, 3b
Chambliss, 1b
Murphy, cf
Linares, lf
Benedict, c
Ramirez, ss
Boggs, p

1985-Haas, mgr.

Ramirez, ss
Harper, rf
Komminsk, lf
Murphy, cf
Horner, 3b
Chambliss, 1b
Cerone, c
Hubbard, 2b
Mahler, p

1989-Nixon, mgr.

L. Smith, lf
Gregg, rf
Perry, 1b
Murphy, cf
Davis, c
Gant, 3b
Thomas, ss
Blauser, 2b
Z. Smith, p



OPENING GAMES

OPENING GAMES—1966—1989

Year	Date	Home/ Away	Opponent	Score (Extra Innings)	Braves W/L	Pitchers Braves	of Record Opponent
1966	4/12	H	Pittsburgh	2-3 (13)	L	Cloninger	Schwall
1967	4/11	A	Houston	1-6	L	Kelley	Cuellar
	4/13	H	San Francisco	0-2	L	Cloninger	Perry
1968	4/10	A	St. Louis	1-2	L	Jarvis	Washburn
	4/12	H	Cincinnati	4-3	W	Niekro	Tsitouris
1969	4/7	H	San Francisco	5-4	W	Stone	Linzy
1970	4/7	A	San Diego	3-8	L	Niekro	Dobson
	4/13	H	San Francisco	9-3	W	Jarvis	Reberger
1971	4/5	A	Cincinnati	7-4	W	Upshaw	Granger
	4/9	H	Pittsburgh	2-8	L	Jarvis	Moose
1972	4/15	A	San Diego	5-6	L	Niekro	Kirby
	4/17	H	Los Angeles	3-8	L	Stone	Singer
1973	4/6	H	Houston	1-2 (13)	L	Upshaw	Gladding
1974	4/4	A	Cincinnati	6-7 (11)	L	Capra	C. Carroll
	4/8	H	Los Angeles	7-4	W	Reed	Downing
1975	4/7	A	Houston	2-6	L	Niekro	Dierker
	4/15	H	Houston	6-1	W	Niekro	Richard
1976	4/9	A	San Diego	2-8	L	Morton	Jones
	4/13	H	Cincinnati	1-6	L	Torrealba	Norman
1977	4/8	A	Houston	2-3 (11)	L	Johnson	Forsch
	4/15	H	Houston	4-3	W	Ruthven	Lemongello
1978	4/7	H	Los Angeles	4-13	L	Niekro	Sutton
1979	4/6	A	Houston	1-2	L	Niekro	Richard
	4/9	H	Cincinnati	4-9	L	M. Mahler	Seaver
1980	4/9	A	Cincinnati	0-9	L	Niekro	Pastore
	4/17	H	Cincinnati	1-4	L	Niekro	Pastore
1981	4/10	H	Cincinnati	5-3	W	Garber	Soto
1982	4/6	A	San Diego	1-0	W	R. Mahler	Eichelberger
	4/9	H	Houston	6-2	W	Boggs	Sutton
1983	4/4	A	Cincinnati	4-5	L	Bedrosian	Soto
	4/8	H	San Diego	4-2	W	Bedrosian	Chiffer
1984	4/3	H	Philadelphia	0-5	L	Barker	Carlton
1985	4/9	A	Philadelphia	6-0	W	Mahler	Carlton
	4/12	H	San Diego	3-7	L	Camp	Hawkins
1986	4/8	H	Montreal	6-0	W	R. Mahler	B. Smith
1987	4/7	H	Philadelphia	6-0	W	Mahler	Rawley
1988	4/5	H	Chicago	9-10 (13)	L	Acker	Bielecki
1989	4/4	A	Houston	3-10	L	Z. Smith	Scott



ALL TIME ATLANTA BRAVES TRADES

DATE	CLUB	OBTAINED	FOR
5-28-66	Chicago (NL)	Ted Abernathy, P	Lee Thomas, Inf
5-29-66	Chicago (NL)	John Hernstein, Inf-Of	Marty Keogh, Of
6-15-66	Cincinnati	Hank Fischer, P	Joey Jay, P
10-13-66	Houston	Ed Pacheco, Inf	Dan Schneider, P
		John Hoffman, C	Lee Bales, Inf
		Gene Ratliff, Of	Tom Dukes, P
11-29-66	New York (AL)	Clete Boyer, Inf	Bill Robinson, Of
			Federico Olivo, P
12-31-66	Houston	Bob Bruce, P	Eddie Mathews, Inf
		Dave Nicholson, Of	Arnold Umbach, P
			Santos Alomar, Inf
6-7-67	Philadelphia	Bob Uecker, C	Gene Oliver, Inf
6-15-67	Houston	Claude Raymond, P	Wade Blasingame, P
10-8-67	Houston	Sonny Jackson, Inf	Denny Lemaster, P
		Chuck Harrison, Inf	Denis Menke, Inf
10-10-67	Cincinnati	Deron Johnson, Inf	Mack Jones, Of
			Jay Ritchie, P
			Jim Beauchamp, Inf
			Bobby Cox, Inf
12-7-67	New York (AL)	Bob Tillman, C	
		Dale Roberts, P	
6-11-68	Cincinnati	Milt Pappas, P	Tony Cioninger, P
		Ted Davidson, P	Clay Carroll, P
		Bob Johnson, Inf	Bill Woodward, Inf
12-4-68	Houston	Bob Aspromonte, Inf	Orlando Martinez, Inf
3-17-69	St. Louis	Orlando Cepeda, Inf	Joe Torre, C-Inf
3-25-69	St. Louis	Dave Adlesh, C	Robert W. Johnson, Inf
6-12-69	San Diego	Tony Gonzalez, Of	Walt Hrinaki, C
			Van Kelly, Inf
			Andy Finlay, Of
9-8-69	California	Hoyt Wilhelm, P	Mickey Rivers, Of
		Bob Priddy, P	Clint Compton, P
10-21-69	Kansas City	Dave Wickersham, P	Ron Tompkins, P
12-2-69	Montreal	Larry Jaster, P	James A. Britton, P
			Don Johnson, C
12-3-69	Oakland	Jim Nash, P	Felipe Alou, Of
10-21-70	California	Marty Perez, Inf	John Burns, C
11-30-70	Chicago (NL)	Hoyt Wilhelm, P	Hal Breeden, Inf
12-1-70	New York (NL)	Ron Herbel, P	Bob Aspromonte, Inf
12-2-71	Texas	Paul Casanova, C	Hal King, C
6-15-72	Philadelphia	Joe Hoerner, P	Jim Nash, P
		Andre Thornton, Inf	Gary Neibauer, P
6-29-72	Oakland	Denny McLain, P	Orlando Cepeda, Inf
10-20-72	Chicago (NL)	Tom Phoebus, P	Tony LaRussa, Inf
10-27-72	Texas	Jim Panther, P	Rico Carty, Of
11-2-72	New York (NL)	Gary Gentry, P	Felix Millan, Inf
		Danny Frisella, P	George Stone, P
11-30-72	Baltimore	Pat Dobson, P	Earl Williams, C
		Roric Harrison, P	Taylor Duncan, Inf
		Dave Johnson, Inf	
		John Oates, C	
2-28-73	Montreal	Carl Morton, P	Pat Jarvis, P
4-22-73	Houston	Norm Miller, Of	Cecil Upshaw, P
5-14-73	Detroit	Gene Lamont, C	Bob Didier, C
5-19-73	Chicago (NL)	Joe Pepitone, Inf-Of	Andre Thornton, Inf
5-22-73	Houston	Larry Howard, C	Tom Heierle, C
6-7-73	New York (AL)	Frank Tepedino, Inf	Pat Dobson, P
		Wayne Nordhagen, Of	
		Alan Closter, P	
		Dave Cheadle, P	
12-3-73	Philadelphia	Barry Lersch, P	Ron Schueler, P
		Craig Robinson, Inf	Gil Garrido, Inf
		Bob Beall, Inf-Of	
11-2-74	Milwaukee	Dave May, Of	Hank Aaron, Of
		Roger Alexander, P	



ATLANTA BRAVES TRADES

ALL TIME ATLANTA BRAVES TRADES (continued)

DATE	CLUB	OBTAINED	FOR
3-26-74	Boston	Vic Correll, C	Chuck Goggin, Inf
11-8-74	San Diego	Clarence Gaston, Of	Danny Frisella, P
12-3-74	Chicago (AL)	Richie Allen, Inf	Jim Essian, C
4-17-75	Baltimore	Earl Williams, C-Inf	Jimmy Freeman, P
5-7-75	Philadelphia	Jim Essian, C	Richie Allen, Inf
		Barry Bonnell, Of	Johnny Oates, C
5-28-75	St. Louis	Elias Sosa, P	Ron Reed, P
		Ray Sadecki, P	Wayne Nordhagen, Of
6-7-75	Cleveland	Johnny Odum, P	Roric Harrison, P
		Rob Belloir, Inf	
6-11-75	San Francisco	Ed Goodson, Inf	Craig Robinson, Inf
11-17-75	Los Angeles	Jim Wynn, Of	Dusty Baker, Of
		Tom Paciorek, Of	Ed Goodson, Inf
		Lee Lacy, Inf	
12-12-75	Boston	Jerry Royster, Inf	Tom House, P
12-12-75	Cincinnati	Roger Moret, P	Mike Lum, Of
12-12-75	Chicago (AL)	Darrel Chaney, Inf	Ralph Garr, Of
		Ken Henderson, Of	Larvell Blanks, Inf
		Dick Ruthven, P	
		Danny Osborn, P	
6-13-76	San Francisco	Willie Montanez, Inf	Darrell Evans, Inf
		Craig Robinson, Inf	Marty Perez, Inf
		Jake Brown, Of	
		Mike Eden, Inf	
6-15-76	Chicago (AL)	Pete Varney, C	Johnny Odum, P
6-23-76	Los Angeles	Mike Marshall, P	Elias Sosa, P
			Lee Lacy, Inf
12-9-76	Texas	Jeff Burroughs, Of	Ken Henderson, Of
			Dave May, Of
			Carl Morton, P
			Roger Moret, P
			Adrian Devine, P
			Willie Montanez, Inf
12-8-77	Texas	Adrian Devine, P	
		Tommy Boggs, P	
		Ed Miller, Of	
6-15-78	Philadelphia	Gene Garber, P	Dick Ruthven, P
3-31-79	Montreal	Pepe Frias, Inf	Dave Campbell, P
5-25-79	Houston	Bo McLaughlin, P	Frank LaCorte, P
12-3-79	Chicago (AL)	Bill Nahorodny, C	Rick Wieters, P
12-5-79	Toronto	Chris Chambliss, Inf	Joey McLaughlin, P
		Luis Gomez, Inf	Barry Bonnell, Of
			Pat Rockett, Inf
12-7-79	Texas	Doyle Alexander, P	Adrian Devine, P
		Larvell Blanks, Inf	Pepe Frias, Inf
3-28-80	Pittsburgh	Greg Field, P	Eddie Solomon, P
12-16-80	San Francisco	John Montefusco, P	Doyle Alexander, P
		Craig Landis, Of	
3-7-81	Seattle	Carlos Diaz, P	Jeff Burroughs, Of
3-25-81	Philadelphia	Bob Walk, P	Gary Matthews, Of
3-23-82	Detroit	Roger Weaver, P	Ed Miller, Of
4-23-82	New York (AL)	Bob Watson, Inf	Scott Patterson, P
6-29-82	Pittsburgh	Pascual Perez, P	Larry McWilliams, P
		Carlos Rios, Inf	
9-10-82	New York (AL)	Tom Hausman, P	Carlos Diaz, P
8-29-83	Cleveland	Len Barker, P	Rick Behenna, P
			Brett Butler, Of
			Brook Jacoby, Inf
6-15-84	St. Louis	Ken Oberkfell, Inf	Mike Jorgensen, Inf
			Ken Dayley, P
12-4-84	New York (AL)	Rick Cerone, C	Brian Fisher, P
4-17-85	San Francisco	Johnny Rabb, Of	Alex Trevino, C
12-6-85	New York (AL)	Billy Sample, Of	Miguel Sosa, Inf
12-10-85	Philadelphia	Ozzie Virgil, C	Steve Bedrosian, P
		Pete Smith, P	Milt Thompson, Of



ALL TIME ATLANTA BRAVES TRADES (continued)

DATE	CLUB	OBTAINED	FOR
3-5-86	Milwaukee	Ted Simmons, IF/C	Rick Cerone, C David Clay, P Flavio Alfaro, IF
6-29-86	New York (AL)	Ken Griffey, OF Andre Robertson, IF Doyle Alexander, P	Paul Zuvella, IF Claude Washington, OF Paul Zuvella, IF Duane Ward, P
7-5-86	Toronto	Jim Acker, P	Joe Johnson, P
7-6-86	Toronto	Darryl Motley, OF	Steve Shields, P
9-23-86	Kansas City	Dion James, OF	Brad Komminsk
1-19-87	Milwaukee	Gary Roenicke, OF	
1-21-87		Chuck Cary, P	Terry Harper, OF
1-27-87	Detroit	Randy O'Neal, P	Freddie Tiburcio
2-2-87	Toronto	Damaso Garcia, IF	Craig McMurtry, P
7-24-87	St. Louis	Joe Boever, P	Randy O'Neal, P
8-13-87	Detroit	John Smoltz, P	Doyle Alexander, P
8-30-87	Kansas City	Player to be named later	Gene Garber, P
9-3-87	Kansas City	Terry Bell, C (as PTBNL)	Gene Garber, P
11-11-87	New York (NL)	Terry Blocker, OF	Kevin Brown, P (as PTBNL)
12-8-87	Houston	Ed Whited, INF	Mike Stoker, P Rafael Ramirez, INF
3-28-88	Cleveland	Player to be named later	Jeff Dedmon, P
6-21-88	Cleveland	Tommy Kurczewski, P (as PTBNL)	Jeff Dedmon, P
8-28-88	Pittsburgh	Player to be named later	Ken Oberkfell, INF
9-1-88	Pittsburgh	Tommy Gregg, OF (as PTBNL)	Ken Oberkfell, INF
9-29-88	Chicago (NL)	Jody Davis, C	Kevin Blankenship, P Kevin Coffman, P
7-2-89	Cleveland	Oddibe McDowell, OF	Dion James, OF
7-2-89	Montreal	Sergio Valdez, P Kevin Dean, OF	Nathan Minchey, P Zane Smith, P
8-23-89	Milwaukee	Player to be named later	Ed Romero, INF
8-24-89	Toronto	Tony Castillo, P	Jim Acker, P
8-24-89	Chicago(NL)	Player to be named later	
8-24-89	Chicago(NL)	Two players to be named later	Paul Assenmacher, P
8-29-89	Toronto	Francisco Cabrera, C-1B (as PTBNL)	Jim Acker, P
8-31-89	Chicago(NL)	Pat Gomez, P (as 1st of 2 PTBNL)	Paul Assenmacher, P
9-1-89	Milwaukee	Jay Aldrich, P (as PTBNL)	Ed Romero, INF
9-1-89	Chicago(NL)	Kelly Mann, C (as 2nd of 2 PTBNL)	Paul Assenmacher, P
12-15-89	Kansas City	Charlie Leibrandt, P	Gerald Perry, 1B
12-17-89	Toronto	Rick Luecken, P Ernie Whitt, C	Jim Lemasters, P Rick Tricek, P
1-24-90	Seattle	Kevin Batiste, OF Jim Presley, INF	Gary Eave, P Ken Pennington, INF



ATLANTA BRAVES ROSTER

TWENTY-FOUR YEAR ATLANTA BRAVES ROSTER, 1966-89

337 players have appeared in at least one game for the Atlanta Braves during the last 24 years. They are listed below along with all Atlanta Braves managers and coaches.

- **A** —
 Aaron, Hank, 1966-74
 Aaron, Tommie, 1968-71
 Abernathy, Ted, 1966
 Acker, Jim, 1986-89
 Aker, Jack, 1974
 Aldrich, Jay, 1989
 Alexander, Doyle, 1980, 1986-87
 Alomar, Santos, 1966
 Alou, Felipe, 1966-69
 Alvarez, Jose, 1981-82, 1988-89
 Aspromonte, Bob, 1969-70
 Asselstine, Brian, 1976-81
 Assenmacher, Paul, 1986-89
 Autry, Al, 1976
- **B** —
 Baker, Dusty, 1968-75
 Bales, Lee, 1966
 Barber, Steve, 1970-72
 Barker, Len, 1983-85
 Beall, Bob, 1975, 1978-79
 Beard, Mike, 1974-77
 Beauchamp, Jim, 1967
 Bedrosian, Steve, 1981-85
 Behenna, Rick, 1983
 Bell, Terry, 1987
 Belloir, Rob, 1975-78
 Benedict, Bruce, 1978-89
Berosa, Gerolamo, 1985-
 Blankenship, Kevin, 1988
 Blanks, Larry, 1972-75, 80
 Blasini, Wade, 1966-67
Blauser, Jeff, 1988-
Blocher, Terry, 1988-
Boever, Joe, 1987-
 Boggs, Tommy, 1978-83
 Bolling, Frank, 1966
 Bonnell, Barry, 1977-79
 Bouton, Jim, 1978
 Boyer, Clete, 1967-71
 Bradford, Larry, 1977, 79-81
 Brezause, Jim, 1969, 71-72
 Britton, Jim, 1967-69
 Brizzolari, Tony, 1979, 83-84
 Brown, Oscar, 1969-73
 Bruce, Bob, 1967
 Burnhous, Jeff, 1977-80
 Butcher, Brett, 1981-83
- **C** —
 Cabrera, Francisco, 1989-
 Camp, Rick, 1976-78, 80-85
 Campbell, Dave, 1977-78
 Capra, Buzz, 1974-77
 Cardwell, Don, 1970
 Carroll, Clay, 1966-68
 Cary, Chuck, 1987-88
 Carly, Rico, 1966-72
 Casanova, Paul, 1972-74
Castillo, Tony, 1989-
 Causey, Wayne, 1968
 Cepeda, Orlando, 1969-72
 Cerone, Rick, 1985
 Chambliss, Chris, 1980-86
 Chaney, Darrel, 1976-79
 Chastdie, Dave, 1973
 Clark, Glenn, 1967
Clary, Marty, 1987, 89-
 Cline, Iy, 1966-67
 Cloninger, Tom, 1966-68
 Closter, Alan, 1973
 Coffman, Kevin, 1987-88
 Collins, Don, 1977
 Cooper, Gary, 1980
 Correll, Vic, 1974-77
 Crowley, Joe, 1982
 Crowley, Terry, 1976
- **D** —
 Dal Canton, Bruce, 1975-76
 Davey Mike, 1977-78
 Davidson, Ted, 1968
Davis, Jody, 1988-
 Davis, Trench, 1987
 Daykin, Ken, 1982-84
 Dedmon, Jeff, 1983-87
 de la Hoz, Mike, 1966-67
 Denson, Drew, 1989-
 Devine, Adrian, 1973-76, 78-79
 Diaz, Carlos, 1982
 Didier, Bob, 1969-72
 Dietz, Dick, 1973
 Dobson, Pat, 1973
 Doyle, Paul, 1969
- **E** —
 Easterly, Jamie, 1974-79
 Eave, Gary, 1988-
 Eden, Mike, 1976
 Eichelberger, Juan, 1988
 Eichhorn, Mark, 1989
Evans, Darrell, 1969-76, 1989-
- **F** —
 Falcone, Pete, 1983-84
 Fischlin, Hank, 1966
 Fischlin, Mike, 1987
 Ford, Wenty, 1973
 Forster, Terry, 1983-85
 Foster, Leo, 197-74
 Francona, Tito, 1967-69
 Freeman, Jimmy, 1972-73
 Fries, Pepe, 1979
 Frisella, Danny, 1973-74
- Fuller, John, 1974
- **G** —
Gant, Ron, 1987-
 Garber, Gene, 1978-87
 Garcia, Damaso, 1988
 Garr, Ralph, 1968-75
 Garrett, Adrian, 1966
 Garrido, Gil, 1968-72
 Gaston, Clarence, 1967, 75-78
 Gatewood, Aubrey, 1970
 Geuzer, Gary, 1966-67
 Gentry, Gary, 1973-75
 Gilbreath, Rod, 1972-78
Glavine, Tom, 1987-
 Goggin, Chuck, 1973
 Gomez, Luis, 1980-81
 Gonzalez, Tony, 1969-70
 Goodson, Ed, 1975
Greene, Tommy, 1989-
 Gregg, Tommy, 1988-
 Griffler, Ken, 1986-88
 Guinn, Skip, 1968
- **H** —
 Hall, Albert, 1981-88
 Hall, Jimmie, 1970
 Hanna, Preston, 1975-82
 Hardin, Jim, 1972
 Hargan, Steve, 1977
 Harpet, Terry, 1980-86
 Harrison, Roric, 1973-75
 Hausman, Tom, 1982
 Henderson, Ken, 1976
Henry, Duwayne, 1988-
 Herbel, Ron, 1971
 Hermoso, Angel, 1967
 Hernandez, Ramon, 1967
 Herrstein, John, 1966
 Hill, Garry, 1969
 Hippaul, Herb, 1966
 Hoerner, Joe, 1972-78
 Horner, Bob, 1976-86
 House, Tom, 1971-75
 Howard, Larry, 1973
 Hrabosky, Al, 1980-82
 Hrinick, Walt, 1968-69
 Hubbard, Glenn, 1978-87
- **J** —
 Jackson, Sonny, 1968-74
 Jacoby, Brook, 1961, 83
 James, Dion, 1987-89
 Jarvis, Pat, 1966-72
 Jaster, Larry, 1970, 72
 Jay, Joey, 1966
 Jimenez, German, 1988
 Johnson, Bob D., 1977
 Johnson, Bob, W., 1968
 Johnson, Dave, 1973-75
 Johnson, Deron, 1968
 Johnson, Joe, 1985-86
 Johnson, Ken, 1966-69
 Johnson, Randy, 1962-84
 Jones, Mack, 1966-87
 Jorgensen, Mike, 1983-84
 Justice, David, 1989
- **K** —
 Kelley, Dick, 1966-68
 Kelley, Tom, 1971-73
 Kester, Rick, 1968-70
 Keough, Marty, 1966
 Kline, Hal, 1970-71
 Kline, Ron, 1970
 Kline, Steve, 1977
 Kommink, Brad, 1983-86
 Kopacz, George, 1966
 Krausse, Lew, 1974
- **L** —
 LaCorte, Frank, 1975-79
 Lacy, Lee, 1976
 LaRussa, Tony, 1971
 Lau, Charlie, 1967
 Lemaster, Denny, 1966-67
Lemka, Mark, 1988-
 Leon, Max, 1973-78
Lilliquist, Derek, 1989-
 Linares, Rufino, 1981-82, 84
 Lum, Mike, 1967-75, 79-81
- **M** —
 Macha, Mike, 1979
 Maddox, Jerry, 1978
 Mahler, Mickey, 1977-79
 Mahler, Rick, 1979-88
 Mann, Kelly, 1988-
 Marshall, Mike, 1976-77
 Martinez, Marty, 1967-68
 Mathews, Eddie, 1966
 Mathews, Gary, 1977-80
 Matula, Rick, 1979-81
 Maxie, Larry, 1969
 May, Dave, 1975-76
McDowell, Oddie, 1989-
 McLain, Denny, 1972
 McLaughlin, Joey, 1977, 79
 McLaughlin, Bo, 1979
 McMurtry, Craig, 1983-86
 McQueen, Mike, 1969-72
 McWilliams, Larry, 1978-82, 87
 Menke, Dennis, 1966-67
Mercker, Kent, 1989-
 Messersmith, Andy, 1976-77
- Millan, Felix, 1966-72
 Miller, Ed, 1978-81
 Miller, Norm, 1973-74
 Miller, Stu, 1968
 Mizerock, John, 1989-
 Montanez, Willie, 1976-77
 Montefusco, John, 1981
 Moore, Alvin, 1976-77
 Moore, Donnie, 1982-84
 Moreno, Omar, 1986
 Moret, Roger, 1976
 Morrison, Jim, 1988
 Morton, Carl, 1973-76
 Motley, Darryl, 1986-1987
Murphy, Dale, 1978-
 Murrell, Ivan, 1974
- **N** —
 Nahorodny, Bill, 1980-81
 Nash, Jim, 1970-72
 Navarro, Julio, 1970
 Neibauer, Gary, 1969-73
 Nettles, Graig, 1987
 Nicholson, Dave, 1967
 Niecko, Joe, 1973-74
 Niecko, Phil, 1966-83, 1987
 Nolan, Joe, 1975, 77-80
- **O** —
 Oates, Johnny, 1973-75
 Oberkfell, Ken, 1984-88
 O'Dell, Billy, 1966
 Odum, John, 1979
 Office, Rowland, 1977-79
 Oliver, Gene, 1966-67
 Olivo, Chi, Chi, 1966
 Olwine, Ed, 1986-88
 O'Neal, Randy, 1987
 Owen, Terry, 1981-85
- **P** —
 Paciorek, Tom, 1976-78
 Page, Mike, 1968
 Palmer, David, 1986-87
 Panther, Jim, 1973
 Pappas, Milt, 1968-70
 Payne, Mike, 1984
 Peplitone, Joe, 1973
 Perez, Marty, 1971-76
 Perez, Pascual, 1982-85
 Perry, Gaylord, 1981
 Perry, Gerald, 1983-89
 Pierce, Jack, 1973-74
 Pocaroba, Bill, 1975-84
 Porter, Bob, 1981-82
 Priddy, Bob, 1969-71
 Puleo, Charlie, 186-89
- **R** —
 Rabb, Johnny, 1985
 Rakow, Ed, 1967
 Ramirez, Rafael, 1980-87
 Raymond, Claude, 1967-69
 Reed, Ron, 1966-75
Richards, Rusty, 1989-
 Ritchie, Jay, 1966-67
 Robinson, Bill, 1966
 Robinson, Craig, 1974-77
 Rockett, Pat, 1976-78
 Roenicke, Gary, 1987-88
 Romero, Ed, 1989
 Royster, Jerry, 1976-84, 1988
 Ruiz, Chico, 1978, 80
 Runge, Paul, 1981-88
 Russell, John, 1989
 Ruthven, Dick, 1976-78
- **S** —
 Sadecki, Ray, 1975
 Sadowski, Ed, 1966
 Sample, Billy, 1986
 Santonni, Al, 1968
 Schneider, Dan, 1966
 Schueler, Ron, 1972-73
 Schuler, Dave, 1985
 Schwall, Don, 1966-67
 Shields, Steve, 1985-86
 Simmons, Ted, 1986-88
 Sinalro, Matt, 1981-84
 Skok, Craig, 1978-79
 Small, Hank, 1978
 Smith, Ken, 1981-82
Smith, Lonnie, 1988-
Smith, Pete, 1987-
 Smith, Zane, 1984-89
 Smoltz, John, 1988-
 Sosa, Elias, 1975-76
 Spikes, Charlie, 1979-80
 Staehle, Marv, 1971
Stanton, Mike, 1989-
 Stone, George, 1967-72
 Solomon, Eddie, 1977-79
 Speck, Cliff, 1986
 Sutter, Bruce, 1985-88
- **T** —
 Tepedino, Frank, 1973-75
 Theiss, Duane, 1977-78
Thomas, Andres, 1985-
 Thomas, Lee, 1966
 Thompson, Mike, 1974-75
 Thompson, Mill, 1984-85
 Tilman, Bob, 1968-70
 Torre, Joe, 1966-68
- Torrealba, Pablo, 1975-76
Treadway, Jeff, 1989-
 Trevino, Alex, 1984
- **U** —
 Uecker, Bob, 1967
 Umbach, Arnie, 1966
 Uphshaw, Cecil, 1966-73
- **V** —
 Valdespino, Sandy, 1988
Valdez, Sergio, 1989-
 Varney, Pete, 1976
 Vaughan, Charlie, 1966, 69
 Velazquez, Freddie, 1973
 Versalles, Zoilo, 1971
 Virgil, Ozzie, 1986-88
- **W** —
 Walk, Bob, 1981-83
 Ward, Duane, 1966
 Washington, Claudell, 1981-86
 Watson, Bob, 1983-84
 Wessinger, Jim, 1979
 Wetherby, Jeff, 1989
 Whisenont, Larry, 1977-79, 81-82
 Wilhelm, Hoyt, 1969-71
 Williams, Earl, 1970-72, 75-76
 Whited, Ed, 1989
 Woodward, Woody, 1966-68
 Wynn, Jim, 1976
- **Z** —
 Ziem, Steve, 1987
 Zuvella, Paul, 1982-85
- MANAGERS**
 Bragan, Bobby, 1966
 Bristol, Dave, 1976-77
 Cox, Bobby, 1978-81
 Haas, Eddie, 1985
 Harris, Luman, 1968-72
 Hitchcock, Billy, 1967
 King, Clyde, 1974-75
 Mathews, Eddie, 1972-74
Wilson, Russ, 1988-
 Ryan, Connie, 1975
 Silvestri, Ken, 1967
 Tanner, Chuck, 1986-88
 Torre, Joe, 1982-84
 Turner, Ted, 1977
 Wine, Bobby, 1985
- COACHES**
 Aaron, Tommie, 1979-84
 Adair, Billy, 1967
 Appling, Luke, 1981, 84
 Bartiromo, Tony, 1986-88
 Benson, Vern, 1976-77
 Boyer, Cloyd, 1978-81
 Burdette, Lew, 1972-73
 Burgess, Tom, 1978
 Busby, Jim, 1968-75
 Cannizzaro, Chris, 1976-78
Dal Canton, Bruce, 1987-
 Dews, Bobby, 1979-81, 85
 Dorish, Harry, 1968-71
 Gibson, Bob, 1982-84
 Goodman, Billy, 1968-70
 Grammas, Alex, 1979
 Haas, Eddie, 1974-77, 84
 Hartsfield, Roy, 1973
 Hitchcock, Billy, 1966
 Jackson, Sonny, 1982-83
Jones, Clarence, 1965, 1988-
 Kennedy, Bob, 1967
Majlyka, Roy, 1988-
 Mathews, Eddie, 1971-72
 Maxvill, Dal, 1982-84
 Mazonne, Leo, 1985
 Monchak, Al, 1986-88
 Morales, Rich, 1987
 Moon, Russ, 1986-87
 Paige, Satchel, 1968
 Pignaturo, Joe, 1982-84
 Resinger, Grover, 1966
 Ryan, Connie, 1971, 73-74
 Sain, Johnny, 1977, 85-88
 Silvestri, Ken, 1966-75
 Skinner, Bob, 1986-88
Salkler, Brian, 1985, 1988-
 Stargell, Willie, 1986-88
 Starrette, Herm, 1974-76
 Sullivan, John, 1980-81
 Walker, Rube, 1982-84
 Ward, Pete, 1978
 White, Jo Jo, 1966
Wine, Bobby, 1985, 1988-
 Wyatt, Whitlow, 1966-67

ATLANTA ATTENDANCE



YEAR-BY-YEAR ATTENDANCE IN ATLANTA

Year	Home			Away		
	Attendance	Home Dates	Average	Attendance	Away Dates	Average
1966	1,539,801	76	20,260	1,398,368	77	18,160
1967	1,389,222	80	17,365	1,226,510	72	17,035
1968	1,126,540	80	14,081	1,121,620	72	15,578
1969	1,458,320	74	19,707	1,346,487	74	18,196
1970	1,078,848	74	14,579	1,352,365	74	18,275
1971	1,006,320	76	13,241	1,456,512	75	19,420
1972	752,973	68	11,073	1,396,486	71	19,669
1973	800,655	68	11,774	1,546,201	77	20,081
1974	981,085	75	13,081	1,685,587	76	22,179
1975	534,672	73	7,324	1,375,545	77	17,862
1976	818,179	71	11,524	1,197,982	75	15,973
1977	872,464	80	10,906	1,383,686	76	18,206
1978	904,494	75	12,060	1,594,956	76	20,986
1979	769,465	75	10,260	1,636,611	76	21,534
1980	1,048,411	77	13,616	1,544,747	78	19,804
1981*	535,418	49	10,927	1,152,852	56	20,587
1982	1,801,985	78	23,102	1,985,595	79	25,134
1983	2,119,935	77	27,532	1,855,533	78	23,789
1984	1,724,892	79	21,834	1,635,406	77	21,239
1985	1,350,137	79	17,090	1,658,044	79	20,988
1986	1,387,181	80	17,340	1,840,076	79	23,292
1987	1,217,402	80	15,218	1,911,559	79	24,197
1988	848,089	76	11,159	1,819,007	77	23,623
1989	984,930	77	12,791	1,936,802	78	24,831
Totals	27,051,418	1797	15,054	37,059,137	1808	20,497

*Interrupted by strike

TOP TEN ATLANTA REGULAR SEASON BASEBALL CROWDS

Date	Attendance	Opponent	Score
1. April 8, 1974	53,775	Los Angeles	7-4
2. Aug. 9, 1966	52,270	Los Angeles	2-1
3. June 26, 1966	51,275	Los Angeles	1-2
4. Apr. 12, 1966	50,671	Pittsburgh	2-3
5. July 4, 1972	50,597	Chicago	5-3, 1-3
6. July 4, 1977	50,595	Cincinnati	5-4
7. July 24, 1976	50,419	Cincinnati	5-4, 3-6
8. July 4, 1982	48,905	Cincinnati	4-1
9. Aug. 13, 1983	48,566	Los Angeles	8-7
10. July 2, 1983	48,537	Cincinnati	4-2

TEN SMALLEST REGULAR SEASON CROWDS AT ATLANTA FULTON COUNTY STADIUM

Date	Attendance	Opponent	Score	Day
1. Sept. 8, 1975	737	Houston	6-9	Mon. (N)
2. Sept. 6, 1977	877	San Francisco	2-12	Tue.(N)
3. Sept. 14, 1976	970	Houston (DH)	3-4,4-3	Tue. (N)
4. Sept. 24, 1974	1,045	San Francisco	7-6	Wed. (N)
5. Sept. 4, 1975	1,062	San Diego	2-1	Thu. (N)
6. Sept. 3, 1975	1,119	San Diego	9-10	Wed. (N)
7. Sept. 15, 1976	1,145	Houston	3-4	Wed. (N)
8. Sept. 5, 1978	1,192	San Diego	8-1	Tue. (N)
9. Sept. 28, 1976	1,306	San Francisco	1-4	Tue. (N)
10. Sept. 17, 1973	1,362	San Diego	7-0	Mon. (N)



ATTENDANCE RECORDS

ATLANTA STADIUM ATTENDANCE HIGHS


	Date	Attendance	Opponent	Score
Single Game	Apr. 8, 1974	53,775	Los Angeles	7-4
Day Game	June 26, 1966	51,275	Los Angeles	1-2
Night Game	Apr. 8, 1974	53,775	Los Angeles	7-4
Day Doubleheader	July 18, 1971	46,489	San Francisco	4-5, 4-2
Twilight Doubleheader	July 4, 1972	50,497	Chicago	5-3, 1-3
Opening Night	Apr. 8, 1974	53,775	Los Angeles	7-4
Four-Game Series	June 24-26, 1966	160,607	Los Angeles	—
Three-Game Series	Aug. 12-14, 1983	143,968	Los Angeles	—
Two-Game Series	July 26-27, 1986	77,738	New York	—
Memorial Day	May 30, 1966(T-N)	40,702	Los Angeles	6-10
Independence Day	July 4, 1972(T-N)	50,597	Chicago	5-3, 1-3
Labor Day	Sept. 5, 1983(N)	19,116	Houston	7-5
Weeknight	Apr. 8, 1974(Mon.)	53,775	Los Angeles	7-4
Saturday	July 24, 1977(T-N)	50,419	Cincinnati	5-4, 3-6
Sunday	June 26, 1966	51,275	Los Angeles	1-2

The smallest crowd in Atlanta-Fulton County Stadium history was 737, Monday, Sept. 8, 1975 against Houston. Houston won 9-6.

HIGHEST ATLANTA ATTENDANCES VS. N.L. CLUBS

Club	Date	Attendance	Score
Chicago	July 4, 1972	50,597	5-1, 3-3
Cincinnati	July 4, 1977	50,595	5-4
Houston	April 15, 1977	46,499	4-3
Los Angeles	April 8, 1974	53,775	7-4
Montreal	July 16, 1983	48,139	6-3
New York	June 11, 1974	45,296	4-3
Philadelphia	August 17, 1974	45,805	7-6
Pittsburgh	April 12, 1966	50,671	2-3
St. Louis	May 15, 1982	48,433	6-7
San Diego	July 4, 1980	46,071	9-0
San Francisco	June 11, 1983	48,381	6-7

IN
REVIEW





FINAL 1989 STATISTICS

1989 FINAL NATIONAL LEAGUE STANDINGS

N.L. East	Won	Lost	PCT.	GB	A.L. East	Won	Lost	PCT.	GB
Chicago	93	69	.574	—	Toronto	89	73	.549	—
New York	87	75	.537	6.0	Baltimore	87	75	.537	2.0
St. Louis	86	76	.531	7.0	Boston	83	79	.512	6.0
Montreal	81	81	.500	12.0	Milwaukee	81	81	.500	8.0
Pittsburgh	74	88	.457	19.0	New York	74	87	.460	14.5
Philadelphia	67	95	.414	26.0	Cleveland	73	89	.451	16.0
					Detroit	59	103	.364	30.0

N.L. West	Won	Lost	PCT.	GB	A.L. West	Won	Lost	PCT.	GB
San Francisco	92	70	.568	—	Oakland	99	63	.611	—
San Diego	89	73	.549	3.0	Kansas City	92	70	.568	7.0
Houston	86	76	.531	6.0	California	91	71	.562	8.0
Los Angeles	77	83	.481	14.0	Texas	83	79	.512	16.0
Cincinnati	75	87	.456	17.0	Minnesota	80	82	.494	19.0
Atlanta	63	97	.394	28.0	Seattle	73	89	.451	26.0
					Chicago	69	92	.429	29.5

NATIONAL LEAGUE TEAM STATISTICS

CLUB BATTING

CLUB	AVG.	G	AB	R	H	TB	2B	3B	HR	RBI	SH-SFHP	BB-IBB	SO	SB-CS	DP	LOB	SHO	SLG	OBP	
Chicago	.261	162	5513	702	1438	2135	235	45	124	653	80-50	26	472-75	921	136-57	114	1093	12	.387	.319
St. Louis	.258	164	5492	632	1418	1994	263	47	73	587	78-43	21	507-59	848	155-54	120	1143	11	.363	.321
San Diego	.251	162	5422	642	1360	1999	215	32	120	598	95-41	9	552-79	1013	136-67	115	1134	10	.369	.319
San Francisco	.250	162	5469	699	1365	2133	241	52	141	647	82-39	40	508-83	1071	87-54	84	1113	6	.390	.316
Montreal	.247	162	5482	632	1353	1980	267	30	100	587	71-46	35	572-83	958	160-70	119	1166	15	.361	.319
Cincinnati	.247	162	5520	632	1362	2045	243	28	128	588	66-49	30	493-67	1028	128-71	96	1115	15	.370	.309
New York	.246	162	5489	683	1351	2114	280	21	147	633	56-48	33	504-69	934	158-53	87	1103	9	.385	.311
Philadelphia	.243	163	5447	629	1324	1980	215	36	123	594	57-42	22	558-57	926	106-50	107	1152	16	.364	.314
Pittsburgh	.241	164	5539	637	1334	1988	263	53	95	584	83-51	24	563-91	914	155-69	115	1143	12	.359	.311
Los Angeles	.240	160	5465	554	1313	1855	241	17	89	513	83-41	27	507-77	885	81-54	98	1171	17	.339	.306
Houston	.239	162	5516	647	1316	1902	239	28	97	598	83-44	27	530-62	860	144-62	80	1125	10	.345	.306
Atlanta	.234	161	5463	584	1281	1910	201	22	128	544	65-42	24	485-51	996	83-54	94	1096	14	.350	.298

CLUB PITCHING

CLUB	W-L	ERA	G	CG	SHO	REL	SV	IP	H	R	ER	HR	HB	BB-IBB	SO	WP	BK	AVG.
Los Angeles	77-83	2.95	160	25	19	285	36	1463.1	1278	536	479	95	27	504-73	1052	53	14	.237
New York	87-75	3.29	162	24	12	274	38	1454.1	1260	595	532	115	26	532-45	1108	50	24	.231
San Francisco	92-70	3.30	162	12	16	318	47	1457.0	1320	600	535	120	24	471-54	802	37	26	.243
St. Louis	86-76	3.36	164	18	18	358	43	1461.0	1330	608	546	84	30	482-89	844	40	16	.243
San Diego	89-73	3.38	162	21	11	245	52	1457.1	1359	626	547	133	21	481-51	933	42	15	.249
Chicago	93-69	3.43	162	18	10	338	55	1460.1	1369	623	556	106	25	532-70	918	44	24	.250
Montreal	81-81	3.48	162	20	13	287	35	1468.1	1344	630	567	120	31	519-62	1059	40	20	.245
Pittsburgh	74-88	3.64	164	20	9	325	40	1487.2	1394	680	602	121	29	539-78	827	55	20	.248
Houston	86-76	3.64	162	19	12	346	38	1479.1	1379	669	599	105	25	551-94	965	50	23	.247
Atlanta	63-97	3.70	161	15	8	340	33	1447.2	1370	680	595	114	16	468-57	966	48	17	.250
Cincinnati	75-87	3.73	162	16	9	339	37	1464.1	1404	691	607	125	33	559-105	981	39	22	.253
Philadelphia	67-95	4.04	163	10	10	348	33	1433.1	1408	735	644	127	31	613-75	899	91	18	.259

FINAL 1989 STATISTICS



NATIONAL LEAGUE TEAM STATISTICS (continued) CLUB FIELDING

Club	PCT	G	PO	A	E	TC	DP	TP	PB
St. Louis	.982	164	4383	1856	112	6351	134	0	12
San Francisco	.982	162	4371	1725	114	6210	135	0	11
Los Angeles	.981	160	4390	1668	118	6176	153	0	10
Cincinnati	.980	162	4393	1671	121	6185	108	1	8
Chicago	.980	162	4381	1722	124	6227	130	0	12
Montreal	.979	162	4405	1821	136	6362	126	1	11
Philadelphia	.979	163	4300	1771	133	6204	136	0	6
Houston	.977	162	4438	1653	142	6233	121	0	14
New York	.976	162	4363	1462	144	5969	110	1	11
San Diego	.976	162	4372	1822	154	6348	147	1	14
Atlanta	.976	161	4343	1722	152	6217	124	0	14
Pittsburgh	.975	164	4463	1756	160	6379	130	0	19

BRAVES' 1989 FINAL BATTING STATISTICS

Player	AVG	G	AB	R	H	TB	2B	3B	HR	RBI	SH-SF	HP	BB-IBB	SO	SB-CS	DP	E	SLG	OBP	GI	
																				DP	E
Benedict	.194	66	160	12	31	37	3	0	1	6	2-0	1	23-4	18	0-0	1	2	.231	.299		
Berroa	.265	81	136	7	36	46	4	0	2	9	0-0	0	7-1	32	0-1	2	2	.338	.301		
Blauser	.270	142	456	63	123	187	24	2	12	46	8-4	1	38-2	101	5-2	7	21	.410	.235		
Blocher	.226	26	31	1	7	8	1	0	0	1	0-0	0	1-0	5	1-0	0	0	.258	.250		
Cabrera	.214	4	14	0	3	5	2	0	0	0	0-0	0	0-0	3	0-0	0	1	.357	.214		
Davis	.169	78	231	12	39	56	5	0	4	19	1-1	1	23-3	61	0-0	8	6	.242	.246		
Denson	.250	12	36	1	9	10	1	0	0	5	0-0	0	3-0	9	1-0	0	1	.278	.308		
RIGHT	.188	16	3	4	1	0	0	0	0	0	0-0	0	2-0	3	0	0	0	.250	.278		
LEFT	.300	20	6	6	0	0	0	0	5	0	0	0	1-0	6	0	0	0	.300	.333		
Evans	.207	107	276	31	57	98	6	1	11	39	0-6	0	41-6	46	0-1	1	10	.355	.303		
Gant	.177	75	260	26	46	87	8	3	9	25	2-2	1	20-0	63	9-6	0	17	.335	.237		
Gregg	.243	102	276	24	67	93	8	0	6	23	3-1	0	18-2	45	3-4	4	2	.337	.288		
James	.259	63	170	15	44	54	7	0	1	11	3-1	1	25-2	23	1-3	4	0	.259	.355		
Justice	.235	16	51	7	12	18	3	0	1	3	1-0	1	3-1	9	2-1	1	0	.353	.291		
Lemke	.182	14	55	4	10	20	2	1	2	10	0-0	0	5-0	7	0-1	1	0	.364	.250		
RIGHT	.412	17	7	16	1	1	2	8	0	0	0	0	1-0	0	0	0	0	.941	.444		
LEFT	.079	38	3	4	1	0	0	2	0	0	0	0	4-0	7	1	1	0	.105	.167		
Mann	.208	7	24	1	5	7	2	0	0	1	0-0	1	0-0	6	0-0	1	0	.292	.240		
McDowell	.304	76	280	56	85	132	18	4	7	24	1-0	0	27-3	37	15-10	0	4	.471	.365		
Mizerock	.222	11	27	1	6	6	0	0	0	2	0-0	0	0-0	3	0-0	0	0	.222	.222		
Murphy	.228	154	574	60	131	207	16	0	20	84	0-6	2	65-10	142	3-2	14	5	.361	.306		
Perry	.252	72	266	24	67	90	11	0	4	21	0-2	3	32-5	28	10-6	5	9	.338	.337		
Romero	.263	7	19	1	5	9	1	0	1	1	0-0	0	0-0	0	0-0	1	1	.474	.263		
Russell	.182	74	159	14	29	37	2	0	2	9	0-1	1	8-1	53	0-0	4	4	.233	.225		
Smith	.315	134	482	89	152	257	34	4	21	79	1-7	11	76-3	95	25-12	7	2	.533	.415		
Thomas	.213	141	554	41	118	175	18	0	13	57	1-4	0	12-3	62	3-3	17	29	.316	.228		
Treadway	.277	134	473	58	131	179	18	3	8	40	6-5	0	30-3	38	3-2	9	12	.378	.317		
Wetherby	.208	52	48	5	10	17	2	1	1	7	2-1	0	4-0	6	1-0	2	0	.354	.264		
Whited	.162	36	74	5	12	18	3	0	1	4	1-1	0	6-2	15	1-0	2	5	.243	.222		
Acker	.143	59	7	0	1	1	0	0	0	0	0-0	0	0-0	2	0-0	1	0	.143	.143		
Aldrich	.000	8	1	0	0	0	0	0	0	0	0-0	0	0-0	1	0-0	0	1	.000	.000		
Alvarez	.000	30	3	0	0	0	0	0	0	0	2-0	0	0-0	2	0-0	0	0	.000	.000		
Assenmacher	.000	49	2	0	0	0	0	0	0	0	0-0	0	0-0	1	0-0	1	0	.000	.000		
Boever	.000	66	1	0	0	0	0	0	0	0	0-0	0	0-0	0	0-0	0	0	.000	.000		
Castillo	.000	12	1	0	0	0	0	0	0	0	0-0	0	0-0	1	0-0	0	0	.000	.000		
Clay	.161	18	31	3	5	5	0	0	0	1	5-0	0	3-0	7	0-0	0	0	.161	.235		
Eave	.000	3	6	0	0	0	0	0	0	0	1-0	0	0-0	3	0-0	0	0	.000	.000		
Eichhorn	.000	45	2	0	0	0	0	0	0	0	1-0	0	0-0	1	0-0	0	0	.000	.000		
Glavine	.149	30	67	6	10	12	0	1	0	4	4-0	0	5-0	20	0-0	0	4	.179	.208		
Greene	.100	4	10	1	1	1	0	0	0	0	0-0	0	0-0	3	0-0	0	0	.100	.100		
Lilliquist	.190	36	63	5	12	13	1	0	0	4	3-0	0	0-0	12	0-0	0	2	.206	.190		
Mercker	.000	2	1	0	0	0	0	0	0	0	0-0	0	0-0	0	0-0	0	0	.000	.000		
Puleo	.000	15	1	0	0	0	0	0	0	0	1-0	0	0-0	1	0-0	0	0	.000	.000		
Richards	.000	2	3	0	0	0	0	0	0	0	1-0	0	0-0	2	0-0	0	0	.000	.000		
Smith, P.	.098	29	41	2	4	6	0	1	0	3	5-0	0	4-0	9	0-0	1	1	.146	.178		
Smoltz	.113	33	62	6	7	13	1	1	1	6	6-0	0	6-0	23	0-0	0	7	.210	.191		
Valdez	1.000	19	1	0	1	1	0	0	0	0	0-0	0	0-0	0	0-0	0	0	1.000	1.000		
PITCHERS	.136	161	294	23	40	51	2	3	1	18	29-0	0	18-0	85	0-0	1	17	.173	.186		
ATLANTA	.234	161	5463	584	1281	1910	201	22	128	544	65-42	24	485-51	996	83-54	94	152	.350	.298		
OPPONENTS	.250	161	5470	680	1370	2002	242	24	114	621	89-44	16	468-57	966	108-77	106	123	.366	.309		



1989 DETAILED BATTING

BRAVES DETAILED BATTING STATISTICS

	AVG.	G	AB	H	HR	RBI
Totals	.234	161	5463	1281	128	544
vs. Western Division	.233	88	2980	693	77	301
Cincinnati	.224	18	608	136	12	51
Houston	.239	18	627	150	15	66
Los Angeles	.215	16	550	118	10	39
San Diego	.252	18	610	154	22	81
San Francisco	.231	18	585	135	18	64
vs. Eastern Division	.237	73	2483	588	51	243
Chicago	.252	12	409	103	8	35
Montreal	.272	12	427	116	8	64
New York	.198	12	379	75	9	28
Philadelphia	.247	12	405	100	10	43
Pittsburgh	.251	12	419	105	11	48
St. Louis	.200	13	444	89	5	25
First Half	.238	88	2975	708	58	276
Second Half	.230	73	2488	573	70	268
In April	.234	25	843	197	21	88
May	.235	27	923	217	14	82
June	.244	27	903	220	18	76
July	.226	27	919	208	21	92
August	.241	28	948	228	32	103
September	.227	26	883	200	22	102
October	.250	1	44	11	0	1
Home	.242	79	2698	654	55	289
Road	.227	82	2765	627	73	255
Night	.231	123	4142	956	98	414
Day	.246	38	1321	325	30	130
Grass	.233	118	3986	928	96	400
Turf	.239	43	1477	353	32	144
vs. RHP	.236	—	3676	868	93	369
LHP	.231	—	1787	413	35	175

BRAVES' 1989 FINAL PITCHING STATISTICS

PITCHER	R/L	W-L	ERA	G	GS	CG	GF	SHO	SV	IP	H	R	ER	HR	HB	BB-IBB	SO	WP	BK	OPP	AVG.
Acker	R	0-6	2.69	59	0	0	23	0	2	97.2	84	29	29	5	1	20-8	68	2	0	.237	
Aldrich	R	1-2	2.19	8	0	0	2	0	0	12.1	7	5	3	0	0	6-1	7	0	0	.167	
Alvarez	R	3-3	2.86	30	0	0	12	0	2	50.1	44	18	16	4	1	24-2	45	2	1	.237	
Assenmacher	L	1-3	3.59	49	0	0	14	0	0	57.2	55	26	23	2	1	16-7	64	3	1	.249	
Blocker	L	0-0	0.00	1	0	0	1	0	0	1.0	0	0	0	0	0	2-0	0	0	0	.000	
Boever	R	4-11	3.94	66	0	0	53	0	21	82.1	78	37	36	6	1	34-5	68	5	0	.252	
Castillo	L	0-1	4.82	12	0	0	1	0	0	9.1	8	5	5	0	0	4-1	5	0	0	.222	
Clary	R	4-3	3.15	18	17	2	0	1	0	108.2	103	47	38	6	1	31-3	30	5	0	.250	
Eave	R	2-0	1.31	3	3	0	0	0	0	20.2	15	3	3	0	1	12-0	9	1	1	.200	
Eichhorn	R	5-5	4.35	45	0	0	13	0	0	68.1	70	36	33	6	1	19-8	49	0	1	.275	
Glavine	L	14-8	3.68	29	29	6	0	4	0	186.0	172	88	76	20	2	40-3	90	2	0	.243	
Greene	R	1-2	4.10	4	4	1	0	1	0	26.1	22	12	12	5	0	6-1	17	1	0	.234	
Henry	R	0-2	4.26	12	0	0	6	0	1	12.2	12	6	6	2	0	5-1	16	1	0	.250	
Lilliquist	L	8-10	3.97	32	30	0	0	0	0	165.2	202	87	73	16	2	34-5	79	4	3	.301	
Mercker	L	0-0	12.46	2	1	0	1	0	0	4.1	8	6	6	0	0	6-0	4	0	0	.400	
Puleo	R	1-1	4.66	15	1	0	1	0	0	29.0	26	15	15	2	0	16-1	17	4	0	.245	
Richards	R	0-0	4.82	2	2	0	0	0	0	9.1	10	5	5	2	1	6-0	4	1	0	.278	
Russell	R	0-0	0.00	1	0	0	1	0	0	0.1	0	0	0	0	0	0-0	0	0	0	.000	
Smith	R	5-14	4.75	28	27	1	0	0	0	142.0	144	83	75	13	0	57-2	115	3	7	.263	
Smoltz	R	12-11	2.94	29	29	5	0	0	0	208.0	160	79	68	15	2	72-2	168	8	3	.212	
Stanton	L	0-1	1.50	20	0	0	10	0	7	24.0	17	4	4	0	0	8-1	27	1	0	.207	
Valdez	R	1-2	6.06	19	1	0	8	0	0	32.2	31	24	22	5	0	17-3	26	2	0	.246	
ATLANTA		63-97	3.70	161	161	15	146	8	33	1447.2	1370	680	595	114	16	468-57	966	48	17	.250	
OPPONENTS		97-63	3.24	161	161	14	147	14	56	1466.1	1281	584	528	128	24	485-51	996	42	23	.234	

1989 DETAILED PITCHING



BRAVES DETAILED PITCHING STATISTICS

Totals	W	L	SV	ERA	G	IP	ER
vs. Western Division	35	53	18	3.70	88	794.6	327
Cincinnati	8	10	4	3.84	18	166.1	71
Houston	8	10	6	4.12	18	164.0	75
Los Angeles	6	10	2	2.93	16	147.1	48
San Diego	7	11	3	3.69	18	161.0	66
San Francisco	6	12	3	3.87	18	156.0	67
vs. Eastern Division	28	44	15	3.69	73	653.0	268
Chicago	5	7	5	3.00	12	108.0	36
Montreal	6	6	3	4.37	12	107.0	52
New York	2	10	0	4.85	12	102.0	55
Philadelphia	8	4	3	2.21	12	110.0	27
Pittsburgh	4	8	3	4.13	12	109.0	50
St. Louis	3	9	1	3.69	13	117.0	48
In April	10	15	5	3.82	25	219.0	93
May	12	14	5	2.81	27	247.0	77
June	10	17	5	4.02	27	235.0	105
July	11	16	5	3.43	27	252.0	96
August	10	18	6	4.25	28	248.0	117
September	10	16	7	4.07	26	234.2	106
October	0	1	0	0.75	1	12.0	1
Home	33	46	13	3.45	79	749.0	287
Road	30	51	20	3.97	82	698.2	308
Night	48	75	24	3.75	123	1102.1	459
Day	15	22	9	3.54	38	345.1	136
Grass	46	72	21	3.49	118	1081.1	419
Turf	17	25	12	4.32	43	366.1	176

1989 BRAVES FIELDING

Individual Fielding — Pitchers

	PCT	G	PO	A	E	TC	DP
Acker	1.000	59	12	14	0	26	0
Aldrich	.500	8	0	1	1	2	0
Alvarez	1.000	30	5	8	0	13	1
Assenmacher	1.000	49	2	9	0	11	0
Blocher	—	1	0	0	0	0	0
Boever	1.000	66	7	15	0	22	0
Castillo	1.000	12	0	2	0	2	0
Clary	1.000	18	10	18	0	28	1
Eave	1.000	3	1	0	0	1	0
Eichhorn	1.000	45	9	17	0	26	1
Glavine	.917	29	7	37	4	48	4
Greene	1.000	4	2	2	0	4	0
Henry	.500	12	1	0	1	2	0
Lilliquist	.935	32	9	20	2	31	1
Mercker	—	2	0	0	0	0	0
Puleo	1.000	15	2	1	0	3	0
Richards	1.000	2	1	3	0	4	0
Russell	—	1	0	0	0	0	0
Smith, P	.957	28	11	11	1	23	2
Smith, Z	.939	17	4	27	2	33	0
Smoltz	.887	29	23	32	7	62	2
Stanton	.750	20	1	2	1	4	0
Valdez	1.000	19	2	2	0	4	0



1989 BRAVES FIELDING

Individual Fielding — Catchers

	PCT	G	PO	A	E	TC	DP	PB
Benedict	.995	65	361	40	2	403	2	5
Cabrera	.750	1	3	0	1	4	0	0
Davis	.985	72	364	40	6	410	1	6
Mann	1.000	7	48	5	0	53	0	0
Mizerock	1.000	11	48	4	0	52	0	1
Russell	.990	45	178	24	2	204	1	2

Individual Fielding — First Basemen

	PCT	G	PO	A	E	TC	DP
Cabrera	1.000	2	24	1	0	25	1
Davis	1.000	2	12	0	0	12	3
Denson	.988	12	71	11	1	83	3
Evans	.985	50	358	49	6	413	32
Gregg	1.000	37	264	16	0	280	18
James	1.000	8	39	7	0	46	5
Perry	.987	72	618	51	9	678	49
Russell	1.000	2	6	0	0	6	0
Whited	1.000	3	3	0	0	3	1

Individual Fielding — Second Basemen

	PCT	G	PO	A	E	TC	DP
Blauser	.970	39	58	71	4	133	14
Lemke	1.000	14	25	40	0	65	7
Romero	.947	4	6	12	1	19	2
Treadway	.981	123	271	336	12	619	80

Individual Fielding — Third Basemen

	PCT	G	PO	A	E	TC	DP
Blauser	.929	78	42	128	13	183	9
Evans	.931	28	13	41	4	58	5
Gant	.887	53	23	103	16	142	8
Romero	1.000	1	0	1	0	1	0
Russell	1.000	2	0	3	0	3	0
Treadway	1.000	6	2	5	0	7	0
Whited	.915	29	21	33	5	59	2

Individual Fielding — Shortstops

PLAYER	PCT	G	PO	A	E	TC	DP
Blauser	.958	30	37	55	4	96	5
Romero	1.000	2	1	12	0	13	1
Thomas	.956	138	231	400	29	660	81

Individual Fielding — Outfielders

	PCT	G	PO	A	E	TC	DP
Berroa	.971	34	67	1	2	70	0
Blauser	—	2	0	0	0	0	0
Blocker	1.000	8	7	0	0	7	0
Gant	.979	14	46	0	1	47	0
Gregg	.967	48	57	1	2	60	0
James	1.000	46	87	0	0	87	0
Justice	1.000	16	24	0	0	24	0
McDowell	.978	68	179	2	4	185	0
Murphy	.985	151	331	5	5	341	0
Russell	.867	14	12	1	2	15	0
Smith, L	.993	132	289	3	2	294	0
Wetherby	1.000	9	8	0	0	8	0

1989 WIN-LOSS BREAKDOWN



Season	TOTAL			HOME			AWAY		
	W	L	PCT.	W	L	PCT.	W	L	PCT.
Season	63	97	.394	33	46	.418	30	51	.370
Before ASG	36	51	.414	20	25	.444	16	26	.381
After ASG	27	46	.370	13	21	.383	14	25	.359
vs. East	28	44	.389	18	18	.500	10	26	.278
vs. Chicago	5	7	.417	4	2	.667	1	5	.167
vs. Montreal	6	6	.500	4	2	.667	2	4	.333
vs. New York	2	10	.167	2	4	.333	0	6	.000
vs. Philadelphia	8	4	.667	4	2	.667	4	2	.667
vs. Pittsburgh	4	8	.333	2	4	.333	2	4	.333
vs. St. Louis	3	9	.250	2	4	.333	1	5	.167
vs. West	35	53	.398	15	28	.349	20	25	.444
vs. Cincinnati	8	10	.444	4	5	.444	4	5	.444
vs. Houston	8	10	.444	4	5	.444	4	5	.444
vs. Los Angeles	6	10	.375	2	5	.286	4	5	.444
vs. San Diego	7	11	.389	2	7	.222	5	4	.556
vs. San Francisco	6	12	.333	3	6	.333	3	6	.333
Shut-Out	8	14	.364	6	6	.500	2	8	.200
Extra-Inn	2	14	.125	1	10	.091	1	4	.200
1-Run Dec.	24	31	.436	11	12	.478	13	19	.684
vs. LHP	21	31	.404	13	15	.481	8	16	.333
vs. RHP	42	66	.389	20	31	.392	22	35	.386
Grass	46	72	.390	33	46	.418	13	26	.333
Turf	17	25	.405	0	0	—	17	25	.405
Day	15	22	.405	8	7	.533	7	15	.318
Night	48	75	.390	25	39	.391	23	36	.390
April	10	15	.400	5	4	.556	5	11	.313
May	12	14	.462	8	8	.500	4	6	.400
June	10	17	.370	4	9	.308	6	8	.429
July	11	16	.407	8	10	.444	3	6	.333
August	10	18	.357	3	6	.333	7	12	.368
Sept/Oct	10	17	.370	5	9	.357	5	8	.385

	ATL.	OPP.
Double Plays	124	116
Triple Plays	0	1
Left on Base	1096	1065
Grand Slam HR	0	5
Home Runs-Home	55	61
Home Runs-Road	73	53

Attendance

Home	984,930 (77 Dates)	12,791 Avg.
Road	1,936,802 (78 Dates)	24,831 Avg.

CLUB MISCELLANEOUS

CLUB	HOME	ROAD	vsEAST	vsWEST	vsLHP	vsRHP	GRASS	ARTIF	DAY	NIGHT	1-RUN	X-INN	DOUBLEHEADERS		
													W	L	S
Atlanta	33-46	30-51	28-44	34-53	21-31	42-66	46-72	17-25	15-22	48-75	24-31	2-14	1	2	3
Chicago	48-33	45-36	53-37	40-32	34-19	59-50	63-51	30-18	48-38	45-31	28-23	10-6	0	0	1
Cincinnati	38-43	37-44	32-40	43-37	26-34	49-53	22-26	53-61	22-33	53-54	21-24	11-8	1	1	1
Houston	47-35	39-41	40-32	46-44	24-22	62-54	21-27	65-49	28-22	58-54	35-24	11-9	2	0	1
Los Angeles	44-37	33-46	33-39	44-44	32-26	45-57	61-57	16-26	30-19	47-64	27-31	10-7	1	0	2
Montreal	44-37	37-44	42-48	39-33	28-20	53-61	17-25	64-56	25-19	56-62	26-29	9-8	0	0	0
New York	51-30	36-45	48-42	39-33	32-21	55-54	63-51	24-24	24-31	63-44	22-30	8-10	2	1	0
Philadelphia	38-42	29-53	40-50	27-45	19-36	48-59	14-28	53-67	14-27	53-68	20-23	5-4	0	2	6
Pittsburgh	39-42	35-46	43-47	31-41	22-31	52-57	18-24	56-64	25-29	49-59	19-32	9-12	0	1	3
San Diego	46-35	43-38	39-33	50-40	28-20	61-53	66-54	23-19	22-25	67-48	30-18	8-6	0	0	2
San Francisco	53-28	39-42	42-30	50-40	32-20	60-50	73-47	19-23	39-26	53-44	30-25	5-8	0	0	3
St. Louis	46-35	40-41	44-46	42-30	32-35	54-41	20-22	66-54	25-26	61-50	29-21	9-5	2	2	2



BRAVES' 1989 HIGHS AND LOWS

BRAVES' 1989 HIGHS AND LOWS

TEAM BATTING

Most Runs-Game	13, vs. Mtl, 5/6; vs. Pit, 8/18; at SD, 9/14
Most Runs-Game, Opp.	12, vs. Hou, 6/25
Fewest Runs-Game	0, vs. SF, 4/15; at Chi, 5/15; at Chi, 5/17; vs. StL, 5/20; at StL, 5/26; vs. SF, 6/3; vs. LA, 6/5 (game 1); at Hou, 6/10; vs. Mtl, 7/3; vs. Pha, 7/6; vs. SF, 7/24; at LA, 9/15; at LA, 9/16
Fewest Runs-Game, Opp.	0, at SD, 4/12; vs. Pha, 5/4; vs. LA, 6/6; vs. Cin, 6/21 (game 2); at LA, 8/7; vs. Stl, 8/23; vs. Hou, 9/19; vs. Hou, 9/21.
Most Runs-Inning	10, vs. SF, 7/27 (6th)
Most Runs-Inning, Opp.	7, at Hou, 6/11 (2nd)
Most Hits, Game	19, vs. Mtl, 5/6
Most Hits, Game, Opp.	18, vs. Hou, 6/25
Fewest Hits, Game	1, at SD, 4/10
Fewest Hits, Game, Opp.	2, vs. Pha, 5/4
Most Homers, Game	4, at Cin, 8/5
Most Homers, Game, Opp.	3, vs. SD, 4/10; vs. SF, 6/2; vs. LA, 6/5 (game 2); vs. Mtl, 7/5
Most Stolen Bases, Game	4, at NY, 4/26; vs. Pit, 8/18; at Hou, 9/25
Most Stolen Bases, Opp.	3, at Mtl, 4/30; vs. Mtl, 5/6; at Pit, 5/13; at Chi, 5/17; vs. Hou, 6/23; vs. Pha, 7/7; at Cin, 8/4; at StL, 8/14 (Game 2)
Most Extra Base Hits, Game	7, at Pha, 5/11

INDIVIDUAL BATTING

Most SBs, Game	3, L. Smith, at NY, 4/26; McDowell, vs. Pit, 8/18
Most Hits, Game	5, Gregg, vs. Hou, 4/18
Most Runs, Game	5, L. Smith, vs. Mtl, 5/6
Most Doubles, Game	2, Perry, at Hou, 4/5 Blauser, at Hou, 4/5; vs. Chi, 5/31; vs. Mtl, 7/4; at NY, 7/22; at Cin, 8/5 L. Smith, vs. LA, 4/7; at Pit, 8/30 Gregg, vs. Hou, 4/18 Thomas, vs. Stl, 5/19; at Hou, 6/11 Treadway, vs. Cin, 6/21 (game 2) Evans, vs. Chi, 9/1 McDowell, vs. Chi, 9/3; vs. SD, 9/14 Justice, vs. Cin, 9/22 Cabrera, vs. LA, 10/1
Most Homers, Game	2, Evans, at Mtl, 4/29; vs. NY, 7/16 Murphy, vs. SF, 7/27; at LA, 8/9 Blauser, at Chi, 8/26 McDowell, at Pit, 8/29
Most RBI, Game	6, Murphy, vs. SD; 4/23; vs. SF 7/27
Longest Hitting Streak	16 games, Treadway, 8/25-9/10
Grand Slam Homers	None

INDIVIDUAL PITCHING

Most Innings Pitched, Starter	9, Glavine, vs. LA, 4/7; at SD, 4/12; vs. Pha, 5/4; at Pha, 5/11; vs. LA, 6/6; at LA, 8/7; Smoltz, vs. Pha, 5/3; at Pha, 5/9; vs. Stl, 5/21; at SF, 6/15; at Pha, 7/2; vs. SF, 7/24; Clary, at Cin, 6/29; vs. Stl, 8/23; Greene, vs. Hou, 9/21
Most Innings Pitched, Reliever	4.0, Alvarez, at SF, 4/16; vs. LA, 6/5 (game 1); Puleo, at Chi, 5/16; Acker, at LA, 8/9; Eichhorn, at SD, 8/11
Fewest Hits Allowed, CG	2, Glavine, vs. Pha, 5/4
Fewest Runs Allowed, CG	0, Glavine, at SD, 4/12; vs. Pha, 5/4; vs. LA, 6/6; at LA, 8/7; Clary, vs. Stl, 8/23; Greene, vs. Hou, 9/21
Most Strikeouts, Game	13, P. Smith, at SF, 4/15
Longest Winning Streak	5, Glavine, 4/7-5/11
Longest Losing Streak	8, Z. Smith, 5/12-6/30; Boever, 8/4-present

TEAM MISCELLANEOUS

Longest Winning Streak	7, 5/3-5/11
Longest Losing Streak	8, 4/24-5/2
Longest Game, Innings	17, vs. Cin, 7/28
Longest Game, Time, 9 innings	3:37, at Hou, 4/5
Longest Game, Time, Extra Innings	4:46, vs. Cin, 7/28 (17 innings)
Shortest Game, Time, 9 innings	1:48, at Cin, 6/29
Largest Crowd, Home	42,020, vs. Chi, 9/12
Largest Crowd, Road	49,142, at NY, 7/22
Smallest Crowd, Home	1,530, vs. SD, 9/5
Smallest Crowd, Road	8,314, at Pit, 8/30
Largest Winning Margin	10, vs. Mtl, 5/6 (13-3)
Largest Losing Margin	9, at SF, 6/14 (10-1)

DAILY RECORD OF BRAVES' GAMES IN 1989

Game No.	Date	Opp	H-D	H-R	Score	W-L	Winning Pitcher	Losing Pitcher	Save	Record	Att	Pos	GA/GB
1	4/4	Hou	R-N		10-3	L	Scott	ZSmith		0-1	27,989	T4	-1
2	4/5	Hou	R-N		8-4	W	Alvarez-r	Knepper	Boever	1-1	12,154	T3	-1
3	4/6	Hou	R-N		3-2	W	Smoltz	Deshaires	Boever	2-1	9,259	T1	--
4	4/7	LA	H-N		6-1	W	Glavine-c	Valenzuela		3-1	31,927	T1	--
	4/8	LA											
5	4/9	LA	H-D		4-2(12)	L	Pena-r	Eichhorn-r	Crews	3-2	17,041	T1	--
6	4/10	SD	R-N		5-2	L	Hurst-c	PSmith		3-3	15,749	T3	-1
7	4/11	SD	R-N		3-2	L	Whitson	Smoltz		3-4	13,727	T4	-1.5
8	4/12	SD	R-N		5-0	W	Glavine-c	Rasmussen		4-4	14,621	4	-1
9	4/13	SD	R-D		4-1	W	Lilliquist	Terrell	Boever	5-4	18,596	3	-5
10	4/14	SF	R-N		7-5	L	Reuschel	ZSmith	Lefferts	5-5	11,808	4	-1.5
11	4/15	SF	R-D		1-0	L	Hammaker-r	PSmith-c		5-6	29,798	4	-2.5
12	4/16	SF	R-D		7-2	W	Smoltz	Downs	Alvarez	6-6			
13	4/17	DH	SF		6-1	L	Price	Puleo		6-7	26,048	T3	-2.5
	4/17												
14	4/18	Hou	H-N		5-4(11)	W	Boever-r	DSmith-r		7-7	8,758	3	-2
15	4/19	Hou	H-N		4-3	W	Alvarez-r	Clancy	Boever	8-7	6,292	3	-1
16	4/20	Hou	H-N		4-3	L	Darwin-r	Assenmacher-r	DSmith	8-8	5,568	T3	-1.5
17	4/21	SD	H-N		5-3	L	Hurst	Boever-r	MDavis	8-9	14,070	5	-1.5
18	4/22	SD	H-N		5-1	W	Smoltz	Whitson		9-9	19,216	T3	-1.5
19	4/23	SD	H-D		9-4	W	Glavine	Rasmussen		10-9	17,069	T2	-5
20	4/24	SD	H-N		5-2	L	Terrell	Lilliquist	MDavis	10-10	6,938	T3	-1.0
21	4/25	NY	R-N		2-1	L	Cone	ZSmith	Myers	10-11	25,452	5	-2.0
22	4/26	NY	R-N		6-1	L	Gooden	PSmith	Myers	10-12	39,665	T5	-2.5
	4/27												
23	4/28	Mtl	R-N		10-4	L	Gross	Smoltz		10-13	14,591	T5	-3.5
24	4/29	Mtl	R-D		9-7	L	Hesketh-r	Acker-r		10-14	14,261	T5	-3.5
25	4/30	Mtl	R-D		9-6	L	Holman	Lilliquist	Burke	10-15	25,221	6	-4.5
26	5/1	NY	H-N		3-1	L	Gooden	ZSmith	McDowell	10-16	8,854	6	-5.5
27	5/2	NY	H-N		7-1	L	Ojeda	PSmith		10-17	12,834	6	-5.5
28	5/3	Phi	H-N		6-3	W	Smoltz-c	Carman		11-17	4,143	6	-5.5
29	5/4	Phi	H-N		3-0	W	Glavine-c	Maddux-c		12-17	2,047	6	-4.5
30	5/5	Mtl	H-N		6-1	W	Lilliquist	BSmith	Alvarez	13-17	6,104	6	-4.5
31	5/6	Mtl	H-N		13-3	W	ZSmith	PPerez		14-17	15,566	T5	-3.5
32	5/7	Mtl	H-D		7-1	W	PSmith	RJohnson		15-17	14,278	T5	-2.5
	5/8												
33	5/9	Pha	R-N		7-2	W	Smoltz-c	Carman		16-17	11,544	T4	-2
	5/10	Pha											
34	5/11	Pha	R-N		8-3	W	Glavine-c	O'Neal-r		17-17	14,841	3	-1.5
35	5/12	Pit	R-N		10-2	L	Smiley-c	ZSmith		17-18	13,378	3	-2.5
36	5/13	Pit	R-N		8-3	L	Walk	PSmith		17-19	15,828	T3	-3
37	5/14	Pit	R-D		5-2	W	Smoltz	Drabek		18-19	11,403	3	-3
38	5/15	Chi	R-D		4-0	L	Bielecki	Lilliquist		18-20	16,920	T4	-4
39	5/16	Chi	R-D		4-3	L	Sanderson	Glavine	Williams	18-21	24,070	6	-4
40	5/17	Chi	R-N		4-0	L	Pico	ZSmith		18-22	31,196	6	-5
	5/18												
41	5/19	StL	H-N		3-2	W	Boever-r	Quisenberry-r		19-22	18,594	6	-4
42	5/20	StL	H-N		1-0(13)	L	Dayley-r	Boever-r	Quisenberry	19-23	26,840	6	-4
43	5/21	StL	H-D		6-1(10)	L	DiPino-r	Alvarez-r		19-24	36,560	6	-4
	5/22												
44	5/23	Pit	H-N		5-2	L	Smiley-c	ZSmith		19-25	6,137	6	-5
45	5/24	Pit	H-N		4-1(14)	L	Landrum-r	Acker-r		19-26	5,896	6	-7
46	5/25	Pit	H-N		7-3	L	Drabek	PSmith	Landrum	19-27	5,517	6	-7.5
47	5/26	StL	R-N		3-0	L	Terry	Smoltz	Quisenberry	19-28	34,818	6	-8.5
48	5/27	StL	R-N		4-1	W	Alvarez-r	DeLeon	Boever	20-28	48,866	6	-7.5
49	5/28	StL	R-D		3-3(9.5)	T	(Called by rain)				35,832	6	-7
50	5/29	Chi	H-D		2-1	W	Lilliquist	Sanderson	Boever	21-28	15,123	6	-7
51	5/30	Chi	H-N		3-2	L	Maddux	PSmith	Williams	21-29	7,566	6	-8
52	5/31	Chi	H-N		3-2	W	Smoltz	Kilgus	Boever	22-29	7,958	6	-7
	6/1												
53	6/2	SF	H-N		7-6	L	Reuschel	Smoltz	Gossage	22-30	14,452	6	-8
54	6/3	SF	H-D		4-0	L	Hammaker-r	ZSmith		22-31	16,181	6	-9
55	6/4	SF	H-D		6-3	W	Lilliquist	Krukow	Boever	23-31	13,700	6	-8
56	6/5	LA	H-N		7-0	L	Martinez-c	PSmith		23-32	DH	6	
57	6/6	LA	H-N		5-2	L	Leary-r	Smoltz	Howell	23-33	10,340	6	-9.5
58	6/6	LA	H-N		3-0	W	Glavine-c	Morgan		24-33	7,623	6	-9
59	6/7	LA	H-N		5-4	L	Valenzuela	ZSmith	Howell	24-34	11,324	6	-9
	6/8												
60	6/9	Hou	R-N		6-5	L	Agosto-r	Alvarez-r	Darwin	24-35	24,530	6	-10.5
61	6/10	Hou	R-N		1-0	L	Clancy	Smoltz	DSmith	24-36	31,972	6	-11.5



1989 DAY-BY-DAY

62	6/11	Hou	R-D	10-6	L	Deshaias	Glavine	Darwin	24-37	30,001	6	-12.5
	6/12						—OPEN DATE—					
63	6/13	SF	R-N	3-2	L	Hammaker	ZSmith	Lefferts	24-38	10,484	6	-12.5
64	6/14	SF	R-D	10-1	L	Robinson	Lilliquist		24-39	12,140	6	-13.5
65	6/15	SF	R-D	2-1	W	Smoltz-c	Garrelts		25-39	9,403	6	-12.5
66	6/16	LA	R-N	6-1	W	Glavine	Leary		26-39	33,372	6	-12.5
67	6/17	LA	R-N	2-1	W	PSmith	Morgan	Boever	27-39	42,940	6	-12
68	6/18	LA	R-D	5-3	L	ZSmith	Valenzuela	JHowell	27-40	43,050	6	-12.5
	6/19						—OPEN DATE—					
	6/20	CIN					—RAIN OUT—					
69	6/21	CIN	H-N	4-3	W	Eichhorn-r	Franco-r		28-40	DH	6	
70	DH	CIN	H-N	1-0	W	Smoltz	Mahler	Boever	29-40	10,247	6	-13
71	6/22	CIN	H-N	6-1	L	Glavine	Scudder		29-41	10,203	6	-13.5
72	6/23	HOU	H-N	5-2	L	Darwin-r	Assenmacher-r	DSmith	29-42	12,614	6	-14.5
73	6/24	HOU	H-N	5-4	L	Scott	Alvarez-r	DSmith	29-43	27,944	6	-15.5
74	6/25	HOU	H-D	12-6	L	Schatzeder-r	Acker-r	Darwin	29-44	15,698	6	-15.5
	6/26						—OPEN DATE—					
75	6/27	Cin	R-N	9-3	L	Scudder	Smoltz		29-45	20,227	6	-16
76	6/28	Cin	R-N	4-3	W	Glavine	Rijo	Boever	30-45	32,855	6	-15
77	6/29	Cin	R-N	2-1	W	Clary-c	Dibble-r		31-45	25,614	6	-15
78	6/30	Pha	R-N	4-2	L	Mulholland	ZSmith	Parett	31-46	DH		
79	DH	Pha	R-N	3-1	W	Lilliquist	McWilliams	Boever	32-46	25,586	6	-14.5
80	7/1	Pha	R-N	4-2	L	Ruffin	PSmith	McDowell	32-47	33,045	6	-14.5
81	7/2	Pha	R-D	2-1	W	Smoltz-c	Cook		33-47	28,524	6	-14.5
82	7/3	Mtl	H-N	3-0	L	Langston-c	Glavine		33-48	10,565	6	-15
83	7/4	Mtl	H-N	9-3	W	Clary	Gross		34-48	27,245	6	-14
84	7/5	Mtl	H-N	7-5	L	DeMartinez	Eichhorn-r	Burke	34-49	5,091	6	-15
85	7/6	Pha	H-N	4-0	L	Ruffin	PSmith	Parrett	34-50	6,544	6	-16
86	7/7	Pha	H-N	5-3	W	Smoltz	Cook	Boever	35-50	11,450	6	-15
87	7/8	Pha	H-N	4-3	W	Assenmacher-r	Parrett-r	Boever	36-50	21,337	6	-15
88	7/9	Pha	H-D	4-3(13)	L	Parrett-r	Boever-r		36-51	9,292	6	-15
	7/10						ALL STAR BREAK					
	7/11											
	7/12											
89	7/13	NY	H-N	5-1	L	Darling-c	PSmith		36-52	13,690	6	-16
90	7/14	NY	H-N	3-2	W	Boever-r	Fernandez-c		37-52	24,143	6	-15
91	7/15	NY	H-N	6-4	L	Aguilera-r	Assenmacher-r	Myers	37-53	35,542	6	-16
92	7/16	NY	H-D	6-2	W	Clary	Ojeda		38-53	16,977	6	-16
93	7/17	Mtl	R-N	5-2	L	Perez	Glavine	Burke	38-54	35,110	6	-17
94	7/18	Mtl	R-N	7-6	W	Eichhorn-r	Frey-r	Boever	39-54	26,259	6	-17
95	7/19	Mtl	R-N	3-2(13)	W	Eichhorn-r	Hesketh-r	Boever	40-54	20,222	6	-17
96	7/20	NY	R-N	4-1	L	Ojeda	Lilliquist	Aguilera	40-55	21,376	6	-17
97	7/21	NY	R-N	6-4	L	Darling	Clary	Myers	40-56	31,969	6	-17
98	7/22	NY	R-N	7-5	L	Aguilera-r	Acker-r	Myers	40-57	49,142	6	-18
99	7/23	NY	R-D	7-2	L	Cone	Valdez		40-58	45,226	6	-18
100	7/24	SF	H-N	2-0	L	Reuschel	Smoltz-c	Bedrosian	40-59	12,985	6	-19
101	7/25	SF	H-N	5-4	L	LaCoss	Lilliquist	Lefferts	40-60	10,564	6	-20
102	7/26	SF	H-N	5-4	W	Boever-r	Bedrosian-r		41-60	8,055	6	-19
103	7/27	SF	H-N	10-1	W	Glavine	Hammaker		42-60	10,471	6	-18
104	7/28	Cin	H-N	3-2(17)	L	Charlton-r	Valdez-r	Sebra	42-61	18,883	6	-19
105	7/29	Cin	H-N	4-1	L	Browning	Smoltz	Franco	42-62	31,470	6	-19
106	7/30	Cin	H-D	5-2	W	Lilliquist	Mahler	Boever	43-62	14,177	6	-18
	7/31						—OPEN DATE—					
107	8/1	SD	H-N	5-2(11)	L	Grant-r	Acker-r	Davis	43-63	8,363	6	-18
108	8/2	SD	H-N	9-7	L	Hurst	Eichhorn-r	Davis	43-64	6,967	6	-19
109	8/3	SD	H-N	6-5	L	Schulze	Smoltz	Davis	43-65	12,357	6	-19
110	8/4	Cin	R-N	5-4(10)	L	Franco-r	Boever-r		43-66	32,531	6	-20
111	8/5	Cin	R-N	7-1	W	Lilliquist	Scudder		44-66	29,882	6	-19
112	8/6	Cin	R-D	3-2	L	Charlton-r	Boever-r		44-67	38,077	6	-20
113	8/7	LA	R-N	1-0	W	Glavine-c	Martinez		45-67	27,284	6	-19
114	8/8	LA	R-N	10-2	L	Hershiser-c	Smoltz		45-68	30,713	6	-19
115	8/9	LA	R-N	6-3	W	PSmith	Wetteland	Acker	46-68	41,328	6	-19
	8/10						—OPEN DATE—					
116	8/11	SD	R-N	6-5	W	Eichhorn-r	Benes	Boever	47-68	DH	6	
117	DH	SD	R-N	2-0	L	Rasmussen	Clary	Davis	47-69	25,755	6	-18.5
118	8/12	SD	R-N	5-4	W	Glavine	Hurst	Acker	48-69	21,657	6	-18.5
	8/13						—OPEN DATE—					
119	8/14	StL	R-N	7-4	L	Magrane	Smoltz	Worrell	48-70	DH	6	
120	DH	StL	R-N	5-2	L	Costello-r	PSmith	Dayley	48-71	39,186	6	-19.5
121	8/15	StL	R-N	9-1	L	DeLeon-C	Lilliquist		48-72	39,970	6	-20.5
122	8/16	StL	R-N	3-2	L	DiPino-r	Acker-r	Worrell	48-73	42,989	6	-20.5
	8/17						—OPEN DATE—					
123	8/18	Pit	H-N	13-6	W	Glavine	Walk		49-73	17,154	6	-21
124	8/19	Pit	H-N	4-3	W	Smoltz	Drabek	Boever	50-73	20,734	6	-20
125	8/20	Pit	H-D	7-6	L	Reed	PSmith	Landrum	50-74	9,222	6	-20.5
	8/21						—OPEN DATE—					
126	8/22	StL	H-N	10-5	L	Power	Lilliquist		50-75	9,117	6	-21.5
127	8/23	StL	H-N	3-0	W	Clary-c	Horton		51-75	7,792	6	-21.5

1989 DAY-BY-DAY



1989 DAY-BY-DAY (continued)

128	8/24	StL	H-N	4-1	L	Magrane-c	Glavine		51-76	8,174	6	-22
129	8/25	Chi	R-D	4-3(12)	L	Williams-r	Eichhorn-r		51-77	35,456	6	-22
130	8/26	Chi	R-D	5-3	W	Valdez-r	Sutcliffe	Boever	52-77	35,752	6	-22
131	8/27	Chi	R-D	3-2(10)	L	Williams-r	Eichhorn-r		52-78	35,107	6	-22
132	8/28	Pit	R-N	5-2	W	Smith	Walk	Stanton	53-78	9,859	6	-21
133	8/29	Pit	R-N	5-4	L	Drabek	Glavine	Landrum	53-79	9,686	6	-21
134	8/30	Pit	R-N	7-5	L	Kramer-r	Boever-r	Landrum	53-80	8,314	6	-22
	8/31								—OPEN DATE—			
135	9/1	Chi	H-N	5-1	W	Lilliquist	Wilson	Stanton	54-80	14,255	6	-22
136	9/2	Chi	H-N	10-3	L	Maddox	Clary		54-81	42,020	6	-23
137	9/3	Chi	H-D	8-5	W	Smith	Bielecki	Stanton	55-81	25,189	6	-23
138	9/4	SD	H-N	10-9	L	Clements-r	Boever-r	Davis	55-82	5,332	6	-24
139	9/5	SD	H-N	7-5(10)	L	Grant-r	Boever-r	Davis	55-83	1,530	6	-24
140	9/6	SF	H-N	7-2	L	Garrelts-c	Lilliquist		55-84	2,735	6	-25
141	9/7	SF	H-N	7-5	L	Bedrosian-r	Stanton-r		55-85	4,474	6	-26
142	9/8	Cin	R-N	5-1	L	Scudder	PSmith		55-86	18,044	6	-26
143	9/9	Cin	R-D	2-1	W	Glavine	Leary	Henry	56-86	12,082	6	-25
144	9/10	Cin	R-D	5-4	L	Franco-r	Henry-r		56-87	12,779	6	-26
145	9/11	SF	R-N	3-2	L	Garrelts	Castillo-r	Bedrosian	56-88	10,825	6	-27
146	9/12	SF	R-N	6-5	W	Aldrich-r	Bedrosian-r	Stanton	57-88	11,077	6	-26
147	9/13	SD	R-N	3-2	L	Davis-r	Henry-r		57-89	13,400	6	-27
148	9/14	SD	R-N	13-4	W	Glavine	Whitson		58-89	23,394	6	-27
149	9/15	LA	R-N	5-0	L	Martinez-c	Greene		58-90	37,405	6	-26
150	9/16	LA	R-N	1-0	L	Belcher-c	Boever-r		58-91	23,192	6	-26.5
151	9/17	LA	R-D	4-3(11)	L	Pena-r	Boever-r		58-92	31,192	6	-28
	9/18								—OPEN DATE—			
152	9/19	Hou	H-N	3-0	W	Eave	Scott	Stanton	59-92	3,425	6	-28
153	9/20	Hou	H-N	7-6(14)	L	Andersen-r	Boever-r	Meyer	59-93	2,794	6	-29
154	9/21	Hou	H-N	3-0	W	Greene-c	Deshaias		60-93	2,117	6	-29
155	9/22	Cin	H-N	8-3	L	Robinson	Lilliquist		60-94	4,273	6	-30
156	9/23	Cin	H-N	11-5	L	Charlton-r	Aldrich-r		60-95	7,674	6	-30
157	9/24	Cin	H-D	6-2	W	Eave	Scudder		61-95	4,689	6	-30
158	9/25	Hou	R-N	5-3	W	Puleo-r	Schatzeder-r	Stanton	62-95	18,547	6	-29
159	9/26	Hou	R-N	3-2	L	Deshaias	Greene	Darwin	62-96	12,304	6	-29
160	9/27	Hou	R-N	5-4	W	Eichhorn-r	Clancy-r	Stanton	63-96	12,338	6	-28
	9/28								—OPEN DATE—			
	9/29	LA							—RAIN OUT—			
	9/30	LA							—RAIN OUT—			
161	10/1	LA	H-D	3-1(12)	L	Hershiser	Aldrich-r	Howell	63-97	4,840	6	-28
	DH								—RAIN OUT—			

1989 PINCH-HITTING DETAILS

Batter	.AVG	AB	H	HR	RBI
Benedict	.000	1	0	0	0
Berroa	.234	47	11	0	0
Blauser	.444	9	4	0	1
Blocker	.188	16	3	0	2
Cabrera	.000	1	0	0	0
Davis	.125	8	1	0	0
Denson	.000	0	0	0	0
Evans	.161	31	5	0	1
Gant	.125	8	1	0	1
Gregg	.214	28	6	2	5
James	.167	18	3	0	0
Lemke	1.000	1	1	1	3
Lilliquist	.250	4	1	0	0
McDowell	.333	6	2	1	1
Murphy	.000	2	0	0	0
Romero	.000	1	0	0	0
Russell	.059	17	1	0	0
Smith	.000	3	0	0	0
Smoltz	.000	1	0	0	0
Thomas	.000	2	0	0	0
Treadway	.273	11	3	0	0
Wetherby	.222	36	8	1	6
Whited	.000	4	0	0	0
TOTALS	.195	256	50	5	20



1989 MISCELLANEOUS STATS

1989 BATTING VS RHP & LHP

PLAYER	VS- RHP					VS- LHP				
	AVG.	AB	H	HR	RBI	AVG.	AB	H	HR	RBI
Benedict	.187	107	20	1	3	.208	53	11	0	3
Berroa	.214	28	6	0	1	.278	108	30	2	8
Blauser	.263	259	68	8	30	.279	197	55	4	16
Blocker	.233	30	7	0	1	.000	1	0	0	0
Cabrera	.333	9	3	0	0	.000	5	0	0	0
Davis	.145	138	20	3	9	.204	93	19	1	10
Denson	.300	20	6	0	5	.188	16	3	0	0
Evans	.192	203	39	9	22	.247	73	18	2	17
Gant	.204	181	37	8	19	.114	79	9	1	6
Gregg	.247	219	54	6	21	.228	57	13	0	2
James	.276	145	40	1	11	.160	25	4	0	0
Justice	.268	41	11	1	3	.100	10	1	0	0
Lemke	.079	38	3	0	2	.412	17	7	2	8
Mann	.235	17	4	0	1	.143	7	1	0	0
McDowell	.344	180	62	7	17	.230	100	23	0	7
Mizerock	.240	25	6	0	2	.000	2	0	0	0
Murphy	.221	402	89	15	65	.244	172	42	5	19
Perry	.198	162	32	1	11	.337	104	35	3	10
Romero	.091	11	1	0	0	.500	8	4	1	1
Russell	.231	91	21	1	8	.118	68	8	1	1
LSmith	.312	317	99	14	51	.321	165	53	7	28
Thomas	.215	381	82	9	39	.208	173	36	4	18
Treadway	.300	367	110	8	30	.198	106	21	0	10
Wetherby	.213	47	10	1	6	.000	1	0	0	1
Whited	.188	32	6	0	1	.143	42	6	1	3
Pitchers	.142	226	32	0	11	.133	105	14	1	7
TOTALS	.236	3676	868	93	369	.231	1787	413	35	175

BRAVES HITTING WITH MEN IN SCORING POSITION

Batter	AB	H	RBI	AVG.
Benedict	19	3	4	.158
Berroa	31	8	7	.258
Blauser	74	24	32	.324
Blocker	8	1	1	.125
Cabrera	4	0	0	.000
Davis	47	9	11	.191
Denson	13	4	5	.308
Evans	60	16	26	.267
Gant	53	8	13	.151
Gregg	55	13	15	.236
James	33	5	8	.152
Justice	11	2	2	.182
Lemke	14	4	6	.286
Mann	5	1	1	.200
McDowell	46	13	14	.283
Mizerock	7	2	2	.286
Murphy	150	43	67	.287
Perry	66	13	12	.197
Romero	3	1	1	.333
Russell	26	6	6	.231
L. Smith	96	41	53	.427
Thomas	128	30	38	.234
Treadway	84	22	30	.262
Wetherby	8	1	2	.125
Whited	12	2	3	.167
Braves	1112	282	376	.254

BRAVES BITS

DID YOU KNOW ... Entering the 1990 season, Nick Esasky has a .375 career batting average with 14 home runs and 36 RBI at Atlanta-Fulton County Stadium.



1989 HOME RUN DETAILS

BRAVES HOME RUNS

					MEN							MEN	
NO.	DATE	OPP.	PLAYER	PITCHER	INN.	ON	NO.	DATE	OPP.	PLAYER	PITCHER	INN.	ON
1	4-4	@HOU	Gant	Scott	4	0	65	7-21	@NY	Treadway	Darling	2	1
2		@HOU	Gregg	Scott	7	0	66	7-22	@NY	Murphy	Aguilera	8	2
3	4-10	@SD	L. Smith	Hurst	3	1	67	7-23	@NY	L. Smith	Cone	6	0
4	4-11	@SD	Evans	Whitson	6	0	68	7-24	SF	Whited	Lefferts	9	1
5		@SD	Thomas	Davis	9	0	69	7-26	SF	Murphy	Garretts	6	2
6	4-12	@SD	Murphy	Rasmussen	1	1	70	7/27	SF	Murphy	Brantley	6	2
7		@SD	L. Smith	Grant	9	0	71		SF	Davis	Brantley	6	1
8	4-13	@SD	Perry	Leiper	9	0	72		SF	Murphy	Gossage	6	2
9	4-14	@SF	Thomas	Reuschel	1	2	73	7-29	CIN	L. Smith	Browning	4	0
10		@SF	L. Smith	Reuschel	7	0	74	7-30	SF	Evans	Mahler	2	0
11	4-16	@SF	Perry	Downs	2	2	75	8-2	SD	McDowell	Harris	8	1
12	4-21	SD	Murphy	Hurst	4	1	76	8-3	SD	Gregg	Schulze	2	0
13	4-23	SD	Perry	Rasmussen	1	1	77	8-4	@CIN	Murphy	Mahler	5	1
14		SD	Murphy	Rasmussen	3	1	78	8-5	@CIN	Treadway	Scudder	1	0
15	4-24	SD	Murphy	Terrell	6	0	79		@CIN	Evans	Scudder	4	0
16		SD	Treadway	Terrell	7	0	80		@CIN	Murphy	Scudder	6	0
17	4-25	@NY	Gant	Cone	8	0	81		@CIN	Gregg	Sebra	9	0
18	4-26	@NY	Gant	Gooden	3	0	82	8-6	@CIN	Treadway	Leary	7	1
19	4-20	@MTL	Davis	Smith	2	0	83	8-7	@LA	Blauser	Martinez	3	0
20		@MTL	Evans	Smith	4	0	84	8-8	@LA	L. Smith	Hershiser	1	0
21		@MTL	Evans	Burke	9	0	85	8-9	@LA	Murphy	Wetteland	1	2
22	5-3	PHI	Murphy	Carman	2	0	86		@LA	Murphy	Crews	8	1
23		PHI	Smoltz	Carman	4	1	87	8-11	@SD	Evans	Benes	2	0
24		PHI	Blauser	Carman	7	0	88		@SD	McDowell	Benes	3	0
25	5-4	PHI	Gant	Maddox	1	0	89		@SD	Murphy	Benes	5	2
26	5-6	MTL	Gant	Perez	1	0	90	8-12	@SD	Evans	Hurst	2	1
27		MTL	L. Smith	Perez	3	0	91	8-14	@STL	Ramero	Magrane	3	0
28	5-11	@PHA	L. Smith	O'Neal	6	0	92	8-15	@STL	Treadway	DeLeon	9	0
29	5-12	@PIT	Davis	Smiley	7	1	93	8-18	PIT	Evans	Walk	1	0
30	5-13	@PIT	L. Smith	Walk	8	2	94		PIT	Russell	M. Smith	6	1
31	5-14	@PIT	Thomas	Drabek	6	0	95	8-20	PIT	L. Smith	Kramer	6	0
32	5-16	@CHI	Thomas	Sanderson	5	0	96		PIT	Thomas	Landrums	9	1
33	5-23	PIT	Blauser	Smiley	1	0	97	8-22	STL	Gregg	Power	8	1
34	5-27	@STL	Thomas	DeLeon	8	1	98		STL	Murphy	Power	8	2
35	5-30	CHI	Thomas	Maddox	4	1	99	8-25	@CHI	Smith	Bielecki	1	0
36	6-2	SF	Gant	Reuschel	2	0	100		@CHI	Murphy	Lancaster	8	0
37	6-2	SF	Thomas	Lefferts	9	1	101	8-26	@CHI	McDowell	Sutcliffe	1	0
38	6-4	SF	Evans	Krokow	5	2	102		@CHI	Blauser	Sutcliffe	4	0
39	6-6	LA	Thomas	Crews	8	0	103		@CHI	Blauser	Wilkins	8	0
40	6-2	LA	Berros	Valenzuela	3	0	104	8-28	@PIT	Blauser	Walk	6	0
41	6-9	@HOU	Benedic	Forsch	6	0	105	8-29	@PIT	McDowell	Drabek	3	1
42	6-11	@HOU	Berros	Deshaies	2	0	106		@PIT	McDowell	Drabek	6	0
43	6-14	@SF	Treadway	Robinson	1	0	107	9-2	CHI	Wetheby	Maddox	6	0
44	6-15	@SF	L. Smith	Garretts	4	0	108	9-4	CHI	McDowell	Whitson	1	0
45	6-16	@LA	Treadway	Leary	1	0	109	9-7	SF	Treadway	Reuschel	3	1
46	6-17	@LA	James	Morgan	5	0	110		SF	Thomas	Reuschel	4	0
47	6-18	@LA	Thomas	Valenzuela	1	0	111	9-11	@SF	L. Smith	Garretts	3	0
48	6-21	CIN	L. Smith	Dibble	8	1	112	9-12	@SF	Thomas	Reuschel	2	0
49	6-23	HOU	Blauser	Deshaies	1	0	113		@SF	Murphy	Bedrosian	8	2
50	6-24	HOU	Murphy	Scott	2	1	114	9-13	@SD	Davis	Benes	3	0
51	6-24	HOU	L. Smith	Scott	3	1	115	9-14	@SD	Blauser	Grant	3	0
52	6-25	HOU	L. Smith	Knepper	3	1	116		@SD	Murphy	Clements	6	0
53	6-30	@PHA	Thomas	Mulholland	9	1	117		@SD	Lemke	Nolte	7	2
54	7-1	@PHA	Blauser	Ruffin	5	0	118	9-17	@LA	Gregg	Howell	9	1
55	7-2	@PHA	L. Smith	Cook	8	0	119	9-19	HOU	Gant	Scott	4	0
56	7-5	MTL	L. Smith	D. Martinez	5	0	120		HOU	Justice	Scott	4	0
57	7-7	PHA	Perry	Cook	2	0	121	9-21	HOU	L. Smith	Deshaies	4	1
58	7-7	PHA	L. Smith	Cook	6	1	122	9-23	CIN	Lemke	Browning	2	0
59	7-13	NY	Blauser	Darling	8	0	123		CIN	Gant	Browning	3	0
60	7-14	NY	L. Smith	Fernandez	9	0	124	9-24	CIN	Blauser	Scudder	5	0
61	7-16	NY	Evans	Ojeda	2	0	125	9-26	@HOU	Russell	Deshaies	6	0
62	7-16	NY	Evans	Tapani	5	0	126	9-27	@HOU	Gant	Portugal	1	0
63	7-17	@MTL	Gregg	Perez	8	1	127		@HOU	Blauser	Portugal	3	1
64	7-19	@MTL	Murphy	B. Smith	2	0	128		@HOU	McDowell	Clancy	9	0

*Denotes consecutive home runs.

1989 HOME RUN DETAILS



1989 OPPONENT HOME RUNS

				MEN						MEN			
NO.	DATE	TEAM	PLAYER	PITCHER	INN.	ON	NO.	DATE	OPP.	PLAYER	PITCHER	INN.	ON
1	4-4	HOU	G. Davis	Z. Smith	2	0	55		NY	Strawberry	P. Smith	5	0
2	4-10	SD	Gwynn	P. Smith	4	0	56	7-14	NY	McReynolds	Smoltz	2	0
3		SD	C. Martinez	P. Smith	6	2	57	7-15	NY	Strawberry	Lilliquest	3	0
4		SD	Templeton	P. Smith	6	0	58	7-16	NY	Johnson	Acker	8	0
5	4-11	SD	Gwynn	Smoltz	5	0	59	7-17	@ MTL	Santouraq	Glavine	3	0
6	4-13	SD	Salazar	Lilliquest	8	0	60	7-20	@ NY	Strawberry	Lilliquest	3	1
7	4-14	SF	Mitchell	Z. Smith	3	0	61	7-21	@ NY	Strawberry	Clary	3	1
8	4-16	SF	Mitchell	Smoltz	1	1	62	7-22	@ NY	Jefferies	Glavine	2	0
9	4-18	HOU	Caminiti	Glavine	5	1	63	7-24	SF	Mitchell	Smoltz	4	1
10		HOU	Hatcher	Glavine	9	1	64	7-25	SF	Thompson	Lilliquest	7	0
11	4-20	HOU	Ramirez	Lilliquest	3	0	65	7-27	SF	Litton	Glavine	1	0
12	4-22	SD	Clark	Smoltz	4	0	66	7-29	CIN	Davis	Smoltz	4	0
13	4-24	SD	Martinez	Alvarez	8	0	67		CIN	Benzinger	Acker	9	0
14	4-26	@ NY	McReynolds	Assenmacher	6	0	68	8-2	SD	Martinez	Glavine	4	1
15		@ NY	Johnson	Acker	8	1	69		SD	Clark	Eichhorn	7	2
16	4-28	@ MTL	Gularraga	Alvarez	7	1	70	8-4	@ CIN	Davis	P. Smith	6	1
17	4-29	@ MTL	Wallach	Glavine	4	0	71		@ CIN	Duncan	Boever	10	0
18	4-30	@ MTL	Brooks	Lilliquest	3	0	72	8-5	@ CIN	Duncan	Lilliquest	1	0
19	4-30	@ MTL	Owen	Lilliquest	3	1	73	8-6	@ CIN	Davis	Boever	9	1
20	5-2	NY	Strawberry	P. Smith	1	1	74	8-8	@ LA	Scioscia	Smoltz	2	3
21	5-3	PHI	Samuel	Puleo	1	0	75		@ LA	Stubbs	Valdez	6	2
22	5-12	@ PIT	Bonilla	Puleo	7	0	76	8-9	@ LA	Hamilton	P. Smith	5	0
23	5-15	@ CHI	McClendon	Lilliquest	2	2	77		@ LA	Hamilton	Acker	9	0
24	5-23	PIT	Wilson	Z. Smith	6	1	78	8-11	@ SD	Roberts	Lilliquest	5	0
25	5-25	PIT	Wilson	P. Smith	6	0	79	8-11	@ SD	Clark	Clary	4	1
26	5-27	@ STL	McGee	Glavine	6	0	80	8-12	@ SD	James	Glavine	7	0
27	5-28	@ STL	Guerrero	Z. Smith	3	1	81		@ SD	Salazar	Glavine	7	1
28	5-31	CHI	Sandberg	Smoltz	1	0	82	8-15	@ STL	Pendelton*	Eichhorn	7	1
29	6-2	SF	Mitchell	Glavine	3	1	83		@ STL	Thompson*	Boever	7	0
30	6-2	SF	Thompson	Glavine	5	0	84	8-19	PIT	Bonds	Smoltz	4	0
31	6-2	SF	Mitchell	Glavine	5	0	85	8-20	PIT	Hatcher	Valdez	7	0
32	6-3	SF	Mitchell	Z. Smith	4	1	86	8-22	STL	Brunansky	Eichhorn	6	1
33	6-3	SF	Maldonado	Alvarez	9	1	87	8-24	STL	Guerrero	Glavine	8	1
34	6-4	SF	Mitchell	Acker	7	0	88	9-1	CHI	Dawson	Lilliquest	4	0
35	6-5	LA	Gibson	Smoltz	6	1	89	9-2	CHI	Wrona	Clary	1	2
36		LA	Shelby	Smoltz	7	1	90	9-3	CHI	Dawson	P. Smith	4	1
37		LA	Hamilton	Assenmacher	9	0	91		CHI	Dawson	P. Smith	6	0
38	6-11	@ HOU	Doran	Puleo	2	3	92	9-4	SD	Jackson	Glavine	4	2
39	6-14	@ SF	Thompson	Lilliquest	1	0	93		SD	Clark	Eichhorn	7	3
40	6-22	CIN	Larkin	Glavine	3	2	94		SD	Clark	Boever	8	2
41		CIN	Benzinger	Glavine	5	1	95	9-5	SD	Santiago	Smoltz	2	1
42	6-24	HOU	Doran	Alvarez	8	0	96		SD	Alomar	Smoltz	2	1
43	6-27	@ CIN	Benzinger	Clary	7	3	97	9-6	SF	Clark	Lilliquest	1	1
44	6-28	@ CIN	Davis	Glavine	7	0	98		SF	Nixon	Valdez	6	0
45		@ CIN	Davis	Eichhorn	8	1	99	9-7	SF	Mitchell	Henry	9	0
46	6-29	@ CIN	Quinones	Clary	2	0	100	9-10	@ CIN	O'Neill	Greene	4	0
47	7-3	MTL	Galarraga	Glavine	8	1	101		@ CIN	Davis	Greene	6	0
48	7-5	MTL	Hudler	Lilliquest	5	0	102	9-12	@ SF	Mitchell	Clary	3	0
49		MTL	Wallach	Lilliquest	5	1	103	9-13	@ SD	Templeton	P. Smith	5	0
50		MTL	Foley	Valdez	8	0	104		@ SD	Santiago	Henry	8	1
51	7-6	PHA	D. Murphy	P. Smith	6	1	105	9-14	@ SD	Parent	Valdez	9	0
52	7-7	PHA	C. Hayes	Smoltz	4	0	106	9-15	@ LA	Murray	Greene	6	1
53	7-8	PHA	Ready	Glavine	4	0	107		@ LA	Harris	Greene	6	1
54	7-13	NY	Jefferies	P. Smith	2	0	108	9-17	@ LA	Dempsey	Boever	11	0

*Denotes consecutive home runs.



1989 HOME RUN DETAILS

BRAVES HOME RUNS VS OPPONENTS

CHICAGO (9)

	HOME	AWAY
Blauser	0	2
McDowell	1	1
Murphy	0	1
L. Smith	0	1
Thomas	1	1
Wetherby	1	0

CINCINNATI (11)

	HOME	AWAY
Blauser	1	0
Evans	0	1
Gant	1	0
Gregg	0	1
Lemke	1	0
Murphy	0	2
L. Smith	2	0
Treadway	0	2

HOUSTON (15)

	HOME	AWAY
Benedict	0	1
Berroa	0	1
Blauser	1	1
Gant	1	2
Gregg	0	1
Justice	1	0
McDowell	0	1
Murphy	1	0
Russell	0	1
L. Smith	3	0

LOS ANGELES (10)

	HOME	AWAY
Berroa	1	0
Blauser	0	1
Gregg	0	1
James	0	1
Murphy	0	2
L. Smith	0	1
Thomas	1	1
Treadway	0	1

MONTREAL (8)

	HOME	AWAY
Davis	0	1
Evans	0	2
Gant	1	0
Gregg	0	1
Murphy	0	1
L. Smith	2	0

NEW YORK (9)

	HOME	AWAY
Blauser	1	0
Evans	2	0
Gant	0	2
Murphy	0	1
L. Smith	1	1
Treadway	0	1

PHILADELPHIA (10)

	HOME	AWAY
Blauser	1	1
Gant	1	0
Murphy	1	0
Perry	1	0
L. Smith	1	2
Smoltz	1	0
Thomas	0	1

PITTSBURGH (11)

	HOME	AWAY
Blauser	1	1
Davis	0	1
Evans	1	0
McDowell	0	2
Russell	1	0
L. Smith	1	1
Thomas	1	1

SAN DIEGO (21)

	HOME	AWAY
Blauser	0	1
Davis	0	1
Evans	0	3
Gregg	1	0
Lemke	0	1
McDowell	1	1
Murphy	3	3
Perry	1	1
L. Smith	0	2
Thomas	0	1
Treadway	1	0

SAN FRANCISCO (19)

	HOME	AWAY
Davis	1	0
Evans	2	0
Gant	1	0
Murphy	3	1
Perry	0	1
L. Smith	0	3
Thomas	1	3
Treadway	0	2
Whited	1	0

ST. LOUIS (5)

	HOME	AWAY
Gregg	1	0
Murphy	1	0
Romero	0	1
Thomas	0	1
Treadway	0	1

1989 HOME RUN DETAILS



HOME RUNS VS BRAVES

CHICAGO (6)	ATL.	AWAY	NEW YORK (11)	ATL.	AWAY
Dawson	3	0	Jefferies	1	1
McClendon	0	1	Johnson	1	1
Sandberg	1	0	McReynolds	1	1
Wrona	1	0	Strawberry	3	2
CINCINNATI (15)	ATL.	AWAY	PHILADELPHIA (4)	ATL.	AWAY
Benzinger	2	1	Hayes	1	0
Davis	2	5	Murphy	1	0
Duncan	0	2	Ready	1	0
Larkin	1	0	Samuel	1	0
O'Neil	0	1			
Quinones	0	1	PITTSBURGH (5)	ATL.	AWAY
HOUSTON (11)	ATL.	AWAY	Bonds	1	0
Anthony	0	1	Bonilla	0	1
Bass	1	0	Hatcher	1	0
Biggio	2	0	Wilson	2	0
Caminiti	1	0	SAN DIEGO (21)	ATL.	AWAY
Davis	1	0	Alomar	1	0
Doran	1	1	Clark	4	1
Hatcher	1	0	Gwynn	2	0
Ramirez	1	0	Jackson	1	0
Trevino	1	0	James	0	1
LOS ANGELES (10)	ATL.	AWAY	Martinez	3	0
Dempsey	0	1	Parent	0	1
Gibson	1	0	Roberts	0	1
Hamilton	1	2	Salazar	1	1
Harris	0	1	Santiago	1	1
Murray	0	1	Templeton	1	1
Scioscia	0	1	SAN FRANCISCO (16)	ATL.	AWAY
Shelby	1	0	Clark	1	0
Stubbs	0	1	Litton	1	0
MONTREAL (9)	ATL.	AWAY	Maldonado	1	0
Brooks	0	1	Mitchell	8	1
Foley	1	0	Nixon	1	0
Galarraga	1	1	Thompson	2	1
Hudler	1	0			
Owen	0	1			
Santovenia	0	1			
Wallach	1	1			



1989 TRANSACTIONS

ATLANTA BRAVES' 1989 MAJOR LEAGUE TRANSACTIONS

- January 11 . . . Signed OF **LONNIE SMITH** to a one-year contract.
- March 25 . . . Purchased contract of C-INF-OF **JOHN RUSSELL** from Philadelphia.
- March 27 . . . Purchased contracts of INF **DARRELL EVANS** and INF **JEFF TREADWAY** from AAA Richmond.
- March 28 . . . Placed RHP **BRUCE SUTTER** on 21-day DL (right shoulder).
Optioned INF **MARK LEMKE** and RHP **TOMMY GREENE** to AAA Richmond.
Optioned RHP **BEN RIVERA** to A Durham.
- March 30 . . . Outrighted OF **TERRY BLOCKER** to AAA Richmond.
Granted INF **PAUL RUNGE** and C **MATT STARK** their unconditional release.
Purchased contract of RHP **MARK EICHHORN** from AAA Syracuse.
Placed RHP **CHARLIE PULEO** on 15-day DL retroactive to March 28. (right hand)
Purchased contract of RHP **JIM ACKER** from AAA Richmond.
- March 31 . . . Granted OF **ALBERT HALL** his unconditional release.
Optioned RHP **GARY EAVE** to AAA Richmond.
- April 1 Purchased contract of LHP **DEREK LILLQUIST** from AAA Richmond.
- April 16 Activated RHP **CHARLIE PULEO** from 15-day DL.
Outrighted RHP **MARK EICHHORN** to AAA Richmond.
- April 20 Placed OF **TOMMY GREGG** on 15-day DL (broken bone, right foot).
Purchased contract of OF **TERRY BLOCKER** from AAA Richmond.
- May 22 Placed OF **LONNIE SMITH** on 15-day DL (hyperextended right ankle) retroactive to 5-20-89.
- May 23 Recalled OF **DAVID JUSTICE** from AAA Richmond.
- June 2 Activated OF **TOMMY GREGG** from 15-day DL.
Optioned OF **DAVID JUSTICE** to AAA Richmond.
- June 6 Placed INF **GERALD PERRY** on the 15-day DL (subluxation of left shoulder).
Purchased the contract of OF-1B **JEFF WETHERBY** from AAA Richmond.
- June 13 Activated OF **LONNIE SMITH** from 15-day DL.
Outrighted OF **TERRY BLOCKER** to AA Greenville.
- June 21 Activated INF **GERALD PERRY** from 15-day DL.
Optioned INF **RON GANT** to Class A Sumter.
Purchased contract of RHP **MARK EICHHORN** from AAA Richmond.
Optioned RHP **CHARLIE PULEO** to AAA Richmond.
- June 25 Placed RHP **JOSE ALVAREZ** on 15-day DL (strained right knee).
Purchased contract of **MARTY CLARY** from AAA Richmond.
- July 2 Traded OF **DION JAMES** to the Cleveland Indians in exchange for OF **ODDIBE McDOWELL**.
Traded LHP **ZANE SMITH** to the Montreal Expos in exchange for RHP **SERGIO VALDEZ**, OF **KEVIN DEAN**, and RHP **NATHAN MINCHEY**. Valdez, Dean assigned to AAA Richmond, Minchey to A Burlington.
- July 5 Optioned OF **JEFF WETHERBY** to AAA Richmond.
Purchased the contract of INF **ED WHITED** from AAA Richmond.
- July 10 Placed INF **GERALD PERRY** on 21-day DL (separated left shoulder)
- July 13 Recalled OF **JEFF WETHERBY** from AAA Richmond.

1989 TRANSACTIONS

1989 TRANSACTIONS (continued)

- August 12 Outrighted INF **ED WHITED** to AAA Richmond.
Signed free-agent INF **ED ROMERO** to a one-year contract.
- August 23 Outrighted INF **ED ROMERO** to Milwaukee for PTBNL.
- August 24 Purchased the contracts of INF **ED WHITED** and LHP **MIKE STANTON** from AAA Richmond.
Outrighted RHP **JIM ACKER** to Toronto for LHP **TONY CASTILLO** and a PTBNL.
Outrighted LHP **PAUL ASSENMACHER** to Chicago Cubs for two players to be named later.
- August 29 Obtained C **FRANCISCO CABRERA** from Toronto as the PTBNL in the **ACKER** trade on 8-24-88—Optioned **CABRERA** to AAA Richmond.
- August 31 Acquired LHP **PAT GOMEZ** from the Chicago Cubs as the first of two PTBNL in the August 24 trade which sent LHP **PAUL ASSENMACHER** to the Cubs.
- Sept. 1 Acquired RHP **JAY ALDRICH** from the Milwaukee Brewers as the PTBNL in the August 23 trade which sent INF **ED ROMERO** to the Brewers.
Acquired C **KELLY MANN** from the Chicago Cubs as the 2nd of two PTBNL in the August 24 trade which sent LHP **PAUL ASSENMACHER** to the Cubs.
- Sept. 6 Recalled RHP **DWAYNE HENRY** and RHP **TOMMY GREENE** from AAA Richmond.
Recalled the following from AAA Richmond to report on the 13th: RHP **GARY EAVE**, LHP **KENT MERCKER**, RHP **CHARLIE PULEO**, C **FRANCISCO CABRERA**, INF **RON GANT**, INF **MARK LEMKE**, INF **DREW DENSON**, OF **DAVID JUSTICE**.
Recalled C **BRIAN DEAK** from A Durham (not to report).
- Sept. 13 Purchased outright RHP **RUSTY RICHARDS** and C **JOHN MIZEROCK** from AAA Richmond.
- Oct. 10 Outrighted OF **JEFF WETHERBY** to AAA Richmond.
- Oct. 13 Placed C **BRUCE BENEDICT** on the voluntary retired list.
- Oct. 17 Outrighted INF **ED WHITED** and C **JOHN MIZEROCK** to AAA Richmond.
- Nov. 14 Granted RHPs **JAY ALDRICH**, **CHARLIE PULEO**, and **BRUCE SUTTER** their unconditional release. Outrighted INF **DREW DENSON** and OF **GERONIMO BERROA** to AAA Richmond.
Outrighted LHP **PAT GOMEZ**, RHP **ANDY NEZELEK** and RHP **BEN RIVERA** to Atlanta from AAA Richmond.
Outrighted INFs **MIKE BELL**, **BRIAN HUNTER** and **TOM REDINGTON** to Atlanta from AA Greenville.
- Nov. 17 Signed free-agent INF **NICK ESASKY** to a 3-year contract.
- Nov. 20 Outrighted RHP **JOSE ALVAREZ** to AAA Richmond.
Granted RHP **MARK EICHHORN** his unconditional release.
Purchased the contract of INF **ALEXIS INFANTE** from Toronto.
Purchased the contracts of RHP **RICKY TRLICEK**, OF **KEITH MITCHELL**, and OF **DENNIS HOOD** from AAA Richmond.
- Dec. 12 Outrighted C **BRIAN DEAK** to AAA Richmond.
- Dec. 15 Outrighted C **FRANCISCO CABRERA**, C **KELLY MANN**, OF **DAVID JUSTICE**, and RHP **GARY EAVE** to AAA Richmond.
Acquired LHP **CHARLIE LEIBRANDT** and RHP **RICK LUECKEN** from Kansas City in exchange for INF **GERALD PERRY** and RHP **JIM LEMASTERS**.
- Dec. 17 Acquired C **ERNIE WHITT** and OF **KEVIN BATISTE** from Toronto Blue Jays in exchange for RHP **RICK TRLICEK**. Assigned **KEVIN BATISTE** to AAA Richmond.



1989 DAILY HOME ATTENDANCE

1989 DAILY HOME ATTENDANCE

Home Date	Home Game No.	Date	N-D	Day	Opp	Game Attendance	Series Attendance	Season Attendance
1	1	Apr 7	N	Fri	LA	31,927		31,927
2	2	Apr 9	D	Sun	LA	17,041	48,968	48,968
3	3	Apr 18	N	Tue	Hou	8,758		57,726
4	4	Apr 19	N	Wed	Hou	6,292		64,018
5	5	Apr 20	N	Thu	Hou	5,568	20,618	69,586
6	6	Apr 21	N	Fri	SD	14,070		83,656
7	7	Apr 22	N	Sat	SD	19,216		102,872
8	8	Apr 23	D	Sun	SD	17,069		119,941
9	9	Apr 24	N	Mon	SD	6,938	57,293	126,879
10	10	May 1	N	Mon	NY	8,854		135,873
11	11	May 2	N	Tue	NY	12,834	21,688	148,567
12	12	May 3	N	Wed	Pha	4,143		152,710
13	13	May 4	N	Thu	Pha	2,047	6,190	154,757
14	14	May 5	N	Fri	Mtl	6,104		160,861
15	15	May 6	N	Sat	Mtl	15,566		176,427
16	16	May 7	D	Sun	Mtl	14,278	35,948	190,705
17	17	May 19	N	Fri	St.L	18,594		209,299
18	18	May 20	N	Sat	St.L	26,840		236,139
19	19	May 21	D	Sun	St.L	36,560	81,994	272,699
20	20	May 23	N	Tue	Pit	6,137		278,836
21	21	May 24	N	Wed	Pit	5,896		284,732
22	22	May 25	N	Thu	Pit	5,517	17,550	290,249
23	23	May 29	D	Mon	Chi	15,123		305,372
24	24	May 30	N	Tue	Chi	7,566		312,938
25	25	May 31	N	Wed	Chi	7,958	30,647	320,896
26	26	June 2	N	Fri	SF	14,452		335,348
27	27	June 3	D	Sat	SF	16,181		351,529
28	28	June 4	D	Sun	SF	13,700	44,333	365,229
29	29-30	June 5	N	Mon	LA	10,340		375,569
30	31	June 6	N	Tue	LA	7,623		383,192
31	32	June 7	N	Wed	LA	11,324	29,287	394,516
32	33-34	June 21	N	Wed	Cin	10,247		404,763
33	35	June 22	N	Thu	Cin	10,203	20,450	414,966
34	36	June 23	N	Fri	Hou	12,614		427,580
35	37	June 24	N	Sat	Hou	27,944		455,524
36	38	June 25	D	Sun	Hou	15,698	56,256	471,222
37	39	July 3	N	Mon	Mtl	10,565		481,787
38	40	July 4	N	Tue	Mtl	27,245		509,032
39	41	July 5	N	Wed	Mtl	5,091	42,901	514,123
40	42	July 6	N	Thu	Pha	6,544		520,667
41	43	July 7	N	Fri	Pha	11,450		532,117
42	44	July 8	N	Sat	Pha	21,337		553,454
43	45	July 9	D	Sun	Pha	9,292	48,623	562,746
44	46	July 13	N	Thu	NY	13,690		576,436
45	47	July 14	N	Fri	NY	24,143		600,579
46	48	July 15	N	Sat	NY	35,542		636,121
47	49	July 16	D	Sun	NY	16,977	90,352	653,098
48	50	July 24	N	Mon	SF	12,985		666,083
49	51	July 25	N	Tue	SF	10,564		676,647
50	52	July 26	N	Wed	SF	8,055		684,702
51	53	July 27	N	Thu	SF	10,471	42,075	695,173
52	54	July 28	N	Fri	Cin	18,883		714,056
53	55	July 29	N	Sat	Cin	31,470		745,526
54	56	July 30	D	Sun	Cin	14,177	64,530	759,703
55	57	Aug 1	N	Tue	SD	8,363		768,066
56	58	Aug 2	N	Wed	SD	6,967		775,033
57	59	Aug 3	N	Thu	SD	12,357	27,687	787,390
58	60	Aug 18	N	Fri	Pit	17,154		804,544
59	61	Aug 19	N	Sat	Pit	20,734		825,278
60	62	Aug 20	D	Sun	Pit	9,222	47,110	834,500
61	63	Aug 22	N	Tue	St.L	9,117		843,617
62	64	Aug 23	N	Wed	St.L	7,792		851,409
63	65	Aug 24	N	Thu	St.L	8,174	25,083	859,583
64	66	Sept 1	N	Fri	Chi	14,255		873,838
65	67	Sept 2	N	Sat	Chi	42,020		915,858
66	68	Sept 3	D	Sun	Chi	25,189	81,464	941,047
67	69	Sept 4	N	Mon	SD	5,332		946,379
68	70	Sept 5	N	Tue	SD	1,530	6,862	947,909
69	71	Sept 6	N	Wed	SF	2,735		950,644
70	72	Sept 7	N	Thu	SF	4,474	7,209	955,118
71	73	Sept 19	N	Tue	Hou	3,425		958,543
72	74	Sept 20	N	Wed	Hou	2,794		961,337
73	75	Sept 21	N	Thu	Hou	2,117	8,336	963,454
74	76	Sept 22	N	Fri	Cin	4,213		967,727
75	77	Sept 23	N	Sat	Cin	7,674		975,401
76	78	Sept 24	D	Sun	Cin	4,689	16,636	980,090
77	79	Oct 1	D	Sun	LA	4,840	4,840	984,930

MISCELLANEOUS





ATLANTA-FULTON COUNTY STADIUM FACTS

GROUND BREAKING - April 15, 1964

CONSTRUCTION FINISHED - April 9, 1965, opened for business

FIRST GAME - April 12, 1966. Pirates beat the Braves 3-2 in 13 innings.

FIRST BATTER - Matty Alou, Pittsburgh

FIRST HIT - Gene Alley, Pittsburgh

FIRST HOME RUN - Joe Torre, Atlanta

FIRST BRAVES' BATTER - Felipe Alou

FIRST HIT BY A BRAVES' BATTER - Rico Carty

FIRST BRAVES' STOLEN BASE - Hank Aaron

FIRST BRAVES' ERROR - Denis Menke

DIMENSIONS

330' down left field line

385' in the alleys

402' to center field

330' down right field line

10' wall all the way around outfield

GROUND RULES

DUGOUTS

Dugouts are bounded by guard rails and any ball hitting guard rails is **IN PLAY**.

Ball hitting netting on home plate side of either dugout is **IN PLAY**.

Ball hitting facing of either dugout painted white is **IN PLAY**. Ball hitting facing over either dugout which is not painted is dead.

Ball hitting front ledge of lip in front of dugout is **IN PLAY**.

BACKSTOP

Ball lodging in padding or on top of camera booth is dead—**ONE BASE** on pitch and **TWO BASES** on throw by a fielder.

Ball thrown into stands under fence going from dugout to dugout—**ONE BASE** on pitch and **TWO BASES** on throw by a fielder.

CANVAS

Catch may be made off of canvas. Ball lodged behind or under canvas is dead—**ONE BASE** on pitch and **TWO BASES** on throw by a fielder.

Batted ball lodging behind or under canvas—**TWO BASES**.

FOUL POLES

Ball hitting any part of screen area supported by poles down left or right field line—**HOME RUN**.

Ball going over outfield fence into open space directly below screen area—**HOME RUN**.

1990 BRAVES' RADIO AND TELEVISION

The Atlanta Braves, WTBS-TV and WSB Radio join together again in 1990 to provide Braves' fans with the best in sports broadcasting. TBS SuperStation is televising 110 games in 1990, including 61 regular season home games, 48 regular season away games and one spring training game. WTBS carries the Braves into more than 52 million homes throughout the United States and the Caribbean.

WSB-AM, which began its affiliation with the Braves when the franchise moved to Atlanta in 1966, is the rightsholder for the team's radio network. The 100-plus outlets cover Alabama, Florida, South Carolina, North Carolina and Tennessee, in addition to Georgia. Braves radio will air all 162 regular season games.

The broadcasters are Skip Caray, Pete Van Wieren and Don Sutton.

SKIP CARAY

Skip Caray, a seven-time winner of the Georgia Broadcaster of the Year award, enters his 15th season with the Braves in 1990. Caray also did play-by-play for the Atlanta Hawks for 14 seasons, is a former radio sports talk show host, broadcast Florida State football for one year and currently does National Basketball Association games for WTBS.

Skip and his wife, Paula, live in Atlanta. They have four children: Chip (a play-by-play voice for the NBA's Orlando Magic), Cindy, Shayelyn and Joshua.

PETE VAN WIEREN

Pete Van Wieren, who has won Georgia Broadcaster of the Year honors for two straight years, is in his 15th season as one of the voices of the Braves. Van Wieren has now earned that prestigious award three times, the first having come in 1980. He began his Major League broadcasting career with the Braves in 1976 after working as a play-by-play man for the Tidewater Tides of the International League for two years. He has also broadcast hockey, college and professional basketball and college and professional football, currently spending his baseball off-seasons doing the NBA on WTBS.

Pete and his wife, Elaine, live in Tucker, Ga. They have two children: Steven and Jon.

DON SUTTON

Don Sutton joined the Braves' broadcast crew in 1989, after concluding a 23-year Major League career which saw him win 324 games and participate in four World Series and four All-Star games. As a broadcaster, he has done network coverage of both the playoffs and World Series, as well as filling in as a sportscaster on KNBC in Los Angeles. Last year he split time between TBS SuperStation and cablecasts of the Los Angeles Dodgers.

Don and his wife, Patti, have two children: Daron and Staci.



RULES OF INTEREST

PLAYER LIMITS: 40 until opening day, when the number must be reduced to 25 until September 1, when it again becomes 40.

DETERMINING BATTING AVERAGE: Divide the number of at bats into the number of hits.

DETERMINING AN EARNED RUN AVERAGE: Multiply the number of earned runs by nine; divide the total by the number of innings pitched.

QUALIFYING MARKS: To qualify for the batting championship a player must have a minimum of 502 plate appearances. To qualify for Earned Run Average Leadership a pitcher must have at least 162 innings pitched.

DETERMINING SLUGGING PERCENTAGE: Divide the total bases of all hits by the total times at bat (At bats do not include walks, sacrifices, hit by pitches, or times awarded first base because of interference or obstruction).

DETERMINING FIELDING AVERAGE: Divide the total putouts and assists by the total of putouts, assists and errors.

DETERMINING PERCENTAGE OF GAMES WON AND LOST: Divide the number of games won by the total games won and lost.

DETERMINING ON BASE PERCENTAGE: Add the total of hits, walks, and hit by pitches and divide by the total of at-bats, walks, hit by pitches, and sacrifice flies.

CONSECUTIVE-GAME HITTING STREAKS: A consecutive-game hitting streak shall not be terminated if all the player's plate appearances (one or more) result in a base on balls, hit batsman, defensive interference or a sacrifice bunt. The streak shall terminate if the player has a sacrifice fly and no hit.

CONSECUTIVE-GAME PLAYING STREAK: A consecutive-game playing streak shall be extended if the player plays one half-inning on defense, or if he completes a time at bat by reaching base or being put out. A pinch-running appearance only, shall not extend the streak. If a player is ejected from a game by an umpire before he can comply with the requirements of this rule, his streak shall continue.

DETERMINING THE MAGIC NUMBER: Determine the number of games yet to be played, add one, then subtract the number of games ahead in the loss column of the standings from the closest opponent.

DOCTORED BAT: If a filled or "doctored" bat is used, the player is to be ejected from the game and suspended three days. Any balls hit by an illegal bat do not count. If the umpire sees the illegal bat before it is used, he issues a warning, but there is no penalty.

DETERMINING A "MAJOR LEAGUE YEAR": 172 days constitute a full year in the Major Leagues.

THE GAME-WINNING RBI: The Game-Winning RBI is defined as "the RBI that gives a club the lead it never relinquishes." There does not have to be a Game-Winning RBI in every game because the winning run can be scored on a wild pitch, error, balk, etc.

RELIEF PITCHERS' SAVE RULE: A pitcher is credited with a save when he meets all three of the following conditions: 1) He is the finishing pitcher in a game won by his club, and, 2) he is not the winning pitcher, and, 3) he qualifies under one of the following conditions: a) he enters the game with a lead of no more than three runs and pitches for at least one inning, or, b) he enters the game with the potential tying run either on base, at bat or on deck, or, c) he pitches effectively for at least three innings.

ROOKIE RULE: Not more than 130 at-bats or 50 innings pitched in the Major Leagues during a previous season or seasons, nor more than 45 days on a Major League roster during the 25-player limit (excluding time in military service).

DAY GAME/NIGHT GAME: Any game scheduled to start after 5:00 p.m. will be considered a night game. If a game is scheduled to start at or before 5:00 p.m. and is delayed by rain or for any other reason it shall still be considered a day game. However, both games of a two-night doubleheader shall be considered night games. When afternoon and night games are played on the same day and separate admissions are charged, they will be counted as one day game and one night game and will not be considered as a doubleheader.

REGULATION GAME: A regulation game consists of nine innings unless extended because of a tie score or shortened because (1) the home team needs none of its half of the ninth or only part of it; or (2) because the umpire-in-chief calls the game after five completed innings. A regulation game may be less than five innings if the home team is ahead after the first of the fifth, or takes the lead or ties the score while at bat in the fifth.

TIE GAME: A regulation game that is called by the umpire-in-chief when both teams have the same number of runs is a tie game. Individual player performances are official and are entered in the records, but the game does not count in the League standings and may be re-scheduled at a later date.

SUSPENDED GAME: A game becomes a suspended game if it is terminated for any of the following reasons; (1) a curfew imposed by law; (2) a time limit permissible under league rules; (3) light failure or malfunction of a mechanical field device under control of the home club (including automatic tarpaulin or water removal equipment; or (4) darkness because of any law, the lights may not be turned on. No game called because of a curfew or a time limit shall be a suspended game unless it has progressed far enough to have been a regulation game (see above). A game called under either provision (3) or (4) shall be a suspended game at any time after it starts. Note: weather and similar conditions shall take precedence in determining whether a called game shall be a suspended game. A game can only be considered a suspended game if stopped for any of the four reasons specified.

RULES OF INTEREST



Since 1980, if WEATHER forces the termination of a legal game while an INNING IS IN PROGRESS, it will become a suspended game if either of the following two conditions exists: (1) The visiting team has scored one or more runs to tie the game and the home team has not scored, or, (2) The visiting team has scored one or more runs to take the lead and the home team has not tied the score or taken the lead. If a legal game is tied when called because of weather and neither situation listed above prevails, it is a tie game and must be replayed in its entirety.

Suspended games shall be resumed at the exact point of suspension immediately preceding the next scheduled single game between the two clubs on the same ground. . . . If this is not possible, other provisions for resumption are specified in American League Regulation 3.8.

A game called at the END of a completed inning AFTER NINE INNINGS for any reason shall be a SUSPENDED game. This rule became effective in 1969. Formerly, the game would have been declared a tie and replayed in its entirety at a later date.

DISABLED LISTS: REGULAR DISABLED LIST: Maximum number of players on list at any one time—three (3). Minimum period of activity—twenty-one (21) days. Players may not be placed on the Regular Disabled List earlier than fifteen (15) days prior to the start of the Championship Season. SUPPLEMENTAL DISABLED LIST: Maximum number of players on list at one time—two (2) of which no more than one (1) may be a pitcher. Minimum period of inactivity fifteen (15) days. SPECIAL DISABLED LIST: Maximum number of players on list at any one time—one (1). Minimum period of inactivity—thirty (30) calendar days. Placements on this List are limited to Clubs who have two (2) players on the Supplemental Disabled List, and three (3) players on the Regular Disabled List, and subsequently incur an injury or ailment to a player whose estimated disability will exceed twenty-one (21) days, yet be less than sixty (60) days. EMERGENCY DISABLED LIST: Maximum number of players on list at one time—no limit. Minimum period of inactivity—sixty (60) calendar days. Players placed on this list after August 1st shall remain there for the balance of the season.

BRAVES 1990 ROAD HOTELS

CITY	HOTEL	TELEPHONE NO.
Chicago	Hyatt Regency	(312) 565-1234
Cincinnati	Terrace Hilton	(513) 381-4000
Houston	Westin Galleria	(713) 960-8100
Los Angeles	Hyatt Regency	(213) 683-1234
Montreal	LeCentre Sheraton	(514) 878-2000
New York	Grand Hyatt	(212) 883-1234
Philadelphia	Sheraton Society Hill	(215) 238-6000
Pittsburgh	Vista International	(412) 281-3700
St. Louis	Adam's Mark	(314) 241-7400
San Diego	Marriott Marina	(619) 234-1500
San Francisco	Parc Fifty Five	(415) 392-8000



SPRING TRAINING INFORMATION

REPORTING DATES — Pitchers and catchers report on February 15th for a February 16th workout... Balance of the team reports February 20th for a full squad workout February 21st.

HOTEL HEADQUARTERS — The Palm, 630 Clearwater Park Road, West Palm Beach, Florida, 33401. Telephone (407) 833-1234.

GAMES AND OFFICES — Municipal Stadium, West Palm Beach, P.O. Box 2619, West Palm Beach, Florida, 33402. Telephone (407) 683-6100. (Street Address: 715 Hank Aaron Drive, West Palm Beach, Florida 33401.) Press Box phone (407) 686-3951. Public Relations Office (407) 471-0995 or 0996.

MUNICIPAL STADIUM — Built in 1963, the stadium seats 7,200. Playing field distances are 330 feet to left and right field, and 400 feet to center.

TICKETS — Reserved box seats are \$8.00, grandstand seats are \$7.00, reserved bleacher seats are \$5.00.

SITES THROUGH THE YEARS — 1901, Norfolk, Va.; 1902-04, Thomasville, Ga.; 1905, Charleston, S.C.; 1906, Jacksonville, Fla.; 1907, Thomasville, Ga.; 1908-12, Augusta, Ga.; 1913, Athens, Ga.; 1914-15, Macon, Ga.; 1916-18, Miami, Fla.; 1919-1920, Columbus, Ga.; 1921, Galveston, Tex.; 1922-37, St. Petersburg, Fla.; 1938-40, Bradenton, Fla.; 1941, San Antonio, Tex.; 1942, Sanford, Fla.; 1943-44, Wallingford, Conn.; 1945, Washington, D.C.; 1946-47, Ft. Lauderdale, Fla.; 1948-61, Bradenton, Fla.; 1962, Palmetto, Fla.; 1963 to present, West Palm Beach, Fla.

MINOR LEAGUES — Players report to West Palm Beach on February 28 for early workouts beginning March 1. Bulk of players report March 9 for first full squad workout the next day.

BRAVES BITS

DID YOU KNOW ... Rico Carty caught 17 games for the Milwaukee Braves in 1965.

BRAVES BITS

DID YOU KNOW ... Current DeKalb County sheriff Pat Jarvis was the Braves' Rookie-of-the-Year in 1966, when he won six straight games and finished with a 6-2 record and a 2.32 ERA.

SPRING TRAINING INFORMATION



1990 BRAVES SPRING TRAINING SCHEDULE

Date	Opponent/Location	Time
Thursday, March 1	University of GA @ West Palm Beach	1:05 p.m.
Friday, March 2	Houston Astros @ West Palm Beach	1:05 p.m.
Saturday, March 3	Montreal Expos @ West Palm Beach	1:05 p.m.#
Sunday, March 4	Montreal Expos @ West Palm Beach	1:35 p.m.#
Monday, March 5	Los Angeles Dodgers @ Vero Beach	1:35 p.m.
Tuesday, March 6	Baltimore Orioles @ West Palm Beach	1:05 p.m.
Wednesday, March 7	New York Mets @ West Palm Beach	1:05 p.m.
Thursday, March 8	New York Mets @ Port St. Lucie	1:05 p.m.
Friday, March 9	Baltimore Orioles @ Miami	1:35 p.m.
Saturday, March 10	New York Yankees @ West Palm Beach	1:35 p.m.#
Sunday, March 11	New York Yankees @ Ft. Lauderdale —SPLIT— New York Mets @ Port St. Lucie —SQUAD—	2:00 p.m. 1:05 p.m.#
Monday, March 12	Los Angeles Dodgers @ West Palm Beach	1:05 p.m.
Tuesday, March 13	Minnesota Twins @ West Palm Beach	1:05 p.m.
Wednesday, March 14	New York Yankees @ West Palm Beach	1:05 p.m.
Thursday, March 15	Baltimore Orioles @ Miami	1:35 p.m.
Friday, March 16	New York Yankees @ Ft. Lauderdale	1:05 p.m.
Saturday, March 17	Montreal Expos @ West Palm Beach	1:05 p.m.#
Sunday, March 18	New York Yankees @ West Palm Beach	1:35 p.m.#
Monday, March 19	Philadelphia Phillies @ Clearwater —SPLIT— Montreal Expos @ West Palm Beach SQUAD—	1:05 p.m. — 7:05 p.m.
Tuesday, March 20	Philadelphia Phillies @ Clearwater	12:05 p.m.
Wednesday, March 21	—OFF DAY—	
Thursday, March 22	Boston Red Sox @ West Palm Beach	1:05 p.m.
Friday, March 23	Montreal Expos @ West Palm Beach	1:05 p.m.
Saturday, March 24	Los Angeles Dodgers @ West Palm Beach	1:35 p.m.#
Sunday, March 25	Los Angeles Dodgers @ Vero Beach	1:35 p.m.# *
Monday, March 26	New York Yankees @ Ft. Lauderdale	1:05 p.m.#
Tuesday, March 27	Baltimore Oriole @ West Palm Beach	1:05 p.m.#
Wednesday, March 28	Los Angeles Dodgers @ Vero Beach	12:35 p.m.#
Thursday, March 29	New York Mets @ West Palm Beach Montreal Expos @ West Palm Beach	1:05 p.m. 7:05 p.m.#
Friday, March 30	No Games	
Saturday, March 31	Exhibition Game—Greenville	2:00 p.m.
Sunday, April 1	—OFF DAY—	
Monday, April 2	Open in San Francisco	

FOR TICKET INFORMATION CALL (407)683-6100
MUNICIPAL STADIUM
P.O. BOX 2619
WEST PALM BEACH, FL 33402-2619

* = TELEVISED BY TBS SUPERSTATION

= BROADCAST ON WSB RADIO

Highlighted Dates = Home Games

YEAR BY YEAR SPRING TRAINING RECORDS

1966	13-13	1978	14-11
1967	12-13	1979	16-10
1968	13-11	1980	10-9
1969	11-12	1981	15-15
1970	15-17	1982	18-7
1971	13-14	1983	13-15
1972	8-12	1984	13-13
1973	4-18-1	1985	18-11
1974	10-11-1	1986	18-11
1975	9-19	1987	16-14
1976	16-14	1988	8-21
1977	8-8-1	1989	16-12



SPRING TRAINING INFORMATION

ATLANTA BRAVES 1989 SPRING TRAINING STATISTICS

BATTING

Player	BAT.	OBA	G	AB	R	H	TB	2B	3B	HR	RBI	SH	SF	HP	BB	IBB	SO	SB	CS	GDP	E	PINCH-HIT			
																						AB	H	HR	BI
Alicea	.000	.000	2	2	1	0	0	0	0	0	0	0	0	0	0	0	1	0	0	0	0	0	0	0	
Benedict	.158	.238	18	38	2	6	6	0	0	0	4	2	0	0	4	0	3	0	0	0	1	0	0	0	
Berroa	.295	.354	20	44	5	13	16	3	0	0	2	0	0	0	4	0	4	1	0	0	3	4	0	0	
Blauser	.338	.398	23	80	14	27	42	4	1	3	11	0	0	1	7	0	8	0	2	2	5	0	0		
Blocker	.091	.091	13	11	1	1	1	0	0	0	0	0	0	0	0	0	2	0	0	0	0	0	0		
Davis	.213	.262	19	61	6	13	23	1	0	3	16	1	0	0	4	0	11	0	0	2	0	1	1		
Deak	.333	.333	2	3	0	1	2	1	0	0	1	0	0	0	0	0	0	0	0	0	0	0	0		
Denson	.333	.333	3	6	1	2	5	0	0	1	1	0	0	0	0	0	1	0	0	1	0	0	0		
Dunbar	.000	.000	2	2	0	0	0	0	0	0	0	0	0	0	0	0	0	0	0	0	0	2	0		
Evans	.231	.311	17	39	4	9	13	1	0	1	7	0	1	0	5	0	8	0	0	0	2	3	2		
Gant	.258	.317	28	93	14	24	35	2	0	3	8	0	0	0	8	0	18	2	5	0	6	1	1		
Gregg	.281	.373	24	64	14	18	31	4	0	3	13	0	1	0	10	0	10	0	1	1	1	3	1		
Hall	—	—	2	0	1	0	0	0	0	0	0	0	0	0	0	0	0	0	0	0	0	0	0		
Hood	.000	.000	7	2	1	0	0	0	0	0	0	0	0	0	0	0	1	0	0	0	1	0	0		
James	.273	.310	25	66	8	18	21	3	0	0	7	0	1	0	4	0	9	1	1	1	0	4	1		
Jones	.300	.333	8	20	1	6	9	1	1	0	3	0	0	1	0	0	1	2	0	0	0	1	0		
Justice	.125	.125	10	8	0	1	1	0	0	0	0	0	0	0	0	0	2	0	0	0	0	4	1		
Kremers	.000	.000	2	1	0	0	0	0	0	0	0	0	0	0	0	0	0	0	0	0	0	0	0		
Lemke	.270	.309	20	63	8	17	19	2	0	0	5	0	1	0	4	0	6	0	0	1	1	1	0		
Mathews	—	—	1	0	0	0	0	0	0	0	0	0	0	0	0	0	0	0	0	0	0	0	0		
Mizerock	.000	.143	11	6	0	0	0	0	0	0	0	1	0	1	0	0	3	0	0	0	0	1	0		
Murphy	.181	.291	23	72	11	13	23	4	0	2	8	0	2	0	12	2	19	0	1	2	0	0	0		
Perry	.253	.385	26	75	11	19	23	1	0	1	14	0	0	0	16	1	10	1	2	1	3	3			
G. Rivers	1.000	1.000	2	1	0	1	1	0	0	0	0	0	0	0	1	0	0	0	0	0	0	0	0		
Runge	.364	.364	10	11	1	4	4	0	0	0	0	0	0	0	0	0	0	0	0	0	1	0	0		
Russell (TOT)	.184	.225	21	38	3	7	10	3	0	0	2	0	0	0	2	0	3	0	0	1	1	7	2		
Russell (ATL)	.182	.250	7	11	1	2	2	0	0	0	1	0	0	0	1	0	2	0	0	0	0	2	0		
Shaddy	.200	.333	7	10	0	2	3	1	0	0	1	0	0	0	2	0	5	0	0	0	0	0	0		
L. Smith	.284	.391	24	74	15	21	29	4	2	0	3	0	0	1	12	1	8	3	4	1	1	0	0		
Stark	.067	.125	7	15	1	1	4	0	0	1	1	0	0	0	1	0	3	0	0	2	2	2	0		
Thomas	.377	.386	20	69	9	26	36	3	2	1	7	0	0	0	1	0	7	0	3	0	3	0	0		
Treadway (TOT)	.388	.404	21	49	8	19	22	3	0	0	9	0	1	0	2	0	3	1	1	1	2	4	1		
Treadway (ATL)	.500	.500	8	18	4	9	11	2	0	0	3	0	0	0	0	0	0	0	0	1	0	0	0		
Wetherby	.333	.417	7	9	2	3	6	1	1	0	1	0	1	0	2	0	1	0	0	0	2	3	0		
Whited	.333	.455	5	9	1	3	6	0	0	1	1	0	0	0	2	0	1	0	0	0	1	0	0		
Wine	.000	.000	2	2	0	0	0	0	0	0	0	0	0	0	0	0	1	0	0	0	0	0	0		
Braves	.257	.325	29	1024	141	263	375	38	7	20	120	11	7	4	103	4	154	11	19	17	38	36	7		
Opponents	.252	.310	29	1034	117	261	348	40	7	11	104	11	9	5	85	1	155	23	13	24	28	46	11		

BRAVES BITS

DID YOU KNOW ... On July 27, 1989, Dale Murphy became the first Brave in modern times to hit two home runs in one inning. He did it in the sixth inning of a 10-1 win over San Francisco.

SPRING TRAINING INFORMATION



Pitcher	PITCHING																	
	W	L	ERA	G	GS	CG	GF	SHO	SV	IP	H	R-ER	HR	HB	BB-IBB	SO	WP	BK
Acker	1	0	2.61	6	0	0	2	0	0	10.1	8	6-3	1	0	4-0	6	1	0
Akins	0	0	2.25	2	0	0	0	0	0	4.0	6	2-1	0	0	0-0	2	0	1
Alvarez	2	2	4.70	10	0	0	5	0	0	15.1	20	10-8	2	0	2-1	7	1	0
Assenmacher	0	0	0.82	8	0	0	3	0	2	11.0	6	2-1	0	2	3-0	7	0	1
Boever	1	1	2.70	12	0	0	9	0	4	16.2	15	5-5	0	1	2-0	10	1	0
Eave	1	1	2.45	6	0	0	3	0	1	11.0	7	4-3	0	0	4-0	8	0	0
Eichhorn (TOT)	2	2	3.12	10	0	0	4	0	1	17.1	19	9-6	1	0	4-0	10	0	0
Eichhorn (ATL)	1	0	6.00	1	0	0	1	0	0	3.0	5	4-2	0	0	1-0	2	0	0
Glavine	4	2	1.03	7	7	0	0	0	0	35.0	30	7-4	1	0	9-0	16	0	0
Greene	1	1	5.23	4	1	0	1	0	0	10.1	11	8-6	1	0	4-0	7	1	0
Henry (TOT)	2	1	4.50	5	0	0	2	0	0	8.0	7	4-4	0	1	5-0	5	0	0
Lilquist	2	2	3.10	7	3	0	0	0	0	29.0	28	10-10	1	0	8-0	19	2	2
Mathews	0	0	0.00	1	0	0	0	0	0	2.0	2	0-0	0	0	1-0	0	0	0
Mercker	0	0	2.25	3	0	0	0	0	0	8.0	8	2-2	0	0	2-0	4	0	0
Miller	0	0	7.94	3	0	0	0	0	0	5.2	11	5-5	1	0	1-0	0	0	0
Nezelek	0	0	0.00	3	0	0	3	0	1	3.0	2	0-0	0	0	0-0	0	0	0
Puleo	0	0	2.45	5	0	0	1	0	0	11.0	8	3-3	0	0	4-0	4	0	0
B. Rivera	1	0	3.00	2	0	0	1	0	0	3.0	4	1-1	0	0	1-0	0	0	0
P. Smith	0	1	6.75	5	5	0	0	0	0	24.0	32	21-18	3	1	10-0	15	1	3
Z. Smith	1	0	1.80	7	7	0	0	0	0	30.0	25	12-6	0	0	11-0	20	0	0
Smoltz	1	1	2.40	7	6	0	0	0	0	30.0	22	10-8	1	0	17-0	24	1	2
Sutter	0	1	6.14	6	0	0	0	0	0	7.1	11	5-5	0	1	1-0	4	0	0
Braves	16	12	3.04	29	29	0	29	1	8	269.2	261	117-91	11	5	85-1	155	8	9
Opponents	12	16	3.87	29	29	0	29	1	6	267.2	263	141-115	20	4	103-4	154	20	8

WAIVER RULES

Baseball's waiver year runs from November 10 to November 10 with three subdivisions: First Waiver Period—November 11–30th day of season; Second Waiver Period—31st day of season to July 31; Third Waiver Period—August 1–November 10.

To make a trade with any major league club, waivers are required only from August 1 until 5:00 P.M. EST on the day after the regular season ends. Waivers are not required the remainder of the year. In effect, the old June 15 trading deadline has been pushed back to July 31.

A player on waivers is offered to all other teams in reverse order of the standings. Waivers must be asked by 2:00 P.M. EST and expire at the same time after the waiver period ends. The claiming period has been reduced from six days to three days. There are no more individual league waivers, only major league waivers.

Unconditional Release Waivers can be asked at any time. Between September 1 to the 30th day after the opening of the next championship season, however, major league clubs must ask for Special Waivers before outrighting a player to a National Association team, thereby offering the player to all other teams for their major league rosters.

A player who has run out of options and has been outrighted may still be repurchased by the major league club and placed on its roster but cannot be sent down to the minor leagues again.

To compute which players need waivers before they may be optioned: if three years (less one for each previously spent on option) have elapsed since the player *actually reported* to the Major Leagues for the first time, waivers are required. The date of actual physical reporting will be used as the benchmark instead of the date the player was first placed on a club's 40-man roster.

1990 BRAVES SCHEDULE

APRIL

SUN	MON	TUES	WED	THU	FRI	SAT
1	2 SF 10:05 TV	3 SF 10:35 TV	4 SF 3:35	5	6 HOU 7:40 TV	7 HOU 7:10
8 HOU 2:10 TV	9	10 SF 7:40 TV	11 SF 7:40	12 SF 5:40	13 CIN 7:40 TV	14 CIN 7:10
15 CIN 2:10 TV	16 CIN 7:40 TV	17 HOU 8:35 TV	18 HOU 8:35	19	20 CIN 7:35 TV	21 CIN 2:15
22 CIN 2:15 TV	23	24 NY 7:35 TV	25 NY 7:35	26	27 PHI 7:40 TV	28 PHI 7:10 TV
29 PHI 2:10 TV	30 NY 7:40 TV					

MAY

SUN	MON	TUES	WED	THU	FRI	SAT
		1 NY 5:40	2 MON 7:35	3 MON 7:35 TV	4 PITT 7:35 TV	5 PITT 7:05 TV
6 PITT 1:35 TV	7 CHI 8:05 TV	8 CHI 2:20	9 CHI 2:20	10	11 STL 8:35 TV	12 STL 8:05 TV
13 STL 2:15 TV	14 CHI 7:40 TV	15 CHI 7:40 TV	16 CHI 7:40	17 PITT 7:40 TV	18 PITT 7:40 TV	19 PITT 7:10 TV
20 PITT 8:05	21 STL 7:40 TV	22 STL 7:40 TV	23	24 PHI 7:35 TV	25 PHI 7:35 TV	26 PHI 7:05 TV
27 PHI 1:35	28 MON 1:40 TV	29	30 MON 5:40	31 SD 10:05 TV		

JUNE

SUN	MON	TUES	WED	THU	FRI	SAT
					1 SD 10:05 TV	2 SD 10:05 TV
3 SD 4:05	4 LA 10:35 TV	5 LA 10:35 TV	6 LA 10:35	7	8 SF 7:40 TV	9 SF 7:10 TV
10 SF 2:10 TV	11 SF 5:40	12 CIN 7:35 TV	13 CIN 7:35	14 CIN 6:05	15 SF 10:35 TV	16 SF 3:35
17 SF 3:35 TV	18	19 CIN 7:40 TV	20 CIN 7:40	21 CIN 7:40 TV	22 SD 7:40 TV	23 SD 7:10 TV
24 SD 2:10 TV	25 LA 7:40 TV	26 LA 7:40 TV	27 LA 7:40	28	29 MON 7:35 TV	30 MON 7:35 TV

JULY

SUN	MON	TUES	WED	THU	FRI	SAT
1 MON 1:35 TV	2 MON 7:35 TV	3 PHI 7:35 TV	4 PHI 7:35	5 NY 7:40 TV	6 NY 7:40 TV	7 NY 7:10 TV
8 NY 2:10 TV	9 ALL STAR	10 GAME AT CHICAGO (NL)	11	12 MON 7:40 TV	13 MON 7:40 TV	14 MON 7:10 TV
15 MON 2:10 TV	16 PHI 7:40 TV	17 PHI 7:40 TV	18 PHI 7:40	19 NY 7:35 TV	20 NY 7:35	21 NY 7:05
22 NY 1:35	23 HOU 7:40 TV	24 HOU 7:40 TV	25 HOU 5:40	26 LA 10:35	27 LA 10:35	28 LA 10:05
29 LA 4:05	30 SD 10:35	31 SD 10:05				

AUGUST

SUN	MON	TUES	WED	THU	FRI	SAT
			1	2 HOU 8:35	3 HOU 8:35	4 HOU 8:05
5 HOU 2:35	6	7 SD 7:40 TV	8 SD 7:40	9 SD 7:40 TV	10 LA 7:40 TV	11 LA 7:10 TV
12 LA 2:10	13 LA 7:40 TV	14 PITT 7:35 TV	15 PITT 7:35	16 PITT 3:00 TV	17 CHI 2:20 TV	18 CHI 4:05
19 CHI 2:20 TV	20 STL 8:35 TV	21 STL 8:35 TV	22 STL 8:35	23	24 CHI 7:40 TV	25 CHI 7:10 TV
26 CHI 2:10 TV	27	28 PITT 7:40 TV	29 PITT 7:40	30 STL 7:40 TV	31 STL 7:40 TV	

SEPTEMBER

SUN	MON	TUES	WED	THU	FRI	SAT
						1 STL 7:10 TV
2 STL 2:10 TV	3 CIN 1:10 TV	4 CIN 5:40 TV	5 LA 10:35	6 LA 10:35 TV	7 SD 10:05 TV	8 SD 10:05 TV
9 SD 4:05	10 SF 10:05 TV	11 SF 10:35 TV	12 SF 3:35	13	14 SD 7:40 TV	15 SD 7:10 TV
16 SD 2:10 TV	17 LA 7:40 TV	18 LA 5:40 TV	19 SF 7:40	20 SF 5:40 TV	21 HOU 7:40 TV	22 HOU 7:10 TV
23 HOU 2:10 TV	24	25 CIN 7:35 TV	26 CIN 7:35	27 CIN 7:35 TV	28 HOU 8:35 TV	29 HOU 2:35
30 HOU 2:35 TV						

Home Games

ALL GAME TIMES ARE EASTERN TIME TV Televised over WTBS
AND SUBJECT TO CHANGE

Champion Ship.



Delta has been number one in passenger satisfaction among major U.S. airlines for 16 straight years.* So when we say we'll give you the best service in the sky, you can take us up on it.



DELTA

The Official Airline Of The Atlanta Braves.

*Based on consumer complaint statistics compiled by the U.S. Department of Transportation.
© 1990 Delta Air Lines, Inc.