

Braves



1991 MEDIA GUIDE

\$7.00

1991 BRAVES SCHEDULE

APRIL

SUN	MON	TUES	WED	THU	FRI	SAT
	1	2	3	4	5	6
7	8	9 LA TBS 7:40	10 SSN LA 7:40	11 LA TBS 2:10	12 CIN TBS 7:35	13 CIN SSN 2:15
14 CIN TBS 2:15	15 HOU TBS 7:40	16 HOU TBS 7:40	17 HOU SSN 7:40	18	19 CIN TBS 7:40	20 CIN TBS 7:10
21 CIN TBS 2:10	22 LA TBS 10:35	23 LA TBS 10:35	24 LA SSN 10:35	25	26 HOU TBS 8:35	27 HOU TBS 8:05
28 HOU TBS 2:35	29 ST.L. TBS 8:35	30 ST.L. TBS 8:35				

MAY

SUN	MON	TUES	WED	THU	FRI	SAT
			1 ST.L. TBS 1:35	2	3 CHI TBS 7:40	4 CHI TBS 7:10
5* CHI TBS 1:05	6	7 ST.L. TBS 7:40	8 ST.L. SSN 7:40	9	10 PITT TBS 7:35	11 PITT TBS 7:05
12 PITT TBS 1:35	13 CHI TBS 8:05	14 CHI TBS 8:05	15 CHI TBS 2:20	16	17 PITT TBS 7:40	18 PITT TBS 7:10
19 PITT TBS 2:10	20 SD TBS 7:40	21 SD TBS 7:40	22 SD SSN 7:40	23 SD TBS 7:40	24 SF TBS 7:40	25 SF TBS 7:10
26 SF SSN 2:10	27 SD TBS 9:05	28 SD TBS 10:05	29 SD SSN 10:05	30 SF TBS 10:05	31 SF TBS 10:35	

JUNE

SUN	MON	TUES	WED	THU	FRI	SAT
						1 SF SSN 4:05
2 SF TBS 4:05	3	4 PHI TBS 7:40	5 PHI SSN 7:40	6 PHI TBS 7:40	7 MON TBS 7:40	8 MON TBS 7:10
9 MON TBS 2:10	10 MON TBS 7:40	11 NY TBS 7:40	12 NY SSN 7:40	13 NY TBS 7:40	14 MON TBS 7:35	15 MON TBS 7:35
16 MON TBS 1:35	17 PHI TBS 7:35	18 PHI TBS 7:35	19 PHI TBS 12:35	20 TBS NY 7:40	21 TBS NY 7:40	22 TBS NY 7:10
23 NY TBS 2:10	24	25 HOU TBS 8:35	26 HOU SSN 8:35	27 HOU TBS 8:35	28 LA TBS 7:40	29 LA TBS 7:10
30 LA TBS 8:05						

JULY

SUN	MON	TUES	WED	THU	FRI	SAT
	1	2 CIN TBS 7:40	3 CIN SSN 7:40	4 CIN TBS 7:10	5 LA TBS 10:35	6 LA TBS 10:05
7 LA TBS 4:05	8	9 TORONTO ALL STAR GAME		10	11 ST.L. TBS 7:40	12 ST.L. TBS 7:40
14 ST.L. TBS 1:05	15 CHI TBS 7:40	16 CHI TBS 7:40	17 CHI SSN 7:40	18	19 ST.L. TBS 8:35	20 ST.L. TBS 8:05
21 ST.L. TBS 2:15	22 PITT TBS 7:35	23 PITT TBS 7:35	24 SSN PITT 7:35	25	26 CHI TBS 3:20	27 CHI TBS 2:20
28 CHI TBS 2:20	29 PITT TBS 7:40	30 PITT TBS 7:40	31 SSN PITT 7:40			

AUGUST

SUN	MON	TUES	WED	THU	FRI	SAT
				1	2 SD TBS 7:40	3 SD TBS 7:10
4 SD TBS 2:10	5 TBS SF 7:40	6 SF TBS 7:40	7 SSN SF 7:40	8 SF SSN 5:40	9 HOU TBS 7:40	10 HOU TBS 7:10
11 HOU SSN 2:10	12 SF TBS 10:05	13 SF TBS 10:35	14 SF TBS 3:35	15 SD TBS 4:05	16 SD TBS 10:05	17 SD TBS 10:05
18 SD TBS 4:05	19	20 CIN TBS 7:35	21 CIN SSN 7:35	22 CIN TBS 7:35	23 TBS PHO 7:40	24 PHO TBS 7:10
25 PHO TBS 2:10	26 MON TBS 7:40	27 MON TBS 7:40	28 NY SSN 7:40	29 NY TBS 7:40	30 PHO TBS 7:35	31 PHO TBS 7:05

SEPTEMBER

SUN	MON	TUES	WED	THU	FRI	SAT
1 PHI TBS 1:35	2 MON TBS 1:35	3 MON TBS 7:35	4 MON SSN 7:35	5	6 NY TBS 7:40	7 NY TBS 1:40
8 NY TBS 1:40	9 SF TBS 7:40	10 SF TBS 7:40	11 SD SSN 7:40	12 SD TBS 5:40	13 LA TBS 7:40	14 LA TBS 7:10
15 LA TBS 2:10	16 SF TBS 10:05	17 SF TBS 10:35	18 SD SSN 10:05	19 SD TBS 10:05	20 LA TBS 10:35	21 LA TBS 10:05
22 LA TBS 4:05	23	24 CIN TBS 7:40	25 CIN SSN 7:40	26 CIN TBS 7:40	27 HOU TBS 8:35	28 HOU TBS 8:05
29 HOU TBS 2:35	30 CIN TBS 7:35	10/1 CIN TBS 7:35	10/2 CIN SSN 7:35	10/3	10/4 HOU TBS 7:40	10/5 HOU TBS 7:10
10/6 HOU TBS 2:10	* Post-game concert date. Beach Boys \$5 surcharge applies.					

☐ Home Games

ALL GAMES TIMES ARE EASTERN TIME AND SUBJECT TO CHANGE
Atlanta's WSB and over 100 other radio stations throughout the Southeast will broadcast all Braves and selected spring training games. WTBS-TV of Atlanta will televise 120 games and Sport South Network will televise 25 games this season.



More publications available at:

www.retroseasons.com/library/

1991
ATLANTA
BRAVES

Braves 



Atlanta Braves

1991 Media Guide

Copyright, 1991 the Atlanta Braves National Baseball Club.

The 1991 Atlanta Braves Media Guide was published Feb. 26, 1991, with information available as of Jan. 25. The book was produced by Glen Serra and Mike Ringering, with help from Scott Sergent and Charli Anderson, under the supervision of Jim Schultz. Craig Camuso, Phil Civins and Dan Hazlett also contributed, while Thurman Brooks, Chad Graham, Jill Kolbe and Rick Scholla assisted in proofreading. Members of the media may obtain more detailed and updated information from the Braves Public Relations Department, (404) 522-7630.

Media Information

PRESS CREDENTIALS—To order credentials, write to the Braves' Public Relations Department, P.O. Box 4064, Atlanta, GA., 30302. All requests from media outside the immediate Atlanta area must come in writing on appropriate letterhead stationery. Please specify who will pick up the credentials on the day of the game. Identification will be required before credentials can be distributed.

PRESS RESERVATIONS BOOTH--Credentials may be picked up at the Press Reservations Booth, Window 3-6, near Gate F on the south side of Atlanta-Fulton County Stadium. The booth is open two hours prior to game time with credentials available then.

PRESS GATE--To enter Atlanta-Fulton County Stadium, a press gate is located near Gate E. Elevators inside the Stadium to the left of the press gate stop at the press box (third) level and the field/clubhouse (first) level.

ABOUT THE COVER

The Braves have a storied history of developing young sluggers, and the tradition continued in 1990 with the emergence of Dave Justice as the National League Rookie of the Year, and Ron Gant, last season's National League Comeback Player of the Year.

TABLE OF CONTENTS

ADMINISTRATION

Directory	4
Biographies	5-12

ATLANTA REFERENCE SECTION

Batting, Top Five	201
Best Record, by Game	180
Doubleheaders	226
Home Runs	227
Monthly Won-Lost	221
Opening Day Lineups	233
Opening Game Results	234
Pitching, Top Five	201
Records	178
Roster 1900-1990	238
Trades	235
Won-Lost vs. N.L. Teams	194
Worst Record, by Game	225
Yearly Individual Leaders	181
Yearly Team Statistics	213

ATTENDANCE

All-Time Records	211
Atlanta Highs, Lows	245
Stadium Highs, Lows	245
Year-by-Year	244

PLAYER DEVELOPMENT SYSTEM

Minor League Directory	167
1990 Minor League Statistics	169
No. 1 Draft Picks	168
Scouting Department	166

FRANCHISE HISTORY

All-Star Game Selections	205
All-Time Team	235
Batting, Top Five	201
Championship Years	189
Fielding Averages, Highest	179
Hall of Famers	210
Historical Highlights	191
League Leaders	200
No-Hit Games	203
Pitchers, Ind. Best Starts	210
Pitching, Top Five	201
Players of the Month	209
Post-Season Awards	207
Records, All-Time	178
Regulars by Position	195
200-Hit Club	204
Winningest Braves	199
Won-Lost vs. Teams	194
Yearly Win-Loss Record	186

MISCELLANEOUS

Atlanta-Fulton County Stadium	270
Last Time it Happened	13
Long Game	183
Radio-TV	277
Retired Numbers	210
Rules of Interest	271
Series Sweeps	189
Waiver Rules	278

1990 IN REVIEW

Attendance	268
Day-by-Day	256
Final Statistics	249
Highs and Lows	255
Home Run Details	261
Vs. Lefties and Righties	259
Major League Standings	247
Men in Scoring Position	260
National League Statistics	248
Pinch-Hitting	259
Transactions	266
Win-Loss Breakdown	256

1991 ATLANTA BRAVES

Coaches	14
Manager	14
Players	27
Roster	160
Schedule	
Back Cover	
Spring Invitee Roster	162

SPRING TRAINING

1991 Information	274
1991 Schedule	275
1990 Statistics	276
Yearly-Won-Lost Records	275

Atlanta-Fulton County Stadium

Seating Capacity: 52,007 for baseball, 59,643 for football.

Playing Field Distances: Left and right field fences, 330 ft., 100.6 meters; Center field fence, 402 ft., 122.5 meters; Power alleys, 385 ft.; Outfield fence, ten feet high.

Location: Atlanta-Fulton County Stadium is located one mile south of midtown Atlanta at the junction of interstate highways 20, 75 and 85. The park was completed in 20 months, eight for design and 12 for construction. Ground was broken on April 15, 1964 and the first game was played April 9, 1965 when Milwaukee defeated Detroit, 6-3 in an exhibition game before the 1965 regular season. Approximate cost of the Stadium was \$18 million. Architects were two Atlanta firms; Heery and Heery and Finch, Alexander, Barnes, Rothschild and Paschal. General contractor was the Thompson and Street Company of Charlotte, N.C. and Atlanta.

ATLANTA BRAVES

P.O. Box 4064
Atlanta, GA 30302
(404) 522-7630
Tickets: (404) 249-6400

BOARD OF DIRECTORS

William C. Bartholomay, Chairman	Henry L. Aaron	Robert J. Cox
Robert E. Hope	Stanley H. Kasten	Ruby M. Lucas
M.B. Seretean	Allison Thornwell, Jr.	R.E. Turner III
Terence F. McGuirk		John Schuerholz

R.E. Ted Turner, III

Stanley H. Kasten	President
Henry L. Aaron	Senior Vice-President and Assistant to President
John Schuerholz	Executive Vice-President & General Manager
Charles S. Sanders	Senior Vice-President of Administration and Finance
Wayne Long	Vice-President, Director of Marketing and Broadcasting
John Mullen	Vice-President and Special Assistant to the General Manager
Paul Snyder	Assistant Vice-President and Special Assistant to the General Manager
Dean Taylor	Assistant General Manager
Chuck LaMar	Director of Scouting and Player Development
Rod Gilbreath	Assistant Director of Player Development
Scott Proefrock	Assistant Director of Scouting
Paul Ekins	Assistant to the Director of Player Development and Scouting
Bill Acree	Director of Team Travel & Equipment Manager
Jim Schultz	Director of Public Relations
Danny Goodwin	Director of Community Relations
Miles McRea	Director of Promotions
Jack Tyson	Director of Ticket Sales
Robert A. Hope	Director of Merchandising
Ed Newman	Director of Ticket Operations
Sam Williams	Assistant Director of Ticket Operations
Terri Brennan	Director of Stadium Operations and Security
Peter Diffin	Director of Advertising
Chip Moore	Assistant Controller

Sue Abel, Accounting; Paul Adams, Ticket Sales Manager; Charli Anderson, Public Relations Secretary; Tonya Anderson, Promotions/Advertising Coordinator; Susan Bailey, Minor League Secretary; Thurman Brooks, Marketing Representative; Lena Burney, Assistant Secretary to Minor League and Scouting; Skip Caray, Broadcaster; Bonita Cody, Merchandising Department; Robert Cooper, Stadium Club; Bobbie Cranford, Scouting Secretary; June Cornillaud, Administrative Assistant/Baseball Operations

Buck Ethredge, Merchandising Department; Debbie Fernandez, Stadium Club; Nell Folds, Switchboard; Steve Goff, Merchandising Department; Elizabeth Goode, Security; Chad Graham, Marketing Representative; Dave Graham, Marketing Representative; Jim Guadagno, Baseball Systems Operator; Lynn Hammontree, Marketing Representative; Rodney Henderson, Senior Marketing Representative /Advertising and Promotions; Felicia Hilton, Stadium Operations; Mary Helen Huggins, Marketing Services Manager; Jill Kolbe, Marketing Representative; Betty Latimer, Stadium Operations; Jackie Lenox, Merchandising Department; Pat Long, Accounting

Ed Mangan, Head Groundskeeper; Joan Meyberg, Ticket Distribution; Ethylene McBee, Mail Order Ticket Supervisor; Fran Merry, Marketing Secretary; Linda Miller, Administrative Assistant/Business and Team Travel; Harriett Monroe, Accounting; Michael Moss, Marketing Representative; Derrick Morris, Marketing Representative; Dave O'Brien, Broadcaster; James Pace, Mailroom Supervisor; Johnny Ray, Print Shop; Amy Richter, Ticket Sales Manager; Mike Ringering, Public Relations Assistant; Beverly Roberts, Accounting; JoAnn Saggio, Ticket Distribution; Dexter Santos, Marketing Representative; Rick Scholla, Ticket Sales Manager; Glen Serra, Public Relations Assistant; George Sherman, Stadium Club Manager; Kelley Simpson, Accounting; Don Sutton, Broadcaster; Celeste Teaford, Marketing Representative; Pete Van Wieren, Broadcaster.

Manager and Staff

Bobby Cox — Manager

Coaches: Jimmy Williams, Pat Corrales, Leo Mazzone, Clarence Jones, Ned Yost, Jim Beauchamp

Trainer: Dave Pursley Asst. Trainer: Jeff Porter

Equipment Manager: Bill Acree Asst. Equipment Manager: Casey Stevenson

Visiting Clubhouse Manager: John Holland

Asst. Visiting Clubhouse Manager: Fred Stone

Team Physician: Dr. David T. Watson

Assoc. Physicians: Dr. Robert Crow, Dr. John Cantwell

Orthopedics: Dr. Robert Wells, Dr. Joe Chandler

Spring Training Coordinator: Pete Skorput

R.E. Turner

Owner



R.E. (Ted) Turner, President and Chairman of the Board of Turner Broadcasting System, Inc. (TBS), the parent company of the Atlanta Braves, is well known for innovation and foresight in the cable television industry. Under his leadership, Turner Broadcasting has grown into the leading supplier of entertainment and news programming for the basic cable television industry in the United States and a major distributor of programming to broadcasters throughout the world. Included in the company's offerings is a variety of first

class sports programming and events.

In addition to the Braves, major subsidiaries of TBS include: Turner Network Television (TNT), Cable News Network (CNN), HEADLINE NEWS, SportSouth, Turner Program Services, Turner Entertainment Company, Turner Home Entertainment, Turner Publishing, World Championship Wrestling and the NBA Atlanta Hawks.

Foreseeing the potential of satellite and cable technology over twenty years ago, Turner forged a new frontier in the television industry. He transformed a small UHF television station in Atlanta into the world's first "superstation" by beaming the station's signal via satellite to cable systems across the U.S. Because of their national exposure on TBS, the Braves have fans in all 50 states.

Turner became the owner of the Braves on January 14, 1976, when the National League owners unanimously approved the sale by Atlanta LaSalle Corporation to Turner Communications Group, now Turner Broadcasting System, Inc. Turner's ownership of the Braves and the Hawks has helped bring stability to the Atlanta sports scene. He has turned over leadership of both teams to experts, including Stan Kasten, who serves as President of both teams, and new Braves General Manager John Schuerholz.

Turner's enthusiasm for sports and improved international relations led him to create the Goodwill Games, a world-class, international, multi-sport event held in Moscow in 1986 and in Seattle in 1990. The 1986 Moscow games represented the first time U.S. and Soviet athletes had come together in a major, international competition since the 1976 Montreal Olympics. TBS's commitment to the Goodwill Games extends through 1994.

Turner revolutionized the television news industry ten years ago, when he started CNN, the first 24-hour all news television station. In addition to providing in-depth live coverage and analysis of breaking events and comprehensive newscasts, CNN also offers a full range of programs covering the latest in business, weather, sports, entertainment, health and science news. HEADLINE NEWS was launched in 1982 to complement CNN's in-depth news coverage with concise, 30-minute newscasts continuously updated 24 hours a day.

Another of Turner's contributions to the cable industry was the record breaking launch of TNT as cable's premiere network. With a variety of high-quality, original programming, TNT, now just two years old, is seen in more than 52 million homes. The service is home to many of Hollywood's greatest titles and high-profile sporting events, including the National Basketball Association, the National Football League and the 1992 and 1994 Winter Olympics.

Turner's involvement in sports programming took another step forward with the launch of SportSouth. This southeastern regional network offers Atlanta Braves baseball and Atlanta Hawks and

Turner (*Continued*)

Charlotte Hornets basketball, college football, basketball, and baseball, auto racing, volleyball, golf, tennis and other major sporting events. A joint venture with Scripps Howard and TCI, the network is available in Alabama, Georgia, Mississippi, Tennessee, South Carolina, and parts of North Carolina.

Turner's accomplishments extend beyond the realm of business to include an active interest in global concerns. In 1985, Turner and several others founded the Better World Society to foster public awareness of global issues that vitally affect the sustainability of life on earth. To build a constituency for these issues, the Society produces and acquires solutions-oriented TV programming for international distribution. A recurring theme in Better World programs is that individuals can make a difference, even with respect to global problems. Currently, Turner serves as Chairman of the Board of the Better World Society.

Turner was born in Cincinnati on November 19, 1938. He attended Brown University where he was Vice President of the Debating Union and Commodore of the Brown Yacht Club.

Turner has received numerous industry awards. He also is known as a superior yachtsman, having won national and world sailing titles, including a successful defense of the 1977 America's Cup, the 1979 Fastnet Trophy and four Yachtsman of the Year awards.

Bill Bartholomay *Chairman of the Board*



Bill Bartholomay, a lifelong baseball fan of the first order, has been Chairman of the Board of the Atlanta Braves since 1966. He has been involved with the team as a director or owner for 30 years. He led a group which purchased the then Milwaukee Braves in November of 1962 and moved the team to Atlanta in 1966. Prior to his involvement with the Braves, Bartholomay was a director and shareholder of the Chicago White Sox.

Bartholomay was elected to the Commissioner's Executive Council in December of 1989, becoming the first representative of the Atlanta

Braves to serve on that group. The committee, consisting of the league presidents and four owners from each league, is Fay Vincent's top advisory board. A past member of the National League Executive Committee, Bartholomay still serves as a trustee of the Major League Baseball Players benefit plan, and was a member of the committee which recommended Bill White as National League President in the spring of 1989.

Bartholomay won friends for the Braves all over the sports world when in 1968 he signed Satchel Paige, then in his 60's, so he could accumulate enough time to qualify for his pension. Paige is the oldest player ever to sign a major league contract.

Although best known for his sports leadership, Bartholomay wears many hats in the business world. He is Vice Chairman of the Board of Turner Broadcasting System, Inc., and a Director of Frank B. Hall & Co., Inc., WMS Industries, Inc., and National Security Bank of Chicago. He serves as Chairman of the Chicago Park District Board of Commissioners and as a director or trustee of many other civic organizations throughout the country.

Stan Kasten

President



Stan Kasten enters his fifth season as the Braves' President and TBS Vice President for Sports Teams in 1991.

Kasten, 39, probably has more high level sports administration experience than anyone else his age in the country. When he assumed his current duties on November 6, 1986, he simply assumed additional responsibilities for owner Ted Turner. As the Atlanta Hawks' President, Kasten had already established himself as one of the top executives in the National Basketball Association. He was selected by his peers as the NBA Executive-of-

the-Year for the second straight time after the 1986-87 season. With Kasten in the front office, the Hawks had participated in the NBA playoffs 10 of the last 13 seasons going into the 1990-91 campaign.

Kasten's association with Turner goes back more than a decade. They met at a Braves-Cardinals game in 1976 in St. Louis, when Kasten was celebrating his graduation from law school with a tour of Major League baseball parks. He soon was appointed in-house legal counsel for the Hawks and the Braves and served as the Hawks' Assistant General Manager for two years before becoming, at age 27, the youngest General Manager in NBA history in November of 1979. He was named the Hawks' President in April of 1986.

Kasten is a member of the Hawks' Board of Directors, a member of the NBA Board of Governors and a trustee of the Basketball Hall of Fame. He speaks regularly to legal associations throughout the country and is on the Board of Directors of the National Sports Lawyers Association. During his NBA years, Kasten has also served on the NBA's Marketing Committee, the Player Pension Committee and the Expansion Committee. For major league baseball, he serves as chairman of the Player Personal Development Committee and on the Labor/Management Committee.

Kasten was born February 1, 1952, in Lakewood, New Jersey, but grew up in the Freehold, New Jersey area that also produced Bruce Springsteen. One of three children, Stan attended private secondary schools in Baltimore and New York City. He began his college career at Rutgers but transferred to New York University. He graduated from NYU with a degree in Psychology, earned Magna Cum Laude honors and was chosen Phi Beta Kappa. He received a Juris Doctor degree from Columbia Law School and played outfield in the Jersey Shore Summer Baseball League during his law school years.

Stan, his wife, Helen, and their four children (Alana, Corey, Sherry and Jay) live in Sandy Springs. Prior to coming to the Braves, Kasten played softball in several leagues in Atlanta during basketball's off season, and still competes in a fast-pitch, over 30 baseball league. He is an admitted television addict and loves Italian food.

DID YOU KNOW: . . . In Billy Hitchcock's first game as the Braves' manager, on Aug. 9, 1966, the second largest crowd in Atlanta history, 52,270, saw the Braves beat the L.A. Dodgers, 2-1. Eddie Mathews broke up a classic pitcher's duel between Denny Lemaster and Sandy Koufax with a home run on an 0-2 count in the bottom of the ninth.

Henry Aaron

Senior Vice-President/Assistant to the President



Hank Aaron, a member of the Atlanta Braves front office since October of 1976, is in his second year as Senior Vice-President and Assistant to the President. He served as Vice-President and Director of Player Development for 13 years before assuming his present position in December of 1989.

Aaron works closely with President Stan Kasten and General Manager John Schuerholz in overseeing all phases of the Braves' baseball operations. Aaron also directs the team's personal development program for players and continues to represent the Braves in community relations activities.

Aaron, the greatest home run hitter of all time, was elected to Baseball's

Hall of Fame in January of 1982. He missed by nine votes being the first unanimous choice ever in the voting by the Baseball's Writers Association of America. Aaron received 406 votes of a possible 415 votes for a percentage of .978. Only Willie Mays, who got 409 votes in 1979, received more votes in the annual election, and only Ty Cobb, who received 98.2 percent of the votes in the first balloting in 1936, earned a higher percentage. Aaron and Frank Robinson were inducted into the Hall of Fame at Cooperstown, N.Y., on August 1, 1982.

Following his playing career, Aaron joined the Braves' front office on October 7, 1976. He oversaw the development of many players instrumental in the Braves' 1982 National League West Division championship. Dale Murphy, who won back-to-back N.L. MVP awards in 1982-83, Tom Glavine, Ron Gant and David Justice are just a few players who came up through Atlanta's farm system under Aaron's direction.

In his 23-year Major League career, Aaron rewrote baseball's hitting record book. He holds more Major League batting records than any other player in the game's history. Among his records are some truly amazing ones, including Most Runs Batted In, Lifetime, 2,297; Most Long Hits, Lifetime, 1,477; Most Total Bases, 6,856; and, of course, Most Home Runs, Lifetime, 755. His most famous home run came in Atlanta on April 8, 1974, when he hit his 715th, breaking Babe Ruth's seemingly untouchable record. He did it before 53,775 against the Dodgers' Al Downing. He also ranks second on the all-time list in at-bats (12,364) and runs (2,174), third in games (3,298) and hits (3,771), seventh in years of service (23), eighth in doubles (624) and eleventh in singles (2,294).

On May 17, 1970, Hank singled at Cincinnati to become the first player to compile both 3,000 career hits and more than 500 homers. He joined the 30-30 club (30 HR's and 30 SB's in the same season) in 1963. Hank played in the Major League All-Star Game 24 times, including the years 1959-61 when two games were played. He was honored as the National League's Most Valuable Player in 1957 and named Player of the Year by the Sporting News in 1956 and 1963. He played 21 seasons with the Braves before being traded to the Milwaukee Brewers for outfielder Dave May and minor league pitcher Roger Alexander at the end of the 1974 season. Aaron retired as a player two years later.

Aaron, a member of the Board of Directors of Turner Broadcasting and the Braves, is also on the Executive Board of PUSH, the National Board of the NAACP, the National Board of Big Brothers/Big Sisters of America and the Atlanta Board of the American Cancer Society. In addition, he serves on the Sterling Committee of Morehouse College and is involved with the Leukemia Society of Atlanta.

Aaron and his wife, the former Billye Suber, live in Atlanta. They have five children, Gail, Hank Jr., Lary, Dorinda and Ceci. Lary was a minor league outfielder for the Braves.

Aaron (Continued)

Aaron's Career Record

Year	Club	AVG	G	AB	R	H	2B	3B	HR	RBI	BB	SO	SB
1952	Eau Claire	.336	87	345	79	116	19	4	9	61	33	19	25
1953	Jacksonville	.362	137	574	115	208	36	14	22	125	35	22	13
1954	Milwaukee	.280	122	468	58	131	27	6	13	69	28	39	2
1955	Milwaukee	.314	153	602	105	189	37	9	27	106	49	61	3
1956	Milwaukee	.328	153	609	106	200	34	14	26	92	37	54	2
1957	Milwaukee	.322	151	615	118	198	27	6	44	132	57	58	1
1958	Milwaukee	.326	153	601	109	196	34	4	30	95	59	49	4
1959	Milwaukee	.355	154	629	116	223	46	7	39	123	51	54	8
1960	Milwaukee	.292	153	590	102	172	20	11	40	126	60	63	16
1961	Milwaukee	.327	155	603	115	197	39	10	34	120	56	64	21
1962	Milwaukee	.323	156	592	127	191	28	6	45	129	66	73	15
1963	Milwaukee	.319	161	631	121	201	29	4	44	130	78	94	31
1964	Milwaukee	.328	145	570	103	187	30	2	24	95	62	46	22
1965	Milwaukee	.318	150	570	109	181	40	1	32	89	60	81	24
1966	Atlanta	.279	158	603	117	168	23	1	44	127	76	96	21
1967	Atlanta	.307	155	600	113	184	37	3	39	109	63	97	17
1968	Atlanta	.287	160	606	84	174	33	4	29	86	64	62	28
1969	Atlanta	.300	147	547	100	164	30	3	44	97	87	47	9
1970	Atlanta	.298	150	516	103	154	26	1	38	118	74	63	9
1971	Atlanta	.327	139	495	95	162	22	3	47	118	71	58	1
1972	Atlanta	.265	129	449	75	119	10	0	34	77	92	55	4
1973	Atlanta	.301	120	392	84	118	12	1	40	96	68	51	1
1974	Atlanta	.268	112	340	47	91	16	0	20	69	38	29	1
1975	Milwaukee	.234	137	465	45	109	16	2	12	60	70	51	0
1976	Milwaukee	.229	85	271	22	62	8	0	10	35	35	38	0
N.L. Totals		.310	3076	11628	2107	3600	600	96	733	2203	1293	1289	240
A.L. Totals		.232	222	736	67	171	24	2	22	95	105	89	0
M.I. Totals		.305	3298	12364	2174	3771	624	98	755	2298	1398	1383	240

Aaron's Championship Series Record

	G	AB	R	H	2B	3B	HR	RBI	SB	AVG
1969 Atl. vs. N.Y.	3	14	3	5	2	0	3	7	0	.357

Aaron's World Series Record


	G	AB	R	H	2B	3B	HR	RBI	SB	AVG
1957 Mil. vs. N.Y.	7	28	5	11	0	1	3	7	0	.393
1958 Mil. vs. N.Y.	7	27	3	9	2	0	0	2	0	.333
W.S. Totals	14	55	8	20	2	1	3	9	0	.364

BRAVES BITS

DID YOU KNOW: . . . Hank Aaron, #44 in his playing days, hit 44 home runs in four different seasons in his career.

John Schuerholz

Executive Vice-President, General Manager



John Schuerholz, one of the major factors behind the Kansas City Royals' success the past two decades, was named Executive Vice-President and General Manager of the Atlanta Braves on Oct. 10, 1990.

He brings to Atlanta 23 years of player personnel experience and effective management techniques, plus an enthusiastic, positive and focused approach to his job. His move to Atlanta enables Bobby Cox to devote all his time to the field managing duties.

Schuerholz, 50, is a strong believer in developing talent through an efficient scouting and minor league system. At the same time, he engineered a number of key player trades and transactions

while with the Royals.

Among his early accomplishments with the Braves are the signings of free agents Terry Pendleton, Sid Bream and Rafael Belliard and second-look free agents Charlie Leibrandt, Mike Heath and Juan Berenguer.

The Sporting News, in a poll of baseball's general managers, selected Schuerholz the Major League Executive of the Year after the 1985 season, when Kansas City won the World Series.

A native of Baltimore, Schuerholz joined the Royals in August of 1968 as an administrative assistant and was involved in the expansion draft which created the first ever Royals roster. In 1970 he was named assistant farm director and in 1975 became Farm Director. He was promoted to Director of Player Procurement and Development in 1976 and Vice President-Player Personnel in 1979. In October of 1981, at the age of 41, he succeeded Joe Burke as Executive Vice-President and General Manager.


Schuerholz, a junior high school teacher in Baltimore for four and one-half years, began his baseball career as an assistant in the minor league and scouting departments of the Baltimore Orioles in 1967 and 1968. He is a graduate of Towson (MD) State University, where he was an all-conference choice in baseball and soccer and was named the Athlete of the Year in 1962. He was inducted into Towson State's Hall of Fame in 1973.

Schuerholz and his wife, Karen, have a daughter, Gina and a son, Jonathan.

DID YOU KNOW: . . . General Manager John Schuerholz was named Towson State University's Athlete of the Year in 1962. Schuerholz starred in both baseball and soccer and was elected into the TSU sports Hall of Fame in 1973.

Dean Taylor

Assistant General Manager



Dean Taylor, one of the bright, young minds in baseball, was named the Atlanta Braves Assistant General Manager on November 1, 1990. When he came to Atlanta, Taylor rejoined General Manager Jonh Schuerholz, with whom he had worked for ten years in Kansas City.

Taylor, 39, spent the 1990 season as Manager of Baseball Operations for Major League Baseball. Before assuming his post in the Commissioner's Office in April of 1990, Taylor had worked for the Royals since 1980. He served as the Royals' Administrative Assistant for Minor League Operations and Assistant Director of Scouting and Player Development until being named Assistant to the

General Manager in November of 1985. He was a general manager on the minor league level for five seasons prior to joining the Kansas City staff.

Taylor assists Schuerholz in Major League contract negotiations, player transactions, waivers and related administrative matters.

A native of Eugene, Oregon, Taylor graduated from Claremont (CA) College in 1973 with a B.A. Degree in Economics and Ohio University in 1975 with a Master's Degree in Sports Administration.

Taylor and his wife, Susan, live in metropolitan Atlanta.

Charles Sanders

Sr. Vice-President / Administration and Finance



Charles Sanders, currently in his fourth year as Senior Vice-President / Administration and Finance, started with the Braves one year after the team moved to Atlanta from Milwaukee.

Sanders joined the Braves as Chief Accountant in 1967. He was named Controller in 1973, Business Manager in 1976 and Vice-President and Business Manager in 1977. The Braves promoted him to his present position in 1988.

Sanders also serves as the Braves' corporate Secretary, President and Treasurer of the Stadium Club, Inc., and Secretary/Treasurer of Braves Productions, Inc. His board memberships include the Southern League, the South Atlantic League, the Stadium Club,

Braves Productions and National American Insurance, LTD.

Sanders attended South Georgia Junior College and received a B.B.A. degree in accounting from Georgia State University. He and his wife, Shana, and two daughters, Nicole and Dana, live in Marietta.

Wayne Long

V.P., Director of Marketing and Broadcasting



Wayne Long enters his third season as a Braves' Vice President and Director of Marketing and Broadcasting, but his 19th with the organization overall.

For 11 of those years, he lent his broadcasting sales and management expertise to the Atlanta Hawks and, for three years, to the Chiefs, Atlanta's entry in the North American Soccer League.

Long, who started with the Braves as Manager of Broadcast Sales in 1973, was named Director of Radio Operations for the Braves, Hawks and Chiefs in 1976. He became the Braves' Director of Broadcasting in 1986, their Director of Marketing and Broadcasting in 1987 and assumed his current position in 1989.

Long received a bachelor of science degree in management from Ohio State and an MBA in marketing from Georgia State. He serves as President of the Atlanta Colt Youth Association and a director of the Murphy Candler Little League.

Long, his wife, Sandra, and their three sons, Steven, 17; Kevin, 14; and Justin, 12, reside in Dunwoody.

BRAVES BITS

DID YOU KNOW ...The Braves once had the highest paid pitcher in the game of baseball, when Warren Spahn signed his 1964 contract for the amount of \$85,000.

THE LAST TIME IT HAPPENED

Braves' Inside-the-Park Home Run— Jeff Treadway, Aug. 6, 1989 at Cincinnati.

Opponent's Inside-the-Park Home Run— Dodgers' Kirk Gibson, June 5, 1989 at Atlanta (2nd Game)

No-Hitter by the Braves— Phil Niekro, August 5, 1973 vs. San Diego, 9-0.

No-Hitter vs. the Braves— Ken Forsch, April 7, 1979 at Houston, 6-0.

Triple Play by the Braves— June 5, 1986 at San Diego, Kevin McReynolds batting off Zane Smith, Bip Roberts at third, Tony Gwynn at first. McReynolds grounds to Smith, to Hubbard (2b), to Horner (1b) to Virgil (c).

Triple Play vs. the Braves— September 21, 1990 vs. Houston. Francisco Cabrera batting, Dave Justice at second, Jim Presley at first. Cabrera hits a grounder to Ken Caminiti (3B) to Dan Rhode (2B) to Ken Simms (1B).

Brave Hit for the Cycle— September 23, 1987. Albert Hall vs. Houston at Atlanta.

Braves' Grand Slam— September 25, 1990. Dave Justice off Norm Charlton at Cincinnati.

Opponents Grand Slam— July 15, 1990. Montreal's Tim Wallach off Steve Avery in Atlanta.

Pinch-Hit Grand Slam by Braves— May 2, 1987. Graig Nettles off Houston's Aurelio Lopez, 6th inning at Atlanta.

Pinch-Hit Grand Slam by Opponents— September 27, 1987. San Francisco's Candy Maldonado off Chuck Cary, 4th inning at Atlanta.

Pinch-Hit Home Run by Braves— Oct. 2, 1990. Tommy Gregg off Mark Dewey in San Francisco.

Pinch-Hit Home Run by Opponent— September 20, 1990. San Francisco's Mike Laga off John Smoltz in Atlanta.

Back to Back Home Runs by Braves— September 4, 1990. Ron Gant and Dave Justice off Cincinnati's Danny Jackson in Atlanta.

Back-to-Back Home Runs by Opponents— August 27, 1987 (2nd game). Leon Durham and Andre Dawson off Rick Mahler, 5th inning at Chicago.

Home Run by Braves' Pitcher— May 1, 1990. Derek Lilliquist off New York's Ron Darling. (Lilliquist hit two for the game).

Home Run by Opponent's Pitcher— May 1, 1987. Nolan Ryan off Charlie Puleo, 7th inning in Atlanta.

Braves' Steal of Home— October 2, 1987. Jeff Blauser on double steal with Albert Hall stealing second, at San Francisco.

Opponent's Steal of Home— Twice in 1988; last Rex Hudler, July 3 at Montreal. (Straight Steal)


One-Hitter by Braves' Pitcher— October 2, 1976 by Phill Niekro vs. Cincinnati at Cincinnati.

Two Hitter by Braves' Pitcher— May 27, 1990. John Smoltz vs. Philadelphia in Philadelphia.

Back-to-Back / CG Shutouts by Braves' Pitcher— Pete Smith, August 21 & 26, 1988 (both vs. Chicago).

DID YOU KNOW: . . . Hugh Duffy, while playing for the Boston Braves of the American Association, once scored from second base on a sacrifice fly.

**THE
MANAGER
AND
COACHES**



Bobby Cox #6

Manager



HT: 6'0" **WT:** 185
OPENING DAY AGE: 49
BORN: May 21, 1941,
at Tulsa, OK
RESIDES: Marietta, GA

Bobby Cox, entering the first full season of his second stint as Atlanta Braves manager, is looking forward to 1991. The naming of John Schuerholz as General Manager last October meant that Cox, who had served as the team's field manager and GM since June 22, 1990 could concentrate on his field managing responsibilities.

Cox, who returned to the Braves as General Manager in October of 1985, managed the club from 1978-1981, compiling a 266-323 record and laying the groundwork for the Braves' National League West title in 1982. He received numerous votes for National League Manager of the Year in 1980, when Atlanta was 81-80; its best record in six years.

Cox began a four-year tenure as Toronto's manager in 1982, lifting an habitual seventh-place team to within one game of attaining a 1985 World Series berth. The eventual World Champion Kansas City Royals eliminated Toronto in a seven-game American League Championship Series.

In 1982, Cox led the Blue Jays to a 78-84 mark, the best record in their six-year existence. Toronto improved to 89-73 each of the next two seasons and then won the American League East crown by going 99-62 in 1985. For his efforts that year, Cox was named The Sporting News Major League Manager of the Year and accorded a similar honor by the Baseball Writers of America.

Cox, 49, also has impressive early baseball credentials. He received a reported \$40,000 bonus to sign with the Los Angeles Dodgers in 1959. He won the Pioneer League batting title with Great Falls in 1963, hitting .337 with 19 home runs and 85 RBI. He led his league in fielding percentage on three occasions (1961 as a second baseman, 1963 and 1965 as a third baseman).

He spent seven years in the Dodgers' farm system before being acquired by Atlanta late in 1966. After playing in 1967 for AAA Richmond, Cox was traded to the New York Yankees and beat out Mike Ferraro, the Yankees' outstanding spring training rookie, for the third base job in 1968. Cox made the Topps Rookie All-Star team that season, but lost his job to roommate Bobby Murcer in 1969.

Bad knees forced Cox to retire at the age of 30. He was appointed manager of the Yankees' Class A Fort Lauderdale club in 1971. His teams never finished lower than fourth in his six seasons in the Yankees' system. He won the Eastern League pennant and championship with West Haven in 1972 and placed second twice and third twice in four years at Syracuse, winning the International League's Governor's Cup in 1976.

After serving as the Yankees' first base coach in 1977, Cox moved South to manage the Braves.

Cox was born May 21, 1941 at Tulsa, Oklahoma. He graduated from Selma (CA) High School in 1959 and attended Reedley (CA) Junior College. Cox and his wife, Pam, have three daughters, Keisha, Kami and Skylla, and live in Marietta.

BRAVES BITS

DID YOU KNOW: . . . Tony Cloninger pitched all 13 innings in the Braves' 3-2 loss to the Pittsburgh Pirates on opening night April 12, 1966. The Braves' runs came on Joe Torre's two solo homers, including one in the bottom of the 13th after Willie Stargell had broken a 1-1 tie with a two-run blast in the top of the inning.

Cox (Continued)

Cox's Career Record

Year	Club	AVG.	G	AB	R	H	2B	3B	HR	RBI
1960	Reno	.255	125	440	99	112	20	5	13	75
1961	Salem	.205	14	44	3	9	2	0	0	2
	Panama City	.304	92	335	66	102	27	4	17	73
1962	Salem	.278	141	514	83	143	26	7	16	82
1963	Albuquerque	.283	17	53	5	15	2	0	2	5
	Great Falls	.337	109	407	103	137	31	4	19	85
1964	Albuquerque	.291	138	523	98	152	29	13	16	91
1965	Salt Lake City	.264	136	473	58	125	32	1	12	55
1966	Tacoma	.118	10	34	2	4	1	0	0	4
	Austin	.227	92	339	35	77	11	1	7	30
1967	Richmond	.297	99	350	52	104	17	4	14	51
1968	N.Y.(A.L.)	.229	135	437	33	100	15	1	7	41
1969	N.Y. (A.L.)	.215	85	191	17	41	7	1	2	17
1970	Syracuse	.219	90	251	34	55	15	0	9	30
1971	Ft. Lauderdale	.111	4	9	1	1	0	0	0	0
M.L. Totals		.224	220	628	50	141	22	2	9	58

—Recalled by Atlanta Braves, traded to New York for catcher Bob Tillman and pitcher Dale Roberts (later transferred to Richmond), December 7, 1967.

—On disabled list, May 28 through June 18, 1970.

Cox's Managerial Record

Year	Club & League	W-L	Pct.	Pos.
1971	Ft. Lauderdale / FSL	71-70	.504	(4th)
1972	West Haven / Eastern*	84-56	.600	(1st)
1973	Syracuse / International	76-70	.521	(3rd)
1974	Syracuse / International	74-70	.514	(2nd)
1975	Syracuse / International	72-64	.529	(3rd)
1976	Syracuse / International**	82-57	.590	(2nd)
1978	Atlanta / National	69-93	.426	(6th)
1979	Atlanta / National	66-94	.413	(6th)
1980	Atlanta / National	81-80	.503	(4th)
1981	Atlanta / National	50-56	.472	(5th)
1982	Toronto / American	78-84	.481	(16th)
1983	Toronto / American	89-73	.549	(4th)
1984	Toronto / American	89-73	.549	(2nd)
1985	Toronto / American***	99-62	.615	(1st)
1990	Atlanta / National	40-57	.412	(6th)
Minor Totals		459-387	.543	
Major Totals		661-672	.496	

* Defeated Three Rivers in playoff, three games to none.

** Won playoffs by defeating Memphis, three games to none, and Richmond in the finals, three games to none.

*** Lost ALCS playoffs, four games to three to the Kansas City Royals.

Coach, New York Yankees, 1977

COACHES

Jim Beauchamp #26

Dugout Coach



HT: 6'2" WT: 205
OPENING DAY AGE: 51
BORN: August 21, 1939,
at Vinita, OK
RESIDES: Peachtree City, GA

Long-time baseball fans in Atlanta will see a familiar face this season on the Braves' coaching staff in Jim Beauchamp, who will serve along side Bobby Cox as a dugout coach. Beauchamp, 51, who played for the AAA Atlanta Crackers and briefly for the Atlanta Braves in the 1960's, managed the Richmond Braves from 1988 through 1990, compiling

a 218-214 record over three seasons, including a first-place finish in 1989.

He's managed in the Braves' farm system since 1985, when he began a three-year stint at Greenville. Over the last 16 years, he has skipped 4 seasons at the AA level, and 12 at AAA. His first managerial job came at Columbus in 1975, leading his club to a second-place tie in the Southern League. Beauchamp moved on to the AAA level at Memphis in 1976, and over the next three seasons, guided his Memphis and Charleston entries into the playoffs. His Charleston clubs captured the Governor's Cup in 1977, and finished first in the regular season in 1978.

After a final year at Charleston in 1978, Beauchamp piloted at Indianapolis for two years, before moving on to manage at Syracuse from 1982 through 1984. During his term at Greenville, Beauchamp worked with some of the younger members of the current Atlanta team, including Ron Gant, Tom Glavine and Pete Smith. His highlight since joining the Braves' organization in 1985 occurred when he directed the 1989 R-Braves to the International League championship.

Beauchamp began his professional career in 1958, and played professionally for 17 years. His best minor league season came in 1963, when he was named the Texas League Most Valuable Player after hitting .337, with 31 homers and 105 RBI. In 1964 Beauchamp tied for 2nd in the Pacific Coast League with 31 homers and then paced the International League when he belted 25 homers for the Richmond Braves in 1966. The Vinita, OK native, whose career was marred by injuries, wore the Major League uniforms of the Cardinals, Astros, Braves, Reds and Mets, and appeared in the 1973 World Series with New York.

Jim and his wife, Pam, have three grown children; Kash, Tim and Ann Rene. Kash played for his father at Richmond in 1988 and 1989, before signing with the Giants organization after the 1989 campaign.

BRAVES BITS

DID YOU KNOW: . . . Ralph Garr's first Major League stolen base was a steal of home in September of 1968.

Beauchamp (Continued)

Beauchamp's Career Record

Year	Club	AVG.	G	AB	R	H	2B	3B	HR	RBI
1958	York	.259	114	432	60	112	12	4	5	41
1959	Tulsa	.268	119	440	63	118	20	3	10	50
1960	Tulsa	.258	126	454	72	117	21	7	12	55
1961	S. Juan/Char.	.227	73	286	35	65	11	3	8	28
	Tulsa	.455	11	44	16	20	4	5	20	5
1962	Atlanta (Int.)	.254	53	173	24	44	13	4	5	11
1963	Tulsa	.337	137	514	95	173	35	10	31	105
	St. Louis	.000	4	3	0	0	0	0	0	0
1964	Okla. City	.285	128	445	88	127	32	4	34	83
	Houston	.164	23	55	6	9	2	0	2	4
1965	Houston/Mil.	.179	28	56	5	10	1	0	0	4
	Atlanta (Int.)	.259	88	282	40	73	11	5	13	38
1966	Richmond	.319	115	414	62	132	18	5	25	77
1967	Atlanta (N.L.)	.000	4	3	0	0	0	0	0	1
	Richmond	.233	96	352	59	82	9	2	25	63
1968	Indianapolis	.291	80	282	52	82	10	3	13	47
	Cincinnati	.263	31	57	10	15	2	0	2	14
1969	Cincinnati	.250	43	60	8	15	1	0	1	8
1970	Houston/Stl.	.238	75	84	11	20	2	0	2	10
1971	St. Louis	.235	77	162	24	38	8	3	2	16
1972	N.Y. (N.L.)	.242	58	120	10	29	1	0	5	19
1973	N.Y. (N.L.)	.279	50	61	5	17	1	1	0	14
1974	Tulsa	.216	73	231	26	50	7	0	6	29
A.L. Totals		—	—	—	—	—	—	—	—	—
N.L. Totals		.231	393	661	79	153	18	4	14	90
M.L. Totals		.231	393	661	79	153	18	4	14	90

Beauchamp's Managerial Record

Year	Club & League	W-L	Pct.	Position
1975	Columbus / Southern	70-64	.522	(T2nd)
1976	Memphis / International	69-69	.500	(3rd)
1977	Charleston / International	78-62	.557	(2nd)*
1978	Charleston / International	85-55	.607	(1st)
1979	Charleston / International	65-74	.468	(6th)
1980	Indianapolis / Am. Assc.	58-77	.430	(4th)
1981	Indianapolis / Am. Assc.	62-74	.456	(3rd)
1982	Syracuse / International	64-76	.457	(6th)
1983	Syracuse / International	61-78	.439	(7th)
1984	Syracuse / International	58-81	.417	(7th)
1985	Greenville / Southern	70-74	.486	(3rd / 5th)#
1986	Greenville / Southern	73-71	.507	(2nd / 3rd)#
1987	Greenville / Southern	70-74	.486	(4th / 3rd)#
1988	Richmond / International	66-75	.468	(4th / 2nd)#
1989	Richmond / International	81-65	.555	(2nd / 1st)#
1990	Richmond / International	71-74	.490	(T2nd / 3rd)#
Minor Totals		1101-1143	.491	

*Won Championship, #Denotes season split in two halves.

Pat Corrales #39

First Base Coach



HT: 6'0" WT: 205
OPENING DAY AGE: 50
BORN: March 20, 1941, at
Los Angeles, CA
RESIDES: Atlanta, GA

Pat Corrales enters his 2nd season as the Braves' first base coach, and his 33rd year in professional baseball. Corrales joined the Braves as an advance and special assignments scout on September 24, 1989 and joined Atlanta's coaching staff on June 25, 1990, two days after

Bobby Cox took over the managerial reigns.

In his 9 years as a Major League manager, Corrales compiled an overall record of 572-634 (.474) with Texas, Philadelphia and Cleveland. His first job as a big league pilot came in 1978 with the Rangers, when he replaced Billy Hunter with one game remaining in the season. Corrales went on to guide the Rangers to third and fourth place finishes in 1979 and 1980, respectively.

He was named manager of the Phillies in 1982, leading them to a second-place finish; he was replaced in 1983 just after the All-Star break, despite leading the N.L. East with a 43-42 mark. Less than two weeks later, Corrales found himself back in the dugout as the skipper of the Indians, remaining with the Tribe until midway through the 1987 campaign. In 1986, he led Cleveland to an 84-78 record, (their most wins since 1968) and finished 11.5 games out of first place, (their closest finish since 1959).

Corrales' 1986 team became only the 10th team in Major League history to lose 100 games one year, and finish .500 or better the next, and he was recognized for his work by placing fourth in the A.L. Manager of the Year balloting by the BBWAA. He became only the fourth manager in M.L. history to manage in both the American League and National League in the same season.

Corrales, who has been selected as an All-Star coach five times in his career, managed at Alexandria of the Texas League in 1975, before joining the Rangers for three seasons as a coach under Frank Lucchesi. He played in the Majors for eight seasons as a catcher for the Phillies, Cards, Reds and Padres.

Pat and his wife, Donna, have five children; Rene, Michele, Patricia, Jason and Patrick. In his free time, Pat is an avid golfer.

BRAVES BITS

DID YOU KNOW: . . . Pat Corrales became only the fourth manager in Major League history to manage in both the American League and National League in the same season. He skipped both Philadelphia and Cleveland in 1983.

Corrales (Continued)

Corrales' Career Record

Year	Club	AVG.	G	AB	R	H	2B	3B	HR	RBI
1959	Bakersfield	.000	5	5	0	0	0	0	0	0
	Johnson City	.243	23	74	10	18	4	0	2	13
1960	Tampa	.246	128	386	73	95	18	5	1	60
1961	Des Moines	.309	104	333	33	103	13	0	3	36
1962	Dal./Ft. Wth.	.223	42	121	10	27	6	1	2	14
	Williamsport	.191	42	136	9	26	1	0	1	10
1963	Chattanooga	.260	127	415	42	108	15	1	3	51
1964	Arkansas	.304	101	335	36	102	19	1	9	48
	Philadelphia	.000	2	1	1	0	0	0	0	0
1965	Arkansas	.188	28	85	6	16	4	0	0	4
	Philadelphia	.224	63	174	16	39	8	1	2	15
1966	St. Louis	.181	28	72	5	13	2	0	0	3
1967	Tulsa	.274	130	435	55	119	18	1	10	54
1968	Indianapolis	.273	77	342	26	66	11	3	6	34
	Cincinnati	.268	20	56	3	15	4	0	0	6
1969	Cincinnati	.264	29	72	10	19	5	0	1	5
1970	Cincinnati	.236	43	106	9	25	5	1	1	10
1971	Cincinnati	.181	40	94	6	17	2	0	0	6
1972	Cincinnati	.000	2	1	0	0	0	0	0	0
	Indianapolis	.316	30	98	9	31	4	0	1	12
	San Diego	.193	44	119	6	23	0	0	0	6
1973	San Diego	.208	29	72	7	15	2	1	0	3
1974	Hawaii	.249	53	169	21	42	6	0	5	24
1975	Alexandria	.000	1	0	0	0	0	0	0	0
A.L. Totals		—	—	—	—	—	—	—	—	—
N.L. Totals		.216	300	767	63	166	28	3	4	54
M.L. Totals		.216	300	767	63	166	28	3	4	54

Corrales' Managerial Record

Year	Club & League	W-L	Pct.	Position
1975	Alexandria / Texas	58-72	.446	(4th)
1978	Texas (1) / American	1-0	1.000	(2nd)
1979	Texas / American	83-79	.512	(3rd)
1980	Texas / American	76-85	.472	(4th)
1982	Philadelphia / National	89-73	.549	(2nd)
1983	Philadelphia (2) / National	43-42	.506	(1st)
	Cleveland (3) / American	30-32	.484	(7th)
1984	Cleveland / American	75-87	.463	(6th)
1985	Cleveland / American	60-102	.370	(7th)
1986	Cleveland / American	84-78	.519	(5th)
1987	Cleveland (4) / American	31-56	.356	(7th)
1988	Toledo / International	58-84	.408	(4th)
A.L. Totals		440-519	.459	
N.L. Totals		132-115	.534	
Major Totals		572-634	.474	

(1) Replaced Billy Hunter, October 1, 1978

(2) Replaced by Paul Owens, July 18, 1983

(3) Replaced Mike Ferraro, July 31, 1983

(4) Replaced by Doc Edwards, July 16, 1987

Clarence Jones #28

Hitting Coach



HT: 6'3" WT: 220
OPENING DAY AGE: 49
BORN: November 7, 1941, at
Zanesville, OH
RESIDES: Stone Mountain, GA

Batting instructor Clarence Jones is the man Dave Justice and Ron Gant credit most for their award-winning 1990 seasons.

Justice's 23-homer outburst after the All-Star break occurred after Jones moved him virtually on top of the plate, while Gant, under Jones' tutelage, raised his batting average

126 points after becoming an aggressive yet disciplined 2-strike hitter. Jones saw the Braves' team batting average rise 16 points to .250, matching the Braves' best one-year increase since moving to Atlanta in 1966. The Braves' trademark power also returned under Jones' guidance, as the club ranked 2nd in the N.L. with 162 homers, the most by Atlanta since the 1973 squad belted 206.

Having spent his entire coaching career with the Braves' organization, Jones joined the parent club as batting instructor in May of 1988 and served as the club's first base coach from 1989 into June of last season. Manager Bobby Cox then elected to have Jones concentrate more on working with the hitters in the dugout.

Jones first worked with the Braves in 1984 as a minor-league instructor before moving on to the staff at Sumter for the 1989 campaign. He then returned to his original role as instructor in April of 1988 before joining the coaching staff in Atlanta.

Originally signed by the Phillies in 1959, Jones earned minor-league honors as the Northwest League's Player of the Year in 1964, posting a .344 batting average with 33 homers and a league-leading 120 RBI while playing for Salem. After spending parts of two seasons with the Chicago Cubs, he went on to play in Japan from 1970-1977, becoming the first American player to capture the Japanese home run title in 1974. Jones wound up his playing career in 1978 in the Mexican League, batting .311 with 23 home runs.

Clarence and his wife, the former Daphne Brown, reside in Stone Mountain. His favorite hobby is golf.

Jones' Career Record

Year	Club	AVG.	G	AB	R	H	2B	3B	HR	RBI
1959	Johnson City	.000	3	7	0	0	0	0	0	0
1960				Not in Organized Baseball						
1961	Kokomo	.213	51	160	28	34	6	0	8	27
	Artesia	.364	36	118	37	43	10	0	9	32
1962	Great Falls	.280	114	347	77	97	16	0	25	89
1963	Santa Barbara	.270	98	319	56	86	13	2	20	66
	Albuquerque	.100	12	30	5	3	0	0	2	6
1964	Salem	.344	139	489	114	168	30	5	33	120
1965	Albuquerque	.281	121	416	76	117	24	2	18	79
1966	Tacoma	.174	26	69	11	12	1	0	1	7
	Dal./Ft. Wth.	.244	82	270	39	66	17	0	13	43
1967	Chicago (NL)	.252	53	135	13	34	7	0	2	16
	Tacoma	.284	61	211	34	60	11	2	14	52

Jones (Continued)

Year	Club	AVG.	G	AB	R	H	2B	3B	HR	RBI
1968	Tacoma	.268	146	523	79	140	21	5	24	76
	Chicago (NL)	.000	5	2	0	0	0	0	0	0
1969	Indianapolis	.246	129	447	68	110	20	4	21	82
1970-77	Played Professional Baseball in Japan									
1978	Aguscalient	.311	134	424	78	132	27	1	23	88
A.L. Totals		—	—	—	—	—	—	—	—	—
N.L. Totals		.248	58	137	13	34	7	0	2	16
Major Totals		.248	58	137	13	34	7	0	2	16

Leo Mazzone #54

Pitching Coach



HT: 5'10" WT: 190
 OPENING DAY AGE: 41
 BORN: October 16, 1949,
 at Keyser, WV
 RESIDES: Cumberland, MD

Since 1979, Leo Mazzone has been instructing Braves pitchers at various levels in the organization, including two stints in Atlanta. Mazzone was appointed pitching coach on June 22, 1990, the same day Bobby Cox replaced Russ Nixon as the Braves' manager. Over the remainder of the

season, Mazzone saw the staff ERA drop from 5.25 to 4.58.

Before rejoining Atlanta, Mazzone had served as the pitching coach for the Richmond Braves since 1988. After retiring as a pitcher at the end of the 1975 season, Mazzone managed at A Corpus Christi of the Gulf States League (which became the Lone Star League in 1977) and led his teams to two consecutive first-place finishes in the 1976 and 1977 campaigns. Mazzone piloted at A Kinston of the Carolina League in 1978 and then took a position in the Braves' organization as a minor league pitching instructor from 1979-82. He worked as the pitching coach at Durham in 1983-84, and also managed at AA Greenville in '84 from July 21 through the end of the season. In 1985, after an 18-year minor league career as a player, coach and manager, Mazzone reached the Major League level for the first time when he joined the Braves' as a co-pitching coach. He returned to the Braves' farm system in 1986-87 as a coach at Sumter and Greenville.

Mazzone pitched in the minors from 1967-75, with his best season coming with A Decatur in the Midwest League in 1969, when he went 15-10 with a 2.52 ERA. At AA Amarillo in the Texas league in 1972, Mazzone compiled a 2.26 ERA, but missed by four innings pitched from qualifying for the league ERA title.

Leo and his wife, Gregg, reside in Rawlings, MD in the off-season. They have three boys; Anthony, Christopher and Nicholas. His hobbies include golf and fishing.

Mazzone (Continued)

Mazzone's Career Record

Year	Club	W-L	ERA	G	GS	CG	SHO	SV	IP	H	R	ER	BB	SO
1967	Amarillo	6-6	3.45	22	13	1	1	-	94	103	51	36	36	94
1968	Decatur	0-1	9.00	5	0	0	0	-	7	12	7	7	1	8
	Medford	5-5	4.97	29	8	0	0	-	76	78	49	42	34	91
1969	Decatr.	15-10	2.52	26	26	17	4	0	186	177	79	52	58	151
1970	Amarillo	0-0	4.50	9	0	0	0	0	14	15	7	7	4	11
1971	Amarillo	2-3	3.55	32	2	0	0	5	66	64	30	26	28	45
1972	Amarillo	9-8	2.26	29	13	6	3	1	136	129	46	34	38	119
1973	Amarillo	5-5	5.48	29	8	0	0	0	93	128	71	57	32	63
1974	Monte	3-6	5.42	16	12	2	0	1	73	85	49	44	30	44
	Birm.	4-6	4.29	30	6	2	0	4	84	92	45	40	36	45
1975	Birm.	0-1	3.75	8	0	0	0	1	12	9	5	5	6	5
	Tucson	4-5	4.18	39	0	0	0	4	56	64	29	26	32	38
Totals		53-56	3.77	274	88	28	8	16	897	956	468	376	335	714

Mazzone's Managerial Record

Year	Club & League	W-L	Pct.	Position
1976	Corpus Christi / Lone Star	50-27*	.649	(1st / 1st)#
1977	Corpus Christi / Lone Star	53-27	.663	(1st / 2nd)#
1978	Kinston / Carolina	57-77	.425	(6th / 5th)#
1979	Greenville / Southern	23-17	.575	(3rd, 2nd half)#
Minor Totals		183-148	.553	

*Won Championship, #Denotes season split in two halves.

Jimmy Williams #22

Third Base Coach



HT: 5'11" WT: 170
 OPENING DAY AGE: 47
 BORN: October 4, 1943, at
 Arroyo Grande, CA
 RESIDES: Dunedin, FL

Jimmy Williams and Bobby Cox were reunited in the dugout on June 25, 1990, when newly-appointed manager Cox added Williams to his staff as the Braves' third-base coach. Previously, Williams had performed the same duties under Cox at Toronto from 1982-85, when Cox piloted the Blue Jays. Williams originally joined the Braves on October 4, 1989, and served as a minor league instructor before taking on his present duties with the big-league club.

The 1991 season marks Williams' 25th in professional ball, with the last 17 years spent in a coaching or managerial capacity. As manager of Toronto from 1986 into the 1989 campaign, Williams won 281 games and lost 241, with the Blue Jays finishing only two games out of first place in his last two full seasons. He signed on with Toronto as a coach in 1980, two years before Cox's arrival.

Williams (Continued)

After retiring as an active player in 1971 (except for a 6-game stint in 1975), Williams obtained his first managing job at the Angels' Quad Cities affiliate in the Midwest League in 1974, leading his club to a first-place finish in the first half in the Southern Division. The only sub-.500 season Williams endured in the minors was in 1975 at El Paso of the Texas League. He was promoted the following year to Salt Lake City, where he guided his team to a 90-54 mark and a first-place finish in the regular season. Williams moved on to the Cardinals' organization at Springfield in 1978, ending the campaign in third place. In 1979 he returned to Salt Lake City, finishing in second place in the regular season, before going on in the playoffs to win the Pacific Coast League championship.

Williams, a shortstop throughout his career, played semi-pro ball in South Dakota and Alaska in 1963 and 1964, before beginning his professional career at Waterloo of the Midwest League in 1965. His Major League career as a player consisted of 14 games with the Cardinals in 1966 and 1967. He collected his first hit off future Hall of Famer Juan Marichal.

Jimmy and his wife, Peggy, have four children; Monica, Brady, Shawn and Jenna. Jimmy enjoys fishing, hunting, and watching movies in his spare time.

Williams' Career Record

Year	Club	AVG.	G	AB	R	H	2B	3B	HR	RBI	
1965	Waterloo	.287	115	435	64	125	19	3	2	31	
1966	St. Louis	.273	13	11	1	3	0	0	0	1	
1967	Arkansas	.208	28	101	8	21	1	1	0	8	
	Tulsa	.226	61	164	37	42	2	0	1	21	
	St. Louis	.000	1	2	0	0	0	0	0	0	
1968	Indianapolis	.226	120	403	38	91	19	5	2	34	
1969	Vancouver	.258	35	66	7	17	1	1	0	9	
1970	Winnipeg	.230	109	361	49	83	15	0	3	18	
1971	Wipg./Tidw.	.257	105	327	40	84	7	4	5	31	
1972-73				Out of Professional Baseball							
1975	El Paso	.118	6	17	3	2	0	0	0	2	
A.L. Totals		—	—	—	—	—	—	—	—	—	
N.L. Totals		.214	14	13	1	3	0	0	0	1	
M.L. Totals		.214	14	13	1	3	0	0	0	1	


Williams' Managerial Record

Year	Club & League	W-L	Pct.	Position
1974	Quad Cities / Midwest	65-58	.528	(1st / 3rd)#
1975	El Paso / Texas	62-71	.466	(3rd)
1976	Salt Lake City / Pac. Coast	90-54	.625	(1st)
1977	Salt Lake City / Pac. Coast	74-65	.532	(2nd)
1978	Springfield / Amr. Assoc.	70-66	.515	(3rd)
1979	Salt Lake City / Pac. Coast	80-68*	.541	(2nd)
1986	Toronto / American	86-76	.531	(4th)
1987	Toronto / American	96-66	.593	(2nd)
1988	Toronto / American	87-75	.537	(T3rd)
1989	Toronto / American (1)	12-24	.333	(T6th)
A.L. Totals		281-241	.538	
Major Totals		281-241	.538	

Denotes season split in two halves, * Won Championship, (1) Replaced by Cito Gaston, May 15, 1989.

Ned Yost #52

Bullpen Coach



HT: 6'1" WT: 185
OPENING DAY AGE: 35
BORN: August 19, 1955,
at Eureka, CA
RESIDES: Pleasanton, CA

A newcomer on Bobby Cox's staff is bullpen coach Ned Yost, who is making his Major League coaching debut. Yost spent the last three seasons managing at the Braves' Class A affiliate at Sumter, compiling a won-lost mark of 197-223, while working with heralded prospects

such as Ryan Klesko, Tyler Houston, Matt Turner, Ben Rivera, Keith Mitchell and Dennis Burlingame.

The Eureka, CA, native joined the Braves' organization in 1986, batting .248 in 80 games at Greenville and .294 in 8 games at Richmond. A catcher in his playing days, Yost retired after the 1987 season, closing out a 14-year career.

Yost was the Mets' first choice in the secondary phase of the 1974 draft, and advanced to AAA Tidewater before being selected by Milwaukee in the Minor League draft in December of 1977. He made his big-league debut with the Brewers in 1980, and served as a backup catcher for Milwaukee through the 1983 campaign. Yost saw action in the 1982 World Series, drawing a walk in his only plate appearance.

Traded to Texas after the 1983 season, Yost spent all of 1984 with the Rangers, before being released in spring training the following year. Within a month, the Expos signed Yost as a free agent and assigned him to AAA Indianapolis. He saw his final Major League action when he was recalled by the Expos in the last month of the 1985 season.

Ned and his wife, Deborah, reside in Pleasanton, CA, in the off-season. They have four children; Ned IV, Josh, Jennifer and Andrew. Ned's hobbies include hunting and fishing.

Yost's Career Record

Year	Club	AVG.	G	AB	R	H	2B	3B	HR	RBI
1974	Batavia	.250	44	123	14	31	2	2	2	11
1975	Wausau	.192	79	265	26	51	7	0	6	27
1976	Jackson	.199	83	266	25	53	5	0	3	25
1977	Jackson	.309	30	94	7	29	9	0	1	8
	Tidewater	.291	60	165	27	48	8	1	12	31
1978	Spokane	.262	89	267	38	70	16	1	7	42
1979	Vancouver	.263	130	419	43	110	12	2	3	53
1980	Milwaukee	.161	15	31	0	5	0	0	0	0
	Vancouver	.309	80	259	32	80	20	4	2	41
1981	Milwaukee	.222	18	27	4	6	0	0	3	3
1982	Milwaukee	.276	40	98	13	27	6	3	1	8
1983	Milwaukee	.224	61	196	21	44	5	1	6	28
1984	Texas	.182	80	242	15	44	4	0	6	25
1985	Indianapolis	.262	95	267	17	70	15	0	2	24
	Montreal	.182	5	11	1	2	0	0	0	0

Yost (Continued)

Year	Club	AVG.	G	AB	R	H	2B	3B	HR	RBI
1986	Greenville	.248	80	254	35	63	13	0	7	30
	Richmond	.212	8	17	0	5	0	0	0	0
1987	Greenville	.165	40	115	6	19	1	0	1	1
	Richmond	.304	9	23	3	7	1	0	1	8
A.L. Totals		.212	214	594	53	126	15	4	16	64
N.L. Totals		.182	5	11	1	2	0	0	0	0
M.L. Totals		.212	219	605	54	128	15	4	16	64

Yost's Managerial Record

Year	Club & League	W-L	Pct.	Position
1988	Sumter / South Atlantic	64-73	.467	(6th / 4th)#
1989	Sumter / South Atlantic	60-81	.426	(5th / 6th)#
1990	Sumter / South Atlantic	73-69	.514	(4th / 4th)#
Minor Totals		197-223	.469	

Denotes season split in two halves.

BRAVES BITS

DID YOU KNOW: . . . During the 1980 season there were seven Major League managers who were either ex-Braves or former Braves farmhands. They were Bobby Cox, Jim Frey, Tony LaRussa, Billy Martin, Gene Mauch, Chuck Tanner and Joe Torre.

**THE
PLAYERS**



Steve Avery #42



POSITION: LHP
BATS: L **THROWS:** L
HT: 6' 4" **WT:** 190

OPENING DAY AGE: 20
BORN: April 14, 1970, at Trenton, MI
RESIDES: Taylor, MI
M.L. SERVICE: 0 + 113
CONTRACT STATUS: Signed thru '91

ACQUIRED:—Was Braves' 1st selection (3rd overall) in the 1988 June draft.

1990 SEASON:—Only two years removed from high school, Avery completed jump from prep ball to the Majors with his recall from AAA Richmond on June 13 ...Made his Major League debut at Cincinnati that day, at the age of 20 years, 2 months ...Became the youngest Braves starting pitcher to make his M.L. debut since Mike McQueen started against Reds on Oct. 2, 1969, at 19 years, 1 month ...Recorded 1st M.L. win in his 3rd start on June 26, a 4-2 decision over L.A. (7IP, 4H, 1R, 1ER, 5BB, 3K) ...Beat L.A. in Atlanta again on Aug. 10, 3-2 (7IP, 7H, 1R, 1ER, 2BB, 6K) ...Fired 1st M.L. SHO on Aug. 24 vs. Chicago in a 3-0 triumph (9IP, 6H, 0R, 2BB, 8K) ...Allowed only 3 HR's in his first 84.0 IP with Atlanta ...Had posted a 5-5 record in 13 starts at Richmond before his promotion to Majors.

PRO CAREER 1989:—Tabbed by BASEBALL AMERICA as one of their "10 For The 1990's," highly heralded southpaw was one of only two players selected (the other being Texas' Ruben Sierra) among a list of people "that will influence baseball in the next decade" ...Split season between A Durham and AA Greenville, making 13 starts for each club ...Although only 6-4 Durham, Avery compiled overpowering numbers: 1.45 ERA, only 59 hits allowed in 86.2 IP, 90 K's and only 20 BB's ...On Durhams opening day, April 9, (a DH), Avery followed Dennis Burlingame's perfect game with a near gem of his own, shutting out Frederick in a 7-inning affair, 2-0 ...Carried a no-hitter into the 6th, and ended up surrendering only 2 hits ...Gave up only 2 ER's in his first 24.2 IP (0.73 ERA), with 33 K's and only 11 hits allowed ...Lost his 2 other most dominating performances; April 27 vs. Winston-Salem, 4-3 (6.2 IP, 3H, 1ER, 1BB, 13K's) and May 7 vs. Kinston, 6-5 (CG 7.0 IP, 2H, 1ER, 0BB's, 10K's) ... Promoted to Greenville on June 20, and continued to impress, winning 6 of 9 decisions, while compiling a 2.77 ERA ...Best outings occurred July 7 at Charlotte (W 3-2, 6.0IP, 6H, 2R, 2ER, 2BB, 8K's) and Sept. 4 in Game 1 of Greenville's playoff at Orlando (W, 8.2 IP, 6H, 2R, 2ER, 2BB, 8K's) ...Honored for superlative showing at Durham and Greenville by being named as BASEBALL AMERICA's top prospect in the Carolina League and 3rd best prospect in Southern League.

1988:—Became the 3rd straight left-handed pitcher the Braves had picked in the 1st round of the draft (following Kent Mercker in 1986 and Derek Lilliquist in 1987) ...Joined Pulaski of the Rookie Appalachian League after signing ...Was 7-1 with a 1.50 ERA and 80 K's in 66.0 IP 38 hits in 10 starts for Pulaski ...3 CG's (1 one-hitter and 2 two-hitters) including 2 shutouts.

PERSONAL/MISC.:—Full name STEVEN THOMAS AVERY ...Single ...A 1988 graduate of John F. Kennedy High School in

Avery (Continued)

Taylor, MI ...Was 13-0 with an 0.51 ERA, 24 BB's and 196 K's in 88.1 IP as a senior ...Pitched 2 no-hitters and 7 SHO's ...Was 6-0 in state tournament, leading Kennedy to championship game ...Playing in outfield while not pitching, Avery batted .511 with 8 HR's and 44 RBI ...Earned numerous honors, including being named the state Player-of-the-Year by Scholastic Coach, Michigan Athlete-of-the-Year by USA TODAY, and "Mr. Baseball" by the state high school association ...Was 29-4 with a 1.11 ERA, 82 BB's and 376 K's in 210.2 IP during 4-year career ...Also was standout basketball player ...Turned down a baseball scholarship to Stanford in signing with Braves.

Avery's Career Record

Year	Club	W-L	ERA	G	GS	CG	SHO	SV	IP	H	R	ER	BB	SO
1988	Pulaski	7-1	1.50	10	10	3	2	0	66.0	38	16	11	19	80
1989	Durham	6-4	1.45	13	13	3	1	0	86.2	59	22	14	20	90
	Greenville	6-3	2.77	13	13	1	0	0	84.1	69	32	26	34	73
1990	Richmond	5-5	3.50	13	13	3	0	0	82.1	85	35	32	21	69
	ATLANTA	3-11	5.64	21	20	1	1	0	99.0	121	79	62	45	75
Minor Totals		24-13	2.34	49	49	10	3	0	319.1	252	105	83	94	312
A.L. Totals		—	—	—	—	—	—	—	—	—	—	—	—	—
N.L. Totals		3-11	5.64	21	20	1	1	0	99.0	121	79	62	45	75
Atlanta Totals		3-11	5.64	21	20	1	1	0	99.0	121	79	62	45	75
M.L. Totals		3-11	5.64	21	20	1	1	0	99.0	121	79	62	45	75

Avery's Career Transactions

—Selected by the Braves in the first round in the 1988 June draft.

Avery's Miscellaneous Statistics

Year	Club	GF	HR	IBB	HB	WP	BK	AB	R	H	2B	3B	HR	RBI	AVG.
1990	Atl.	1	7	2	2	5	1	30	1	4	0	0	0	0	.133
Totals		1	7	2	2	5	1	30	1	4	0	0	0	0	.133

Avery's M.L. Fielding

Year	Pct.	G	P				
			PO	A	E	TC	DP
1990	.929	21	4	22	2	28	0
Totals	.929	21	4	22	2	28	0

Avery (Continued)

Avery's Detailed Pitching Statistics

1990 SEASON								CAREER						
	W-L-S	ERA	G	IP	H	ER	SO	W-L-S	ERA	G	IP	H	ER	SO
Season	3-11-0	5.64	21	99.0	121	62	75	3-11-0	5.64	21	99.0	121	62	75
Home	3-4-0	4.25	11	59.1	65	28	43	3-4-0	4.25	11	59.1	65	28	43
Road	0-7-0	7.71	10	39.2	56	34	32	0-7-0	7.71	10	39.2	56	34	32
vs. Atl	—	—	—	—	—	—	—	—	—	—	—	—	—	—
Cin	0-2-0	10.20	4	15.0	26	17	14	0-2-0	10.20	4	15.0	26	17	14
Hou	0-2-0	6.35	3	11.1	19	8	11	0-2-0	6.35	3	11.1	19	8	11
LA	2-0-0	1.29	2	14.0	11	1	9	2-0-0	1.29	2	14.0	11	2	9
SD	0-1-0	7.84	3	10.1	18	9	5	0-1-0	7.84	3	10.1	18	9	5
SF	0-1-0	13.50	1	2.0	5	3	0	0-1-0	13.50	1	2.0	5	3	0
NL West	2-6-0	6.71	13	52.2	79	39	39	2-6-0	6.71	13	52.2	79	39	39
Chi	1-0-0	1.20	2	15.0	11	2	15	1-0-0	1.20	2	15.0	11	2	15
Mt	0-1-0	6.55	2	11.0	10	8	9	0-1-0	6.55	2	11.0	10	8	9
NY	0-2-0	2.84	2	12.2	13	4	3	0-2-0	2.84	2	12.2	13	4	3
Pha	—	—	—	—	—	—	—	—	—	—	—	—	—	—
Pitt	0-2-0	10.57	2	7.2	8	9	9	0-2-0	10.57	2	7.2	8	9	9
StL	—	—	—	—	—	—	—	—	—	—	—	—	—	—
NL East	4-0-0	2.98	17	30.1	26	10	25	1-5-0	4.47	8	46.1	42	23	36
Pre-ASG	1-3-0	4.23	5	27.2	30	13	16							
Post-ASG	2-8-0	6.18	16	71.1	91	49	59							
April	—	—	—	—	—	—	—							
May	—	—	—	—	—	—	—							
June	1-1-0	6.43	3	14.0	18	10	10							
July	0-4-0	4.63	6	35.0	38	18	18							
Aug	2-3-0	4.36	6	33.0	34	16	33							
Sept/Oct	0-3-0	9.53	6	17.0	31	18	14							
Day	0-4-0	8.26	7	28.1	42	26	22							
Night	3-7-0	4.58	14	70.2	79	36	53							
Start	3-10-0	5.47	20	97.0	116	59	75							
Relief	0-1-0	13.50	1	2.0	5	3	0							

CAREER HIGHS

MOST K'S: 8, 8/24/90 vs. Chi.; LONGEST WINNING STREAK: 1, 3 Times; LONGEST LOSING STREAK: 4G, 7/1-8/10/90; LONGEST SCORELESS STREAK: 12.1 IP, 8/19-8/29/90; FEWEST HITS CG: None LONGEST RELIEF APPEARANCE: 2.0 IP, 10/3/90 at S.F.

Mike Bell #11



POSITION: INF
BATS: L THROWS: L
HT: 6' 1" WT: 175

OPENING DAY AGE: 22
BORN: April 22, 1968, at Lewiston, NJ
RESIDES: Newton, NJ
M.L. SERVICE: 0 + 056
CONTRACT STATUS: Signed thru '91

ACQUIRED:—Signed by the Braves as a free agent Aug. 13, 1986.

1990 SEASON:—Put in 3 stints with Atlanta in 1990; first recalled from AA Greenville on May 2, saw action in 6 games, then returned to G'ville on May 14 ...Brought back a 2nd time on Aug. 7, before being optioned again to G'ville on Aug. 16 ...Recalled for 3rd

Bell (Continued)

time on Sept. 1 ...Hit .273 over final month (9x33), including his first M.L. homer on Oct. 2 off John Burkett at S.F.

PRO CAREER 1989:—Hit .244 in first full year at AA Greenville ...Ranked 3rd on the G-Braves with 57 RBI ...Had a 2-HR game at Charlotte June 17 (3x4, 2HR, 2RBI) in a 6-0 win ...Collected 8 hits in 14 AB's (.571) April 26-29, with 2 2B's, 1 HR and 6 RBI.

1988:—Hit 17 HR's for A Durham, tied for 3rd-best in Carolina League ...Ranked 4th with 84 RBI ...Hit 2 grand slams, and hit for cycle July 1 vs. Hagerstown ...Led Carolina League first basemen in fielding percentage (.986), games (112), total chances (1014) and putouts (924).

1987:—Led A Sumter in games (133) and was 2nd on team in hits (108) and RBI (51).

PERSONAL/MISC:—Full name MICHAEL ALLEN BELL ...Single ...Resides in Newton, NJ ...A 1986 graduate of Newton (NJ) High School where he played baseball and football ...Was named to All-Area, All-West Jersey and All-State teams in baseball as senior ...Also named to All-State Group II, 3rd team in football.

Bell's Career Record

Year	Club	AVG.	G	AB	R	H	2B	3B	HR	RBI	BB	SO	SB
1987	Sumter	.244	133	443	54	108	17	3	5	51	54	95	11
1988	Durham	.257	126	440	72	113	18	3	17	84	58	91	11
	Greenville	.250	4	12	1	3	1	0	0	4	1	1	0
1989	Greenville	.244	132	472	63	115	26	3	6	57	61	91	10
1990	Greenville	.291	106	405	50	118	24	2	6	42	41	63	10
	ATLANTA	.244	36	45	8	11	5	1	1	5	2	9	0
Minor Totals		.258	501	1772	240	457	86	11	34	238	215	341	42
A.L. Totals		—	—	—	—	—	—	—	—	—	—	—	—
N.L. Totals		.244	36	45	8	11	5	1	1	5	2	9	0
Atlanta Totals		.244	36	45	8	11	5	1	1	5	2	9	0
M.L. Totals		.244	36	45	8	11	5	1	1	5	2	9	0

Bell's Career Transactions

—Signed as free agent by the Braves August 13, 1986.

Bell's N.L. Home Runs by Ballpark

at Atlanta	0	at Houston	0	at New York	0
at Chicago	0	at Los Angeles	0	at Philadelphia	0
at Cincinnati	0	at Montreal	0	at San Diego	0
at Pittsburgh	0	at San Francisco	1	at St. Louis	0

<i>Bell's M.L. Fielding</i>							
1B							
Year	Pct.	G	PO	A	E	TC	DP
1990	.981	24	97	9	2	108	6
Totals	.981	24	97	9	2	108	6

Bell (Continued)

Bell's Detailed Hitting Statistics

	1990 SEASON						CAREER				
	AVG.	G	AB	H	HR	RBI	AVG.	AB	H	HR	RBI
Season	.244	36	45	11	1	5	.244	45	11	1	5
Home	.000	13	6	0	0	0	.000	13	6	0	0
Road	.282	23	39	11	1	5	.282	39	11	1	5
vs Atl	—	—	—	—	—	—	—	—	—	—	—
Cin	.000	4	3	0	0	0	.000	3	0	0	0
Hou	.300	6	10	3	0	0	.300	10	3	0	0
LA	.250	6	4	1	0	0	.250	4	1	0	0
SD	.200	6	5	1	0	0	.200	5	1	0	0
SF	.267	7	15	4	1	5	.267	15	4	1	5
NL West	.243	29	37	9	1	5	.243	37	9	1	5
vs Chi	.200	3	5	1	0	0	.200	5	1	0	0
Mtl	.000	2	0	0	0	0	.000	0	0	0	0
NY	—	—	—	—	—	—	—	—	—	—	—
Pha	—	—	—	—	—	—	—	—	—	—	—
Pit	.500	1	2	1	0	0	.500	2	1	0	0
StL	.000	1	1	0	0	0	.000	1	0	0	0
NL East	.250	7	8	2	0	0	.250	8	2	0	0
Pre-ASG	.167	13	12	2	0	0					
Post-ASG	.273	23	33	9	1	5					
In April	—	—	—	—	—	—					
May	.167	6	6	1	0	0					
June	—	—	—	—	—	—					
July	—	—	—	—	—	—					
Aug	.167	7	6	1	0	0					
Sept/Oct	.273	23	33	9	1	5					
Day	.294	10	17	5	0	1					
Night	.214	26	28	6	1	4					
Grass	.241	26	29	6	1	4					
Turf	.250	10	16	4	0	0					
vs RHP	.282	—	39	11	1	5					
vs LHP	.000	—	6	0	0	0					
P-Hitting	.182	—	11	2	0	0					

CAREER HIGHS

MOST HITS: 2, 3 Times, Last: 10/3/90 at S.F.; MOST RBI: 4, 10/2/90 at S.F.; MOST HR: 1, 10/2/90 at S.F.; MOST SB's: None; LONGEST HITTING STREAK: 2G, 2 Times, Last: 10/2-3/90.

Rafael Belliard #2



POSITION: INF
 BATS: R THROWS: R
 HT: 5' 6" WT: 160

OPENING DAY AGE: 29
 BORN: October 24, 1961, at
 Pueblo Nuevo, D.R.
 RESIDES: Santiago, D.R.
 M.L. SERVICE: 6 + 080
 CONTRACT STATUS: Signed thru '92

ACQUIRED:—Signed by the Braves as a free agent to a two-year contract on December 18, 1990.

Belliard (*Continued*)

1990 SEASON:—Started 13 games (9 at shortstop and 4 at second base), with the Pirates going 10-3 when Belliard was in the starting lineup ...Tied career-high with 3 RBI vs. L.A. on July 20.

PRO CAREER: 1989:—Was a starter in 47 games (32 at shortstop, 14 at second base and 1 at third base) ...Hit .324 (11x34) with runners in scoring position ...Compiled a .306 BA (11x36) vs. LHP ...Had best success at plate vs. Chi. (8x24, .333) and S.F. (6x20, .300) ...Excelled in April, hitting .333 (12x36) ...Turned in a .978 fielding pct. at shortstop (40 games), 1.000 pct. at second base (20 games) and 1.000 pct. at third base (6 games).

1988:—Became the first Pirate shortstop to lead the N.L. in fielding since Tim Foli in 1980 ...Finished season with a .977 pct. ...Belliard was 1st shortstop other than Ozzie Smith to top N.L. in fielding pct. since 1984 ...Established career high in games (122) and triples (4) and equaled career best in walks (26) ...Made 92 starts at shortstop ...Reeled off two 8-game hitting streaks to match career-high ...Hit .476 (10x21) in first 8-game streak May 4-18, raising BA to season-high .300 ...Went on D.L. May 19 with strained right hamstring sustained at Hou. ...Activated on June 3, but struggled offensively rest of campaign, batting only .190 (43x226) ...Batted .419 (13x31) in 2nd 8-game hitting streak July 8-19 ...Batted .274 with runners in scoring position.

1987:—Made 61 starts at shortstop in Pirates' first 76 games ...Struggled at plate and made only 1 more start before being assigned to AA Harrisburg on July 8 ...Went 49x145 (.338) in 37 G's at AA ...Pirates recalled him on Aug. 12, but he only appeared in 9 more games before suffering a fractured left fibula vs. Cin. on Aug 26 ...Belted his first and only M.L. homer (in 405th career AB) at S.D. off Eric Show on May 5 ...Set a personal high with 4 hits at L.A. on May 7.

1986:—Named the Pirates' regular shortstop at mid-season ...Started 85 G's at short and 15 at second base ...Compiled an 8-game hitting streak (12x25, .480) June 9-17 ...Sidelined because of a dislocated ring finger on July 27 vs. S.F. ...Placed on D.L. July 28-Aug. 12.

1985:—Began campaign on Pittsburgh roster ...Appeared in 4 G's before being optioned to AAA Hawaii on April 18 ...Played 4 G's at AAA, and then was brought up by Pirates on April 23 ...Appeared in 13 more G's for Pittsburgh before being optioned to Hawaii again on May 20, and stayed at AAA for rest of season ...Hit .246 in 100 G's at Hawaii.

1984:—Although Belliard remained with Pirates the entire season, he saw action in only 20 G's (6 starts) ...Sustained a fractured left fibula at Chi. on June 27 and remained on D.L. until Aug. 27 ...Played in 3 more games, then refractured same bone at Cin. on Sept. 1 and was sidelined for the duration of the season.

1983:—Batted .262 in 127 G's at AA Lynn, and was chosen as shortstop on Eastern League All-Star team ...Tied for league lead in double plays (69) ...Promoted to Majors by Pirates on Sept. 1.

1982:—Knocked out of action early in campaign with a fractured left kneecap ...Hit .274 in 40 G's for AA Buffalo ...Recalled by Pirates in Sept. and made M.L. debut on Sept. 6 vs. N.Y. as a pinch-runner ...Climaxed a 2+ year climb for Belliard from Gulf Coast League to

BRAVES BITS

DID YOU KNOW: . . . Babe Ruth and Cy Young, both of whom spent the majority of their careers with American League clubs, finished out their baseball days with the Braves. Ruth retired in 1935 and Young in 1911.

Belliard (Continued)

Majors ...Collected 1st M.L. hit, a pinch-single, on Sept. 25 at Mtl. vs. Scott Sanderson.

1981:—Tied for Carolina League lead in putouts among short-stops (205), and topped the circuit in sacrifice hits with 12 ...Stole 42 bases in 57 attempts, T2nd in the loop.

1980:—Began pro career at R Bradenton and A Shelby.

PERSONAL/MICS.:—Full name RAFAEL LEONIDAS BELLIARD ...Wife's name is Leonora ...One son, Kevin (11/2/85) ...Plays winter ball in native Dominican Republic.

Belliard's Career Record

Year	Club	AVG	G	AB	R	H	2B	3B	HR	RBI	BB	SO	SB
1980	Bradenton	.214	12	42	6	9	1	0	0	2	0	3	1
	Shelby	.125	8	24	1	3	0	0	0	2	1	3	0
1981	Alexandria	.216	127	472	58	102	6	5	0	33	26	92	42
1982	Buffalo	.274	40	124	14	34	1	1	0	19	8	16	6
	Pittsburgh	.500	9	2	3	1	0	0	0	0	0	0	1
1983	Lynn	.262	127	431	63	113	13	2	2	37	30	54	12
	Pittsburgh	.000	4	1	1	0	0	0	0	0	0	1	0
1984	Pittsburgh	.227	20	22	3	5	0	0	0	0	0	1	0
1985	Pittsburgh	.200	17	20	1	4	0	0	0	1	0	5	0
	Hawaii	.246	100	341	35	84	12	4	1	18	4	49	9
1986	Pittsburgh	.233	117	309	33	72	5	2	0	31	26	54	12
1987	Pittsburgh	.207	81	203	26	42	4	3	1	15	20	25	5
	Harrisburg	.338	37	145	24	49	4	2	0	9	6	16	7
1988	Pittsburgh	.213	122	286	28	61	0	4	0	11	26	47	7
1989	Pittsburgh	.214	67	154	10	33	4	0	0	8	8	22	5
1990	Pittsburgh	.204	47	54	10	11	3	0	0	6	5	13	1
Minor Totals		.250	451	1579	201	394	38	14	3	120	75	233	77
A.L. Totals		—	—	—	—	—	—	—	—	—	—	—	—
N.L. Totals		.218	484	1051	115	229	16	9	1	72	85	168	35
Atlanta Totals		—	—	—	—	—	—	—	—	—	—	—	—
M.L. Totals		.218	484	1051	115	229	16	9	1	72	85	168	35

Belliard's Career Transactions

—Signed by Pittsburgh as a free agent on July 10, 1980.

—Signed by the Braves as a free agent on December 18, 1990.

Belliard's League Championship Record

Yr.	Club, Opp	AVG	G	AB	R	H	2B	3B	HR	RBI	BB	SO	SB
90	Pit. vs. Cin.	.000	0	0	0	0	0	0	0	0	0	0	0
L.C.S. Totals		.000	0	0	0	0	0	0	0	0	0	0	0

Belliard's N.L. Home Runs by Ballpark

at Atlanta	0	at Houston	0	at New York	0
at Chicago	0	at Los Angeles	0	at Philadelphia	0
at Cincinnati	0	at Montreal	0	at San Diego	1
at Pittsburgh	0	at San Francisco	0	at St. Louis	0

Belliard (Continued)

<i>Belliard's M.L. Fielding</i>							
SS							
Year	Pct.	G	PO	A	E	TC	DP
1982	1.000	4	2	2	0	4	0
1983	1.000	3	1	3	0	4	1
1984	.889	12	11	13	3	27	4
1985	.947	12	13	23	2	38	3
1986	.970	96	117	269	12	398	42
1987	.979	71	104	176	6	286	29
1988	.977	117	131	258	9	398	50
1989	.978	40	46	90	3	139	13
1990	.933	10	11	17	2	30	3
Totals	.970	365	436	851	37	1324	145

2B							
Year	Pct.	G	PO	A	E	TC	DP
1984	1.000	1	1	0	0	1	0
1986	1.000	23	30	48	0	78	8
1987	1.000	7	9	15	0	24	2
1988	1.000	3	3	3	0	6	1
1989	1.000	20	23	46	0	69	7
1990	1.000	21	23	16	0	39	5
Totals	1.000	75	89	128	0	217	23


Belliard's Detailed Hitting Statistics

	1990 SEASON						CAREER				
	AVG.	G	AB	H	HR	RBI	AVG.	AB	H	HR	RBI
Season	.204	47	54	11	0	6	.218	1051	229	1	72
Home	.161	22	31	5	0	5	.201	502	101	0	38
Road	.261	25	23	6	0	1	.233	549	128	1	34
vs Atl	.000	3	1	0	0	0	.271	70	19	0	5
Cin	.333	3	6	2	0	0	.229	83	19	0	7
Hou	.000	2	3	0	0	0	.130	69	9	0	3
LA	.250	3	4	1	0	3	.267	105	28	0	9
SD	.000	6	7	0	0	0	.150	60	9	1	6
SF	.000	1	0	0	0	0	.253	91	23	0	5
NL West	.143	18	21	3	0	3	.224	478	107	1	35
vs Chi	.400	3	5	2	0	1	.279	147	41	0	18
Mtl	.333	6	3	1	0	0	.188	101	19	0	7
NY	.235	11	17	4	0	0	.235	132	31	0	2
Pha	.167	6	6	1	0	2	.186	97	18	0	6
Pit	—	—	—	—	—	—	—	—	—	—	—
StL	.000	3	2	0	0	0	.135	96	13	0	4
NL East	.242	29	33	8	0	3	.213	573	122	0	37
Pre-ASG	.240	21	25	6	0	1					
Post-ASG	.172	26	29	5	0	5					
In April	.167	5	6	1	0	1					
May	.000	4	2	0	0	0					
June	.357	9	14	5	0	0					
July	.182	8	11	2	0	5					
Aug	.182	9	11	2	0	0					
Sept/Oct	.100	12	10	1	0	0					
Day	.364	13	22	8	0	4					
Night	.094	34	32	3	0	2					
Grass	.250	13	12	3	0	1					
Turf	.190	34	42	8	0	5					
vs RHP	.212	36	33	7	0	1					
vs LHP	.190	14	21	4	0	5					
P-Hitting	.200	12	10	2	0	1					

CAREER HIGHS

MOST HITS: 4, 5/7/87 at L.A.; MOST RBI: 3, 4 Times, Last: 7/22/90 vs. L.A.; MOST HR: 1 5/5/87 at S.D.; MOST SB's: 2, Many Times, Last: 5/28/89 vs. Hou.; LONGEST HITTING STREAK: 9G, 4/22/-5/3/86.

Juan Berenguer #48



POSITION: RHP
BATS: R **THROWS:** R
HT: 5'11" **WT:** 233

OPENING DAY AGE: 36
BORN: November 30, 1954, at
Aguadulce, Panama
RESIDES: Longwood, FL
M.L. SERVICE: 9 + 151
CONTRACT STATUS: Signed thru '92

ACQUIRED:—Signed by the Braves as a second-look free agent to a 2-year contract on January 29, 1991.

1990 SEASON:—Began the campaign at 4-0 to extend career-best winning skein to 9 games before dropping a 3-2 decision to Chi. on June 8 ...Ranked 3rd among A.L. relievers in IP, 4th in K's and T4th in wins ...Allowed only 10 of 37 inherited runners to score (27%) ...In his 4 years with the Twins, Berenguer permitted only 57 of 169 inherited runners to cross the plate (34%) ...His .717 winning pct. (33-13) is the best in club history (Over 200 IP) ...Has given up fewer hits than innings pitched every season since 1985 ...Since beginning his career at 3-17, Berenguer has gone 60-37 (.619) since 1983.

PRO CAREER: 1989:—Won 9 of 12 decisions, matching his 2nd-best victory total ...Marked 1st full season in which he did not make at least 1 start ...From July 15 on, recorded a 5-0 ledger with a 3.12 ERA.

1988:—Served again as solid set-up man for Jeff Reardon ...Tied Lee Smith for lead among A.L. relievers with 99 K's ...Opponents managed only 74 hits off Berenguer in 100 IP ...Overcame slow start (6.00 ERA after 14 games) ...Bore down over next 2 months, allowing only 4 ER in 38.2 IP (0.93 ERA) May 23-July 18 ...Hurled 29 consecutive SHO innings May 23-July 2 ...Named by Baseball Digest as baseball's best righthand middle reliever.

1987:—Signed by the Twins as a free agent, and went on to play for his 2nd World Championship team in 4 years ...Won his first 6 decisions (6-0 through Sept. 11) ...Compiled a 2.88 ERA through July 4 ...Made 6 starts between May 15 and June 27, going 2-0 with 4 ND's and a 2.92 ERA ...Excelled at home, posting a 5-0 mark and a 2.31 ERA ...His 4 saves matched previous year's career high ...Fanned 110 batters in 112 IP ...Placed on D.L. with strained right elbow Aug. 4-21 ...Won the Twins' division-clinching game at Texas, 5-3, on Sept. 28 ...Struck out 4 of 5 batters faced to gain save in Game 2 of A.L.C.S. vs. Detroit ...Allowed only 1 hit over 6 IP (4 games) in A.L.C.S. ...Went 0-1 in 3 outings vs. St. Louis in World Series ...Distinguished himself as the first Panamanian pitcher ever to make a post-season appearance, and the 8th Panamanian ever to see World Series action.

1986:—Acquired by Giants in off-season from Detroit, returning to N.L. for first time since 1980 ...Fashioned a career-best 2.70 ERA and a personal high of 4 saves ...Started season on D.L. with a sore right shoulder (April 7-28) ...Made 3 starts before joining bullpen on May 10 ...Selected as the N.L. Player of the Week for week of June 16-22, recording a win and 3 saves in 8.1 SHO innings (5 games) ...Reeled off a 12-game scoreless streak July 19-Aug. 10 (11 IP) ...Was the LP in his last start of campaign on Sept. 25, 2-0, the game in which Mike Scott no-hit the Giants and clinched the division crown for Houston ...Tagged for only 2 HR's in 56.1 innings of relief.

Berenguer (*Continued*)

1985:—Split season as a starter and middle reliever ...Won his first start of year, 4-3, vs. White Sox on May 5 ...Made two more starts, losing both, before returning to relief work ...Rejoined rotation on Aug. 16 for duration of campaign.

1984:—Won a career-high 11 games ...Fired his 2nd (and last) career SHO at Milwaukee on June 16 in a 5-hit, 6-0 triumph over Don Sutton ...Notched a career-high 12 K's on Aug. 18 vs. Seattle in a 4-3 victory ...Went 4-1 with a 1.48 ERA over his last 5 starts ...Did not see any action in playoffs or World Series.

1983:—Set a career high with 129 K's ...Displayed his versatility as both a long and short reliever before becoming predominantly a starter in 2nd half ...Held opponents to only 110 hits in 157.2 IP ...Tossed his 1st M.L. SHO, 4-0 at Mil. on Sept. 10 (4-hitter).

1982:—Released by Toronto on March 28 and signed by Tigers as a free agent on April 4 ...Spent year at (AAA) Evansville, where he tied for American Association lead with 9 CG's ...Went 11-10 in 25 games (1 relief outing) ...Recalled by Tigers on Sept. 1, making 2 appearances (1 start), with no decisions.

1981:—Dealt to Royals by Mets on March 31 ...Struggled with K.C., going 0-4 with an 8.69 ERA ...Sold to Blue Jays on Aug. 8, and 3 days later, beat the Tigers in relief, 6-4 for his first A.L. victory ...Won again on Aug. 19, then ended season with a career-high 9-game losing streak Aug. 24-Oct. 2.

1980:—Set a Tidewater club mark with 178 K's ...Issued 53 fewer walks at AAA than in 1979 (in 9 fewer innings pitched) ...Tossed 7 CG's for Tides ...Promoted to Mets in Sept. and went 0-1 in 6 relief outings.

1979:—Loaned to Tacoma (Indians AAA affiliate), Berenguer split 16 decisions ...Tied Pacific Coast League mark of 220 K's and set down 18 batters in a game at Salt Lake City on March 22 ...Recalled by Mets in Sept. and picked up first M.L. win over Cardinals, 6-2 on Sept. 28.

1978:—Recognized as the International League Pitcher of the Year and was selected to the National Association Class AAA All-Star team ...Had a 10-7 mark with 130 K's in 147 IP ...Promoted by Mets in Sept., marking first trip to Majors, going 0-2 in 5 games (3 starts).

1977:—At AA Jackson, paced Texas League with 160 K's and 126 BB's and tied for league lead in starts with 26.

1976:—With A Lynchburg, topped Carolina League with 28 starts, 118 BB's and 13 hit-batsmen.

1975:—Began pro career at (A) Wausau, and recorded a 2.94 ERA in 18 games ...Tied for most hit-batsmen in Midwest League with 8.

PERSONAL/MISC.:—Full name JUAN BAUTISTA BERENGUER, JR. ...Married the former Denise Colacurcio ...One daughter, Jody and two sons, Christopher and Andrew ...A 1973 graduate of Artesy Mecanica High School in Aguadulce, where he starred in baseball and track ...Selected to Panamanian National Team in 1972-74, competing in tournaments throughout Latin America.

Berenguer (Continued)

Berenguer's Career Record

Year	Club	W-L	ERA	G	GS	CG	SHO	SV	IP	H	R	ER	BB	SO
1975	Wausau	5-4	2.94	18	12	4	1	1	95.0	83	41	31	50	58
1976	Lynchburg	10-13	3.61	28	28	10	2	0	187.0	175	89	75	118	114
1977	Jackson	9-8	3.43	26	26	7	0	0	181.0	143	89	69	126	160
1978	Tidewater	10-7	3.67	24	24	8	3	0	147.0	117	60	60	91	130
	N.Y. (NL)	0-2	8.31	5	3	0	0	0	13.0	17	12	12	11	8
1979	Tacoma	8-8	4.88	26	26	4	0	0	166.0	128	101	90	129	220
	N.Y. (NL)	1-1	2.90	5	5	0	0	0	31.0	28	13	10	12	25
1980	Tidewater	9-15	3.84	27	24	7	2	2	157.0	122	78	67	76	178
	N.Y. (NL)	0-1	6.00	6	0	0	0	0	9.0	9	9	6	10	7
1981	K.C./Tor.	2-13	5.24	20	14	1	0	0	90.2	84	62	53	51	49
1982	Evansville	11-10	4.61	25	24	9	1	0	156.1	152	85	80	80	127
	Detroit	0-0	6.75	2	1	0	0	0	6.2	5	5	5	9	8
1983	Detroit	9-5	3.14	37	19	2	1	1	157.2	110	58	55	71	129
1984	Detroit	11-10	3.48	31	27	2	1	0	168.1	146	75	65	79	118
1985	Detroit	5-6	5.59	31	13	0	0	0	95.0	96	67	59	48	82
1986	S.F.	2-3	2.70	46	4	0	0	4	73.1	64	23	22	44	72
1987	Minnesota	8-1	3.94	47	6	0	0	4	112.0	100	51	49	47	110
1988	Minnesota	8-4	3.96	57	1	0	0	2	100.0	74	44	44	61	99
1989	Minnesota	9-3	3.84	56	0	0	0	3	106.0	96	44	41	47	93
1990	Minnesota	8-5	3.41	51	0	0	0	0	100.1	85	43	38	58	77
Minor Totals		62-65	3.41	174	164	49	9	3	1089.1	920	543	472	670	987
A.L. Totals		60-47	3.93	332	81	5	2	10	936.2	796	449	409	471	765
N.L. Totals		3-7	3.56	62	12	0	0	4	126.1	118	57	50	77	112
Atlanta Totals		—	—	—	—	—	—	—	—	—	—	—	—	—
M.L. Totals		63-54	3.89	394	93	5	2	14	1063.0	914	506	459	548	877

Berenguer's Career Transactions

- Signed as a free agent by New York Mets on February 22, 1975.
- Traded to Kansas City for Marvel Wynne and John Skinner on March 31, 1981.
- Sold on waivers to Toronto Blue Jays on August 8, 1981.
- Released on March 28, 1982.
- Signed by the Detroit Tigers on April 4, 1982 and assigned to Evansville.
- Traded with Bob Melvin and a player to named later to San Francisco for Dave LaPoint and Eric King and Catcher Matt Nokes on October 7, 1985. San Francisco acquired Scott Medvin to complete deal on December 11, 1985.
- On disabled list April 7-28, 1986.
- Released by San Francisco on December 9, 1986 and signed by the Minnesota Twins on January 9, 1987.
- On disabled list August 3-22, 1987.
- Granted free agency on November 9, 1987, re-signed by Twins on December 22, 1987.
- Signed by the Atlanta Braves as a second-look free agent on January 29, 1991.

Berenguer's League Championship Record

Year	Club, Opp	W-L	ERA	G	GS	CG	SV	IP	H	R	ER	BB	SO
84	Detroit, K.C.							Did Not Play					
87	Detroit, Minn.	0-0	1.50	4	0	0	1	6.0	1	1	1	3	6
A.L.C.S. Totals		0-0	1.50	4	0	0	1	6.0	1	1	1	3	6

Berenguer (Continued)

Berenguer's World Series Record

Year	Club, Opp	W-L	ERA	G	GS	CG	SV	IP	H	R	ER	BB	SO
84	Detroit, S.D.							Did Not Play					
87	Minn., StL.	0-1	10.38	3	0	0	0	4.1	10	5	5	0	1
W.S. Totals		0-1	10.38	3	0	0	0	4.1	10	5	5	0	1

Berenguer's Miscellaneous Statistics

Year	Club	GF	HR	IBB	HB	WP	BK	AB	R	H	2B	3B	HR	RBI	AVG.
1978	N.Y.	1	1	0	1	0	0	3	0	0	0	0	0	0	.000
1979	N.Y.	0	4	1	0	0	1	7	0	1	0	0	0	0	.143
1980	N.Y.	4	1	2	0	0	0	0	0	0	0	0	0	0	.000
1981	KC/Tr.	4	11	1	5	2	0	—	—	—	—	—	—	—	—
1982	Det.	0	0	1	0	0	0	—	—	—	—	—	—	—	—
1983	Det.	7	19	3	6	3	1	—	—	—	—	—	—	—	—
1984	Det.	0	14	2	5	7	2	—	—	—	—	—	—	—	—
1985	Det.	9	12	3	1	4	1	—	—	—	—	—	—	—	—
1986	S.F.	17	4	3	2	4	2	7	0	1	0	0	0	0	.143
1987	Min.	13	10	7	0	6	0	—	—	—	—	—	—	—	—
1988	Min.	26	7	7	1	3	5	—	—	—	—	—	—	—	—
1989	Min.	17	11	0	2	5	3	—	—	—	—	—	—	—	—
1990	Min.	13	9	4	2	5	0	—	—	—	—	—	—	—	—
Totals		111	103	34	25	39	15	13	0	2	0	0	0	0	.154

Berenguer's M.L. Fielding

P							
Year	Pct.	G	PO	A	E	TC	DP
1978	1.000	5	0	2	0	2	0
1979	.500	5	0	1	1	2	0
1980	1.000	6	0	2	0	2	0
1981	1.000	20	1	9	0	10	0
1982	.000	2	0	0	0	0	0
1983	.875	37	10	11	3	24	1
1984	.929	31	11	15	2	28	0
1985	.920	31	11	12	2	25	1
1986	.900	46	2	7	1	10	0
1987	.923	47	5	7	1	13	0
1988	1.000	57	7	10	0	17	1
1989	1.000	56	2	11	0	13	1
1990	1.000	51	3	5	0	8	0
Totals	.935	394	52	92	10	154	4

Berenguer (Continued)

Berenguer's Detailed Pitching Statistics

1990 SEASON								CAREER							
	W-L-S	ERA	G	IP	H	ER	SO	W-L-S	ERA	G	IP	H	ER	SO	
Season	8-5-0	3.41	51	100.1	85	38	77	63-54-14	3.89	394	1063.0	914	459	877	
Home	4-2-0	3.54	25	48.1	46	19	37	38-29-7	3.96	201	588.2	495	259	505	
Road	4-3-0	3.29	27	52.0	39	19	40	25-25-7	3.80	193	474.1	419	200	372	
Atl	—	—	—	—	—	—	—	1-0-1	2.35	6	7.2	1	2	9	
Cin	—	—	—	—	—	—	—	0-0-0	2.70	5	10.0	9	3	10	
Hou	—	—	—	—	—	—	—	1-1-2	0.66	6	13.2	11	1	12	
LA	—	—	—	—	—	—	—	0-0-0	5.40	2	1.2	4	1	2	
SD	—	—	—	—	—	—	—	0-1-1	5.87	4	7.2	6	5	9	
SF	—	—	—	—	—	—	—	—	—	—	—	—	—	—	
NL West	—	—	—	—	—	—	—	2-2-4	2.66	23	40.2	31	12	42	
Chi	—	—	—	—	—	—	—	0-1-0	2.91	8	21.2	20	7	16	
Mt.	—	—	—	—	—	—	—	0-1-0	6.75	6	9.1	12	7	7	
NY	—	—	—	—	—	—	—	0-0-0	1.35	4	6.2	4	1	8	
Pha	—	—	—	—	—	—	—	0-1-0	2.40	7	15.0	14	4	14	
Pitt	—	—	—	—	—	—	—	0-1-0	9.00	7	12.0	21	12	7	
StL	—	—	—	—	—	—	—	1-1-0	3.00	7	21.0	16	7	18	
NL East	—	—	—	—	—	—	—	1-5-0	3.98	39	85.2	87	38	70	
Pre-AS	6-1-0	4.12	27	50.2	52	23	39								
Post-AS	2-4-0	2.74	24	49.2	33	15	38								
April	1-0-0	6.10	5	10.1	9	7	8								
May	3-0-0	3.57	9	17.2	16	7	12								
June	1-1-0	3.79	10	19.0	18	8	15								
July	2-2-0	2.60	10	17.1	18	5	16								
Aug.	0-0-0	1.96	9	18.1	12	4	8								
Sept/Oct	1-2-0	3.66	8	17.2	12	7	18								
Day	2-1-0	2.30	15	31.1	24	8	24								
Night	6-4-0	3.91	36	69.0	61	30	53								
Start	—	—	—	—	—	—	—								
Relief	8-5-0	3.41	51	100.1	85	38	77								

CAREER HIGHS

MOST STRIKEOUTS: 12, 8/18/84 vs. Sea.; LONGEST WINNING STREAK: 6G, 4/9-9/4/87; LONGEST LOSING STREAK: 9G, 8/24-10/2/81; LONGEST SCORELESS STREAK: 29.0 IP, 5/23-7/18/88; FEWEST HITS CG: 4, 9/10/83 at Mil.; LONGEST RELIEF APPEARANCE: 5.1 IP, 8/8/84 at Bos.

Jeff Blausner #4



POSITION: INF
BATS: R **THROWS:** R
HT: 6'1" **WT:** 180

OPENING DAY AGE: 25
BORN: November 8, 1965, at
Los Gatos, CA
RESIDES: Atlanta, GA
M.L. SERVICE: 2 + 100
CONTRACT STATUS: Signed thru '91

ACQUIRED:—Was the Braves' No. 1 selection in the secondary phase of the 1984 June draft.

1990 SEASON:—Hampered throughout the season by nagging injuries, Blausner was limited to 115 games ...Saw action at SS, 2B, 3B and also 1 game in CF ...Had slow start at the plate, hitting .229 after 26 games through June 4 ...Caught fire after that, contributing a .365 BA (35×96) over his next 29 games, raising his BA to .294 on July 18 ...Enjoyed the 2nd 2-HR game of his career on May 7 at Chi.; his 1st 2-HR effort also came at Wrigley Field on Aug. 26, 1989 ...Collected 4 hits in 5 AB's in 1st game of DH at Cincinnati on June 12, to match his career high ...Delivered a 10th-inning, game tying 3-run pinch-hit homer on June 24 vs. S.D., in a game the Braves went on to win, 11-10, in 12 innings ...Had earlier stint on D.L., May 14-29, with a left quadriceps tear ...Batted .297 (51×172) at home ...Went 4×9 vs. Cubs in 1990 with 3 HR's and 5 RBI ...Blistered Reds' pitching at a .400 clip (28×70).

PRO CAREER: 1989:—Made solid contribution in first full season in Majors ...Hit 12 HR's (the most homers by a Braves 3B since Horner hit 20 in '83) ...Ranked 2nd on the Braves in the following categories: games played (146), SLG% (.410), 2B's (24) and runs scored (63) ...Ranked 3rd on the club in TB's (187) ...Also placed 2nd on the squad by hitting .329 with runners in scoring position (From July 22 through the rest of the season, Blausner went 12×26, .461, with RISP) ...Hit .290 (69×238) after July 15 ...Enjoyed the first 2-HR game of his career Aug. 26 at Chicago ...Had two 4×4 performances (July 4 vs. Mtl., Sept. 14 at S.D.).

1988:—Started 1988 at AAA Richmond, where he missed nearly half the season with a broken finger ...Hit .284 with 5 HR's and 23 RBI in 69 games before recalled Aug. 29 ...Started 9 games at second base and 8 at shortstop for Atlanta ...Ended season with 7 hits in last 5 games (7×21, .333) ...Batted .308 (8×26) vs. left-handers.

1987:—After a strong spring training showing, where he batted .358, Blausner made the jump from Class A Durham to AAA Richmond ...After 33 games was sent to AA Greenville ...Injuries to the Atlanta middle infielders prompted a 10-day promotion to the Majors in early July ...Made his M.L. debut on July 5 as a pinch-hitter vs. St. Louis (grounded out) ...Was returned to AA Greenville on July 11 ...Returned to the Majors on August 11 ...Started every game from August 11 through the end of the season ...Collected his 1st M.L. hit on August 12, a single off S.D.'s Eric Nolte and first M.L. HR on August 16 off Houston's Jim Deshaies in the Astrodome ...Enjoyed a 7-G hitting streak from August 18-27, hitting .407 (11×27) ...Batted .316 (12-38) with 11 RBI with MISP.

1986:—Blausner's first season of AA ball saw him lead the Carolina League shortstops in fielding (.951), games (120), total chances (506) and assists (314) ...Had a career high 13 HR's and 52 RBI's for Durham.

1985:—Led Sumter in games (125) and stolen bases (36).

1984:—Hit .249 with 24 RBI's in 62 G's for Pulaski, his first taste of pro ball ...Was originally a No. 1 draft pick of St. Louis in the 1984 draft.

PERSONAL/MISC.:—Full name JEFFREY MICHAEL BLAUSER (pronounced BLAU-zer) ...Single ...Attended Sacramento City College, earning spot on All-League team ...Graduated from Placer HS (Sacramento, CA) in 1983 where he played baseball, football, soccer and other sports ...Earned All-League and All-Metro in baseball and football his senior year.

Blauser (Continued)

Blauser's Career Record

Year	Club	AVG	G	AB	R	H	2B	3B	HR	RBI	BB	SO	SB
1984	Pulaski	.249	62	217	41	54	6	1	3	24	38	47	14
1985	Sumter	.235	125	422	74	99	19	0	5	49	82	94	36
1986	Durham	.286	123	447	94	128	27	3	13	52	81	92	36
1987	Richmond	.177	33	113	11	20	1	0	1	12	11	24	3
	Greenville	.249	72	265	35	66	13	3	4	32	34	49	5
	ATLANTA	.242	51	165	11	40	6	3	2	15	18	34	7
1988	Richmond	.284	69	271	40	77	19	1	5	23	19	53	6
	ATLANTA	.239	18	67	7	16	3	1	2	7	2	11	0
1989	ATLANTA	.270	142	456	63	123	24	2	12	46	38	101	5
1990	ATLANTA	.269	115	386	46	104	24	3	8	39	36	70	3
Minor Totals		.256	484	1735	295	444	85	8	31	192	265	359	76
A.L. Totals		—	—	—	—	—	—	—	—	—	—	—	—
N.L. Totals		.264	326	1074	127	283	57	9	24	107	94	216	15
Atlanta Totals		.264	326	1074	127	283	57	9	24	107	94	216	15
M.L. Totals		.264	326	1074	127	283	57	9	24	107	94	216	15

Blauser's Career Transactions

—Selected by St. Louis in January, 1984 free agent draft, did not sign.

—Selected by Atlanta Braves in first round (first choice) in secondary phase of 1984 June free-agent draft.

—On disabled list May 16-May 31, 1990.

Blauser's N.L. Home Runs by Ballpark

at Atlanta	11	at Houston	3	at New York	0
at Chicago	5	at Los Angeles	2	at Philadelphia	1
at Cincinnati	0	at Montreal	0	at San Diego	1
at Pittsburgh	1	at San Francisco	0	at St. Louis	0

Blauser's M.L. Fielding

SS

Year	Pct.	G	PO	A	E	TC	DP
1987	.962	50	65	166	9	240	28
1988	.247	8	15	21	2	38	4
1989	.958	30	37	55	4	96	5
1990	.961	93	140	257	16	413	47
Totals	.961	181	257	499	31	787	84

2B

Year	Pct.	G	PO	A	E	TC	DP
1988	.967	9	20	38	2	60	4
1989	.970	39	58	71	4	133	14
1990	1.000	14	23	25	0	48	6
Totals	.975	62	101	134	6	241	24

Blauser (Continued)

<i>Blauser's M.L. Fielding, Contd...</i>							
3B							
Year	Pct.	G	PO	A	E	TC	DP
1989	.929	78	42	128	13	183	9
1990	1.000	9	5	6	0	11	1
Totals	.933	87	47	134	13	194	10
OF							
Year	Pct.	G	PO	A	E	TC	DP
1989	.000	2	0	0	0	0	0
1990	.000	1	0	0	0	0	0
Totals	.000	3	0	0	0	0	0

Blauser's Detailed Hitting Statistics

	1990 SEASON						CAREER				
	AVG.	G	AB	H	HR	RBI	AVG.	AB	H	HR	RBI
Season	.269	115	386	104	8	39	.264	1074	283	24	107
Home	.297	52	172	51	3	21	.274	507	139	11	53
Road	.248	63	214	53	5	18	.254	567	144	13	54
vs Atl	—	—	—	—	—	—	—	—	—	—	—
Cin	.400	18	70	28	0	6	.325	160	52	1	13
Hou	.244	14	45	11	1	3	.279	147	41	5	16
LA	.190	17	58	11	2	6	.212	132	28	5	13
SD	.241	18	58	14	2	12	.258	159	41	3	19
SF	.345	17	58	20	0	4	.262	126	33	0	7
NL West	.291	84	289	84	5	31	.269	724	195	14	68
vs Chi	.444	3	9	4	3	5	.351	57	20	5	16
Mtl	.350	6	20	7	0	3	.308	52	16	0	8
NY	.000	6	17	0	0	0	.174	46	8	1	4
Pha	.250	4	12	3	0	0	.255	51	13	2	4
Pit	.267	5	15	4	0	0	.263	76	20	2	6
STL	.083	7	24	2	0	0	.162	68	11	0	2
NL East	.206	31	97	20	3	8	.251	350	88	10	40
Pre-ASG	.286	51	168	48	4	17					
Post-ASG	.257	64	218	56	4	22					
In April	.211	12	38	8	0	0					
May	.300	10	30	9	3	6					
June	.320	27	97	31	1	11					
July	.210	19	62	13	0	5					
Aug	.224	17	58	13	1	5					
Sept/Oct	.297	30	101	30	3	12					
Day	.259	27	85	22	2	9					
Night	.272	88	301	82	6	30					
Grass	.264	87	288	76	7	36					
Turf	.286	28	98	28	1	3					
vs RHP	.256	—	250	64	5	22					
vs LHP	.294	—	136	40	3	17					
P-Hitting	.500	—	4	2	1	4					

CAREER HIGHS

MOST HITS: 4, 2 Times, Last: 9/14/89 at S.D.; MOST RBI: 4, 9/22/87 vs. Hou.; MOST HR: 2, 2 Times, Last: 5/7/90 at Chi.; MOST SB: 2, 10/2/87 vs. S.F.; LONGEST HIT STREAK: 7G, 2 Times, Last: 6/27-7/2/89.

Sid Bream #12



POSITION: INF
BATS: L **THROWS:** L
HT: 6'4" **WT:** 220

OPENING DAY AGE: 30
BORN: August 3, 1960, at Carlisle, PA
RESIDES: Wexford, PA
M.L. SERVICE: 6 + 002
CONTRACT STATUS: Signed thru '93

ACQUIRED:—Signed by the Braves as a free agent to a 3-year contract on December 5, 1990.

1990 SEASON:—Recovered from three right knee operations and turned in solid comeback season for N.L. East champion Pirates ...Overcame a slow start (.221 BA after 34 G's), and hit .284 after May 23 ...Bat heated up over next 17 G's, hitting .421 (24x57) May 25-June 17, with 2 HR's and 13 RBI ...Spree raised Bream's BA to season-high .301 ...Compiled 4-hit games at StL. on June 12 and at Pha. on Aug. 3 ...Best run production month came in July (5 HR's, 18 RBI) ...His .333 BA in Aug. marked his highest one-month average of the campaign ...Went 25x71 (.352) Aug. 3-31 ...Played 39 consecutive games without making an error May 23-July 16 ...Pirates were 15-0 in games in which Bream homered.

PRO CAREER 1989:—Injuries to right knee limited Bream to only 19 games ...Tore cartilage in his knee on April 14 vs. Mon., and was placed on 15-day D.L. two days later ...Had arthroscopic surgery to repair torn cartilage on April 18 ...Came off D.L. on May 9 and started 4 G's before reinjuring knee on May 20 at Hou. ...Made final appearance of season as a pinch-hitter vs. Hou. on May 28 ...Placed on D.L. again on May 30, then underwent surgery to have torn cartilage removed from knee on June 2 ...Had reconstructive surgery on the anterior cruciate ligament in his right knee on July 21.

1988:—Began year with a rush, batting .385 (15x39) in his first 13 games April 5-20 ...Slumped to a .255 BA on May 30, before catching fire again and raising his BA to .304 on June 29 ...Compiled a 9-game hitting streak June 20-27 (13x28, .464, 1HR, 9RBI), earning Bream Co-Player of the Week honors in the N.L. with the Giants' Will Clark ...Topped N.L. first basemen with 140 assists and ranked 2nd in fielding with a .995 pct. ...Went 58 consecutive games without an error (459 PO, 62 A) July 16-Sept. 24 ...Lined 37 2B's to match his career high (4th in N.L.) ...Stroked 6 pinch-hits in 16 AB's (.375), with 6 RBI ...Drove in 25 runs in 33 opportunities (.758) with runner on third and less than 2 out ...Blasted Phils' pitching at a .400 clip (20x50) with 2 HR's and 10 RBI.

1987:—Established personal highs in batting at .275 and hits with 142 ...Registered his only 2-HR game to date on April 20 vs. N.Y. ...Matched his career-high with a 5-RBI game on July 25 at S.D. ...Underwent arthroscopic surgery on his left knee to repair torn cartilage on December 4; same procedure also repaired ligament damage from high school injury.

1986:—In first full M.L. season, Bream posted what are still his career-highs in games (154), at-bats (522), runs (73), doubles (37, matched in 1988), triples (5), homers (16), RBI (77), walks (60) and stolen bases (13) ...His 37 2B's ranked 3rd in the N.L. ...Recorded 166 assists at first base, which broke Bill Buckner's 1983 N.L. record of 161 ...Topped all N.L. first baseman in total chances with 1,503 ...Bream's 12-game hitting streak in May 3-17 is still his

Bream (Continued)

career high (18x44, .409) ...Turned in a 5x5 performance with 1 HR and 5 RBI vs. Atlanta on Aug. 22.

1985:—Started first 14 games of season at first base for Dodgers ...Belted first M.L. homer on April 12 off the Giants' Mike Krukow in L.A. ...Dodgers optioned him to AAA Albuquerque on April 25 ...Put in 2 more stints with L.A. before being sent to Albuquerque again on July 10 ...Stayed at AAA until being traded to the Pirates on Sept. 9 ...Finished season at AAA with a sensational .370 BA; fell 57 plate appearances short of qualifying for Pacific Coast League batting championship ...His 17 HR's were 5th in the loop ...At the time of his trade to Pittsburgh, Bream was in the midst of a 19-game hitting streak at AAA ...Compiled a 10-game hitting streak for the Bucs Sept. 22-Oct. 3, (15x40, .375) ...Hit .379 (11x29) as a Pirate with runners in scoring position.

1984:—Selected to the Pacific Coast League All-Star team for 2nd straight season after a 20-90-.343 campaign ...Recalled by L.A. on July 3 after hitting .362 with 8 HR's and 33 RBI in June at Albuquerque ...Appeared in 13 G's for Dodgers before returning to AAA on July 31 ...Recalled by L.A. again on Sept. 1 ...His .343 BA at AAA ranked 4th in the PCL ...Tallied the most assists (112), total chances (1,200) and double plays (106) among PCL first basemen.

1983:—Pummeled PCL pitching for a league-leading 118 RBI in first AAA season ...His 32 HR's tied Kevin McReynolds for the HR title in the PCL ...Earned spot on PCL All-Star squad ...Led PCL first basemen in assists (123) and total chances (1,411) ...Contributed 5 2-HR games and 2 grand-slams ...Tabbed as the TOPPS' PCL Player of the Month for August ...Contract purchased by L.A. on Sept. 1; made M.L. debut as a PH that night at Mon. ...Stroked first M.L. hit on Sept. 7 vs. Cin. off Tom Hume.

1982:—Climbed the ladder from A ball to AAA in only his 2nd pro season ...Hit .316 with 95 RBI while playing for Vero Beach, San Antonio and Albuquerque.

1981:—Began pro career at Vero Beach, hitting .327 in 70 games.

PERSONAL/MISC.:—Full name SIDNEY EUGENE BREAM ...Wife's name is Michelle ...Two children: Michael Robert (April 13, 1986) and Tyler Douglas (Oct. 28, 1989) ...A 1979 graduate of Carlisle (PA) High School ...Attended Liberty Baptist College in Lynchburg, VA ...Smashed 4 homers in a regional tournament game ...Hit an outstanding .433 with 19 HR's in 1981, leading Liberty Baptist to NAIA World Series ...Bream's college coach was former M.L. relief pitcher Al Worthington ...Tireless volunteer in the community, having been active with the Salvation Army and United Way ...Has numerous church speaking engagements during the season ...Honored at the 1990 winner of the Hutch Award, named in memory of the late Reds manager Fred Hutchinson ...Award is given each year to the player who best overcomes adversity to make further achievements.

Bream's Career Record

Year	Club	AVG.	G	AB	R	H	2B	3B	HR	RBI	BB	SO	SB
1981	Vero Beach	.327	70	260	35	85	12	5	1	47	31	31	0
1982	Vero Beach	.310	63	226	41	70	13	5	4	43	32	25	6
	San Antonio Albuquerque	.320 .375	70 3	259 8	43 3	83 3	18 1	0 0	8 1	50 2	34 0	41 2	1 0
1983	Albuquerque	.307	138	485	115	149	23	4	32	118	93	80	5
	Los Angeles	.182	15	11	0	2	0	0	0	2	2	2	0
1984	Albuquerque	.343	114	429	82	147	25	4	20	90	67	62	2
	Los Angeles	.184	27	49	2	9	3	0	0	6	6	9	1
1985	Albuquerque	.370	85	297	51	110	25	3	17	57	34	38	1
	L.A./Pitt.	.230	50	148	18	34	7	0	3	15	11	24	0

Bream (Continued)

Bream's Career Record (Continued)

Year	Club	AVG.	G	AB	R	H	2B	3B	HR	RBI	BB	SO	SB
1986	Pittsburgh	.268	154	522	73	140	37	5	16	77	60	73	13
1987	Pittsburgh	.275	149	516	64	142	25	3	13	65	49	69	9
1988	Pittsburgh	.264	148	462	50	122	37	0	10	65	47	64	9
1989	Pittsburgh	.222	19	36	3	8	3	0	0	4	12	10	0
1990	Pittsburgh	.270	147	389	39	105	23	2	15	67	48	65	8
Minor Totals		.329	543	1964	370	647	117	21	83	407	291	279	15
A.L. Totals		—	—	—	—	—	—	—	—	—	—	—	—
N.L. Totals		.263	709	2133	249	562	135	10	60	307	242	316	40
Atlanta Totals		—	—	—	—	—	—	—	—	—	—	—	—
M.L. Totals		.263	709	2133	249	562	135	10	60	307	242	316	40

Bream's Career Transactions

- Selected by Dodgers in June 1981 free agent draft (2nd round).
- Acquired by the Pirates from the Dodgers on 9/9/85 along with outfielder Cecil Espy as two of three players to be named later in 8/31/85 deal for third baseman Bill Madlock (outfielder R.J. Reynolds was named on 9/3/85).
- Signed by the Braves as a free agent on December 5, 1990.

Bream's League Championship Record

Yr.	Club, Opp	AVG.	G	AB	R	H	2B	3B	HR	RBI	BB	SO	SB
90	Pit. vs. Cin.	.500	4	3	1	4	1	0	1	3	2	3	0
L.C.S. Totals		.500	4	3	1	4	1	0	1	3	2	3	0

Bream's N.L. Home Runs by Ballpark

at Atlanta	0	at Houston	1	at New York	1
at Chicago	5	at Los Angeles	4	at Philadelphia	4
at Cincinnati	0	at Montreal	5	at San Diego	2
at Pittsburgh	29	at San Francisco	3	at St. Louis	6

Bream's M.L. Fielding

1B							
Year	Pct.	G	PO	A	E	TC	DP
1983	1.000	4	8	0	0	8	1
1984	1.000	14	95	11	0	106	9
1985	.993	41	367	35	3	405	29
1986	.989	153	1320	166	17	1503	107
1987	.988	144	1236	127	17	1380	109
1988	.995	138	1118	140	6	1264	88
1989	.992	13	971	7	1	119	5
1990	.993	142	971	104	8	1083	80
Totals	.991	649	5226	590	52	5868	428
OF							
Year	Pct.	G	PO	A	E	TC	DP
1986	.000	2	0	0	0	0	0
Totals	.000	2	0	0	0	0	0

Bream (Continued)

Bream's Detailed Hitting Statistics

	1990 SEASON						CAREER				
	AVG.	G	AB	H	HR	RBI	AVG.	AB	H	HR	RBI
Season	.270	147	389	105	15	67	.263	2133	562	60	307
Home	.276	74	181	50	8	36	.265	1024	271	31	154
Road	.264	73	208	55	7	31	.262	1109	291	29	153
vs Atl	.350	9	20	7	1	4	.308	146	45	3	21
Cin	.226	12	31	7	0	6	.190	142	27	1	22
Hou	.276	12	31	8	0	1	.253	182	46	4	17
LA	.323	11	31	10	2	7	.231	147	34	3	16
SD	.188	12	32	6	0	3	.266	173	46	4	30
SF	.275	11	40	11	3	9	.239	176	42	6	29
NL West	.268	67	183	49	6	30	.248	966	240	21	135
vs Chi	.273	16	44	12	1	8	.264	239	63	8	42
Mtl	.326	18	43	14	3	8	.280	254	71	7	38
NY	.258	12	31	8	2	8	.279	226	63	7	28
Pha	.282	18	39	11	2	8	.325	209	68	9	38
Pit	—	—	—	—	—	—	—	—	—	—	—
StL	.224	16	49	11	1	5	.241	237	57	8	26
NL East	.272	80	206	56	9	37	.276	1167	322	39	172
Pre-ASG	.281	70	192	54	7	33					
Post-ASG	.259	77	197	51	8	34					
In April	.233	17	43	10	1	4					
May	.274	22	62	17	2	12					
June	.313	23	64	20	2	11					
July	.232	25	69	16	5	18					
Aug	.333	30	75	25	2	12					
Sept/Oct	.224	30	76	17	3	10					
Day	.275	40	102	28	3	17					
Night	.268	107	287	77	12	50					
Grass	.226	34	106	24	4	16					
Turf	.286	113	283	81	11	51					
vs RHP	.273	—	293	80	13	55					
vs LHP	.260	—	96	25	2	12					
P-Hitting	.143	—	14	2	0	0					

CAREER HIGHS

MOST HITS: 5, 8/22/86 vs. Atl.; MOST RBI: 5, 2 Times, Last: 8/22/86 vs. Atl.; MOST HR: 2, 4/20/87 vs. N.Y.; MOST SB's: 2, 4 Times, Last: 9/13/87 at Pha.; LONGEST HITTING STREAK: 12G, 5/3-17/86.

Francisco Cabrera #19



POSITION: INF
BATS: R **THROWS:** R
HT: 6'4" **WT:** 193

OPENING DAY AGE: 24
BORN: October 10, 1966,
at Santo Domingo, D.R.
RESIDES: Santo Domingo, D.R.
M.L. SERVICE: 0 + 171
CONTRACT STATUS: Signed thru '91

ACQUIRED:—Obtained by the Braves from the Toronto Blue Jays Aug. 29, 1989, as the player-to-be-named later in the Aug. 24, 1989 trade of Jim Acker to the Blue Jays (Braves received Tony Castillo from Toronto on Aug. 24, 1989).

1990 SEASON:—Appeared in 63 games after his recall from AAA Richmond on May 14 ...Belted 7 HR's in 137 AB's; 1st Major League homer came in a PH role on May 21 vs. St. Louis ...Hit .412 (14x34) with RISP ...Carried a .320 BA into Sept. (32x100), with 5 HR's, 18 RBI and a .540 SLG% ...Was hitting .227 at AAA Richmond with 5 HR's and 27 RBI at the time of his recall to Atlanta.

PRO CAREER 1989:—Named the International League's Rookie-of-the-Year and All-Star catcher, hitting .300 at AAA Syracuse and Richmond, with 9 HR's and 72 RBI ...Hit in 15 of his first 16 AAA games (26x59, .441) ...Compiled a 12-G hitting streak, April 15-29 ...Went 5x5 vs. Columbus on April 26 ...Had RBI in 7 straight games, June 24-30, and drove in 14 runs in a 9-G stretch, June 24-July 2 ...Went 4x6 vs. Denver on Aug. 5, with 1 HR and 4 RBI ...After trade, went 2x6 in 3 games for Richmond, before being recalled by Braves on Sept. 6 ...Started 3 games for Atlanta (1 at C, 2 at 1B) ...Recognized as the 8th-best prospect in the International League by BASEBALL AMERICA.

1988:—Solid AA campaign (20 HR's, 54 RBI, .284 BA in 119 games) earned Cabrera a slot on the Southern League All-Star team ...Began season with A Dunedin, hitting .400 (14x35) in 9 games before being promoted to AA Knoxville on April 19 ...Ranked 3rd in the Southern League in HR's with 20, 4th in SLG% at .473, and 3rd in HR/AB ratio with 1 for every 21.5 AB's ...Led all receivers in the S.L. in total chances (874), putouts (783) and assists (68) ...Tied for league lead in DP's for catchers with 6.

1987:—Hit .276 in 129 games, while leading Myrtle Beach with 27 2B's ...Led all South Atlantic League catchers in games (123), total chances (958) and putouts (848) ...Named Best Defensive Catcher and Catcher with Best Arm in the SAL by BASEBALL AMERICA.

1986:—Began pro career at A Ventura, before having his contract assigned to A St. Catherines of the NY-Penn League, where he hit .297 in 68 games.

PERSONAL/MISC.:—Full name FRANCISCO PAULINO CABRERA ...Married the former Elkis Reyes ...Attended Santa Cruz (Santo Domingo) High School.

BRAVES BITS

DID YOU KNOW: . . . Braves Field in Boston opened in 1915 on the site of the Allston Golf Club. It cost \$600,000 to build. The original dimensions were 402' down the lines and 550' to center field!

Cabrera (Continued)

Cabrera's Career Record

Year	Club	AVG.	G	AB	R	H	2B	3B	HR	RBI	BB	SO	SB
1986	Ventura	.167	6	12	2	2	1	0	0	3	0	4	1
	St. Catherines	.297	68	246	31	73	13	2	6	35	16	48	7
1987	Myrtle Beach	.276	129	449	61	124	27	1	14	72	40	82	4
1988	Dunedin	.400	9	35	2	14	4	0	1	9	1	2	0
	Knoxville	.284	119	429	59	122	19	1	20	54	26	75	4
1989	Syracuse	.299	113	428	59	128	30	5	9	71	20	72	4
	Toronto	.167	3	12	1	2	1	0	0	0	1	3	0
	Richmond	.333	3	6	0	2	1	0	0	1	0	0	0
	ATLANTA	.214	4	14	0	3	2	0	0	0	0	3	0
1990	Richmond	.227	35	132	12	30	3	1	7	20	7	23	2
	ATLANTA	.277	63	137	14	38	5	1	7	25	5	21	1
Minor Totals		.285	482	1737	226	495	98	10	57	265	110	306	22
A.L. Totals		.167	3	12	1	2	1	0	0	0	1	3	0
N.L. Totals		.272	67	151	14	41	7	1	7	25	5	24	0
Atlanta Totals		.272	67	151	14	41	7	1	7	25	5	24	0
M.L. Totals		.264	70	163	15	43	8	1	7	25	6	27	0

Cabrera's Career Transactions

—Signed as a free agent by the Toronto Blue Jays September 17, 1985

—Traded by Toronto to Atlanta as the player-to-be-named-later in the August 24, 1989 trade of Jim Acker to the Blue Jays (Braves received Tony Castillo from Toronto on Aug. 24, 1989).

Cabrera's N.L. Home Runs by Ballpark

at Atlanta	4	at Houston	1	at New York	0
at Chicago	0	at Los Angeles	0	at Philadelphia	0
at Cincinnati	0	at Montreal	0	at San Diego	0
at Pittsburgh	1	at San Francisco	1	at St. Louis	0

Cabrera's M.L. Fielding

1B							
Year	Pct.	G	PO	A	E	TC	DP
1989	1.000	2	24	1	0	25	1
1990	.990	48	264	19	3	286	15
Totals	.990	50	288	20	3	311	16
C							
Year	Pct.	G	PO	A	E	TC	DP
1989	.750	1	3	0	1	4	0
1990	1.000	3	5	0	0	5	0
Totals	.889	4	8	0	1	9	0

Cabrera (Continued)

Cabrera's Detailed Hitting Statistics

	1990 SEASON						CAREER				
	AVG.	G	AB	H	HR	RBI	AVG.	AB	H	HR	RBI
'90 Season	.277	63	137	38	7	18	.264	163	43	7	25
Home	.291	34	79	23	4	17	.295	88	26	4	17
Road	.259	29	58	15	3	8	.238	63	15	3	8
vs Atl	—	—	—	—	—	—	—	—	—	—	—
Cin	.188	8	16	3	0	1	.150	20	3	0	1
Hou	.333	5	12	4	1	3	.250	16	4	1	3
LA	.111	6	9	1	0	0	.286	14	4	0	0
SD	.179	12	28	5	1	3	.172	29	5	1	3
SF	.167	4	6	1	1	3	.167	6	1	1	3
NL West	.197	35	71	14	3	10	.200	85	17	3	10
vs Chi	.500	6	10	5	0	2	.500	10	5	0	2
Mtl	1.000	1	1	1	0	0	1.000	1	1	0	0
NY	.364	6	11	4	0	2	.364	11	4	0	2
Pha	.333	4	12	4	1	2	.333	12	4	1	2
Pit	.364	4	11	4	2	5	.364	11	4	2	5
StL	.286	7	21	6	1	4	.286	21	6	1	4
NL East	.364	28	66	24	4	15	.364	66	24	4	15
Pre-ASG	.306	18	36	11	1	5					
Post-ASG	.267	45	101	27	6	20					
In April	—	—	—	—	—	—					
May	.571	4	7	4	1	2					
June	.167	9	18	3	0	1					
July	.355	15	31	11	1	6					
Aug	.318	18	44	14	3	9					
Sept/Oct	.162	17	37	6	2	7					
Day	.367	13	30	11	1	6					
Night	.252	50	107	27	6	19					
Grass	.276	48	105	29	5	21					
Turf	.281	15	32	9	2	4					
vs RHP	.214	—	28	6	1	4					
vs LHP	.294	—	109	32	6	21					
P-Hitting	.286	—	21	6	1	2					

CAREER HIGHS

MOST HITS: 3, 5/10/89 vs. LA.; MOST RBI: 3, 10/1/90 at S.F.; MOST HR: 1, 7 Times, Last: 10/1/90 at S.F.; MOST SB's: 1, 7/7/90 vs. N.Y.; LONGEST HITTING STREAK: 5G, 8/25-31/90.

Vinny Castilla #62



POSITION: INF
BATS: R THROWS: R
HT: 6' 1" WT: 175

OPENING DAY AGE: 23
BORN: July 4, 1961, at Oaxaca, Mexico
RESIDES: Oaxaca, Mexico
M.L. SERVICE: 0 + 000
CONTRACT STATUS: Signed thru '91

ACQUIRED:—Contract purchased by Braves from Saltillo of Mexican League, March, 1990.

Castilla (Continued)

1990 SEASON:—Began season at A Sumter, and hit .268 in 93 games before being promoted to AA Greenville ...Appeared in 46 G's for G-Braves, batting .235 ...Displayed solid production for a shortstop, belting 13 HR's and collecting 69 RBI in 140 G's at A and AA levels ...Represented Sumter in South Atlantic League All-Star Game.

PRO CAREER: 1989:—Hit .307 for Saltillo in Mexican League, and T2nd in the loop with 13 3B's and a .951 fielding pct.

1988:—Converted into a shortstop ... Appeared in 50 G's with Saltillo and Monclova ...Hit .242 overall.

1987:—Began pro career as a third baseman, hitting .185 in 13 G's for Saltillo.

PERSONAL/MISC.:—Full name VINICIO SORIA CASTILLA ...Single ...1985 graduate of Carlos Gracida Institute, where he received MVP honors in baseball ...Attended Benito Suarez University ...Hobbies include softball and tennis.

Castilla's Career Record

Year	Club	AVG.	G	AB	R	H	2B	3B	HR	RBI	BB	SO	SB
1987	Saltillo	.185	13	27	0	5	2	0	0	1	0	5	0
1988	Saltillo/ Monclova	.242	50	124	22	30	2	2	5	18	8	29	1
1989	Saltillo	.307	128	462	70	142	25	13	10	58	33	70	11
1990	Sumter	.268	93	339	47	91	15	2	9	5	28	54	2
	Richmond	.235	46	170	20	40	5	1	4	16	13	23	4
Minor Totals		.275	330	1122	159	308	49	18	28	146	82	181	18

Castilla's Career Transactions

—Contract purchased by Braves from Saltillo of Mexican League, March, 1990.

Tony Castillo #36



POSITION: LHP
BATS: L **THROWS:** L
HT: 5' 10" **WT:** 188

OPENING DAY AGE: 28
BORN: March 1, 1963, at
Lara, Venezuela
RESIDES: Barquisimeto, Venezuela
M.L. SERVICE: 1 + 140
CONTRACT STATUS: Signed thru '91

ACQUIRED:—Obtained by the Braves from the Toronto Blue Jays along with a player to be named later, in the Aug. 24, 1989 trade of Jim Acker to the Blue Jays ...(Braves obtained Francisco Cabrera as the PTBNL on Aug. 29, 1989).

1990 SEASON:—Led staff with 52 appearances, 49 coming in relief ...Made 1st Major League start on July 24 vs. Hou. (2nd G), going 4.1 innings and receiving ND in a 9-8 Braves win in 10 innings ... Chalked up victories in his 2 other starts, Aug. 15 at Pitt. and Aug. 22 at S.L., each time allowing only 1 ER in 5.0 IP ...Notched only save of season on July 30 at S.D. ...Went 3-0 vs. Cardinals, with a

Castillo (Continued)

0.90 ERA ...Began season with Atlanta, compiling a 2-1 mark with a 4.50 ERA in 25 relief appearances before being assigned to AAA Richmond on June 28 ...Named International League's Pitcher-of-the-Week for the week of July 15-21 after hurling a 2-hit SHO at Iowa on July 19 (1BB, 1K), leading to his recall by Atlanta on July 24.

PRO CAREER 1989:—Went 0-1 in 12 appearances (all relief) for Atlanta ...Started season with Blue Jays, going 1-1 in 13 games, with 1 save ...Optioned to AAA Syracuse on May 15, where he pitched 27 games and recorded a 1-3 log with 5 saves and a 2.81 ERA ...Recalled to Toronto on Aug. 1, and appeared in 4 games without a decision.

1988:—Went 4-3 with 12 saves and 1.48 ERA in 30 relief appearances at A Dunedin of the Florida State League ...Moved up to AA Knoxville of Southern League on July 30, where he hurled 8.0 scoreless innings in 5 games, allowing only 2 hits while striking out 11 ...Contract was purchased by Toronto on Aug. 13, and made Major League debut following day at K.C. (1.0 IP, 0 runs) ...Recorded 1st M.L. win on Sept. 3 vs. Texas ...Limited LH hitters to a .077 BA (1x13) ...Allowed only 3 of 13 inherited runners to score, and retired 10 of 14 1st batters faced.

1987:—Became a full-time reliever for 1st time, and fanned 62 in 69.2 IP at Dunedin ...Took part in 4 combined SHO's.

1986:—Missed entire season due to left shoulder surgery.

1985:—Ranked 3rd in Carolina League with a 1.90 ERA ...Struck out 136 in 127.2 IF, 2nd-best K-ratio in league.

1984:—Spent 1st full year of pro ball at Florence in the South Atlantic League ...Hurled a combined no-hitter with Mike Yearout on June 7 vs. Charleston, pitching the 1st 7 hitless frames ...Went 5-1 with a 1.69 ERA in June, and was named Toronto's Minor League Pitcher of the Month.

1983:—Began pro career at Bradenton of the Gulf Coast League, appearing in 1 game.

PERSONAL/MISC.:—Full name ANTONIO JOSE CASTILLO ...Married wife's name is Petra ...One son, Anthony Jose, Jr.

Castillo's Career Record

Year	Club	W-L	ERA	G	GS	CG	SHO	SV	IP	H	R	ER	BB	SO
1983	Bradenton	0-0	3.00	1	0	0	0	1	3.0	3	1	1	0	4
1984	Florence	11-8	3.41	25	24	4	1	0	137.1	123	71	52	50	96
1985	Kinston	11-7	1.90	36	12	0	0	3	127.2	111	44	27	48	136
1985	Knoxville	Did Not Play												
1987	Dunedin	6-2	3.36	39	0	0	0	6	69.2	62	30	26	19	62
1988	Dunedin	4-3	1.48	30	0	0	0	12	42.2	31	9	7	10	46
	Knoxville	1-0	0.00	5	0	0	0	2	8.0	2	0	0	1	11
	Toronto	1-0	3.00	14	0	0	0	0	15.0	10	5	5	2	14
1989	Syracuse	1-3	2.61	27	0	0	0	5	41.2	33	15	13	15	37
	Toronto	1-1	6.11	17	0	0	0	1	17.2	23	14	12	10	10
	ATLANTA	0-1	4.82	12	0	0	0	0	9.1	8	5	5	4	5
1990	ATLANTA	5-1	4.23	52	3	0	0	1	76.2	93	41	36	20	64
	Richmond	3-1	2.52	5	4	1	1	0	25.0	14	7	7	6	27
Minor Totals		37-24	2.63	168	40	5	2	29	455.0	379	177	133	149	419
A.L. Totals		2-1	4.69	31	0	0	0	1	32.2	33	19	17	12	24
N.L. Totals		5-2	4.29	64	3	0	0	1	86.0	101	46	41	24	69
Atlanta Totals		5-2	4.29	64	3	0	0	1	86.0	101	46	41	24	69
M.L. Totals		7-3	4.40	95	3	0	0	2	118.2	134	65	58	36	93

Castillo's Career Transactions

—Signed by Toronto as a free agent Feb. 16, 1983.

—On disabled list, April 10 to Sept. 8, 1986.

—Obtained by Braves from Toronto, along with a player-to-be-named-later (Francisco Cabrera, Aug. 29) in exchange for Jim Acker August 24, 1989.

Castillo (Continued)

Castillo's Miscellaneous Statistics

Year	Club	GF	HR	IBB	HB	WP	BK	AB	R	H	2B	3B	HR	RBI	AVG.
1988	Tor.	6	2	0	0	0	0	—	—	—	—	—	—	—	—
1989	Tor.	8	0	5	1	3	0	—	—	—	—	—	—	—	—
	Atl.	1	0	1	0	0	0	1	0	0	0	0	0	0	.000
1990	Atl.	7	5	3	1	2	2	7	1	1	0	0	0	0	.143
Totals		22	7	9	2	5	2	8	1	1	0	0	0	0	.125

Castillo's M.L. Fielding

Year	Pct.	G	PO	A	E	TC	DP
1988	1.000	14	0	3	0	3	0
1989	1.000	29	2	3	0	5	0
1990	1.000	52	5	13	0	18	0
Totals	1.000	95	7	19	0	26	0

Castillo's Detailed Pitching Statistics

	1990 SEASON							CAREER						
	W-L-S	ERA	G	IP	H	ER	SO	W-L-S	ERA	G	IP	H	ER	SO
Season	5-1-1	4.23	52	76.2	93	36	64	7-3-2	4.40	95	118.2	134	58	93
Home	1-0-0	5.74	22	31.1	45	20	30	2-0-1	4.76	41	51.0	58	27	41
Road	4-1-1	3.18	30	45.1	48	16	34	5-3-1	4.12	54	67.2	76	31	52
All	—	—	—	—	—	—	—	—	—	—	—	—	—	—
Cin	0-0-0	9.95	5	6.1	14	7	7	0-0-0	7.20	9	10.0	16	8	11
Hou	0-0-0	4.05	5	6.2	8	3	3	0-0-0	5.87	6	7.2	9	5	3
LA	0-0-0	2.45	7	11.0	12	3	9	0-0-0	2.13	8	12.2	13	3	10
SD	1-0-1	3.97	9	11.1	19	5	8	1-0-1	4.76	10	11.1	20	6	8
SF	0-1-0	6.55	9	11.0	14	8	12	0-2-0	7.15	10	11.1	16	9	12
NL West	1-1-1	5.05	35	46.1	67	26	39	1-2-1	5.26	43	53.0	74	31	44
Chi	0-0-0	5.06	3	5.1	7	3	5	0-0-0	4.05	5	6.2	8	3	5
Mt.	0-0-0	0.00	2	3.2	0	0	2	0-0-0	0.00	2	3.2	0	0	2
NY	—	—	—	—	—	—	—	0-0-0	0.00	0	0.0	0	0	0
Pha	0-0-0	0.00	1	0.1	0	0	1	0-0-0	0.00	1	0.1	0	0	1
Pitt	1-0-0	4.91	5	11.0	11	6	9	1-0-0	4.38	7	12.1	11	6	8
StL	3-0-0	0.90	6	10.0	8	1	9	3-0-0	0.90	6	10.0	8	1	9
NL East	4-0-0	2.98	17	30.1	26	10	25	4-0-0	2.73	21	33.0	27	10	25
Pre-ASG	2-1-0	4.50	25	35.0	46	19	35							
Post-ASG	3-0-1	3.96	27	38.2	47	17	29							
April	0-0-0	9.00	3	3.0	5	3	2							
May	1-0-0	3.50	11	18.0	18	7	17							
June	1-1-0	4.76	11	17.0	23	9	16							
July	0-0-1	6.14	4	7.1	12	5	5							
Aug	2-0-0	3.32	10	19.0	17	7	14							
Sept/Oct	1-0-0	3.65	13	12.1	18	5	10							
Day	1-0-0	5.91	11	10.2	14	7	8							
Night	4-0-1	3.95	41	66.9	79	29	56							
Start	2-0-0	2.51	3	14.1	12	4	8							
Relief	3-1-1	4.62	49	62.1	81	32	56							

CAREER HIGHS

MOST K'S: 4, 2 Times, Last: 8/22/90 at StL.; LONGEST WINNING STREAK: 3G, 8/15-End of Season; LONGEST LOSING STREAK: 1, 2 Times, Last: 6/17/90; LONGEST SCORELESS STREAK: 10.2 IP, 4/21-5/15/90; FEWEST HITS CG: None LONGEST RELIEF APPEARANCE: 5.0 IP, 2 Times, Last: 8/22/90 at StL.

Nick Esasky #7



POSITION: INF
BATS: R THROWS: R
HT: 6'3" WT: 215

OPENING DAY AGE: 31
BORN: February 24, 1960, at
Hialeah, FL
RESIDES: Marietta, GA
M.L. SERVICE: 7 + 107
CONTRACT STATUS: Signed thru '92

ACQUIRED:—Signed by the Braves as a free agent to a 3-year contract November 17, 1989.

1990 SEASON:—Played in only 9 games for Braves before being forced out of lineup for remainder of year with symptoms of vertigo ...Esasky's dizziness and unsteadiness was diagnosed at the Mayo Clinic in Aug. as stemming from a viral infection ...Made final appearance of season on April 21 at Cin. ...Placed on 15-day DL on May 1, then transferred to 60-day DL on June 11.

PRO CAREER: 1989:—Given first chance in his career to play full-time, Esasky responded by fashioning a spectacular season ...Established career highs in all offensive categories ...Ranked 3rd in the American League with 108 RBI, 4th in SLG% (.500), 5th in HR's (30), 6th in extra base hits (61) and 7th in TB's (282) ...Racked up 32 multi-RBI games (4 RBI 4 times, 3 RBI 8 times) ...Paced Red Sox with 37 RBI with 2 outs ...Batted .306 (55x180) with runners in scoring position ...Blasted 6th career grand slam April 28, at Texas ...Posted two 4-hit games, going 4x4 (1HR, 4RBI) at Cleveland April 19 and 4x6 (1HR, 1RBI) at Toronto September 19 ...Recorded two 7-game hitting streaks; went 10x29 (.345, 1HR, 2RBI) June 27-July 3, and 9x24 (.375, 2HR's, 5RBI) July 19-27 ...Went 11x31 (.355) June 10-18, with 2 HR's and 9 RBI in 8 games ...Reached All-Star break at .267, with 13 HR's and 51 RBI ...Erupted in August for 9 HR's and 35 RBI (42x138, .304) and was honored as the co-A.L. Player of the Month ...Homed in 3 straight games August 1-3, going 8x14 with 8 RBI ...Homed in 3 straight games again September 17-19 (6x13, .462, 5RBI) ...Never went more than 3 games without a hit ...Ranked 2nd among A.L. 1st baseman with a .996 fielding pct. ...Committed only 6 errors (1 throwing) in 1,430 total chances ...Made only 1 error after June 30.

1988:—Hit .243 with 15 HR's and 62 RBI in 122 games ...After a 2x20 start, went on an 18x48 tear (.375) with 4 HR's and 13 RBI in 14 games ...Collected the 4 HR's in a 6-G span April 19-26 ...Sprained his right ankle May 10 at Philadelphia, and was placed on 21-day DL following day ...Returned to action June 2, and went 13x40 (.325) with 1 HR and 11 RBI in his next 11 G's ...Hit his 5th career grand slam June 14 vs. Houston ...Continued heavy hitting vs. Braves, powering 3 HR's in 4 games at Atlanta July 26-28 (1DH) ...Slumped in August and September, but finished with a 4-G hitting streak (7x15, .467, 2HR's, 3RBI) ...Concluded '88 campaign with 18 career HR's in 196 AB's against the Braves, and as a Red hit .375 (42x112) with 14 HR's and 36 RBI at Atlanta-Fulton County Stadium ...Traded to Red Sox December 13, along with Rob Murphy, for Jeff Sellers, Todd Benzinger and player-to-be-named-later (Luis Vasquez, Jan. 12, 1989).

1987:—Began '87 season on D.L., after having right wrist fractured in spring training on March 16 ...Was placed on 21-day D.L. March 23 ...Assigned to Nashville May 5 for 20-day rehabilitation stint ...Activated May 19 ...Despite playing only 100 games in 1987,

Esasky (Continued)

Esasky hit a then career-high 22 HR's and drove in 59 runs ...Played 1B exclusively for first time ...14 HR's in 68 starts (July 6-Sept. 29) ...Compiled a career-high 10-G hitting streak in Aug. (12x31, .387) ...Added a 9G hitting streak in Sept. (14x38, .368) ...Hit 4 HR's over 6 Gs June 1-7 and 4 in 4 Gs July 8-17 ...Saw no further action after Sept. 29 due to foot injury.

1986:—Divided season between 1B (49 starts) and LF (41 starts) ...Went on 15-day DL on June 15 with injuries to thigh muscles in both legs ...Returned to action July 17 ...Hit 12 HR's in 102 games ...Found groove in 14-game span in late Aug.-early Sept. (16x47, .340, 4HR's, 16RBI).

1985:—Posted solid campaign with 21 HR's and 66 RBI in 125 games ...Averaged an RBI per game during extended stretches in May (14RBI in 14Gs) and Sept. (18RBI in 18Gs) ...Sidelined 10 games in late May with groin injury ...Moved from 3B to LF in Aug. ...Caught fire in last 15 games, going 20x50 (.400) with 5 HR's and 11 RBI.

1984:—Had low BA (.194) in 1st full season with Reds, but still contributed with 10 HR's and 45 RBI in only 113 games ...Played 82 games at 3B and 25 games at 1B.

1983:—Began season at AAA Indianapolis and blistered pitching for 14 HR's and 37 RBI in only 49 games ...Promoted to Reds June 18, and took over as Reds' regular third baseman ...First M.L. homer was a memorable one, an inside-the-park job off Phil Niekro in Atlanta July 1 ...Braves were also the victims of Esasky's 1st M.L. grand slam, Sept. 14 at Cincinnati off Steve Bedrosian ...Hit 5 HR's vs. Braves in 41 AB's in '83 and treated his family and friends by batting .579 (11x19) at Atlanta Stadium, including 2 2B's, 1 3B, 3 HR's and 8 RBI ...Was selected to the Topps Rookie All-Star team.

1982:—Crunched 27 HR's in 105 games at Indianapolis, and added 3 more in the playoffs.

1981:—Started slowly in 1st year at AAA, but recovered to hit .265 with 17 HR's and 62 RBI.

1980:—Named Waterbury's MVP after leading Class AA Eastern League with 30 HR's ...Drove in 70 runs while hitting .271 ...Selected to league's post-season All-Star team.

1979:—Hit 10 HR's in 124 games for Class A Tampa ...Named to Florida State League All-Star team.

1978:—Began pro career at Class A Billings, batting .305 in 64 games.

PERSONAL/MISC.:—Full name NICHOLAS ANDREW ESASKY ...Married the former Vicki New ...Three children: Jennifer (March 14, 1978), Kimberly (May 23, 1983) and Nick II (Sept. 27, 1984) ...1978 graduate of Carol City High School (Miami, FL) where he earned All-State honors in baseball.

Esasky's Career Record

Year	Club	AVG.	G	AB	R	H	2B	3B	HR	RBI	BB	SO	SB
1978	Billings	.305	64	213	38	65	10	5	4	48	43	59	8
1979	Tampa	.269	124	439	52	118	16	3	10	66	44	97	3
1980	Waterbury	.271	135	425	79	115	18	4	30	79	83	131	2
1981	Indianapolis	.265	121	423	55	112	22	4	17	62	46	110	1
1982	Indianapolis	.264	105	341	59	90	15	3	27	62	45	118	1
1983	Indianapolis	.278	49	158	33	44	5	0	14	37	38	42	6
	Cincinnati	.265	85	302	41	80	10	5	12	46	27	99	6
1984	Cincinnati	.194	113	322	30	62	10	5	10	45	52	103	1
1985	Cincinnati	.262	125	413	61	108	21	0	21	66	41	102	3
1986	Cincinnati	.230	102	330	35	76	17	2	12	41	47	97	0
1987	Nashville	.442	13	52	13	23	6	0	5	18	5	11	0
	Cincinnati	.272	100	346	48	94	12	2	22	59	29	76	0
1988	Cincinnati	.243	122	391	40	95	17	2	15	62	48	104	7

(Continued)

Esasky's Career Record (Continued)

Year	Club	AVG.	G	AB	R	H	2B	3B	HR	RBI	BB	SO	SB
1989	Boston	.277	154	564	79	156	26	5	30	108	66	117	1
1990	ATLANTA	.171	9	35	2	6	0	0	0	0	4	14	0
Minor Totals		.276	611	2051	329	567	92	19	107	372	304	568	21
A.L. Totals		.277	154	564	79	156	26	5	30	108	66	117	1
N.L. Totals		.244	656	2139	257	521	94	16	92	319	248	581	18
Atlanta Totals		.171	9	35	2	6	0	0	0	0	4	14	0
M.L. Totals		.250	810	2703	336	677	120	21	122	427	314	698	18

Esasky's Career Transactions

—Selected by Cincinnati in the first round (17th selection overall) in the 1978 June draft.

—On 15-day disabled list, June 15 to July 17, 1986.

—On 21-day disabled list, March 23 to May 19, 1987.

—On 20-day rehabilitation program, May 5 to May 19, 1987.

—On 21-day disabled list, May 11 to June 2, 1988.

—Traded to Boston with Rob Murphy for Todd Benzinger, Jeff Sellers and a player-to-be-named-later (Luis Vasquez, Jan. 12) Dec. 13, 1988.

—Signed by the Braves as a free agent Nov. 17, 1989.

—On disabled list May 1 to remainder of season, 1990.

Esasky's N.L. Home Runs by Ballpark

at Atlanta	14	at Houston	4	at New York	1
at Chicago	2	at Los Angeles	4	at Philadelphia	4
at Cincinnati	43	at Montreal	4	at San Diego	7
at Pittsburgh	2	at San Francisco	5	at St. Louis	2

Esasky's M.L. Fielding

1B

Year	Pct.	G	PO	A	E	TC	DP
1984	1.000	25	169	7	0	176	11
1985	1.000	12	37	3	0	40	3
1986	.991	70	512	30	5	547	42
1987	.994	93	772	40	5	817	72
1988	.994	116	982	52	6	1040	70
1989	.996	153	1317	107	6	1430	12
1990	.944	9	79	5	5	89	7
Totals	.993	478	3868	244	27	4139	217

OF

Year	Pct.	G	PO	A	E	TC	DP
1986	1.000	42	73	3	0	76	2
1987	1.000	1	1	0	0	1	0
1988	1.000	1	2	0	0	2	0
Totals	1.000	44	76	3	0	79	2

3B

Year	Pct.	G	PO	A	E	TC	DP
1983	.935	84	53	133	13	—	11
1986	—	1	0	0	0	0	0
1987	.500	1	0	1	1	2	0
Totals	.930	86	53	134	14	2	11

Esasky (Continued)

Esasky's Detailed Hitting Statistics

1990 SEASON							CAREER				
	AVG.	G	AB	H	HR	RBI	AVG.	AB	H	HR	RBI
Season	.171	9	35	6	0	0	.250	2703	677	122	427
Home	.217	6	23	5	0	0	.249	1372	341	58	217
Road	.083	3	12	1	0	0	.252	1331	336	64	210
vs Atl	—	—	—	—	—	—	.306	196	60	18	47
Cin	.176	4	17	3	0	0	.176	17	3	0	0
Hou	.000	2	8	0	0	0	.216	236	51	8	29
LA	—	—	—	—	—	—	.253	257	65	7	32
SD	—	—	—	—	—	—	.212	260	55	9	34
SF	.300	3	10	3	0	0	.244	250	61	9	29
NL West	.171	9	35	6	0	0	.243	1216	295	51	171
vs Chi	—	—	—	—	—	—	.242	153	37	7	31
Mtl	—	—	—	—	—	—	.243	144	35	7	26
NY	—	—	—	—	—	—	.179	134	24	3	24
Pha	—	—	—	—	—	—	.278	169	47	10	28
Pit	—	—	—	—	—	—	.251	167	42	7	15
StL	—	—	—	—	—	—	.263	156	41	7	24
NL East	—	—	—	—	—	—	.245	923	226	41	148
Pre-ASG	.171	9	35	6	0	0					
Post-ASG	—	—	—	—	—	—					
In April	.171	9	35	6	0	0					
May	—	—	—	—	—	—					
June	—	—	—	—	—	—					
July	—	—	—	—	—	—					
Aug	—	—	—	—	—	—					
Sept/Oct	—	—	—	—	—	—					
Day	.111	2	9	1	0	0					
Night	.192	7	26	5	0	0					
Grass	.217	6	23	5	0	0					
Turf	.083	3	12	1	0	0					
vs RHP	.080	—	25	2	0	0					
vs LHP	.400	—	10	4	0	0					
P-Hitting	—	—	—	—	—	—					

CAREER HIGHS

MOST HITS: 4, 5 Times Last: 9/19/89 vs. Tor.; MOST RBI: 5, 4/10/84 vs. Mtl.; MOST HR: 2, 2 Times, Last: 8/16/87 at S.D.; MOST SB's: 1, 18 Times, Last: 8/9/89 at Clev.; LONGEST HITTING STREAK: 10G, 8/9-19/87.

Marvin Freeman #40



POSITION: RHP
BATS: R **THROWS:** R
HT: 6'7" **WT:** 222

OPENING DAY AGE: 27
BORN: April 10, 1963, at Chicago, IL
RESIDES: Chicago, IL
M.L. SERVICE: 2 + 015
CONTRACT STATUS: Signed thru '91

ACQUIRED:—Obtained by the Braves in a trade from the Philadelphia Phillies in exchange for pitcher Joe Boever on July 23, 1990.

Freeman (Continued)

1990 SEASON:—Freeman was recalled by Atlanta on Sept. 1 and displayed excellent form in short relief over season's final month ...Besides allowing only 3 ER's and 7 hits over 15.2 IP with Braves, Freeman also held opponents to a .130 BA in 9 games ...Began season at AAA Scranton, going 2-4 in 7 games before being recalled by Phillies on May 16 ...Picked up first M.L. save vs. Braves on May 24 ...Went 0-2 with a 5.57 ERA in 16 G's for Phils before trade to Braves ...Compiled a 2-3 mark in 7 G's for AAA Richmond before promotion to Atlanta.

PRO CAREER: 1989:—Spent nearly entire season on D.L. with a strained right tricep muscle ...Made two starts in April with Scranton, then was promoted to Pha. ...In his only appearance with Phils, on April 24, 1989 at Hou., Freeman started but had to be removed after 3 innings because of an inflamed right shoulder due to strain of the quadricep muscle ...Went on D.L. following day for the duration of the season ...Made three rehabilitation starts at Scranton at end of Aug.

1988:—Divided season between AAA Maine and Phillies ...Went 5-5 at Maine in 18 G's (14 starts), including a 7-inning no-hitter at Richmond on July 28 (3BB, 9K's) ...Missed 32 days June 13-July 14 with a strained right shoulder, although he was not placed on D.L. ...Recalled by Phillies on Aug. 8, and went on to start 11 G's, posting a 2-3 mark.

1987:—Plagued by injuries throughout campaign ...Went 0-7 in 10 starts at Maine, before being assigned to AA Reading on July 2 ...Immediately placed on D.L. with strained right shoulder ...Re-activated on July 18, going 3-3 in 9 starts through the end of the season.

1986:—Received the Paul Owens Award in recognition of being the Phils' top minor league pitcher ...Paced Reading in wins, starts, innings pitched and strikeouts ...Tied for Eastern League lead in starts, ranked 2nd in wins and 3rd in strikeouts ...Made M.L. debut Sept. 16 vs. Pitt., and received ND (3IP, 3ER) ...Notched first M.L. win Sept. 21 at N.Y., (7IP, 1H, 1ER) ...Wife gave birth to their first child while he was pitching against N.Y. ...Named Phillies Minor League Player of the Month for July (5-0, 2.49ERA).

1985:—Divided season between Class A Clearwater and Reading ...Hurled 3 shutouts in 13 starts for Clearwater.

1984:—Began pro career at Class A Bend.

PERSONAL/MISC.:—Full name MARVIN FREEMAN ... Married the former Arnetta Washington ...One daughter, Paris (9/21/86) ...1981 graduate of Chicago Vocational High School ...While attending school, he was employed by the John Norwood Lee violin bow-making company, handshaping and finishing concert quality violin bows ...Attended Jackson (MS) State University.

Freeman's Career Record

Year	Club	W-L	ERA	G	GS	CG	SHO	SV	IP	H	R	ER	BB	SO
1984	Bend	8-5	2.61	15	15	2	1	0	90.0	64	41	26	52	79
1985	Clearwater	6-5	3.06	14	13	3	3	0	88.0	72	32	30	36	55
	Reading	1-7	5.37	11	11	2	0	0	65.0	51	41	39	52	35
1986	Reading	13-6	4.03	27	27	4	2	0	163.0	130	89	73	111	113
	Philadelphia	2-0	2.25	3	3	0	0	0	16.0	6	4	4	10	8
1987	Maine	0-7	6.26	10	10	2	0	0	46.0	56	38	32	30	29
	Reading	3-3	5.07	9	9	0	0	0	49.2	45	30	28	32	40
1988	Maine	5-5	4.62	18	14	2	1	0	74.0	62	43	38	46	37
	Philadelphia	2-3	6.10	11	11	0	0	0	51.2	55	36	35	43	37
1989	Scranton	1-1	4.50	5	5	0	0	0	14.0	11	8	7	5	8
	Philadelphia	0-0	6.00	1	1	0	0	0	3.0	2	2	2	5	0
1990	Scranton	2-4	5.09	7	7	0	0	0	35.1	39	23	20	19	33
	Philadelphia	0-2	5.57	16	3	0	0	1	32.1	34	21	20	14	26
	Richmond	2-3	4.62	7	7	1	1	0	39.0	33	20	20	22	23
	ATLANTA	1-0	1.72	9	0	0	0	0	15.2	7	3	3	3	12
Minor Totals		41-46	4.94	123	118	16	8	0	664.0	563	333	313	405	452
A.L. Totals		—	—	—	—	—	—	—	—	—	—	—	—	—
N.L. Totals		5-5	4.85	40	18	0	0	1	118.2	104	66	64	75	83
Atlanta Totals		1-0	1.72	9	0	0	0	0	15.2	7	3	3	3	12
M.L. Totals		5-5	4.85	40	18	0	0	1	118.2	104	66	64	75	83

Freeman's Career Transactions

—Selected by Philadelphia in 1st round (2nd pick) of 1984 June draft.

—Acquired by the Braves in a trade with Philadelphia on July 23, 1990 in exchange for Joe Boever.

Freeman (Continued)

Freeman's Miscellaneous Statistics

Year	Club	GF	HR	IBB	HB	WP	BK	AB	R	H	2B	3B	HR	RBI	AVG.
1986	Pha.	0	0	0	0	1	0	6	0	0	0	0	0	0	.000
1988	Pha.	0	2	2	1	3	1	14	1	3	0	0	0	0	.214
1989	Pha.	0	0	0	0	0	1	2	0	0	0	0	0	0	.000
1990	Pha. - Atl.	5	5	2	5	4	0	7	0	0	0	0	0	0	.000
Totals		5	7	4	6	8	2	29	1	3	0	0	0	0	.103

Freeman's M.L. Fielding

P

Year	Pct.	G	PO	A	E	TC	DP
1986	1.000	3	0	1	0	1	0
1988	1.000	11	2	9	0	11	0
1989	.000	1	0	0	0	0	0
1990	.875	25	1	6	1	8	1
Totals	.947	40	3	16	1	20	1

Freeman's Detailed Pitching Statistics

	1990 SEASON							CAREER						
	W-L-S	ERA	G	IP	H	ER	SO	W-L-S	ERA	G	IP	H	ER	SO
Season	1-2-1	4.31	25	48.0	41	23	38	5-5-1	4.85	40	118.2	104	64	83
Home	0-1-0	3.86	10	18.2	17	8	11	0-2-1	5.51	17	47.0	53	34	42
Road	1-1-0	4.60	15	29.1	24	15	27	5-3-0	3.77	23	71.2	51	30	41
Atl	0-0-1	10.50	4	6.0	8	7	4	0-0-1	10.50	4	6.0	8	7	4
Cin	0-0-0	0.00	4	7.0	4	0	5	0-0-0	0.00	4	7.0	4	0	5
Hou	0-1-0	12.71	4	5.2	8	8	4	0-1-0	10.39	5	8.2	9	10	3
LA	0-0-0	0.00	4	5.1	3	0	5	0-1-0	6.23	5	8.2	9	6	7
SD	0-0-0	0.00	3	5.1	3	0	4	0-0-0	0.00	3	5.1	3	0	4
SF	1-0-0	1.42	3	6.1	3	1	7	1-1-0	3.06	5	17.2	9	6	18
NL West	1-1-1	4.04	22	35.2	29	16	29	1-3-1	4.89	26	53.1	42	29	41
Chi	0-0-0	4.50	1	6.0	6	3	6	1-0-0	2.99	2	13.0	10	4	9
Mt.	—	—	—	—	—	—	—	1-0-0	3.12	2	8.2	6	3	5
NY	0-0-0	5.40	1	5.0	4	3	2	1-1-0	4.64	4	21.1	19	11	13
Pha	—	—	—	—	—	—	—	—	—	—	—	—	—	—
Pitt	—	—	—	—	—	—	—	1-0-0	10.29	4	14.0	21	16	10
StL	0-1-0	6.75	1	1.1	2	1	1	0-1-0	1.08	2	8.1	6	1	5
NL East	0-1-0	5.11	3	12.1	12	7	9	4-2-0	4.82	14	65.1	62	35	42
Pre-ASG	0-2-1	5.04	14	30.1	30	17	22							
Post-ASG	1-0-0	3.06	11	17.2	11	6	16							
April	—	—	—	—	—	—	—							
May	0-0-1	3.27	6	11.0	9	4	8							
June	0-2-0	6.91	4	14.1	17	11	10							
July	0-0-0	6.43	6	7.0	8	5	8							
Aug.	—	—	—	—	—	—	—							
Sept/Oct.	1-0-0	1.72	9	15.2	7	3	12							
Day	0-0-0	6.00	7	18.0	19	12	16							
Night	1-2-1	3.29	18	30.0	22	11	22							
Start	0-1-0	6.92	3	13.0	15	10	9							
Relief	1-1-1	3.34	22	35.0	26	13	29							

CAREER HIGHS

MOST K'S: 7, 8/31/88 vs. S.F.; LONGEST WINNING STREAK: 2G, 2 Times, Last: 9/6-21/88; LONGEST LOSING STREAK: 2G, 2 Times, Last: 6/4-30/90; LONGEST SCORELESS STREAK: 10.0 IP, 9/12-29/90; FEWEST HITS CG: None; LONGEST RELIEF APPEARANCE: 4.0 IP, 5/24/90 vs. Atl.

Ron Gant #5



POSITION: OF
BATS: R **THROWS:** R
HT: 6'0" **WT:** 172

OPENING DAY AGE: 26
BORN: March 2, 1965, at Victoria, TX
RESIDES: Smyrna, GA
M.L. SERVICE: 2 + 133
CONTRACT STATUS: Signed thru '91

ACQUIRED:—Was the Braves' 2nd selection (4th round) in the 1983 June draft.

1990 SEASON:—Gant's 1990 season hardly ranks as the greatest comeback ever — as we remember MacArthur in '44 and Nixon in '68 — but one would be hard pressed to find a more sensational comeback ever in baseball than Gant's 1990 campaign ...USA TODAY and Sports Illustrated noticed Gant's revival and named him their 1990 Comeback Player-of-the-Year after he surprised the baseball world by becoming the 13th 30-30 player in Major League history ...Gant became the 3rd Brave in franchise history to attain the 30-30 club, joining Aaron ('63) and Murphy ('83) ...Gant ranked 3rd in the N.L. with 310 TB's and 69 extra-base hits, 4th with a .539 SLG% and 107 runs scored, T4th with 55 multi-hit games, T6th with 32 HR's and T8th with 34 2B's ...Gant's 32-HR, 84-RBI, .303 BA, 33-SB season came on the heels of a .173, 16-errors-in-53-G's-at-3B performance with Atlanta in 1989, when he was sent to Class A Sumter June 21 to learn to play the outfield and at the same time recapture his batting eye ...He added bulk through an off-season weight program, but was ticketed for reserve outfield role entering 1990 ...Picked up where he left off in '89, managing only 1 hit in his first 16 AB's ...First early-season highlight came on May 2 at Mtl., when he set a career-high with 3 SB's in one game (matching an Atlanta record accomplished 25 times previously) ...Had only 2 HR's, 6 RBI and a .247 BA after 25 games through May 17 ...In his final 127 G's, Gant hit .311, with 30 HR's and 78 RBI ...Went on a torrid stretch May 16-June 4, hitting in 16 of 17 games (30x66, .455BA, 5HR's, 13RBI) to raise his BA from .242 to .353 ...After his 1x16 start, Gant hit in 26 of 31 games April 27-June 4 (45x118, .382BA, 8HR's, 18RBI) ...Compiled 3 2-HR games in 1990; May 20 vs. Pitt., June 17 at S.F. and July 5 vs. N.Y. ...Set a career-high and matched Atlanta's season-high with 6RBI in his 2-HR night vs. N.Y. ...The 2-HR games vs. N.Y. and S.F. also represented the 2 4-hit games that Gant recorded in 1990 ...Walloped 18HR's in just over 2 months, May 18-July 21 ...Reached All-Star break with 17 HR's, 40 RBI and a .318 BA ...Stole his 20th base on Aug. 18 at Chi., giving him membership into 20-20 club ...The prestigious 30-30 mark appeared to be a longshot since he needed 9 HR's and 10 SB's over the season's final 6 weeks ...Nonetheless, Gant reached the 30-SB plateau Sept. 22 vs. Hou.; and then on Sept. 25 at Cin., Gant belted his 30th HR off Rosario Rodriguez and became the first player to have a 30-30 season after a sub-.200 BA the year before ...Ended the season with a rush, compiling a personal-best 13-game hitting streak to close out the year (21x51, .412BA, 3HR's, 11RBI) ...Over his last 37 games, starting Aug. 21, Gant hit .345 (51x148, 6 2B's, 1 3B, 10HR's 25RBI) ...Elected to continue playing after reaching .300 mark in his 2nd AB in the final next-to-last game at S.F. on Oct. 2; went on to stroke 3 hits in his final 5 AB's over the last 2 games to finish the year at .303 ...Hit .313 at home, with 18 HR's and 47 RBI ...Honored as the N.L. Player-of-the-Week for week of Aug. 20-26 after batting .429 (12x28) in 7 games with 2 2B's, 1 3B, 3 HR's, 3 RBI, 8 runs scored, 3 SB's and an .893 SLG% ...Hit .300+ vs. N.Y. (.406, 3HR's, 8RBI), Philadelphia (.333, 3HR's, 9RBI), St. Louis (.327, 3HR's, 6RBI), S.F. (.312, 4HR's, 12RBI) and S.D. (.300, 4HR's, 9RBI) ...Also ripped the Reds (5HR's, 13RBI, .295BA) ...Turned in the 7th-best HR ratio in the N.L. (1 every 18 AB's).

PRO CAREER: 1989:—Started 1989 as Atlanta's third baseman, but struggled (60G's, .172, 6HR, 21RBI, 16E) and was optioned to Sumter on June 21, where he was moved to centerfield ...Spent two weeks at Sumter, hitting .385, then was promoted to AAA Richmond on July 4 ...In 63 G's there, he hit .262, with 11-HR's and 27 RBI ...Named Player-of-the-Week in International League July 23-29 ...Recalled from Richmond on Sept. 6 and started 12 games in CF and 2 in LF the rest of season.

1988:—Had outstanding offensive year, leading all M.L. rookies in HR's (19), RBI (60), runs (85), extra base hits (55) and triples (8) ...Finished 4th in N.L.

Gant (Continued)

Rookie-of-the-Year voting ...Batted .259 ...85 runs and 8 triples led the Braves ...19 HR's, 19 SB's and 247 total bases were 2nd on team ...Had 9-game hitting streak Aug. 1-10 (14x39, .359, 15R's) ...Had two 4-hit games (June 27 vs. SF and Oct. 1 at Cin.) ...Hit .364 (24x66) vs. Giants.

1987:—The 5th-year pro earned Southern League All-Star honors in his 1st taste of AA action ...Collected 82 RBI's and stole 24 bases for Greenville in 140 G's ...Was promoted to the Majors at end of the AA Braves' season on Sept. 1 ...Made M.L. debut on Sept 6 as a pinch-hitter vs. Mtl. (struck out) ...Collected 1st M.L. hit on Sept. 8, a single off S.D.'s Ed Whitson ...Clubbed first HR off Hou.'s Nolan Ryan on Sept. 24 in Atlanta.

1986:—Was the only Braves' minor leaguer to hit 20+ HR's, drive in 100 runs and score 100 runs ...Lead Carolina League in HR's (26) and TB's (274); 2nd in RBI's (102) and 3rd in G's (137), runs (108), triples (10) and AB's (512) and 5th in 2B's (31) ...Earned C.L. All-Star honors, Baseball America's Class A All-Star honors, C.L. Utility Infielder-of-the-Year and the Bill Lucas Award as Atlanta's Minor League Player-of-the-Year.

1985:—Hit 7 HR's and stole 19 bases in 102 games during 1st stint at Sumter.

1984:—Showed steady improvement in his 2nd year as a pro.

1983:—Began pro career at Bradenton.

PERSONAL/MISC.:—Full name RONALD EDWIN GANT ... Single ...Resides in Smyrna, GA ...Graduated from Victoria (TX) High School where he played baseball and football ...Was MVP of the baseball team his senior season.

Gant's Career Record

Year	Club	AVG.	G	AB	R	H	2B	3B	HR	RBI	BB	SO	SB
1983	Bradenton	.233	56	193	32	45	2	2	1	14	41	34	4
1984	Anderson	.237	105	359	44	85	14	6	3	38	29	65	13
1985	Sumter	.256	102	305	46	78	14	4	7	37	33	59	19
1986	Durham	.277	137	512	108	142	31	10	26	102	78	85	35
1987	Greenville	.247	140	527	78	130	27	3	14	82	59	91	24
	ATLANTA	.265	21	83	9	22	4	0	2	9	1	11	4
1988	Richmond	.311	12	45	3	14	2	2	0	4	2	10	1
	ATLANTA	.259	146	563	85	146	28	8	19	60	46	118	19
1989	ATLANTA	.177	75	260	26	46	8	3	9	25	20	63	9
	Sumter	.385	12	39	13	15	4	1	1	5	11	3	4
	Richmond	.262	63	225	42	59	13	2	11	27	29	42	6
1990	ATLANTA	.303	152	575	107	174	34	3	32	84	50	86	33
Minor Totals		.258	627	2205	366	568	107	30	63	309	282	389	106
A.L. Totals		—	—	—	—	—	—	—	—	—	—	—	—
N.L. Totals		.262	394	1481	227	388	74	14	62	178	117	278	65
Atlanta Totals		.262	394	1481	227	388	74	14	62	178	117	278	65
M.L. Totals		.262	394	1481	227	388	74	14	62	178	117	278	65

Gant's Career Transactions

—Selected by Braves as second choice (4th round) in 1983 June draft.

Gant's N.L. Home Runs by Ballpark

at Atlanta	31	at Houston	5	at New York	3
at Chicago	1	at Los Angeles	2	at Philadelphia	3
at Cincinnati	5	at Montreal	1	at San Diego	2
at Pittsburgh	0	at San Francisco	6	at St. Louis	3

Gant (Continued)

<i>Gant's M.L. Fielding</i>							
OF							
Year	Pct.	G	PO	A	E	TC	DP
1989	1.000	14	45	1	0	47	0
1990	.978	146	357	7	8	372	2
Totals	.981	160	402	8	8	419	2
2B							
Year	Pct.	G	PO	A	E	TC	DP
1987	.972	20	45	59	3	107	17
1988	.963	122	295	378	26	699	82
Totals	.964	142	340	437	29	806	99
3B							
Year	Pct.	G	PO	A	E	TC	DP
1988	.923	22	21	39	5	65	6
1989	.887	53	23	103	16	142	8
Totals	.899	75	44	142	21	207	14

Gant's Detailed Hitting Statistics

	1990 SEASON						CAREER				
	AVG.	G	AB	H	HR	RBI	AVG.	AB	H	HR	RBI
Season	.303	152	575	174	32	84	.262	1481	388	62	178
Home	.313	77	288	90	18	47	.262	728	191	31	90
Road	.293	75	287	84	14	37	.262	753	197	31	88
vs Atl	—	—	—	—	—	—	—	—	—	—	—
Cin	.295	18	61	18	5	13	.247	150	37	10	21
Hou	.286	14	56	16	0	7	.255	196	50	7	24
LA	.265	18	68	18	3	6	.265	155	41	4	12
SD	.300	18	70	21	4	9	.269	175	57	6	16
SF	.313	18	64	20	4	12	.287	174	50	9	29
NL West	.299	86	319	93	16	47	.265	850	225	36	102
vs Chi	.302	12	43	13	3	7	.186	86	16	3	8
Mtl	.250	10	44	11	1	3	.231	121	28	28	11
NY	.406	9	32	13	3	8	.295	95	28	5	17
Pha	.333	12	51	17	3	9	.287	115	33	6	20
Pit	.297	11	37	11	3	4	.250	96	24	5	10
StL	.327	12	49	16	3	6	.288	118	34	4	10
NL East	.316	66	256	81	16	37	.258	631	163	26	76
Pre-ASG	.318	71	258	82	17	40					
Post-ASG	.290	81	317	92	15	44					
In April	.200	12	25	5	0	1					
May	.355	24	93	33	7	14					
June	.306	27	108	33	8	18					
July	.250	29	116	29	5	17					
Aug	.316	30	114	36	5	13					
Sept/Oct	.319	30	119	38	7	21					
Day	.299	36	134	40	8	23					
Night	.304	116	441	134	24	61					
Grass	.305	115	429	131	26	68					
Turf	.295	37	146	43	6	16					
vs RHP	.305	—	371	113	22	52					
vs LHP	.299	—	204	61	10	32					
P-Hitting	.200	—	10	2	0	1					

CAREER HIGHS

MOST HITS: 4, 3 Times, Last: 7/5/90 vs. N.Y.; MOST RBI: 6, 7/5/90 vs. N.Y.; MOST HR: 2, 3 Times, Last: 7/5/90 vs. N.Y.; MOST SB's: 3, 5/2/90 at Mtl.; LONGEST HITTING STREAK: 13G, 9/19/90-End of Season.

Tom Glavine #47



POSITION: LHP
BATS: L **THROWS:** L
HT: 6'1" **WT:** 190

OPENING DAY AGE: 25
BORN: March 25, 1966, at Concord, MA
RESIDES: Billerica, MA
M.L. SERVICE: 3 + 052
CONTRACT STATUS: Signed thru '91

ACQUIRED:—Was the Braves' 2nd round selection in the 1984 June draft.

1990 SEASON:—Hurlled a career-high 214.1 IP, and T7th among N.L. pitchers with 33 starts ...Turned in 19 quality starts (3 ER's or less in 6.0+ IP), including 7 in a row April 22-May 25 (2-0, 1.42ERA, 50.2IP, 40H, 8ER, 17BB, 31K's) ...Went 4-0 with a 2.60 ERA (10ER's in 34.2IP) Sept. 4-25 ...Threw only CG of season on June 12 at Cin. (1st game, 9.0IP, 7H, 3R, 3ER, 3BB, 6K's) ...Braves scored only 30 runs in Glavine's 12 losses (2.5 RPG) ...Set a career-high with 9 K's at Chi. May 8 in a 10-8 loss in 11 innings (7.0IP, 7H, 6R, 1ER, 4BB, 9K's) ...Went 4-1 with a 3.05 ERA in 5 starts vs. World Champion Reds (13 ER's in 38.1IP), improving his lifetime mark vs. Cincy to 8-2.

PRO CAREER: 1989:—Glavine and Montreal's Mark Langston led N.L. lefties with 4 shutouts ...Became the first Braves' pitcher to toss 4 SHO's since Phil Niekro in '78 ...Also represented the most SHO's by a Braves' lefty since Warren Spahn had 7 in '63 ...Was the youngest Braves' lefty to win 14 games since 21-year-old Wade Blasingame won 16 in '65 ...Glavine's 14 victories tied him for 5th among lefties in the N.L. ...Walked only 1.9 batters per 9 innings; only teammate Derek Lilliquist and San Francisco's Don Robinson walked fewer batters than Glavine among N.L. pitchers with at least 25 starts ...Got off to a 5-0 getaway before spraining his left ankle at Chicago May 16 ...It was the best start for a Braves' hurler since Rick Mahler began '85 at 7-0 ...Was the first Braves' southpaw to begin a season at 5-0 since Spahn's 8-0 start in '47 (Larry McWilliams won his first 7 decisions after being called up in July, '78) ...Notched 1st M.L. shutout on April 12 at SD, allowing 6 hits in Braves' 5-0 win ...Went 4-0 vs. SD in '89 with a 3.49 ERA (15ER's, in 38.2IP) ...Enjoyed greatest success vs. defending World Champion Dodgers; went 4-0, including 2 SHO's and 3 CG's and did not surrender an earned run vs. LA in 32.2 IP (after beginning season with career 0-5 record vs. LA) ...Last starting pitcher to blank Dodgers over a full season was St. Louis' Larry Jaster, who threw 5 SHO's in 5 starts vs. LA in 1966.

1988:—Was 3-9 with a 5.38 ERA in 19 games before All-Star break, 4-8 with a 3.69 ERA in 15 games afterwards ...Had quality starts in 9 of his last 10 appearances ...Was 2-2 with a 2.93 ERA in last 6 games ...Pitched his first CG Sept. 7 at SF, holding Giants to 3 hits in 4-1 win (9.0IP, 1ER, 2BB, 5K's) ...195.1 IP tied him with Pete Smith for 2nd most on club behind Rich Mahler's 249 ...Allowed 1 HR in last 71 IP ...Lost 7 straight games June 15-Aug. 7, but Braves scored just 18 runs (2.6 per game) during that span ...Missed being a rookie by .1 IP as he pitched 50.1 innings in 1987.

1987:—The 21-year-old's rapid rise thru the Braves' system culminated in his M.L. debut on Aug. 17 at Hou. ...The former 2nd round pick in the 1984 June draft began 1987 at AAA Richmond; was promoted on Aug. 14 ...Was 6-12 with a 3.35 ERA in 22 starts for the AAA Braves ...Allowed just 142 hits in 150.1 IP ...Was 3rd on the

Glavine (Continued)

AAA Braves with his 6 wins and 91 strikeouts and was tied for 2nd in starts (22) ...Made M.L. debut on Aug. 17 vs. Mike Scott at the Astrodome ...Posted 1st M.L. win on Aug. 22 at Pitt., tossing 7.1 innings and allowing 3 R's on 7 H's in a 10-3 victory ...Picked up win #2 on Sept. 14, a 3-2 victory over Cincy.

1986:—Earned Southern League All-Star and Baseball America's Class AA All-Star honors on the heels of an 11-6, 3.41 ERA effort at AA Greenville ...Tied for team leadership with his 11 wins and was 4th in the league in ERA ...Allowed just 129 H in his 145.1 IP ...Was the S.L. Pitcher-of-the-Week in late July.

1985:—Posted a South Atlantic League best 2.35 ERA for Sumter ...Was 4th in the S.A.L. in strikeouts, fanning 174 in 169 IP ...Glavine's 2.35 ERA and 174 K's were both Sumter club records ...Led S.A.L. pitchers with 5 double plays ...Tossed a 7-inning, one-hitter on June 25 in a 3-0 win over Spartanburg.

1984:—Began pro career at Bradenton, fanning 34 in 32 IP.

PERSONAL/MISC.: — Full name THOMAS MICHAEL GLAVINE (pronounced GLA-vin) ...Single ...Was a 1984 graduate of Billerica (MA) Memorial High School where he played baseball and hockey ...Was a four-time league All-Star and All-Conference honoree in baseball and was named to All-Star and All-Conference teams three times in hockey ...Earned Boston Globe All-Scholastic and Player-of-the-Year honors in both baseball and hockey ...Was drafted by two professional sports teams, in second round by the Braves of MLB and in the 4th round by the Los Angeles Kings of the NHL.

Glavine's Career Record

Year	Club	W-L	ERA	G	GS	CG	SHO	SV	IP	H	R	ER	BB	SO
1984	Bradenton	2-3	3.34	8	7	0	0	0	32.0	29	17	12	13	34
1985	Sumter	9-6	2.35	26	26	2	1	0	169.0	114	58	44	73	174
1986	Greenville	11-6	3.41	22	22	2	1	0	145.1	129	62	55	70	114
	Richmond	1-5	5.63	7	7	1	1	0	40.0	40	29	25	27	12
1987	Richmond	6-12	3.35	22	22	4	1	0	150.1	142	70	56	56	91
	ATLANTA	2-4	5.54	9	9	0	0	0	50.1	55	34	31	33	20
1988	ATLANTA	7-17	4.56	34	34	1	0	0	195.1	201	111	99	63	84
1989	ATLANTA	14-8	3.68	29	29	6	4	0	186.0	172	88	76	40	90
1990	ATLANTA	10-12	4.28	33	33	1	0	0	214.1	232	111	102	78	129
Minor Totals		29-32	3.22	85	84	9	4	0	536.2	454	236	192	239	425
A.L. Totals		—	—	—	—	—	—	—	—	—	—	—	—	—
N.L. Totals		33-41	4.29	105	105	8	4	0	646.0	660	344	308	214	323
Atlanta Totals		33-41	4.29	105	105	8	4	0	646.0	660	344	308	214	323
M.L. Totals		33-41	4.29	105	105	8	4	0	646.0	660	344	308	214	323

Glavine's Career Transactions

—Selected by Atlanta Braves in second round of 1984 June draft.

Glavine's Miscellaneous Statistics

Year	Club	Pitching						Batting							
		GF	HR	IBB	HB	WP	BK	AB	R	H	2B	3B	HR	RBI	AVG.
1987	Atl.	0	5	4	3	1	1	16	0	2	0	0	0	1	.125
1988	Atl.	0	12	7	8	2	2	60	6	11	1	0	0	5	.183
1989	Atl.	0	20	3	2	2	0	67	6	10	0	1	0	4	.149
1990	Atl.	0	18	10	1	8	1	62	5	7	2	0	0	4	.113
Totals		0	55	24	14	13	4	205	17	30	3	1	0	14	.146

Glavine (Continued)

<i>Glavine's M.L. Fielding</i>							
P							
Year	Pct.	G	PO	A	E	TC	DP
1987	.933	9	1	13	1	15	0
1988	.930	34	12	41	4	57	3
1989	.917	29	7	37	4	48	4
1990	.981	33	19	33	1	53	1
Totals	.942	105	39	124	10	173	8

Glavine's Detailed Pitching Statistics

1990 SEASON								CAREER							
	W-L-S	ERA	G	IP	H	ER	SO	W-L-S	ERA	G	IP	H	ER	SO	
Season	10-12-0	4.28	33	214.1	232	102	129	33-41-0	4.30	105	646.0	660	308	323	
Home	5-8-0	4.86	16	103.2	115	56	65	15-21-0	4.56	50	311.2	324	158	151	
Road	5-4-0	3.74	17	110.2	117	46	64	18-20-0	4.00	55	337.1	336	150	172	
Atl	—	—	—	—	—	—	—	—	—	—	—	—	—	—	
Cin	4-1-0	3.05	5	38.1	34	13	27	8-2-0	3.00	11	81.0	65	27	49	
Hou	0-2-0	5.11	2	12.1	14	7	4	0-6-0	4.88	10	59.0	64	32	22	
LA	0-2-0	10.29	3	14.0	27	16	14	4-7-0	4.72	13	76.1	95	40	38	
SD	1-2-0	4.50	4	24.0	29	12	13	7-4-0	4.27	15	92.2	98	44	41	
SF	1-1-0	4.91	3	18.1	23	10	12	3-4-0	5.24	8	46.2	51	27	31	
NL West	6-8-0	4.88	17	107.0	127	58	70	22-23-0	4.31	57	355.2	373	170	181	
Chi	0-1-0	3.15	3	20.0	19	7	16	0-3-0	3.62	6	32.1	31	13	20	
Mt.	1-2-0	3.90	4	27.2	17	12	20	1-6-0	4.79	10	62.0	55	33	44	
NY	0-0-0	2.25	1	8.0	7	2	3	0-2-0	4.20	5	30.0	33	14	13	
Pha	2-0-0	3.33	4	27.0	27	10	4	5-1-0	4.00	10	63.0	59	28	16	
Pitt	1-0-0	2.51	2	14.1	16	4	11	4-4-0	3.62	10	64.2	62	26	28	
StL	0-1-0	7.84	2	10.1	19	9	5	1-2-0	5.63	7	38.1	47	24	21	
NL East	4-4-0	4.11	16	107.1	105	44	59	11-18-0	4.28	48	290.1	287	138	142	
Pre-ASG	5-5-0	3.79	16	107.0	110	45	69								
Post-ASG	5-7-0	4.78	17	107.1	122	57	60								
April	1-2-0	3.62	4	27.1	29	11	11								
May	1-1-0	2.72	6	39.2	32	12	33								
June	2-2-0	5.67	5	33.1	43	21	24								
July	2-1-0	4.32	5	33.1	34	16	13								
Aug.	0-5-0	6.30	7	40.0	58	28	24								
Sept/Oct.	4-1-0	3.10	6	40.2	36	14	24								
Day	1-3-0	5.02	9	57.1	71	32	35								
Night	9-9-0	4.01	24	157.0	161	70	94								
Start	10-12-0	4.28	33	214.1	232	102	129								
Relief	—	—	—	—	—	—	—								


CAREER HIGHS

MOST K'S: 9, 5/8/90 at Chi.;
 LONGEST WINNING
 STREAK: 5G, 4/7-5/11/89;
 LONGEST LOSING
 STREAK: 7G, 6/15-8/12/88;
 LONGEST SCORELESS
 STREAK: 14.2, 4/7-4/18/89;
 FEWEST HITS CG: 2, 5/4/89
 vs. Pha.; LONGEST RELIEF
 APPEARANCE: None

BRAVES BITS

DID YOU KNOW: . . . Braves pitcher Tom Glavine was also chosen by the National Hockey League's Los Angeles Kings in the 4th round of the 1984 NHL draft.

Pat Gomez #56



POSITION: LHP
BATS: L **THROWS:** L
HT: 5'11" **WT:** 185

OPENING DAY AGE: 23
BORN: March 17, 1968, at Roseville, CA
RESIDES: Citrus Heights, CA
M.L. SERVICE: 0 + 000
CONTRACT STATUS: Signed thru '91

ACQUIRED:—Obtained by the Braves from the Chicago Cubs on Aug. 31, 1989, as the first of two players to be named later in the Aug. 24, 1989 trade which sent Paul Assenmacher to the Cubs. The Braves acquired Kelly Mann on Sept. 1, 1989 to complete the deal.

1990 SEASON:—After struggling in 4 starts for AAA Richmond, Gomez was assigned to AA Greenville on May 3 for remainder of season ...Had control difficulties at AA, walking 71 in 124.1 IP ...Went 6-8 for Greenville in 23 appearances, including 21 starts ...Best outing was at Charlotte on July 28, (8IP, 5H, 0R) in a 4-0 victory.

PRO CAREER: 1989:—Named the 8th-best prospect in the A Carolina League by **BASEBALL AMERICA** after compiling an 11-6 mark and a 2.75 ERA in 23 G's (21 starts) at Winston-Salem ...ERA ranked 4th in the league ...Selected as one of 3 starting pitchers for the Carolina League All-Star team ...Promoted to AA Charlotte, going 1-0 in 2 starts before being traded to the Braves.

1988:—Although only posting a 2-7 mark in 36 G's at A Charleston, Gomez struck out 97 in only 78.2 IP.

1987:—Pitching for A Peoria, Gomez struck out a club record 18 batters in a 4-1 win over Wausau on May 3 ...Fanned 95 in 94.0 IP.

1986:—Struck out 55 in 54.0 IP at (Rookie) Wytheville in first pro season.

PERSONAL/MISC.:—Full name **PATRICK ALEXANDER GOMEZ** ...Single ...1986 graduate of San Juan High School (Citrus Heights, CA) ...Named to All-League and All-Metro baseball teams.

Gomez's Career Record

Year	Club	W-L	ERA	G	GS	CG	SHO	SV	IP	H	R	ER	BB	SO
1986	Wytheville	2-5	2.81	16	6	1	0	2	58.0	55	30	18	16	30
1987	Peoria	3-6	4.31	20	17	1	0	0	94.0	88	55	45	71	95
1988	Charleston	2-7	5.38	36	9	0	0	5	78.2	75	53	47	52	97
1989	Winston-Salem	11-6	2.75	23	21	3	1	0	137.2	115	59	42	60	127
	Charlotte	1-0	2.51	2	2	0	0	0	14.1	14	5	4	3	11
1990	Greenville	6-8	4.49	23	21	0	0	0	124.1	126	75	62	71	94
	Richmond	1-1	8.80	4	4	0	0	0	15.1	19	16	15	10	8
Minor Totals		26-33	4.02	124	80	5	1	7	522.1	492	293	233	283	462

Gomez's Career Transactions

—Signed as a non-drafted free agent by Chicago (N.L.) November 22, 1985.

—Obtained by the Braves from Chicago (N.L.) on Aug. 31, 1989 as the first of two players-to-be-named-later in the Aug. 29, 1989 trade which sent Paul Assenmacher to the Cubs. Braves acquired Kelly Mann on Sept. 1, 1989 to complete deal.

Mark Grant #55



POSITION: RHP
BATS: R **THROWS:** R
HT: 6'2" **WT:** 215

OPENING DAY AGE: 27
BORN: October 24, 1963, at Aurora, IL
RESIDES: Alpine, CA
M.L. SERVICE: 4 + 102
CONTRACT STATUS: Signed thru '91

ACQUIRED:—Obtained by the Braves in a trade from the San Diego Padres on July 12, 1990, in exchange for pitcher Derek Lilliquist.

1990 SEASON:—Endured a rocky start with Braves (0-1 in 8 games, 8.2IP, 24H, 13ER, 13.50ERA) and rebounded with a strong finish from July 30 through remainder of campaign (1-1, 3 saves, 25G's, 43.2IP, 37H, 14ER, 2.89ERA) ...Especially effective from Aug. 23 on, posting a 1.50 ERA in final 17 appearances ...After joining Braves and allowing his first 10 inherited runners to score, Grant allowed only 5 of his last 18 inherited runners to cross the plate from July 30 through the rest of the season.

PRO CAREER: 1989:—Fashioned a solid 8-2 mark with a 3.33 ERA, both career bests ...Also turned in a career-high 50 appearances, all in a relief role ...Represented first time since turning pro in 1981 that Grant went through an entire season without making at least one start ...Reeled off a 5-game winning streak May 17-Aug. 1, with 4 of the 5 wins coming on the road ...Posted a 5-0 record vs. Western Division teams, and went 6-1 in the 2nd half, including both of his 1989 saves.

1988:—Struggled as a starter (1-5, 4.45ERA, 11HR's in 11 games), but righted himself after switching to the bullpen (2.57ERA, 3HR's in 22 relief appearances) ...Improved ERA substantially in 2nd half (2.08 vs. 4.14 before All-Star break) ...Excelled in July, surrendering only 1ER in 11 IP (0.82 ERA) over 6 outings.

1987:—Acquired by Padres on July 4 in a 7-player deal with Giants ...Went 1-2 in 16 games for S.F., including 8 starts ...Giants sent Grant to Phoenix for a 3-week stint June 3-23, and after his recall, made 2 more starts for S.F. before being dealt to Padres ...Worked as a starter the rest of the season with S.D., going 6-7 in 17 outings ...Rebounded from a 1-4 start with Padres by winning 5 of his next 6 decisions ...Hurled 1st M.L. SHO on Sept. 16 vs. Braves, allowing only 2 hits and striking out a career-high 9.

1986:—Despite a high ERA (4.90), Grant led the Pacific Coast League in wins (14), CG's (10) and SHO's (3), while being selected to the PCL All-Star Team ...Ran off 7 wins in 8 decisions June 23-Aug. 11, including 4 straight CG's ...Went 0-1 in 4 G's with Giants following his recall in Sept.

1985:—Overcame a slow start at Phoenix (2-9) with a strong final month (5-1, 2.86 ERA in last 6 starts), including 2 SHO's.

1984:—Saw action for first time in both AAA and Majors ...After making 2 starts for Phoenix, Grant was recalled by Giants and made M.L. debut on April 27 at Cincinnati ...Went 6 innings in a 9-3 loss ...Placed on D.L. May 4-23 with a split blister on right index finger ...Made one more start with S.F. before being optioned to Phoenix on June 7 ...Started 15 G's at AAA, then was recalled once again by Giants on Aug. 22 ...Notched first M.L. save on Sept. 1 at Pha., retiring 12 of his first 13 batters faced ...Six days later, Grant recorded his first M.L. win, going 8 innings in a 5-4 triumph over Atlanta.

1983:—Moved up to AA Shreveport and topped the Texas League in IP with 186.2 ...His 159 K's ranked 2nd and his 3.66 ERA was 6th in the loop.

1982:—Pitching for A Clinton, Grant dominated the Midwest League, compiling the most K's (243) in all of minor league baseball, while also

Grant (Continued)

leading the league in wins with 16 and IP with 198.2 ...Fired a no-hitter vs. Danville on Aug. 12, and struck out 19 on Aug. 27 at Cedar Rapids ...Recognized as the Midwest League MVP and won the same award in the league's All-Star game ...Set M.L. record with 4 consecutive SHO's.

1981:—Began pro career at A Great Falls.

PERSONAL/MISC.:—Full name MARK ANDREW GRANT ...Married the former Mary Meyer in Nov., 1988 ...Starred at Joliet (IL) Catholic High School, winning 20 of 22 decisions during his junior and senior seasons (1980-81) ...During those 2 years, Grant fanned 294 in 161.0 IP ...As a junior, Grant hurled a 7-inning no-hitter, striking out 20 of 21 batters faced ...Named to the first team High School All-America squad after winning 12 of 13 games as a senior with a 0.88 ERA.

Grant's Career Record

Year	Club	W-L	ERA	G	GS	CG	SHO	SV	IP	H	R	ER	BB	SO
1981	Great Falls	2-6	4.36	10	10	4	0	0	64.0	63	36	31	35	50
1982	Clinton	16-5	2.36	27	27	12	4	0	198.2	139	65	52	60	243
1983	Shreveport	10-8	3.66	26	26	7	2	0	186.2	182	82	76	71	159
1984	Phoenix	5-7	3.96	17	17	4	1	0	111.1	102	64	49	61	78
	San Francisco	1-4	6.37	11	10	0	0	1	53.2	56	40	38	19	32
1985	Phoenix	8-15	4.52	29	29	4	3	0	183.0	182	101	92	90	133
1986	Phoenix	14-7	4.90	28	27	10	3	0	181.2	204	105	99	46	93
	San Francisco	0-1	3.60	4	1	0	0	0	10.0	6	4	4	5	5
1987	San Francisco	1-2	3.54	16	8	0	0	1	61.0	66	29	24	21	32
	Phoenix	2-1	3.13	3	3	2	0	0	23.0	20	8	8	5	12
	San Diego	6-7	4.66	17	17	2	1	0	102.1	104	59	53	52	58
1988	San Diego	2-8	3.69	33	11	0	0	0	97.2	97	41	40	36	61
1989	San Diego	8-2	3.33	50	0	0	0	2	116.1	105	45	43	32	69
1990	San Diego	1-1	4.85	26	0	0	0	0	39.0	47	23	21	19	29
	ATLANTA	1-2	4.64	33	1	0	0	3	52.1	61	30	27	18	40
Minor Totals		57-49	4.38	140	139	43	13	0	948.1	892	461	407	368	768
A.L. Totals		—	—	—	—	—	—	—	—	—	—	—	—	—
N.L. Totals		20-27	4.23	164	48	2	1	7	532.1	542	271	250	202	326
Atlanta Totals		1-2	4.64	33	1	0	0	3	52.1	61	30	27	18	40
M.L. Totals		20-27	4.23	164	48	2	1	7	532.1	542	271	250	202	326

Grant's Career Transactions

—Signed by the San Francisco Giants as a 1st round selection in the 1981 January free agent draft.

—Traded with pitchers Mark Davis and Keith Comstock and infielder Chris Brown to San Diego for pitchers Dave Dravecky and Craig Lefferts and infielder Kevin Mitchell, July 5, 1987.

—Acquired by Braves from San Diego in exchange for minor league pitcher Derek Lilliquist on July 12, 1990.

Grant's Miscellaneous Statistics

Year	Club	Pitching						Batting							
		GF	HR	IBB	HB	WP	BK	AB	R	H	2B	3B	HR	RBI	AVG.
1984	S.F.	1	6	0	1	3	0	17	0	0	0	0	0	0	.000
1986	S.F.	3	0	0	0	0	1	1	0	0	0	0	0	.000	
1987	S.F.-S.D.	2	16	8	0	8	3	44	0	4	0	0	1	.091	
1988	S.F.	9	14	6	2	5	0	16	0	0	0	0	0	.000	
1989	S.F.	19	11	6	3	2	0	20	0	1	0	0	0	.050	
1990	S.D.-Atl.	21	9	11	1	2	1	6	2	2	0	0	1	.333	
Totals		55	56	31	7	20	5	104	2	7	0	0	2	.067	

Grant (Continued)

<i>Grant's M.L. Fielding</i>							
P							
Year	Pct.	G	PO	A	E	TC	DP
1984	.923	11	6	6	1	13	0
1986	1.000	4	0	1	0	1	1
1987	.886	33	10	21	4	35	0
1988	1.000	33	4	16	0	20	1
1989	.958	50	9	14	1	24	1
1990	.952	59	6	14	1	21	1
Totals	.939	190	35	72	7	114	4

Grant's Detailed Pitching Statistics

	1990 SEASON								CAREER							
	W-L-S	ERA	G	IP	H	ER	SO	W-L-S	ERA	G	IP	H	ER	SO		
Season	2-3-3	4.73	59	91.1	108	48	69	20-27-7	4.23	190	532.1	542	250	326		
Home	1-0-2	5.70	31	47.1	54	30	42	10-10-4	4.14	93	256.1	250	118	172		
Road	1-3-1	3.68	28	44.0	54	18	27	10-17-3	4.30	97	276.0	242	132	154		
Atl	0-0-0	0.00	2	2.2	2	0	3	5-1-0	2.66	20	71.0	59	21	48		
Cin	1-0-0	1.50	5	12.0	9	2	9	2-6-0	5.55	24	61.2	72	38	34		
Hou	0-1-0	4.66	7	9.2	11	5	7	0-3-0	6.45	18	37.2	45	27	24		
LA	0-1-0	6.43	9	14.0	16	10	9	0-3-1	5.61	22	59.1	60	37	32		
SD	0-0-1	3.38	4	8.0	7	3	4	1-0-1	3.32	7	19.0	12	7	11		
SF	0-1-2	4.50	8	14.0	16	7	12	2-3-2	3.58	19	50.1	50	20	37		
NL West	1-3-3	4.03	35	60.1	61	27	44	10-16-4	4.52	110	299.0	298	150	186		
Chi	0-0-0	3.86	3	4.2	3	2	4	0-4-0	4.38	13	37.0	35	18	17		
Mt.	0-0-0	7.20	4	5.0	8	4	7	3-1-0	4.93	15	34.2	37	19	19		
NY	0-0-0	11.57	3	2.1	5	3	1	1-1-1	4.09	11	33.0	35	15	23		
Pha	1-0-0	3.38	3	2.2	6	1	0	2-3-2	4.24	12	40.1	44	19	29		
Pitt	0-0-0	8.71	7	10.1	17	10	8	2-1-0	3.15	15	45.2	49	16	28		
StL	0-0-0	1.50	4	6.0	8	1	5	2-1-0	2.74	15	42.2	44	13	24		
NL East	1-0-0	6.10	24	31.0	47	21	25	10-11-3	3.86	80	233.1	244	100	140		
Pre-ASG	1-1-0	4.85	26	39.0	47	21	29									
Post-ASG	1-2-3	4.64	33	52.1	61	27	40									
April	0-0-0	8.76	8	12.1	17	12	9									
May	1-0-0	2.61	7	10.1	13	3	4									
June	0-1-0	3.09	7	11.2	14	4	11									
July	0-1-0	9.00	13	15.0	27	15	15									
Aug.	0-0-0	5.17	11	15.2	18	9	11									
Sept/Oct.	1-1-3	1.71	13	26.1	19	5	19									
Day	1-1-0	6.12	15	25.0	27	17	21									
Night	1-2-3	4.21	44	66.1	81	31	48									
Start	0-0-0	9.00	1	4.0	4	4	2									
Relief	2-3-3	4.53	58	87.1	104	44	67									

CAREER HIGHS

MOST STRIKEOUTS: 9, 9/16/87 vs Atl.; LONGEST WINNING STREAK: 5G, 6/5-8/19/89; LONGEST LOSING STREAK: 4G, 7/17-8/25/87; LONGEST SCORELESS STREAK: 10.0 IP, 8/26-8/31/89; FEWEST HITS CG: 2, 9/16/87 vs. Atl.; LONGEST RELIEF APPEARANCE: 6.2 IP, 2 Times, Last: 7/5/89.

BRAVES BITS

DID YOU KNOW: . . . The Braves franchise record for most RBI in a game is held by pitcher Tony Cloninger, who, on July 3, 1966, drove in 9 runs by launching an N.L. record 2 grand slams vs. the San Francisco Giants.

Tommy Gregg #16



POSITION: OF-INF
BATS: L **THROWS:** L
HT: 6'1" **WT:** 190

OPENING DAY AGE: 27
BORN: July 29, 1963, at Boone, NC
RESIDES: Winston-Salem, NC
M.L. SERVICE: 2 + 089
CONTRACT STATUS: Signed thru '91

ACQUIRED:--Obtained by the Braves from the Pittsburgh Pirates Sept. 1, 1988, as the player-to-be-named-later in the Aug. 28, 1988, trade of Ken Oberkfell to the Pirates.

1990 SEASON:--Tale of 2 seasons for Gregg, who began the year in the throes of a 1x33 (.030) slump, and ended 1990 as baseball's premier pinch-hitter ...Led Major Leagues in pinch-hits (18) and pinch-RBI's (17), while tying for the top spot in pinch-HR's (4) ...Went 18x51 (.353) in the pinch, with a .686 SLG% ...His 4 pinch-HR's set an Atlanta Braves record, and his 18 pinch-hits were the second most ever by an Atlanta Braves player in one season (Chris Chambliss holds the Atlanta record with 20 pinch-hits in 1986) ...Had 9 pinch-hits in his last 18 pinch-hit AB's, and from May 28 on, hit .400 (16x40) in the pinch ...Gregg, after his .030 start, hit .301 (62x206) from May 7 through the rest of the season ...In his last 73 games after June 26, Gregg hit at a .325 clip (55x169, 4HR's, 27RBI) ...Batted .045 in April, .083 in May, .240 in June, .378 in July, .338 in Aug. and .273 in Sept./Oct. ...Went 4x4 vs. S.D. on Aug. 7 (1st game), and collected a career-high 4 RBI at Chi. on Aug. 18 ...Hit .360 (18x50) during day games ...Had 20 hits in 56 AB's (.357) with runners in scoring position after an 0x14 start ...Hit .375 (9x24) with runners on third ...Had best success vs. Padres (12x35, .343) and Dodgers (14x43, .326).

PRO CAREER: 1989:--The day after recording the Braves' only 5-hit game in 1989, Gregg had a promising season interrupted when he broke a bone in his right foot while diving after a sinking liner by Houton's Bill Doran on April 19 ...Placed on 15-day DL on April 20, and missed 37 games ...Gregg, who had 14 hits in 36 AB's (.389) before his injury, went 9x21 in 6 games after his return, raising his BA to a season high .404 on June 6 ...Slumped thereafter, hitting only .201 rest of season ...Led Braves with 2 pinch-hit HR's ...Did not commit an error in 37 G's at first (280 total chances).

1988:--Started 5 G's in LF and 2 in CF after coming over from Pirates ...Had 5 hits in first 11 AB's ...Hit .200 with 1 HR and 3 RBI in 14 G's for Pirates and .294 with 6 HR's and 27 RBI in 72 G's for Buffalo, Pittsburgh's affiliate in the AAA American Association.

1987:--Named to TOPPS/National Association and BASEBALL AMERICA's Class AA All-Star teams, as well as Eastern League post-season all-star squad ...Led league in batting (.371) and on-base % (.465) while starring for Harrisburg ...Made Major League debut Sept. 14 vs. Montl. ...Recorded 1st M.L. hit, a pinch double, Sept. 30 vs. Chicago's Jay Baller.

1986:--Spent 1st full pro season playing for Nashua in Eastern League.

1985:--Hit .313 in 72 G's for Macon in the Class A South Atlantic League after being picked in the 7th round of the June draft.

PERSONAL/MISC:--Full name WILLIAM THOMAS GREGG ...Single ...1981 graduate of R.J. Reynolds High School in Winston-

Gregg (Continued)

Salem (NC) ...Three sport standout in high school ...Majored in psychology at Wake Forest University, where he played football (wide receiver and kick returner) and baseball ...Earned All-ACC honors in baseball.

Gregg's Career Record

Year	Club	AVG.	G	AB	R	H	2B	3B	HR	RBI	BB	SO	SB
1985	Macon	.313	72	259	43	81	14	2	1	18	49	38	16
1986	Nashua	.268	126	421	55	113	13	4	1	29	66	48	11
1987	Harrisburg	.371	133	461	99	171	22	9	10	82	84	47	35
	Pittsburgh	.250	10	8	3	2	1	0	0	0	0	2	0
1988	Buffalo	.294	72	252	34	74	12	0	6	27	25	26	7
	Pittsburgh	.200	14	15	4	3	1	0	1	3	1	4	0
	ATLANTA	.345	11	29	1	10	3	0	0	4	2	2	0
1989	ATLANTA	.243	102	276	24	67	8	0	6	23	18	45	3
1990	ATLANTA	.264	124	239	18	63	13	1	5	32	24	39	4
Minor Totals		.315	403	1393	231	439	61	15	18	156	224	159	69
A.L. Totals		—	—	—	—	—	—	—	—	—	—	—	—
N.L. Totals		.256	261	567	50	145	26	1	12	62	45	92	0
Atlanta Totals		.257	237	544	43	140	24	1	11	59	44	86	7
M.L. Totals		.256	261	567	50	145	26	1	12	62	45	92	7

Gregg's Career Transactions

- Was the Pirates' seventh selection in the 1985 June draft.
- Traded to Atlanta as the player-to-be-named-later in exchange for Ken Oberkfell August 28, 1988.
- On disabled list April 20-June 2, 1989.

<i>Gregg's M.L. Fielding</i>							
OF							
Year	Pct.	G	PO	A	E	TC	DP
1987	1.000	4	1	0	0	1	0
1988	1.000	13	26	1	0	27	1
1989	.967	48	57	1	2	60	0
1990	.957	20	22	0	1	23	0
Totals	.973	95	106	2	3	111	1
1B							
Year	Pct.	G	PO	A	E	TC	DP
1987	1.000	37	264	16	0	280	18
1990	.987	50	334	34	5	373	31
Totals	.992	87	598	50	5	653	49

Gregg's N.L. Home Runs by Ballpark

at Atlanta	4	at Houston	1	at New York	0
at Chicago	1	at Los Angeles	2	at Philadelphia	0
at Cincinnati	1	at Montreal	1	at San Diego	1
at Pittsburgh	0	at San Francisco	1	at St. Louis	0

Gregg (Continued)

Gregg's Detailed Hitting Statistics

	1990 SEASON						CAREER				
	AVG.	G	AB	H	HR	RBI	AVG.	AB	H	HR	RBI
Season	.264	124	239	63	5	32	.256	567	145	12	62
Home	.246	60	122	30	2	19	.267	273	73	4	35
Road	.282	64	117	33	3	13	.245	294	72	8	27
vs Atl	—	—	—	—	—	—	—	—	—	—	—
Cin	.143	11	14	2	0	3	.220	59	13	1	5
Hou	.233	14	30	7	0	2	.328	67	22	1	10
LA	.326	17	43	14	1	3	.300	100	30	2	8
SD	.343	13	35	12	0	1	.257	74	19	2	5
SF	.273	14	22	6	1	6	.250	76	19	1	11
NL West	.285	69	144	41	2	15	.274	376	103	7	39
vs Chi	.320	9	25	8	1	8	.371	35	13	1	8
Mtl	.267	11	15	4	1	3	.258	31	8	2	6
NY	.105	10	19	2	1	3	.087	46	4	1	3
Pha	.182	8	11	2	0	1	.125	24	3	0	2
Pit	.273	9	11	3	0	1	.250	24	6	0	1
StL	.214	8	14	3	0	1	.258	31	8	1	3
NL East	.232	55	95	22	3	17	.220	191	42	5	23
Pre-ASG	.154	58	78	12	2	8					
Post-ASG	.317	66	161	51	3	24					
In April	.045	12	22	1	0	0					
May	.083	19	24	2	1	1					
June	.240	19	25	6	0	4					
July	.378	24	37	14	3	9					
Aug	.338	24	65	22	0	9					
Sept/Oct	.272	26	66	18	1	9					
Day	.360	29	50	18	1	7					
Night	.238	95	189	45	4	25					
Grass	.276	92	192	53	5	30					
Turf	.213	32	47	10	0	2					
vs RHP	.277	—	220	61	5	32					
vs LHP	.105	—	19	2	0	0					
P-Hitting	.353	—	51	18	4	17					

CAREER HIGHS

MOST HITS: 4, 3 Times Last: 7/5/90 vs N.Y.; MOST RBI: 6, 7/5/90 vs. N.Y.; MOST HR: 2, 3 Times, Last: 7/5/90 vs. N.Y.; MOST SB's: 2, 7/30/90 at SD; LONGEST HITTING STREAK: 4G, 4 Times, Last: 9/17-20/90.

BRAVES BITS

DID YOU KNOW: . . . On opening day, 1946, approximately 5,000 people left the park with green paint on their clothes. The freshly painted seats hadn't quite dried. In the following day's newspapers the club ran "An apology to Braves Fans." Management vowed to reimburse those patrons who's clothing had been damaged by the paint. As a result, 13,000 claims came in, some from as far away as California, Nebraska and Florida. Five-thousand were paid, with the average claim costing the Braves \$1.50.

Mike Heath #8



POSITION: C
BATS: R **THROWS:** R
HT: 5' 11" **WT:** 180

OPENING DAY AGE: 36
BORN: February 5, 1955, at Tampa, FL
RESIDES: Brandon, FL
M.L. SERVICE: 12 + 039
CONTRACT STATUS: Signed thru '92

ACQUIRED:—Signed by the Braves as a free agent to a 2-year contract on January 22, 1991.

1990 SEASON:—Played in 122 games for the 2nd consecutive season, matching his 3rd-highest total over a 13-year career ...Made 101 starts, including 99 behind the plate ...Also filled in for 3 games in right field, and saw duty in 1 game at shortstop ...Stroked the 1,000th hit of his career off Chicago's Scott Radinsky at Det. on July 18 ...Opened campaign with a rush, batting .444 (16x36) in April ...Went 4x4 at Mil. on May 8 ...Kept his BA over .400 through May 10 (27x67, .403) ...Delivered several key hits, including a game-winning, 10th-inning single at Texas on May 17, a 9th-inning tie-breaking HR off Oakland's Todd Burns on June 27, and a tie-breaking, 12th-inning 3-run HR vs. Chicago's Ken Patterson on July 4 ...Among his 7 HR's, Heath belted 4 in a 12-game stretch June 27-July 15 ...Was batting .291 as late as Sept. 10, before a 5x43 finish left final BA at .270 ...Gunned down 24 of 108 runners attempting to steal (22%).

PRO CAREER: 1989:—Landed Tigers' catching job on June 10, and saw little time off after back-up receiver Matt Nokes was lost to a knee injury on June 16 ...From June 10 through rest of season, Heath appeared in 95 of 104 games ...Set personal Tiger highs with 10 HR's and 43 RBI ...Delivered a career-high 5 hits at Toronto on June 12 ...Cracked 2 HR's in a game twice, May 17 vs. Chi. and June 30 at Balt. ...Ripped righthanders at a .317 clip over season ...Topped A.L. backstops with 66 assists, trailing only L.A.'s Mike Scioscia (82) and S.D.'s Benito Santiago (81) ...Nailed 33 of 105 would-be base stealers (31%) ...Displayed trademark versatility by appearing at third base and left field ...Sidelined July 7-17 with bruised left thumb.

1988:—Platooned with Matt Nokes and performed credibly, batting .247 in 86 games ...Marked a strong comeback from early season plate problems, when Heath was batting only .151 (8x53) through May 20 ...Caught fire from May 25-Sept. 4, hitting .333 (43x129) ...Slammed 3 HR's off Seattle's Mark Langston in a 7-6 win on July 6 ...Collected 7 hits in 17 AB's (.412) Aug. 28-Sept. 4 ...Nabbed 10 of 39 runners attempting to steal (26%).

1987:—Checked in with a .281 BA, matching his career high, and played every position except pitcher ...Hit .301 in 1st half ...Reeled off a 7-game hitting streak (15x32, .469) May 6-13 ...Twice matched his career-high with 4-RBI performances in victories over Oak. on May 9 and Cal. on July 11 ...Went 2x7 with 1 HR and 2 RBI in L.C.S. vs. Min.

1986:—N.L. debut with St. Louis proved to be a struggle, as Heath managed only a .205 BA in 65 games, while committing 10 errors ...Dealt to Det. on Aug. 9, and hit .265 for Tigers in 30 contests ...Hit in 8 straight games Aug. 17-30 (10x27, .370) ...Swatted an inside-the-park HR on Sept. 10 vs. Mil.

Heath (Continued)

1985:—Matched previous year's career best of 13 HR's and recorded 55 RBI ...Worked mainly as a catcher, but also put in time at third base (13 games) and the outfield (35 games) ...Hit in 10 straight games May 3-17 ...Produced 5 consecutive multi-hit games July 19-25 (12x19, .632) ...Set a career high with 6 triples.

1984:—Established career highs in games (140), AB's (475), runs (49), hits (118), 2B's (21), HR's (13) and RBI (64) ...Compiled a 9-game hitting streak (12x33, .364), April 12-22, with 6 RBI ...Went on a 13x31 (.419) tear May 20-29, with 2 HR's and 8 RBI ...Had a 7-game hitting streak (15x30), with 1 HR and 9 RBI ...Posted 13 RBI in 10 games July 3-Aug. 9.

1983:—Batted .281 in 96 games ...Began campaign on a .341 binge (15x44) in 14 games through June 18 ...In a 6-game hitting streak July 14-20, Heath hit .545 (12x22) ...Maintained .300 BA through Sept. 2.

1982:—Appeared in over 100 games (101) for 1st time in career ...Best offensive stretch of season was an 8-game hitting streak July 27-Aug. 3 (11x32, .344).

1981:—Appointed by manager Billy Martin as Oakland's starting catcher ...Blasted homers in 3 consecutive games at Boston, Aug. 27-28-29 ...Went 2x6 in L.C.S. vs. N.Y. ...Caught 27 of 57 attempted base stealers (47%).

1980:—Batted .243 in 92 games ...Stroked 14 hits in 38 AB's (.368) April 23-May 11.

1979:—Sent to Texas in a 10-player, off-season deal, Heath hit .270 in 54 games for AAA Tucson ...A's acquired him on June 15 and witnessed a memorable debut, as Heath belted his first 2 M.L. homers in his first game as an Athletic, June 19 vs. K.C.

1978:—After batting .295 for AA West Haven, Heath was promoted to Yankees and made M.L. debut on June 3 at Oak. (no at-bats) ...Went 0x3 in his 2nd M.L. game, then erupted for a 13-game hitting streak (15x48, .313), which remains his career-high ...Caught one inning in Game 5 of World Series vs. L.A.

1977:—Earned slot on Eastern League All-Star team ...Batted .267 in 98 games for West Haven.

1976:—Converted into a catcher, Heath hit .266 in 80 games for A Ft. Lauderdale ...Played 4 different positions and appeared on the mound in 1 game.

1975:—Struggled defensively at shortstop, committing 31 errors in 98 games for Ft. Lauderdale.

1974:—Hit .262 in 65 games for A Oneonta.

1973:Began pro career with Johnson City (Rookie) as a shortstop.

PERSONAL/MISC.:—Full name MICHAEL THOMAS HEATH ...Married the former Linda Scanlon ...One son, Kendall (8/8/87) ...A 1973 graduate of Hillsborough (FL) High School, where he was an All-American in baseball and All-State in football.

Heath (Continued)

Heath's Career Record

Year	Club	AVG.	G	AB	R	H	2B	3B	HR	RBI	BB	SO	SB
1973	Johnson City	.175	48	166	17	29	5	2	0	10	13	37	7
1974	Oneonta	.262	65	234	51	66	6	3	3	34	26	34	6
1975	Ft. Lauderdale	.231	98	376	43	87	7	3	1	23	25	50	13
1976	Ft. Lauderdale	.266	80	267	28	71	16	3	2	30	13	43	0
1977	West Haven	.267	98	352	58	94	13	5	8	42	29	55	5
1978	West Haven	.295	66	217	43	64	16	1	8	27	34	39	9
	New York (AL)	.228	33	92	6	21	3	1	0	8	4	9	0
1979	Tucson	.270	54	196	21	53	8	2	1	28	16	25	2
	Oakland	.256	74	258	19	66	8	0	3	27	17	18	1
1980	Oakland	.243	92	305	27	74	10	2	1	33	16	28	3
1981	Oakland	.236	84	301	26	71	7	1	8	30	13	36	3
1982	Oakland	.242	101	318	43	77	18	4	3	39	27	37	8
1983	Oakland	.281	96	345	45	97	17	0	6	33	18	61	3
1984	Oakland	.248	140	475	49	118	21	5	13	64	26	72	7
1985	Oakland	.250	138	436	71	109	18	6	13	55	41	63	7
1986	St. Louis	.205	65	190	19	39	8	1	4	25	23	36	2
	Detroit	.265	30	98	11	26	3	0	4	11	4	17	4
1987	Detroit	.281	93	270	34	76	16	0	8	33	21	42	1
1988	Detroit	.247	86	219	24	54	7	2	5	18	18	32	1
1989	Detroit	.263	122	396	38	104	16	2	10	43	24	71	7
1990	Detroit	.270	122	370	46	100	18	2	7	38	19	71	7
Minor Totals		.257	509	1808	261	464	71	19	23	194	156	283	42
A.L. Totals		.256	1211	3883	439	993	162	26	81	432	248	557	52
N.L. Totals		.205	65	190	19	39	8	1	4	25	23	36	2
Atlanta Totals		—	—	—	—	—	—	—	—	—	—	—	—
M.L. Totals		.253	1276	4073	458	1032	170	27	85	457	271	599	54

Heath's Career Transactions

- Signed by the New York Yankees in 2nd round of 1973 June draft.
- Traded by New York, along with Sparky Lyle, Larry McCall, Dave Rajsich, Domingo Ramos and cash to Texas for Juan Beniquez, Greg Jemison, Mike Griffin, Paul Mirabella and Dave Righetti on November 10, 1978.
- Traded by Texas along with Dave Chalk and cash to Oakland in exchange for John Henry Johnson on June 15, 1979.
- Traded by Oakland along with Tim Conroy to St. Louis in exchange for Joaquin Andujar on December 10, 1985.
- Traded by St. Louis to Detroit in exchange for Mike Laga and Ken Hill on August 9, 1986.
- Signed by the Braves as a second-look free agent on January 22, 1991.

Heath's N.L. Home Runs by Ballpark

at Atlanta	0	at Houston	0	at New York	0
at Chicago	0	at Los Angeles	0	at Philadelphia	1
at Cincinnati	1	at Montreal	1	at San Diego	0
at Pittsburgh	0	at San Francisco	1	at St. Louis	0

Heath's Division Series Record

Year	Club, Opp	AVG	G	AB	R	H	2B	3B	HR	RBI	BB	SO	SB
81	Oakland, K.C.	.000	2	8	0	0	0	0	0	0	0	0	0
Div. Series Totals		.000	2	8	0	0	0	0	0	0	0	0	0

Heath's League Championship Record

Year	Club, Opp	AVG	G	AB	R	H	2B	3B	HR	RBI	BB	SO	SB
81	Oakland, N.Y.	.333	3	6	1	2	0	0	0	0	0	0	1
87	Detroit, Minn.	.286	3	7	1	2	0	0	1	2	0	0	0
L.C.S. Totals		.308	6	13	2	4	0	0	1	2	0	0	1

Heath (Continued)

Heath's World Series Record

Year	Club, Opp	AVG	G	AB	R	H	2B	3B	HR	RBI	BB	SO	SB
78	N.Y., L.A.	.000	1	0	0	0	0	0	0	0	0	0	0
L.C.S. Totals		.000	1	0	0	0	0	0	0	0	0	0	0

Heath's M.L. Fielding

C

Year	Pct.	G	PO	A	E	TC	DP
1978	.970	33	151	11	5	167	1
1979	.969	22	80	13	3	96	0
1980	.986	47	268	19	4	291	5
1981	.978	78	391	45	10	446	6
1982	.973	90	350	50	11	411	8
1983	.973	80	316	47	10	373	6
1984	.986	108	423	54	7	484	7
1985	.981	112	483	44	10	537	9
1986	.974	92	404	39	12	455	5
1987	.989	67	337	38	4	379	5
1988	.984	75	357	24	6	387	3
1989	.986	117	582	66	9	657	10
1990	.980	117	585	54	13	652	7
Totals	.981	1038	4727	504	104	5335	72

3B

Year	Pct.	G	PO	A	E	TC	DP
1979	1.000	7	1	14	0	15	0
1982	1.000	5	4	3	0	7	0
1983	1.000	2	1	0	0	1	0
1984	1.000	2	1	1	0	2	0
1985	.962	13	7	18	1	26	1
1986	.000	1	0	0	1	1	0
1987	.750	4	1	2	1	4	0
1989	.750	4	1	2	1	4	0
Totals	.933	38	16	40	4	60	1

SS

Year	Pct.	G	PO	A	E	TC	DP
1987	1.000	4	1	1	0	2	0
Totals	1.000	4	1	1	0	2	0

2B

Year	Pct.	G	PO	A	E	TC	DP
1987	—	1	0	0	0	0	0
Totals	—	1	0	0	0	0	0

OF

Year	Pct.	G	PO	A	E	TC	DP
1979	.978	46	86	5	2	93	2
1980	1.000	8	24	1	0	25	0
1981	1.000	6	8	0	0	8	0
1982	.938	10	14	1	1	16	0
1983	.978	24	45	0	1	46	0
1984	.986	45	71	1	1	73	1
1985	.982	35	49	5	1	55	0
1986	1.000	2	1	0	0	1	0
1987	1.000	24	26	1	0	27	0
1988	1.000	9	4	0	0	4	0
1989	1.000	3	1	0	0	1	0
1990	1.000	3	2	0	0	2	0
Totals	.983	215	331	13	6	1350	3

Heath (Continued)

<i>Heath's M.L. Fielding</i>							
1B							
Year	Pct.	G	PO	A	E	TC	DP
1987	1.000	4	20	1	0	21	3
Totals	1.000	4	20	1	0	21	3

Heath's Detailed Hitting Statistics

	1990 SEASON						CAREER				
	AVG.	G	AB	H	HR	RBI	AVG.	AB	H	HR	RBI
Season	.270	122	370	100	7	38	.253	4073	1032	85	457
Home	.272	58	169	46	3	15	.257	1852	476	52	209
Road	.269	64	201	54	4	23	.250	2221	556	33	248
vs Atl	—	—	—	—	—	—	.300	10	3	0	3
Cin	.000	3	7	0	0	0	.316	19	6	1	6
Hou	.091	4	11	1	0	0	.158	19	3	0	1
LA	.100	5	10	1	0	0	.100	20	2	0	0
SD	—	—	—	—	—	—	.231	13	3	0	1
SF	—	—	—	—	—	—	.273	11	3	1	6
NL West	—	—	—	—	—	—	.207	82	17	2	14
vs Chi	—	—	—	—	—	—	.150	20	3	0	0
Mtl	—	—	—	—	—	—	.154	26	4	1	3
NY	—	—	—	—	—	—	.125	24	3	0	0
Pha	—	—	—	—	—	—	.304	23	7	1	5
Pit	—	—	—	—	—	—	.400	5	2	0	0
StL	—	—	—	—	—	—	—	—	—	—	—
NL East	—	—	—	—	—	—	.194	98	19	2	8
Pre-ASG	.323	6	198	64	4	18					
Post-ASG	.209	56	172	36	3	20					
In April	.444	14	36	16	0	2					
May	.318	27	85	27	1	9					
June	.304	19	56	17	1	3					
July	.181	21	72	13	3	12					
Aug	.211	18	57	12	1	5					
Sept/Oct	.234	23	64	15	1	7					
Day	.257	34	101	26	4	12					
Night	.275	88	269	74	3	26					
Grass	.268	105	313	84	7	36					
Turf	.281	17	57	16	0	2					
vs RHP	.299	—	221	66	4	23					
vs LHP	.228	—	149	34	3	15					
P-Hitting	.375	—	8	3	0	1					

CAREER HIGHS

MOST HITS: 5, 6/12/89 at Tor.; MOST RBI: 4, 5 Times, Last: 7/11/87 at Cal.; MOST HR: 2, 4 Times, Last: 6/30/89 at Balt.; MOST SB: 2, 2 Times, Last : 9/19/86 vs. N.Y.; LONGEST HIT STREAK: 13G, 6/28-7/23/78

Brian Hunter #61



POSITION: OF
BATS: R **THROWS:** L
HT: 6'0" **WT:** 195

OPENING DAY AGE: 23
BORN: March 4, 1968, at Toro, CA
RESIDES: Long Beach, CA
M.L. SERVICE: 0 + 000
CONTRACT STATUS: Signed thru '91

ACQUIRED:--Was the Braves' 8th round selection in the 1987 June draft.

1990 SEASON:--Got off to a powerful start with Richmond, belting 3 homers in 3 consecutive games April 16-19, and 5 homers in the month of April ...Unable to shake ensuing slump, and was sent to Greenville on June 1 ...Had good production at AA, leading club with 14 HR's while collecting 55 RBI in 88 games ...Clubbed 2 HR's vs. Jacksonville on June 21.

PRO CAREER: 1989:--Garnered AA Greenville Player-of-the-Year honors in 1st AA season ...Supplied power at the plate for 2nd straight year; set a Greenville team record with 19 HR's (7th in league), and was 5th in league in RBI with 82 (highest total in Braves' minor league system in '89) ...Bounced back from a .213 , 8 HR, 35 RBI 1st half to hit .284 with 11 HR's and 47 RBI the remainder of the campaign ...Led the G-Braves to a 10-9 win at Columbus Aug. 13 (game 1), going 3x3 with a double, triple and homer and 5 RBI.

1988:--Tied for Midwest League lead in HR's (22); led Burlington in RBI (71).

1987:--Led Appalachian League first basemen in double plays (47).

PERSONAL/MISC.:--Full name BRIAN RONALD HUNTER ...Single ...1985 graduate of Paramount (CA) High School and was second team All-League in baseball ...Graduated from Cerritos Community College in 1988 ...Named to All-Southern California Junior College team ...Honored as MVP for leading Cerritos to state championship.

Hunter's Career Record

Year	Club	AVG.	G	AB	R	H	2B	3B	HR	RBI	BB	SO	SB
1987	Pulaski	.231	65	251	38	58	10	2	8	30	18	47	3
1988	Burlington	.259	117	417	58	108	17	0	22	71	45	90	7
	Durham	.347	13	49	13	17	3	0	3	9	7	8	2
1989	Greenville	.253	124	451	57	114	19	2	19	82	33	62	5
1990	Greenville	.241	88	320	45	77	13	1	14	55	43	62	3
	Richmond	.197	43	137	13	27	4	0	5	16	18	37	2
Minor Totals		.247	450	1625	224	401	66	5	71	263	164	306	22

Hunter's Career Transactions

—Selected by Braves in the 8th round of the 1987 June draft.

Dave Justice #23



POSITION: OF
BATS: L **THROWS:** L
HT: 6'3" **WT:** 200

OPENING DAY AGE: 24
BORN: April 14, 1966, at Cincinnati, OH
RESIDES: Atlanta, GA
M.L. SERVICE: 1 + 000
CONTRACT STATUS: Signed thru '91

ACQUIRED:—Was the Braves' 3rd selection in the 4th round of the 1985 June draft.

1990 SEASON:—Recognized as the heir apparent in right field to Dale Murphy after being named the 1990 N.L. Rookie of the Year by the BBWAA and The Sporting News ...Became first Braves' rookie to capture BBWAA honors since Bob Horner in 1978; Craig McMurtry took TSN rookie award in 1983 ...Reds manager Lou Piniella likened Justice's swing to Ted Williams' as the Cincinnati native tore his way through the senior circuit during the campaign's final 2 months ...After recovering from a broken left cheek bone received in a spring training game, Justice was sent to extended spring training on a rehabilitation assignment ...Reported to AAA Richmond in late April and dominated International League pitching, hitting .356 (16x45) in 12 games, with 2 HR's and 7 RBI ...Recalled by Atlanta on May 16 to replace vertigo-stricken Nick Esasky at 1B, although Justice had played only 1 game there at AAA before his promotion ...Was hitting .243 with 8 HR's and 28 RBI in 68 games at the time the Braves traded Murphy on Aug. 4 ...Justice returned to his natural right field position after the deal, and proceeded to unleash an assault on N.L. pitching that captured the attention of the national media ...He exploded in Aug. for 11 HR's, 29 RBI and a .301 BA in 30 G's, including outbursts of 10 HR's (and 20 RBI) in 12 games Aug. 7-16, and 11 HR's in 16 games Aug. 7-20 ...The last Brave before Justice to hit 10 HR's in 12 games was Bob Horner in July, 1980 ...Ozzie Virgil was the last Brave to hit 11 HR's in 16 games in April-May 1987 (Horner hit 11 in 15 games in July 1980) ...Justice's power surge was the most impressive by a M.L. rookie since Oakland's Mark McGwire slammed 11 HR's in 15 G's in May 1987 ...Earned N.L. Player of the Week honors for week of Aug. 6-12 (.414, 12x29, 22B's, 6HR's, 12RBI, 1.103 SLG%, 7 runs scored in 7 games) ...Justice was recognized again for his outstanding August by being named the N.L. Player of the Month ...He became the first Brave to win the award since Murphy claimed it in Aug. of 1986, and the first Brave rookie to ever win the honor ...Justice was also the first rookie to be named Player/Pitcher of the Month since the Cardinals' Todd Worrell in July of 1986 ...Justice belted the most HR's in a month since Virgil hit 13 in May of 1987, and collected the most RBI in a single month since Murphy drove in 30 in Aug. 1986 ...He erupted for 5 HR's in 2 days (3 games) Aug. 7-8 and became the first Atlanta Brave to ever hit 2 HR's in 2 consecutive games Aug. 7-8 ...His 4 hits in the 2nd game of the Aug. 7 DH were his season high, and represented first of his 2 4-RBI performances of the year ...Justice kept right on rolling in Sept., hitting .344 (33x96) with 9 HR's and 21 RBI in 28 games ...He connected for his first M.L. grand slam on Sept. 25 at Cin. off Norm Charlton ...The slam gave Justice 20 HR's in 50 games after assuming his right field duties (and after hitting 8 HR's in his first 70 games) ...He led all M.L. rookies with 28 HR's and 78 RBI, and tied Detroit's Cecil Fielder for the most HR's after the All-Star break with 23 ...Justice, who led the loop with 11 HR's in Aug., again led the N.L. with 9 HR's in Sept. ...All told, he hit .335 after 8/4 (69x206, 20HR's, 49RBI) ...His .535 SLG% was T5th in the N.L., and his 28 HR's ranked 8th ...His HR ratio

Justice (Continued)

of 1 every 15.7 AB's was T4th in the circuit, and having grounded into only 2 DP's in 439 AB's, his GDP ratio was the 2nd in the N.L. to Lonnie Smith's ...Justice amassed a .746 SLG% 8/7-9/25, and a.688 SLG% after Aug. 6, raising his SLG% from .402 to .535 ...He excelled against LHP, batting .366 (48x131, 10HR's) ...Before the All-Star break, he hit only .200 (10x50, 1HR, 5 RBI) vs. LHP ...After the break, Justice destroyed southpaws at a .469 clip (38x81) with 9 HR's and 26 RBI ...From Sept. 1 on, he hit .606 vs. lefties (20x33), with 5 HR's and 10 RBI ...Justice hit .320 at home, with 19 HR's and 48 RBI ...He hit .407 (22x54) with RISP and less than 2 out, and .319 overall (36x113) with RISP ...Went 14x38 (.368) with runners on third ...Pounded the Pirates (.421, 3HR's, 7RBI), Reds (.349, 4HR's, 9RBI), Cards (.333, 3HR's, 9RBI), Padres (.299, 6HR's, 12RBI) and Dodgers (.291, 4HR's, 13 RBI).

PRO CAREER: 1989:—Had two tours of duty in Atlanta in '89 ...Recalled May 23 from Richmond after Lonnie Smith suffered an ankle sprain on May 20 ...Went 1x20 (.050) before returning to Richmond on June 2 ...Called up again on Sept. 6, and went 11x31 (.355) in 8 games to close out '89 ...Led Richmond with 12 HR's and was 2nd with 12 SB's ...Was tabbed the 9th-best prospect in the International League by BASEBALL AMERICA.

1988:—Started year, his 4th in professional baseball, at AAA Richmond, but, after hitting .203 in 70 games, joined AA Greenville in early July and proceeded to hit .319 with 7 HR's the rest of the month ...Named Southern League Player-of-the-Week for July 24-30 ...Finished with a .278 BA, 9 HR's and 37 RBI in 58 games for G'ville.

1987:—Spent the '87 season at Greenville ...Hampered by broken wrist ...Was honored as winner of the Bill Lucas Award (awarded to the Braves minor leaguer who best exemplifies the spirit, character, sportsmanship and humanitarianism of the Braves' late GM).

1986:—Despite being promoted to Durham on June 16, Justice ranked 2nd on Sumter in HR's (10) and third in RBI (61) ...Combined to hit .290 with 22 HR's and 105 RBI at Sumter and Durham ...Enjoyed a 5-H game vs. Florence on April 17; two days later belted a grand slam against Greensboro.

1985:—Was named to Appalachian League All-Star team ...Tied for league lead in HR's (10) and was 4th in RBI (46).

PERSONAL/MISC.:—Full name DAVID CHRISTOPHER JUSTICE ...Single ...Resides in Atlanta ...Attended Thomas More College in Crestview Hills, KY ...Was a 1982 graduate of Covington Latin High School in Kentucky ...Played baseball, basketball, soccer and participated in track and field ...Was a member of the basketball All-Catholic and All-American teams his senior year.

Justice's Career Record

Year	Club	AVG.	G	AB	R	H	2B	3B	HR	RBI	BB	SO	SB
1985	Pulaski	.245	66	204	39	50	8	0	10	46	40	30	0
1986	Sumter	.300	61	220	48	66	16	0	10	61	48	28	10
	Durham	.279	67	229	47	64	9	1	12	44	46	24	2
1987	Greenville	.227	93	348	38	79	12	4	6	40	53	48	3
1988	Richmond	.203	70	227	27	46	9	1	8	28	39	55	4
	Greenville	.278	58	198	34	55	13	1	9	37	37	41	6
1989	Richmond	.261	115	391	47	102	24	3	12	58	59	66	12
	ATLANTA	.235	16	51	7	12	3	0	1	3	3	9	2
1990	Richmond	.356	12	45	7	16	5	1	2	7	7	6	0
	ATLANTA	.282	127	439	76	124	23	2	28	78	68	92	11
Minor Totals		.258	542	1862	287	478	96	11	69	321	329	298	37
A.L. Totals		—	—	—	—	—	—	—	—	—	—	—	—
N.L. Totals		.276	143	490	83	136	26	2	29	81	71	101	13
Atlanta Totals		.276	143	490	83	136	26	2	29	81	71	101	13
M.L. Totals		.276	143	490	83	136	26	2	29	81	71	101	13

Justice (Continued)

Justice's Career Transactions

—Selected by the Braves in the 4th round of the 1985 June draft.

Justice's N.L. Home Runs by Ballpark

at Atlanta	20	at Houston	0	at New York	0
at Chicago	0	at Los Angeles	2	at Philadelphia	0
at Cincinnati	1	at Montreal	1	at San Diego	0
at Pittsburgh	3	at San Francisco	1	at St. Louis	1

Justice's M.L. Fielding

OF

Year	Pct.	G	PO	A	E	TC	DP
1989	1.000	16	24	0	0	24	0
1990	.968	61	116	4	4	124	1
Totals	.973	77	140	4	4	148	1

1B

Year	Pct.	G	PO	A	E	TC	DP
1990	.981	69	488	38	10	536	43
Totals	.981	69	488	38	10	536	43

Justice's Detailed Hitting Statistics

	1990 SEASON						CAREER				
	AVG.	G	AB	H	HR	RBI	AVG.	AB	H	HR	RBI
Season	.282	127	439	124	28	78	.276	490	136	29	81
Home	.320	64	225	72	19	48	.309	262	81	20	50
Road	.243	63	214	52	9	30	.241	228	55	9	31
vs Atl	—	—	—	—	—	—	—	—	—	—	—
Cin	.349	12	43	15	4	9	.353	51	18	4	9
Hou	.170	15	47	8	2	7	.209	67	14	3	9
LA	.291	18	55	16	4	13	.310	58	18	4	14
SD	.299	17	67	20	6	12	.299	67	20	6	12
SF	.231	15	52	12	2	5	.231	52	12	2	5
NL West	.269	77	264	71	18	46	.278	295	82	19	49
vs Chi	.259	7	27	7	0	5	.219	32	7	0	5
Mtl	.250	10	40	10	3	7	.250	40	10	3	7
NY	.235	6	17	4	1	1	.235	17	4	1	1
Pha	.250	8	20	5	0	3	.250	20	5	0	3
Pit	.421	10	38	16	3	7	.370	46	17	3	7
StL	.333	9	33	11	3	9	.275	40	11	3	9
NL East	.303	50	175	53	10	32	.277	195	54	10	32
Pre-ASG	.261	47	161	42	5	20					
Post-ASG	.295	80	278	82	23	58					
In April	—	—	—	—	—	—					
May	.352	14	54	19	2	10					
June	.220	26	91	20	2	9					
July	.213	26	75	16	4	9					
Aug	.301	30	113	34	11	29					
Sept/Oct	.330	31	106	35	9	21					
Day	.237	26	97	23	6	16					
Night	.295	101	342	101	22	62					
Grass	.292	96	336	98	22	60					
Turf	.252	31	103	26	6	18					
vs RHP	.247	—	308	76	18	46					
vs LHP	.366	—	131	48	10	32					
P-Hitting	.400	—	5	2	1	1					

CAREER HIGHS

MOST HITS: 4, 8/7/90 vs. S.D.; MOST RBI: 4, 2 Times, Last: 9/25/90 at Cin.; MOST HR: 2, 3 Times, Last: 9/14/90 vs. Cin.; MOST SB's: 1, Many Times, Last: 10/1/90 at S.F.; LONGEST HITTING STREAK: 14G, 5/16-6/1/90.

Jimmy Kremers #17



POSITION: C
BATS: L **THROWS:** R
HT: 6'3" **WT:** 205

OPENING DAY AGE: 25
BORN: October 8, 1965, at
 Little Rock, AR
RESIDES: North Little Rock, AR
M.L. SERVICE: 0 + 086
CONTRACT STATUS: Signed thru '91

ACQUIRED:—Was the Braves' 2nd selection in the 1988 June draft.

1990 SEASON:—Had two tours with Braves in 1990; recalled from AAA Richmond on June 5, and hit .157 in 19 games ...Cracked his first Major League homer July 15 vs. Mtl., off Tim Burke ...Returned to Richmond on July 30, and was recalled again on Sept. 4 ...Batted .232 at AAA in 63 games.

PRO CAREER: 1989:—Named the Southern League's All-Star C on the heels of a .235, 16 HR, 58 RBI campaign ...His HR's and RBI set a record for G-Braves catchers ...Chipped in two 2-HR games in '89; went 2x4, with 2 HR's and 4 RBI, including a game-winning homer in the bottom of the 9th to beat Birmingham, 6-5 on July 16 ...Also went 3x4, with 2 HR's and 5 RBI, as the G-Braves defeated Jacksonville, 9-7 on Aug. 24 ...Homered in 3 straight games, Aug. 22-24, and was named Southern League Player-of-the-Week, Aug. 20-26.

1988:—Joined Class A Sumter of the South Atlantic League immediately after signing with the Braves in June ...First month was slowed by right elbow injury, but recovered fully to hit .267 with 5 HR's and 42 RBI in 72 G's.

PERSONAL/MISC.:—Full name JAMES EDWARD KREMERS ...Single ...1984 graduate of Catholic High School in Little Rock, AR ...Attended University of Arkansas ...Named to Academic All-Southwest Conference team ...Razorbacks' MVP in 1987 and 1988.

Kremers' Career Record

Year	Club	AVG.	G	AB	R	H	2B	3B	HR	RBI	BB	SO	SB
1988	Sumter	.267	72	255	30	68	12	3	5	42	39	53	1
1989	Greenville	.235	121	388	41	91	19	1	16	58	34	95	5
1990	Richmond	.232	63	190	25	44	8	0	6	24	35	47	1
	ATLANTA	.110	29	73	7	8	1	1	1	2	6	27	0
Minor Totals		.244	256	833	96	203	39	4	27	124	108	195	7
A.L. Totals		—	—	—	—	—	—	—	—	—	—	—	—
N.L. Totals		.110	29	73	7	8	1	1	1	2	6	27	0
Atlanta Totals		.110	29	73	7	8	1	1	1	2	6	27	0
M.L. Totals		.110	29	73	7	8	1	1	1	2	6	27	0

Kremers' Career Transactions

—Was Braves' second selection in the 1988 June draft.

Kremers (Continued)

Kremers' N.L. Home Runs by Ballpark

at Atlanta	1	at Houston	0	at New York	0
at Chicago	0	at Los Angeles	0	at Philadelphia	0
at Cincinnati	0	at Montreal	0	at San Diego	0
at Pittsburgh	0	at San Francisco	0	at St. Louis	0

Kremers' M.L. Fielding

C

Year	Pct.	G	PO	A	E	TC	DP
1990	.992	27	107	10	1	118	2
Totals	.992	27	107	10	1	118	2

Kremers' Detailed Hitting Statistics

	1990 SEASON						CAREER				
	AVG.	G	AB	H	HR	RBI	AVG.	AB	H	HR	RBI
Season	.110	29	73	8	1	2	.110	73	8	1	2
Home	.119	15	42	5	1	2	.119	42	5	1	2
Road	.097	14	31	3	0	0	.097	31	3	0	0
vs Atl	—	—	—	—	—	—	—	—	—	—	—
Cin	.000	3	7	0	0	0	.000	7	0	0	0
Hou	.091	4	11	1	0	0	.091	11	1	0	0
LA	.100	5	10	1	0	0	.100	10	1	0	0
SD	.200	3	5	1	0	0	.200	5	1	0	0
SF	.000	6	15	0	0	0	.000	15	0	0	0
NL West	.063	21	48	3	0	0	.063	48	3	0	0
vs Chi	—	—	—	—	—	—	—	—	—	—	—
Mtl	.250	5	16	4	1	2	.250	16	4	1	2
NY	.143	2	7	1	0	0	.143	7	1	0	0
Pha	.000	1	2	0	0	0	.000	2	0	0	0
Pit	—	—	—	—	—	—	—	—	—	—	—
STL	—	—	—	—	—	—	—	—	—	—	—
NL East	.200	8	25	5	1	2	.200	25	5	1	2
Pre-ASG	.129	11	31	4	0	0					
Post-ASG	.095	18	42	4	1	2					
In April	—	—	—	—	—	—					
May	—	—	—	—	—	—					
June	.091	8	22	2	0	0					
July	.207	11	29	6	1	2					
Aug	—	—	—	—	—	—					
Sept/Oct	.000	10	22	0	0	0					
Day	.158	7	19	3	1	2					
Night	.093	22	54	5	0	0					
Grass	.105	23	57	6	1	2					
Turf	.125	6	16	2	0	0					
vs RHP	.101	—	69	7	1	2					
vs LHP	.250	—	4	1	0	0					
P-Hitting	.000	—	5	0	0	0					

CAREER HIGHS

MOST HITS: 1, 8 Times Last: 7/29/90 at L.A.; MOST RBI: 2, 7/15/90 vs. Mtl.; MOST HR: 1, 7/15/90 vs. Mtl.; MOST SB's: None; LONGEST HITTING STREAK: 2G, 7/14-7/15/90.

Charlie Leibrandt #32



POSITION: LHP
BATS: R **THROWS:** L
HT: 6'3" **WT:** 200

OPENING DAY AGE: 34
BORN: October 4, 1956, at Chicago, IL
RESIDES: Leawood, KS
M.L. SERVICE: 9 + 010
CONTRACT STATUS: Signed thru '93

ACQUIRED:—Was traded to the Braves, along with Rick Luecken from Kansas City, in exchange for Gerald Perry and Jim Lemasters, Dec. 15, 1989.

1990 SEASON:—Performed beyond expectations after coming back from slight injury to his left rotator cuff ...Leibrandt sustained injury while working out in early February, and began season on disabled list ...After 2 AA rehabilitation appearances, Leibrandt made his Braves debut on June 3 at S.D., and received no decision in a 4-2 win in 10 innings (7.0IP, 5H, 2R, 1ER, 3K's) ...Hurled complete game in 2nd appearance on June 9 vs. S.F. (9H, 1ER, 0BB, 4K's) in a 5-3 Atlanta victory ...Fired a SHO in his 4th start, June 19 vs. Cin. in the 2nd game of a DH (6H, 0BB, 1K) ...Spun a 2-0 mark with a 1.41 ERA in his first 4 starts ...Performance fell off in his next 8 starts (2-5, 5.53ERA, 53.2IP, 33ER), but then Leibrandt reeled off a superb 10-game stretch, going 5-5 with a 1.76 ERA between Aug. 9-Sept. 22 ...In 6 starts between Aug. 28-Sept. 22, the veteran lefty went 4-2 with a magnificent 0.81 ERA (4ER's, in 44.2IP), including 3 CG's and 1 SHO ...Of his 24 outings, 15 were quality starts (6.0+ IP, 3ER's or less) ...His 2 SHO's were T9th in the N.L. ...Selected as the N.L. Player-of-the-Week for week of Aug. 27-Sept. 2 (2-0, 0.00ERA, 16.0IP, 15H, 0BB, 3K's) ...Earned his 100th career victory on Sept. 7 at S.D. (9.0IP, 4H, 1R, 0ER, 2BB, 5K's).

PRO CAREER 1989:—Leibrandt's 5-11 mark in '89 ended a string of 5 consecutive winning seasons, which saw him deposit his name in Kansas City's record books in numerous lifetime categories: T4th in starts (187), 6th in wins (76) and IP (1,257), 7th in SO's (347), T7th in SHO's (10) and 8th in CG's (34) ...Pitched effectively in April (2-2, 2.72 ERA in 6 starts) but slumped thereafter, winning his final game at Chicago, 6-3 on June 30 ...Moved to bullpen in August and posted a 1.64 ERA in 6 relief outings over remainder of season ...Blanked the Red Sox at Fenway Park, 10-0 going the distance in a 5-hit SHO on April 23 ...Over his 5 years with KC, Leibrandt pitched 7.0 innings or more and allowed 3 ER's or less in 131 of his 187 starts (70%).

1988:—Came on strong after 3-10 start to record 5th straight winning season ...Lost only one game after July 15, while compiling a 2.49 ERA over final 18 starts ...Hurled career-high 243.0 innings ...Threw a 2-hit SHO at Oakland on June 15, as KC stopped the A's 2-0 ...Solid pitching in July (3-1, 1.99ERA) and August (4-0, 3.21ERA) earned him back-to-back Royals' Pitcher-of-the-Month honors ...Did not surrender more than 2 runs in 5 of 6 July outings ...Recorded a career-high 11 K's in a 4-1 CG triumph at Baltimore, July 31 ...Picked up his 2nd SHO of season Aug. 31, 1-0 victory over Cleveland ...Went 5-0, July 31-Aug. 31 ...Led Royals' staff with 8 runners picked off first base.

1987:—Registered impressive numbers, ranking 6th in A.L. in ERA (3.41), and T3rd in loop with 3 SHO's ...Gave best performance of career on May 16, allowing only a 6th-inning bunt single by Brewers' Bill Schroeder in a 13-0 Royals win at KC ...Represented 1st 1-hitter for a KC pitcher since Vida Blue turned the trick against Seattle in 1982 ...Selected as KC's Pitcher-of-the-Month in July and August.

Leibrandt (Continued)

1986:—Paced KC staff with in wins (14), starts (34) CG's (8) and IP (231.1) ...Spun a 4-0 record in April, becoming the 3rd KC pitcher to do so ...Was sole KC hurler to work over 200 innings.

1985:—Royals' World Championship season was due in part to Leibrandt's excellent campaign ...Besides winning 17 of 26 decisions, Leibrandt compiled a 2.69 ERA, the 2nd-lowest in the A.L. and the lowest ERA among all-time KC southpaw starters (a record which still stands through 1990) ...His .654 winning percentage ranked 4th in junior circuit ...Strongest efforts came in April (3-0, 1.69ERA) and Sept. (4-1, 0.91ERA), becoming the only hurler in league to capture A.L. Pitcher-of-the-Month honors twice ...Topped Royals' staff in playoffs and World Series with 31.2 IP and 16 K's ...Came out of bullpen in Game 7 of A.L.C.S., allowing only 2 ER's in 5.1 IP in middle relief, and was the winning pitcher in KC's 6-2 pennant clincher over Toronto ...Dropped 6-1 decision at Tor. in Game 1, and carried SHO into 9th inning of Game 4, before losing, 3-1 ...In Game 2 of World Series vs. St. Louis, he limited the Cards to 2 hits through first 8 innings, but saw Redbirds strike for 4 runs in 9th en route to a 4-2 win ...Held Cards in check again in Game 6 (7.2IP, 4H, 1R, 1ER, 2BB, 4K), but left the contest trailing 1-0 (Was taken off the hook in 9th as KC rallied to a 2-1 triumph) ...During '85 post-season, KC scored only 6 runs in Leibrandt's 4 starts.

1984:—Earned promotion to KC after fashioning a 7-1 record and a 1.24 ERA in 9 starts at AAA Omaha, including 3 SHO's ...After May 30 recall, Leibrandt won his KC debut June 1 vs. Minn. (8.0IP, 6H, 1ER, 2BB, 3K) ...Proceeded to pitch into 7th inning in 19 of 23 starts ...Permitted 3 runs or less in 16 starts ...Won KC's division-clinching, 6-5 victory at Oakland on Sept. 28 ...Allowed only 3 hits in 8.0 IP in Game 3 of the A.L.C.S. at Detroit, but still lost a 1-0 decision.

1982:—Went 5-7 for Reds in 36 G's, with 25 coming in relief ...Recorded his only 2 M.L. saves that season.

1983:—Traded to Kansas City from Cincinnati on June 7, 1983, (in exchange for Bob Tufts) Leibrandt split time at Indianapolis and AAA Omaha ...Compiled a 6-6 mark with O-Royals with a 4.57 ERA in 16 starts ...In his 106.1 IP, Leibrandt walked 42 and struck out 72.

1981:—Spent most of season at AAA Indianapolis, finishing with a solid 2.93 ERA in 25 starts ...Went 1-1 in 7 G's for Reds, his 1 win coming in a 5-hit SHO at Hou.

1980:—Tossed a 5-hit SHO in 1st M.L. start, a 5-0 win over Braves (9.0IP, 5H, 0R, 3BB, 5K) ...Went 10-9 for Reds in 36 outings.

1979:—Although only 8-14 at Indianapolis, turned in a fine 2.94 ERA in 27 G's ...Recalled by Reds on Sept. 8, and made M.L. debut in relief on Sept. 17, at SF (2.0IP, 1H, 0R, 2BB).

1978:—Split 1st season of pro career at A Eugene, A Tampa and Indianapolis.

PERSONAL/MISC.:—Full name CHARLES LOUIS LEIBRANDT, JR. ...Married; wife's name Corinne ...Two children: Lauren Melissa (June 2, 1985) and Ryan Charles (Feb. 12, 1987) ...1974 graduate of Loyola Academy in Wilmette, IL ...Had career 21-6 mark in HS with a 1.25 ERA ...Graduated from Miami (Ohio) in 1978 with a B.S. degree in Business Management ...Compiled college career log of 23-17, establishing several school records ...Was inducted into the Miami of Ohio Sports Hall of Fame in Feb. 1988.

BRAVES BITS

DID YOU KNOW: . . . The 162 homers pounded by the Braves in 1990 was the 3rd highest total in Atlanta history, and the most hit by the club since 1973 when 206 round-trippers were recorded.

Leibrandt (Continued)

Leibrandt's Career Record

Year	Club	W-L	ERA	G	GS	CG	SHO	SV	IP	H	R	ER	BB	SO
1978	Eugene	2-0	4.05	3	2	1	0	0	20.0	24	13	9	5	18
	Tampa	4-1	0.77	6	6	5	2	0	47.0	26	4	4	17	40
	Indianapolis	2-1	2.79	4	4	1	1	0	29.0	20	9	9	12	12
1979	Indianapolis	8-14	2.94	27	26	5	2	0	162.0	146	67	53	65	100
	Cincinnati	0-0	0.00	3	0	0	0	0	4.0	2	2	0	2	1
1980	Cincinnati	10-9	4.24	36	27	5	2	0	174.0	200	84	82	54	62
1981	Indianapolis	9-7	2.93	25	25	5	1	0	169.0	149	76	55	75	101
	Cincinnati	1-1	3.60	7	4	1	1	0	30.0	28	12	12	15	9
1982	Cincinnati	5-7	5.10	36	11	0	0	2	107.2	130	68	61	48	34
1983	Indianapolis	3-4	3.87	11	11	2	1	0	79.0	73	41	34	35	56
	Omaha	6-6	4.57	16	16	4	0	0	106.1	108	72	54	42	72
1984	Omaha	7-1	1.24	9	9	4	3	0	72.2	51	14	10	16	38
	Kansas City	11-7	3.63	23	23	0	0	0	143.2	158	65	58	38	53
1985	Kansas City	17-9	2.69	33	33	8	3	0	237.1	223	86	71	68	108
1986	Kansas City	14-11	4.09	35	34	8	1	0	231.1	238	112	105	63	108
1987	Kansas City	16-11	3.41	35	35	8	3	0	240.1	235	104	91	74	151
1988	Kansas City	13-12	3.19	35	35	7	2	0	243.0	244	98	86	62	125
1989	Kansas City	5-11	5.14	33	27	3	1	0	161.1	196	98	92	54	73
1990	Greenville	1-0	0.00	2	2	0	0	0	13.0	5	4	0	5	12
	ATLANTA	9-11	3.16	24	24	5	2	0	162.1	164	72	57	35	76
Minor Totals		45-34	2.94	103	101	27	10	0	698.0	602	300	228	272	449
A.L. Totals		76-61	3.60	194	187	34	10	0	1257.0	1294	563	503	359	618
N.L. Totals		25-28	3.99	106	66	11	5	2	478.0	524	238	212	154	182
Atlanta Totals		9-11	3.16	24	24	5	2	0	162.1	164	72	57	35	76
M.L. Totals		101-89	3.70	300	253	45	15	2	1735.0	1818	801	715	513	800

Leibrandt's Career Transactions

- Selected by Cincinnati in 9th round of 1978 June draft.
- Traded to Kansas City in exchange for Bob Tufts, June 7, 1983.
- Obtained by Braves from Kansas City, along with Rick Luecken, in exchange for Gerald Perry and Jim Lemasters, Dec. 15, 1989.

Leibrandt's Miscellaneous Statistics

Year	Club	GF	HR	IBB	HB	WP	BK	AB	R	H	2B	3B	HR	RBI	AVG.
1979	Cin.	1	0	0	0	0	0	0	0	0	0	0	0	0	.000
1980	Cin.	3	15	4	2	1	6	56	2	11	0	1	0	4	.196
1981	Cin.	0	0	2	0	0	0	8	0	0	0	0	0	0	.000
1982	Cin.	10	4	9	2	6	1	25	1	2	0	0	0	1	.080
1984	KC	0	11	2	3	5	1	—	—	—	—	—	—	—	—
1985	KC	0	17	3	2	4	3	—	—	—	—	—	—	—	—
1986	KC	0	18	0	4	2	1	—	—	—	—	—	—	—	—
1987	KC	0	23	2	1	9	3	—	—	—	—	—	—	—	—
1988	KC	0	20	3	4	10	4	—	—	—	—	—	—	—	—
1989	KC	3	13	4	2	9	2	—	—	—	—	—	—	—	—
1990	Atl.	0	9	3	4	4	3	50	2	9	0	0	0	3	.180
Totals		17	130	32	24	50	24	139	5	22	0	1	0	8	.158

Leibrandt's League Championship Record

Year	Club, Opp.	W-L	ERA	G	GS	CG	SHO	IP	H	R	ER	BB	KS
79	Cin. vs. Pit.	0-0	0.00	1	0	0	0	0.1	0	0	0	0	0
84	K.C. vs. Det.	0-1	1.13	1	1	1	0	8.0	3	1	1	4	6
85	K.C. vs. Tor.	1-2	5.28	3	2	0	0	15.1	17	9	9	4	6
L.C.S. Totals		1-3	3.80	5	3	1	0	23.2	20	10	10	8	12

Leibrandt (Continued)

Leibrandt's World Series Record

Year	Club, Opp.	W-L	ERA	G	GS	CG	SHO	IP	H	R	ER	BB	SO
85	K.C. vs. Stl	0-1	2.76	2	2	0	0	16.1	10	5	5	4	10.
W.S. Totals		0-1	2.76	2	2	0	0	16.1	10	5	5	4	10

<i>Leibrandt's M.L. Fielding</i>							
P							
Year	Pct.	G	PO	A	E	TC	DP
1979	1.000	3	1	0	0	4	1
1980	.938	36	10	35	3	48	3
1981	1.000	7	0	7	0	7	0
1982	.958	36	5	18	1	24	0
1984	.889	23	9	15	3	27	1
1985	.986	33	19	53	1	73	2
1986	.983	35	14	43	1	58	3
1987	.946	35	15	55	4	74	4
1988	.954	35	19	43	3	65	2
1989	.941	33	6	26	2	34	0
1990	1.000	24	10	28	0	38	2
Totals	.960	310	108	323	18	452	18

	1990 SEASON							CAREER						
	W-L-S	ERA	G	IP	H	ER	SO	W-L-S	ERA	G	IP	H	ER	SO
Season	9-11-0	3.16	24	162.1	164	57	76	101-89-1	3.55	300	1735.0	1818	715	800
Home	6-5-0	2.59	12	87.0	90	25	33	44-26-1	3.24	99	653.0	687	235	332
Road	3-6-0	3.82	12	75.1	74	32	43	41-45-0	3.82	119	766.1	771	325	396
Atl	—	—	—	—	—	—	—	2-1-0	2.81	6	32.0	25	10	12
Cin	1-0-0	1.69	2	16.0	13	3	5	1-0-0	1.69	2	16.0	13	3	5
Hou	2-3-0	4.06	5	31.0	35	14	19	4-5-0	3.76	14	81.1	89	34	42
LA	0-3-0	4.98	3	21.2	27	12	11	0-3-0	5.88	7	33.2	47	22	14
SD	1-1-0	0.86	3	21.0	16	2	10	5-4-0	2.82	18	95.1	97	30	33
SF	1-1-0	2.37	3	19.0	18	5	12	2-5-1	6.00	15	48.0	62	32	18
NL West	5-8-0	2.98	16	108.2	109	36	57	14-18-1	3.84	62	306.1	333	131	124
Chi	1-0-0	3.00	1	6.0	6	2	1	2-1-0	3.08	6	26.1	26	9	13
Mt.	1-1-0	5.11	2	12.1	16	7	7	2-2-1	3.86	7	25.2	25	11	10
NY	0-1-0	6.57	2	12.1	11	9	5	1-2-0	7.13	8	35.1	51	28	17
Pha	—	—	—	—	—	—	—	2-1-0	4.66	9	29.0	30	13	4
Pitt	1-1-0	1.93	2	14.0	12	3	5	1-1-0	2.08	6	21.2	20	5	7
StL	1-0-0	0.00	1	9.0	10	0	1	3-3-0	3.87	8	33.2	39	15	7
NL East	4-3-0	3.52	8	53.2	55	21	19	11-10-1	4.34	44	171.2	191	81	58
Pre-AS	3-1-0	3.42	7	52.2	55	20	19							
Post-AS	6-10-0	3.04	17	109.2	109	37	57							
April	—	—	—	—	—	—	—							
May	—	—	—	—	—	—	—							
June	3-1-0	2.72	6	46.1	48	14	16							
July	1-3-0	5.13	5	33.1	34	19	26							
Aug.	2-4-0	3.60	6	35.0	38	14	13							
Sept/Oct.	3-3-0	1.89	7	47.2	44	10	21							
Day	2-3-0	2.93	7	43.0	45	14	23							
Night	7-8-0	3.24	17	119.1	119	43	53							
Start	9-11-0	3.16	24	162.1	164	57	76							
Relief	—	—	—	—	—	—	—							

CAREER HIGHS

MOST STRIKEOUTS: 11, 7/31/88 at Balt.; LONGEST WINNING STREAK: 5G, 7/31-8/31/88; LONGEST LOSING STREAK: 5G, 4/6-5/14/88; LONGEST SCORELESS STREAK: 22.0 IP, 7/21-8/7/87; FEWEST HITS CG: 1, 5/16/89 vs. Mil.; LONGEST RELIEF APPEARANCE: 7.0 IP, 8/15/82 vs. StL.

Mark Lemke #20



POSITION: INF
BATS: S **THROWS:** R
HT: 5'9" **WT:** 167

OPENING DAY AGE: 25
BORN: August 13, 1965, at Utica, NY
RESIDES: Whitesboro, NY
M.L. SERVICE: 1 + 036
CONTRACT STATUS: Signed thru '91

ACQUIRED:—Was the Braves' 25th selection (27th round) in the 1983 June draft.

1990 SEASON:—Got out of gate slowly, hitting .171 in 35 games, before he was knocked out of action when he severely sprained his left ankle during a rain delay vs. Mtl. on May 28 ...Placed on D.L. next day, where he remained until July 17 when he was recalled from his Bradenton rehabilitation assignment ...Led a 24-hit attack at Chicago on Aug. 18 with a 5x6 performance ...The 5 hits for Lemke established a career high and was also a team high for Braves in '90 (Atlanta won, 17-6) ...From Aug. 18 through the end of the season, Lemke hit .322 (30x93) ...Hit .298 (17x57) with runners in scoring position, including 4x9 with runners on third and 3x6 with the bases loaded ...Swung a hot bat against RHP (13x36, .361BA) after Aug. 17 ...Went 10x30 (.333) vs. S.D., with 5 RBI.

PRO CAREER 1989:—Continued his climb through the Braves' organization with a strong season at AAA Richmond, leading the R-Braves in RBI (61) ...Ranked 5th among BASEBALL AMERICA's top ten prospects in the International League, and the top 2nd baseman ...Won the MVP award in the Triple A Alliance All-Star game, and received post-season All-Star honors in the I.L. ...Only R-Brave to play in every game (146) ...A switch hitter, Lemke batted .412 (7x17) from the right side after joining Atlanta, with 2 HR's and 8 RBI ...Played errorless ball in 14 games at 2B with Atlanta.

1988:—Hit .270 with 16 HR's, 80 RBI, 81 runs and 18 SB's in 143 games for Greenville, earning All-Star honors ...In fact, was runner-up for Player-of-the-Year in the Southern League ...Named recipient of Hank Aaron Award as top offensive player in Braves' minor league system ...BASEBALL AMERICA rated Lemke the 6th-best Major League prospect in the S.L. ...He batted .350 (7x20) vs. right-handers while with Atlanta.

1987:—Fashioned a solid season in his first taste of action at Class A Durham ...Earned Carolina League All-Star honors while leading the Bulls in doubles (28) and home runs (20) and tied for the lead in RBI's (68) ...Was also 2nd on the club in runs (75) and hits (143) ...Earned late-season promotion to AA Greenville on that effort.

1986:—Paced Class A Sumter in HR's (18) and was tied for the club lead in RBI's (66) ...Finished tied for 2nd in South Atlantic League in total bases (204), 4th in HR's and 5th in runs (99) ...Was the toughest player in league to strike out; fanned just 31 times in 448 AB's (once every 18 AB's) ...Earned S.A.L. All-Star honors.

1985:—Struggled in first season at Sumter, batting just .216 with 20 RBI's.

1984:—Earned Gulf Coast League All-Star honors ...Led league in AB's (243) and tied for league lead in games (63) ...Was 2nd in hits (67), 4th in total bases (87), 5th in runs scored (41) and T5th in walks (29) ...Also led G.C.L. second sackers in fielding pct. (.977), total chances (391), putouts (175), assists (175) and double plays (39)

Lemke (Continued)

1983:—Began pro career at Bradenton.

PERSONAL/MISC.:—Full name MARK ALLEN LEMKE ...Single ...Was a 1983 graduate of Notre Dame High School in Utica, NY, where he lettered in baseball and basketball ...He had originally signed a baseball letter of intent to Purdue University prior to signing with Braves.

Lemke's Career Record

Year	Club	AVG.	G	AB	R	H	2B	3B	HR	RBI	BB	SO	SB
1983	Bradenton	.263	53	209	37	55	6	0	0	19	30	19	10
1984	Anderson	.149	42	121	18	18	2	0	0	5	14	14	3
	Bradenton	.276	63	243	41	67	11	0	3	32	29	14	2
1985	Sumter	.216	90	231	25	50	6	0	0	20	34	22	2
1986	Sumter	.272	126	448	99	122	24	2	18	66	87	31	11
1987	Durham	.292	127	489	76	143	28	3	20	68	54	45	10
1988	Greenville	.270	143	567	81	153	29	4	16	80	52	92	18
	Atlanta	.224	16	58	8	13	4	0	0	2	4	5	0
1989	Richmond	.276	146	518	69	143	22	7	5	61	66	45	4
	ATLANTA	.182	14	55	4	10	2	1	2	10	5	7	0
1990	ATLANTA	.226	102	239	22	54	13	0	0	21	21	22	0
	Bradenton	.364	4	11	2	4	0	0	1	5	1	3	0
Minor Totals		.266	794	2837	448	755	128	16	63	356	367	285	60
A.L. Totals		—	—	—	—	—	—	—	—	—	—	—	—
N.L. Totals		.219	132	352	34	77	19	1	2	33	30	34	0
Atlanta Totals		.219	132	352	34	77	19	1	2	33	30	34	0
M.L. Totals		.219	132	352	34	77	19	1	2	33	30	34	0

Lemke's Career Transactions

—Was Braves' selection in the 27th round of the 1983 June draft.

—On disabled list May 30-July 17, 1990.

Lemke's N.L. Home Runs by Ballpark

at Atlanta	1	at Houston	0	at New York	0
at Chicago	0	at Los Angeles	0	at Philadelphia	0
at Cincinnati	0	at Montreal	0	at San Diego	1
at Pittsburgh	0	at San Francisco	0	at St. Louis	0

Lemke's Switch-Hitting

Year		AVG	AB	H	HR	RBI
1988	L	.350	20	7	0	1
	R	.158	38	6	0	1
1989	L	.079	38	3	0	2
	R	.412	17	7	2	8
1990	L	.197	142	28	0	10
	R	.268	97	26	0	11
Tot.	L	.190	200	38	0	13
	R	.250	152	39	2	20

Lemke (Continued)

<i>Lemke's M.L. Fielding</i>							
3B							
Year	Pct.	G	PO	A	E	TC	DP
1989	.962	50	65	166	9	240	28
1990	.989	45	21	72	1	94	7
Totals	.970	95	86	238	10	334	35
SS							
Year	Pct.	G	PO	A	E	TC	DP
1989	.962	50	65	166	9	240	28
1990	1.000	1	0	1	0	1	0
Totals	.963	51	65	167	9	241	28
2B							
Year	Pct.	G	PO	A	E	TC	DP
1988	.970	16	47	51	3	101	11
1989	.962	50	65	166	9	240	28
1990	.984	44	70	120	3	193	22
Totals	.983	74	142	211	6	359	40

Lemke's Detailed Hitting Statistics

	1990 SEASON						CAREER				
	AVG.	G	AB	H	HR	RBI	AVG.	AB	H	HR	RBI
Season	.226	102	239	54	0	21	.219	352	77	2	33
Home	.211	50	109	23	0	10	.218	179	39	1	18
Road	.238	52	130	31	0	11	.220	173	38	1	15
vs Atl	—	—	—	—	—	—	—	—	—	—	—
Cin	.375	8	16	6	0	2	.311	45	14	1	6
Hou	.206	13	34	7	0	3	.188	80	15	0	7
LA	.231	9	13	3	0	2	.133	30	4	0	2
SD	.333	11	30	10	0	5	.302	43	13	1	8
SF	.121	10	33	4	0	3	.171	41	7	0	4
NL West	.238	51	126	30	0	15	.222	239	53	2	27
vs Chi	.286	12	28	8	0	2	.286	28	8	0	2
Mtl	.250	2	4	1	0	0	.250	4	1	0	0
NY	.231	8	13	3	0	0	.231	13	3	0	0
Pha	.111	8	18	2	0	0	.111	18	2	0	0
Pit	.095	12	21	2	0	1	.095	21	2	0	1
StL	.276	9	29	8	0	3	.276	29	8	0	3
NL East	.212	51	113	24	0	6	.212	113	24	0	6
Pre-ASG	.171	35	76	13	0	6					
Post-ASG	.252	67	163	41	0	15					
In April	.167	14	30	5	0	4					
May	.174	21	46	8	0	2					
June	—	—	—	—	—	—					
July	.290	13	31	9	0	6					
Aug	.217	26	60	13	0	5					
Sept/Oct	.264	28	72	19	0	4					
Day	.234	25	64	15	0	8					
Night	.223	77	175	39	0	13					
Grass	.246	76	171	42	0	17					
Turf	.176	26	68	12	0	4					
vs RHP	.197	—	142	28	0	10					
vs LHP	.268	—	97	26	0	11					
P-Hitting	.133	—	15	2	0	2					

CAREER HIGHS

MOST HITS: 5, 8/18/90 at Chi.; MOST RBI: 4, 9/20/89 vs. Hou.; MOST HR: 1, 2 Times, Last: 9/23/89 vs. Cin.; MOST SB's: None
LONGEST HITTING STREAK: 3G, 6 Times, Last: 9/23-26/90.

Kelly Mann #38



POSITION: C
BATS: R **THROWS:** R
HT: 6'3" **WT:** 215

OPENING DAY AGE: 23
BORN: August 17, 1967, at
 Santa Monica, CA
RESIDES: Culver City, CA
M.L. SERVICE: 0 + 058
CONTRACT STATUS: Signed thru '91

ACQUIRED:—Obtained by the Braves from the Chicago Cubs Sept. 1, 1989, as the 2nd player-to-be-named later in the Aug. 24, 1989, trade that sent Paul Assenmacher to the Cubs (Pat Gomez was obtained from Chicago as the 1st player-to-be-named later on Aug. 31, 1989.)

1990 SEASON:—Brought up from AAA Richmond on Sept. 4, Mann saw action in 11 games, hitting .143 ...Powered 1st M.L. homer on Sept. 25 at Cin., off Norm Charlton ...Hit .316 in 50 G's at AA Greenville, and .202 in 63 G's at AAA Richmond.

PRO CAREER: 1989:—Before joining Braves, Mann spent season at AA Charlotte, where he shared Southern League All-Star honors with Greenville's Jimmy Kremers ...Went 3x3 vs. Greenville on June 17, and hit 9th inning, game-winning grand slam in 8-5 triumph over Huntsville Aug. 1 ...With Atlanta, Mann threw out 3 of 9 (33%) and gunned down 53 of 96 runners attempting to steal while at Charlotte (55%).

1988:—Named the 7th-best prospect in the Carolina League by BASEBALL AMERICA after hitting .274 in 94 G's for Winston-Salem and throwing out 29 of 86 baserunners (33.7%) ...BASEBALL AMERICA also tabbed Mann as the league's top defensive receiver and the catcher with the best arm ...Selected to the Carolina League All-Star team ...Promoted to AA Pittsfield in Aug., he nabbed 10 of 28 baserunners (35.7%) in 22 G's.

1987:—Hit .254 in 95 G's at Class A Peoria, leading Midwest League catchers by throwing out 43% of would-be base-stealers.

1986:—Led New York-Penn League in double plays by catchers with 7 ...Went 6x13 for Peoria after late-season promotion.

1985:—Began pro career at Wytheville.

PERSONAL/MISC.:—Full name KELLY JOHN MANN ...Single ...Was a 1985 graduate of Santa Monica (CA) High School, where he earned All-State and California Baseball Coaches Association All-State honors his senior year.

Mann's Career Record

Year	Club	AVG.	G	AB	R	H	2B	3B	HR	RBI	BB	SO	SB
1985	Wytheville	.200	26	75	6	15	3	0	1	10	6	21	0
1986	Geneva	.194	60	191	17	37	1	0	2	15	18	38	3
	Peoria	.462	3	13	4	6	2	0	0	4	0	1	0
1987	Peoria	.254	95	287	24	73	16	1	4	45	23	66	1
1988	W-Salem	.274	94	307	32	84	11	0	8	40	24	46	5
	Pittsfield	.196	22	51	7	10	3	0	0	3	3	14	0
1989	Charlotte	.246	117	345	37	85	14	1	8	56	33	60	1
	ATLANTA	.208	7	24	1	5	2	0	0	1	0	6	0
1990	Greenville	.316	50	155	25	49	13	0	7	27	32	22	6
	Richmond	.202	63	203	18	41	13	0	3	20	16	36	1
	ATLANTA	.143	11	28	2	4	1	0	1	2	0	6	0
Minor Totals		.246	530	1627	170	400	76	2	33	220	182	304	17
A.L. Totals		—	—	—	—	—	—	—	—	—	—	—	—
N.L. Totals		.173	18	52	3	9	3	0	1	3	0	12	0
Atlanta Totals		.173	18	52	3	9	3	0	1	3	0	12	0
M.L. Totals		.173	18	52	3	9	3	0	1	3	0	12	0

Mann (Continued)

Mann's Career Transactions

—Selected by the Chicago Cubs in 20th round of 1985 June draft.
 —Obtained by the Braves from Chicago Sept. 1, 1989, as the 2nd player-to-be-named later in the Aug. 24, 1989, trade that sent Paul Assenmacher to the Cubs (Pat Gomez was acquired as the 1st player-to-be-named later Aug. 24, 1989).

<i>Mann's M.L. Fielding</i>							
C							
Year	Pct.	G	PO	A	E	TC	DP
1989	1.000	7	48	5	0	53	0
1990	1.000	10	43	3	0	43	1
Totals	1.000	17	91	8	0	96	1

Mann's N.L. Home Runs by Ballpark

at Atlanta	0	at Houston	0	at New York	0
at Chicago	0	at Los Angeles	0	at Philadelphia	0
at Cincinnati	1	at Montreal	0	at San Diego	0
at Pittsburgh	0	at San Francisco	0	at St. Louis	0

Mann's Detailed Hitting Statistics

	1990 SEASON						CAREER				
	AVG.	G	AB	H	HR	RBI	AVG.	AB	H	HR	RBI
Season	.143	11	28	4	1	2	.173	52	9	1	3
Home	.000	3	6	0	0	0	.190	21	4	0	1
Road	.182	8	22	4	1	2	.161	31	5	1	2
vs Atl	—	—	—	—	—	—	—	—	—	—	—
Cin	.100	3	10	1	1	1	.118	17	2	1	2
Hou	.125	3	8	1	0	0	.091	11	1	0	0
LA	—	—	—	—	—	—	.429	7	3	0	0
SD	.000	2	1	0	0	0	.125	8	1	0	0
SF	.222	3	9	2	0	1	.222	9	2	0	1
NL West	.143	11	28	4	1	2	.173	52	9	1	3
vs Chi	—	—	—	—	—	—	—	—	—	—	—
Mtl	—	—	—	—	—	—	—	—	—	—	—
NY	—	—	—	—	—	—	—	—	—	—	—
Pha	—	—	—	—	—	—	—	—	—	—	—
Pit	—	—	—	—	—	—	—	—	—	—	—
StL	—	—	—	—	—	—	—	—	—	—	—
NL East	—	—	—	—	—	—	—	—	—	—	—
Pre-ASG	—	—	—	—	—	—	—	—	—	—	—
Post-ASG	.143	11	28	4	1	2	—	—	—	—	—
In April	—	—	—	—	—	—	—	—	—	—	—
May	—	—	—	—	—	—	—	—	—	—	—
June	—	—	—	—	—	—	—	—	—	—	—
July	—	—	—	—	—	—	—	—	—	—	—
Aug	—	—	—	—	—	—	—	—	—	—	—
Sept/Oct	.143	11	28	4	1	2	—	—	—	—	—
Day	.125	5	8	1	0	0	—	—	—	—	—
Night	.150	6	20	3	1	2	—	—	—	—	—
Grass	.133	7	15	2	0	1	—	—	—	—	—
Turf	.154	4	13	2	1	1	—	—	—	—	—
vs RHP	.167	—	18	3	0	1	—	—	—	—	—
vs LHP	.100	—	10	1	1	1	—	—	—	—	—
P-Hitting	.000	—	1	0	0	0	—	—	—	—	—

CAREER HIGHS

MOST HITS: 2, 10/2/90 at S.F.; MOST RBI: 1, 2 Times, Last: 10/2/90 at S.F.; MOST HR: 1, 9/25/90 at Cin.; MOST SB's: None; LONGEST HITTING STREAK: 2G, 9/17-24/90.

Paul Marak #34



POSITION: RHP
BATS: R **THROWS:** R
HT: 6'2" **WT:** 175

OPENING DAY AGE: 25
BORN: August 2, 1965, at
 Lakenheath, England
RESIDES: Alamogordo, NM
M.L. SERVICE: 0 + 033
CONTRACT STATUS: Signed thru '91

ACQUIRED:—Was the Braves' 11th selection in the 1985 January draft.

1990 SEASON:—Led International League with a 2.49 ERA while pitching for Richmond ...Went 8-6 with a 2.52 ERA and 5 CG's in 16 starts, and 1-2 with a 2.41 ERA in 16 relief appearances ...Recalled by Braves on Sept. 1, and made Major League debut that day vs. St. Louis ...Pitched effectively but received a ND in a 4-3 win (7.1IP, 8H, 2R, 2ER, 1BB, 1K) ...Tossed a 4-hit SHO vs. Houston on Sept. 23 for his only win (3BB, 1K) ...Followed that outing with another 8.0 innings of scoreless ball at Houston on Sept. 28 (4H, 2BB, 5K's), receiving ND in a 2-1 loss in 10 innings ...Eventually pitched 20.0 consecutive scoreless innings between Sept. 18-Oct. 2 ...Did not permit a run in 3 of his 7 starts with Atlanta.

PRO CAREER: 1989:—Finished 6th in Southern League with an ERA of 3.03 ...Ran up a 3-1 record in April, compiling a 2.05 ERA over 31 innings while allowing only 20 hits and striking out 18 ...Promoted to AAA Richmond near end of season, going 0-1 in 2 appearances.

1988:—Finished 11 innings short of qualifying for the Carolina League ERA title at 2.68 ...After working in relief most of season, Marak was given 7 starts and responded with 3 CG's; tossed a 5-hit SHO with 10 strikeouts against Prince William on Aug. 27 ...Went 4-2 as a starter with a 2.74 ERA and sported a 5-1 mark in August with a 1.84 ERA.

1987:—Tied for 9th in South Atlantic League and led Sumter staff with 12 wins ...Excelled in 6 late-season starts, going 3-0 with a 2.02 ERA ...Had outstanding month of May in relief (5-0, 0.65 ERA, 1 save).

1986:—Went 2-5 in 12 starts, and ranked 2nd on Idaho Falls' staff in strikeouts with 52.

1985:—Began pro career at Bradenton.

PERSONAL/MISC.:—Full name PAUL PATRICK MARAK ...Single ...1983 graduate of Alamogordo (N.M.) High School, where he played baseball, football and basketball ...Also played American Legion ball and was named the 1984 State Tournament MVP.

Marak's Career Record

Year	Club	W-L	ERA	G	GS	CG	SHO	SV	IP	H	R	ER	BB	SO
1985	Bradenton	2-6	5.57	12	12	0	0	0	63.0	80	58	39	36	33
1986	Idaho Falls	2-5	5.02	12	12	1	0	0	61.0	82	57	34	25	52
1987	Sumter	12-5	3.13	50	6	0	0	2	118.0	101	50	41	44	98
1988	Durham	7-4	2.68	32	7	3	1	0	101.0	90	40	30	33	84
	Greenville	0-0	10.47	12	0	0	0	0	16.0	25	19	19	11	9
1989	Greenville	8-7	3.03	43	14	0	0	5	122.0	102	53	41	47	81
	Richmond	0-1	9.00	2	1	0	0	0	4.0	8	4	4	4	2
1990	Richmond	9-8	2.49	32	16	5	0	0	148.0	130	49	41	50	75
	ATLANTA	1-2	3.69	7	7	1	1	0	39.0	39	16	16	19	15
Minor Totals		40-36	3.61	185	68	9	1	7	633.0	618	330	254	250	334
A.L. Totals		—	—	—	—	—	—	—	—	—	—	—	—	—
N.L. Totals		1-2	3.69	7	7	1	1	0	39.0	39	16	16	19	15
Atlanta Totals		1-2	3.69	7	7	1	1	0	39.0	39	16	16	19	15
M.L. Totals		1-2	3.69	7	7	1	1	0	39.0	39	16	16	19	15

Marak (Continued)

Marak's Career Transactions

—Braves' 11th selection in the 1985 January draft.

Marak's Miscellaneous Statistics

Year	Club	Pitching						Batting							
		GF	HR	IBB	HB	WP	BK	AB	R	H	2B	3B	HR	RBI	AVG.
1990	Atl.	—	2	3	3	2	0	11	1	1	0	0	0	0	.091
Totals		—	2	3	3	2	0	11	1	1	0	0	0	.091	

Marak's M.L. Fielding

P

Year	Pct.	G	PO	A	E	TC	DP
1990	1.000	7	6	9	0	15	1
Totals	1.000	7	6	9	0	15	1

Marak's Detailed Pitching Statistics

	1990 SEASON							CAREER						
	W-L-S	ERA	G	IP	H	ER	SO	W-L-S	ERA	G	IP	H	ER	SO
Season	1-2-0	3.69	7	39.0	39	16	15	1-2-0	3.69	7	39.0	39	16	15
Home	1-1-0	3.05	3	20.2	18	7	5	1-1-0	3.05	3	20.2	18	7	5
Road	0-1-0	4.42	4	18.1	21	9	10	0-1-0	4.42	4	18.1	21	9	10
Atl	—	—	—	—	—	—	—	—	—	—	—	—	—	—
Cin	—	—	—	—	—	—	—	—	—	—	—	—	—	—
Hou	1-0-0	0.00	2	17.0	8	0	6	1-0-0	0.00	2	17.0	8	0	6
LA	0-2-0	13.50	2	6.2	11	10	4	0-2-0	13.50	2	6.2	11	10	4
SD	—	—	—	—	—	—	—	—	—	—	—	—	—	—
SF	0-0-0	4.50	2	8.0	12	4	4	0-0-0	4.50	2	8.0	12	4	4
NL West	1-2-0	3.98	6	31.2	31	14	14	1-2-0	3.98	6	31.2	31	14	14
Chi	—	—	—	—	—	—	—	—	—	—	—	—	—	—
Mt.	—	—	—	—	—	—	—	—	—	—	—	—	—	—
NY	—	—	—	—	—	—	—	—	—	—	—	—	—	—
Pha	—	—	—	—	—	—	—	—	—	—	—	—	—	—
Pitt	—	—	—	—	—	—	—	—	—	—	—	—	—	—
StL	0-0-0	2.45	1	7.1	8	2	1	0-0-0	2.45	1	7.1	8	2	1
NL East	0-0-0	2.45	1	7.1	8	2	1	0-0-0	2.45	1	7.1	8	2	1
Pre-ASG	—	—	—	—	—	—	—	—	—	—	—	—	—	—
Post-ASG	1-2-0	3.69	7	39.0	39	16	15	—	—	—	—	—	—	—
April	—	—	—	—	—	—	—	—	—	—	—	—	—	—
May	—	—	—	—	—	—	—	—	—	—	—	—	—	—
June	—	—	—	—	—	—	—	—	—	—	—	—	—	—
July	—	—	—	—	—	—	—	—	—	—	—	—	—	—
Aug.	—	—	—	—	—	—	—	—	—	—	—	—	—	—
Sept./Oct.	1-2-0	3.69	7	39.0	39	16	15	—	—	—	—	—	—	—
Day	1-0-0	0.00	1	9.0	4	0	1	—	—	—	—	—	—	—
Night	0-2-0	4.80	6	30.0	35	16	14	—	—	—	—	—	—	—
Start	1-2-0	3.69	7	39.0	39	16	15	—	—	—	—	—	—	—
Relief	—	—	—	—	—	—	—	—	—	—	—	—	—	—

CAREER HIGHS

MOST STRIKEOUTS: 5, 9/28/90 vs. Hou.; LONGEST WINNING STREAK: 1G, 9/23-End of Season; LONGEST LOSING STREAK: 2G, 9/16-23/90; LONGEST SCORELESS STREAK: 21.2 IP, 9/18-10/2/90; FEWEST HITS CG: 4, 9/23/90 vs Hou.; LONGEST RELIEF APPEARANCE: None.

Oddibe McDowell #1



POSITION: OF
BATS: L **THROWS:** L
HT: 5'9" **WT:** 160

OPENING DAY AGE: 28
BORN: August 25, 1962, at
Hollywood, FL
RESIDES: Arlington, TX
M.L. SERVICE: 5 + 131
CONTRACT STATUS: Signed thru '91

ACQUIRED:—Acquired from the Cleveland Indians in exchange for OF Dion James on July 2, 1989.

1990 SEASON:—After opening season with a 7-game hitting streak (8x30, .267), McDowell fell into a 4x40 slide between April 18 - May 6 ...Bounced back to hit .311 over 41 games May 7 - June 30, raising his BA from .179 to .265 ...Hit .261 for season after May 6, including a .324 mark in June (24x74) ...Ranked 2nd on squad with 13 SB's (only 2 CS), and was successful in his last 10 attempts ...Swatted the 11th and 12th leadoff HR's of his career, May 1 vs. N.Y. and Sept. 5 at L.A. ...Placed 2nd on club with 7 pinch-hits ...Collected a single, double and a 3-run HR in the first two innings of Braves' 16-11 win at S.D. on June 1 ...Performed in the clutch, batting .340 (17x50) ...Also hit .333 (6x18) with runners on third ...Stung Giants' pitching (9x25, .360) and belted 2 HR's vs. Padres; McDowell has hit 5 of his 14 N.L. homers vs. S.D., batting .397 (31x78) vs. the Padres for his career.

PRO CAREER: 1989:—Became the Braves' starting CF and lead-off man after July 2 acquisition from Cleveland ...Responded to opportunity by hitting .304 in 76 games, while ranking 2nd on the squad with a .471 SLG% ...Compiled a career-high 14-game hitting streak Aug. 25-Sept. 8 (23x63, .365, 3HR's, 8RBI) ...Hit safely in 9 of 10 games July 24-Aug. 4 (15x39, .385) ...Had the third 2-HR game of his career Aug. 29 at Pitt. ...Led off 2 games with homers (Aug. 26 at Chi., and Sept. 4 vs. S.D.) ...Went 4x5 twice with Braves, both games at S.D. (Aug. 12 and Sept. 14) ...Swatted 2 PH homers in 1989; one at Min., June 20, off Jeff Reardon, and a 9th-inning, game-winning clout at Hou. Sept. 27 off Jim Clancy (Braves won, 5-4) ...Established a career-high with 3 SB's in 1 game, Aug. 18 vs. Pitt. ...Stole 27 bases for the season (15 for Atlanta) ...Hit .344 vs. righthanders (62x180) and .327 on grass (69x211) ...Had best success at plate vs. S.D. (21x43, .488, 3HR's, 7RBI), S.F. (12x33, .364), Chi. (10x28, .357) and Pha. (7x19, .368).

1988:—Hit only .205 in first 52 games before being optioned to AAA Oklahoma City on June 16 ...Went 20x70 (.286) in 18 games at AAA before being recalled by Cleveland on July 8 ...Hit .343 (34x99) in 1st 26 games after recall ...Final fielding percentage of .989 ranked 9th among A.L. outfielders.

1987:—Hit .241 in 128 games ...Led the A.L. with a 92.3 SB% (24 steals in 26 attempts) ...Began Texas' '87 season with a leadoff HR April 6 at Balt., off Mike Boddicker ...Hit 1st M.L. grand slam June 1, off Chicago's Joel Davis ...Sustained neck, right shoulder and rib injuries making a diving catch in game against Seattle ...Shoulder pain endured the rest of the season ...Did not commit an error for 89 G's, June 2-Sept. 30.

1986:—Established Texas record with 105 runs scored (8th in A.L.), while finishing in a tie for 6th in the loop with 33 steals ...Was one of only seven players in the Majors with at least 15 HR's and 30

McDowell (Continued)

steals ...Named the A.L. Player of the Week June 2-8 after batting .424 (10x24) over 6-game stretch.

1985:—Began pro career at AAA, hitting .400 (50x125) in 31 G's for Oklahoma City, earning a promotion to Texas on May 18 ...Hit 18 HR's and stole 25 bases to lead A.L. rookies ...Honored as the Rangers Rookie of the Year, and was selected to Topps and Baseball Digest M.L. Rookie All-Star teams ...Ranked 4th in balloting for BBWAA Rookie of the Year ...Had been in Majors for little over 2 months when he hit for the cycle vs. Clev. July 23, going 5x5 ...At age 22 yrs., 10 mo., McDowell was the youngest A.L. player to hit for cycle since Jim Fregosi did it at 22 yrs. and 3 mo. in 1964 ...McDowell collected 8 consecutive hits July 22-23 ...Recognized as the A.L. Player of the Week, June 22-28, after hitting .481 (13x27) with 7 RBI over 6 games ...Became the 1st A.L. rookie with at least 15 HR's and 20 SB's since Oakland's Mitchell Paige in 1977.

1984:—Selected by the Rangers in the 1st round of the '84 June draft ...Was scheduled to report to AA Tulsa after Summer Olympics, but suffered hairline fracture of left ring finger in fall at residence, which sidelined him for the season.

PERSONAL/MISC.:—Full name ODDIBE McDOWELL, JR. ...Married the former Sylvia Spanias ...One daughter: Melanie Nicole ...A 1980 graduate of McArthur High School (FL) where he was captain and MVP of baseball, football and wrestling teams in his senior year ...Was MVP of U.S. All-Star team that toured Japan after the '82 season ...Was 2-time 1st team All-America at Arizona St. Univ. in 1983-84 ...Honored with the U.S. Baseball Federation's Golden Spikes Award as the outstanding amateur baseball player in the country in 1984 ...Also selected as **BASBALL AMERICA's** and Collegiate Baseball's NCAA Player of the Year, on basis of stellar season of .405 BA, 23 HR's and 74 RBI in 74 games ...Named the 1984 co-MVP of the PAC-10 Conference with Mark McGwire of USC.

McDowell's Career Record

Year	Club	AVG.	G	AB	R	H	2B	3B	HR	RBI	BB	SO	SB
1985	Oklahoma City	.400	31	125	32	50	7	8	2	18	19	20	12
	Texas	.239	111	406	63	97	14	5	18	42	36	85	25
1986	Texas	.266	154	572	105	152	24	7	18	49	65	112	33
1987	Texas	.241	128	407	65	98	26	4	14	52	51	99	24
1988	Texas	.247	120	437	55	108	19	5	6	37	44	89	33
	Oklahoma City	.286	18	70	9	20	3	1	1	6	8	10	4
1989	Cleveland	.222	69	239	33	53	5	2	3	22	25	36	12
	ATLANTA	.304	76	280	56	85	18	4	7	24	27	37	15
1990	ATLANTA	.243	113	305	47	74	14	0	7	25	21	53	13
Minor Totals		.359	49	195	41	70	10	9	3	24	27	30	16
A.L. Totals		.246	582	2061	321	508	88	23	59	202	221	421	127
N.L. Totals		.272	189	585	103	159	32	4	14	49	48	90	28
Atlanta Totals		.272	189	585	103	159	32	4	14	49	48	90	28
M.L. Totals		.252	771	2646	424	667	120	27	73	251	269	511	155

McDowell's Career Transactions

—Selected by the Texas Rangers in the 1st round of the 1984 June draft.

—Traded to the Cleveland Indians, along with Pete O'Brien and Jerry Browne by the Rangers in exchange for Julio Franco on December 6, 1988.

—Traded from Cleveland to Atlanta in exchange for Dion James on July 2, 1989.

McDowell (Continued)

Year	Pct.	G	PO	A	E	TC	DP
1985	.993	103	282	9	2	293	2
1986	.991	148	325	13	3	341	3
1987	.989	125	263	5	3	271	1
1988	.989	113	267	2	3	272	1
1989	.978	68	179	2	4	185	0
1990	.971	72	134	2	4	140	0
Totals	.987	629	1450	33	19	1502	7

McDowell's N.L. Home Runs by Ballpark

at Atlanta	6	at Houston	1	at New York	0
at Chicago	1	at Los Angeles	1	at Philadelphia	0
at Cincinnati	0	at Montreal	0	at San Diego	3
at Pittsburgh	2	at San Francisco	0	at St. Louis	0

McDowell's Detailed Hitting Statistics

	1990 SEASON						CAREER				
	AVG.	G	AB	H	HR	RBI	AVG.	AB	H	HR	RBI
Season	.243	113	305	74	7	25	.252	2646	667	73	251
Home	.273	58	150	41	4	14	.268	1282	344	35	131
Road	.213	55	155	33	3	11	.237	1364	323	38	120
vs Atl	—	—	—	—	—	—	—	—	—	—	—
Cin	.214	10	28	6	1	4	.224	58	13	1	5
Hou	.235	13	34	8	0	0	.263	38	10	1	1
LA	.222	15	45	10	1	2	.237	59	14	1	2
SD	.286	14	35	10	2	4	.397	78	31	5	11
SF	.360	9	25	9	1	6	.362	58	21	1	8
NL West	.257	61	167	43	5	16	.306	291	89	9	27
vs Chi	.281	11	32	9	0	3	.317	60	19	1	5
Mtl	.278	11	36	10	0	3	.293	58	17	0	7
NY	.125	8	24	3	2	3	.143	56	8	2	3
Pha	.200	5	5	1	0	0	.333	24	8	0	1
Pit	.111	7	18	2	0	0	.209	43	9	2	5
StL	.261	10	23	6	0	0	.170	53	9	0	1
NL East	.225	52	138	31	2	9	.238	294	70	5	22
Pre-ASG	.256	62	199	51	5	23					
Post-ASG	.217	51	106	23	2	2					
In April	.191	12	47	9	1	6					
May	.254	23	67	17	2	7					
June	.300	23	70	21	2	9					
July	.231	16	39	9	0	1					
Aug	.244	22	49	11	1	1					
Sept/Oct	.212	17	33	7	1	1					
Day	.214	25	56	12	1	6					
Night	.249	88	249	62	6	19					
Grass	.248	87	230	57	7	23					
Turf	.227	26	75	17	0	2					
vs RHP	.263	—	266	70	7	24					
vs LHP	.103	—	39	4	0	1					
P-Hitting	.206	—	34	7	0	0					

McDOWELLS CAREER HIGHS

MOST HITS: 5, 7/23/85 vs. Clev.; MOST RBI: 5, 9/25/85 vs. Bos.; MOST HR: 2, 3 Times, Last, 8/29/89 at Pitt.; MOST SB's: 3, 8/18/89 vs. Pitt.; LONGEST HITTING STREAK: 14G, 8/25-9/8/89

Kent Mercker #50



POSITION: LHP
BATS: L **THROWS:** L
HT: 6'2" **WT:** 195

OPENING DAY AGE: 23
BORN: February 1, 1968, at
 Dublin, OH
RESIDES: Dublin, OH
M.L. SERVICE: 0 + 148
CONTRACT STATUS: Signed thru '91

ACQUIRED:—Was the Braves' 1st round selection (5th overall) in the 1986 June draft.

1990 SEASON:—Compiled solid rookie season after being recalled from AAA Richmond on June 28 ...Converted into a reliever by Braves, Mercker tied club record for most saves by a lefty Atlanta relief pitcher with 7 (set previously by Paul Assenmacher in 1986 and Mike Stanton in 1989) ...Recorded 7 saves in 10 opportunities ...Earned 1st M.L. win on July 7 vs. N.Y., and nailed down 1st M.L. save July 17 vs. Pha. ...Went 4-1 with 1 save in a 7-game stretch July 7-24, before dropping final 6 decisions ...Allowed only 6 ER's in first 28.0 IP (1.93 ERA in 18 G's through Aug. 15) ...Reeled off 4 saves in 5 appearances Aug. 22-Sept. 4.

PRO CAREER: 1989:—Voted 2nd-best prospect and top pitcher in the International League after impressive first season at AAA Richmond ...At age 21, Mercker led the I.L. in K's (144) while allowing only 107 hits in 168.2 IP ...Hurled 4 CG's in 27 starts at Richmond ...Named to '89 AAA All-Star team ...Called up to Atlanta on Sept. 6, and made his M.L. debut in relief on Sept. 22 vs. Cin (2.0IP, 4H, 3ER).

1988:—Shared Pitcher-of-the-Year honors in the Carolina League, where he was 11-4 with a 2.68 ERA for Durham ...Represented Durham in All-Star game ...His 159 K's (in 127.2 IP) were 3rd and his 6 CG's were 6th in the league ...Allowed just 102 hits ... Continued his strike-out and hits-per-inning success at Greenville (60K's, 36H, 48.1IP) ...Won the 2nd annual Phil Niekro Award as the outstanding pitcher in Braves' minor league system.

1987:—Missed nearly the whole season after suffering elbow injury in April and undergoing surgery in May.

1986:—T2nd on Bradenton staff with 4 wins, while posting 2.47 ERA.

PERSONAL/MISC.:—Full name KENT FRANKLIN MERCKER ...Single ...1986 graduate of Dublin (OH) High School, where he was named Central Ohio Player-of-the-Year three times.

Mercker's Career Record

Year Club	W-L	ERA	G	GS	CG	SHO	SV	IP	H	R	ER	BB	SO
1986 Bradenton	4-3	2.47	9	8	0	0	0	47.0	37	21	13	16	42
1987 Durham	0-1	5.40	3	3	0	0	0	12.0	11	8	7	6	14
1988 Durham	11-4	2.75	19	19	5	0	0	128.0	102	44	39	47	159
Greenville	3-1	3.35	9	9	0	0	0	48.0	36	20	18	26	60
1989 Richmond	9-12	3.20	27	27	4	0	0	168.2	107	66	60	95	144
ATLANTA	0-0	12.47	2	1	0	0	0	4.1	8	6	6	6	4
1990 Richmond	5-4	3.55	12	10	0	0	1	58.1	60	30	23	27	69
ATLANTA	4-7	3.17	36	0	0	0	7	48.1	43	22	17	24	39
Minor Totals	32-25	3.12	79	76	9	0	1	462.0	353	489	160	217	488
N.L. Totals	4-7	3.93	38	1	0	0	7	52.2	51	28	23	30	43
A.L. Totals	—	—	—	—	—	—	—	—	—	—	—	—	—
Atlanta Totals	4-7	3.93	38	1	0	0	7	52.2	51	28	23	30	43
M.L. Totals	4-7	3.93	38	1	0	0	7	52.2	51	28	23	30	43

Mercker (Continued)

Mercker's Career Transactions

—Selected by the Braves in the 1st round of the 1986 June draft.

Mercker's Miscellaneous Statistics

Year	Club	Pitching						Batting							
		GF	HR	IBB	HB	WP	BK	AB	R	H	2B	3B	HR	RBI	AVG.
1989	Atl.	1	0	0	0	0	0	1	0	0	0	0	0	0	.000
1990	Atl.	28	6	3	2	2	0	3	0	0	0	0	0	.000	
Totals		29	6	3	2	2	0	4	0	0	0	0	0	.000	

Mercker's M.L. Fielding

Year	Pct.	G	PO	A	E	TC	DP
1989	—	2	0	0	0	0	0
1990	.750	36	2	1	1	4	0
Totals	.750	38	2	1	1	4	0

Mercker's Detailed Pitching Statistics

	1990 SEASON							CAREER						
	W-L-S	ERA	G	IP	H	ER	SO	W-L-S	ERA	G	IP	H	ER	SO
Season	4-7-7	3.17	36	48.1	43	17	39	4-7-7	3.93	38	52.2	51	23	43
Home	3-2-5	2.53	16	21.1	20	6	16	3-2-5	3.47	17	23.1	24	9	17
Road	1-5-2	3.67	20	27.0	23	11	23	1-5-2	4.30	21	29.1	27	14	26
All	—	—	—	—	—	—	—	—	—	—	—	—	—	—
Cin	0-0-1	0.00	2	2.0	3	0	1	0-0-1	6.75	3	4.0	7	3	2
Hou	1-2-0	7.71	4	4.2	5	4	5	1-2-0	9.00	5	7.0	9	7	8
LA	0-0-1	2.57	5	7.0	5	2	8	0-0-1	2.57	5	7.0	5	2	8
SD	0-1-0	2.70	4	6.2	3	2	4	0-1-0	2.70	4	6.2	3	2	4
SF	0-1-1	4.91	3	3.2	6	2	1	0-1-1	4.91	3	3.2	6	2	1
NL West	1-4-3	3.75	18	24.0	22	10	19	1-4-3	5.08	20	28.1	30	16	23
Chi	0-1-0	18.00	1	1.0	2	2	0	0-1-0	18.00	1	1.0	2	2	0
Mt.	1-1-0	0.00	4	4.1	6	0	6	1-1-0	0.00	4	4.1	6	0	6
NY	2-0-0	0.00	4	6.0	3	0	2	2-0-0	0.00	4	6.0	3	0	2
Pha	0-0-1	8.10	2	3.1	4	3	3	0-0-1	8.10	2	3.1	4	3	3
Pitt	0-1-0	3.00	2	3.0	2	1	3	0-1-0	3.00	2	3.0	2	1	3
SIL	0-0-3	1.35	5	6.2	4	1	6	0-0-0	1.35	5	6.2	4	1	6
NL East	3-3-4	2.59	18	24.1	21	7	20	3-3-4	2.59	18	24.1	21	7	20
Pre-ASG	1-0-0	1.59	5	5.2	5	1	7							
Post-ASG	3-7-7	3.38	31	42.2	38	16	32							
April	—	—	—	—	—	—	—							
May	—	—	—	—	—	—	—							
June	0-0-0	—	1	0.0	1	0	0							
July	4-1-1	1.77	12	20.1	16	4	19							
Aug.	0-2-3	2.93	11	15.1	12	5	17							
Sept/Oct.	0-4-3	5.68	12	12.2	14	8	3							
Day	1-4-0	5.19	7	8.2	10	5	7							
Night	3-3-7	2.72	29	39.2	33	12	32							
Start	—	—	—	—	—	—	—							
Relief	4-7-7	3.17	36	48.1	43	17	39							

CAREER HIGHS

MOST STRIKEOUTS: 5, 7/27/90 at L.A.; LONGEST WINNING STREAK: 2G, 2 Times, Last: 7/22-24/90; LONGEST LOSING STREAK: 6G, 8/16/90 -To End of Season; LONGEST SCORELESS STREAK: 6.2 IP, 8/19-9/1/90; FEWEST HITS CG: None LONGEST RELIEF APPEARANCE: 3.0 IP, 7/27 at L.A.

Keith Mitchell #63



POSITION: OF
BATS: R **THROWS:** R
HT: 5'10" **WT:** 180

OPENING DAY AGE: 21
BORN: August 6, 1969 at
San Diego, CA
RESIDES: San Diego, CA
M.L. SERVICE: 0 + 000
CONTRACT STATUS: Signed thru '91

ACQUIRED:—Was the Braves 4th round selection in the 1987 June draft.

1990 SEASON:—Performed admirably at Class A Durham, finishing 2nd in the Carolina League with 92 BB's, and T3rd with 134 hits and 81 runs scored ...Hit .294 in 129 games ...Selected to the Carolina League All-Star team, and was the only Durham Bull to earn a spot on the post-season All-Star squad ...Named the TOPPS Player of the Month in May, and was recognized as the Batter of the Week, May 14-20.

PRO CAREER: 1989:—Hit .261 in 127 G's at Class A Burlington ...Led the squad in games (127) ...Led the Braves past Waterloo, 11-0 on May 31, going 3x4 with a pair of HR's (3-run and grand slam) and 7 RBI.

1988:—Struggled on the road, hitting only .198, but batted .301 at home ...Had 4-hit game vs. Savannah on April 10 ...Collected 3 2B's vs. Columbia on Aug. 26.

PERSONAL/MISC.:—Full name KEITH ALEXANDER MITCHELL ...Single ...1987 graduate of Lincoln High School in San Diego (CA), where he participated in football and was All-City, All-County and All-League in baseball.

Mitchell's Career Record

Year	Club	AVG.	G	AB	R	H	2B	3B	HR	RBI	BB	SO	SB
1987	Bradenton	.240	57	208	24	50	12	1	2	21	29	50	7
1988	Sumter	.249	98	341	35	85	16	1	5	33	41	50	9
1989	Burlington	.261	127	448	64	117	23	0	10	49	70	66	12
1990	Durham	.294	129	456	81	134	24	3	6	48	92	48	18
Minor Totals		.266	411	1453	204	386	75	5	23	151	232	214	46

Mitchell's Career Transactions

—Selected by the Braves in the 4th round of the 1987 June draft.

BRAVES BITS

DID YOU KNOW: . . . The club first became known as the Braves in 1911 when a New York politician bought the club and used the Tammany Hall Indian head as a logo.

Greg Olson #10



POSITION: C
BATS: R **THROWS:** R
HT: 6'0" **WT:** 200

OPENING DAY AGE: 30
BORN: September 6, 1960, at
Marshall, MN
RESIDES: Edina, MN
M.L. SERVICE: 1 + 013
CONTRACT STATUS: Signed thru '91

ACQUIRED:—Signed by the Braves as a six-year minor league free agent on November 6, 1989.

1990 SEASON:—Olson, who entered the 1990 campaign with 2 AB's in the Majors to show for eight years in professional ball, began season as catcher at AAA Richmond ...Three months later, with aid of some fortunate breaks, Olson found himself at Chicago's Wrigley Field as Braves' 1990 All-Star representative ...A 29-year-old rookie, Olson was sent to AAA after Braves acquired C Phil Lombardi from Mets just prior to opening day ...At that time, Atlanta also asked C John Russell, ranked ahead of Olson on the club's depth chart, to report to Richmond; he refused, and became a free agent ...Lombardi then suddenly retired the day before the start of regular season — with Russell gone, club plucked Olson off Richmond roster and handed him job of 3rd-string-catcher ...Slow starts by Davis and Whitt finally led club to give opportunity to Olson, who responded with All-Star caliber performance ...Made Braves debut on April 22 at Cin., and proceeded to hit .371 (13x53) over first 16 G's through May 17, capping off his hot streak with a 2-HR, 5-RBI performance May 17 vs. Pit., in Atlanta ...Fell into a 7x50 slump over next 15 G's, dropping his BA to .235 ...Caught fire again, batting .451 (23x51) in 15 G's June 6-24, raising his BA to .316 ...Included in that stretch was a grand slam at Cin. June 12 (1st G) ...Selected to All-Star team after reaching break with 6 HR's, 25 RBI and a .289 BA ...Became first Braves rookie to be selected to All-Star squad since Ron Reed in 1968 ...Mainly platooned in 2nd half, Olson batted .227 (30x132) in 44 G's after the break.

PRO CAREER: 1989—Hit .235 in 79 G's at AAA Portland ...Threw out 25 of 45 runners attempting to steal (56%) ...Called up by Twins for brief stint in late June-early July; after 8 seasons in minors, made M.L. debut on June 27 vs. Oak.

1988:—His .267 BA for AAA Tidewater ranked 9th in the International League ...Tossed out 39 base runners in 112 attempts (35%).

1987:—Hit .283 in 47 G's for Tidewater.

1986:—Began season at AA Jackson, and led Texas League receivers by taking part in 10 double plays ...Promoted to Tidewater late in year, batting .327 for the Tides in 19 G's.

1985:—In second full season in AA ball, Olson hit .270 in 69 G's.

1984:—Although he hit only .235 for Jackson, Olson struck out only 16 times in 234 AB's, an average of one every 14.6 AB's.

1983:—Topped all Carolina League catchers in games played (107), putouts (881), assists (82), total chances (973) and fielding percentage (.990).

1982:—Began his pro career at Class A Lynchburg.

PERSONAL/MISC.:—Full name GREGORY WILLIAM OLSON ...Married the former Lisa Fore ...One son, Ryan William ...Graduated from Edina East High School in 1979 ...As a senior third baseman, was baseball squad's team captain and MVP ...Was also All-State in baseball and All-State quarterback in football in senior year

Olson (Continued)

...Attended the University of Minnesota, where he became a catcher as a freshman ...Posted collegiate BA's of .370, .391 and .363 ...Received second-team All-America honors in 1981 and '82.

Olson's Career Record

Year	Club	AVG.	G	AB	R	H	2B	3B	HR	RBI	BB	SO	SB
1982	Lynchburg	.264	32	91	10	24	1	0	0	5	12	5	1
1983	Lynchburg	.230	107	318	56	73	7	0	0	22	54	36	0
1984	Jackson	.235	74	234	27	55	9	0	0	22	30	16	1
1985	Jackson	.270	69	211	21	57	7	0	1	32	23	20	1
1986	Jackson	.199	64	196	28	39	5	1	2	16	30	16	0
	Tidewater	.327	19	55	11	18	1	0	0	7	5	7	1
1987	Tidewater	.283	47	120	15	34	8	1	2	15	14	13	0
1988	Tidewater	.267	115	344	39	92	19	1	6	48	42	42	0
1989	Portland	.235	79	247	38	58	8	2	6	38	45	27	3
	Minnesota	.500	3	2	0	1	0	0	0	0	0	0	0
1990	Richmond	.000	3	7	0	0	0	0	0	0	0	0	0
	ATLANTA	.262	100	298	36	78	12	1	7	36	30	51	1
Minor Totals		.247	609	1823	245	450	65	5	17	205	255	182	7
A.L. Totals		.500	3	2	0	1	0	0	0	0	0	0	0
N.L. Totals		.262	100	298	36	78	12	1	7	36	30	51	1
Atlanta Totals		.262	100	298	36	78	12	1	7	36	30	51	1
M.L. Totals		.263	103	300	36	79	12	1	7	36	30	51	1

Olson's Career Transactions

—Selected by the New York Mets in the 7th round of the 1982 June draft.

—Signed by the Minnesota Twins as a free-agent November 30, 1988.

—Signed by the Braves as a six-year minor league free-agent November 6, 1989.

Olson's All-Star Game Record

Yr.	Club,	Site	AVG	G	AB	R	H	2B	3B	HR	RBI	BB	SO	SB
90	N.L./Chi	(NL)	.000	1	1	0	0	0	0	0	0	0	1	0
A.S.G. Totals			.000	1	1	0	0	0	0	0	0	0	1	0

Olson's M.L. Fielding

Year	Pct.	C					
		G	PO	A	E	TC	DP
1989	1.000	3	4	0	0	4	0
1990	.987	97	501	43	7	531	3
Totals	.987	100	505	43	7	535	3

Olson's N.L. Home Runs by Ballpark

at Atlanta	4	at Houston	0	at New York	0
at Chicago	1	at Los Angeles	0	at Philadelphia	1
at Cincinnati	1	at Montreal	0	at San Diego	0
at Pittsburgh	0	at San Francisco	0	at St. Louis	0

Olson (Continued)

Olson's Detailed Hitting Statistics

	1990 SEASON						CAREER				
	AVG.	G	AB	H	HR	RBI	AVG.	AB	H	HR	RBI
Season	.262	100	298	78	7	36	.263	300	79	7	36
Home	.285	50	151	43	4	21	.288	153	44	4	21
Road	.238	50	147	35	3	15	.238	147	35	3	15
vs Atl	—	—	—	—	—	—	—	—	—	—	—
Cin	.310	8	29	9	1	7	.310	29	9	1	7
Hou	.238	7	21	5	0	0	.238	21	5	0	0
LA	.167	11	30	5	1	3	.167	30	5	1	3
SD	.209	13	43	9	0	2	.209	43	9	0	2
SF	.393	8	28	11	0	3	.393	28	11	0	3
NL West	.258	47	151	39	2	15	.258	151	39	2	15
vs Chi	.500	7	16	8	1	4	.500	16	8	1	4
Mtl	.208	9	24	5	0	1	.208	24	5	0	1
NY	.190	8	21	4	0	0	.190	21	4	0	0
Pha	.231	12	39	9	1	6	.231	39	9	1	6
Pit	.313	9	32	10	3	10	.313	32	10	3	10
StL	.200	8	15	3	0	0	.200	15	3	0	0
NL East	.265	53	147	39	5	21	.265	147	39	5	21
Pre-ASG	.289	56	166	48	6	25					
Post-ASG	.227	44	132	30	1	11					
In April	.273	5	11	3	0	1					
May	.293	21	58	17	4	11					
June	.308	24	78	24	2	12					
July	.167	21	66	11	0	2					
Aug	.377	17	53	20	1	9					
Sept/Oct	.094	12	32	3	0	1					
Day	.279	23	68	19	1	7					
Night	.257	77	230	59	6	29					
Grass	.257	73	218	56	5	25					
Turf	.275	27	80	22	2	11					
vs RHP	.208	—	144	30	2	11					
vs LHP	.312	—	154	48	5	25					
P-Hitting	.111	—	9	1	0	2					

CAREER HIGHS

MOST HITS: 3, 6 Times, Last: 8/28/90 vs. Pit.; MOST RBI: 5, 5/17/90 vs. Pit.; MOST HR: 2, 5/17/90 vs. Pit., MOST SB's: 1, 7/23/90 vs. Hou.; LONGEST HITTING STREAK: 6G, 6/14-20/90.

BRAVES BITS

DID YOU KNOW: . . . Tommy McCarthy, a Braves outfielder at the turn of the century, was partly responsible for a rule change. It seems that McCarthy developed a habit of intentionally bobbling balls hit to him on a fly, bobbling them as he ran toward the infield, thus keeping runners on their bases. Because of him, the rule was changed so that runners could leave the base as soon as the outfielder touched the ball.

Jeff Parrett #49



POSITION: RHP
BATS: R **THROWS:** R
HT: 6'3" **WT:** 193

OPENING DAY AGE: 29
BORN: August 26, 1961, at
Indianapolis, IN
RESIDES: Lexington, KY
M.L. SERVICE: 4 + 024
CONTRACT STATUS: Signed thru '91

ACQUIRED:—Traded to the Braves, along with 2 players-to-be-named later, by the Philadelphia Phillies in exchange for Dale Murphy and 1 player-to-be-named later, Aug. 4, 1990. (Braves obtained Jim Vatcher and Victor Rosario from Philadelphia, and sent Tommy Greene to the Phillies as the players-to-be-named later.)

1990 SEASON:—Key acquisition in multi-player deal that sent Dale Murphy to Philadelphia on Aug. 4, Parrett showed marked improvement with Braves over season's final 2 months ...Held opponents to only 6 ERs in final 17 appearances (2.42 ERA in 22.1 IP), adding 1 win and 1 save ...Kept LH hitters in check after joining Atlanta, allowing only a .229 BA (11x48), while permitting only 1 ER in 10 road games (0.75 ERA in 12.0 IP) ...Made 1st M.L. start on July 3 vs. Braves, after 229 consecutive relief appearances ...Started 5 G's for Phillies, going 1-3 with a 4.44 ERA ...Pitched in 67 G's for Braves and Phillies, 5th in the N.L.

PRO CAREER 1989:—Tied for Phillies' staff lead with 12 victories; marked first time since Andy Karl in 1945 (9 wins) that a Phillies relief pitcher led or tied for team lead in wins ...Parrett led all N.L. relievers in wins, ranked 3rd in games (72) and strikeouts (98), and 4th in IP (105.2) ...His 72 appearances were the 4th-highest total ever for a Phillies pitcher, and his 105.2 IP was the 8th-highest total ever for a Philadelphia reliever ...Placed on D.L. April 29-May 21 after suffering a broken right hand incurred by a line drive hit by the Reds' Ron Oester on April 28 ...Allowed only 2 ER over 24 G's June 16-Aug. 3 (0.51 ERA in 35 IP) ...Parrett's ERA dropped to 2.17 entering Sept., but allowed 13 ER in final 14.2 IP ...Strung together a career-high 14.2 consecutive scoreless innings June 16-July 8 ...Proved unbeatable in Philadelphia (7-0, 2.22 ERA in 31 G's) ...Went a combined 7-2 in July and Aug., with a 1.03 ERA in 43.1 IP.

1988:—Turned in stellar performance, mainly in long relief ...Became only the 3rd Expos' reliever to win 10 or more games in a season ...Allowed only 66 H's in 91.2 IP ...Won all 8 extra-inning decisions ...Placed on D.L. July 16-Aug. 14 with a laceration of right index finger ...Injury took place during a batting practice bunt attempt.

1987:—Started campaign with Expos, but was assigned to Indianapolis after 2 weeks ...Tallied 9 saves and a 2.01 ERA in 20 G's at AAA before Expos recalled him on June 15 for rest of season ...Recorded 1st M.L. win at St. Louis on June 20, and picked up 1st M.L. save at Pitt. on June 23 ...In one stretch in early Aug., Parrett set down 24 consecutive batters.

1986:—Began the season with Montreal, earning a relief role in spring training, even though he hadn't played above Class A ball in his first 3 years in the minors ...Pitched in 12 G's for Expos, losing his only decision, before being sent to Indianapolis on June 12 for rest of season ...Struck out 76 in 69 IP at AAA.

Parrett (Continued)

1985:—Pitching for Class A Stockton, Parrett led the California League in ERA at 2.75, and T5th with 11 saves ...Tabbed by managers after season as California League's top prospect.

1984:—Converted into a reliever at Class A Beloit, striking out 95 in 91.2 IP.

1983:—Began pro career at Class A Paintsville and Beloit.

PERSONAL/MISC.:—Full name JEFFREY DALE PARRETT ...Married; wife's name is Debbie ...1979 graduate of Lafayette High School in Lexington, KY, where he played baseball, basketball and golf ...Attended the University of Kentucky, 1979-82 ...Played Little League and American Legion ball.

Parrett's Career Record

Year	Club	W-L	ERA	G	GS	CG	SHO	SV	IP	H	R	ER	BB	SO
1983	Paintsville	2-0	2.12	3	3	0	0	0	17.0	12	6	4	8	21
	Beloit	2-2	4.02	10	8	0	0	0	47.0	40	26	21	29	34
1984	Beloit	4-3	4.52	29	5	1	1	2	91.2	76	50	46	71	95
1985	Stockton	7-4	2.75	45	2	0	0	11	127.2	97	50	39	75	120
1986	Montreal	0-1	4.87	12	0	0	0	0	20.1	19	11	11	13	21
	Indianapolis	2-5	4.96	25	8	0	0	2	69.0	54	44	38	35	76
1987	Indianapolis	2-1	2.01	20	0	0	0	9	22.1	15	5	5	13	17
	Montreal	7-6	4.21	45	0	0	0	6	62.0	53	33	29	30	56
1988	Montreal	12-4	2.65	61	0	0	0	6	91.2	66	29	27	45	62
1989	Philadelphia	12-6	2.98	72	0	0	0	6	105.2	90	43	35	44	98
1990	Philadelphia	4-9	5.18	47	5	0	0	1	81.2	92	51	47	36	69
	ATLANTA	1-1	3.00	20	0	0	0	1	27.0	27	11	9	19	17
Minor Totals		19-15	3.68	132	26	1	1	24	374.2	294	181	153	231	363
A.L. Totals		—	—	—	—	—	—	—	—	—	—	—	—	—
N.L. Totals		36-27	3.66	257	5	0	0	20	388.1	347	178	158	187	323
Atlanta Totals		1-1	3.00	20	0	0	0	1	27.0	27	11	9	19	17
M.L. Totals		36-27	3.66	257	5	0	0	20	388.1	347	178	158	187	323

Parrett's Career Transactions

—Selected by Milwaukee in 9th round of free agent draft, June, 1983.

—Claimed by Montreal from Vancouver roster in Major League draft, December 10, 1985.

—Traded to Philadelphia with Floyd Youmans, December 6, 1988 for Kevin Gross.

—Traded to the Braves, along with 2 players-to-be-named later, by the Philadelphia Phillies in exchange for Dale Murphy and 1 player-to-be-named later, Aug. 4, 1990. (Braves obtained Jim Vatcher and Victor Rosario from Philadelphia, and sent Tommy Greene to the Phillies as the players-to-be-named later.)

Parrett's Miscellaneous Statistics

Year	Club	GF	HR	IBB	HB	WP	BK	AB	R	H	2B	3B	HR	RBI	AVG.
1986	Mtl.	6	3	0	0	2	0	2	0	1	0	0	0	0	.500
1987	Mtl.	26	8	4	0	6	1	5	0	0	0	0	0	0	.000
1988	Mtl.	34	8	9	1	4	1	0	0	0	0	0	0	0	—
1989	Pha.	34	6	13	0	7	3	5	0	0	0	0	0	0	.000
1990	Pha.-Atl.	19	11	10	2	5	1	11	0	1	0	0	0	0	.091
Totals		119	36	36	3	24	6	23	0	2	0	0	0	0	.087

Parrett (Continued)

<i>Parrett's M.L. Fielding</i>							
P							
Year	Pct.	G	PO	A	E	TC	DP
1986	1.000	12	1	2	0	3	1
1987	.857	45	3	9	2	14	1
1988	.941	61	7	9	1	17	0
1989	1.000	72	2	9	0	11	0
1990	.826	67	1	18	4	23	1
Totals	.897	257	14	47	7	68	3

Parrett's Detailed Pitching Statistics

1990 SEASON								CAREER							
	W-L-S	ERA	G	IP	H	ER	SO	W-L-S	ERA	G	IP	H	ER	SO	
Season	5-10-2	4.64	67	108.2	119	56	86	36-27-20	3.66	257	388.1	347	158	323	
Home	2-5-2	5.06	30	58.2	62	33	44	17-13-13	3.56	120	200.0	209	79	186	
Road	3-5-0	4.14	37	50.0	57	23	42	19-14-7	3.78	137	188.1	138	79	137	
Atl	3-0-0	0.82	5	11.0	11	1	10	6-1-3	1.41	20	32.0	22	5	31	
Cin	0-1-1	3.50	7	18.0	20	7	10	1-2-1	3.52	17	30.2	27	12	23	
Hou	0-1-0	9.90	5	10.0	12	11	12	4-3-1	5.28	17	30.2	37	18	27	
LA	0-0-0	4.32	6	8.1	5	4	4	4-1-1	2.92	17	24.2	16	8	15	
SD	1-2-0	8.00	8	9.0	10	8	5	1-6-2	4.12	26	39.1	38	18	31	
SF	0-0-0	0.00	5	6.2	6	0	5	0-0-0	4.26	20	25.1	19	12	23	
NL West	4-4-1	4.43	36	63.0	65	31	46	16-13-8	3.60	117	182.2	159	73	150	
Chi	0-3-0	9.58	9	10.1	21	11	9	4-4-2	4.29	28	35.2	32	17	28	
Mt.	0-2-0	6.00	3	3.0	4	2	4	1-3-0	7.27	13	17.1	28	14	15	
NY	0-1-0	4.00	4	9.0	8	4	5	1-1-1	4.43	27	40.2	37	20	42	
Pha	—	—	—	—	—	—	—	3-1-1	2.33	12	22.1	17	7	21	
Pitt	1-0-0	3.72	6	9.2	9	4	10	6-2-4	3.43	29	42.0	36	16	31	
StL	0-0-1	2.63	9	13.2	12	4	12	5-3-4	2.08	31	47.2	38	11	36	
NL East	1-6-1	4.93	31	45.2	54	25	40	20-14-12	3.72	140	205.2	188	85	173	
Pre-ASG	3-6-1	4.98	41	59.2	66	33	46								
Post-ASG	2-4-1	4.22	26	49.0	53	23	40								
April	1-2-1	4.50	12	18.0	24	9	13								
May	1-1-0	7.02	14	16.2	18	13	14								
June	0-3-0	4.80	13	15.0	14	8	13								
July	2-3-0	4.50	6	28.0	30	14	21								
Aug.	0-0-0	4.26	12	19.0	22	9	16								
Sept/Oct.	1-1-1	2.25	10	12.0	11	3	9								
Day	0-3-1	5.53	19	27.2	35	17	21								
Night	5-7-1	4.33	48	81.0	84	39	65								
Start	1-3-0	4.44	5	26.1	28	13	19								
Relief	4-7-2	4.70	62	82.1	91	43	67								

CAREER HIGHS

MOST STRIKEOUTS: 7, 7/15/90 at Hou.; LONGEST WINNING STREAK: 5G, 5/28-7/15/88; LONGEST LOSING STREAK: 4G, 5/28-7/3/90; LONGEST SCORELESS STREAK: 14.0 IP, 5/20-6/18/88; FEWEST HITS CG: None LONGEST RELIEF APPEARANCE: 6.1 IP, 7/15/90 at Hou.

BRAVES BITS

DID YOU KNOW: . . . Ted Turner is not the first Southerner to own the Braves. The Dovey brothers from South Carolina owned them from 1906 through 1909. The team was called the Doves.

Terry Pendleton #9



POSITION: INF
BATS: S **THROWS:** R
HT: 5'9" **WT:** 195

OPENING DAY AGE: 30
BORN: July 16, 1960, at
Los Angeles, CA
RESIDES: Oxnard, CA
M.L. SERVICE: 6 + 075
CONTRACT STATUS: Signed thru '94

ACQUIRED:—Signed by the Braves as a free agent from the St. Louis Cardinals on December 12, 1990.

1990 SEASON:—The Cardinals' switching of Todd Zeile to third base in early September left Pendleton on bench for balance of season, except for one start and three pinch-hit appearances ...Campaign was also interrupted when he pulled left hamstring on April 23 vs. Pitt. ...Placed on D.L. April 24-May 9 ...Hit safely in 13 of 14 games May 29-June 12 (17x54, .315, 2HR's 12RBI) ...Collected a career-high 5 hits vs. N.Y. on June 26 (went 11x19, .579, June 23-26) ...Cards were victorious in 31 of the 39 games in which Pendleton had an RBI ...Moved into third-place on St. Louis' all-time list for third baseman with 908 games ...Drove in at least 1 run in 6 consecutive games, June 1-6 (8 RBI), 4 games short of the club record held by current N.L. President Bill White ...Of Pendleton's 58 RBI in 1990, 23 (40%) came in June.

PRO CAREER 1989:—Set or tied his career-high for games (162), at-bats (613), runs (83), triples (5) and home runs (13) ...Broke from gate in good form, establishing a personal high for RBI in April with 13 ...Registered 10 assists on June 28 vs. Pha., one short of the M.L. record for third basemen ...Went 11x24 (.458) with 2 HR's and 7 RBI July 3-9 ...Hit safely in 7 straight games (14x28, 10RBI) July 5-14 ...Did not commit an error over 40 consecutive games May 30-July 17 ...Best month of campaign came in July (32x100, .320) ...Of his 29 hits in Aug., 13 went for extra bases (44%) ...His 5 HR's in Aug. were his single-month career high ...Hit at a .400 clip (10x25) Sept. 4-10 ...Belted his personal-best 13th HR Sept. 8 at Chi. in an 11-8 Cards victory ...Struck again for another .400 week (10x25) Sept. 18-24 ...Awarded Rawlings Gold Glove for 2nd time in his career ...Was the leader among N.L. third basemen in fielding percentage (career-high, .971), games (161), assists (392) and total chances (520) ...Tabbed by BASEBALL AMERICA as top defensive third baseman in N.L.

1988:—Injuries limited Pendleton to a career-low 110 games ...Arm problems in spring training led to difficulty in throwing early in the season, making half of his 12 errors in April ...Weathered a slow start at the plate before turning in a Player of the Week performance May 9-15 (13x30, .433, 9 RBI) ...Slowed by a pulled right hamstring May 14 ...Utilized as a pinch-hitter while recovering from leg woes ..Returned as a starter on May 27, but in first game back suffered another hamstring pull in same leg ...Placed on D.L. May 28-June 24 ...Closed out month of May batting .375 (21x56) with 7 2B's and 12 RBI ...Struggled upon his return, hitting only .230 from June 24-Aug. 31 ...Batting eye was beginning to return in Sept. (.278 in 11 games), before having season come to an abrupt halt when he tore cartilage in his left knee Sept. 12 at Mon. ...Played 39 straight errorless games July 1-Aug. 16 ...Hit .328 vs. LHP ...Matched career-highs with 4 RBI vs. S.F. on July 21 and 4 hits vs. Cin. Aug. 19.

Pendleton (Continued)

1987:—Turned in stellar year, winning his first Gold Glove Award, and collecting 96 RBI, his all-time best ...His 96 RBI were the most by a Cardinal third baseman since Joe Torre drove in 137 in his 1971 MVP season ...Went on a tear in May, compiling a career-high 19-game hitting streak May 4-26 (30x76, .395) ...Marked longest hitting skein by a Cardinal since Willie McGee enjoyed a 19-game streak in 1983 ...Pendleton's bat sizzled on the road, as he hit in 28 consecutive games away from St. Louis during late May and early June ...Hit .307 over entire campaign on the road ...Stroked his 500th career hit on Aug. 28 vs. Atlanta ...Had 46 multiple-hit games, including 3 4-hit performances ...Became the first St. Louis third baseman to win the Gold Glove award since Ken Reitz in 1975 ...Finished first among N.L. third basemen in total chances (512), assists (369) and games (158) ...T2nd in the N.L. with 9 sacrifice flies ...His base hit in the 6th inning of Game 1 of the N.L.C.S. vs. S.F. ignited the Cards' 5-3 triumph ...Suffered sprained ankle in off-day workout prior to Game 3, causing him to miss contest ...Returned to action for Game 4 ...Encountered more physical problems in Game 7, when he pulled muscles in his left side while advancing from first to third ...Injury limited Pendleton to pinch-hit and D.H. duty from the left side in the World Series vs. Min. ...Went 3x7 (.429) in the Series, with 1 RBI.

1986:—Made name for himself as one of elite defensive third basemen in N.L. ...Was tops at his position in games (156), putouts (133), assists (371), total chances (524) and double plays (36) ...His 371 assists set a new record for Cardinal third basemen (went on to break his own record with 392 assists in 1989) ...Appeared in 157 of first 158 games ...Hamstring injury which occurred before the game of May 25 at Atl. caused him to end his consecutive games played streak at 127 ...Put together a 10-game hitting streak July 26-Aug. 5 (16x40, .400) ...Recorded 2 4-hit games, Aug. 8 vs. Pitt. and Sept. 3 at Atl. ...Swiped 24 bases in 30 attempts (80%).

1985:—Posted 69 RBI in first full M.L. season ...Hit first M.L. grand slam on April 21 vs. Pitt., and added another on June 9 at N.Y. (game 2), an inside-the-parker ...Suffered a pulled left hamstring on June 14 at Chi., placed on D.L. June 15-30 ...Drove in four runs in six games of the 1985 N.L.C.S. vs L.A. ...Had 6 hits in 23 AB's in 1985 World Series vs. K.C. ...In Game 2 he lined a 2-out, bases loaded double in the 9th inning to drive in 3 runs and rally the Cards to a 4-2 victory.

1984:—Purchased by Cardinals from Louisville on July 18, and broke in with a flourish, going 3x5 in his M.L. debut vs. S.F. ...Went on a batting tear that brought him Player of the Week honors for week of July 30-Aug. 5, hitting .444 (12x27), with 6 runs scored, 4 RBI and 4 SB's in 4 attempts ...Struck for 2 4-hit games, July 27 at Pitt. and Sept. 20 vs. Mon. ...Recorded the longest hitting streak by a Cardinal in 1984 when he hit in 14 straight games, Aug. 31-Sept. 12 ...Belted first M.L. homer off the Reds' Mario Soto, Aug. 22 at Cin. ...Swiped his 20th base on the final day of the season, becoming the 5th Cardinal to reach that mark in 1984 ...Pendleton's final BA of .324 was the 11th best average ever compiled by a St. Louis rookie.

1983:—Hit .276 in 48 games for AA Arkansas ...Out of action majority of season with fractured right wrist ...Name to the Texas League All-Star team.

1982:—Began pro career at Johnson City (Rookie) and St. Petersburg (A).

PERSONAL/MISC.:—Full name TERRY LEE PENDLETON ...Married the former Catherine Grindulo Marquez (10/27/84) ...A 1978 graduate of Channel Island High School in Oxnard, CA, where he lettered in baseball (All-League, MVP, All C.I.F., Southern Sectional), football and basketball ...Attended Oxnard J.C. for two years and Fresno St. (CA) University for two years, majoring in Physical Education ...Batted .397 with 12 HR's and 65 RBI in his senior year at Fresno St. ...Named to third team All-America ...Is a volunteer for Big Brothers, United Way and the Boys Club.

Pendleton (Continued)

Pendleton's Career Record

Year	Club	AVG.	G	AB	R	H	2B	3B	HR	RBI	BB	SO	SB
1982	Johnson City	.321	43	181	38	58	14	4	4	27	12	28	13
	St. Petersburg	.261	20	69	4	18	2	1	1	7	2	18	1
1983	Arkansas	.276	48	185	29	51	10	3	4	20	9	26	7
1984	Louisville	.297	91	330	52	98	23	5	4	44	24	51	6
	St. Louis	.324	67	262	37	85	16	3	1	33	16	32	20
1985	St. Louis	.240	149	559	56	134	16	3	5	69	37	75	17
1986	St. Louis	.239	159	578	56	138	26	5	1	59	34	59	24
1987	St. Louis	.286	159	583	82	167	29	4	12	96	70	74	19
1988	St. Louis	.253	110	391	44	99	20	2	6	53	21	51	3
1989	St. Louis	.264	162	613	83	162	28	5	13	74	44	81	9
1990	St. Louis	.230	121	447	46	103	20	2	6	58	30	58	7
Minor Totals		.294	202	765	123	225	49	13	13	98	47	123	27
A.L. Totals		—	—	—	—	—	—	—	—	—	—	—	—
N.L. Totals		.259	927	3433	404	888	155	24	44	442	252	430	99
Atlanta Totals		—	—	—	—	—	—	—	—	—	—	—	—
M.L. Totals		.259	927	3433	404	888	155	24	44	442	252	430	99

Pendleton's Career Transactions

—Selected by St. Louis in the 7th round of the 1982 June free-agent draft.

—Signed by the Braves as a free agent on December 12, 1990.

Pendleton's N.L. Home Runs by Ballpark

at Atlanta	0	at Houston	3	at New York	4
at Chicago	4	at Los Angeles	2	at Philadelphia	5
at Cincinnati	2	at Montreal	2	at San Diego	1
at Pittsburgh	1	at San Francisco	2	at St. Louis	18

Pendleton's M.L. Fielding

3B

Year	Pct.	G	PO	A	E	TC	DP
1984	.943	66	59	155	13	227	10
1985	.965	149	129	361	18	508	26
1986	.962	156	133	371	20	524	36
1987	.949	158	117	369	26	512	27
1988	.963	101	75	241	12	328	13
1989	.971	161	113	392	15	520	25
1990	.947	117	91	248	19	358	18
Totals	.959	908	717	2137	123	2977	15

Pendleton's League Championship Record

Yr.	Club,	Opp	AVG	G	AB	R	H	2B	3B	HR	RBI	BB	SO	SB
85	StL.	vs. L.A.	.208	6	24	2	5	1	0	0	4	1	3	0
87	StL.	vs. S.F.	.211	6	19	3	4	0	1	0	1	0	6	0
L.C.S. Totals			.209	12	43	5	9	1	1	0	5	1	9	0

Pendleton (Continued)

Pendleton's World Series Record

Yr.	Club,	Opp	AVG	G	AB	R	H	2B	3B	HR	RBI	BB	SO	SB
85	StL.	vs. K.C.	.261	7	23	3	6	1	1	0	3	3	2	0
87	StL.	vs. Min.	.429	3	7	2	3	0	0	0	1	1	1	2
World Series Totals			.300	10	30	5	9	1	1	0	4	4	3	2

Pendleton's Detailed Hitting Statistics

1990 SEASON							CAREER				
	AVG.	G	AB	H	HR	RBI	AVG.	AB	H	HR	RBI
Season	.230	121	447	103	6	58	.259	3433	888	44	442
Home	.243	67	251	61	6	32	.264	1751	463	25	231
Road	.214	54	196	42	0	26	.253	1682	425	19	211
vs Atl	.278	11	36	10	1	8	.276	275	76	2	42
Cin	.259	7	27	7	0	2	.265	268	71	2	42
Hou	.220	11	41	9	1	3	.227	256	58	4	31
LA	.194	9	31	6	0	1	.227	264	60	3	38
SD	.200	10	40	8	1	4	.279	258	72	2	27
SF	.105	9	38	4	0	1	.274	259	71	7	35
NL West	.207	57	213	44	3	19	.258	1580	408	20	215
vs Chi	.255	12	47	12	0	13	.268	340	91	8	43
Mtl	.282	12	39	11	1	6	.251	370	93	2	40
NY	.283	16	60	17	0	8	.250	384	96	5	36
Pha	.196	12	51	10	2	7	.253	375	95	6	57
Pit	.243	5	15	4	0	0	.273	384	105	3	51
STL	—	—	—	—	—	—	—	—	—	—	—
NL East	.255	64	234	59	3	39	.259	1853	480	24	227
Pre-ASG	.286	51	168	48	4	17					
Post-ASG	.198	50	177	35	1	13					
In April	.231	14	52	12	0	8					
May	.231	21	78	18	2	13					
June	.299	28	107	32	3	23					
July	.127	27	102	13	1	6					
Aug	.241	23	87	21	0	7					
Sept/Oct	.333	8	21	7	0	1					
Day	.273	33	132	36	2	20					
Night	.213	8	315	67	4	38					
Grass	.219	29	105	23	0	16					
Turf	.234	92	342	80	6	42					
vs RHP	.242	—	289	70	2	35					
vs LHP	.209	—	158	33	4	23					
P-Hitting	.600	—	5	3	0	4					

CAREER HIGHS

MOST HITS: 5, 6/26/90 vs. N.Y.; MOST RBI: 4, 5 Times, Last, 6/23/90 at Chi.; MOST HR: 1, Many Times, Last, 7/19/90 vs. S.D.; MOST SB's: 2, 4 Times, Last, 4/27/86 vs. N.Y.; LONGEST HITTING STREAK: 19 G, 5/4-5/26/87.

Pendleton Switch-Hitting

Year		AVG	AB	H	HR	RBI
1984	L	.358	173	62	1	26
	R	.258	89	23	0	7
1985	L	.244	389	95	3	48
	R	.229	170	39	2	21
1986	L	.220	368	81	1	32
	R	.271	210	57	0	27
1987	L	.259	375	97	8	58
	R	.337	208	70	4	38

Pendleton (Continued)

Year		AVG	AB	H	HR	RBI
1988	L	.221	272	60	5	27
	R	.328	119	39	1	26
1989	L	.254	366	93	11	54
	R	.279	247	69	2	20
1990	L	.242	289	70	2	35
	R	.209	158	33	4	23
Tot.	L	.250	2232	558	31	280
	R	.275	1201	330	13	162

Ben Rivera #51



POSITION: RHP
BATS: R **THROWS:** R
HT: 6'6" **WT:** 210

OPENING DAY AGE: 22
BORN: July 11, 1969, at
 San Pedro DeMacoris, D.R.
RESIDES: San Pedro DeMacoris, D.R.
M.L. SERVICE: 0 + 000
CONTRACT STATUS: Signed thru '91

ACQUIRED:—Signed by the Braves as a free agent on November 15, 1985.

1990 SEASON:—Spent first half of season at AA Greenville, winning only 1 of 13 starts, before being assigned to Class A Durham on June 18 ...Went 5-3 at Durham in 16 games; his 3.60 ERA was significantly better than his 4.49 ERA at Durham in 1989.

PRO CAREER 1989:—Had season marred by two bouts with tendinitis ...First sidelined May 3-15 and later missed action June 27-July 16 ...Best start of season came on April 20 vs. Kinston (ND, 6.0IP, 1H, 1R, 1ER, 2BB, 1K).

1988:—Spent whole year at Class A Sumter ...Led team in IP (173.1) and was T1st in starts (27) and T2nd in wins (9) ...Allowed 167 H's and has a 3.22 ERA.

1987:—Was only 1-5, but had 3.26 ERA for Bradenton of the Rookie Gulf Coast League.

1986:—Played in Dominican summer league.

PERSONAL/MISC.:—Full name Bienvenido Rivera ...Single.

Rivera's Career Record

Year	Club	W-L	ERA	G	GS	CG	SHO	SV	IP	H	R	ER	BB	SO
1987	Bradenton	1-5	3.26	16	5	0	0	0	50.0	55	26	18	19	29
1988	Sumter	9-11	3.22	27	27	3	2	0	173.1	167	78	62	52	99
1989	Durham	5-7	4.49	23	22	1	0	0	102.1	113	55	51	51	58
1990	Durham	5-3	3.60	16	13	1	1	1	75.0	69	41	30	33	64
	Greenville	1-4	6.58	13	13	0	0	0	52.0	68	40	38	26	32
Minor Totals		21-30	3.96	95	80	5	3	1	452.2	472	240	199	181	282

Rivera's Career Transactions

—Signed by the Braves as a free agent on November 15, 1985.

Lonnie Smith #27



POSITION: OF
BATS: R **THROWS:** R
HT: 5'9" **WT:** 190

OPENING DAY AGE: 35
BORN: December 22, 1955, at
Chicago, IL
RESIDES: Atlanta, GA
M.L. SERVICE: 10 + 059
CONTRACT STATUS: Signed thru '91

ACQUIRED:—Signed by the Braves as a minor league free agent on March 9, 1988.

1990 SEASON:—Overcame a slow start to post his 2nd consecutive .300+ campaign ... A 21x101 start left Smith's BA at .208 after 31 games through May 24 ...From thereon, he hit .332 to lift his final BA 97 points to .305 ...Smith became the 2nd Atlanta Brave to ever post back-to-back .300 seasons (first was Ralph Garr in 1971-'72), and only the 3rd LF in franchise history to accomplish the feat (Garr and Ed Brown, 1926, '27) ...Smith became the 13th Brave since 1900 to hit .300 in consecutive seasons ...One year after leading the N.L. in OB%, Smith checked in at 8th in the loop with a .384 OB% ...He also set a career high with 9 3B's, T3rd in the N.L. ...By grounding into only 2 DP's in 466 AB's, Smith had the best GIDP ratio in the league at 1 per every 233 AB's ...He fashioned hitting streaks of 10 G's (12x40, .300, July 19-28), 9 G's (13x34, .382, Aug. 11-20) and 8 G's (12x34, .353, June 8-16 and 14x31, .452, Aug. 30-Sept. 8) ...After basically moving to the leadoff spot on June 3, Smith hit safely in 65 of his last 82 G's (107x317, .338) ...In a sizzling 2-month stretch between July 8-Sept. 8, Smith hit in 41 of 50 G's (65x182, .357) with a .431 OB% ...Recorded 1 4-hit game in '90, going 4x4 vs. Pha. on July 17 ...Collected 8 hits in 24 AB's with runners on third ...Hit .325 in day games ...Best production came vs. Padres (19x49, .388), Mets (11x30, .367) and Phils (14x42, .333).

PRO CAREER 1989:—Named N.L.'s Comeback-Player-of-the-Year by The Sporting News, Smith could not find a team willing to sign him as late as March of 1988 ...MVP performance in Puerto Rican Winter League (.366BA, 28 steals in 60G's) served as harbinger for Smith's '89 campaign ...At the age of 33, established career highs with 21 HR's and 79 RBI (previous highs were 8HR's, 69RBI) ...Also swiped 25 bases, enabling him to become the 4th 20-20 man in Atlanta Braves' history (previously accomplished by Hank Aaron in '66 and '68, Dusty Baker in '73 and Dale Murphy in '82 and '83) ...Led the N.L. in BA with runners in scoring position at .427 (41x96) ...Hit .500 (23x46) with RISP after July 27 ...Also led the N.L. in OB% at .415, the first Brave to lead the loop in that category since it became an official statistic in 1984 ...He also finished 3rd in the N.L. batting race at .315, the highest ranking for a Brave since Ralph Garr led the N.L. with a .353 in '74 ...His .315 BA was the highest for a Braves' regular since Willie Montanez hit .321 in '76 ...Smith, who made 54 errors in his 5 previous M.L. seasons as a starter ('82-'86), finished 3rd among N.L. outfielders in '89 with a .993 percentage, committing only 2 errors all season ...In Smith's prior 4 full N.L. seasons ('82-'84, '89), he finished 2nd ('82), 4th ('83) and 3rd ('89) in the league batting race ...Despite missing 27 G's, Smith ranked among the N.L. leaders in 7 categories; 1st in OB% (.415), 3rd in BA (.315), 5th in SLG% (.533), T7th in doubles (34), 8th in TB's (257) and T8th with 46 multi-hit games and 59 extra base hits ...Smith and Will Clark were the only 2 Major Leaguers in '89 to have .300+ BA, .400+ OB% and .500+ SLG% ...Smith was hit by a pitch 11 times, T3rd in the N.L. ...It was the

Smith (Continued)

most a Brave had been plunked since Felipe Alou was hit 12 times in '66 ...Smith became the first Brave other than Dale Murphy to lead the club in HR's since 1981 (when Bob Horner hit 15) ...Scored 5 runs vs. Mtl. on May 6, 1 shy of the M.L. record ...Reached base in 10 consecutive plate appearances via hit or walk May 5-7 (7 walks, single, triple and homer) ...After beginning the year 0x7, Smith hit .364 (44x121) in 33 G's April 6-May 13 ...His .344 BA on May 13 was his high mark of the season ...Was batting .324 when he hyperextended his right ankle pursuing a foul ball by the Cards' Terry Pendleton; placed on 15-day D.L. May 22 and missed 20 G's ...Racked up 10 H's in 16 AB's (.625), June 21-25 ...Had a 4-hit game on June 23 vs. Hou., his first 4-hit contest since July 26, '87 vs. Balt. ...Did not go 3 games in a row without a hit until Aug. 11-12 (1DH), and had only 3 3-game dry spells all season ...Drove in at least 1 R in 6 straight G's July 27-Aug. 2, 2 games short of the franchise record (accomplished 6 times, last by Bob Horner in '80) ...Had 13 HR's and 35 RBI in the first half, along with a .343 BA ...After break, had 8 HR's and 44RBI, while batting .289 ...His 9th-inning, solo HR July 14 vs. N.Y., off Sid Fernandez, gave the Braves a 3-2 win and spoiled Fernandez' 16-strikeout performance ...Stole 3 bases at N.Y., April 26 ...Hit a lofty .358 at home to go with a .277 road BA ...Also hit .321 vs. lefties, .312 vs. righthanders (14 of his 21 HR's came off righties) ...Had a .321 BA on grass, .299 on turf ...Batted .318 during day games, .315 under the lights ...Enjoyed greatest success vs. Mtl. (.450, 18x40, 2HR's, 9RBI), Pit. (.444, 16x36, 2HR's, 12RBI) and Pha. (.429, 18x42, 3HRs, 7RBI).

1988:—Began the year at AAA Richmond, where he hit .300 with 9 HR's, 51 RBI, 58 runs and 26 SB's in 29 attempts in 93 G's ...Recalled by Atlanta July 28 ...Started 30 G's in LF ...Hit .364 (8x22) vs. Hou. and .320 (8x25) vs. S.F.

1987:—Signed a minor league contract with the Royals and spent 1st couple of months with Omaha, hitting .329 in 40 G's ...Then batted .251 in 48 G's for Kansas City.

1986:—Hit .287 with 8 HR's and 44 RBI in 134 G's for K.C. ...Kansas City granted him free agency after the season.

1985:—Played 1st game in K.C. uniform May 19 at Milwaukee ...52 SB's included 40 for Royals and 12 for Cardinals ...K.C.'s Player-of-the-Month for September (.318, 14R's, 2HR's, 12RBI, 6SB's) ...Earned 3rd World Championship ring in as many tries and with 3rd different club ...Hit .333 as the Royals' lead-off hitter for 7 World Series games.

1984:—Stole 50 bases in 63 attempts for the Cardinals ...Hit 5 first-inning homers ...Led N.L. outfielders with 18 assists.

1983:—Led Cardinals in BA (.321, 2nd in N.L.), OB% (.398), runs (83) and SB's (43) ...Missed June 11-July 8 when he voluntarily admitted himself to a drug rehabilitation program.

1982:—Led the N.L. with 120 runs and was 2nd in SB's (68) ...Topped St. Louis in runs, SB's, BA (.307) and H's (182) ...Tied a modern day N.L. record with 5 SB's Sept. 4 vs. S.F. ...Named to N.L. All-Star team and voted to UPI's and The Sporting News' post-season All-Star teams ...Helped Cards win World Series with .321 BA.

1981:—Played all 3 outfield positions for Philadelphia ...Finished year with 23-game hitting streak.

1980:—Selected Rookie-of-the-Year by The Sporting News and Baseball Digest and placed 3rd in the BBWAA balloting ...Batted .600 in the N.L.C.S. vs. Houston and earned the first of 3 World Series rings when Phillies beat Kansas City.

1979:—Led American Association with 106 runs (in just 110 G's) and had 214 hits for Oklahoma City.

1978:—Was promoted to Philadelphia for 1st time after batting .315 and stealing an American Association-high 66 bases for Oklahoma City ...Also led A.A. outfielders with 21 assists.

1977:—Spent 2nd full season with Oklahoma City, stealing 45 bases and scoring 91 runs.

1976:—In his first AAA season, led the American Asso. with 93 runs.

1975:—Won TOPPS Player-of-the-Year Award in the Class A Western Carolina League ...Ranked 1st in league in H's (150), runs (114) and steals (56) and 2nd in BA (.323).

Smith (Continued)

1974:—Began pro career at Auburn of the Class A New York-Penn League after being the 3rd overall pick of the June draft (Phillies 1st selection).

PERSONAL/MISC.:—Full name LONNIE SMITH ...Married; wife's name Dorothy ...Two children: Yaritza (June 17, 1981) and Eric (March 16, 1980) ...1974 graduate of Centennial High School in Compton, CA ...Earned All-America honors in baseball ...Played Connie Mack baseball on same team with Ozzie Smith (no relation) ...Was honored as the Amateur Baseball Congress Graduate-of-the-Year by the AABC during the '83 campaign.

Smith's Career Record

Year	Club	AVG.	G	AB	R	H	2B	3B	HR	RBI	BB	SO	SB
1974	Auburn	.286	61	210	48	60	10	4	5	27	52	29	12
1975	Spartanburg	.323	131	465	114	150	23	4	7	40	96	63	56
1976	Oklahoma City	.308	134	483	93	149	24	9	8	54	60	73	26
1977	Oklahoma City	.277	125	477	91	132	14	10	4	41	49	63	45
1978	Oklahoma City	.315	125	480	103	151	20	5	7	43	79	79	66
	Philadelphia	.000	17	4	6	0	0	0	0	0	4	3	4
1979	Oklahoma City	.330	110	451	106	149	26	9	7	44	56	52	34
	Philadelphia	.167	17	30	4	5	2	0	0	3	1	7	2
1980	Philadelphia	.339	100	298	69	101	14	4	3	20	26	48	33
1981	Philadelphia	.324	62	176	40	57	14	3	2	11	18	14	21
1982	St. Louis	.307	156	592	120	182	35	8	8	69	64	74	68
1983	St. Louis	.321	130	492	83	158	31	5	8	45	41	55	43
1984	St. Louis	.250	145	504	77	126	20	4	6	49	70	90	50
1985	St. Louis	.260	28	96	15	25	2	2	0	7	15	20	12
	Kansas City	.257	120	448	77	115	23	4	6	41	41	69	40
1986	Kansas City	.287	134	508	80	146	25	7	8	44	46	78	26
1987	Omaha	.329	40	149	36	49	9	1	7	33	18	22	8
	Kansas City	.251	48	167	26	42	7	1	3	8	24	31	9
1988	Richmond	.300	93	290	58	87	13	5	9	51	66	65	26
	ATLANTA	.237	43	114	14	27	3	0	3	9	10	25	4
1989	ATLANTA	.315	134	482	89	152	34	4	21	79	76	95	25
1990	ATLANTA	.305	135	466	72	142	27	9	9	42	58	69	10
Minor Totals		.308	819	3005	649	927	139	47	54	333	476	446	273
A.L. Totals		.270	302	1123	183	303	55	12	17	93	111	178	75
N.L. Totals		.300	967	3254	589	975	182	39	60	334	383	500	272
Atlanta Totals		.302	312	1062	175	321	64	13	33	130	144	189	39
M.L. Totals		.292	1269	4377	772	1278	237	51	77	427	494	678	347

Smith's Career Transactions

—Selected by Philadelphia in the first round of the 1974 June free-agent draft.

—Traded from Philadelphia to Cleveland along with a player to be named (Scott Munninghoff) for Bo Diaz November 20, 1981.

—Traded from Cleveland to St. Louis in exchange for Lary Sorenson and Silvio Martinez November 20, 1981.

—On disabled list, June 11 to July 8, 1983.

—Traded to Kansas City in exchange for John Morris, May 17, 1985.

—On disabled list, April 13 to May 4, 1986.

—Re-signed by Kansas City as a free agent, May 18, 1987.

—Released by Kansas City, December 15, 1987.

—Signed by Atlanta as a free agent, March 9, 1988.

—On disabled list, May 20 to June 13, 1989.

Smith (Continued)

Smith's Division Series Record

Yr.	Club, Opp	AVG	G	AB	R	H	2B	3B	HR	RBI	BB	SO	SB
81	Pha. vs. Mtl.	.263	5	19	1	5	1	0	0	0	0	4	0

Smith's League Championship Record

Yr.	Club, Opp	AVG	G	AB	R	H	2B	3B	HR	RBI	BB	SO	SB
80	Pha. vs. Hou.	.600	3	5	2	3	0	0	0	0	0	0	1
82	StL. vs. Atl.	.273	3	11	1	3	0	0	0	1	1	0	0
85	K.C. vs. Tor.	.250	7	28	2	7	2	0	0	1	6	1	1
L.C.S. Totals		.295	13	44	5	13	2	0	0	2	7	2	2

Smith's World Series Record

Yr.	Club, Opp	AVG	G	AB	R	H	2B	3B	HR	RBI	BB	SO	SB
80	Pha. vs. K.C.	.263	6	19	2	5	1	0	0	1	1	1	0
82	StL. vs. Mil.	.321	7	28	6	9	4	1	0	1	5	2	2
85	K.C. vs. StL.	.333	7	27	5	9	3	0	0	4	8	2	2
W.S. Totals		.311	20	74	13	23	8	1	0	6	14	5	4

Smith's All-Star Game Record

Yr.	Club, Site	AVG	G	AB	R	H	2B	3B	HR	RBI	BB	SO	SB
82	Pha., Mtl.	.000	0	0	0	0	0	0	0	0	0	0	0

Smith's N.L. Home Runs by Ballpark

at Atlanta	16	at Houston	1	at New York	3
at Chicago	4	at Los Angeles	2	at Philadelphia	6
at Cincinnati	3	at Montreal	2	at San Diego	6
at Pittsburgh	3	at San Francisco	5	at St. Louis	9

Smith (Continued)

<i>Smith's M.L. Fielding</i>							
OF							
Year	Pct.	G	PO	A	E	TC	DP
1978	1.000	11	5	1	0	6	0
1979	1.000	11	19	1	0	20	0
1980	.969	82	121	2	4	127	0
1981	.971	51	89	10	3	102	2
1982	.970	149	303	16	10	329	3
1983	.941	126	225	14	15	254	4
1984	.948	140	184	18	11	213	0
1985	.965	147	238	11	9	258	4
1986	.965	118	245	5	9	259	1
1987	.915	32	52	2	5	59	0
1988	.968	35	59	2	2	63	0
1989	.993	132	289	3	2	294	0
1990	.956	122	254	6	12	272	2
Totals	.964	1156	2083	91	82	2256	16

Smith's Detailed Hitting Statistics

	1990 SEASON						CAREER				
	AVG.	G	AB	H	HR	RBI	AVG.	AB	H	HR	RBI
Season	.305	135	466	142	9	42	.291	4377	1278	77	427
Home	.312	67	231	72	2	16	.307	2108	648	32	226
Road	.298	68	235	70	7	26	.278	2269	630	45	201
vs Atl	—	—	—	—	—	—	.346	182	63	7	22
Cin	.279	17	61	17	2	5	.231	286	66	7	25
Hou	.279	16	61	17	0	3	.282	301	85	5	29
LA	.311	13	45	14	0	4	.272	265	72	1	17
SD	.388	17	49	19	3	11	.320	316	101	7	47
SF	.271	16	59	16	2	2	.332	331	110	7	34
NL West	.302	79	275	83	7	25	.296	1681	497	34	174
vs Chi	.190	8	21	4	0	3	.302	305	92	4	28
Mtl	.292	8	24	7	1	2	.264	261	69	5	30
NY	.367	8	30	11	1	2	.295	288	85	5	25
Pha	.326	12	43	14	0	5	.325	265	86	5	26
Pit	.311	12	45	14	0	4	.329	331	109	7	42
StL	.321	8	28	9	0	1	.298	124	37	0	9
NL East	.309	56	191	59	2	17	.304	1574	478	26	160
Pre-ASG	.268	65	209	56	5	19					
Post-ASG	.335	70	257	86	4	23					
In April	.218	16	55	12	1	6					
May	.238	19	63	15	0	6					
June	.354	23	65	23	3	6					
July	.315	24	89	28	1	5					
Aug	.333	26	90	30	0	9					
Sept/Oct	.327	27	104	34	4	10					
Day	.325	32	114	37	2	6					
Night	.298	103	352	105	7	36					
Grass	.315	98	336	106	6	30					
Turf	.277	37	130	36	3	12					
vs RHP	.312	—	269	84	3	24					
vs LHP	.294	—	197	58	6	18					
P-Hitting	.263	—	19	5	0	4					

CAREER HIGHS

MOST HITS: 5, 7/14/80 vs. Pit.; MOST RBI: 5, 4/10/82 vs. Pit.; MOST HR: 2, 9/25/83 vs. Pha.; MOST SB's: 5, 9/4/82 vs. S.F.; LONGEST HITTING STREAK: 23G, 9/12-10/4/81.

Pete Smith #25



POSITION: RHP
BATS: R **THROWS:** R
HT: 6'2" **WT:** 200

OPENING DAY AGE: 25
BORN: February 27, 1966, at
Weymouth, MA
RESIDES: Burlington, MA
M.L. SERVICE: 3 + 034
CONTRACT STATUS: Signed thru '91

ACQUIRED:—Traded to the Braves, along with Ozzie Virgil, by the Philadelphia Phillies in exchange for Steve Bedrosian and Milt Thompson on December 10, 1985.

1990 SEASON:—Saw season cut short by tendinitis of right shoulder ...Final start of year came on June 24 vs. S.D. ...Placed on D.L. July 2 (retro to June 25); was reactivated on Sept. 3, but did not see any action the duration of campaign ...Began season in fine fashion, compiling a 2-1 April mark with a 1.91 ERA after 4 starts ...Registered CG victories over Pha. on April 29 in Atlanta (9.0IP, 6H, 1R, 1ER, 3BB, 5K's, in a 3-1 triumph) and May 26 at Philly (9.0IP, 8H, 3R, 3ER, 4BB, 2K's in a 12-3 win) ...Other CG game came in a 4-inning, rain-shortened 4-0 loss at Chi. on May 9 ...Narrowly escaped serious injury June 15 at S.F., when he was hit above the right ear by a Terry Kennedy line drive ...Ball caromed off Smith's head and rolled down left field line, yet Smith somehow remained on his feet after taking the blow and walked off field under his own power ...Suffered only lacerations and occasional headaches over next few days.

PRO CAREER 1989:—Saw spring training difficulties carry over into regular season, and thus never found consistency he displayed in Aug.-Sept. '88 ...Made brilliant start on April 15 at S.F. (8.0IP, 3H, 1R, 0ER, 1BB, 13K), yet still lost a 1-0 decision ...The 13 K's were the most for a Braves' pitcher since Phil Niekro recorded 13 K's on June 9, 1977 vs. Pha. ...Initial victory of season came on May 7 vs. Mtl. (7.0IP, 3H, 0R) ...After losing 11 of his first 13 decisions, Smith went 3-3 in last 7 appearances (1 ND), Aug. 9-Sept. 8 ...Pitched 2 scoreless innings in first M.L. relief appearance, July 23 at N.Y. ...Braves scored only 29 R's in Smith's 14 losses.

1988:—Posted a 4-6 mark with a 2.27 ERA in 14 G's after July 10 ...Posted quality starts in 12 of his last 14 G's after the All-Star break ...Was 2-3 with 2 ND's and a 1.92 ERA in his last 7 starts (51.2IP, 11ER) ...Led the Braves in CG's with 5 ...Only Brave to pitch a SHO and his 3 were the most by a Braves' right-hander since Craig McMurtry had 3 in 1983 ...Smith's SHO's came July 4, 7-0 over Pha. (3-hitter); Aug. 21, 1-0 at Chi. (5-hitter); and Aug. 26, 4-0 vs. Chi. (5-hitter) ...2 consecutive blank jobs over Cubs were part of 20.2 scoreless inning streak ...Did not allow a run in 25.0 IP vs. Cubs ...195.1 total IP tied Smith with Tom Glavine for 2nd most on Braves behind Rick Mahler's 249.0.

1987:—The 21-year-old former No. 1 pick of the Phillies made the jump from AA Greenville to the Major Leagues in 1987 ...Spent most of the season at G'ville, ranking T2nd in the Southern League with 5 CG's ...Also ranked 4th in IP (177.1) and 6th in ERA (3.35) ...Still recovering from off-season surgery, he started slowly at AA, winning just 2 of his first 8 decisions ...Rebounded to win 7 of his next 10 decisions ...Was promoted to Atlanta Sept. 1 and made M.L. debut Sept. 8 ...Won his M.L. debut, 4-2 over San Diego's Ed Whitson ...The 8.2 IP in his debut marked the longest M.L. debut for an Atlanta Braves pitcher since Wenty Ford tossed a CG win over S.F. on Sept. 10, 1973.

P. Smith (Continued)

1986:—Following a frustrating 1986 season, in which he posted a 1-8 record, Smith underwent surgery to repair an impingement in his right shoulder.

1985:—Led Clearwater staff in wins (12) ...Fired 3H SHO vs. Winter Haven on July 16.

1984:—Began pro career at Sarasota, registering a 1.46 ERA in 8 starts, fanning 35 in 37 IP.

PERSONAL/MISC.:—Full name PETER JOHN SMITH ...Single ...Resides in Burlington, MA ...1984 graduate of Burlington (MA) High School where he played baseball and basketball for four years, football and golf one year ...Was voted Pitcher of the Year in 1983 and 1984 ...Earned MVP honors and Boston Globe All-Scholastic honors in 1984 ...Tossed two no-hitters his junior year ...Played Little League, Babe Ruth and American Legion ball.

Smith's Career Record

Year	Club	W-L	ERA	G	GS	CG	SHO	SV	IP	H	R	ER	BB	SO
1984	Sarasota	1-2	1.46	8	8	0	0	0	37.0	28	11	6	16	35
1985	Clearwater	12-10	3.29	26	25	4	1	0	153.0	135	68	56	80	86
1986	Greenville	1-8	5.85	24	19	0	0	0	104.2	117	88	68	78	64
1987	Greenville	9-9	3.35	29	25	5	1	1	177.1	162	76	66	67	119
	ATLANTA	1-2	4.83	6	6	0	0	0	31.2	39	21	17	14	11
1988	ATLANTA	7-15	3.69	32	32	5	3	0	195.1	183	89	80	88	124
1989	ATLANTA	5-14	4.70	28	27	1	0	0	142.0	144	83	75	57	115
1990	ATLANTA	5-6	4.79	13	13	3	0	0	77.0	77	45	41	24	56
	Greenville	0-0	0.00	2	2	0	0	0	3.1	1	0	0	0	2
Minor Totals		23-29	3.71	89	79	9	2	1	475.1	443	243	196	241	306
A.L. Totals		—	—	—	—	—	—	—	—	—	—	—	—	—
N.L. Totals		18-37	4.29	79	78	9	3	0	446.0	443	238	213	183	306
Atlanta Totals		18-37	4.29	79	78	9	3	0	446.0	443	238	213	183	306
M.L. Totals		18-37	4.29	79	78	9	3	0	446.0	443	238	213	183	306

Smith's Career Transactions

—Selected by Philadelphia in first round of 1984 June draft.

—Traded to the Atlanta Braves by Philadelphia December 10, 1985 along with Ozzie Virgil in exchange for Steve Bedrosian and Milt Thompson.

—On disabled list June 25 to Sept. 3, 1990.

Smith's Miscellaneous Statistics

Year	Club	GF	HR	IBB	HB	WP	BK	AB	R	H	2B	3B	HR	RBI	AVG.
1987	Atl.	0	3	0	0	3	1	11	0	1	0	0	0	0	.091
1988	Atl.	0	15	3	1	5	7	53	2	6	1	0	0	0	.113
1989	Atl.	0	13	2	0	3	7	41	2	4	0	1	0	3	.098
1990	Atl.	0	11	2	0	2	1	23	2	2	0	0	0	0	.087
Totals		0	42	7	1	13	16	128	6	13	1	1	0	3	.102

P. Smith (Continued)

Smith's M.L. Fielding							
P							
Year	Pct.	G	PO	A	E	TC	DP
1987	.750	6	1	2	1	4	0
1988	.912	32	12	19	3	34	0
1989	.957	28	11	11	1	23	2
1990	1.000	13	5	5	0	10	0
Totals	.930	79	29	37	5	71	2

Smith's Detailed Pitching Statistics

	1990 SEASON							CAREER						
	W-L-S	ERA	G	IP	H	ER	SO	W-L-S	ERA	G	IP	H	ER	SO
Season	5-6-0	4.79	13	77.0	77	41	56	18-37-0	4.29	79	446.0	443	213	306
Home	3-3-0	6.35	7	39.2	49	28	33	12-20-0	4.24	43	254.2	251	120	168
Road	2-3-0	3.13	6	37.1	28	13	23	6-17-0	4.37	36	191.1	192	93	138
Atl	—	—	—	—	—	—	—	—	—	—	—	—	—	—
Cin	0-1-0	3.68	1	7.1	9	3	8	1-3-0	3.63	8	44.2	55	18	30
Hou	—	—	—	—	—	—	—	0-2-0	3.88	8	46.1	47	20	21
LA	1-0-0	0.00	1	7.0	1	0	5	3-4-0	3.88	9	48.2	41	21	29
SD	0-1-0	4.09	2	11.0	14	5	3	3-3-0	3.73	10	60.1	60	25	41
SF	1-2-0	9.26	3	11.2	15	12	11	2-5-0	4.70	9	46.0	46	24	43
NL West	2-4-0	4.86	7	37.0	39	20	27	9-17-0	3.95	44	246.0	249	108	164
Chi	0-2-0	10.00	2	9.0	15	10	6	3-3-0	3.33	7	46.0	45	17	34
Mt.	—	—	—	—	—	—	—	1-1-0	8.38	3	9.2	12	9	9
NY	0-0-0	1.29	1	7.0	2	1	9	0-4-0	4.86	7	33.1	31	18	29
Pha	2-0-0	2.00	2	18.0	14	4	7	3-4-0	2.96	7	51.2	43	17	30
Pitt	1-0-0	9.00	1	6.0	7	6	7	2-5-0	7.57	7	35.2	36	30	26
StL	—	—	—	—	—	—	—	0-3-0	5.32	4	23.2	27	14	14
NL East	3-2-0	4.73	6	40.0	38	21	29	9-20-0	4.73	35	200.0	194	105	142
Pre-ASG	5-6-0	4.79	13	77.0	77	41	56							
Post-ASG	—	—	—	—	—	—	—							
April	2-1-0	1.91	4	28.1	21	6	28							
May	2-3-0	5.81	5	31.0	37	20	16							
June	1-2-0	7.64	4	17.2	19	15	12							
July	—	—	—	—	—	—	—							
Aug.	—	—	—	—	—	—	—							
Sept/Oct.	—	—	—	—	—	—	—							
Day	1-2-0	7.08	4	20.1	26	18	24							
Night	4-4-0	3.97	9	56.2	51	25	46							
Start	5-6-0	4.79	13	77.0	77	41	56							
Relief	—	—	—	—	—	—	—							

CAREER HIGHS

MOST STRIKEOUTS: 13, 4/15/89 at S.F.; LONGEST WINNING STREAK: 2G, 4 Times, Last 5/20-26/90; LONGEST LOSING STREAK: 6G, 5/3-6/14/88; LONGEST SCORELESS STREAK: 20.2 IP, 8/16-31/88; FEWEST HITS CG: 3, 2 Times, Last: 4/15/89 at S.F.; LONGEST RELIEF APPEARANCE: 2.0 IP, 7/23/89 at N.Y.

BRAVES BITS

DID YOU KNOW: . . . In the Braves' record-setting 26-inning game vs. Brooklyn in 1920, only 3 balls were used the entire game.

John Smoltz #29



POSITION: RHP
BATS: R **THROWS:** R
HT: 6'3" **WT:** 185

OPENING DAY AGE: 23
BORN: May 15, 1967, at Detroit, MI
RESIDES: Lansing, MI
M.L. SERVICE: 2 + 072
CONTRACT STATUS: Signed thru '91

ACQUIRED:—Traded to the Braves by the Detroit Tigers in exchange for Doyle Alexander Aug. 12, 1987.

1990 SEASON:—Recovered from a rocky first 2 months (3-6, 5.85 ERA in 13 starts through June 16) to re-establish himself as one of premier pitchers in N.L. ...Smoltz T4th in the loop with 34 starts, T5th with 231.1 IP, 6th with 170 K's, T7th with 14 wins, T8th with 6 CG's and T9th with 2 SHO's ...Dominated N.L. hitters over 16 starts between June 21-Sept.5, spinning a 10-3 mark with 3 ND's and a 2.20 ERA ...Worked at least 7.0 innings in all 16 outings ...Pitched 6.0 or more innings in 19 consecutive starts June 21-Sept. 20 ...Totaled 19 quality starts (6.0+ IP, 3 ER's or less) in 34 appearances ...Stopped Chi. on 5 hits on May 16, 4-0, for his 1st M.L. SHO ...Two starts later, at Pha. on May 27, Smoltz came within 2 outs of hurling Braves' 1st no-hitter since 1973 ..Lenny Dykstra played the spoiler with a double, before Smoltz eventually prevailed with a 2-hitter in a 6-1 victory (9.0IP, 2H, 1R, 1ER, 3BB, 8K's) ...Hurled another SHO on June 27 vs. L.A. in a 4-0 win (3H, 0BB, 6K's) ...Established a career-high with 11 K's vs. S.F. on June 11, yet still lost an 8-3 decision (7.0IP, 8H, 4R, 4ER, 0BB, 11K's) ...Braves went 18-16 (.529) in Smoltz's 34 starts, 47-81 (.367) in all other games ...Limited RH hitters to a .199 BA ...Excelled at home, going 9-4 with a solid 2.76 ERA ...Defeated every other N.L. team in 1990 except Pitt.

PRO CAREER 1989:—Vaulted into prominence as one of N.L.'s standout pitchers at age 22 ...In his first full Major League season, Smoltz became the youngest All-Star pitcher in Braves' franchise history ...Previously, the youngest Braves All-Star pitcher was Gene Conley in 1954 at the age of 23 ...Smoltz also became the youngest All-Star in Atlanta Braves history, and the 3rd-youngest in Braves' franchise history (Hank Aaron in '54 and Eddie Mathews in '52 were selected at age 21) ...Smoltz finished in a tie for 3rd in the N.L. with a .212 opponents BA against ...Ranked 9th in the N.L. with 168 K's (led the N.L. in K's as late as 8/14) ...Reached All-Star break with an 11-6 mark, and a 2.10 ERA (2nd-best in N.L.) ...Final ERA of 2.94 was lowest for a Braves' starter since Phil Niekro's 2.88 ERA in 1978 ...Hurled 21 quality starts (3 ER's or less in at least 6.0 IP) ...Went at least 7.0 innings in 20 of his 29 starts ...Allowed more than 3 ER's in only 6 of his starts ...Yielded 2 ER's or less in 17 of his 29 starts, including 9 consecutive outings, June 10-July 24 (and in 16 of his first 21 starts) ...Tossed first M.L. CG and slammed first M.L. homer May 3 vs. Pha. (9.0IP, 6H, 3ER, 2BB, 9K), in a 6-3 Braves' win ...His HR was the first for a Braves' pitcher since Charlie Puleo hit one at Chi., May 24, 1987 ...Pitched back-to-back CG's vs. Pha., May 3 and 9 ...Established career-high with 10 K's in a 2-0 loss to S.F. on July 24 ...Was the LP in the A.L.'s 5-3 All-Star game victory (1IP, 1H, 1ER) ...Went 4-0 vs. Pha., with a 1.54 ERA (6ER's in 35.0IP) ...Made final start of season on Sept. 5 (ND vs. Padres) ...Given rest of season off due to tired arm and Braves' desire to give September call-ups as many starts as possible.

Smoltz (Continued)

1988:—Recalled from AAA Richmond July 23, and made Major League debut same day, beating Mets, 6-1, before a crowd of 43,367 at Shea Stadium (8.0IP, 4H, 1ER, 1BB, 2K's) ...Lost 4 straight before winning 2nd game, 4-2 vs. Chi., Aug. 28 in Atlanta ...Named International League's top prospect in BASEBALL AMERICA's poll of league managers.

1987:—Began his 2nd pro season with Detroit's AA affiliate, Glens Falls (NY) of the Eastern League ...BASEBALL AMERICA rated his arm the best in the league ...Was 4-10 with a 5.68 ERA in 21 starts at Glens Falls ...Braves assigned him to Richmond, where he was 0-1 with a 6.19 ERA in 3 starts.

1986:—Began his pro career at Lakeland of the Class A Florida State League ...Won first 3 G's, allowing 1 R in 18 innings of work ...Wound up 7-8 with a 3.56 ERA in 17 G's ...BASEBALL AMERICA rated him the 6th-best prospect in the F.S.L.

PERSONAL/MISC.:—Full name JOHN ANDREW SMOLTZ ...Married; wife's name Diane ...Graduated from Waverly High School in Lansing, MI, where he was All-State in baseball and basketball ...Played on USA Junior Olympic team and in the National Sports Festival (won Gold and Silver) ...Played on three championship teams in amateur ball.

Smoltz's Career Record

Year	Club	W-L	ERA	G	GS	CG	SHO	SV	IP	H	R	ER	BB	SO
1986	Lakeland	7-8	3.56	17	14	2	1	0	96.0	86	44	38	31	47
1987	Glens Falls	4-10	5.68	21	21	0	0	0	130.0	131	89	82	81	86
	Richmond	0-1	6.19	3	3	0	0	0	16.0	17	11	11	11	5
1988	Richmond	10-5	2.79	20	20	3	0	0	135.1	118	49	42	37	115
	ATLANTA	2-7	5.48	12	12	0	0	0	64.0	74	40	39	33	37
1989	ATLANTA	12-11	2.94	29	29	5	0	0	208.0	160	79	68	72	168
1990	ATLANTA	14-11	3.85	34	34	6	2	0	231.1	206	109	99	90	170
Minor Totals		21-24	4.13	61	58	5	1	0	377.1	352	193	173	160	253
A.L. Totals		—	—	—	—	—	—	—	—	—	—	—	—	—
N.L. Totals		28-29	3.68	75	75	11	2	0	503.1	440	228	206	195	375
Atlanta Total		28-29	3.68	75	75	11	2	0	503.1	440	228	206	195	375
M.L. Totals		28-29	3.68	75	75	11	2	0	503.1	440	228	206	195	375

Smoltz's Career Transactions

—Signed as a free agent by the Tigers, September 22, 1985.

—Traded to the Braves by the Tigers in exchange for Doyle Alexander on August 12, 1987.

Smoltz's All-Star Game Record

Yr.	Club, Site	W-L	ERA	G	GS	CG	SHO	IP	H	R	ER	BB	SO
89	N.L./Cal.	0-1	9.00	1	0	0	0	1.0	2	1	1	0	0
A.S.G. Totals		0-1	9.00	1	0	0	0	1.0	2	1	1	0	0

Smoltz's Miscellaneous Statistics

Year	Club	GF	HR	IBB	HB	WP	BK	AB	R	H	2B	3B	HR	RBI	AVG.
1988	Atl.	0	10	4	2	2	1	17	1	2	1	0	0	0	.118
1989	Atl.	0	15	2	2	8	3	62	6	7	1	1	1	6	.113
1990	Atl.	0	20	3	1	14	3	74	7	12	2	0	0	4	.162
Totals		0	45	9	5	24	7	153	14	21	4	1	1	10	.137

Smoltz (Continued)

<i>Smoltz's M.L. Fielding</i>							
P							
Year	Pct.	G	PO	A	E	TC	DP
1988	1.000	12	4	6	0	10	1
1989	.887	29	23	32	7	62	2
1990	.946	34	26	27	3	56	4
Totals	.922	75	53	65	10	128	7

Smoltz's Detailed Pitching Statistics

1990 SEASON								CAREER							
	W-L-S	ERA	G	IP	H	ER	SO	W-L-S	ERA	G	IP	H	ER	SO	
Season	14-11-0	3.85	34	231.1	206	99	170	28-29-0	3.68	75	503.1	440	206	375	
Home	9-4-0	2.76	17	124.0	97	38	104	16-12-0	3.16	36	258.2	203	91	206	
Road	5-7-0	5.11	17	107.1	109	61	66	12-17-0	4.23	39	244.2	237	115	169	
Atl	—	—	—	—	—	—	—	—	—	—	—	—	—	—	
Cin	1-1-0	4.85	2	13.0	13	7	10	2-5-0	4.50	7	42.0	47	21	26	
Hou	1-2-0	3.05	3	20.2	21	7	15	2-4-0	2.76	6	42.1	41	13	33	
LA	3-0-0	2.37	5	38.0	35	10	22	3-3-0	3.48	8	54.1	50	21	39	
SD	1-0-0	6.19	3	16.0	21	11	14	2-3-0	4.63	9	56.1	58	29	49	
SF	1-4-0	6.88	6	34.0	38	26	26	3-6-0	5.29	11	64.2	68	38	55	
NL West	7-7-0	4.51	19	121.2	128	61	87	12-21-0	4.23	41	259.2	264	122	202	
Chi	2-1-0	2.16	3	25.0	15	6	21	4-1-0	2.42	6	48.1	30	13	35	
Mt.	1-0-0	1.88	2	14.1	7	3	11	1-1-0	3.04	4	26.2	16	9	24	
NY	1-0-0	4.29	3	21.0	14	10	13	2-0-0	3.16	5	37.0	22	13	22	
Pha	1-1-0	2.70	2	16.2	8	5	18	5-1-0	1.92	6	51.2	31	11	40	
Pitt	0-1-0	10.38	1	4.1	5	5	2	2-1-0	5.14	5	28.0	26	16	17	
StL	2-1-0	2.86	4	28.1	29	9	18	2-4-0	3.81	8	52.0	51	22	35	
NL East	7-4-0	3.12	15	109.2	78	38	83	16-8-0	3.10	34	243.2	176	84	173	
Pre-ASG	6-6-0	4.76	17	107.2	103	57	83								
Post-ASG	8-5-0	3.06	17	123.2	103	42	87								
April	1-2-0	4.70	4	20.2	27	17	15								
May	2-2-0	3.15	5	34.1	24	12	29								
June	2-2-0	5.17	6	38.1	44	22	31								
July	2-1-0	2.93	6	46.0	29	15	34								
Aug.	5-2-0	2.03	7	53.1	44	12	39								
Sept/Oct.	2-2-0	4.89	6	38.2	38	21	22								
Day	2-3-0	4.63	5	35.0	25	18	24								
Night	12-8-0	3.71	29	196.1	181	81	146								
Start	14-11-0	3.85	34	231.1	206	99	170								
Relief	—	—	—	—	—	—	—								

CAREER HIGHS

MOST STRIKEOUTS: 11, 6/11/90 vs. S.F.; LONGEST WINNING STREAK: 6G, 8/8-9/5/90; LONGEST LOSING STREAK: 5G, 7/24-8/14/89; LONGEST SCORELESS STREAK: 15.0 IP, 6/27-7/2/90; FEWEST HITS CG: 2, 5/27/90 at Pha.; LONGEST RELIEF APPEARANCE: None.

BRAVES BITS

DID YOU KNOW: . . . Miguel Gonzalez became the Boston Braves first Latin player ever in 1912. He was later the first Latin coach and manager, and was credited with coining the "good field, no hit" tag so common in baseball jargon.

Mike Stanton #30



POSITION: LHP
BATS: L **THROWS:** L
HT: 6'1" **WT:** 190

OPENING DAY AGE: 23
BORN: June 2, 1967, at Houston, TX
RESIDES: Houston, TX
M.L. SERVICE: 1 + 039
CONTRACT STATUS: Signed thru '91

ACQUIRED:—Was the Braves' 13th round selection in the 1987 June draft.

1990 SEASON:—Expected to be the Braves' bullpen closer entering 1990, Stanton was dogged early on by left shoulder problems, and as a result his season was limited to 7 April appearances ...Placed on the 15-day D.L. on April 27, Stanton underwent a program of rest and exercise ...He attempted to come back in June, and while on rehabilitation assignment at AA Greenville, encountered further discomfort in his left shoulder ...A torn labrum was discovered, leading him to be transferred to the 60-day D.L. ...Stanton underwent successful arthroscopic surgery on June 13, and was expected back at full strength by spring training ...Maintained rookie status for 1991 season, since he has less than 45 days on the Braves' roster during the 25-player limit.

PRO CAREER 1989:—Dominated hitters at AA and AAA levels while at Greenville and Richmond, and continued excellent '89 performance after being promoted to Atlanta on Aug. 24 ...Set a new Southern League record by nailing down saves in 11 straight appearances, while recording saves in his last 15 save opportunities for the G-Braves ...His 19 saves at AA, earned in little over half a season, ranked 3rd in the Southern League ...Moved up to Richmond on July 27, where he went 8x8 in save opportunities, and was not scored upon in 20.0 IP ...After being recalled to Atlanta on Aug. 24, Stanton tossed 10.1 scoreless innings in his 1st 9 G's; combined with 2.0 scoreless innings in his final appearance at Greenville, and his 20.0 SHO innings at Richmond, Stanton threw 32.1 consecutive scoreless innings at 3 levels in '89 ...With Atlanta, Stanton notched 7 saves in 8 opportunities (30 saves in 31 opportunities at AA, AAA and the Majors in '89) ...His 7 saves tied an Atlanta record by a left-handed reliever ...Allowed only 5 of 17 inherited runners to score with Atlanta, and retired 14 out of 17 first batters faced ...Opposing right-handed batters hit only .206 (14x68) vs. Stanton, left-handed hitters .214 (3x14).

1988:—Placed 4th in Midwest League in K's (160) ...Tossed 7-inning, 1-hitter vs. Beloit on Aug. 1 ...Led Burlington staff in victories (11) and innings (154.0) ...Fanned 9.31 batters per 9 innings.

1987:—Began pro career at Class A Pulaski, fanning 82 in 83.0 IP.

BRAVES BITS

DID YOU KNOW: . . . When Gabe Paul was general manager at Cincinnati, he offered Andy Seminick straight up for Henry Aaron. Braves GM John Quinn (obviously) refused the offer.

Stanton (Continued)

PERSONAL/MISC.:—Full name WILLIAM MICHAEL STANTON ...Single ...1985 graduate of Midland High School in Midland, TX, where he played baseball, basketball and football ...Named to All-District team ...Attended Alvin (TX) Community College.

Stanton's Career Record

Year	Club	W-L	ERA	G	GS	CG	SHO	SV	IP	H	R	ER	BB	SO
1987	Pulaski	4-8	3.24	15	13	3	2	0	83.0	64	37	30	42	82
1988	Burlington	11-5	3.62	30	23	1	1	0	154.0	154	86	62	69	160
	Durham	1-0	1.46	2	2	1	1	0	12.0	14	3	2	5	14
1989	Greenville	4-1	1.58	47	0	0	0	19	51.1	32	10	9	31	54
	Richmond	2-0	0.00	13	0	0	0	8	20.0	6	0	0	13	20
	ATLANTA	0-1	1.50	20	0	0	0	7	24.0	17	4	4	8	27
1990	ATLANTA	0-3	18.00	7	0	0	0	2	7.0	16	16	14	4	4
	Greenville	0-1	1.59	4	4	0	0	0	5.2	7	1	1	3	7
Minor Totals		22-15	2.87	111	42	5	4	27	326.0	277	137	104	163	334
A.L. Totals		—	—	—	—	—	—	—	—	—	—	—	—	—
N.L. Totals		0-4	5.23	27	0	0	0	9	31.0	33	20	18	12	34
Atlanta Totals		0-4	5.23	27	0	0	0	9	31.0	33	20	18	12	34
M.L. Totals		0-4	5.23	27	0	0	0	9	31.0	33	20	18	12	34

Stanton's Career Transactions

- Selected by the Braves in the 13th round of the 1987 June draft.
- On disabled list April 27 to end of season, 1990.

Stanton's Miscellaneous Statistics

Year	Club	GF	HR	IBB	HB	WP	BK	AB	R	H	2B	3B	HR	RBI	AVG.
1989	Atl.	10	0	1	0	1	0	0	0	0	0	0	0	0	—
1990	Atl.	4	1	2	1	1	0	0	0	0	0	0	0	0	—
Totals		14	1	3	1	2	0	0	0	0	0	0	0	0	.000

Stanton's M.L. Fielding

Year	Pct.	G	PO	A	E	TC	DP
1989	.750	20	1	2	1	4	0
1990	1.000	7	0	2	0	2	0
Totals	.833	27	1	4	1	6	0

Stanton (Continued)

Stanton's Detailed Pitching Statistics

1990 SEASON								CAREER							
	W-L-S	ERA	G	IP	H	ER	SO	W-L-S	ERA	G	IP	H	ER	SO	
Season	0-3-2	18.00	7	7.0	16	14	7	0-4-9	5.23	27	31.0	33	18	34	
Home	0-1-1	19.29	4	4.2	11	10	5	0-2-4	6.87	13	18.1	24	14	20	
Road	0-2-1	15.43	3	2.1	5	4	2	0-2-5	2.84	14	12.2	9	4	14	
Atl	—	—	—	—	—	—	—	—	—	—	—	—	—	—	
Cin	0-0-1	14.73	3	3.2	7	6	5	0-0-1	13.50	5	5.1	9	8	8	
Hou	—	—	—	—	—	—	—	0-0-3	0.00	4	6.1	6	0	7	
LA	—	—	—	—	—	—	—	0-0-0	0.00	3	4.0	2	0	6	
SD	—	—	—	—	—	—	—	0-0-0	0.00	2	2.2	1	0	2	
SF	0-0-1	4.50	1	2.0	2	1	2	0-1-2	5.79	3	4.2	6	3	6	
NL West	0-0-2	11.12	4	5.2	9	7	7	0-1-6	4.30	17	23.0	24	11	29	
Chi	—	—	—	—	—	—	—	0-0-2	0.00	4	2.2	0	0	3	
Mt.	—	—	—	—	—	—	—	—	—	—	—	—	—	—	
NY	0-2-0	36.00	2	1.0	5	4	0	0-2-0	36.00	2	1.0	5	4	0	
Pha	0-1-0	81.00	1	0.1	2	3	0	0-1-0	81.00	1	0.1	2	3	0	
Pitt	—	—	—	—	—	—	—	0-0-1	0.00	2	3.0	1	0	2	
StL	—	—	—	—	—	—	—	0-0-0	0.00	1	1.0	1	0	0	
NL East	0-3-0	47.26	3	1.1	7	7	0	0-3-3	7.88	10	8.0	9	7	5	
Pre-ASG	0-3-2	1.50	7	7.0	16	14	7								
Post-ASG	—	—	—	—	—	—	—								
April	0-3-2	18.00	7	7.0	16	14	7								
May	—	—	—	—	—	—	—								
June	—	—	—	—	—	—	—								
July	—	—	—	—	—	—	—								
Aug.	—	—	—	—	—	—	—								
Sept/Oct.	—	—	—	—	—	—	—								
Day	0-0-1	18.00	2	2.0	3	4	2								
Night	0-3-1	18.00	5	5.0	13	10	5								
Start	—	—	—	—	—	—	—								
Relief	0-3-2	18.00	7	7.0	16	14	7								

CAREER HIGHS

MOST STRIKEOUTS: 4, 9/20/89 vs. Hou.; LONGEST WINNING STREAK: None; LONGEST LOSING STREAK: 3G, 4/24/90-To End of Season; LONGEST SCORELESS STREAK: 9.0 IP, 8/24-9/5/89; FEWEST HITS CG: None; LONGEST RELIEF APPEARANCE: 3.0 IP, 9/20/89 vs. Hou.

Andres Thomas #14



POSITION: IF
BATS: R THROWS: R
HT: 6'1" WT: 185

OPENING DAY AGE: 27
BORN: November 10, 1963, at Boca Chica, D.R.
RESIDES: Boca Chica, D.R.
M.L. SERVICE: 5 + 034
CONTRACT STATUS: Signed thru '91

ACQUIRED:—Signed by the Braves as a free agent on December 16, 1981.

1990 SEASON:—Played in only 84 games after having averaged 147 games in 1988 and 1989 ...On Aug. 9, he became the 10th and final Brave to be placed on the D.L., because of a sprained left wrist (retro to

Thomas (Continued)

July 30) ...Also was diagnosed in Sept. as having a partial thickness tear of his right rotator cuff, but surgery was not required ...Hit his 1st M.L. grand slam and tied his career best with 5 RBI on May 2 at Mtl. ...Slam was 1st by a Brave since Dale Murphy hit one vs. Pha. on July 9, 1987 ...Also was 1st slam on road by a Brave since May 27, 1986 (Terry Harper at Pitt), and marked Atlanta's 1st grand slam ever at Mtl. ...Hit 12th-inning HR to lift Braves over S.D., 11-10, June 24 in Atlanta ...Provided 13 RBI in 16 games Aug. 18- Sept. 3 ...Hit .323 (10x31) vs. Expos, with 2 HR's and 6 RBI ...Went 4x10 as a pinch-hitter.

PRO CAREER 1989:—Led all N.L. shortstops in HR's for 2nd consecutive year with 13, and finished 3 RBI behind Chicago's Shawon Dunston for 2nd-best total in loop ...Hit .243 in first half, with 10 HR's and 43 RBI ...Slumped after All-Star break, batting only .176 rest of campaign ...Drove in a career-high 5 runs vs. Mtl. on May 6 ...Also had 4 hits in that game, his best '89 total ...Drew 2 walks at Hou. on April 5, only 3rd time in career (493 G's) Thomas had walked twice in one game ...Batted .283 vs. Hou. (13x46).

1988:—Put together most productive season of career ...No. 1 among N.L. shortstops in HR's (13) and RBI (68) ...RBI total was best ever by an Atlanta shortstop and most by a Braves' SS since Johnny Logan had 83 in 1955 ...HR's were most by a Braves SS since Dennis Menke hit 20 in 1966, the team's first year in Atlanta ...Had two 10-game hitting streaks: (May 11-22, 16x50, .320, 8RBI) and June 27-July 6 (18x43, .419, 10RBI) ...Hit 2 HR's June 18 vs. Hou. and had career-high 5 H's June 27 vs. S.F. ...Batted .300 (42x140, 50RBI) with runners in scoring position ...153 H's were 2nd most on club.

1987:—Injuries that resulted in two days on the disabled list plagued Thomas' 3rd season with the Braves ...The shortstop's first stay on the D.L. was with a sprained right ankle (April 20) ...He was hitting .244 (10x41) with 1 HR and 6 RBI at the time ...Came off D.L. on May 13 and played in 71 of Braves' next 77 G's before suffering a slightly torn ligament in his left knee ...Went on D.L. for second time on August 10 ...Did not see any action the remainder of the season.

1986:—Thomas started the '86 season with Atlanta, despite having played in just 11 games at AAA ...Shared the shortstop job with Rafael Ramirez ...Batted .306 in the first half; just .199 after the All-Star game ...Hit first M.L. HR off Larry McWilliams, May 28 at Pittsburgh ...Earned Topps' Major League Rookie All-Star team honors (only the 7th Brave to win that honor).

1985:—Spent most of '85 at AA Greenville; was promoted to Richmond for 11 G's; and then to Atlanta on Sept. 3 ...Made M.L. debut on Sept. 3 at Pittsburgh as a pinch-runner (scored) ...Made first M.L. AB on Sept. 11 at L.A. ...Collected his first M.L. hit off Goose Gossage on Sept. 28 ...Had 9 HR's and 59 RBI at AA Greenville ...Was 2nd in Southern League in total chances (525), while fielding at .941 clip ...Earned S.L. All-Star honors.

1984:—Played entire season at Class A Durham and was voted top defensive shortstop in the Carolina League in a poll of managers.

1983:—Was hitting .315 in his first 61 G's at Anderson at time of promotion to Durham.

1982:—Began pro career at Bradenton.

PERSONAL/MISC.:—Full name ANDRES PEREZ THOMAS ... Graduated from Colegio Parrosqial San Rafael High School in Boca Chica, D.R. in 1981 ...Played baseball and basketball, leading hoops team in scoring his senior season.

BRAVES BITS

DID YOU KNOW: . . . Braves' hitting instructor Clarence Jones was the first American player to ever capture the Japanese home run title in 1974.

Thomas (Continued)

Thomas' Career Record

Year	Club	AVG.	G	AB	R	H	2B	3B	HR	RBI	BB	SO	SB
1982	Bradenton	.259	44	143	18	37	2	1	1	14	7	20	8
1983	Anderson	.315	61	251	33	79	8	4	1	20	14	44	10
	Durham	.248	70	290	17	72	14	0	2	41	10	48	3
1984	Durham	.263	114	460	64	121	18	4	7	44	32	75	19
1985	Greenville	.249	114	458	53	114	18	4	9	59	23	63	3
	Richmond	.179	11	28	3	5	0	0	1	6	6	6	0
	ATLANTA	.278	15	18	6	5	0	0	0	2	0	2	0
1986	ATLANTA	.251	102	323	26	81	17	2	6	32	8	49	4
1987	ATLANTA	.231	82	324	29	75	11	0	5	39	14	50	6
1988	ATLANTA	.252	153	606	54	153	22	2	13	68	14	95	7
1989	ATLANTA	.213	141	554	41	118	18	0	13	57	12	62	3
1990	ATLANTA	.219	84	278	26	61	8	0	5	30	11	43	2
Minor Totals		.263	414	1630	188	428	60	13	21	184	92	256	43
A.L. Totals		—	—	—	—	—	—	—	—	—	—	—	—
N.L. Totals		.234	577	2103	182	493	76	4	42	228	59	301	22
Atlanta Totals		.234	577	2103	182	493	76	4	42	228	59	301	22
M.L. Totals		.234	577	2103	182	493	76	4	42	228	59	301	22

Thomas' Career Transactions

- Signed as a free-agent by Atlanta on December 16, 1981.
- On disabled list April 20 to May 13, 1987.
- On disabled August 10 through remainder of the 1987 season.
- On disabled list Aug. 9-16, 1990.

Thomas' N.L. Home Runs by Ballpark

at Atlanta	17	at Houston	1	at New York	2
at Chicago	1	at Los Angeles	2	at Philadelphia	2
at Cincinnati	4	at Montreal	4	at San Diego	2
at Pittsburgh	3	at San Francisco	3	at St. Louis	2

Thomas' M.L. Fielding

SS

Year	Pct.	G	PO	A	E	TC	DP
1985	.920	10	6	17	2	25	2
1986	.958	97	143	290	19	452	62
1987	.953	81	128	276	20	424	56
1988	.959	150	230	456	29	715	90
1989	.956	138	231	400	29	660	81
1990	.967	72	103	193	10	306	41
Totals	.958	548	841	1632	109	2582	332
			3B				
Year	Pct.	G	PO	A	E	TC	DP
1990	1.000	5	1	7	0	8	2
Totals	1.000	5	1	7	0	8	2

Thomas (Continued)

Thomas' Detailed Hitting Statistics

1990 SEASON							CAREER				
	AVG.	G	AB	H	HR	RBI	AVG.	AB	H	HR	RBI
Season	.219	84	278	61	5	30	.234	2103	493	42	228
Home	.229	46	157	36	1	12	.232	1009	234	17	101
Road	.207	38	121	25	4	18	.237	1094	259	25	127
vs Atl	—	—	—	—	—	—	—	—	—	—	—
Cin	.333	5	12	4	0	2	.354	209	53	6	26
Hou	.217	7	23	5	0	3	.239	180	43	3	17
LA	.067	6	15	1	0	0	.188	202	38	4	12
SD	.286	6	21	6	1	5	.251	223	56	3	32
SF	.000	2	5	0	0	0	.259	204	47	7	27
NL West	.211	26	76	16	1	10	.238	1018	237	23	114
vs Chi	.200	8	25	5	0	4	.184	163	30	3	12
Mtl	.323	9	31	10	2	6	.252	163	41	4	23
NY	.167	10	36	6	1	3	.235	187	44	3	14
Pha	.159	12	44	7	0	1	.277	224	62	2	31
Pit	.250	9	28	7	0	1	.268	153	41	5	15
STL	.263	10	38	10	1	5	.195	195	38	2	19
NL East	.223	58	202	45	4	20	.236	1085	256	19	114
Pre-ASG	.223	42	130	29	3	11					
Post-ASG	.216	42	148	32	2	19					
In April	.056	7	18	1	0	0					
May	.270	20	63	17	1	7					
June	.188	6	16	3	1	1					
July	.198	25	86	17	2	5					
Aug	.226	14	53	12	1	9					
Sept/Oct	.262	12	42	11	0	8					
Day	.174	22	69	12	1	6					
Night	.234	62	209	49	4	24					
Grass	.217	64	212	46	2	20					
Turf	.227	20	66	15	3	10					
vs RHP	.216	—	176	38	1	15					
vs LHP	.225	—	102	23	4	15					
P-Hitting	.400	—	10	4	0	0					

CAREER HIGHS

MOST HITS: 5, 6/27/88 vs. S.F.; MOST RBI: 5, 2 Times, Last: 5/2/90 at Mtl.
 MOST HR: 2, 2 Times, Last: 6/18/88 vs. Hou.; MOST SB's: 1, 22 Times, Last: 7/6/90 vs. NY; LONGEST HITTING STREAK: 10G, 2 Times, Last: 6/27-7/6/88.

BRAVES BITS

DID YOU KNOW: . . . Danny Goodwin, the Braves' director of community relations, was the only player in Major League history to be drafted #1 on two separate occasions. In 1971, as a high school senior he was drafted by the Chicago White Sox and in 1975, as a college senior, was drafted by the California Angels.

Andy Tomberlin #59



POSITION: OF
BATS: L **THROWS:** L
HT: 5' 11" **WT:** 160

OPENING DAY AGE: 24
BORN: November 7, 1966, at Monroe, NC
RESIDES: Monroe, NC
M.L. SERVICE: 0 + 000
CONTRACT STATUS: Signed thru '91

ACQUIRED:—Signed as a non-drafted free agent by Braves Aug. 16, 1985.

1990 SEASON:—Topped the .300 mark at both AA Greenville (.311 in 60 games) and AAA Richmond (.304 in 80 games) ...Hit a combined .307 for Greenville and Richmond, with 8 HR's, 56 RBI and 20 SB's ...Has hit over .300 at the A, AA and AAA levels ...Led the R-Braves in 1990 with a .435 SLG% ...Promoted to Richmond on June 12 ...Proceeded to hit in 61 of 80 G's, including 17 multiple-hit games ...Named the R-Braves' Most Competitive Player, and the team's Player of the Month for July (.307, 1HR, 14RBI).

PRO CAREER: 1989—At Class A Durham, named to Carolina League All-Star team as an OF; T4th in the loop with a .281 BA ...Tied for league lead in intentional walks and ranked 4th in HR's ...Belted 3 HR's in 1 game on July 9 vs. Frederick ...Finished 3rd in circuit in both OB% (.381) and SLG% (.460).

1988:—Switched to OF after 2 years as a pitcher ...Hit combined .310 at both Burlington (Rookie) and Durham and stole 23 bases.

1987:—Pitching for Pulaski (Rookie), Tomberlin struck out 51 in 45 IP ...Ended his pitching career in the minors with a 2-year record of 7-2.

1986:—Began pro career pitching for Class A Sumter and Pulaski.

PERSONAL/MISC.:—Full name ANDY LEE TOMBERLIN ...Single ...1985 graduate of Piedmont High School in Monroe, NC ...Earned All-Conference and All-County honors, and was also named Conference Player of the Year in baseball ...Selected as the County Player of the Year as a junior and senior ...Also participated in football, basketball and track.

Tomberlin's Career Record

Year	Club	W-L	ERA	G	GS	CG	SHO	SV	IP	H	R	ER	BB	SO
1986	Sumter	1-0	4.62	13	0	0	0	1	25.0	18	17	13	27	22
	Pulaski	2-0	2.12	3	3	0	0	0	17.0	13	4	4	9	15
1987	Pulaski	4-2	4.43	12	6	0	0	0	45.0	35	23	22	29	51
Minor Totals		7-2	4.03	28	9	0	0	1	87.0	66	44	39	65	88

Year	Club	AVG.	G	AB	R	H	2B	3B	HR	RBI	BB	SO	SB
1988	Burlington	.343	43	134	24	46	7	3	3	18	22	23	7
	Durham	.301	83	256	43	77	16	3	6	35	49	42	16
1989	Durham	.281	119	363	63	102	13	2	16	61	54	82	35
1990	Greenville	.311	60	196	31	61	9	1	4	25	20	35	9
	Richmond	.304	80	283	36	86	19	3	4	31	39	43	11
Minor Totals		.300	385	1232	197	372	64	12	33	170	184	225	78

Tomberlin's Career Transactions

—Signed as a non-drafted free agent by Braves on August 16, 1985.

Jeff Treadway #15



POSITION: IF
BATS: L **THROWS:** R
HT: 5' 11" **WT:** 170

OPENING DAY AGE: 28
BORN: January 22, 1963, at
Columbus, GA
RESIDES: Griffin, GA
M.L. SERVICE: 3 + 034
CONTRACT STATUS: Signed thru '91

ACQUIRED:—Contract purchased by the Braves from Cincinnati Reds on March 25, 1989.

1990 SEASON:—Provided punch at 2B with career highs in HR's and BA ...His .283 BA was the highest for a Braves 2B since Felix Millan hit .289 in 1971 ...Became the 8th Braves 2B since 1900 to hit 10 or more HR's in a season ...Treadway, who had hit 14 HR's in his 1st 292 career games, exploded for 3 HR's (narrowly missing a 4th) on May 26 at Pha. ...His 6 RBI that night were also a career high, and matched the Braves' 1990 team high (Gant also had 6 RBI on July 5) ...Three-homer feat was first for a Braves since Ken Griffey knocked out 3 vs. Pha. on July 22, 1986, in Atlanta ...The last Brave before Treadway to hit 3 HR's in a game on the road was Orlando Cepeda, who walloped 3 round-trippers at Chi., on July 26, 1970 ...Treadway also became the first Braves 2B ever to homer 3 times in 1 game ...He was only 1 of 3 N.L. players to turn the 3-HR trick in 1990 and his 12 TB's also tied the 1990 N.L. high ...Led all Braves regulars by hitting .341 with runners in scoring position (42x123) ...Collected a career-high 4 hits at Chi. on Aug. 19 ...Put together a 10-game hitting streak April 30-May 11 (17x38, .447), and hit safely in 18 of 19 games April 16-May 11 (26x69, .377) ...Top BA for year was a .350 mark through May 9, which ranked 7th in the N.L. ...Went on to compile another hot streak, hitting in 26 of 33 G's June 12 (2nd game) - July 25 (40x127, .315BA, 5HR's, 20RBI) ...Reached All-Star break with 9 HR's, 40 RBI and a .297 BA ...Drove in 34 runs in 48 G's May 22-July 25 ...Had the 9th-best strikeout ratio in the N.L. (1 per 12.2 plate appearances) ...Hit .303 vs. LHP, and .301 at home ...Missed 9 starts after bruising his left knee in a collision with Montreal's Dave Martinez on July 15 ...Had best success vs. Expos (18x54, .333), Mets (11x33, .333), and Padres (14x43, .326) ...Honored as the N.L. Player-of-the-Week for week of May 21-27 on the strength of his 3-HR game vs. Pha.

PRO CAREER 1989:—Provided stellar defense at 2B while batting .277 ...Model of consistency, batting .276 in first half and .278 after All-Star break ...Treadway's BA peaked at .304 on June 22; he had enough at-bats to qualify among the league leaders after June 23, when he was batting .299, 7th in the N.L., his highest ranking of the season ...After May 11, Treadway never saw his BA dip below .273 ...Fashioned a career-high 16-G hitting streak Aug. 25-Sept. 10 (23x67, .343, 1HR, 5 2B's, 11RBI) ...Was the longest hitting streak by a Brave since Jerry Royster hit in 17 straight G's Aug. 4-27, in '82 ...Batted .429 (9x21) with runners in scoring position after Aug. 10 ...Hit safely in 43 out of 50 G's April 20-June 22 (59x182, .324) ...Among his 8 HR's, 6 came on the road, including an inside-the-park homer at Cin. Aug. 6 (Braves' 1st since July 28, '85, when Paul Runge hit one at Pha.) ...Batted .301 vs. right-handers (110x366) ...Performed the hidden ball trick against S.D. on Aug. 11 (G1), in the 9th inning, helping preserve a 6-5 Braves' win ...Had the 4th-best

Treadway (Continued)

strikeout ratio in N.L. (1 per every 13.5 plate appearances) ...Led the Braves starters with a .309 BA (42x136) on artificial turf ...Went 10x27 (.370) vs. N.Y., with 1 HR and 4 RBI ...Played 123 G's at second base, and 6 errorless G's at third.

1988:—Started 80 G's at 2B before having season end prematurely Aug. 27 when he suffered a separated left shoulder in home plate collision with Cards' catcher Tom Pagnozzi ...Hit .252 in 103 G's, including a torrid month of May (26x76, .342) ...Put together 14-G hitting streak May 3-21.

1987:—Had excellent season at AAA Nashville, finishing 9th in the America Association in batting at .315 ...Topped all A.A. second basemen with a .980 fielding percentage ...Promoted to Reds on Sept. 1, and collected 2 H's in his M.L. debut Sept. 4 at Chi. ...Hit .333 (28x84) in 23 G's for Cin. the remainder of season.

1986:—Earned quick promotion from AA Vermont, after hitting .336 in 33 G's ...Sent to Denver on May 24, where he hit .328 in 72 G's ...Had a red-hot July, batting .425.

1985:—Played entire season at Vermont, where his .302 BA ranked 5th in the Eastern League ...Was selected to the Eastern League All-Star team ...Also honored by Topps as their 2nd baseman on the All-Star team for all Class AA leagues.

1984:—Began pro career at Tampa of the Florida State League, where he was selected to the league All-Star team, while being named the best defensive third baseman in the F.S.L. ...Hit .309 in 119 G's.

PERSONAL/MISC.:—Full name HUGH JEFFREY TREADWAY ...Married the former Lori Ann Watts ...Two children, Benjamin Hunt and Alden McRae ...1981 graduate of Griffin (GA) High School, where he received All-America honors and had a career .402 BA ...Named MVP of the basketball team in his senior season ...Attended Middle Georgia College and the University of Georgia, and played on both schools' baseball teams, posting a combined .379 BA.

Treadway's Career Record

Year	Club	AVG.	G	AB	R	H	2B	3B	HR	RBI	BB	SO	SB
1984	Tampa	.309	119	372	44	115	16	0	0	44	54	40	13
1985	Vermont	.302	129	431	63	130	17	1	2	49	71	40	6
1986	Vermont	.336	33	122	18	41	8	1	1	16	23	12	3
	Denver	.328	72	204	20	67	11	4	3	23	19	12	3
1987	Nashville	.315	123	409	66	129	28	5	7	59	52	41	2
	Cincinnati	.333	23	84	9	28	4	0	2	4	2	6	1
1988	Cincinnati	.252	103	301	30	76	19	4	2	23	27	30	2
1989	ATLANTA	.277	134	473	58	131	18	3	8	40	30	38	3
1990	ATLANTA	.283	128	474	56	134	20	2	11	59	25	42	3
Minor Totals		.313	476	1538	211	482	80	11	13	191	219	145	27
A.L. Totals		—	—	—	—	—	—	—	—	—	—	—	—
N.L. Totals		.277	388	1332	153	369	61	9	23	126	84	116	9
Atlanta Totals		.280	262	947	114	265	38	5	19	99	55	80	6
M.L. Totals		.277	388	1332	153	369	61	9	23	126	84	116	9

Treadway's Career Transactions

- Signed by the Cincinnati Reds as a free-agent January 29, 1984.
- Purchased by the Braves from Cincinnati on March 25, 1989.

Treadway (Continued)

Treadway's N.L. Home Runs by Ballpark

at Atlanta	7	at Houston	0	at New York	1
at Chicago	0	at Los Angeles	1	at Philadelphia	3
at Cincinnati	7	at Montreal	1	at San Diego	0
at Pittsburgh	1	at San Francisco	1	at St. Louis	1

Treadway's M.L. Fielding

2B							
Year	Pct.	G	PO	A	E	TC	DP
1987	.958	21	44	48	4	96	14
1988	.984	97	188	252	7	447	49
1989	.981	123	271	336	12	619	80
1990	.976	122	241	360	15	616	72
Totals	.979	363	744	996	38	1778	21
3B							
Year	Pct.	G	PO	A	E	TC	DP
1988	.667	2	1	1	1	3	1
1989	1.000	6	2	5	0	7	0
Totals	.998	8	3	6	1	10	1

Treadway's Detailed Hitting Statistics

	1990 SEASON						CAREER				
	AVG.	G	AB	H	HR	RBI	AVG.	AB	H	HR	RBI
Season	.283	128	474	134	11	59	.277	1332	369	23	126
Home	.301	58	219	66	5	27	.287	635	182	11	63
Road	.267	70	255	68	6	32	.268	697	187	12	63
vs Atl	—	—	—	—	—	—	.351	37	13	0	2
Cin	.286	14	56	16	1	6	.301	113	34	3	13
Hou	.232	15	56	13	0	4	.219	151	33	1	6
LA	.296	14	54	16	0	5	.281	146	41	2	11
SD	.326	13	43	14	1	8	.281	128	36	3	17
SF	.254	17	63	16	1	8	.251	175	44	3	19
NL West	.292	55	202	59	8	28	.268	750	201	12	68
vs Chi	.314	9	35	11	0	3	.314	121	38	0	8
Mtl	.333	12	54	18	2	9	.254	126	32	2	16
NY	.333	10	33	11	2	4	.338	77	26	3	8
Pha	.261	7	23	6	3	8	.316	76	24	4	11
Pit	.182	11	33	6	1	3	.284	95	27	1	10
StL	.292	6	24	7	0	1	.241	87	21	1	5
NL East	.292	55	202	59	8	28	.287	582	168	11	58
Pre-ASG	.297	73	279	83	9	40					
Post-ASG	.262	55	195	51	2	19					
In April	.300	13	50	15	1	3					
May	.315	24	89	28	4	17					
June	.297	28	111	33	2	16					
July	.254	19	67	17	3	9					
Aug	.247	22	85	21	1	5					
Sept/Oct	.278	22	72	20	0	9					
Day	.283	30	106	30	2	13					
Night	.283	98	368	104	9	46					
Grass	.294	90	330	97	5	38					
Turf	.257	38	144	37	6	21					
vs RHP	.276	—	355	98	7	39					
vs LHP	.225	—	102	23	4	15					
P-Hitting	.333	—	6	2	0	2					

CAREER HIGHS

MOST HITS: 4, 8/19/90
 at Chi.; MOST RBI: 6,
 5/26/90 at Pha.; MOST HR:
 3, 5/26/90 at Pha.; MOST
 SB's: 1, 9 Times, Last:
 9/11/90; LONGEST HITTING
 STREAK: 16G, 8/25-
 9/10/89.

Matt Turner #57



POSITION: RHP
BATS: R **THROWS:** R
HT: 6'5" **WT:** 215

OPENING DAY AGE: 24
BORN: February 18, 1967, at
 Lexington, KY
RESIDES: Lexington, KY
M.L. SERVICE: 0 + 000
CONTRACT STATUS: Signed thru '91

ACQUIRED:—Signed by Braves as free agent May 21, 1986.

1990 SEASON:—Posted excellent numbers at AA Greenville in 40 relief appearances ...Compiled a 2.66 ERA in 67.2 IP, allowing only 59 hits while striking out 60 ...Spent season on Greenville-Richmond shuttle; was promoted to the R-Braves on May 23, returning to the G-Braves on June 26, then was recalled again by Richmond on Aug. 8 ...Went 2-3 in 22 G's at AAA ...Started 1 game in 1990, on June 25 for Richmond vs. Columbus in the 2nd game of a DH (L, 5IP, 5H, 3ER, 1BB, 3K's).

PRO CAREER: 1989:—Finished 2nd in the Carolina League with a 2.44 ERA and ranked 3rd in the league with 53 appearances ...Led the Durham staff with 114 strikeouts.

1988:—Recorded a combined 2-3 mark at Class A Burlington and Class A Sumter.

1987:—Struck out 102 in only 94 IP at Sumter; his 11.37 K's per 9 innings was the 3rd-best ratio in the Sout Atlantic League.

1986:—Began pro career at Pulaski.

PERSONAL/MISC.:—Full name WILLIAM MATTHEW TURNER ...Married; wife's name Roni ...1985 graduate of Lafayette High School in Lexington, KY, where he lettered in baseball ...Attended Middle Georgia College in Cochran, GA.

Turner's Career Record

Year	Club	W-L	ERA	G	GS	CG	SHO	SV	IP	H	R	ER	BB	SO
1986	Pulaski	1-3	4.62	18	5	0	0	2	49.0	55	36	25	28	48
1987	Sumter	2-3	4.71	39	9	0	0	0	94.0	91	61	49	48	102
1988	Burlington	1-3	6.55	7	6	0	0	0	34.0	43	27	25	16	26
	Sumter	1-0	4.60	7	0	0	0	0	16.0	17	8	8	3	7
1989	Durham	9-9	2.44	53	3	0	0	1	118.0	95	38	32	47	114
1990	Greenville	6-4	2.66	40	0	0	0	4	67.2	59	25	20	29	60
	Richmond	2-3	3.86	22	1	0	0	2	42.0	44	20	18	16	36
Minor Totals		22-25	3.70	186	24	0	0	9	420.2	404	215	177	187	393

Turner's Career Transactions

—Signed by Braves as free agent May 21, 1986.

Turk Wendell #58



POSITION: RHP
BATS: L **THROWS:** R
HT: 6'2" **WT:** 175

OPENING DAY AGE: 23
BORN: May 19, 1967, at Pittsfield, MA
RESIDES: Dalton, MA
M.L. SERVICE: 0 + 000
CONTRACT STATUS: Signed thru '91

ACQUIRED:—Braves' 7th selection in the 1988 June draft.

1990 SEASON:—Served as both a starter and a reliever at Class A Durham and AA Greenville ...Worked predominantly as a starter at Durham (1 relief appearance in 6 games), compiling a 1.86 ERA in 38.2 IP ...Made 13 starts for G-Braves after promotion to AA, and also pitched in 23 G's in relief ...While at Greenville, Wendell notched 85 strikeouts in 91 IP.

PRO CAREER: 1989:—Started season at Burlington (Rookie), and led Midwest League pitchers in CG's with 9 and SHO's with 5 ...Finished 7th in the loop with a 2.21 ERA ...Combined to fan 183 batters in 187 IP at Burlington, Durham, and Greenville ...Strung together an outstanding 40 inning stretch at Burlington in which he allowed only 3 ER's, including back-to-back SHO's vs. Kenosha on May 26 and Waterloo on May 31.

1988:—Began pro career at Pulaski, where he led Appalachian League pitchers with 101 IP, 6 CG's and a 1.000 fielding pct. ...Wendell's 87 strikeouts ranked 5th in the loop.

PERSONAL/MISC:—Full name STEVEN JOHN WENDELL ... Single ...1985 graduate of Wahconah (MA) Regional High School ...Fired 3 no-hitters and was named to All-Western Massachusetts baseball team in 1985 ...Attending Quinnipiac College in Hamden, Conn. ...Named to All-NECC team in 1987 and to 2nd team All-New England in 1988.

Wendell's Career Record

Year	Club	W-L	ERA	G	GS	CG	SHO	SV	IP	H	R	ER	BB	SO
1988	Pulaski	3-8	3.83	14	14	6	1	0	101.0	85	50	43	30	87
1989	Burlington	9-11	2.21	22	22	9	5	0	159.0	127	63	39	41	153
	Greenville	0-0	9.82	1	1	0	0	0	4.0	7	5	4	1	3
	Durham	2-0	1.13	3	3	1	0	0	24.0	13	4	3	6	27
1990	Durham	1-3	1.86	6	5	1	0	0	38.2	24	10	8	15	26
	Greenville	4-9	5.74	36	13	1	1	2	91.0	105	70	58	48	85
Minor Totals		19-31	3.34	82	58	18	7	2	417.2	361	202	155	141	381

Wendell's Career Transactions

—Braves' 7th selection in the 1988 June draft.

Non-Roster Invitees

William Brennan #45



POSITION: RHP
BATS: R **THROWS:** R
HT: 6'3" **WT:** 185

OPENING DAY AGE: 28
BORN: January 13, 1963, at Tampa, FL
RESIDES: Kennesaw, GA
M.L. SERVICE: 0 + 036
CONTRACT STATUS: Signed thru '91

ACQUIRED:—Signed by the Braves as a six-year minor league free agent in January, 1991.

1990 SEASON:—Worked predominately as a reliever for first time in pro career ...Went 8-7 for AAA Tuscon, including 2 complete games in his 8 starts ...His 41 appearances marked a career-high.

PRO CAREER: 1989:—At AAA Albuquerque, he split his season between starting and relief roles (34 games, 17 starts) ...Set personal best with 104 K's ...Ranked 3rd on Dukes' staff in strikeouts and IP (129).

1988:—His 14 victories at Albuquerque set a career-high ...Promoted to L.A. in July and made his big league debut on July 19 at St. Louis ...Pitched 4.2 innings, allowing 3 runs, and took the loss ...Returned to AAA, but was brought back by Dodgers in Sept., making 3 more appearances (1 start) ...Began year at Albuquerque by winning 10 of his first 12 decisions ...His 14 wins and 167 IP ranked 2nd on Dukes' staff.

1987:—Reached AAA level in only his 3rd pro season ...Compiled a 10-9 record in 28 starts ...Tossed 4 CG's, including 1 SHO ...Was the winning pitcher (in relief) of the 1987 Pacific Coast League Championship game for Albuquerque.

1986:—At AA San Antonio, Brennan went 7-9 in 26 G's (21 starts).

1985:—Began pro career at Class A Vero Beach, compiling a 2.85 ERA while winning 10 of 19 decisions, with 5 complete games and 1 SHO.

PERSONAL/MISC.:—Full name WILLIAM RAYMOND BRENNAN ... Goes by William ...Married the former Lisa Goodwin ...One son, Logan ...A 1981 graduate of Hillwood (TN) High School ...Attended Mercer University in Macon, GA, where he was recognized as being among top hurlers in TAAC ...Played semi-pro baseball for Warner-Robbins (GA) Reds.

Brennan's Career Record

Year	Club	W-L	ERA	G	GS	CG	SHO	SV	IP	H	R	ER	BB	SO
1985	Vero Beach	10-9	2.85	22	21	5	1	0	142.0	121	64	45	59	74
1986	San Antonio	7-9	3.87	26	21	3	0	0	146.2	149	75	63	61	83
1987	Albuquerque	10-9	4.31	28	28	4	1	0	171.1	188	95	82	67	95
1988	Albuquerque	14-8	3.82	29	28	5	0	0	167.0	177	85	71	51	83
	Los Angeles	0-1	6.75	4	2	0	0	0	9.1	13	7	7	6	7
1989	Albuquerque	6-9	5.23	34	17	2	0	0	129.0	149	87	75	57	104
1990	Tucson	8-7	4.73	41	8	2	0	0	110.0	104	68	58	89	88
Minor Totals		55-51	4.09	180	123	21	2	0	866.0	888	474	394	384	527
A.L. Totals		—	—	—	—	—	—	—	—	—	—	—	—	—
N.L. Totals		0-1	6.75	4	2	0	0	0	9.1	13	7	7	6	7
Atlanta Totals		—	—	—	—	—	—	—	—	—	—	—	—	—
M.L. Totals		0-1	6.75	4	2	0	0	0	9.1	13	7	7	6	7

Brennan (Continued)

Brennan's Career Transactions

—Selected as a free agent by the Los Angeles Dodgers on Sept. 1, 1984.

—Selected by Houston in the Rule 5 draft, December 4, 1989.

—Signed by the Braves as a six-year minor league free agent in January, 1991.

John Davis #73



POSITION: RHP
BATS: R **THROWS:** R
HT: 6'7" **WT:** 215

OPENING DAY AGE: 28
BORN: January 5, 1963, at Chicago, IL
RESIDES: Northridge, CA
M.L. SERVICE: 1 + 115
CONTRACT STATUS: Signed thru '91

ACQUIRED:—Signed by the Braves as six-year minor league free agent in December, 1990.

1990 SEASON:—Recorded a 1-3 mark in 6 games for AAA Denver before being released by Zephyrs and signed by the Padres as a free agent on May 1 ...Assigned to AAA Las Vegas, and on July 19 was promoted to parent club ...Went 0-1 for Padres in 6 relief appearances ...Was outrighted to Las Vegas on Aug. 22 ...Started 11 of 18 games, going 2-4 with 1CG.

PRO CAREER: 1989:—Enjoyed strong season in relief at AAA Vancouver, posting a 2.37 ERA and 11 saves in 35 appearances ...Allowed only 33 hits in 49.1 IP ...Promoted to Chi. in Sept., going 0-1 in 4 relief appearances.

1988:—Major League struggles resulted in 2 assignments to Vancouver during season, yet finished 4th on Chi. staff in appearances ...Began season with parent club in solid fashion, compiling a 1.80 ERA in 12 appearances through May 7 ...Lost effectiveness over next month, and had ERA rise to 5.73 before his outright to Vancouver on June 4 ...Returned to Majors on July 7 and pitched well until final 3 appearances at end of month ...Assigned to Vancouver again on Aug. 1 before returning once more to Chi. on Aug. 16 ...Surrendered 1st M.L. homer on April 12 to California's Jack Howell, after going 48 innings without allowing a circuit clout.

1987:—Earned 1st promotion to Majors after going 4-3 with a 2.66 ERA and 7 saves in 43 G's at AAA Omaha ...Made big league debut July 24 at Balt. ...Pitched outstanding ball over duration of campaign, weaving a 5-2 mark, a 2.27 ERA and 2 saves in 27 relief outings ...Captured 1st M.L. win Aug. 9 at Bos. after hurling 6.2 innings of 3-hit relief in an 8-3 victory ...The 6.2 IP marked Davis' longest stint of the season ...By Aug. 27, Davis' log stood at 3-0 with a 1.25 ERA (3 ER's in 21.2 IP) ...Picked up 1st M.L. save on Aug. 19 at Tex. ...Never allowed more than 2 ER's in any one outing, and permitted as many as 2 ER's only twice ...Went entire 43.2 innings without allowing a HR.

1986:—Converted into a reliever at AA Memphis and finished season with 8 saves, 3rd on Chicks' staff ...Despite high ERA, he gave up only 99 hits in 111.1 IP ...Promoted to AAA Omaha near end of year to help club in its playoff drive.

Davis (Continued)

1985:—Season-long struggle at Memphis ended after 15 losses in 21 decisions ...Tossed 4 CG's.

1984:—Went 7-11 in 25 starts at Class A Ft. Myers, going the distance on 5 occasions.

1983:—Split season as a starter and reliever at Class A Charleston, compiling a 5-6 log in 20 appearances.

1982:—Won 7 of 8 decisions at Butte (Rookie), but finished with a 6.14 ERA in 14 starts.

1981:—Began pro career at Sarasota (Rookie).

PERSONAL/MISC:—Full name JOHN KIRK DAVIS ...Married the former Misty Dean ...1981 graduate of Centennial (CO) High School, where he lettered in baseball and basketball ...Led hoop squad to perfect season and was twice named to All-South Central League team ...Earned All-Colorado honors in both sports ...Also played American Legion baseball ...Is the son of Millard Davis, who played pro basketball with NBA's St. Louis Hawks in 1957-58.

Davis' Career Record

Year	Club	W-L	ERA	G	GS	CG	SHO	SV	IP	H	R	ER	BB	SO
1981	Sarasota	2-2	5.10	10	4	0	0	0	30.0	28	21	17	23	13
1982	Butte	7-1	6.14	14	14	2	0	0	80.2	100	62	55	37	38
1983	Charleston	5-6	6.58	20	11	4	1	0	78.0	104	64	57	40	48
1984	Ft. Myers	7-11	4.53	25	25	5	0	0	153.0	170	91	77	70	84
1985	Memphis	6-15	5.39	27	27	4	0	0	160.1	186	113	96	75	103
1986	Memphis	6-6	4.69	41	5	0	0	8	111.1	99	63	50	69	70
	Omaha	0-0	4.50	2	0	0	0	1	2.0	2	1	1	1	1
1987	Omaha	4-3	2.66	43	0	0	0	7	50.2	34	16	14	27	44
	Kansas City	5-2	2.27	27	0	0	0	2	43.2	29	13	11	26	24
1988	Chicago(A.L.)	2-5	6.64	34	1	0	0	1	63.2	77	58	47	50	37
	Vancouver	1-0	3.18	15	0	0	0	5	17.0	14	7	6	4	9
1989	Vancouver	4-3	2.37	35	0	0	0	11	49.1	33	24	13	33	57
	Chicago(A.L.)	0-1	4.50	4	0	0	0	0	6.0	5	4	3	2	5
1990	Denver	1-3	12.46	6	0	0	0	1	4.1	4	7	6	8	3
	Las Vegas	2-4	4.34	18	11	1	0	1	74.2	68	40	36	43	68
	San Diego	0-1	5.79	6	0	0	0	0	9.1	9	7	6	4	7
Minor Totals		45-54	4.85	256	97	16	1	34	811.1	842	509	437	430	538
A.L. Totals		7-8	4.84	65	1	0	0	3	113.1	111	75	61	78	66
N.L. Totals		0-1	5.79	6	0	0	0	0	9.1	9	7	6	4	7
Atlanta Totals		—	—	—	—	—	—	—	—	—	—	—	—	—
M.L. Totals		7-9	4.92	71	1	0	0	3	122.2	120	82	67	82	73

Davis' Career Transactions

—Selected in the 7th round of the June 1981 Free Agent draft by the Kansas City Royals.

—Obtained by the Chicago White Sox with Melido Perez, Chuck Mount and Greg Hibbard in exchange for Floyd Bannister and Dave Cochane on 12/10/87.

—Signed by the Brewers as a free agent on April 18, 1990.

—Released by the Brewers on April 25, 1990.

—Signed by the Padres as a free agent on May 1, 1990.

—Signed by the Braves as a six-year minor league free agent in December, 1990.

Brian Deak #60



POSITION: C
BATS: R **THROWS:** R
HT: 6'0" **WT:** 183

OPENING DAY AGE: 23
BORN: October 25, 1967, at
 Harrisburg, PA
RESIDES: Scottsdale, AZ
M.L. SERVICE: 0 + 000
CONTRACT STATUS: Signed thru '91

ACQUIRED:—Was the Braves' 3rd selection in the 1986 January draft.

1990 SEASON:—Endured disappointing season after steadily increasing his HR totals in his first 4 minor league campaigns ...Hit .218 in 66 games at AA Greenville, before being assigned to Class A Durham ...Batting slump continued at A ball, where Deak hit .188 in 43 games ...Has belted 74 HR's in 5 minor league seasons.

PRO CAREER: 1989:—Despite missing 35 games, Deak led the Braves' minor league system with 21 HR's, his 2nd consecutive season with 20+ homers ...Represented Durham in the Carolina League All-Star game, and was honored with post-season All-Star recognition ...Would have been promoted to Atlanta in Sept., but suffered broken finger on throwing hand Aug. 24 ...Posted a 2-HR, 5-RBI game at Salem April 28 ...Had 6 3-RBI games.

1988:—Ranked 2nd on Burlington in home runs (20) and RBI (59).

1987:—Led Class A Sumter in homers with 15, including 2 grand slams.

1986:—Named Player-of-the-Year in the Rookie Appalachian league while playing for Pulaski ...Led league in slugging (.604) and OB% (.460) and was 2nd in batting (.325) and total bases (119) ...Overall statistical excellence earned him the Howe News Bureau's "Star of Stars" award.

PERSONAL/MISC.:—Full name BRIAN LOUIS DEAK ...Married the former Roseann Realmonte on Dec. 17, 1988 ...1985 graduate of Chaparral High School in Scottsdale, AZ ...All-State in baseball ...Attended Yavapai Junior College (Prescott, AZ) ...Hit 29 HR's in 59 games ...Named national JUCO Player-of-the-Year and first team All-America.

Deak's Career Record

Year	Club	AVG.	G	AB	R	H	2B	3B	HR	RBI	BB	SO	SB
1986	Pulaski	.325	62	197	45	64	15	2	12	43	49	57	12
1987	Sumter	.202	92	252	50	51	6	0	15	49	68	89	7
1988	Burlington	.246	119	345	58	85	19	1	20	59	79	130	3
1989	Durham	.235	113	327	44	77	10	0	21	64	66	111	3
1990	Greenville	.218	66	188	24	41	13	0	3	26	43	47	2
	Durham	.188	43	133	14	25	3	1	3	16	23	41	2
Minor Totals		.238	495	1442	235	343	66	4	74	257	328	475	29

Deak's Career Transactions

—Braves' 3rd selection in the 1986 January draft.

Tyler Houston #65



POSITION: C
BATS: L THROWS: R
HT: 6'2" WT: 210

OPENING DAY AGE: 20
BORN: January 17, 1971, at
Las Vegas, NV
RESIDES: Las Vegas, NV
M.L. SERVICE: 0 + 000
CONTRACT STATUS: Signed thru '91

ACQUIRED:—Was the Braves' 1st selection (2nd overall) in the 1989 June draft.

1990 SEASON:—Maintained strong run production (13 HR's, 56 RBI in 117 games) despite sub-par BA ...Best outburst of season occurred July 29-30, when he followed a 1-HR, 3-RBI game with a 2-HR, 4-RBI performance, both games vs. Asheville.

PRO CAREER: 1989:—Assigned to Idaho Falls (Rookie) in the Pioneer League after signing with Braves ...Began pro career with an 8-game hitting streak (12x26, .462), with 1 HR and 7 RBI ...In debut, vs. Billings on June 26, hit a 460 ft. 3-run homer in 2nd AB ...Went 4x5 vs. Pocatello on July 14 ...Also had a 3x5 game with a .243 BA, with 4 HR's and 24 RBI.

PERSONAL/MISC.:—Full name TYLER SAM HOUSTON ...Single ...Became the 2nd pick in the nation after sensational senior season at Valley High School (Las Vegas, NV) ...Hit .485 in 36 games as a senior, with 13 HR's, 66 RBI, 50 runs scored and 15 SB's ...Fanned only 7 times in 134 AB's ...Named the Gatorade West Region Player of the Year, leading Valley High School to a 31-5 record and its 3rd state championship in 4 years.

Houston's Career Record

Year	Club	AVG.	G	AB	R	H	2B	3B	HR	RBI	BB	SO	SB
1989	Idaho Falls	.244	50	176	30	43	11	0	4	24	25	41	4
1990	Sumter	.210	117	442	58	93	14	3	13	56	49	101	3
Minor Totals		.220	167	618	88	136	25	3	17	80	74	142	7


Houston's Career Transactions

—Braves' 1st selection in the 1989 June draft.

BRAVES BITS

DID YOU KNOW: . . . In 1966, Hank Aaron and Willie McCovey, both of whom wore the number 44, tied for the National League lead in home runs; ironically, tying with 44.

Randy Kramer #46



POSITION: RHP
BATS: R **THROWS:** R
HT: 6'2" **WT:** 180

OPENING DAY AGE: 30
BORN: September 20, 1960, at
Palo Alto, CA
RESIDES: Aptos, CA
M.L. SERVICE: 1 + 126
CONTRACT STATUS: Signed thru '91

ACQUIRED:—Signed by the Braves as a six-year minor league free agent December, 1990.

1990 SEASON:—Began season with Pirates, going 0-0 in 11 games with a 4.57 ERA ...Optioned to AAA Buffalo on June 4, before being recalled on Aug. 9 to make 1 start vs. St. Louis the following day (L, 4IP, 3ER) ...Outrighted to Buffalo on Aug. 11 ...Turned in strong season at AAA, winning 6 of 7 decisions with a 2.57 ERA, allowing only 55 hits in 73.2 IP ...Traded to Cubs on Aug. 31 for Greg Kalevig, and spent rest of campaign with Chi. ...Went 0-2 for Cubs in 10 G's (2 starts).

PRO CAREER: 1989:—Recalled by Pirates from Buffalo on April 21, and spent remainder of season with Bucs ...Effective as a reliever, compiling a 2.34 ERA in 20 games ...Went 4-8 with a 4.70 ERA in 15 starts ...Hurled a 1-hitter on May 16 at Cin., leading Pitt. to a 5-0 win ...No-hit bid was broken up by Ron Oester's 2-out double in 8th ...Was 1 of only 3 N.L. pitchers to toss 9-inning, 1-hitters in 1989 ...Plunked 7 batters, 3rd-highest total in loop behind Rick Mahler's 10 and Mitch Williams' 8 ...Collected 1st M.L. save on May 30 vs. Cin. in Pirates' 2-0 win ...In relief, Kramer held opposing hitters to a .193 BA.

1988:—At Buffalo, topped American Association with 198.1 IP, ranked 3rd in strikeouts with 120, T3rd with 28 starts, and 9th with a 3.13 ERA ...Struck out a season-high 9 in a CG win at Nashville on May 10 ...Captured 5 straight wins May 10-June 16 ...Stopped Richmond on 1 hit on June 16, allowing only a 1st-inning bunt single by Jeff Blauser ...Promoted to Pit. on Sept. 4, and took mound in M.L. debut on Sept. 11 vs. Phils ...Earned 1st M.L. victory on Sept. 25 at Chi. ...Lost a 9-7 decision at Chi. on Oct. 1 in 1st M.L. start.

1987:—Made 11 appearances for AAA Vancouver before being outrighted to AA Harrisburg on May 26 ...Fired a 2-hit SHO at Vermont on July 31 (game 2) ...Went 1-0 in 3 post-season games, throwing 7.1 scoreless innings and recording 11 strikeouts ...Saved 4th and deciding game of Eastern League Championship Series vs. Vermont.

1986:—Made a combined 25 appearances for Class A Kingston and Class A Salem, before being promoted to AA Tulsa ...Kramer's first season as a reliever.

1985:—Year-long struggle evidenced by 6.71 ERA ...Went 7-11 in 25 G's.

1984:—Split time between Salem and Class A Tri-Cities, going 7-14 overall.

1983:—Fanned 113 in 132.2 IP at Burlington (Rookie) ...Threw 4 CG's in 26 starts.

1982:—Began pro career at Sarasota (Rookie).

PERSONAL/MISC.:—Full name RANDALL JOHN KRAMER ... Married; wife's name Marie ...1978 graduate of Oak Grove (CA) High School in San Jose, where he played baseball, basketball and football ...Received All-League and All-Central California honors in baseball ...Graduate of San Jose City College ...Earned a degree in Associative Arts ...Named Golden Gate Conference Pitcher of the Year in 1982 ...High school teammate of Dave Stieb ...Attended same junior college as Dave Righetti, Mark Langston and Chris Codioli ...Rejected scholarship offer from Arizona State to sign with Texas in 1982.

Kramer (Continued)

Kramer's Career Record

Year	Club	W-L	ERA	G	GS	CG	SHO	SV	IP	H	R	ER	BB	SO
1982	Sarasota	0-0	0.00	2	0	0	0	0	2.2	2	0	0	0	0
1983	Burlington	6-8	5.16	26	26	4	1	0	132.2	131	97	76	92	113
1984	Salem	2-8	9.85	12	11	0	0	0	53.0	63	66	58	34	35
	Tri-Cities	5-6	5.04	15	15	0	0	0	84.0	83	62	47	58	74
1985	Salem	7-11	6.71	25	24	1	0	0	115.0	143	99	86	77	86
1986	Kin-Salem	3-3	4.78	25	1	0	0	4	43.1	43	26	23	28	38
	Tulsa	0-3	4.38	26	0	0	0	3	39.0	40	22	19	19	32
1987	Vancouver	0-0	6.11	11	1	0	0	0	17.2	16	14	12	19	16
	Harrisbg.	4-5	6.34	26	4	1	1	1	49.2	62	43	35	29	43
1988	Buffalo	10-8	3.13	28	28	6	1	0	198.1	161	85	69	50	120
	Pittsburgh	1-2	5.40	5	1	0	0	0	10.0	12	6	6	1	7
1989	Buffalo	1-0	1.26	5	2	0	0	0	14.1	15	5	2	7	8
	Pittsburgh	5-9	3.96	35	15	1	1	2	111.1	90	53	49	61	52
1990	Pittsburgh	0-1	4.91	12	2	0	0	0	25.2	27	15	14	9	15
	Buffalo	6-1	2.57	18	12	0	0	3	73.2	55	29	21	33	58
	Chicago (N.L.)	0-2	3.98	10	2	0	0	0	20.1	20	10	9	12	12
Minor Totals		44-53	4.90	219	124	12	3	11	823.1	814	548	448	446	623
A.L. Totals		—	—	—	—	—	—	—	—	—	—	—	—	—
N.L. Totals		6-14	4.20	62	20	1	1	2	167.1	149	84	78	83	86
Atlanta Totals		—	—	—	—	—	—	—	—	—	—	—	—	—
M.L. Totals		6-14	4.20	62	20	1	1	2	167.1	149	84	78	83	86

Kramer's Career Transactions

—Selected by the San Diego Padres in the 26th round of the 1978 June free agent draft, but did not sign.

—Selected by Houston in the 2nd round of the 1982 January free agent draft, but did not sign.

—Selected by Texas in the 1st round of the 1982 June free agent draft.

—Traded by Rangers to Pirates in exchange for Jeff Zaska on Sept. 30, 1986.

—Traded by Pirates to Cubs in exchange for Greg Kalevig on Aug. 31, 1990.

—Signed by the Braves as a six-year minor league free agent in December, 1990.

Tom McCarthy #67



POSITION: RHP
BATS: R THROWS: R
HT: 6'0" WT: 180

OPENING DAY AGE: 29
BORN: June 18, 1961, at
Lundstahl, West Germany
RESIDES: Plymouth, MA
M.L. SERVICE: 0 + 160
CONTRACT STATUS: Signed thru '91

ACQUIRED:—Signed by the Braves as a six-year minor league free agent in December, 1990.

1990 SEASON:—Placed on Chicago's disabled list on April 10, while recuperating from 1989 rib operation ...Sidelines for entire season.

PRO CAREER: 1989:—Put in 2 stints with White Sox, making 31 appearances in relief ...Went 1-2 with a 3.51 ERA in 66.2 IP ...Did not

McCarthy (Continued)

surrender an earned run over 15 IP (Aug. 16-Sept. 8) ...Had year cut short by vascular condition; one rib and part of another were removed on Oct. 24 to relieve problemMade 17 relief appearances for AAA Vancouver, with 7 saves.

1988:—Turned in fine performance at AAA Tidewater, winning 8 of 11 decisions in middle relief ...ERA shined at 2.67 ...Acquired by White Sox in 4-player deal on Aug. 4, and was sent to Vancouver ...Pacific Coast League batters went scoreless against McCarthy in his 9 appearances for Canadiens ...Hurled 18.2 shutout innings, allowing only 11 hits ...Promoted to Chi. after PCL playoffs, and achieved first M.L. win in an 8-5 victory at Minn. on Sept. 18 ...Recorded first M.L. save on Oct. 2 at K.C. in a 5-1 triumph ...Allowed only 2 ER's in 13.0 IP after call-up.

1987:—Pitched 10 games for Tidewater before being assigned to AA Jackson ...Reeled off 21 saves (2nd in loop) in 37 games at AA ...Although he dropped 4 of 5 decisions, McCarthy checked in with a solid 2.65 ERA.

1986:—Dealt to Mets in 7-player trade before start of season ...Went 3-2 with 3 saves for Tidewater, where he spent the entire campaign.

1985:—Reached the Majors on July 5 after 7 seasons in the minors ...Saw action in 3 G's, then returned to AAA Pawtucket on July 30 ...Served as spot starter for PawSox, tossing 3 complete games (1 SHO) in 10 starts.

1984:—Moved up to AA New Britain (8-5, 8 saves, 30 games).

1983:—Converted into a reliever at Class A Winston-Salem ...Saved 8 G's and struck out 100 in 98 IP.

1982:—Divided season between starting and relieving at Winston-Salem ...(30 games, 15 starts) ...Struggled entire season, losing 11 of 14 decisions.

1981:—Hampered by control problems (99 walks in 105 IP), McCarthy finished at 3-7 with a 7.29 ERA.

1980:—Opened campaign at Class A Elmira, winning 2 of 3 starts ...Promoted to Winston-Salem, where he split 8 decisions.

1979:—Began pro career at Elmira.

PERSONAL/MISC.:—Full name THOMAS MICHAEL McCARTHY ...Married the former Jane Hoover ...One son, Jordan (3/5/85) ...1979 grad of Plymouth (MA) Carver High School, where he played baseball, basketball and football ...Fired consecutive no-hitters as a senior.

McCarthy's Career Record

Year	Club	W-L	ERA	G	GS	CG	SHO	SV	IP	H	R	ER	BB	SO
1979	Elmira	2-6	7.04	18	4	0	0	1	46.0	67	50	36	37	26
1980	Elmira	2-1	3.15	3	3	0	0	0	20.0	10	7	7	13	14
	W-Salem	4-4	4.01	11	11	1	0	0	61.0	55	32	27	46	28
1981	W-Salem	3-7	7.29	28	18	0	0	0	105.0	123	99	85	99	75
1982	W-Salem	3-11	6.53	30	15	1	0	1	103.1	128	98	75	65	75
1983	W-Salem	8-6	4.13	35	8	2	0	8	98.0	91	56	45	54	100
1984	N-Britain	8-5	3.06	38	1	0	0	8	79.1	71	35	27	56	65
1985	Pawtucket	5-6	3.59	26	10	3	1	0	85.1	72	48	34	62	65
	Boston	0-0	10.80	3	0	0	0	0	5.0	7	6	6	4	2
1986	Tidewater	3-2	4.04	22	8	1	0	3	84.2	89	43	38	37	30
1987	Tidewater	0-2	4.26	10	0	0	0	0	19.0	22	17	9	16	7
	Jackson	1-4	2.65	37	1	0	0	21	54.1	57	18	16	21	30
1988	Tidewater	8-3	2.67	34	3	0	0	3	57.1	49	19	17	29	28
	Vancouver	1-0	0.00	9	0	0	0	4	18.2	11	0	0	4	11
	Chi. (AL)	2-0	1.38	6	0	0	0	1	13.0	9	2	2	2	5
1989	Chi. (AL)	1-2	3.51	31	0	0	0	0	66.2	72	32	26	20	27
	Vancouver	2-4	5.40	17	0	0	0	7	26.2	27	17	16	10	17
1990	Chi. (AL)								Did Not Play					
Minor Totals		50-61	4.42	318	82	8	1	56	858.2	872	539	422	549	571
A.L. Totals		3-2	3.61	40	0	0	0	1	84.2	88	40	34	26	34
N.L. Totals		—	—	—	—	—	—	—	—	—	—	—	—	—
Atlanta Totals		—	—	—	—	—	—	—	—	—	—	—	—	—
M.L. Totals		3-2	3.61	40	0	0	0	1	84.2	88	40	44	26	34

McCarthy (Continued)

McCarthy's Career Transactions

—Selected by the Boston Red Sox in 7th round of 1979 June free agent draft.

—Obtained by the New York Mets from Boston with Bob Ojeda, John Mitchell and Chris Bayer for John Christensen, Wes Gardner, Calvin Schiraldi and LaSchelle Tarver on November 13, 1985.

—Acquired by the Chicago White Sox with Steve Springer from the Mets in exchange for Vince Harris and Mike Maksudian on August 5, 1988.

—Signed by the Braves as a six-year minor league free agent in December, 1990.

Yorkis Perez #64



POSITION: LHP
BATS: L **THROWS:** L
HT: 6'0" **WT:** 180

OPENING DAY AGE: 23
BORN: September 30, 1967, at
Bajos de Haina, D.R.
RESIDES: Bajos de Haina, D.R.
M.L. SERVICE: 0 + 000
CONTRACT STATUS: Signed thru '91

ACQUIRED:—Signed by the Braves as a six-year minor league free agent in December, 1990.

1990 SEASON:—Went 1-1 in 9 relief outings for AAA Indianapolis ...Assigned to AA Jacksonville, splitting 4 decisions, although ERA was a career-high 6.00.

PRO CAREER: 1989:—Served as a starter in his 1st 12 appearances of campaign at Class A West Palm Beach, and worked out of bullpen in his last 6 games ...Struck out 85 in 94.2 innings, accompanied by a solid 2.76 ERA ...Named to the Florida State League All-Star team ...Promoted to Jacksonville on July 17, and made immediate impact with a 3-0 mark in first week as a reliever ...Won league's Player of the Week award after allowing no earned runs in 8 + IP, while striking out 17 ...Ended AA season with 50 K's in 35 IP.

1988:—Posted an 8-12 mark for Jacksonville in 27 games (25 starts) ...Fired one SHO and 2 CG's.

1987:—Divided season between West Palm Beach and Jacksonville after being acquired by Montreal ...Spun a 2.34 ERA in 15 starts, including 3 route-going efforts ...Notched 111 K's in 100 IP and permitted only 78 hits ...Lost 7 of 9 decisions after promotion to Jacksonville.

1986:—Turned in 1st full season in professional baseball with Minnesota's (A) Kenosha affiliate ...Despite disappointing record, Perez struck out 144 in 131 IP.

1985:—Pitched for Santiago in the D.R. ...Recorded 7 CG's in 16 starts.

1984:—Appeared in 1 game for Class A Elizabethton.

1983:—Began pro career at Elizabethton at age 15.

PERSONAL/MISC.:—Full name YORKIS MIGUEL PEREZ
...Married; wife's name Terre.

Perez (Continued)


Perez's Career Record

Year	Club	W-L	ERA	G	GS	CG	SHO	SV	IP	H	R	ER	BB	SO
1983	Elizabethton	0-1	20.25	3	1	0	0	0	4.0	5	9	9	9	6
1984	Elizabethton	0-0	0.00	1	0	0	0	0	1.1	1	0	0	1	1
1985	Santiago	6-8	3.18	21	16	7	2	1	122.0	104	58	43	63	69
1986	Kenosha	4-11	5.15	31	18	3	0	0	131.0	120	81	75	88	144
1987	W. Palm Bch.	6-2	2.34	15	15	3	0	0	100.0	78	36	26	46	111
	Jacksonville	2-7	4.05	12	10	1	1	1	60.0	61	34	27	30	60
1988	Jacksonville	8-12	5.82	27	25	2	1	0	130.0	142	96	84	94	105
1989	W. Palm Bch.	7-6	2.76	18	12	0	0	1	94.2	62	34	29	54	85
	Jacksonville	4-3	3.60	20	0	0	0	0	35.0	25	16	14	34	50
1990	Indianapolis	1-1	2.31	9	0	0	0	0	11.2	8	5	3	6	8
	Jacksonville	2-2	6.00	28	2	0	0	1	42.0	36	34	28	34	39
Minor Totals		40-53	4.16	185	99	16	4	4	731.2	642	403	338	459	678

Perez's Career Transactions

- Signed by Minnesota as a free agent on February 23, 1983.
- Acquired by Montreal with Neal Heaton, Jeff Reed and Al Cardwood, for Jeff Reardon and Tom Nieto on February 3, 1987.
- Signed by the Braves as a six-year minor league free agent in December, 1990.

Armando Reynoso #71



POSITION: RHP
BATS: R **THROWS:** R
HT: 6' 0" **WT:** 186

OPENING DAY AGE: 24
BORN: May 1, 1966,
 at San Luis Potosi, Mexico
RESIDES: Jalisco, Mexico
M.L. SERVICE: 0 + 000
CONTRACT STATUS: Signed thru '91

ACQUIRED:—Signed as a free agent by the Braves from the Mexican League, August 15, 1990.

1990 SEASON:—Set Mexican League on its ear by posting a sizzling 20-3 mark for Saltillo with a 2.60 ERA ...Completed 12 of his 27 starts, including 5 SHO's, highlighted by a 7-inning no-hitter over Monterrey ...After joining AAA Richmond, Reynoso won 3 of 4 decisions with a 2.25 ERA in 4 outings (3 starts) ...Combined record for season was 23-4.

PRO CAREER: 1989:—Went 13-9 in 27 games (25 starts) ...Recorded 7 complete games, including 2 SHO's.

1988:—Began pro career with Saltillo, going 11-11 in 32 games ...Fired 10 complete games in 19 starts.

PERSONAL/MISC.:—Full name ARMANDO REYNOSO MARTIN (GUTIERREZ) ...Married; wife's name Yolanda ...1984 graduate of Escuela High School in Jalisco, Mexico.

Reynoso (Continued)

Reynoso's Career Record

Year	Club	W-L	ERA	G	GS	CG	SHO	SV	IP	H	R	ER	BB	SO
1988	Saltillo	11-11	4.30	32	29	10	2	2	180.0	176	98	86	85	92
1989	Saltillo	13-9	3.48	27	25	7	2	0	160.1	155	78	62	64	107
1990	Saltillo	20-3	2.60	27	27	12	5	0	200.2	174	61	58	73	170
	Richmond	3-1	2.25	4	3	0	0	0	24.0	26	7	6	7	15
Minor Totals		47-24	3.38	90	84	29	9	2	565.0	531	244	212	229	384

Reynoso's Career Transactions

—Braves purchased contract from Saltillo of Mexican League on August 15, 1990.

Victor Rosario #18



POSITION: INF
BATS: R **THROWS:** R
HT: 5' 11" **WT:** 145

OPENING DAY AGE: 24
BORN: August 26, 1966,
at Hato Mayor Del Rey, D.R.
RESIDES: San Pedro de Macoris, D.R.
M.L. SERVICE: 0 + 030
CONTRACT STATUS: Signed thru '91

ACQUIRED:—Obtained by the Braves from Philadelphia on Sept. 4, 1990, as the 2nd of two players-to-be-named later in the Aug. 4, 1990 trade that sent Dale Murphy and a player-to-be-named later to the Phils, in exchange for Jeff Parrett and two players-to-be-named later; (Rosario and Jim Vatcher to Braves, Tommy Greene to the Phillies.)

1990 SEASON:—Hit .251 in first full year at AAA with 5 HR's and 42 RBI ...Went 1x7 in 9 games with Atlanta, mainly seeing action as a pinch-runner ...Marked first action in Majors after 7 minor league seasons.

PRO CAREER 1989:—Split season between AA Reading and AAA Scranton ...His .953 fielding pct. at Reading ranked 4 points below the Eastern League leader ...Named to the Eastern League All-Star team.

1988:—Hit .259 in 101 G's at AA New Britain.

1987:—Launched 10 HR's in 109 G's at Class A Greensboro.

1986:—Hit .231 in 19 G's at Class A Winter Haven and .301 in 26 G's at Greensboro.

1985:—Struggled offensively at Class A Elmira, batting only .203 in 59 G's.

1984:—Began pro career at Elmira.

PERSONAL/MISC.:—Full name VICTOR MANUEL ROSARIO ...Single.

Rosario (Continued)

Rosario's Career Record

Year	Club	AVG.	G	AB	R	H	2B	3B	HR	RBI	BB	SO	SB
1984	Elmira	.111	23	27	2	3	0	0	0	0	3	6	0
1985	Elmira	.203	59	177	11	36	8	1	1	14	19	47	11
1986	Greensboro	.301	26	93	12	28	5	1	4	19	0	14	3
	Winter Haven	.231	19	52	6	12	2	0	0	5	1	10	0
1987	Greensboro	.219	109	370	43	81	9	0	10	48	24	60	2
1988	New Britain	.259	101	347	28	90	14	1	1	26	11	56	4
1989	Reading	.235	64	213	16	50	8	0	3	16	10	33	7
	Scranton	.258	56	151	16	39	7	0	0	16	4	29	3
1990	Scranton	.251	143	478	45	120	23	6	5	42	12	91	8
	ATLANTA	.143	9	7	3	1	0	0	0	0	1	1	0
Minor Totals		.241	600	1908	179	459	76	9	24	186	84	346	38
A.L. Totals		—	—	—	—	—	—	—	—	—	—	—	—
N.L. Totals		.143	9	7	3	1	0	0	0	0	1	1	0
Atlanta Totals		.143	9	7	3	1	0	0	0	0	1	1	0
M.L. Totals		.143	9	7	3	1	0	0	0	0	1	1	0

Rosario's Career Transactions

—Signed as a non-drafted free agent by the Red Sox on December 5, 1983.

—Traded by Boston to Montreal for John Trautwein on August 31, 1988.

—Traded by Montreal to Philadelphia for Tim Sossamon on March 28, 1989.

—Obtained by the Braves from Philadelphia on Sept. 4, 1990, as the 2nd of two players-to-be-named later in the Aug. 4, 1990 trade that sent Dale Murphy and a player-to-be-named later to the Phillies in exchange for Jeff Parrett and two players-to-be-named later; (Rosario and Jim Vatcher to Braves, Tommy Greene to Phillies.)

Rico Rossy #70



POSITION: INF
BATS: R THROWS: R
HT: 5' 10" WT: 175

OPENING DAY AGE: 27
BORN: February 16, 1964, at
San Juan, P.R.
RESIDES: Bayamon, P.R.
M.L. SERVICE: 0 + 000
CONTRACT STATUS: Signed thru '91

ACQUIRED:—Obtained by the Braves from the Pittsburgh Pirates in exchange for Greg Tubbs on April 30, 1990.

1990 SEASON:—Began season at AAA Buffalo, batting .176 in 8 games, before April 30 trade to Braves ...Assigned to AA Greenville, where he went 4x21 in 5 games ...Promoted to AAA

Rossy (Continued)

Richmond on May 6, where he spent remainder of season ...Took over starting shortstop job for R-Braves, batting .232 with 4 HR's and 32 RBI in 107 games ...Has struck out only 181 times in 2,035 career AB's (one every 11.24 AB's).

PRO CAREER: 1989:—Hit .252 in 78 games for AA Harrisburg, leading to his recall by Buffalo ...Tailed off at plate, batting .193 for the Bisons in 38 contests.

1988:—Obtained by Pirates from Baltimore in November, in 3-player deal ...Rossy saw action in 68 games for Buffalo, hitting .246.

1987:—Set career highs in games (127), BA (.287), AB (471), runs (69), hits (135) and RBI (50) while playing for AA Charlotte.

1986:—Started campaign at Class A Miami, recording a .254 BA in 38 games ...Moved up to Charlotte, contributing a .293 BA in 77 games at AA.

1985:—Began pro career at Class A Newark.

PERSONAL/MISC.:—Full name ELAM JOSE ROSSY ...Single ...1980 graduate of Frontier (IN) High School ...A 1985 graduate of Purdue University, where he was All-Big Ten in baseball 1982-85 ...Also made All-Midwest 2nd team in 1982.

Rossy's Career Record

Year	Club	AVG.	G	AB	R	H	2B	3B	HR	RBI	BB	SO	SB
1985	Newark	.215	73	246	38	53	14	2	3	25	32	22	17
1986	Miami	.254	38	134	26	34	7	1	1	9	24	8	10
	Charlotte	.293	77	232	40	68	16	2	3	25	26	19	13
1987	Charlotte	.287	127	471	69	135	22	3	4	50	43	38	20
1988	Buffalo	.246	68	187	12	46	4	0	1	20	13	17	1
1989	Harrisburg	.252	78	238	20	60	16	1	2	25	27	19	2
	Buffalo	.193	38	109	11	21	5	0	0	10	18	11	4
1990	Buffalo	.176	8	17	3	3	0	1	0	0	4	2	1
	Richmond	.232	107	380	58	88	13	0	4	32	69	43	11
	Greenville	.190	5	21	4	4	1	0	0	0	1	2	0
Minor Totals		.252	619	2035	281	512	98	10	18	198	257	181	79

Rossy's Career Transactions

—Selected by the Baltimore Orioles in the 30th round of the 1985 June draft.

—Acquired by the Pittsburgh Pirates from the Baltimore Orioles with Terry Crowley, Jr., in exchange for Joe Orsulak on Nov. 6, 1987.

—Acquired by the Braves from the Pittsburgh Pirates in exchange for Greg Tubbs on April 30, 1990.

BRAVES BITS

DID YOU KNOW: . . . On June 8, 1961, Hank Aaron, Eddie Mathews, Joe Adcock and Frank Thomas hit consecutive home runs; the only time that four straight homers have been hit in the N.L.

Earl Sanders #66



POSITION: RHP
BATS: R **THROWS:** R
HT: 6' 3" **WT:** 220

OPENING DAY AGE: 26
BORN: March 5, 1965, at Moss Point, MI
RESIDES: Moss Point, MI
M.L. SERVICE: 0 + 000
CONTRACT STATUS: Signed thru '91

ACQUIRED:—Traded to the Braves by the Toronto Blue Jays in exchange for Nate Cromwell on November 6, 1990.

1990 SEASON:—Went 4-4 in 37 relief appearances for AA Knoxville ...Encountered control problems, issuing 57 walks in 60.2 IP ...Notched 2 saves.

PRO CAREER: 1989:—Started season at Class A Dunedin after being converted into a reliever ...Recorded a 2-2 mark with 3 saves in 12 games, permitting only 12 hits in 23 IP, while striking out 25 ...Promoted to Knoxville, where he lost 7 of 8 decisions in relief ...Registered 5 saves in 27 outings.

1987:—Had a 7-11 ledger in 29 games (26 starts) for Dunedin ...Fired one CG SHO.

1986:—Began pro career at Class A St. Catherines, serving as both a pitcher and a designated hitter ...Ranked 8th in BASEBALL AMERICA's top 10 Major league Prospects in N.Y.-Penn League.

PERSONAL/MISC.:—Full name EARL SANDERS ...Single ...Drafted during junior season at Jackson St. (MI) University ...Ended final collegiate season at 11-2 with a 3.32 ERA, while striking out 109 in 97 IP ...Also played the outfield, hitting .432 with 17 HR's and 60 RBI ...Selected to 1986 Third Team All-America by BASEBALL AMERICA as a DH.

Sanders' Career Record

Year Club	W-L	ERA	G	GS	CG	SHO	SV	IP	H	R	ER	BB	SO
1986 St. Catherines	6-2	2.08	11	11	1	1	0	56.1	53	24	13	32	55
1987 Dunedin	7-11	4.50	29	26	1	1	0	146.0	138	87	73	86	83
1988 Dunedin	6-7	3.34	28	24	0	0	0	126.2	107	63	47	63	86
Knoxville	0-0	1.80	3	0	0	0	2	5.0	3	2	1	2	4
1989 Dunedin	2-2	3.52	12	1	0	0	3	23.0	12	11	9	14	25
Knoxville	1-7	4.53	27	0	0	0	5	49.2	46	33	25	35	40
1990 Knoxville	4-4	4.75	37	0	0	0	2	60.2	63	41	32	57	39
Minor Totals	26-33	3.85	147	62	2	2	12	467.1	422	261	200	289	332

Sanders' Career Transactions

—Selected by the Toronto Blue Jays 26th overall in the 1986 June free agent draft.

—Acquired by the Braves in a trade with the Toronto Blue Jays for Nate Cromwell on November 6, 1990.

Joe Szekely #69



POSITION: C
BATS: L **THROWS:** R
HT: 6' 1" **WT:** 195

OPENING DAY AGE: 29
BORN: June 28, 1961 at Paris, TX
RESIDES: Paris, TX
M.L. SERVICE: 0 + 000
CONTRACT STATUS: Signed thru '91

ACQUIRED:—Signed by the Braves as a six-year minor league free agent in December, 1990.

1990 SEASON:—Put in 2 stints on disabled list due to sore right shoulder (May 4-14, May 27-June 18) ...Never got untracked at plate, hitting .174 in 50 games.

PRO CAREER: 1989:—Initial campaign at AAA level ...Split catching duties on Albuquerque club that advanced to championship round of Pacific Coast League playoffs ...Hit .235 in 66 games ...Compiled a .984 fielding pct. behind the plate (52 G, 286 PO, 16 A, 5 E).

1988:—Sidelined for entire year while recovering from shoulder surgery.

1987:—Selected to Texas League All-Star team ...Batted a career-high .297 in 113 games ...Began the season on a .381 tear (16x42), hitting .359 for month of April.

1986:—Hit .244 in 98 games in 1st full season at AA San Antonio.

1985:—Divided season between Class A Vero Beach and San Antonio ...Hit a combined .252 (80x317) with 1 HR and 43 RBI.

1984:—First year in Dodger organization ...Played entire campaign at Class A Bakersfield, where he knocked in 61 runs and collected a career-high 26 2B's.

1983:—Set personal bests in games (142), hits (144), triples (5), HR's (15), RBI (87) and stolen bases (12) for Class A Charleston ...Tabbed as Kansas City's Minor League Player of the Month in June.

1982:—Began pro career at Butte (Rookie).

PERSONAL/MISC.:—Full name JOSEPH SZEKELY, JR. ...Single ...1979 graduate of Paris (TX) High School where he played baseball, football and golf ...Named to All-District 7-AAAA baseball team as a junior and senior ...Played three years of baseball at Texas A&M ...Selected to The Sporting News All-America team and made All-Southwest first team as a junior ...His father, Joe Szekely, Sr., was an outfielder for the 1953 Cincinnati Reds.

Szekely's Career Record

Year	Club	AVG.	G	AB	R	H	2B	3B	HR	RBI	BB	SO	SB
1982	Butte	.280	53	164	35	46	12	1	4	30	33	43	4
1983	Charleston	.276	142	521	83	144	17	5	15	87	55	122	12
1984	Bakersfld.	.275	110	353	54	97	26	3	4	61	49	83	4
1985	Vero Beach	.246	68	211	24	52	8	4	0	25	20	48	3
	San Antonio	.264	30	106	9	28	9	0	1	18	6	26	0
1986	San Antonio	.244	98	299	28	73	7	1	1	23	33	58	2
1987	San Antonio	.297	113	417	54	124	22	2	4	49	33	65	4
1988	San Antonio	Did Not Play											
1989	Albuquerque	.235	66	170	22	40	11	0	1	17	11	33	2
1990	Buffalo	.000	2	4	1	0	0	0	0	0	1	0	0
	Syracuse	.174	50	155	17	27	3	2	5	16	10	20	1
Minor Totals		.263	732	2400	327	631	115	18	35	326	251	498	32

Szekely (Continued)

Szekely's Career Transactions

- Selected by the Kansas City Royals in the 2nd round of the 1982 June free agent draft.
- Acquired by the Los Angeles Dodgers on Dec. 8, 1983, along with Jose Torres and John Serritella in exchange for Joe Beckwith.
- Signed as a free agent on Nov. 20, 1989, by the Pittsburgh Pirates.
- Traded by Pittsburgh to Toronto in exchange for Brian Morrison on April 10, 1990.
- Signed by the Braves as a six-year minor league free agent in December, 1990.

Jerry Willard #31



POSITION: C
BATS: L **THROWS:** R
HT: 6' 2" **WT:** 195

OPENING DAY AGE: 31
BORN: March 14, 1960, at Oxnard, CA
RESIDES: Port Hueneme, CA
M.L. SERVICE: 3 + 094
CONTRACT STATUS: Signed thru '91

ACQUIRED:—Signed by the Braves as a six-year minor league free agent in December, 1990.

1990 SEASON:—Set a minor league career-high with 20 HR's for AAA Vancouver ...His 76 RBI were one shy of his minor league best, set with AAA Charleston in 1983 ...Willard's 106 hits and 121 games played also marked his 2nd-best minor league totals (119 hits in 127 games with Charleston in 1983).

PRO CAREER: 1989:—Appeared in 90 games for Pacific Coast League champion Vancouver ...Batted .276 after a 1-year layoff ...Charged with only 1 error in 479 total chances ...Was the catcher in all 3 no-hitters thrown by Tom Drees ...Topped all full-time catchers in P.C.L. with a .998 fielding pct. in 71 games.

1988:—Did not play.

1987:—For AAA Tacoma, Willard hit .298 in 67 games, playing both the outfield and catcher positions ...Appeared in 7 games after being promoted by Oakland, going 1x6.

1986:—After batting .258 in 22 games for Tacoma, was recalled by Oakland and hit .267 in 75 games ...Drove in 26 runs with his 43 hits ...Belted his last Major League homer on Oct. 1 vs. Texas.

1985:—Put in short stint at AAA Maine, hitting .255 in 11 games ...Then spent duration of campaign with Cleve. ...Played in 104 games with Tribe, 96 as a catcher ...His 300 AB's, 39 runs scored, 8 hits, 13 2B's and .270 BA all represented career highs.

1984:—Reached M.L. for first time, spending entire season with Tribe ...Established career-highs with 10 HR's and 37 RBI's ...In most memorable game of career, Willard connected for 2 HR's off Dennis Eckersley on May 21 in a 6-3 loss to Boston.

1983:—Registered excellent season at Charleston, batting .301 in 127 games ...Divided time between catching and playing third base for first time in pro career ...Provided strong run production with 19 HR's and 77 RBI.

1982:—Began year at AA Reading, hitting .292 in 81 contests, including 12 HR's and 51 RBI ...Promoted to AAA Oklahoma City, where he played in 36 games.

Willard (*Continued*)

1981:—With Class A Peninsula, hit .260 in 107 games ...Recorded a career-high 6 stolen bases.

1980:—Began pro career at Class A Bend in Phillies organization ...His .368 BA tied for 2nd in Northwest League ...Provided 59 RBI in only 65 games.

PERSONAL/MISC.:—Full name GERALD DUANE WILLARD ...Single ...1978 grad of Hueneme (CA) High School, where he starred in baseball and football ...Attended Oxnard (CA) College ...MVP of Puerto Rico Winter League in 1983, after leading league in HR's, RBI and runs scored, while batting .333 ...Paced same league in 1984 with 14 circuit clouts.

Willard's Career Record

Year	Club	AVG.	G	AB	R	H	2B	3B	HR	RBI	BB	SO	SB
1980	Bend	.368	65	231	53	85	21	1	5	59	51	27	2
1981	Peninsula	.260	107	334	43	87	17	1	12	60	49	66	6
1982	Reading	.292	81	281	43	82	10	1	12	51	38	48	1
	Oklahoma	.232	36	95	13	22	5	0	2	14	27	18	1
1983	Charleston	.361	127	396	61	119	22	3	19	77	80	76	0
1984	Cleveland	.224	87	246	21	55	8	1	10	37	26	55	1
1985	Maine	.255	11	40	5	9	3	0	1	4	7	7	1
	Cleveland	.270	104	300	39	81	13	0	7	36	28	59	0
1986	Tacoma	.258	22	62	7	16	5	0	1	12	9	11	0
	Oakland	.267	75	161	17	43	7	0	4	26	22	28	0
1987	Tacoma	.298	67	215	42	64	15	0	6	38	56	33	0
	Oakland	.167	7	6	1	1	1	0	0	0	2	1	0
1988			Did Not Play										
1989	Birmhm.	.300	5	10	5	3	1	0	0	1	7	2	0
	Vancouver	.276	90	283	32	78	18	1	7	38	43	56	0
1990	Vancouver	.279	121	380	66	106	21	0	20	76	85	60	2
	Chi. (AL)	.000	3	3	0	0	0	0	0	0	0	2	0
Minor Totals		.288	732	2327	370	671	138	7	85	430	452	404	13
A.L. Totals		.251	276	716	78	180	29	1	21	99	78	145	1
N.L. Totals		—	—	—	—	—	—	—	—	—	—	—	—
Major Totals		.251	276	716	78	180	29	1	21	99	78	145	1

Willard's Career Transactions

—Signed as a free agent by the Philadelphia Phillies on December 20, 1979.

—Traded to Cleveland along with Julio Franco, George Vukovich, Jay Baller and Manny Trillo by Philadelphia for Von Hayes on December 9, 1982.

—Released by Indians on April 1, 1986.

—Signed by the Oakland A's as a free agent on April 4, 1986

—On disabled list, May 11 to June 29, 1987.

—Released by A's on October 12, 1987.

—Signed as a free agent by the Chicago White Sox on February 10, 1989.

—On disabled list, May 10 to May 24, 1989.

—Signed by the Braves as a six-year minor league free agent in December, 1990.

BRAVES BITS

DID YOU KNOW: . . . On April 21, 1935, Babe Ruth hit his 2nd Braves' homer, and the 710th of his career, off Brooklyn's Ray Benge. This was Ruth's first N.L. homer in Boston.

Mark Wohlers #72



POSITION: RHP
BATS: R **THROWS:** R
HT: 6' 4" **WT:** 207

OPENING DAY AGE: 21
BORN: January 23, 1970, at Holyoke, MA
RESIDES: Holyoke, MA
M.L. SERVICE: 0 + 000
CONTRACT STATUS: Signed thru '91

ACQUIRED:—Was the Braves' 10th selection in the 1988 June draft.

1990 SEASON:—Won the Phil Niekro Award as the outstanding minor league pitcher in the Braves' organization ...Essentially a starter for the first 2 years of his professional career, Wohlers was converted to a closer role early in the season ...At Class A Sumter, Wohlers dominated South Atlantic League, striking out 85 in 52.2 IP, while compiling a 1.88 ERA and 5 saves ...Moved up to AA Greenville, and tallied 6 saves in 14 games.

PRO CAREER: 1989:—Went a combined 3-8 at Sumter and Pulaski (Rookie) ...Bothered by control problems, walking 87 in 114 IP.

1988:—Began pro career at Pulaski ...Tossed 3-hitter vs. Martinsville.

1982:—Began pro career at Butte (Rookie).

PERSONAL/MISC.:—Full name MARK EDWARD WOHLERS ...Single ...1988 graduate of Holyoke (MA) High School, where he was selected All-Western Conference in baseball in 1987 and 1988.

Wohlers' Career Record

Year	Club	W-L	ERA	G	GS	CG	SHO	SV	IP	H	R	ER	BB	SO
1988	Pulaski	5-3	3.32	13	9	1	0	0	60.0	47	37	22	50	49
1989	Sumter	2-7	6.49	14	14	0	0	0	68.0	74	55	49	59	51
	Pulaski	1-1	5.48	14	8	0	0	0	46.0	48	36	28	28	50
1990	Sumter	5-4	1.88	37	2	0	0	5	52.2	27	13	11	20	85
	Greenville	0-1	4.02	14	0	0	0	6	15.2	14	7	7	14	20
Minor Totals		13-16	4.35	92	33	1	0	11	242.1	210	148	117	171	255

Wohlers' Career Transactions

—Braves 10th selection in June 1988 free agent draft.

BRAVES BITS

DID YOU KNOW: . . . Bob Shaw, a Braves' pitcher in 1962-63, is the man whom former Braves' hurler Gaylord Perry credits for having taught him the spitter while both men were with the Giants in 1964.

Late Non-Roster Invitees To Spring Training

Gibson Alba #53



POSITION: LHP
BATS: L THROWS: L
HT: 6'2" WT: 194

OPENING DAY AGE: 31
BORN: January 18, 1960, at
Santiago, D.R.
RESIDES: Santiago Rodriguez, D.R.
M.L. SERVICE: 0 + 008
CONTRACT STATUS: Signed thru '91

ACQUIRED:—Signed by the Braves as a minor league free agent on July 24, 1990.

1990 SEASON:—Joined AAA Richmond in mid-season after being signed as a free agent by Braves ...Registered a 2.95 ERA over final month of season ...Had an ERA of 2.95 vs. the International League ...Compiled a 1-3 record with a 3.25 ERA in 12 games for R-Braves.

PRO CAREER: 1989:—Was a non-roster invitee to the Cardinals spring training camp ...Pitched entire season for AAA Louisville ...Limited American Association hitters to .143 batting average which was the best among league relievers ...Went 7-0 in July with a 2.35 ERA in June and July.

1988:—Earned opening day victory over AAA Buffalo on April 7 ...Contract was purchased by Cardinals on May 2 ...Made M.L. debut May 3 at S.F., and retired both batters he faced ...Optioned back to Louisville on May 9 ...Recorded 80 K's in 81 IP with Louisville.

1987:—Made 9 appearances for Buffalo before being given his release on June 10 ...Joined the Brewers as a free agent in late June ...Went 5-5 with 1 save for AAA Denver.

1986:—Divided season between AAA Syracuse and AA Knoxville ...Collected 3 saves between the two teams ...Acquired by the Cleveland Indians in the Rule 5 draft on December 9.

1985:—Pitched for both Syracuse and Knoxville with a combined 2-6 record and 1 save.

1984:—Went 11-9 with 3 saves for Knoxville ...Fanned 100 batters for a second time and ranked third in K's per inning pitched in Southern League.

1983:—Picked up 6 saves for A Kinston ...Struck out 51 batters in 30 IP.

1982:—At A Florence, Alba's high strikeout total (107 in 114 IP) was offset by lack of control (98 BB's).

1981:—Appeared for the A-ball clubs in 1981, Gastonia, St. Petersburg and Erie ...Notched first two pro saves and tallied 48 K's in 44 IP for Erie ...Acquired by Blue Jays in minor league draft on December 8.

1980:—Did not play.

1979:—Did not play.

1978:—Made an appearance for Bradenton (Rookie).

1977:—Began pro career at Bradenton (Rookie).

PERSONAL/MISC.:—Full name GIBSON ROBERTO ALBA ...Married the former Calatas Rodriguez ...A 1978 graduate of Colahue Barroberto Kear High School in Santiago, D.R. ...Attended St. Carlas University (D.R.).

Alba (Continued)

Alba's Career Record

Year	Club	W-L	ERA	G	GS	CG	SHO	SV	IP	H	R	ER	BB	SO
1977	Bradenton	1-1	4.33	6	1	1	0	0	27.0	27	21	13	18	6
1978	Bradenton	0-1	—	1	0	0	0	0	0.0	4	4	4	1	0
1979				Did Not Play										
1980				Did Not Play										
1981	Gastonia	0-0	3.75	5	1	0	0	0	12.0	7	5	5	8	13
	St. Petrbg.	0-0	8.10	6	0	0	0	0	10.0	18	10	9	8	4
	Erie	1-2	5.73	16	4	0	0	2	44.0	42	31	28	34	48
1982	Florence	6-9	5.13	32	19	0	0	0	114.0	117	86	65	98	107
1983	Kinston	2-3	6.67	23	2	0	0	6	30.0	18	25	22	34	51
1984	Knoxville	11-9	4.64	45	10	0	0	3	111.0	89	69	57	81	100
1985	Syracuse	2-3	5.66	17	7	0	0	1	56.0	48	41	35	51	33
	Knoxville	0-3	8.24	11	6	0	0	0	32.0	25	29	29	38	24
1986	Syracuse	2-1	4.62	28	0	0	0	2	37.0	36	21	19	28	27
	Knoxville	0-0	3.72	8	0	0	0	1	9.0	6	5	4	6	11
1987	Buffalo	1-0	10.95	9	0	0	0	0	12.0	19	18	15	12	11
	Denver	5-5	8.01	18	11	0	0	1	61.0	76	57	54	35	35
1988	Louisville	4-0	3.89	58	0	0	0	2	81.0	66	37	35	40	80
	St. Louis	0-0	2.70	3	0	0	0	0	3.1	1	2	1	2	3
1980	Louisville	7-6	3.61	50	11	0	0	0	104.2	68	45	42	65	109
1990	Louisville	2-4	5.09	9	9	1	1	0	40.2	36	25	23	21	41
	Richmond	1-3	3.25	12	2	0	0	0	27.2	9	12	10	19	19
Minor Totals		45-43	5.22	399	83	2	1	18	809.0	711	541	469	597	719
A.L. Totals		—	—	—	—	—	—	—	—	—	—	—	—	—
N.L. Totals		0-0	2.70	3	0	0	0	0	3.1	1	2	1	2	3
Atlanta Totals		—	—	—	—	—	—	—	—	—	—	—	—	—
M.L. Totals		0-0	2.70	3	0	0	0	0	3.1	1	2	1	2	3

Alba's Career Transactions

—Signed as a free agent by the Pittsburgh Pirates on November 26, 1976.

—Released by Pirates on July 1, 1978.

—Signed as a free agent by the St. Louis Cardinals on November 15, 1980.

—Selected by the Toronto Blue Jays in minor league draft on December 8, 1981.

—Acquired by the Cleveland Indians in Rule Five draft on December 9, 1986.

—Released by the Indians on June 10, 1987.

—Signed by the Milwaukee Brewers in June, 1987.

—Reacquired by the St. Louis Cardinals as 12th overall selection in the Rule Five draft on December 8, 1987.

—Signed by the Braves as a minor league free agent on July 24, 1990.

Deion Sanders #24



POSITION: OF
BATS: L **THROWS:** L
HT: 6'1" **WT:** 195

OPENING DAY AGE: 23
BORN: August 9, 1967, at
Ft. Myers, FL
RESIDES: Alpharetta, GA
M.L. SERVICE: 0 + 130
CONTRACT STATUS: Signed thru
7/31/91

ACQUIRED:—Signed as a minor league free agent on January 30, 1991.

1990 SEASON:—Opened season with Yankees, taking an 0x7 collar in 8 games ...Optioned to AAA Columbus on April 30, and proceeded to hit .327 in 14 games for the Clippers ...Recalled from Columbus on May 21 ...Connected for his 1st HR of season three games after his return (May 23 at Minn.) ...After going 11x80 (.138) over his next 33 games, Sanders was optioned again to Columbus on June 28 ...Went 10x32 (.313) in 9 games, before his 2nd recall on July 12 ...Saw action in 16 contests in July; homered off Cecilio Guante in his last game as a Yankee on July 29 at Cleve. (game 2) ...Left squad on July 30 to fulfill football obligation with the Atlanta Falcons ...Placed on disqualified list by New York on Aug. 1, before being given unconditional release by Yankees on Sept. 24.

PRO CAREER 1989:—Played only 33 games at AA Albany, batting .286, before being promoted to New York on May 31 ...Made Major League debut same night vs. Seattle, installed as the starting centerfielder by manager Dallas Green ...First M.L. hit came in his debut (7th inning single off Brian Holman) ...Also recorded a 1st-inning assist, gunning down Greg Briley at third base ...Belted 1st M.L. homer on June 4 at Mil., off Brian Clutterbuck, in only his 14th plate appearance ...Batted .212 (7x33) in 9 games with 1 HR and 3 RBI, before being optioned to AAA Columbus on June 12 ...Hit .278 for Clippers in 70 games, including 16 steals in 23 attempts ...Swiped 33 bases in 45 attempts (73%) in 1989 while playing at AA and AAA ...Received Batter of the Week honors at Columbus for week of Aug. 27-Sept. 1, after a 12x25 (.480) performance, with a .500 OB% and a .560 SLG% ...Yankees recalled Sanders again on Sept. 2; in 5 more appearances with New York, he hit .286 (4x14) with 1 HR and 4 RBI ...Entered record books 5 days after delivering his 2nd HR of season on Sept. 5 at Seattle ...After leaving the New York club on Sept. 6, Sanders joined the NFL Falcons and scored a touchdown on a 68-yard punt return vs. the L.A. Rams on Sept. 10 ...He became the first athlete to ever hit a home run in the Major Leagues and score a touchdown in the National Football League in the same week.

1988:—Began pro baseball career at Sarasota (Rookie), batting .280 in 17 games, with 11 SB's ...Moved up to A Ft. Lauderdale, going 9x21 (.429) in 6 games ...Promoted again to AAA Columbus, and collected 3 hits in 20 AB's (.150) ...Overall, hit .284 (33x116) at three levels.

PERSONAL/MISC.:—Full name DEION LUWYNN SANDERS ...Sanders and his girlfriend, Carolyn Chambers, have one daughter, Diondra ...A 1985 graduate of North Ft. Myers High School ...Attended Florida St. University, where he excelled in baseball, football and track ...Earned spot on BASEBALL AMERICA's 1988 pre-season All-American squad ...Honored as the 1988 Jim Thorpe Award

Sanders (Continued)

winner for being the top collegiate defensive back ...Named as a two-time consensus All-America in football in 1987-88 ...Selected to All-America track team in 1988 ...Tabbed as an all-NFL rookie pick by Pro Football Writers Association and Football Digest, and also the NFLPA Kick Returner of the Year, concluded his first year with the Falcons as the first rookie defensive back in the entire 1980's to gain over 1,000 return yards.

Should Sanders play for both the Atlanta Braves and Falcons in 1991, he would become the first professional athlete to play two sports for one city in the same year since Gene Conley in 1961 ...Conley played for the 1960-61 Boston Celtics and pitched for the 1961 Boston Red Sox.

Sanders' Career Record

Year	Club	AVG	G	AB	R	H	2B	3B	HR	RBI	BB	SO	SB
1988	Sarasota	.280	17	75	7	21	4	2	0	6	2	10	11
	Ft. Lauder.	.429	6	21	5	9	2	0	0	2	1	3	2
	Columbus	.150	5	20	3	1	0	0	0	0	1	4	1
1989	Albany	.266	33	119	28	34	2	2	1	6	11	20	17
	Columbus	.276	70	259	38	72	12	7	5	30	22	46	16
	N.Y. (AL)	.234	14	47	7	11	2	0	2	7	3	8	1
1990	Columbus	.321	22	84	21	27	7	1	2	10	17	15	9
	N.Y. (AL)	.158	57	133	24	21	2	2	3	9	13	27	8
Minor Totals		.287	153	578	102	166	28	12	8	54	54	100	56
A.L. Totals		.178	71	180	31	32	4	2	5	16	16	35	9
N.L. Totals		—	—	—	—	—	—	—	—	—	—	—	—
Atlanta Totals		—	—	—	—	—	—	—	—	—	—	—	—
M.L. Totals		.178	71	180	31	32	4	2	5	16	16	35	9

Sanders' Career Transactions

—Selected by the New York Yankees in the 30th round of the 1988 June free agent draft.

—Released by the Yankees on September 24, 1990.

—Signed by the Braves in a minor league free agent on January 30, 1991.

Doug Sisk #43



POSITION: RHP
BATS: R **THROWS:** R
HT: 6'2" **WT:** 210

OPENING DAY AGE: 33
BORN: September 26, 1957, at
Tacoma, WA
RESIDES: Tacoma, WA
M.L. SERVICE: 6 + 035
CONTRACT STATUS: Signed thru '91

ACQUIRED:—Signed as a free agent on January 25, 1991.

1990 SEASON:—Signed by Cleveland as a free agent on December 15, 1989, Sisk was assigned to their AAA affiliate at Colorado Springs ...Put in 2 stints on Colorado Springs D.L. after being slowed in his recovery from two knee surgeries performed in previous July ...Went 1-0 in 8 games ...Given unconditional release on June 9 ...Signed on with Mets as a minor league free agent on June 14 ...Posted impressive numbers at AAA Tidewater, going 5-1 in 8 games (6 starts) with a 1.47 ERA ...Traded to Braves on July 23 in exchange for Tony Valle, and made 1st Atlanta appearance on July 24 vs. Hou. (1.0IP, 0H, 0R) ...Pitched in 2 more games, then was placed on 15-day D.L. on July 18 with neuritis of right arm ...Taken off D.L. on Aug. 15 ...Received unconditional release on Aug. 31.

PRO CAREER 1989:—Sideline entire season ...Had reconstructive surgery on both knees on July 5.

1988:—Split 6 decisions for Orioles in 52 games ...Put in a 6-game stint at AAA Rochester, recording 3 saves in 6 outings ...Released by Orioles day after season ended.

1987:—Ranked 3rd on New York staff with 55 appearances ...Allowed only 2.59 BB's per 9 IP, a career-best ...Hurled 4.2 SHO innings in a 7-3 victory at Pittsburgh on June 14 ...Surrendered 5 HR's in first 38.1 IP, equaling his M.L. career total entering season (1 HR 1982-84, 3 in 1985).

1986:—Opened campaign at Tidewater, and was promoted to New York on May 20, staying with Mets the rest of the year ...Went 2-1 with 1.33 ERA in his first 10 games with Mets ...Closed season with a 1.06 ERA over final 19 games ...Did not permit a run in 2 post-season appearances; tossed a scoreless inning in Game 4 of N.L.C.S. vs. Hou., and 0.2 IP in Game 2 of World Series vs. Bos.

1985:—Season came to premature end due to right elbow surgery ...Last outing was on Sept. 13 ...Had 3 bone chips and 1 bone spur removed ...Went through rehab program all winter ...Opened season with Mets, but was assigned to Tidewater on May 5 after ERA rose to 8.53 ...Made 3 starts at AAA before returning to New York on May 20 ...Injury to elbow occurred after Sisk had settled into best groove of season, pitching SHO ball in 6 of last 7 games (2-0, 0.44ERA, 20.1IP, 1ER).

1984:—Saved 15 games for New York, a career high, ranking 9th in the N.L. ...Permitted opponents to score on only 3 of his first 26 outings ...Teamed with Jesse Orosco to become only 11th pair of relievers on same staff to notch 15 saves each (since beginning of save rule in 1969) ...Collected 8 saves in an 11-game stretch June 8-July 12 ...Tendinitis in right shoulder landed Sisk on D.L. Aug. 9-29 ...Allowed the lowest slugging pct. (.260) in the loop ...Opposing batters hit only .215 vs. Sisk.

1983:—Established a Mets' team record with 63 appearances, 8th in the N.L. ...Captured his 1st M.L. win after hurling 3 scoreless innings in relief of Tom Seaver in the Mets' 2-0 opening day victory

Sisk (Continued)

over the Phillies on April 15 ...Blazed through league over final 60 games, allowing only 20 ER in 93 IP (1.94 ERA).

1982:—After solid year at AA Jackson (11-7, 2.67 ERA), Mets promoted Sisk to Majors for first time on Sept. 5 ...Made M.L. debut Sept. 6 at Pitt. ...AA ERA of 2.67 was best in the Texas League.

1981:—Worked a total of 50 games (1 start) for A Lynchburg and Jackson ...Saved a combined 11 games for both clubs.

1980:—Began pro career at A Kingsport ...Topped Appalachian League in wins (8), starts (15) and IP (98.0) ...ERA of 2.66 ranked 3rd in circuit.

PERSONAL/MISC.:—Full name DOUGLAS RANDALL SISK ...Married the former Lisa Michaelson ...One daughter, Lindsay Rae ...A 1976 graduate of Stadium High School (Renton, WA) ...Received letters in baseball, wrestling and rifle at Stadium High ...His rifle squad was a perennial national champion ...Nearly earned spot on 1976 Olympic Rifle team ...Attended Green River (WA) Community College, before transferring to Washington St. University, where he graduated in 1980 with a degree in Criminal Justice ...As a senior, Sisk went unbeaten at 5-0 with a 2.90 ERA.

Sisk's Career Record

Year	Club	W-L	ERA	G	GS	CG	SHO	SV	IP	H	R	ER	BB	SO
1980	Kingsport	8-5	2.66	15	15	4	0	0	98.0	91	46	29	45	41
1981	Lynchburg	3-2	3.25	36	1	0	0	7	83.0	78	35	30	32	61
	Jackson	3-0	3.60	14	0	0	0	4	25.0	23	11	10	12	15
1982	Jackson	11-7	2.67	44	9	6	0	5	138.0	136	59	41	58	53
	N.Y. (NL)	0-1	1.04	8	0	0	0	1	8.2	5	1	1	1	4
1983	N.Y. (NL)	5-4	2.24	67	0	0	0	11	104.1	88	38	26	59	33
1984	N.Y. (NL)	1-3	2.09	50	0	0	0	15	77.2	57	24	18	54	32
1985	Tidewater	0-2	7.20	4	3	0	0	0	15.0	15	12	12	13	4
	N.Y. (NL)	4-5	5.30	42	0	0	0	0	73.0	86	48	43	40	26
1986	Tidewater	2-3	4.20	9	4	0	0	2	30.0	34	16	14	9	19
	N.Y. (NL)	4-2	3.06	41	0	0	0	1	70.2	77	31	24	31	31
1987	N.Y. (NL)	3-1	3.46	55	0	0	0	3	78.0	83	38	30	22	37
1988	Baltimore	3-3	3.72	52	0	0	0	0	94.1	109	43	39	45	26
	Rochester	0-2	5.91	6	1	0	0	3	10.2	15	7	7	3	5
1989		Did Not Play												
1990	Col. Springs	1-0	7.04	8	0	0	0	0	7.2	8	8	6	5	7
	Tidewater	5-1	1.47	8	6	0	0	0	41.2	39	16	13	10	20
	ATLANTA	0-0	3.86	3	0	0	0	0	2.1	1	1	1	4	1
Minor Totals		33-22	3.25	144	39	10	0	21	449.0	439	210	162	187	225
A.L. Totals		3-3	3.72	52	0	0	0	0	94.1	109	43	39	45	26
N.L. Totals		17-16	3.10	266	0	0	0	33	414.2	397	181	143	214	164
Atlanta Totals		0-0	3.86	3	0	0	0	0	2.1	1	1	1	4	1
M.L. Totals		20-19	3.22	318	0	0	0	33	509.0	506	224	182	259	190

Sisk's Career Transactions

—Signed by the New York Mets as a free agent on June 10, 1980.

—On disabled list August 9-29, 1984.

—Acquired by the Baltimore Orioles from the Mets in exchange for Blaine Beatty and Greg Talamantez on December 8, 1987.

—Released by Baltimore on October 3, 1988.

—Signed by the Cleveland Indians as a free agent on December 15, 1989.

—Released by Cleveland, granting him his unconditional release on June 9, 1990.

—Signed by the Mets as a minor league free agent on June 14, 1990.

—Traded to the Braves from the Mets in exchange for Tony Valle on July 23, 1990.

—Placed on 15-day disabled list retroactive to July 28, 1990.

—Released by the Braves on August 31, 1990.

—Signed by the Braves as a free agent on January 25, 1991.

Milestones



AT BATS

Jeff Blausner needs 326 for 1,400

HOME RUNS

Mike Heath needs 15 for 100

RBI

Mike Heath needs 43 for 500

Terry Pendleton needs 58 for 500

Lonnie Smith needs 73 for 500

RUNS

Mike Heath needs 42 for 500

HITS

Sid Bream needs 38 for 600

Ron Gant needs 112 for 500

Mike Heath needs 68 for 1100

Terry Pendleton needs 112 for 1000

Andres Thomas needs 7 for 500

Jeff Treadway needs 121 for 500

WALKS

Lonnie Smith needs 6 for 500

STOLEN BASES

Lonnie Smith needs 6 for 500

STRIKEOUTS

Juan Berenguer needs 123 for 1000

1991 ATLANTA

MANAGER: Bobby Cox (6)

COACHES: Jim Beauchamp (26), Pat Corrales (39), Clarence Jones (28), Leo Mazzone (54), Jimmy Williams (22), Ned Yost (52)

PITCHERS (17)		B-T	HT	WT	BIRTHDATE	BIRTHPLACE	RESIDENCE
42	Avery, Steve	L-L	6-4	190	4/14/70	Trenton, MI	Taylor, MI
48	Berenguer, Juan	R-R	5-11	220	11/30/54	Aguadulce, Panama	Longwood, FL
36	Castillo, Tony	L-L	5-10	188	3/1/63	Lara, Venez.	Barquisimeto, Venez.
40	Freeman, Marvin	R-R	6-7	222	4/10/63	Chicago, IL	Chicago, IL
47	Glavine, Tom	L-L	6-1	190	3/25/66	Concord, MA	Billerica, MA
56	Gomez, Pat	L-L	5-11	185	3/17/68	Roseville, CA	Citrus Heights, CA
55	Grant, Mark	R-R	6-2	215	10/24/63	Aurora, IL	Alpine, CA
32	Leibrandt, Charlie	R-L	6-3	200	10/4/56	Chicago, IL	Leawood, KS
34	Marak, Paul	R-R	6-2	175	8/2/65	Lakenheath, Eng.	Alamogordo, NM
50	Mercker, Kent	L-L	6-2	195	2/1/68	Dublin, OH	Dublin, OH
49	Parrett, Jeff	R-R	6-3	193	8/26/61	Indianapolis, IN	Lexington, KY
51	Rivera, Ben	R-R	6-6	210	1/11/69	San Pedro de Macoris, D.R.	San Pedro de Macoris, D.R.
25	Smith, Pete	R-R	6-2	200	2/27/66	Weymouth, MA	Burlington, MA
29	Smoltz, John	R-R	6-3	185	5/15/67	Warren, MI	Lansing, MI
30	Stanton, Mike	L-L	6-1	190	6/2/67	Houston, TX	Houston, TX
57	Turner, Matt	R-R	6-5	215	2/18/67	Lexington, KY	Lexington, KY
58	Wendell, Turk	L-R	6-2	175	5/19/67	Pittsfield, MA	Dalton, MA
CATCHERS (5)		B-T	HT	WT	BIRTHDATE	BIRTHPLACE	RESIDENCE
19	Cabrera, Francisco	R-R	6-4	193	10/10/66	Santo Domingo, D.R.	Santo Domingo, D.R.
8	Heath, Mike	R-R	5-11	180	2/5/55	Tampa, FL	Brandon, FL
17	Kremers, Jimmy	L-R	6-3	205	10/8/65	Little Rock, AR	N. Little Rock, AR
38	Mann, Kelly	R-R	6-3	215	8/17/67	Santa Monica, CA	Culver City, CA
10	Olson, Greg	R-R	6-0	200	9/6/60	Marshall, MN	Edina, MN
INFIELDERS (10)		B-T	HT	WT	BIRTHDATE	BIRTHPLACE	RESIDENCE
11	Bell, Mike	L-L	6-1	175	4/22/68	Lewiston, NJ	Newton, NJ
2	Belliard, Rafael	R-R	5-6	160	10/24/61	Pueblo Nuevo, D.R.	Santa Cruz, CA
4	Blauser, Jeff	R-R	6-0	170	11/8/65	Los Gatos, CA	Atlanta, GA
12	Bream, Sid	L-L	6-4	220	8/3/60	Carlisle, PA	Wexford, PA
62	Castilla, Vinny	R-R	6-1	175	7/4/67	Oaxaca, Mexico	Oaxaca, Mexico
7	Esasky, Nick	R-R	6-3	215	2/24/60	Hialeah, FL	Marietta, GA
20	Lemke, Mark	S-R	5-9	167	8/13/65	Utica, NY	Whitesboro, NY
9	Pendleton, Terry	S-R	5-9	195	7/16/60	Los Angeles, CA	Oxnard, CA
14	Thomas, Andres	R-R	6-1	185	11/10/63	Boca Chica, D.R.	Boca Chica, D.R.
15	Treadway, Jeff	L-R	5-11	170	1/22/63	Columbus, GA	Griffin, GA
OUTFIELDERS (8)		B-T	HT	WT	BIRTHDATE	BIRTHPLACE	RESIDENCE
5	Gant, Ron	R-R	6-0	172	3/2/65	Smyrna, GA	Victoria, TX
16	Gregg, Tommy	L-L	6-1	190	7/29/63	Boone, NC	Winston-Salem, NC
61	Hunter, Brian	R-L	6-0	195	3/4/68	Tor, CA	Long Beach, CA
23	Justice, David	L-L	6-3	200	4/14/66	Cincinnati, OH	Atlanta, GA
1	McDowell, Oddibe	L-L	5-9	160	8/25/62	Hollywood, FL	Arlington, TX
63	Mitchell, Keith	R-R	5-10	180	8/6/69	San Diego, CA	San Diego, CA
27	Smith, Lonnie	R-R	5-9	170	12/22/55	Chicago, IL	Atlanta, GA
59	Tomberlin, Andy	L-L	5-11	160	11/7/66	Monroe, NC	Monroe, NC

BRAVES ROSTER

TEAM PHYSICIAN—Dr. David T. Watson
 ASSOCIATE PHYSICIANS—Dr. Robert Crow
 Dr. John Cantwell
 ORTHOPEDICS—Dr. Robert Wells
 Dr. Joe Chandler
 TRAINER—Dave Pursley
 ASSISTANT TRAINER—Jeff Porter
 TRAVELING SECRETARY—Bill Acree

1990 CLUB	W-L	ERA	G	GS	CG	SV	IP	H	R	ER	BB	SO	SERVICE
Richmond	5-5	3.50	13	13	3	0	82.1	85	35	31	21	69	
Atlanta	3-11	5.64	21	20	1	0	99.0	121	79	62	45	75	.113
Minnesota	8-5	3.41	51	0	0	0	100.1	85	43	38	58	77	9.151
Richmond	3-1	2.52	5	4	1	0	25.0	14	7	7	6	27	
Atlanta	5-1	4.23	52	3	0	1	76.2	93	41	36	20	64	1.140
Scr.-Wilkes	2-4	5.09	7	7	0	0	35.1	39	23	20	19	33	
Philadelphia	0-2	5.57	16	3	0	1	32.1	34	21	20	14	26	
Richmond	2-3	4.62	7	7	1	0	39.0	33	20	20	22	23	
Atlanta	1-0	1.72	9	0	0	0	15.2	7	3	3	3	12	2.015
Atlanta	10-12	4.28	33	33	1	0	214.1	232	111	102	78	129	3.052
Richmond	1-1	8.80	4	4	0	0	15.1	19	16	15	10	8	
Greenville	6-8	4.49	23	21	0	0	124.1	126	75	62	71	94	0.000
San Diego	1-1	4.85	26	0	0	0	39.0	47	23	21	19	29	
Atlanta	1-2	4.64	33	1	0	3	52.1	61	30	27	18	40	4.102
Greenville	1-0	0.00	2	2	0	0	13.0	5	4	0	5	12	
Atlanta	9-11	3.16	24	24	5	0	162.1	164	72	57	35	76	9.010
Richmond	9-8	2.49	32	16	5	0	148.0	130	49	41	50	75	
Atlanta	1-2	3.69	7	7	1	0	39.0	39	16	16	19	15	.033
Richmond	5-4	3.55	12	10	0	1	58.1	60	30	23	27	69	
Atlanta	4-7	3.17	36	0	0	7	48.1	43	22	17	24	39	.148
Philadelphia	4-9	5.18	47	5	0	1	81.2	92	51	47	36	69	
Atlanta	1-1	3.00	20	0	0	1	27.0	27	11	9	19	17	4.024
Greenville	1-4	6.58	13	13	0	0	52.0	68	40	38	26	32	
Durham	5-3	3.60	16	13	1	1	75.0	69	41	30	33	64	0.000
Atlanta	5-6	4.79	13	13	3	0	77.0	77	45	41	24	56	3.034
Greenville	0-0	0.00	2	2	0	0	3.1	1	0	0	0	2	
Atlanta	14-11	3.85	34	34	6	0	231.1	206	109	99	90	170	2.072
Atlanta	0-3	18.00	7	0	0	2	7.0	16	16	4	4	7	1.039
Greenville	0-1	1.59	4	4	0	0	5.2	7	1	1	3	4	
Greenville	6-4	2.66	40	0	0	4	67.2	59	24	20	29	60	
Richmond	2-3	3.86	22	1	0	2	42.0	44	20	18	16	36	0.000
Durham	1-3	1.86	6	5	1	0	38.2	34	10	8	15	26	0.000
Greenville	4-9	5.74	36	13	1	2	91.0	105	70	58	48	85	

1990 CLUB	AVG.	G	AB	R	H	2B	3B	HR	RBI	BB	SO	SB	SERVICE
Richmond	.227	35	132	12	30	3	1	7	20	7	23	2	
Atlanta	.227	63	137	14	38	5	1	7	25	5	21	1	0.171
Detroit	.270	122	370	46	100	18	2	7	38	19	71	7	12.039
Richmond	.232	63	190	25	44	8	0	6	24	35	47	1	
Atlanta	.110	29	73	7	8	1	1	1	2	6	27	0	.086
Greenville	.316	50	155	25	49	13	0	7	27	32	22	6	
Richmond	.202	63	203	18	41	13	0	3	20	16	36	1	
Atlanta	.143	11	28	2	4	1	0	1	2	0	6	0	.058
Richmond	.000	3	7	0	0	0	0	0	0	0	0	0	
Atlanta	.262	100	298	36	78	12	1	7	36	30	51	1	1.013

1990 CLUB	AVG.	G	AB	R	H	2B	3B	HR	RBI	BB	SO	SB	SERVICE
Greenville	.291	106	405	50	118	24	2	6	42	41	63	10	
Atlanta	.244	36	45	8	11	5	1	1	5	2	9	0	.056
Pittsburgh	.204	47	54	10	11	3	0	0	6	5	13	1	6.080
Atlanta	.269	115	386	46	104	24	3	8	39	36	70	3	2.100
Pittsburgh	.270	147	389	39	105	23	2	15	67	48	65	8	6.002
Sumter	.268	93	339	47	91	15	2	9	53	28	54	2	
Greenville	.235	46	170	20	40	5	1	4	16	13	23	4	0.000
Atlanta	.171	9	35	2	6	0	0	0	0	4	14	0	7.107
Brandenton	.364	4	11	2	4	0	0	1	5	1	3	0	
Atlanta	.226	102	239	22	54	13	0	0	21	21	22	0	1.036
St. Louis	.230	121	447	46	103	20	2	6	58	30	58	7	6.075
Atlanta	.219	84	278	26	61	8	0	5	30	11	43	2	5.034
Atlanta	.283	128	474	56	134	20	2	11	59	25	42	3	3.034

1990 CLUB	AVG.	G	AB	R	H	2B	3B	HR	RBI	BB	SO	SB	SERVICE
Atlanta	.303	152	575	207	174	34	3	32	84	50	86	33	2.133
Atlanta	.264	124	239	18	63	13	1	5	32	24	39	4	2.089
Greenville	.241	88	320	45	77	13	1	14	55	43	62	3	
Richmond	.197	43	137	13	27	4	0	5	16	18	37	2	0.000
Richmond	.356	12	45	7	16	5	1	2	7	7	6	0	
Atlanta	.282	127	439	76	124	23	2	28	78	68	92	11	1.000
Atlanta	.243	113	305	47	74	14	0	7	25	21	53	13	5.131
Durham	.294	129	456	81	134	24	3	6	48	92	48	18	0.000
Atlanta	.305	135	466	72	142	27	9	9	42	58	67	10	10.059
Greenville	.311	60	196	31	61	9	1	4	25	20	35	9	
Richmond	.304	80	283	36	86	19	3	4	31	39	43	11	0.000

1991 NON-ROSTER SPRING TRAINING INVITEES

No.	PITCHERS (11)	B-T	HT	WT	BIRTHDATE	BIRTHPLACE	RESIDENCE	1990 CLUB	W-L	ERA	G	GS	CG	SV	IP	H	R	ER	BB	SO	SERVICE
53	Alba, Gibson	L-L	6-2	160	1/18/60	Santiago, D.R.	Santiago, D.R.	Louisville	2-4	5.09	9	9	1	0	40.2	36	25	23	21	41	0.008
								Richmond	1-3	3.25	12	2	0	0	27.2	9	12	10	19	19	3.094
45	Brennan, William	R-R	6-3	185	1/13/63	Tampa, FL	Kennesaw, GA	Tuscon	8-7	4.73	41	8	2	0	110.0	104	68	58	89	88	
73	Davis, John	R-R	6-7	215	1/5/63	Chicago, IL	Northridge, CA	Denver	1-3	12.46	6	0	0	1	4.1	4	7	6	8	3	
								Las Vegas	2-4	4.34	18	11	1	1	74.2	68	40	36	43	68	
46	Kramer, Randy	R-R	6-2	180	9/20/60	Palo Alto, CA	Aptos, CA	San Diego	0-1	5.79	6	0	0	0	9.1	9	7	6	4	7	1.126
								Pittsburgh	0-1	4.91	12	2	0	0	25.2	27	15	14	9	15	
								Buffalo	6-1	2.57	18	12	0	3	73.2	55	29	21	33	58	
								Chicago (NL)	0-2	3.98	10	2	0	0	20.1	20	10	9	12	12	1.126
								DID NOT PLAY													
67	McCarthy, Tom	R-R	6-0	180	6/18/61	Lundstahl, W.Ger.	Plymouth, MA	Richmond	4-9	5.13	25	14	2	0	80.2	101	52	46	26	39	0.000
78	Nezelek, Andy	L-R	6-6	225	10/24/65	Endicott, NY	Endicott, NY	Indianapolis	1-1	2.31	9	0	0	0	11.2	8	5	3	6	8	0.000
64	Perez, Yorkis	L-L	6-0	180	9/30/67	Bajose de Haina, DR	Bajose de Haina, DR	Jacksonville	2-2	6.00	28	2	0	1	42.0	36	34	28	34	39	
71	Reynoso, Armando	R-R	6-0	186	5/1/66	San Luis Potosi, Mex.	Jalisco, Mex.	Saltillo	20-3	2.60	27	27	12	0	200.2	174	61	58	73	170	0.000
								Richmond	3-1	2.25	4	3	0	0	24.0	26	7	6	7	15	0.000
66	Sanders, Earl	R-R	6-3	220	3/5/65	Moss Point, MI	Moss Point, MI	Knoxville	4-4	4.75	37	0	0	2	60.2	63	41	32	57	39	0.000
43	Sisk, Doug	R-R	6-2	210	9/26/57	Renton, WA	Tacoma, WA	Col Springs	1-0	7.04	8	0	0	0	7.2	8	8	6	5	7	
								Tidewater	5-1	1.47	8	6	0	0	41.2	39	16	13	10	20	
								Atlanta	0-0	3.86	3	0	0	0	2.1	1	1	1	4	1	5.170
								Greenville	0-1	4.02	14	0	0	6	15.2	14	7	7	14	20	
72	Wohlars, Mark	R-R	6-4	207	1/23/70	Holyoke, MA	Holyoke, MA	Greenville	5-4	1.88	37	2	0	5	52.2	27	13	11	20	85	0.000
								Sumter													
No.	CATCHERS (4)	B-T	HT	WT	BIRTHDATE	BIRTHPLACE	RESIDENCE	1990 CLUB	AVG	G	AB	R	H	2B	3B	HR	RBI	BB	SO	SB	SERVICE
60	Deak, Brian	R-R	6-0	183	10/25/67	Harrisburg, PA	Scottsdale, AZ	Greenville	.218	66	188	24	41	13	0	3	26	43	47	2	0.000
								Durham	.188	43	133	14	25	3	1	3	16	23	41	2	0.000
65	Houston, Tyler	L-R	6-2	210	1/17/71	Las Vegas, NV	Las Vegas, NV	Sumter	.210	117	442	58	93	14	3	13	56	49	101	3	0.000
69	Szekely, Joe	L-R	6-1	195	6/28/61	Paris, TX	Paris, TX	Buffalo	.000	2	4	1	0	0	0	0	1	0	0	0	0.000
								Syracuse	.174	50	155	17	27	3	2	5	16	10	20	1	0.000
31	Willard, Jerry	L-R	6-2	195	3/14/60	Oxnard, CA	Port Hueneme, CA	Vancouver	.279	121	380	66	106	21	0	20	76	85	60	2	3.094
								Chicago (AL)	.000	3	3	0	0	0	0	0	0	0	2	0	
No.	INFELDERS (2)	B-T	HT	WT	BIRTHDATE	BIRTHPLACE	RESIDENCE	1990 CLUB	AVG	G	AB	R	H	2B	3B	HR	RBI	BB	SO	SB	SERVICE
18	Rosario, Victor	R-R	5-11	145	8/26/66	Hato Mayor	San Pedro de macoris,	Scranton	.251	143	478	45	120	23	6	5	42	21	91	8	0.030
								D.R.	.143	9	7	3	1	0	0	0	0	1	1	0	
70	Rosy, Rico	R-R	5-10	175	2/16/64	San Juan, P.R.	Bayamon, P.R.	Buffalo	.176	8	17	3	3	1	0	2	4	2	1	0	
								Richmond	.232	107	380	58	88	13	0	4	32	69	43	11	
								Greenville	.190	5	21	4	4	1	0	0	0	1	2	0	0.000
No.	OUTFIELDERS (1)	B-T	HT	WT	BIRTHDATE	BIRTHPLACE	RESIDENCE	1990 CLUB	AVG	G	AB	R	H	2B	3B	HR	RBI	BB	SO	SB	SERVICE
24	Sanders, Deion	L-L	6-1	195	8/9/67	Ft. Myers, FL	Alpharetta, GA	Columbus	.321	22	84	21	27	7	1	2	10	17	15	9	0.130
								N.Y. (AL)	.158	57	133	24	21	2	2	3	9	13	27	8	

**PLAYER
DEVELOPMENT
SYSTEM**

Atlanta Braves

**MINOR LEAGUE
COMPLEX**

WELCOME VISITORS



Chuck LaMar

Director of Scouting and Player Development



Chuck LaMar, who, at 34, already has a wealth of experience in baseball personnel work, joined the Atlanta Braves as Director of Scouting and Player Development on November 19, 1990. He had been the Pittsburgh Pirates' Director of Minor League Operations the previous two years.

As a scouting supervisor for the Cincinnati Reds from January of 1985 until November of 1988, LaMar signed eight 40-man roster players including Major Leaguers Jack Armstrong, Scott Scudder and Rosario Rodriguez. During that period he was also instrumental in the the Reds' signing a

working agreement with Nuevo Laredo. It was the first such agreement between a Major League team and a club in the Mexican League.

The head baseball coach at the University of Mary Hardin-Baylor in Belton, Texas, in 1984 and 1985, LaMar was an assistant coach at Indiana University from 1981 through 1983 and head coach at Houston's St. Thomas High School in 1979 and 1980.

LaMar captained the baseball team at San Jacinto Junior College in 1976, then transferred to Texas Christian, where he led the team in hitting as a junior in 1977 and served as team captain as a senior.

LaMar, a native of Twin Falls, Idaho, grew up in Houston, where he attended Madison High School. He and his wife, Cheryl, have two children: Sarah (8) and Emily (6).

Rod Gilbreath

Assistant Director of Player Development



Rod Gilbreath, an Atlanta infielder in the mid-1970s and Assistant Director of Scouting from 1985 through 1990, was named the Braves' Assistant Director of Player Development prior to the 1991 season.

A third round pick of the Braves in the 1970 June draft, Gilbreath started his pro career at Twin Falls that year. He was selected the Western Carolinas League Most Valuable Player while at Greenwood in 1971 and made it to Atlanta for part of 1972. He hit .248 with 14 homers and 125 RBI in a seven-year major league career.



Gilbreath (Continued)

Signed by Pittsburgh as a free agent, he finished his playing career with portland in 1979 and 1980.

Gilbreath joined the Braves as a scout in the fall of 1982 and three years later became Assistant Director of Scouting. He managed the Braves' rookie farm club at Idaho Falls in 1986 and 1987, earning Pioneer League Manager of the Year honors his first season there.

Scott Proefrock

Assistant Director of Scouting



Scott Proefrock joined the Braves as Assistant Director of Scouting on December 3, 1990. He came to Atlanta from the Pittsburgh Pirates, where he had been an assistant for baseball operations for the previous year. He began his professional baseball career when he was named the Pirates' Director of Management Information Systems in November of 1987.

Proefrock, a 30-year-old native of Dayton, Ohio, earned a bachelor's degree in accounting from William & Mary in 1982 and a master's in sports management from the University of Massachusetts in 1987.

Paul Egins

Assistant to Director of Scouting and Player Development



Paul Egins, as assistant to the director of scouting and player development, assists Chuck LaMar and the Braves' other baseball personnel in all administrative duties.

Egins, 27, received a bachelor's degree in biology from the University of Georgia in 1986 and did graduate work in sports administration at Florida A&M. He served as the trainer for the Burlington (IA) Braves, Atlanta's entry in the Class A Midwest League, in 1988 and 1989. He was named Atlanta's assistant director of player development before the 1990 season.

Egins is single and lives in College Park in suburban Atlanta.



PLAYER DEVELOPMENT AND SCOUTING

Henry Aaron Senior Vice President and Assistant to President
Chuck LaMar Director of Scouting and Player Development
Rod Gilbreath Assistant Director of Player Development
Scott Proefrock Assistant Scouting Director
Paul Ekins Assistant to Director of Player Development/Scouting
Susan Bailey Minor League Secretary
Bobbie Cranford Scouting Secretary
Lena Burney Assistant Secretary to Minor League/Scouting

1991 SCOUTS

Mike Arbuckle-Trenton, MO
Ray Belanger-Saskatchewan, Can.
Sam Berry-Marietta, GA
Smoky Burgess-Forest City, NC
Joe Campise-Houston, TX
Stu Cann-Bradley, IL
Joe Caputo-Royersford, PA
Bill Clark-Columbia, MO
Roy Clark-Martinsville, VA
Harold Cronin-Cincinnati, OH
Bob Dunning-Phoenix, AZ
Rob English-Duluth, GA
Lou Fitzgerald-Cleveland, TN
John Flannery-Lakewood, CA
Ralph Garr-Missouri City, TX
Pedro Gonzales-
San Pedro de Macoris, D.R.
John Hageman-Staten Island, NY
Ray Holton Jeffersontown, KY
Jim Johnson-Alta Loma, CA
Dean Jongewaard-Fountain Valley,
CA

Steve Jongewaard-Westminster, CA
Robert Lucas-East Point, GA
Robyn Lynch-Walnut Creek, CA
Dickey Martin-Birmingham, AL
Red Murff-Brenham, TX
Ernie Pederson-Tinley Park, IL
Jack Pierce-Guanajuato, Mex.
Rance Pless-Greeneville, TN
Jorge Posada-Rio Piedras, P.R.
Harry Postove-Norfolk, VA
Jose Salado-San Pedro, D.R.
Bill Serena-Hayward, CA
Fred Shaffer-New Castle, PA
Charlie Smith-Austin, TX
Ted Sparks-Atlanta, GA
Andy Stewart-Winter Park, FL
Tony Stiel-Pontiac, MI
Bob Turzilli-Kinnelon, NJ
Wes Westrum-Mesa, AZ
Bill Wight-Carmichael, CA
Don Williams-Paragould, AR
Red Wooten-Kennesaw, GA



MINOR LEAGUE DIRECTORY

Club	League/Class/Stadium General Manager
Richmond Braves P.O. Box 6667 Richmond, VA 23230 (804) 359-4444	International (AAA) The Diamond Bruce Baldwin
Greenville Braves P.O. Box 16683 Greenville, SC 29606 (803) 299-3456	Southern (AA) Municipal Stadium Steve DeSalvo
Durham Bulls P.O. Box 507 Durham, NC 27702 (919) 688-8211	Carolina (A) Durham Athletic Park Rob Dlugozima
Macon Braves P.O. Box 4525 Macon, GA 31208 (912) 745-8943	South Atlantic (A) Luther Williams Field Ed Holtz
Pulaski Braves P.O. Box 814 Pulaski, VA 24301 (703) 980-8200	Appalachian (Rookie) Calfee Park Kyle Scharhag
Bradenton Braves Pirate City P.O. Box 1359 Bradenton, FL 33506 (813) 747-3031	Gulf Coast (Rookie) Pirate City Jim Procopio
Idaho Falls Braves 800 West Elva Idaho Falls, Idaho 83402 (208) 522-8363	Pioneer (Rookie) McDermott Field Rai Henninger

Scouting and Development



Minor League Managers

Richmond	International	AAA	Phil Niekro
Greenville	Southern	AA	Chris Chambliss
Durham	Carolina	A	Grady Little
Macon	South Atlantic	A	Roy Majtyka
Bradenton	Gulf Coast	Rookie	Jim Saul
Pulaski	Appalachian	Rookie	Randy Ingle
Idaho Falls	Pioneer	Rookie	Steve Curry

Minor League Coaches

Richmond	Bruce Dal Canton, Sonny Jackson, Rick Berg, John Grubb
Greenville	Bill Slack, Terry Harper
Durham	Larry Jaster, Gil Garrido
Macon	Matt West, Glenn Hubbard
Bradenton	Rick Albert, Eddie Watt
Pulaski	Cloyd Boyer, Phillip Weilman, Brian Snitker
Idaho Falls	Randy Smith, Steve Glass

Roving Instructors

Willie Stargell	Roving Instructor
Bruce Benedict	Roving Instructor

Special Instructors

Bobby Dews	Minor League Coordinating Instructor
------------	-------	--------------------------------------

Trainers

Richmond	Sam Ayoub	Pulaski	Mike Ceraime
Greenville	Jim Lovell	Brandenton	Gene Lane
Durham	Willie Johnson	Idaho Falls	Matt Williams
Macon	Bryan Butz			

Braves #1 Draft Choices

Yr.	Regular Phase	Secondary Phase	Yr.	Regular Phase	Secondary Phase
1966	Al Santorini, P	Oscar Brown, OF	1979	Brad Komminsk, OF	No Selection
1967	Andy Finlay, OF	Garry Hill, P	1980	Ken Dayley, P	Jeff Dedmon, P
1968	Curtis Moore, C	Gary Pyle, P	1981	Jay Roberts, OF	John Wallace, OF
1969	Gene Holbert, C	Gary Robson, P	1982	Duane Ward, P	John Bryant, CF
1970	Ron Broadus, P	William Hodge, C	1983	Marty Clary, P (3rd)	Kevin Williamson, P
1971	Taylor Duncan, IF	Mike Beard, P	1984	Drew Denson, 1B	Jeff Blauser, SS
1972	Preston Hanna, P	Mike Bahnick, P	1985	Tommy Greene, P	Dodd Johnson, IF
1973	Pat Rockett, SS	Larry McWilliams, P	1986	Kent Mercker, P	Kevin Brown, P
1974	Dale Murphy, C	Scott McGlamory, P	1987	Derek Lilliquist, P	No Second Phase
1975	Don Young, C	David Stevens, OF	1988	Steve Avery, P	No Second Phase
1976	Ken Smith, 1B	Gerald Price, IF	1989	Tyler Houston, C	No Second Phase
1977	Tim Cole, P	Mark Martin, C	1990	Chipper Jones, SS	No Second Phase
1978	Bob Horner, 3B	James Watkins, C			

Minor League Information



1990 MINOR LEAGUE STATISTICS

RICHMOND BRAVES

W-L RECORD: 71-74

*—Left Handed

#—Switch-hitter

Player	AVG	G	AB	R	H	2B	3B	HR	RBI	SB	E
Alva, John	.249	99	341	38	85	12	2	1	23	0	8
Berroa, Geronimo	.269	135	499	56	134	17	2	12	80	4	7
Cabrera, Francisco	.227	35	132	12	30	3	1	7	20	2	4
Crabbe, Bruce	.268	129	473	64	127	26	0	9	51	2	19
Denson, Drew	.231	90	295	25	68	4	1	7	29	0	5
Dowell, Ken	.200	36	80	7	16	2	1	0	7	0	4
#Hinzo, Tommy	.224	17	49	9	11	0	0	2	5	1	4
Hood, Dennis	.247	121	389	50	96	15	5	8	36	13	7
Hunter, Brian	.197	43	137	13	27	4	0	5	16	2	3
Infante, Alexis	.240	31	96	8	23	3	0	1	12	1	4
*Jones, Barry	.269	99	350	41	94	7	1	12	52	13	7
*Justice, Dave	.356	12	45	7	16	5	1	2	7	0	2
*Kremers, Jimmy	.232	63	190	25	44	8	0	6	24	1	4
Maldonado, Phil	.100	4	10	0	1	1	0	0	0	0	0
Mann, Kelly	.202	63	203	18	41	13	0	3	20	1	7
*Mizerock, John	.222	34	90	11	20	4	0	2	10	0	0
Morris, Rick	.111	17	27	0	3	0	0	0	1	0	0
Olson, Greg	.000	3	7	0	0	0	0	0	0	0	0
Rossy, Rico	.232	107	380	58	88	13	0	4	32	11	18
*Taylor, Dwight	.255	39	106	17	27	1	2	1	11	4	1
*Tomberlin, Andy	.304	80	283	36	86	19	3	4	31	11	4
Tubbs, Greg	.217	11	23	3	5	0	0	0	1	0	1
Whited, Ed	.248	108	339	55	84	22	4	7	33	5	12

Player	W-L	ERA	G	GS	CG	SHO	SV	IP	H	R	ER	HR	BB	SO
*Alba, Gibson	1-3	3.25	12	2	0	0	0	27.2	9	12	10	1	19	19
*Avery, Steve	5-5	3.39	13	13	3	0	0	82.1	85	35	31	7	21	69
*Castillo, Tony	3-1	2.52	5	4	1	1	0	25.0	14	7	7	5	6	27
Czarnik, Chris	0-1	7.00	5	0	0	0	0	9.0	13	7	7	1	3	8
Freeman, Marvin	2-3	4.62	7	7	1	1	0	39.0	33	20	20	3	22	23
*Gomez, Pat	1-1	8.80	4	4	0	0	0	15.1	19	16	15	1	10	8
Greene, Tommy	5-8	3.72	19	18	2	0	0	109.0	88	49	45	5	65	65
Henry, Dwayne	1-1	2.33	13	0	0	0	2	27.0	12	7	7	1	16	36
Kerfeld, Charley	2-0	3.38	15	1	0	0	0	21.1	22	10	8	0	16	24
Laskey, Bill	6-4	2.79	49	1	0	0	14	87.0	83	32	27	6	29	60
*Lilliquist, Derek	4-0	2.57	5	5	1	0	0	35.0	31	11	10	3	11	24
Luecken, Rick	1-1	1.35	8	0	0	0	4	13.1	11	3	2	0	8	15
Marak, Paul	9-8	2.49	32	16	5	0	0	148.0	130	49	41	9	50	75
*Mercker, Kent	5-4	3.55	12	10	0	0	1	58.1	60	30	23	1	27	69
Nezelek, Andy	4-9	5.13	25	14	2	0	0	80.2	101	52	46	7	26	39
*Olwine, Ed	3-1	5.40	25	0	0	0	5	28.1	30	18	17	3	15	21
*Polley, Dale	4-7	3.53	36	15	1	1	0	135.0	121	66	53	10	48	64
Reynoso, Armando	3-1	2.25	4	3	0	0	0	24.0	26	7	6	3	7	15
Richards, Rusty	6-9	4.55	30	26	0	0	0	140.1	159	83	71	12	73	56
*Snyder, Brian	4-1	2.48	46	0	0	0	12	58.0	54	19	16	2	20	49
Taylor, Bill	0-0	0.00	2	0	0	0	0	2.2	4	0	0	0	0	0
Turner, Matt	2-3	3.86	22	1	0	0	2	42.0	44	20	18	6	16	36
*Upshaw, Lee	0-3	6.17	5	5	0	0	0	23.1	35	19	16	5	8	16
Ziem, Steve	0-0	3.60	7	0	0	0	0	10.0	13	4	4	1	5	7

Minor League Information



GREENVILLE BRAVES

W-L RECORD: 57-87

*—Left Handed

#—Switch-hitter

Player	AVG	G	AB	R	H	2B	3B	HR	RBI	SB	E
Alva, John	.161	15	62	6	10	2	0	0	5	0	4
#Batiste, Kevin	.232	98	340	44	79	13	1	4	31	14	9
*Bell, Mike	.291	106	405	50	118	24	2	6	42	10	8
Carter, Dennis	.075	14	40	3	3	1	0	1	5	0	0
#Casarotti, Rich	.226	113	367	39	83	10	2	5	42	3	9
Castilla, Vinny	.235	46	170	20	40	5	1	4	16	4	7
Champion, Brian	.265	34	102	10	27	5	0	1	7	2	1
Deak, Brian	.218	66	188	24	41	13	0	3	26	2	6
Dean, Kevin	.193	22	57	6	11	5	1	0	3	2	2
Hall, Lamar	.214	32	103	11	22	5	0	0	7	3	16
#Hinzo, Tommy	.260	25	73	12	19	2	2	1	12	3	5
Hunter, Brian	.241	88	320	45	77	13	1	14	55	3	8
#Jose, Manny	.234	68	239	25	56	6	3	5	22	13	11
*Kowitz, Brian	.132	20	68	4	9	0	0	0	4	1	0
Maldonado, Phil	.182	8	22	2	4	1	0	0	1	0	1
Maloney, Rich	.205	59	161	26	33	2	1	0	16	1	11
Mann, Kelly	.316	50	155	25	49	13	0	7	27	6	5
*Martin, Al	.242	133	455	64	110	17	5	10	50	20	7
*Mizerock, John	.250	2	4	1	1	1	0	0	0	0	0
Morris, Rick	.242	75	198	29	48	9	1	0	19	1	5
#Olmeda, Jose	.125	2	8	1	1	0	0	0	0	0	0
Pino, Rolando	.207	13	29	0	6	3	0	0	2	0	6
Plumb, David	.192	68	177	17	34	5	0	2	14	0	4
Redington, Tom	.252	124	409	55	103	13	1	12	52	2	18
Rossy, Rico	.190	5	21	4	4	1	0	0	0	0	2
Snover, Dan	.294	15	34	4	10	3	0	0	4	1	1
*Tomberlin, Andy	.311	60	196	31	61	9	1	4	25	9	3
*Whitt, Ernie	.333	4	12	1	4	1	0	0	0	0	0
*Xavier, Joe	.238	64	189	11	45	5	0	1	17	3	13

Player	W-L	ERA	G	GS	CG	SHO	SV	IP	H	R	ER	HR	BB	SO
Barton, Shawn	0-1	8.10	15	0	0	0	1	16.2	24	15	15	2	9	8
*Boltz, Brian	9-10	3.73	28	28	0	0	0	159.1	157	80	66	7	56	98
Czarnik, Chris	4-4	2.98	21	4	0	0	1	57.1	53	28	19	4	27	31
Del Rosario, Maximo	7-7	4.12	60	2	0	0	1	115.2	128	72	53	5	62	67
*Diez, Scott	0-0	2.89	11	0	0	0	0	9.1	10	3	3	0	6	7
*Gomez, Pat	6-8	4.29	23	21	0	0	0	124.1	126	75	62	9	71	94
*Johnson, Judd	5-10	4.11	28	24	3	2	1	149.0	159	75	68	17	43	59
Johnson, Lee	0-4	3.31	9	5	0	0	1	35.1	38	21	13	3	18	24
*Kilner, John	0-3	2.75	28	0	0	0	15	36.0	24	11	11	1	28	28
*Leibrandt, Charlie	1-0	0.00	2	2	0	0	0	13.0	5	4	0	0	5	12
Rivera, Ben	1-4	6.58	13	13	0	0	0	52.0	68	40	38	6	26	32
Satzinger, Jeff	1-2	4.02	29	0	0	0	1	40.1	32	20	18	4	22	45
Smith, Pete	0-0	0.00	2	2	0	0	0	3.1	1	0	0	0	0	2
*Stanton, Mike	0-1	1.59	4	4	0	0	0	5.2	7	1	1	1	3	4
*Stockam, Doug	1-4	5.21	34	0	0	0	2	46.2	59	29	27	4	21	33
*Tomberlin, Andy	0-0	0.00	1	0	0	0	0	1.0	1	0	0	0	1	1
Turner, Matt	6-4	2.66	40	0	0	0	4	67.2	59	24	20	6	29	60
Upshaw, Lee	6-12	4.42	22	21	1	0	0	128.1	148	77	63	6	58	75
Watson, Preston	3-1	8.44	11	0	0	0	0	16.0	25	17	15	1	11	8
Weems, Danny	3-2	6.75	24	5	0	0	1	62.2	73	53	47	12	37	43
Wendell, Turk	4-9	5.74	36	13	1	1	2	91.0	105	70	58	5	48	85
Wohlers, Mark	0-1	4.02	14	0	0	0	6	15.2	14	7	7	0	14	20

Minor League Information



DURHAM BULLS

W-L RECORD: 71-68

*—Left Handed

#—Switch-hitter

Player	AVG	G	AB	R	H	2B	3B	HR	RBI	SB	E
#Alicea, Edwin	.278	113	370	55	103	28	0	13	49	14	28
*Brust, Dave	.175	86	228	18	40	6	0	7	23	1	23
*Campbell, D.C.	.219	107	334	43	73	14	5	6	36	21	10
*Castleberry, Kevin	.242	119	372	59	90	18	4	7	27	15	24
Champion, Brian	.263	94	338	37	89	19	1	6	56	4	7
Cole, Popeye	.293	118	389	64	114	11	4	2	40	24	8
Cuevas, Johnny	.255	66	192	12	49	5	1	0	16	0	4
Deak, Brian	.188	43	133	14	25	3	1	3	16	2	3
#Dewey, Todd	.167	7	18	1	3	2	0	0	0	0	2
Marring, Ken	.211	96	251	19	53	13	1	1	20	3	19
*Klesko, Ryan	.274	77	292	40	80	16	1	7	47	10	13
Maldonado, Phil	.215	48	130	7	28	3	0	0	11	1	5
Maloney, Rich	.300	47	160	23	48	7	2	2	12	2	7
Mitchell, Keith	.294	129	456	81	134	24	3	6	48	18	4
Mordecai, Mike	.280	72	271	42	76	11	7	3	36	10	29
Perez, Eduardo	.237	31	93	9	22	1	0	3	10	0	3
*Robles, Josman	.236	32	89	10	21	5	0	3	14	0	4
*Ross, Sean	.272	21	81	9	22	4	0	2	13	4	0
Snover, Dan	.215	23	65	11	14	4	0	1	6	0	5
*Todd, Theron	.255	126	408	49	104	18	3	6	50	9	4

Player	W-L	ERA	G	GS	CG	SHO	SV	IP	H	R	ER	HR	BB	SO
*Borbon, Pedro	4-5	5.43	11	11	0	0	0	61.1	73	40	37	8	16	37
*Byerly, Rod	2-2	3.33	26	0	0	0	1	27.0	29	16	10	1	8	18
Cummings, Brian	2-5	5.40	14	13	1	0	0	63.1	69	42	38	5	27	50
Czarnik, Chris	5-1	1.15	17	5	0	0	2	54.2	33	11	7	2	17	39
*Diez, Scott	2-1	5.34	20	0	0	0	2	30.1	36	20	18	2	16	17
*Hailey, Roger	3-5	5.11	11	11	1	0	0	56.1	57	40	32	5	26	48
Johnson, Lee	4-4	3.59	29	8	0	0	3	85.1	71	38	34	4	47	73
*Karasinski, Dave	2-1	5.23	24	1	0	0	4	31.0	40	25	18	1	8	24
Longuil, Rich	2-2	3.27	11	0	0	0	0	22.0	21	12	8	1	15	15
Maldonado, Phil	0-0	0.00	1	0	0	0	0	0.2	1	0	0	0	0	0
Mathews, Eddie	1-0	11.37	6	0	0	0	1	6.1	11	10	8	1	2	7
Minchey, Nate	4-11	3.79	25	24	2	2	0	133.0	143	75	56	11	46	100
Nied, David	1-1	3.83	10	10	0	0	0	42.1	38	19	18	3	14	27
Richey, Rodney	7-1	2.75	42	0	0	0	10	59.0	46	21	18	3	39	72
Rivera, Ben	5-3	3.60	16	13	1	1	1	75.0	69	41	30	7	33	64
*Smith, Chad	0-2	3.86	4	3	0	0	0	18.2	17	10	8	1	5	8
Taylor, Bill	0-0	3.24	5	0	0	0	0	8.1	8	3	3	0	1	10
Tilmon, Pat	6-5	3.90	38	7	0	0	1	101.2	105	54	44	7	37	104
*Todd, Theron	0-0	0.00	1	0	0	0	0	1.0	0	0	0	0	0	0
Vazquez, Marcos	4-2	3.79	12	11	1	0	0	57.0	60	33	24	6	29	28
Watson, Preston	10-6	2.42	34	16	2	1	7	137.1	101	51	37	4	60	122
Weems, Danny	0-1	4.05	6	0	0	0	0	6.2	5	5	3	1	5	6
Wendell, Turk	1-3	1.86	6	5	1	0	0	38.2	24	10	8	3	15	26
Wright, Skipper	6-7	3.16	50	1	0	0	8	116.2	101	46	41	8	34	100

Minor League Information



BURLINGTON BRAVES

W-L RECORD: 78-59

*—Left Handed

#—Switch-hitter

Player	AVG	G	AB	R	H	2B	3B	HR	RBI	SB	E
Apolinario, Oswald	.211	42	133	16	28	2	1	0	7	6	10
Baldwin, Tony	.212	84	264	41	56	7	1	8	40	9	4
*Blanks, Daryl	.201	48	134	8	27	2	1	1	11	1	3
#Caraballo, Ramon	.290	102	390	84	113	18	14	7	54	41	36
*Clark, Jeff	.256	96	289	47	74	4	2	0	27	9	3
Ellis, Paul	.000	1	2	0	0	0	0	0	0	0	0
*Gardner, Glen	.260	137	488	64	127	30	2	8	61	3	31
Gillis, Tim	.257	131	463	66	119	28	2	12	62	4	29
Harper, Greg	.000	9	16	0	0	0	0	0	0	0	0
Lopez, Javy	.265	116	422	48	112	17	3	11	55	0	11
Marze, Dickey	.204	86	221	32	45	6	2	4	22	10	5
#McCoy, Brent	.304	125	461	80	140	23	1	5	71	17	12
Morrison, Brian	.241	69	241	29	58	14	1	14	50	0	8
#Olmeda, Jose	.259	27	112	6	29	3	0	0	7	1	7
Reis, Paul	.227	111	379	67	86	8	4	1	40	11	22
*Simmons, Randy	.230	106	361	49	83	21	1	8	42	9	4
Swail, Steve	.147	33	75	9	11	2	0	0	3	0	4
Zeller, William	.667	5	3	0	2	2	0	0	1	0	0

Player	W-L	ERA	G	GS	CG	SHO	SV	IP	H	R	ER	HR	BB	SO
*Borbon, Pedro	11-3	1.47	14	14	6	2	0	97.2	75	25	16	3	23	76
Bruck, Tom	9-6	4.15	19	18	1	0	0	104.0	89	65	48	9	66	81
*Byerly, Rod	0-1	1.93	14	0	0	0	0	9.1	5	3	2	0	3	8
Calderone, Jeff	4-7	3.38	46	0	0	0	3	82.2	74	42	31	4	38	76
*DeLeon, Roberto	3-1	2.48	26	0	0	0	1	29.0	31	9	8	0	11	16
Grove, Scott	5-6	3.40	20	18	2	1	1	108.2	111	53	41	3	29	68
*Kelly, Kevin	3-1	4.65	34	7	0	0	1	79.1	85	60	41	5	55	74
*Murray, Matt	11-7	3.26	26	26	6	3	0	163.0	139	72	59	9	60	134
Nied, Dave	5-3	2.25	10	9	1	1	0	64.0	55	21	16	2	10	66
Reis, Dave	5-7	3.38	44	0	0	0	17	66.2	62	33	25	0	34	43
Ritter, Darren	6-10	3.78	25	25	6	2	0	157.1	171	80	66	10	53	108
Roy, Walt	7-0	2.60	34	0	0	0	4	69.1	74	26	20	4	11	62
Slomkowski, Rick	1-0	4.76	5	0	0	0	0	11.1	9	7	6	1	8	7
Valle, Tony	2-2	4.06	12	7	0	0	0	44.1	44	24	20	6	22	42
Vazquez, Marcos	6-5	3.80	15	13	5	0	0	87.2	89	50	37	2	20	41

Minor League Information



SUMTER BRAVES

W-L RECORD: 73-69

*—Left Handed

#—Switch-hitter

Player	AVG	G	AB	R	H	2B	3B	HR	RBI	SB	E
Anderson, Tony	.000	7	20	0	0	0	0	0	0	0	0
*Burton, Chris	.167	6	18	3	3	1	0	0	0	1	0
Castilla, Vinicio	.268	93	339	47	91	15	2	9	53	2	23
*Givanola, Ed	.244	35	119	20	29	4	0	0	8	8	3
Hall, Lamar	.000	1	1	0	0	0	0	0	0	0	0
Heath, Lee	.207	126	455	59	94	9	5	2	25	35	10
*Houston, Tyler	.210	117	442	58	93	14	3	13	56	6	18
Kelly, Pat	.222	121	437	57	97	12	2	1	44	22	24
*Klesko, Ryan	.368	63	231	41	85	15	1	10	38	13	14
Kupsey, John	.216	68	213	22	46	9	0	4	20	2	20
Lopez, Fred	.224	53	152	19	34	7	0	1	13	0	5
Martin, Gene	.229	79	271	45	62	13	6	2	19	7	2
Mendez, Miguel	.111	3	9	2	1	0	0	0	1	1	0
#Nieves, Melvin	.283	126	459	60	130	24	7	9	59	10	11
Noreen, Keith	.213	16	47	5	10	4	0	0	6	2	3
#Olmeda, Jose	.253	103	367	60	93	14	6	7	40	17	17
Perez, Ed	.179	41	123	11	22	7	1	3	17	0	3
Roa, Hector	.217	24	92	5	20	4	1	0	7	1	13
*Robles, Josman	.246	71	236	31	58	12	2	5	35	3	11
Santoya, Cristobal	.212	20	66	5	14	1	0	0	4	1	11
*Sims, Dan	.185	58	151	15	28	8	1	0	11	6	1
*Tarasco, Tony	.265	107	355	42	94	13	3	3	37	9	9

Player	W-L	ERA	G	GS	CG	SHO	SV	IP	H	R	ER	HR	BB	SO
Brown, Tab	5-7	3.49	23	22	3	0	0	136.2	149	71	53	9	43	69
Burlingame, Dennis	1-3	2.27	12	12	0	0	0	35.2	36	14	9	2	6	20
Crowin, Jeff	2-1	2.27	6	6	1	1	0	39.2	36	13	10	3	12	14
Cummings, Brian	1-0	4.00	7	0	0	0	1	9.0	10	4	4	1	4	6
Gabriele, Mike	0-0	8.16	11	0	0	0	0	14.1	24	18	13	0	11	8
Gasser, Steve	0-3	8.50	6	5	0	0	0	18.0	9	18	17	0	34	16
Maeberle, Kevin	8-10	2.88	23	21	2	0	0	131.1	119	57	42	6	48	73
*Hailey, Roger	10-1	1.94	17	17	4	2	0	120.1	66	31	26	3	46	126
Jewett, Earl	6-5	2.40	27	12	2	1	3	108.2	89	43	29	5	39	72
*Karasinski, Dave	1-3	2.05	23	0	0	0	0	26.1	27	9	6	0	12	21
Lemon, Don	1-2	6.33	4	4	0	0	0	21.1	29	20	15	2	5	3
Mathews, Eddie	1-0	0.00	4	0	0	0	0	5.0	0	0	0	0	1	4
Newman, Tom	0-0	1.64	8	0	0	0	0	11.0	9	2	2	0	4	11
Schafer, Bill	4-6	3.09	39	1	0	0	1	87.1	59	36	30	8	39	69
Shifflett, Matt	0-2	8.10	15	1	0	0	0	26.2	29	26	24	4	16	21
Scottile, Shaun	8-7	2.49	40	4	0	0	4	101.1	94	36	28	6	23	71
Steinmetz, Earl	11-8	3.42	25	24	2	1	0	144.2	148	67	55	11	34	105
Stange, Don	4-1	0.66	46	0	0	0	24	54.1	34	6	4	0	12	53
*Thomas, Ron	4-4	3.97	16	11	1	0	0	68.0	79	37	30	5	22	29
Weems, Danny	1-2	2.41	10	0	0	0	0	18.2	10	8	5	0	12	14
Wohlers, Mark	5-4	1.88	37	2	0	0	16	52.2	27	13	11	1	20	85

Minor League Information



PULASKI BRAVES

W-L RECORD: 37-35

*—Left Handed

#—Switch-hitter

Player	AVG	G	AB	R	H	2B	3B	HR	RBI	SB	E
Crump, Jamie	.175	43	137	16	24	8	9	3	15	2	3
*Dando, Pat	.360	69	253	46	91	19	2	10	38	9	15
Fults, Nathan	.263	14	38	3	10	4	0	0	8	2	1
Gonzalez, Wallace	.263	47	156	17	41	10	3	3	24	0	7
Graffagnino, Tony	.206	42	131	23	27	5	1	0	11	6	24
Hughes, Troy	.269	46	145	22	39	7	1	1	17	5	3
Jimenez, Vincent	.245	29	98	11	24	4	2	1	5	1	5
Johnson, Anthony	.231	42	121	20	28	4	1	2	13	5	5
*Kowitz, Brian	.324	43	182	40	59	13	1	8	19	12	6
Mathis, Monte	.333	12	30	6	10	2	0	0	0	0	0
#Mongero, Trent	.222	44	144	17	32	2	2	1	9	4	16
Pullins, Jimmie	.179	11	28	2	5	0	0	0	3	1	0
#Roa, Hector	.348	21	92	23	32	3	2	3	14	6	8
*Rodriguez, Armando	.277	46	137	21	38	7	2	2	19	5	1
Rudison, Karl	.218	47	133	20	29	4	3	0	12	6	12
Toth, Dave	.268	26	82	9	22	0	0	0	10	2	2
#Virgilio, George	.259	58	220	35	57	9	2	3	21	7	12
*Walker, John	.212	39	132	12	28	3	0	4	11	5	1
*Williams, Juan	.273	58	198	18	54	6	1	0	22	9	2

Player	W-L	ERA	G	GS	CG	SHO	SV	IP	H	R	ER	HR	BB	SO
*Bark, Brian	2-2	2.66	5	5	0	0	0	23.2	17	19	7	3	13	33
Bryan, Rusty	0-2	1.83	9	1	0	0	0	19.2	18	10	4	1	12	19
Chiles, Barry	4-2	3.99	17	6	1	0	3	56.1	46	36	25	8	26	44
Crump, Jamie	0-0	27.00	1	0	0	0	0	1.0	6	4	3	0	0	0
Dunlap, Travis	1-3	3.83	17	4	0	0	2	51.2	34	26	22	2	30	60
*Ford, Stewart	0-1	6.20	15	0	0	0	0	20.1	18	17	14	1	16	11
Grebe, Brett	2-2	3.77	5	5	0	0	0	28.2	27	16	12	1	13	24
Mack, Ray	1-2	2.05	17	0	0	0	4	22.0	11	7	5	0	12	34
Morrison, Keith	6-6	4.10	13	13	2	0	0	79.0	77	46	36	4	37	79
*Owens, Larry	1-1	7.82	4	2	0	0	0	12.2	18	13	11	0	7	9
Place, Mike	4-3	2.61	22	1	0	0	3	48.1	42	20	14	2	17	38
Roa, Joe	4-2	2.97	14	11	3	1	0	75.2	55	29	25	3	26	49
Shepherd, Mike	2-5	4.02	18	1	0	0	1	40.1	42	20	18	4	20	35
*Werland, Henry	5-2	2.94	14	10	0	0	0	64.1	47	27	21	0	26	98
Williams, David	5-2	3.97	14	13	1	0	0	88.1	93	44	39	5	22	71

Minor League Information



IDAHO FALLS BRAVES

W-L RECORD: 39-31

*—Left Handed

#—Switch-hitter

Player	AVG	G	AB	R	H	2B	3B	HR	RBI	SB	E
*Brittain, Grant	.274	67	226	48	62	14	3	5	48	6	15
*Burton, Chris	.305	66	256	47	78	13	2	2	29	34	4
Chumbley, Steven	.000	10	9	3	0	0	0	0	0	0	0
*Columbano, Jeff	.406	17	32	6	13	2	0	0	3	0	1
*Dipino, Paul	.222	4	9	0	2	0	0	0	0	0	0
Drabinski, Marek	.265	52	151	19	40	6	0	0	14	0	9
Fister, Corby	.208	38	106	19	22	6	0	1	13	2	4
Fults, Nathan	.065	13	31	2	2	0	0	0	1	0	0
*Giovanola, Ed	.388	25	98	25	38	6	0	0	13	6	2
*Gress, Loren	.330	53	197	26	65	10	2	4	33	1	3
*Kracher, Rick	.304	68	247	34	75	15	4	6	45	8	6
Lucky, Keith	.240	13	25	4	6	2	0	2	6	0	0
Markulike, Joe	.132	23	38	6	5	0	0	0	0	2	3
McMillan, Stuart	.274	66	241	40	66	10	5	7	51	22	6
*O'Connor, Kevin	.234	12	47	6	11	2	0	1	4	4	0
Orr, Geoff	.289	67	242	44	70	13	1	7	39	10	17
Owen, Tommy	.091	6	11	1	1	0	0	0	0	0	2
Pullins, Jamie Lee	.301	37	93	12	28	3	2	1	13	2	3
Surane, John	.288	61	212	33	61	8	2	2	21	5	12
Sweeney, Michael	.147	26	68	9	10	2	0	0	2	1	1
Wood, John	.182	32	55	11	10	3	0	0	0	2	3
Zeller, William	.000	3	5	0	0	0	0	0	0	0	0

Player	W-L	ERA	G	GS	CG	SHO	SV	IP	H	R	ER	HR	BB	SO
Bates, Bill	2-4	5.44	21	7	0	0	1	49.2	52	36	30	3	20	62
Bourgeois, Jerry	0-0	9.39	4	0	0	0	0	7.2	10	9	8	1	10	7
Carter, Eric	2-1	7.94	18	0	0	0	0	22.2	27	22	20	3	21	15
*Creamer, Gerry	0-0	18.00	1	0	0	0	0	1.0	1	2	2	0	4	2
*Dare, Brian	3-6	4.05	15	13	1	0	0	80.0	85	49	36	5	24	36
Dease, Don'l	4-2	2.91	13	13	0	0	0	58.2	58	25	19	1	29	55
Gabriele, Michael	1-1	7.84	4	1	0	0	0	10.1	16	12	9	1	6	8
*Halliday, Allen	1-0	7.43	15	1	0	0	0	13.1	22	13	11	3	12	10
Hodges, Steven	4-3	3.56	25	0	0	0	2	43.0	35	20	17	2	23	45
*Hoog, Michael	3-1	3.86	29	0	0	0	5	42.0	47	19	18	1	21	38
Koolman, Bill	1-1	6.35	15	0	0	0	0	22.2	28	18	16	2	14	21
Langston, Keith	0-1	3.09	5	1	0	0	0	11.2	10	6	4	0	4	5
Lemon, Don	6-2	4.46	11	11	2	1	0	70.2	78	38	35	3	17	36
Mack, Raymond	0-0	2.25	2	0	0	0	0	4.0	7	1	1	0	2	4
Newman, Tom	1-3	4.25	7	7	0	0	0	29.2	34	21	14	0	14	16
Rizzo, Thomas	1-1	6.49	14	2	0	0	0	26.1	36	23	19	0	18	16
Rohrwild, Shawn	1-0	2.65	24	0	0	0	10	37.1	26	12	11	1	23	43
Ryder, Scott	9-5	4.29	14	14	1	0	0	77.2	81	50	37	2	39	59

Minor League Information



ROOKIE LEAGUE BRAVES

W-L RECORD: 33-29


*—Left Handed

#—Switch-hitter

Player	AVG	G	AB	R	H	2B	3B	HR	RBI	SB	E
Anderson, Tony	.273	24	77	7	28	1	0	2	13	1	4
Anthony, Alexander	.065	17	31	3	2	0	0	1	3	0	0
Arendt, James	.000	3	4	0	0	0	0	0	0	0	0
Ayrault, Joe	.276	30	87	8	24	2	2	0	12	1	3
Chambers, Mark	.258	30	66	15	17	0	0	0	2	11	3
Correa, Miguel	.239	33	109	19	26	6	0	0	10	10	3
Ellis, Jason	.286	4	7	0	2	0	0	0	1	0	0
Garcia, Adrian	.234	17	47	2	11	3	0	0	5	3	3
Garr, Ralph, Jr.	.265	21	34	7	9	0	0	0	1	0	1
Hurford, Jeff	.179	21	56	6	10	0	0	0	3	3	0
Jester, Brian	.277	43	119	23	33	7	1	2	16	2	8
#Jones, Chipper	.229	44	140	20	32	1	1	1	18	5	18
#Lemke, Mark	.364	4	11	2	4	0	0	1	5	0	1
Marks, Lance	.230	42	152	19	35	6	0	1	19	3	11
Mathis, Cory	.212	19	33	5	7	2	0	0	1	0	0
Mendez, Miguel	.180	15	50	6	9	1	0	0	0	1	6
Moore, Doyle	.182	7	11	0	2	0	0	0	1	0	0
Owens, Tommy	.217	10	23	1	5	1	0	0	2	0	3
Paulino, Dario	.216	31	97	13	21	3	1	1	11	4	14
Rivera, Melvin	.220	24	50	8	11	1	0	0	7	3	3
Roa, Hector	.209	13	43	7	9	1	0	1	2	4	3
*Robinson, Don	.195	41	118	13	23	3	2	0	15	5	4
Robinson, Raul	.385	42	135	24	52	6	1	4	22	11	2
*Ross, Sean	.385	6	26	6	10	1	3	1	3	0	0
Santoya, Cristobal	.410	31	122	21	50	7	1	0	12	10	12
*Sly, Kian	.185	17	27	3	5	2	0	0	3	0	0
*Trevino, Gerald	.180	23	61	7	11	2	0	0	5	1	3
#Waldenberg, David	.188	35	112	10	21	4	1	0	8	5	15
*Walling, Kevin	.187	38	107	9	20	1	1	2	13	1	5

Player	W-L	ERA	G	GS	CG	SHO	SV	IP	H	R	ER	HR	BB	SO
Archer, Carl	2-2	2.51	14	3	0	0	1	28.2	24	13	8	2	15	32
Bridges, Brad	1-1	4.08	11	0	0	0	0	17.2	23	16	8	0	10	12
*Bryan, Rusty	0-0	3.60	6	3	0	0	0	20.2	17	12	8	0	10	14
*Creamer, Gerald	1-1	3.86	6	1	0	0	0	14.0	14	11	6	1	6	12
Cronin, Jeff	4-0	2.13	7	5	1	1	0	38.0	25	14	9	1	6	28
Garcia, Franklin	0-2	4.24	7	2	0	0	0	17.0	17	8	8	1	4	6
*Honeycutt, Ron	3-4	2.25	13	10	0	0	0	52.0	33	23	13	0	43	42
Kempfer, Jason	4-0	3.27	16	3	0	0	0	41.1	34	19	15	0	18	28
Koller, Jerry	4-3	2.12	13	8	1	1	0	51.0	45	24	12	0	13	45
Ledwick, Shannon	1-1	1.72	22	0	0	0	8	31.1	27	14	6	0	4	19
Lemon, Don	1-0	2.25	2	2	1	0	0	12.0	14	5	3	1	1	13
Petit, Ricardo	0-0	6.48	6	0	0	0	0	8.1	6	9	6	0	12	6
*Potts, Michael	5-2	3.46	23	1	0	0	4	39.0	29	23	15	2	25	39
Rutter, Samuel	3-4	3.59	16	6	1	0	0	57.2	54	29	23	4	17	48
*Smith, Mike	0-0	3.38	7	0	0	0	0	13.1	8	5	5	1	6	12
Spires, Stuart	1-4	3.76	8	5	0	0	1	26.1	36	26	11	1	9	11
Vasquez, Julio	3-5	4.19	13	13	3	0	0	66.2	64	36	31	3	31	47

BRAVES HISTORY



All-Time Franchise Records



Records for Boston, Milwaukee and Atlanta franchises in the National League, 1876 to present — Boston Red Stockings, Reds or Red Caps, 1876-90; Boston Beaneaters, 1891-1906; Boston Doves, 1907-10; Boston Rustlers, 1911; Boston Braves, 1912-1935; Boston Bees, 1936-40; Boston Braves, 1941-52; Milwaukee Braves, 1953-65; Atlanta Braves, 1966 to present.

*Indicates Major League record.

**Indicates National League record.

#Indicates National League record since 1900.

CLUB BATTING

SEASON

Most at-bats	5,631 in 1973
Most runs	1,221 in 1894*
Most runs since 1900.....	803 in 1964
Most hits	1,567 in 1925
Most total bases	2,411 in 1957
Most doubles	272 in 1964
Most triples	100 in 1921
Most home runs	207 in 1966
Most home runs, home.....	118 in 1966; 1973
Most home runs, road.....	124 in 1957**
Most grand slams	8 in 1962
Most home runs, pinch-hitters	8 in 1977
Most home runs, home, both teams	211 in 1970
Most consecutive games, one or more home runs	22 in 1956
Most extra base hits	482 in 1957
Most runs batted in	1,027 in 1894
Most runs batted in since 1920	758 in 1973
Most times grounded into double plays	154 in 1985
Most times hit by pitch	45 in 1917
Most bases on balls.....	684 in 1949
Most strikeouts	1,010 in 1990
Most stolen bases.....	373 in 1887
Highest batting average292 in 1925
Most .300 hitters	8 in 1931
Highest slugging percentage442 in 1957

GAME

Most runs	23, Sept. 2, 1957 vs. Chi.
Most runs, both clubs.....	33, Sept. 2, 1957 vs. Chi.
Most hits	26, Sept. 2, 1957 vs. Chi.
Most total bases.....	47, Aug. 30, 1953 vs. Pitt.
Most doubles	10, Aug. 25, 1936 vs. St L.
Most home runs	8, Aug. 30, 1953 vs. Pitt.
Most home runs, both clubs	10, April 2, 1970 vs. Cin., (3-7)
Most grand slams.....	2, July 3, 1966 vs. S.F.;
	May 2, 1987 vs. Hou.
Most extra base hits	13, July 31, 1954 vs. Bkn. (6 2Bs, 7HRs)

All-Time Franchise Records



Club Batting (Continued)

INNING

Most runs	13, June 25, 1910 vs. Bkn., 1st; Sept. 20, 1972 vs. Hou., 2nd
Most runs, both clubs	17, June 20, 1912 vs. N.Y., 9th (10-7)
Most hits	12, Sept. 20, 1972 vs. Hou., 2nd
Most hits, both clubs	17, June 20, 1912 vs. N.Y., 9th
Most extra base hits	7, Aug. 25, 1936 vs. St. L., (1G), 1st, (7 2Bs)
Most home runs	4, June 8, 1961 vs. Cin., 7th; June 21, 1971 vs. Mtl., 8th
Most home runs in succession	4, June 8, 1961 vs. Cin., 7th (Mathews, Aaron, Adcock, Thomas)

CLUB PITCHING

SEASON

Most complete games	72 in 1953; 1958
Most shutouts	21 in 1974
Most consec. shutouts	3, July 24-26, 1959 (Pizarro, Burdette, Spahn) Sept 4-6, 1963 (Spahn, Sadowski, Shaw)
Most consec. scoreless inngs... ..	30, 1st in., July 24 - 4th in., July 27, 1959; 1st in., Sept. 4 - 4th in., Sept. 7, 1963
Most no-hit games	2 in 1960*
Most strikeouts	966 in 1965; 1989
Most wild pitches	83 in 1966
Fewest balks	0 in 1948 ; 1957*
Lowest earned run average	2.92 in 1968

GAME

Most runs allowed	26, July 4, 1911 vs. Cin.
Most wild pitches	6, May 4, 1963 vs. Chi.; Aug. 4, 1979 vs. Hou.
Most balks	6, May 4, 1963 vs. Chi.

INNING

Most pitchers used	5, July 22, 1967 vs. St. L., 9th (Johnson, Hernandez, Raymond, Kelley, Upshaw)*
Most wild pitches	4, Aug. 4, 1979 vs. Hou., Niekro

CLUB FIELDING

SEASON

Highest percentage982 in 1961, 1987
Lowest percentage970 in 1979
Most chances	6441 in 1986
Most putouts	4424 in 1971
Most assists	2225 in 1908
Most errors	353 in 1904
Fewest errors	111 in 1961
Most consecutive errorless games	8 in 1972

All-Time Franchise Records



Club Fielding (Continued)

Most passed balls	42 in 1905, 1967**
Most double plays	186 in 1982
Most consecutive games making double plays	15 in 1982 (20 DPs)

GAME

Most errors	11, June 11, 1906 vs. StL.#
Most double plays	7, June 27, 1982 vs. Cin. (14 innings); 6, August 5, 1971 vs. N.Y.; May 13, 1973 vs. S.D.

CLUB RECORDS

SEASON

Most games	163 in 1963; 1968; 1974
Fewest games	124 in 1918
Most extra-inning games	27 in 1943**
Most shutouts won	21 in 1916; 1974
Most shutouts lost	28 in 1906
Most victories	95 in 1957 (95-59)
Most victories, home	51 in 1960
Most victories road	50 in 1957
Most defeats	115 in 1935 (38-115)
Most defeats, home	55 in 1923
Most defeats, road	65 in 1935#
Highest percentage617 in 1957 (95-59)
Lowest percentage248 in 1935 (38-115)**
Most consecutive victories	13, Apr. 6-21, 1982 (First 13 games of season)*
Most consecutive defeats	19 in 1906
Most consecutive victories, home	10 in 1961, 1966, 1983
Most consecutive victories, road	11 in 1956
Most consecutive defeats, home	14 in 1911**
Most consecutive defeats, road	16 in 1906
Most victories over one club	18, Cincinnati, 1957
Most losses to one club	21, Chicago, 1909
Most players used	48 in 1956

GAME

Shortest game by time	1:15, Aug. 10, 1944 vs. Cin.
Longest game by time, 9 inngs.	4:15, Sept. 18, 1983 vs. S.D. in Atlanta
Longest game by innings	26, May 1, 1920 vs. Bkn. (1-1 tie)*
Most players used	25, Sept. 26, 1964 vs. Pha.**
Most pitchers used	8, Sept 26, 1964 vs. Pha. **
Most stolen bases	8, Aug. 28, 1909 vs. Cin.; July 16, 1988 vs. N.Y.
Most left on base	27, May 4, 1973 at Pha. (20 inngs.)**; 18, June 23, 1986 at L.A. **
Largest winning margin	19 runs, Aug. 18, 1915 vs. St. L. (20-1)
Largest losing margin	23 runs, June 4, 1911 vs. Cin. (3-26)
Most consecutive Opening Day wins	10, 1887-1896*



INDIVIDUAL BATTING

CAREER

Most games	3,076, Hank Aaron
Most consec. games	740, Dale Murphy (Sept. 26, 1981-July 9, 1986)
Most at-bats	11,628 Hank Aaron
Most runs	2,107, Hank Aaron
Most hits	3,600, Hank Aaron
Most total bases	6,591, Hank Aaron**
Most doubles	600, Hank Aaron
Most triples	103, Walter Maranville
Most home runs	733, Hank Aaron*
Most grand slams	16, Hank Aaron**
Most pinch-hit home runs	7, Joe Adcock
Most home runs by pitcher	35, Warren Spahn
Most extra base hits	1,429, Hank Aaron*
Most runs batted in	2,202, Hank Aaron**
Most bases on balls	1,376, Eddie Mathews
Most strikeouts	1,581, Dale Murphy
Most stolen bases	240, Hank Aaron
Highest batting average338, William Hamilton
Highest batting average since 1900317, Ralph Garr, Rico Carty
Highest slugging percentage567, Hank Aaron

SEASON

Most games	162, Felix Millan, 1969; Dale Murphy, 1982, 1983, 1984, 1985
Most at-bats	668, Ralph Garr, 1973
Most runs	160, Hugh Duffy, 1894
Most runs since 1900	131, Dale Murphy, 1983
Most hits	224, Tommy Holmes, 1945
Most consec. hits	10, John Hassett, June 9, 10, and 14, 1940
Most total bases	400, Hank Aaron, 1959
Most singles	180, Ralph Garr, 1971
Most doubles	47, Tommy Holmes, 1945
Most triples	18, Ray Powell, 1921
Most home runs	47, Eddie Mathews, 1953; Hank Aaron, 1971
Most home runs, lefthander	47, Eddie Mathews, 1953
Most home runs, righthander	47, Hank Aaron, 1971
Most home runs, home	31, Hank Aaron, 1971
Most home runs, road	30, Eddie Mathews, 1953**
Most home runs, two consec. games	5, Joe Adcock, July 30-31, 1954*
Most home runs, one month	15, Joe Adcock, July, 1956
Most home runs vs. one club	13, Joe Adcock, 1956 vs. Bkn.**
Most home runs, rookie	38, Wally Berger, 1930
Most home runs, pitcher	6, Jim Tobin, 1942
Most grand slams	4, Sid Gordon, 1950
Most extra base hits	92, Hank Aaron, 1959
Most runs batted in	145, Hugh Duffy, 1894
Most runs batted in since 1900	135, Eddie Mathews, 1953
Most consecutive RBI games	8, Eddie Mathews, 1954; Hank Aaron, 1955, 1957; Mike Lum, 1978; Bob Horner, 1979, 1980

All-Time Franchise Records



Individual Batting (Continued)

Most bases on balls	131, Bob Elliot, 1948
Most consec. games, bases on balls	15, Darrell Evans, Apr. 9-27, 1976
Most strikeouts	145, Dale Murphy, 1978
Most stolen bases	57, Ralph Myers, 1913
Most caught stealing	22, Brett Butler, 1983
Most times grounded into double plays	28, Sid Gordon, 1951
Highest batting average438, Hugh Duffy, 1894*
Highest batting average, since 1900387, Rogers Hornsby, 1928
Highest slugging percentage690, Hugh Duffy, 1894
Highest slugging percentage, since 1900669, Hank Aaron, 1971

GAME

Most hits	6, Felix Millan, July 6, 1970 vs. S.F.
Most total bases	18, Joe Adcock, July 13, 1954 vs. Bkn.
Most doubles	4, held by many*
Most triples	3, held by many#
Most home runs	4, Joe Adcock, July 31, 1954 vs. Bkn.*; Bob Horner, July 6, 1986 vs. Mtl.; Robert Lowe, May 30, 1894
Most grand slams	2, Tony Cloninger, July 3, 1966 vs. S.F.*
Most home runs, pitcher	3, Jim Tobin, May 13, 1942 vs. Chi.
Most extra base hits	5, Joe Adcock, July 31, 1954 vs. Bkn. (4HRs, 1 2B)
Most runs batted in	9, Tony Cloninger, July 3, 1966 vs. S.F.
Most bases on balls	5, Dale Murphy, April 22, 1983, vs. N.Y.;; Murphy, May 23, 1987 vs. Chi.
Most int. bases on balls	3, Dennis Menke, May 23, 1964 vs. N.Y.;; Rowland Office, April 20, 1975 vs. S.D.

INNING

Most doubles	2, held by many*
Most triples	2, John Freeman, July 25, 1900 vs. Stl., 1st*
Most home runs	2, Robert Lowe, May 30, 1894, 3rd; Dale Murphy, July 27, 1989 vs. S.F., 6th
Most RBI's	6, Dale Murphy, July 27, 1989, vs. S.F., 6th

INDIVIDUAL FIELDING

SEASON

Highest fielding percentage, catcher996, Del Crandall, 1956; Joe Torre, 1968
Highest fielding percentage, 1B997, Walter Holke, 1921; Joe Adcock, 1962 Chris Chambliss, 1981 1.000, Bob Horner, 1985 (87 games)
Highest fielding percentage, 2B991 Glenn Hubbard, 1981
Highest fielding percentage, 3B981, Clete Boyer, 1968
Highest fielding percentage, SS983, Eddie Miller, 1942
Highest fielding percentage, LF996, Sid Gordon, 1952
Highest fielding percentage, CF996, Johnny Cooney, 1941; Dion James, 1987
Highest fielding percentage, RF	1.000, Willard Marshall, 1951

All-Time Franchise Records



Individual Fielding (Continued)

GAME

Most errors 5, David Brain, 3B, June 11, 1906 vs. St. L.#

INNING

Most errors 4, Bobby Lowe, 2B, May 7, 1900 vs. N.Y.

INDIVIDUAL PITCHING

CAREER

Most seasons 20, Warren Spahn**
Most games 714, Warren Spahn
Most games started 635, Warren Spahn
Most complete games 374, Warren Spahn
Most shutouts 63, Warren Spahn**
Most victories 356, Warren Spahn
Most victories, lefthander 356, Warren Spahn
Most victories, righthander 268, Phil Niekro
Most innings pitched 5,048, Warren Spahn
Most strikeouts 2,912, Phil Niekro
Most wild pitches, lifetime 199, Phil Niekro
Most seasons, leading league, runs allowed 3, Phil Niekro
Most consec. seasons, leading league, runs allowed 3, Phil Niekro
Most saves 131, Gene Garber

SEASON

Most games 77, Rick Camp, 1980
Most games started 72, John Clarkson, 1889
Most games started since 1900 46, Victor Willis, 1902
Most complete games 68, John Clarkson, 1889
Most complete games since 1900 45, Victor Willis, 1902
Most games finished 68, John Clarkson, 1889
Most games finished since 1900 56, Gene Garber, 1982
Most shutouts won 12, Tommy Bond, 1879
Most shutouts won since 1900 7, Charles Pittinger, 1902;
Irv Young, 1905;
Warren Spahn, 1947, 1951, 1963
Most shutouts won from one club 4, Vic Willis, 1901, Chi.
Most shutouts lost 9, Irv Young, 1906
Most victories 49, John Clarkson, 1889
Most victories won since 1900 27, Vic Willis, 1902;
Charles Pittinger, 1902;
Dick Rudolph, 1914
Most consec. victories 12, Dick Rudolph, 1914
Most victories, righthander 49, John Clarkson, 1889
Most victories, lefthander 23, Warren Spahn, 1953, 1963
Most defeats 29, Tommy Bond, 1880;
Vic Willis, 1905
Most defeats, relief pitcher 16, Gene Garber, 1979*
Most consec. defeats 18, Clifton Curtis, 1910**

All-Time Franchise Records



Individual Pitching (Continued)

Most innings pitched	620, John Clarkson, 1889
Most innings pitched since 1900	411, Vic Willis, 1902
Fewest earned runs allowed (min., 180 I.P.)	43, Phil Niekro, 1967
Lowest earned run average	1.87, Phil Niekro, 1967
Most home runs allowed	41, Phil Niekro, 1979
Most home runs allowed, one club	13, Warren Spahn, 1958, Chi.
Most grand slams allowed	3, Don Nottebart, 1961**
Most bases on balls allowed	164, Phil Niekro, 1977
Most hit batsmen	16, Frank Pfeffer, 1906
Most strikeouts	262, Phil Niekro, 1977
Most wild pitches	27, Tony Cloninger, 1966
Most balks	8, Bob Shaw, 1963
Most saves	30, Gene Garber, 1982

GAME

Most innings pitched	26, Joe Oeschger, May 1, 1920 vs. Bkn.*
Most consec. scoreless inn.	21, Joe Oeschger, May 1, 1920 vs. Bkn.*
Most strikeouts	15, Warren Spahn, Sept. 16, 1960 vs. Pha.
Most strikeouts, ex. inn. game	18, Warren Spahn, June 14, 1952, vs. Chi., 15 innings**
Most consec. strikeouts	8, Max Surkont, May 25, 1953 vs. Cin.
Most balks	5, Bob Shaw, May 4, 1963 vs. Chi.*
Most wild pitches	6, Phil Niekro, Aug. 4, 1979 vs. Hou.

INNING

Most balks	3, Bob Shaw, May 4, 1963 vs. Chi., 3rd*
Most hit batsman	3, Ray Boggs, Sept. 17, 1928 vs. Chi., 9th*
Most wild pitches	4, Phil Niekro, Aug. 4, 1979, vs. Hou., 5th*



ATLANTA BRAVES EXTRA-INNING GAMES

- 20 innings- Philadelphia 5, Atlanta 4, May 4, 1973 at Philadelphia
- 19 innings- New York 16, Atlanta 13, July 4, 1985 at Atlanta
Atlanta 7, St. Louis 5, May 14, 1988 at St. Louis
- 18 innings- Atlanta 3, Los Angeles 2, Sept. 6, 1984 at Los Angeles
San Francisco 5, Atlanta 4, June 11, 1985 at Atlanta
- 17 innings- Los Angeles 2, Atlanta 1, May 2, 1968 at Los Angeles
Atlanta 2, New York 1, Aug. 5, 1971 at Atlanta
Atlanta 4, Houston 3, Sept. 28, 1988 at Atlanta
Cincinnati 3, Atlanta 2, July 28, 1989 at Atlanta
- 16 innings- Atlanta 6, Houston 5, Aug. 11, 1967 at Atlanta
Atlanta 3, New York 1, May 17, 1968 at New York
Chicago 7, Atlanta 6, May 23, 1987 at Chicago
San Diego 5, Atlanta 4, Aug. 8, 1988 at Atlanta
- 15 innings- Los Angeles 3, Atlanta 2, June 20, 1967 at Los Angeles
Cincinnati 7, Atlanta 6, May 17, 1970, 2nd game at Cin.
Atlanta 5, St. Louis 4, July 11, 1972 at St. Louis
Atlanta 8, San Diego 6, Aug. 2, 1975 at San Diego
Atlanta 5, Montreal 4, July 2, 1988 at Montreal
- 14 innings- Chicago 4, Atlanta 2, Aug. 29, 1966 at Atlanta
San Francisco 3, Atlanta 2, Aug. 26, 1967, 2nd game at SF
Pittsburgh 4, Atlanta 3, May 8, 1968 at Atlanta
Atlanta 4, St. Louis 1, Aug. 24, 1969 at St. Louis
Montreal 4, Atlanta 3, May 20, 1971 at Atlanta
Houston 3, Atlanta 2, Sept. 22, 1974 at Houston
New York 7, Atlanta 6, June 8, 1975 at New York
Atlanta 5, Montreal 4, July 13, 1975 at Atlanta
Chicago 7, Atlanta 5, Sept. 1, 1976 at Atlanta
Philadelphia 3, Atlanta 2, Aug. 29, 1977 at Philadelphia
Cincinnati 10, Atlanta 8, Oct. 1, 1978 at Cincinnati
Atlanta 2, Cincinnati 0, June 27, 1982 at Cincinnati
Pittsburgh 4, Atlanta 1, May 24, 1989 at Atlanta
Houston 7, Atlanta 6, Sept. 20, 1989 at Atlanta

Franchise Yearly Records



BRAVES YEARLY RECORD IN THE NATIONAL LEAGUE

BOSTON

Year	Pos.	Won	Lost	Pct.	GB	HR	Bat. Avg.	Pit. ERA	Fld. Avg.	Manager	Atten.
1876	4	39	31	.557	15	9	.266	2.51	.860	Harry Wright	
1877	1	42	18	.700	—	4	.296	2.15	.888	Harry Wright	
1878	1	41	18	.683	—	2	.241	2.32	.914	Harry Wright	
1879	2	54	30	.643	5	30	.274	2.19	.913	Harry Wright	
1880	6	40	44	.476	27	20	.253	3.08	.901	Harry Wright	
1881	6	38	45	.458	17.5	5	.251	2.71	.908	Harry Wright	
1882	3	45	39	.536	10	15	.264	2.80	.910	John Morrill	
1883	1	63	35	.643	—	34	.276	2.55	.900	Jack Burdock 31-26 John Morrill 32-9	
1884	2	73	38	.658	10.5	36	.254	2.47	.921	John Morrill	
1885	5	46	66	.411	41	22	.232	3.03	.901	John Morrill	
1886	5	56	61	.479	30.5	24	.260	3.24	.906	John Morrill	
1887	5	61	60	.504	16.5	54	.277	4.41	.905	John Morrill	
1888	4	70	64	.522	15.5	56	.245	2.41	.916	John Morrill	
1889	2	83	45	.648	1	43	.270	3.36	.926	Jim Hart	
1890	5	76	57	.571	12	31	.258	2.93	.934	Frank Selee	
1891	1	87	51	.630	—	51	.255	2.76	.937	Frank Selee	
1892	1	102	48	.680	—	34	.250	2.86	.930	Frank Selee	
1893	1	86	43	.667	—	64	.290	4.43	.936	Frank Selee	
1894	3	83	49	.629	8	103	.331	5.41	9.25	Frank Selee	
1895	4	71	60	.542	16.5	54	.290	4.27	.934	Frank Selee	
1896	4	74	57	.565	17	36	.300	3.78	.933	Frank Selee	
1897	1	93	39	.705	—	45	.319	3.65	.950	Frank Selee	
1898	1	102	47	.685	—	53	.290	2.98	.949	Frank Selee	
1899	2	95	57	.625	8	41	.287	3.26	.951	Frank Selee	
1900	4	66	72	.478	17	50	.283	3.72	.952	Frank Selee	
1901	5	69	69	.500	20.5	28	.249	2.90	.951	Frank Selee	146,502
1902	3	73	64	.533	29	15	.249	2.61	.958	Al Buckenberger	116,960
1903	6	58	80	.420	32	26	.245	3.34	.937	Al Buckenberger	143,155
1904	7	55	98	.359	51	24	.237	3.43	.946	Al Buckenberger	140,694
1905	7	51	103	.331	54.5	17	.234	3.52	.950	Fred Tenney	150,003
1906	8	49	102	.325	66.5	16	.226	3.18	.947	Fred Tenney	143,280
1907	7	58	90	.392	47	22	.243	3.33	.960	Fred Tenney	203,221
1908	6	63	91	.409	36	17	.239	2.79	.961	Joe Kelly	253,750
1909	8	45	108	.295	65.5	15	.223	3.20	.946	Frank Bowerman 23-55 Harry Smith 22-53	195,188
1910	8	53	100	.346	50.5	31	.246	3.22	.954	Fred Lake	149,027
1911	8	44	107	.291	54	37	.267	5.08	.946	Fred Tenney	116,000
1912	8	52	101	.340	52	35	.271	4.17	.953	Johnny King	121,000
1913	5	69	82	.457	31.5	32	.256	2.09	.957	George Stallings	208,000
1914	1	94	59	.614	—	35	.251	2.74	.963	George Stallings	382,913
1915	2	83	69	.546	7	17	.240	2.57	.966	George Stallings	376,283
1916	3	89	63	.586	4	22	.233	2.19	.967	George Stallings	313,495
1917	6	72	81	.471	25.5	22	.246	2.77	.965	George Stallings	174,253
1918	7	53	71	.427	28.5	13	.244	2.91	.965	George Stallings	84,938
1919	6	57	82	.410	38.5	24	.253	3.17	.966	George Stallings	167,401
1920	7	62	90	.408	30	23	.260	3.54	.963	George Stallings	162,483
1921	4	79	74	.516	15	61	.290	3.90	.968	Fred Mitchell	318,627
1922	8	53	100	.346	39.5	32	.263	4.37	.965	Fred Mitchell	167,965
1923	7	54	100	.351	41.5	32	.273	4.44	.964	Fred Mitchell	227,802
1924	8	53	100	.346	40	25	.256	4.46	.973	Dave Bancroft	117,478
1925	5	70	83	.458	25	41	.292	4.39	.964	Dave Bancroft	313,528
1926	7	66	86	.434	22	16	.277	4.03	.966	Dave Bancroft	303,598
1927	7	60	94	.390	34	37	.279	4.22	.963	Dave Bancroft	288,685
1928	7	50	103	.327	44.5	52	.275	4.83	.968	Jack Slattery 11-20 Rogers Hornsby 39-83	227,001
1929	8	56	98	.364	43	32	.280	5.12	.966	Judge Emil Fuchs	372,351
1930	6	70	84	.455	22	66	.281	4.91	.970	Bill McKechnie	464,835

Franchise Yearly Records



BOSTON (Continued)

Year	Pos.	Won	Lost	Pct.	GB	HR	Bat. Avg.	Pit. ERA	Fld. Avg.	Manager	Atten.
1931	7	64	90	.416	37	34	.258	3.90	.972	Bill McKechnie	515,005
1932	5	77	77	.500	13	63	.265	3.53	.975	Bill McKechnie	507,606
1933	4	83	71	.539	9	54	.252	2.96	.977	Bill McKechnie	517,803
1934	4	78	73	.517	16	83	.272	4.11	.972	Bill McKechnie	303,205
1935	8	38	115	.248	61.5	75	.263	4.93	.966	Bill McKechnie	232,754
1936	6	71	83	.461	21	68	.265	3.94	.970	Bill McKechnie	340,585
1937	5	79	73	.520	16	63	.247	3.22	.974	Bill McKechnie	385,339
1938	5	77	75	.507	12	54	.250	3.40	.971	Casey Stengel	341,149
1939	7	63	88	.417	32.5	56	.264	3.71	.970	Casey Stengel	285,994
1940	7	65	87	.428	34.5	59	.256	4.36	.969	Casey Stengel	241,616
1941	7	62	92	.403	38	48	.251	3.95	.969	Casey Stengel	263,680
1942	7	59	89	.399	44	68	.240	3.76	.976	Casey Stengel	285,332
1943	6	68	85	.444	36.5	39	.233	3.25	.972	Casey Stengel	271,289
1944	6	65	89	.422	40	79	.246	3.67	.970	Bob Coleman	208,691
1945	6	67	85	.441	30	101	.267	4.04	.968	Bob Coleman	374,178
										42-49	
										Del Bissonette 25-36	
1946	4	81	72	.529	15.5	44	.264	3.37	.971	Billy Southworth	969,673
1947	3	86	68	.558	8	85	.275	3.62	.974	Billy Southworth	1,277,361
1948	1	91	62	.595	—	95	.275	3.38	.976	Billy Southworth	1,455,439
1949	4	75	79	.487	22	103	.248	3.99	.975	Billy Southworth	1,081,795
1950	4	83	71	.539	8	148	.263	4.14	.969	Billy Southworth	944,391
1951	4	76	78	.494	20.5	130	.262	3.75	.975	Billy Southworth	487,475
										28-31	
										Tommy Holmes 48-47	
1952	7	64	89	.418	32	110	.233	3.78	.974	Tommy Holmes	281,278
										13-22	
										Charlie Grimm 51-67	

MILWAUKEE

Year	Pos.	Won	Lost	Pct.	GB	HR	Bat. Avg.	Pit. ERA	Fld. Avg.	Manager	Atten.
1953	2	92	62	.597	13	156	.266	3.30	.976	Charlie Grimm	1,826,397
1954	3	89	65	.578	8	139	.265	3.19	.980	Charlie Grimm	2,131,388
1955	2	85	69	.552	13.5	182	.261	3.85	.975	Charlie Grimm	2,005,836
1956	2	92	62	.597	1	177	.259	3.11	.978	Charlie Grimm	2,046,331
										24-22	
										Fred Haney 68-40	
1957	1	95	59	.617	—	199	.269	3.47	.980	Fred Haney	2,215,404
1958	1	92	62	.597	—	167	.266	3.21	.980	Fred Haney	1,971,101
1959	2	86	70	.551	2	177	.265	3.51	.979	Chuck Dressen	1,749,112
1960	2	88	66	.571	7	170	.265	3.76	.976	Chuck Dressen	1,497,799
1961	4	83	71	.539	10	188	.258	3.89	.981	Chuck Dressen	1,101,441
										71-58	
										Birdie Tebbetts 12-13	
1962	5	86	76	.531	15.5	181	.252	3.68	.980	Birdie Tebbetts	766,921
1963	6	84	78	.519	15	139	.244	3.26	.979	Bobby Bragan	773,018
1964	5	88	74	.543	5	159	.272	4.12	.976	Bobby Bragan	910,911
1965	5	86	76	.531	11	196	.256	3.52	.977	Bobby Bragan	555,584

ATLANTA

Year	Pos.	Won	Lost	Pct.	GB	HR	Bat. Avg.	Pit. ERA	Fld. Avg.	Manager	Atten.
1966	5	85	77	.525	10	207	.263	3.68	.976	Bobby Bragan	1,539,801
										52-59	
										Billy Hitchcock 33-18	
1967	7	77	85	.475	24.5	158	.240	3.47	.978	Billy Hitchcock	1,389,222
										77-82	
										Ken Silvestri 0-3	
1968	5	81	81	.500	16	80	.252	2.92	.980	Luman Harris	1,126,540

Franchise Yearly Records



ATLANTA (Continued)

Year	Pos.	Won	Lost	Pct.	GB	HR	Bat. Avg.	Pit. ERA	Fld. Avg.	Manager	Atten.
1969	1W	93	69	.574	—	141	.258	3.53	.981	Luman Harris	1,458,320
1970	5	76	86	.469	26	160	.270	4.33	.977	Luman Harris	1,078,848
1971	3	82	80	.506	8	153	.257	3.75	.977	Luman Harris	1,006,320
1972	4	70	84	.455	25	144	.258	4.27	.974	Luman Harris	752,973
										47-57	
										Eddie Mathews 23-27	
1973	5	76	85	.472	22.5	206	.266	4.25	.974	Eddie Mathews	800,655
1974	3	88	74	.543	14	120	.249	3.05	.979	Eddie Mathews	981,085
										50-49	
										*Clyde King 38-25	
1975	5	67	94	.416	40.5	107	.244	3.91	.972	Clyde King	534,672
										58-76	
										Connie Ryan 9-18	
1976	6	70	92	.432	32	82	.245	3.86	.973	Dave Bristol	818,179
1977	6	61	101	.371	37	139	.254	4.85	.972	Dave Bristol	872,464
										61-100	
										Ted Turner 0-1	
1978	6	69	93	.426	26	123	.244	4.08	.975	Bobby Cox	904,494
1979	6	66	94	.413	23.5	126	.256	4.18	.970	Bobby Cox	769,465
1980	4	81	80	.503	11	144	.250	3.77	.975	Bobby Cox	1,048,411
1981	4	25	29	.462	9.5					(Split season, players strike)	
	5	25	27	.481	7.5	64	.243	3.45	.976	*Bobby Cox	535,418
1982	1W	89	73	.549	—	146	.256	3.82	.979	Joe Torre	1,801,985
1983	2	88	74	.543	3	130	.272	3.67	.978	Joe Torre	2,119,935
1984	2x	80	82	.494	12	111	.247	3.57	.978	Joe Torre	1,724,892
1985	5	66	96	.407	29	126	.246	4.19	.976	Eddie Haas	1,350,137
										50-71	
										Bobby Wine, 16-25	
1986	6	72	89	.447	23.5	138	.250	3.97	.978	Chuck Tanner	1,387,181
1987	5	69	92	.426	20.5	152	.258	4.63	.982	Chuck Tanner	1,217,402
1988	6	54	106	.338	39.5	96	.242	4.09	.975	Chuck Tanner	848,089
										12-27	
										Russ Nixon, 42-79	
1989	6	63	97	.394	28	128	.234	3.70	.976	Russ Nixon	984,930
1990	6	65	97	.401	26	162	.250	4.58	.974	Russ Nixon	980,129
										25-40	
										Bobby Cox, 40-57	

* Also tied one game.

† World Champions

x Tied for second place

@ Start of Divisional Play

W Western Division

Franchise Post-Season Participants



THE TWELVE PENNANT WINNING CLUBS

Year	Record	Manager	Year	Record	Manager
1877	42-18	Harry Wright	1897	93-39	Frank Selee
1878	41-19	Harry Wright	1898	102-47	Frank Selee
1883	63-35	Jack Burdock	1914	94-59	George Stallings
		John Morrill	1948	91-62	Billy Southworth
1891	87-51	Frank Selee	1957	95-59	Fred Haney
1892	102-48	Frank Selee	1958	92-62	Fred Haney
1893	86-43	Frank Selee			

THE BRAVES IN THE WORLD SERIES

1914 — Boston 4 games, Philadelphia 0

Manager George Stallings 'Miracle Braves,' who climbed out of the cellar in July to win the pennant, swept Connie Mack's great Philadelphia Athletics in four games. The Braves were built around the pitching trio of Dick Rudolph, Bill James and George Tyler and the second base combination of Johnny Evers and Rabbit Maranville. Catcher Hank Gowdy, who batted .243 for the season, had a .545 average for the Series, a homer, triple, three doubles and a single.

1948 — Cleveland 4 games, Boston 2

The Braves, under Billy Southworth, won their first National League pennant in 34 years, but lost the Series to Lou Boudreau and the Indians. Gene Bearden, Navy veteran of World War II, was Cleveland's pitching hero. Bob Feller allowed Boston only two hits in the opening game but lost it to Johnny Sain, 1-0. Boston's only other victory was in the fifth game, 11-5, as Bob Elliott smashed successive homers off Feller.

1957 — Milwaukee 4 games, New York 3

Sensational Lew Burdette had three victories and pitched 24 consecutive scoreless innings to defeat a New York team that was making its eighth Series appearance in nine years under the leadership of Casey Stengel. Warren Spahn was the winning pitcher in Milwaukee's other victory. Eddie Mathews' tenth-inning homer won the fourth game after the famous Nippy Jones shoe polish incident. Burdette started the seventh and final game after Spahn was felled by the flu, and with only two days rest, pitched a 5-0 shutout.

1958 — New York 4 games, Milwaukee 3

The Yankees, gaining revenge for their defeat the previous year, carried the Series to seven games and then won one of their greatest triumphs in Series play. They became only the second team in history to come from a three-games-to-one deficit and win the classic. Hank Bauer led the Yankees with ten hits and eight RBI's, while pitcher Bob Turley won the fifth game, saved the sixth and won the seventh. Warren Spahn won two and Lew Burdette one for the Braves.

Franchise Post-Season Participants



THE BRAVES IN THE CHAMPIONSHIP SERIES

1969 — New York 3 games, Atlanta 0

Atlanta became the first Western Division champion by winning 76.9 percent of its games in September, finishing the year with a 93-69 record. New York then swept the three-game Championship Series from the Braves. The Mets scored five runs in the eighth inning to take the first game in Atlanta, 9-5. The following day, six Atlanta pitchers failed to stop the Mets as New York won, 11-6. Then, in the final game on Oct. 6 at Shea Stadium, Wayne Garrett's two-run homer in the fifth finished the Braves' hopes, with the final score 7-4.

1982 — St. Louis 3 games, Atlanta 0

First year manager Joe Torre got the Braves off to a Major League record 13 consecutive wins at the start of the season en route to the club's first divisional title in 13 years. St. Louis swept the Braves in the Championship Series as Atlanta was outscored 17-5 in the three games. The Cardinals exploded for five runs in the sixth inning to take the first game at St. Louis, 7-0. In game two, the Cardinals scored single runs in the eighth and ninth innings to gain the win. The Braves returned to Atlanta for game three but could fare no better as St. Louis quickly scored four runs in the second inning in a 6-2 win.

Franchise Post-Season Participants



BRAVES HISTORY

- 1901 — In the first year of so-called "modern" baseball, meaning the American League made its official major league entry, the Boston team finished fifth. They were led by Kid Nichols, who won 20 games as a pitcher and also played the outfield and first base.
- 1902 — Vic Willis and Togie Pittinger each won 27 games, but the club finished third.
- 1912 — The team acquires the nickname "Braves" for the first time at the suggestion of John Montgomery Ward. Before that, the team had been known as the Doves because of its owners, the Dovey brothers. It was also known as the Beaneaters and the Red Caps.
- 1914 — The Braves completed their miracle finish by coming from last on July 18 to win the N.L. pennant. They won 34 of 44 games in their drive to the top and finished an astonishing 10.5 games in front of the second place Giants. The Braves then swept four from heavily favored Philadelphia to win the World Series.
- 1928 — Rogers Hornsby, playing for his third team in three years, hit .387 for the Braves and easily won the N.L. batting title.
- 1935 — Babe Ruth finished his career in a Braves uniform. Ruth homered in his first N.L. at-bat, off Carl Hubbell, but batted only .181 and, after seven more homers for a career total of 714, removed himself from the lineup in June and officially retired as a player.
- 1936 — The Braves name was changed to the Bees as a result of a fan poll. Five years later the club readopted the nickname of the Braves.
- 1938 — Casey Stengel managed his first of six Braves teams.
- 1947 — Johnny Sain and Warren Spahn each won 21 games for the third-place Braves. The team exceeded one million in attendance (1,277,361) for the first time.
- 1948 — This is the year that produced the phrase "Spahn and Sain and two days of rain" as Warren Spahn and Johnny Sain combined for 39 wins. Sain had a league high 24 as the Braves won the pennant but lost to Cleveland in the World Series. Al Dark batted .322 to lead the Braves in the regular season.
- 1952 — Eddie Mathews became the first rookie in major league history to hit 3 home runs in a game, accomplishing it on September 27.
- 1953 — The Braves played their first season in Milwaukee, attracting a National League-record 1,826,297 fans, and finished second. Eddie Mathews won the home run title with 47 and Warren Spahn led the league in pitching victories with 23.
- 1954 — Bobby Thomson suffered a broken ankle in spring training and forced the Braves to try a young infielder by the name of Hank Aaron in the outfield. Aaron batted .280 with 13 homers as the Braves finished third.
- 1956 — Hank Aaron won the batting title with a .328 average, but the Braves lost the pennant to the Dodgers on the final day of the season.
- 1957 — The Braves won the pennant and World Series. Hank Aaron was the league MVP, leading the N.L. in homers and RBI's, but it was late-season call-ups Wes Covington and Bob "Hurricane" Hazle who sparked the Braves. Replacing injured players, Covington hit 21 homers and Hazle batted .403 down the stretch. Aaron batted .393 and Lew Burdette won three games as the Braves beat the Yankees in the Series. Spahn won the Cy Young Award.

Braves Historical Highlights



Braves History (Continued)

- 1958 — In the year the Dodgers and Giants went West, the pennant stayed in Milwaukee. Mathews and Aaron combined for 61 homers, Spahn and Burdette for 42 pitching victories to lead the way. However, the Yankees won the World Series four games to three.
- 1959 — It required a post-season playoff for the Los Angeles Dodgers to supplant the Braves as N.L. champs. Mathews led the league in homers with 46, Aaron in hitting with a .355 average. Burdette and Spahn won 21 games each. This also was the year Pittsburgh's Harvey Haddix pitched 12 perfect innings against the Braves only to lose the game on a homer by Joe Adcock in the 13th.
- 1960 — Aaron led the league in RBI's (126), Spahn in victories (21) but the Braves finished second to Pittsburgh.
- 1961 — Spahn again led the league in wins with 21, but the Braves fell to fourth.
- 1963 — Aaron just missed the triple crown, leading the league in homers with 44 and RBI's with 130. Tommy Davis of the Dodgers won the batting title with a .326 average to Aaron's .319.
- 1964 — The Braves finished fifth in spite of having five players hit 20 homers or more; Aaron (24), Mathews (23), Rico Carty (22), Denis Menke (20) and Joe Torre (20).
- 1965 — The Braves' move to Atlanta was halted by a court order, forcing a lame duck season in Milwaukee. The Braves led the league with 196 homers.
- 1966 — The Braves and Pirates debuted Major League baseball's first season in Atlanta on April 12, with Pittsburgh winning, 3-2, in 13 innings. Atlanta was fifth in its initial season, but Aaron hit 44 homers and had 127 RBI's to lead the league in those departments.
- 1967 — Aaron hit 39 homers to again lead the league, but the Braves fell to seventh in the league standings.
- 1968 — In the year of the pitcher, Aaron still managed 29 homers, and the Braves climbed to fifth in the league standings.
- 1969 — The Braves marked the first year of division play by winning the West. Phil Niekro won 23 games, while Aaron slugged 44 homers and knocked in 97 runs. However, the Braves lost to the Miracle Mets in the playoffs, three games to none.
- 1970 — Rico Carty won the batting title with a .366 average, and Hank Aaron, in addition to collecting 38 homers, realized a milestone by getting his 3,000th career hit. But the Braves dropped to fifth in the N.L. West.
- 1971 — Aaron hit his 600th career homer, this one in Atlanta-Fulton County Stadium off the Giants' Gaylord Perry. After hitting an Atlanta rookie record 33 homers, Earl Williams wins BBWAA Rookie-of-the-Year honors.
- 1972 — Manager Luman Harris was replaced during the season by all-time Braves third baseman Eddie Mathews. The team finished fourth. The Braves also hosted the All-Star game in Atlanta for the first time.
- 1973 — The Braves produced three hitters who belted 40 or more home runs, Dave Johnson (43), Darrell Evans (41) and Hank Aaron (40). Aaron climbed to within one homer of tying Babe Ruth for the all-time career record of 714, while Johnson's total set a Major League record for second basemen. Phil Niekro no-hit the Padres, winning 9-0. Lack of pitching dropped the Braves into fifth place in the standings.

Braves Historical Highlights



Braves History (Continued)

- 1974 — Hank Aaron tied Babe Ruth the first time he swung the bat, connecting on April 4, off Cincinnati's Jack Billingham. Four days later he broke the record with No. 715 against Dodgers' lefty Al Downing. Ralph Garr led the league in hitting with a .353 average, and Buzz Capra was the ERA leader with his 2.28 mark.
- 1975 — The season was comparatively uneventful, but in January of the off-season it became official that television magnate Ted Turner purchased the club.
- 1976 — The Braves shook the baseball world by signing pitcher Andy Messersmith, who during the off-season won his free agency in court.
- 1977 — Ted Turner decided to become team manager during a 17-game losing streak. He lost to Pittsburgh, 2-1 at the Pirates' Three Rivers Stadium. Turner's tenure in the dugout lasted only one game as Commissioner Bowie Kuhn banished him upstairs.
- 1978 — Larry McWilliams and Gene Garber stopped Pete Rose's hitting streak at 44 games. Bob Horner, the nation's No. 1 draft choice, signed with the Braves and made the jump from Arizona State campus to the majors.
- 1979 — Phil Niekro achieved his 200th career victory by beating the Pirates at Pittsburgh. Niekro won 21 games.
- 1980 — Manager Bobby Cox moved Dale Murphy to the outfield, and Murphy responded with 33 homers, 89 RBI's.
- 1981 — A players' strike spoiled the season, costing the Major Leagues a total of 713 games. Former Braves star Hank Aaron was elected to the Hall of Fame.
- 1982 — Dale Murphy, winning the first of two consecutive MVP awards, paced the Braves to a West Division title by hitting 36 homers and knocking in 109 runs. The Braves set a Major League record at the time by winning their first 13 games of the year. However, they lost to the Cardinals in the League Championship series.
- 1983 — Murphy won the MVP award again, but the Braves finished second, three games back. They attracted an Atlanta-record 2,119,935 fans.
- 1984 — Murphy hit 36 homers for the third straight year to tie Mike Schmidt for the league lead.
- 1985 — Rick Mahler reeled off consecutive victories in his first seven starts and Dale Murphy enjoyed another banner season with 37 homers, but the club finished fifth in the N.L. West.
- 1986 — Entering the game on July 4th, the Braves stood just 1.5 games out of first place, but both the offense and the pitching struggled the rest of the season and the team finished in last place in Chuck Tanner's first year at the helm. Dale Murphy's consecutive-game streak came to an end July 9th at 740 games. Bob Horner hit four homers in an 11-8 loss to Montreal, July 6.
- 1987 — Though the team finished with a 69-92 record, the Braves posted their best offensive numbers in 14 seasons, paced by Dale Murphy's .295 average, 105 RBI's and career-high 44 homers. Dion James' .312 batting average was fifth best in the National League and Gerald Perry set an Atlanta record with 42 stolen bases. Ken Griffey led the Majors in pinch-hitting with a .611 mark (11-18). Albert Hall hit for the cycle on September 23rd, the first Brave to do so since William Collins in 1910.

Braves Historical Highlights

Braves History (Continued)

- 1988 — Russ Nixon took over as manager of the Braves May 23rd as the club struggled to a 12-27 record under Chuck Tanner. First baseman Gerald Perry finished with a .300 batting average (5th in N.L.) and a team high 29 stolen bases. Ron Gant finished 4th in voting for N.L. Rookie of the Year, leading all newcomers with 19 homers and 60 RBI's. Dale Murphy led the club for the 7th straight season in home runs with 24 and knocked in a team-high 77 runs. Rookie right-hander Pete Smith led an improved pitching staff in the second half, compiling a 2.27 ERA in 14 starts after the All-Star break. Jose Alvarez, a 32-year-old rookie, proved to be the Braves' most durable pitcher, appearing in 60 games in relief with a 2.99 ERA.
- 1989 — The Braves started the season at 17-17 through May 11, but injuries to Tommy Gregg, Lonnie Smith and Gerald Perry disrupted the offense and the team never fully recovered, finishing at 63-97, a nine-game improvement over the previous season. Smith shook off the effects of an ankle injury to hit .315 (third in the N.L.) with career highs in HR's (21) and RBI (79). He also stole 25 bases, scored 89 runs and led the N.L. with a .415 on-base percentage. His performance earned him league Comeback-Player-of-the-Year honors. Left-hander Tom Glavine, 14-8, 3.68 ERA, didn't allow the Dodgers an earned run in 32.2 innings. John Smoltz, 22, became the youngest All-Star pitcher in Braves history on the basis of an 11-6, 2.10 ERA first half. Mike Stanton was successful in seven of eight save opportunities after being called up from Richmond Aug. 24.
- 1990 — The Braves created shock waves Aug. 4 when they traded Dale Murphy, one of the most respected athletes in Atlanta history, to the Philadelphia Phillies for Jeff Parrett, Jim Vatcher and Victor Rosario. The move enabled Dave Justice to return to right field and he responded with 20 home runs and 50 RBI over the last two months. Justice wound up hitting .282 with 28 homers and 78 RBI, enough to earn him Rookie-of-the-Year accolades. Ron Gant rebounded from a forgettable 1989 to become the 13th player in Major League history (and third Brave) to hit at least 30 homers and steal 30 bases. Gant finished with 32 HR's, 33 SB's, a .303 BA, 84 RBI and 107 runs. That performance garnered Gant several Comeback Player-of-the-Year awards. John Smoltz, after a slow start, proved to be one of the N.L.'s top pitchers, going 14-11 with a 3.85 ERA. Newly acquired Charlie Leibrandt, who didn't pitch until June 3 because of a slight rotator cuff tear, went 9-11 with a 3.16 ERA. The Braves, hurt early by reliever Mike Stanton's shoulder injury and Nick Esasky's vertigo, began the season 25-40 under Russ Nixon. General Manager Bobby Cox assumed the managerial duties June 22, but the team never really got untracked and ended 65-97. The Braves named John Schuerholz General Manager in October.

BRAVES ALL-TIME WON-LOST vs. N.L. CLUBS

Western Division			Eastern Division		
Team	Won-Lost	Pct.	Team	Won-Lost	Pct.
Cincinnati	857-999	.462	Chicago	763-966	.441
Houston	263-249	.514	Montreal	119-140	.459
Bkn-LA	823-1028	.445	New York	198-186	.516
San Diego	206-186	.526	Philadelphia	887-839	.514
NY-SF	818-1029	.443	Pittsburgh	769-952	.447
			St. Louis	779-947	.451

Regulars by Position



Second Base

Year	Name	HR-RBI-AV	Year	Name	HR-RBI-AV	Year	Name	HR-RBI-AV
1901	Demontreville	5-72-304	1930	Maguire	0-52-267	1961	Bolling	15-56-262
1902	Demontreville	0-53-268	1931	Maguire	0-26-228	1962	Bolling	9-43-271
1903	Abbatecchio	1-46-227	1932	Maranville	0-37-235	1963	Bolling	5-43-244
1904	Raymer	1-28-210	1933	Maranville	0-38-218	1964	Bolling	5-34-199
1905	Raymer	0-31-211	1934	McManus	8-47-276	1965	Bolling	7-50-264
1906	Strobel	1-24-202	1935	Mallon	2-25-274	1966	Woodward	0-43-264
1907	Ritchey	2-51-255	1936	Cuccinello	7-86-308	1967	Woodward	0-25-226
1908	Ritchey	2-36-273	1937	Cuccinello	11-80-271	1968	Millan	1-33-289
1909	Shean	1-29-247	1938	Cuccinello	9-76-265	1969	Millan	6-57-267
1910	Shean	3-36-273	1939	Cuccinello	2-40-306	1970	Millan	2-37-310
1911	Sweeney	3-63-314	1940	Rowell	3-58-305	1971	Millan	2-45-289
1912	Sweeney	1-100-344	1941	Rowell	7-60-267	1972	Millan	1-38-257
1913	Sweeney	0-47-257	1942	Sisti	4-35-211	1973	Johnson	43-99-270
1914	Evers	1-40-279	1943	Ryan	1-24-212	1974	Perez	2-34-260
1915	Evers	1-22-263	1944	Ryan	4-25-295	1975	Perez	2-34-275
1916	Evers	0-15-216	1945	Wietelmann	4-33-271	1976	Gilbreath	1-32-251
1917	Rawlings	2-31-256	1946	Ryan	1-48-241	1977	Gilbreath	8-43-243
1918	Herzog	0-26-228	1947	Ryan	5-69-265	1978	Royster	2-35-259
1919	Herzog	1-25-280	1948	Stanky	2-29-320	1979	Hubbard	3-29-231
1920	Pick	2-28-274	1949	Stanky	1-42-285	1980	Hubbard	9-43-248
1921	Ford	2-61-279	1950	Hartsfield	7-24-277	1981	Hubbard	6-33-235
1922	Kopf	1-37-266	1951	Hartsfield	6-31-271	1982	Hubbard	9-59-248
1923	Ford	2-50-271	1952	Dittmer	7-41-193	1983	Hubbard	12-70-263
1924	Tierney	6-58-259	1953	Dittmer	9-63-266	1984	Hubbard	9-43-234
1925	Gautreau	0-23-262	1954	O'Connell	2-37-279	1985	Hubbard	5-39-232
1926	Gautreau	0-8-267	1955	O'Connell	6-40-225	1986	Hubbard	4-36-230
1927	Gautreau	0-20-246	1956	O'Connell	2-42-239	1987	Hubbard	5-38-264
1928	Hornsby	21-94-387	1957	Schoendienst	6-32-310	1988	Gant	19-60-259
1929	Maguire	0-41-252	1958	Schoendienst	1-24-262	1989	Treadway	8-40-277
			1959	Mantilla	3-19-250	1990	Treadway	11-59-283
			1960	Cottier	3-19-227			

Third Base

Year	Name	HR-RBI-AV	Year	Name	HR-RBI-AV	Year	Name	HR-RBI-AV
1901	Lowe	3-47-255	1930	Chatham	5-56-267	1961	Mathews	32-91-306
1902	Gremminger	1-65-257	1931	Urbanski	0-17-238	1962	Mathews	29-90-265
1903	Gremminger	5-56-264	1932	Knothe	1-36-238	1963	Mathews	23-84-263
1904	Delahanty	3-60-285	1933	Whitney	8-49-246	1964	Mathews	23-74-233
1905	Wolverton	2-55-225	1934	Whitney	12-79-259	1965	Mathews	32-95-251
1906	Brain	5-45-250	1935	Whitney	4-60-273	1966	Mathews	16-53-250
1907	Brain	0-56-279	1936	Coscarart	2-44-245	1967	Boyer	26-90-245
1908	Sweeney	0-40-244	1937	English	2-37-290	1968	Boyer	4-17-227
1909	Sweeney	1-36-243	1938	Stripp	1-19-275	1969	Boyer	14-57-250
1910	Herzog	3-32-250	1939	Majeski	7-54-272	1970	Boyer	16-62-246
1911	Ingerton	5-61-250	1940	Sisti	6-34-251	1971	Evans	12-38-242
1912	McDonald	2-34-259	1941	Sisti	1-45-259	1972	Evans	19-71-254
1913	Devlin	2-48-247	1942	Fernandez	6-55-255	1973	Evans	41-104-281
1914	Deal	0-23-210	1943	Joost	2-20-185	1974	Evans	25-79-240
1915	Smith	2-65-264	1944	Phillips	1-53-258	1975	Evans	22-73-243
1916	Smith	3-60-259	1945	Workman	25-87-274	1976	Royster	5-45-248
1917	Smith	2-62-295	1946	Fernandez	2-42-255	1977	Moore	5-34-260
1918	Smith	2-65-298	1947	Elliott	22-113-317	1978	Horner	23-63-266
1919	Boeckel	1-26-249	1948	Elliott	23-100-283	1979	Horner	33-98-314
1920	Boeckel	3-62-268	1949	Elliott	17-76-280	1980	Horner	35-89-268
1921	Boeckel	10-84-313	1950	Elliott	24-107-305	1981	Horner	15-42-277
1922	Boeckel	6-47-289	1951	Elliott	15-70-285	1982	Horner	32-97-261
1923	Boeckel	7-79-298	1952	Mathews	25-58-242	1983	Horner	20-68-303
1924	Padgett	1-46-255	1953	Mathews	47-135-302	1984	Johnson	5-30-279
1925	Marnott	1-40-268	1954	Mathews	40-103-290	1985	Oberkfell	3-35-272
1926	High	2-66-296	1955	Mathews	41-101-289	1986	Oberkfell	5-48-270
1927	High	4-46-302	1956	Mathews	37-95-272	1987	Oberkfell	3-48-280
1928	Bell	10-91-277	1957	Mathews	32-94-292	1988	Oberkfell	3-49-277
1929	Bell	9-72-298	1958	Mathews	31-77-251	1989	Blauser	12-46-270
			1959	Mathews	46-114-306	1990	Prestley	19-72-242
			1960	Mathews	39-124-277			

Winningest Braves Year-By-Year



Year	Pitcher	Won-Lost	ERA	Year	Pitcher	Won-Lost	ERA
1876	Jack Manning	18-5	2.14	1934	Fred Frankhouse	17-9	3.20
1877	Tommy Bond	40-17	2.11	1935	Fred Frankhouse	11-15	4.76
1878	Tommy Bond	40-19	2.06	1936	Danny MacFayden	17-13	2.87
1879	Tommy Bond	43-19	1.96	1937	Jim Turner	20-11	2.38
1880	Tommy Bond	26-29	2.67	1938	Danny MacFayden	14-9	2.95
1881	Jim Whitney	31-33	2.48	1939	Bill Posedel	15-13	3.92
1882	Jim Whitney	24-21	2.64	1940	Dick Erickson	12-13	3.16
1883	Jim Whitney	37-21	2.24	1941	Jim Tobin	12-12	3.10
1884	Charlie Buffinton	48-16	2.15	1942	Al Javery	12-16	3.03
1885	Charlie Buffinton	22-27	2.88	1943	Al Javery	17-16	3.21
1886	Old Hoss Radbourn	27-31	3.00	1944	Jim Tobin	18-19	3.01
1887	Old Hoss Radbourn	24-23	4.55	1945	Jim Tobin	9-14	3.84
1888	John Clarkson	33-20	2.76	1946	Johnny Sain	20-14	2.21
1889	John Clarkson	49-19	2.73	1947	Warren Spahn	21-10	2.33
1890	Kid Nichols	27-19	2.21	1948	Johnny Sain	24-15	2.60
1891	John Clarkson	33-19	2.79	1949	Warren Spahn	21-14	3.07
1892	Kid Nichols	35-16	2.83	1950	Warren Spahn	21-17	3.16
1893	Kid Nichols	34-14	3.52	1951	Warren Spahn	22-14	2.98
1894	Kid Nichols	32-13	4.75	1952	Warren Spahn	14-19	2.98
1895	Kid Nichols	26-16	3.41	1953	Warren Spahn	23-7	2.10
1896	Kid Nichols	30-14	2.83	1954	Warren Spahn	21-12	3.14
1897	Kid Nichols	31-11	2.64	1955	Warren Spahn	17-14	3.26
1898	Kid Nichols	32-12	2.13	1956	Warren Spahn	20-11	2.78
1899	Vic Willis	27-8	2.50	1957	Warren Spahn	21-11	2.69
1900	Bill Dinneen	20-14	3.12	1958	Warren Spahn	22-11	3.07
1901	Vic Willis	20-17	2.36	1959	Warren Spahn	21-15	2.96
1902	Vic Willis	27-20	2.20	1960	Warren Spahn	21-10	3.50
1903	Togie Pittinger	19-23	3.48	1961	Warren Spahn	21-13	3.02
1904	Vic Willis	18-25	2.85	1962	Warren Spahn	18-14	3.04
1905	Irv Young	20-21	2.90	1963	Warren Spahn	23-7	2.60
1906	Irv Young	16-25	2.94	1964	Tony Cloninger	19-14	3.56
1907	Patsy Flaherty	12-15	2.70	1965	Tony Cloninger	24-11	3.29
1908	Vive Lindaman	12-15	2.36	1966	Ken Johnson	14-8	3.30
1909	Al Mattern	16-20	2.85	1967	Pat Jarvis	15-10	3.66
1910	Al Mattern	15-19	2.98	1968	Pat Jarvis	16-12	2.60
1911	Buster Brown	7-18	4.29	1969	Phil Niekro	23-13	2.57
1912	Hub Perdue	13-16	3.80	1970	Pat Jarvis	16-16	3.61
1913	Lefty Tyler	16-17	2.79	1971	Phil Niekro	15-14	2.99
1914	Dick Rudolph	27-10	2.35	1972	Phil Niekro	16-12	3.06
1915	Dick Rudolph	21-19	2.37	1973	Carl Morton	15-10	3.41
1916	Dick Rudolph	19-12	2.16	1974	Phil Niekro	20-13	2.38
1917	Art Nehf	16-8	2.16	1975	Carl Morton	17-16	3.50
1918	Art Nehf	15-15	2.69	1976	Phil Niekro	17-11	3.29
1919	Dick Rudolph	13-18	2.17	1977	Phil Niekro	16-20	4.04
1920	Joe Oeschger	15-13	3.46	1978	Phil Niekro	19-18	2.88
1921	Joe Oeschger	20-14	3.52	1979	Phil Niekro	21-10	3.39
1922	Frank Miller	11-13	3.51	1980	Phil Niekro	15-18	3.63
1923	Joe Genewich	13-14	3.72	1981	Rick Camp	9-3	1.78
1924	Jesse Barnes	15-20	3.23	1982	Phil Niekro	17-4	3.61
1925	Larry Benton	14-7	3.09	1983	Craig McMurry	15-9	3.08
1926	Larry Benton	14-14	3.85	1984	Pascual Perez	14-8	3.74
1927	Joe Genewich	11-8	3.87	1985	Rick Mahler	17-15	3.48
1928	Bob Smith	13-17	3.83	1986	Rick Mahler	14-18	4.88
1929	Socks Siebold	12-17	4.73	1987	Zane Smith	15-10	4.09
1930	Socks Siebold	15-16	4.12	1988	Rick Mahler	9-16	3.69
1931	Ed Brandt	18-11	2.92	1989	Tom Glavine	14-8	3.68
1932	Ed Brandt	16-16	3.97	1990	John Smoltz	14-11	3.85
1933	Ben Cantwell	20-10	2.62				

Braves League Leaders



BRAVES WHO LED LEAGUE IN BATTING

Batting Average			Runs Batted In		
1877	Deacon White	.387	1877	Deacon White	49
1889	Dan Brouthers	.373	1879	John O'Rourke	62
1894	Hugh Duffy	.440	1894	Hugh Duffy	145
1928	Rogers Hornsby	.387	1935	Wally Berger	130
1942	Ernie Lombardi	.330	1957	Henry Aaron	132
1956	Henry Aaron	.328	1960	Henry Aaron	126
1959	Henry Aaron	.355	1963	Henry Aaron	130
1970	Rico Carty	.366	1966	Henry Aaron	127
1974	Ralph Garr	.353	1982	Dale Murphy (Tie)	109
			1983	Dale Murphy	121

Home Runs			Hits		
1879	Charley Jones	9	1877	Deacon White	103
1880	John O'Rourke	6	1894	Hugh Duffy	237
1894	Hugh Duffy	18	1911	Roy Miller	192
1897	Hugh Duffy	11	1926	Ed Brown	201
1898	Jim Collins	15	1945	Tommy Holmes	224
1900	Herman Long	12	1947	Tommy Holmes	191
1907	David Brain	10	1956	Henry Aaron	204
1935	Wally Berger	34	1957	Red Schoendienst	200
1945	Tommy Holmes	28	1959	Henry Aaron	223
1953	Eddie Mathews	47	1966	Felipe Alou	218
1957	Henry Aaron	44	1968	Felipe Alou (Tie)	210
1959	Eddie Mathews	46	1974	Ralph Garr	214
1963	Henry Aaron (Tie)	44			
1966	Henry Aaron	44			
1967	Henry Aaron	39			
1984	Dale Murphy (Tie)	36			
1985	Dale Murphy	37			

BRAVES WHO LED LEAGUE IN PITCHING

Earned Run Average			Victories		
1879	Tommy Bond	1.96	1877	Tommy Bond	40
1899	John Clarkson	2.73	1878	Tommy Bond	40
1937	Jim Turner	2.38	1888	John Clarkson	33
1947	Warren Spahn	2.33	1889	John Clarkson	49
1951	Chet Nichols	2.88	1897	Kid Nichols	31
1953	Warren Spahn	2.10	1898	Kid Nichols	32
1956	Lew Burdette	2.71	1914	Dick Rudolph (Tie)	27
1961	Warren Spahn	3.01	1948	Johnny Sain	24
1967	Phil Niekro	1.87	1949	Warren Spahn	21
1974	Buzz Capra	2.28	1950	Warren Spahn	20

Strikeouts			Victories		
1877	Tommy Bond	170	1953	Warren Spahn (Tie)	23
1878	Tommy Bond	182	1957	Warren Spahn	21
1883	Jim Whitney	345	1958	Warren Spahn (Tie)	22
1889	John Clarkson	284	1959	Warren Spahn (Tie)	21
1902	Vic Willis	225	1960	Warren Spahn (Tie)	21
1949	Warren Spahn	151	1961	Warren Spahn (Tie)	21
1950	Warren Spahn	191	1974	Phil Niekro (Tie)	20
1951	Warren Spahn (Tie)	164	1979	Phil Niekro (Tie)	21
1952	Warren Spahn	183			
1977	Phil Niekro	262			

Franchise Top Five



FRANCHISE TOP FIVE IN BATTING DEPARTMENTS

GAMES		AT-BATS		RUNS	
Aaron	3,076	Aaron	11,628	Aaron	2,107
Mathews	2,223	Mathews	8,049	Mathews	1,452
Murphy	1,926	Murphy	7,098	Long	1,297
Maranville	1,795	Long	6,767	Tenney	1,127
Tenney	1,715	Maranville	6,724	Murphy	1,103
HITS		TOTAL BASES		DOUBLES	
Aaron	3,600	Aaron	6,591	Aaron	600
Mathews	2,201	Mathews	4,158	Mathews	338
Tenney	2,002	Murphy	3,394	Murphy	306
Long	1,911	Long	2,630	Holmes	291
Murphy	1,901	Tenney	2,440	Long	277
TRIPLES		HOME RUNS		EXTRA BASE HITS	
Maranville	103	Aaron	733	Aaron	1,429
Aaron	96	Mathews	493	Mathews	901
Long	89	Murphy	371	Murphy	714
Bruton	79	Adcock	239	Berger	499
Tenney	77	Horner	217	Adcock	458
RBI's		BATTING AVG. (Min. 4000 at-bats)		SLUGGING PCT. (Min. 4000 at-bats)	
Aaron	2,202	Duffy336	Aaron567
Mathews	1,388	Aaron310	Berger533
Murphy	1,143	Berger304	Mathews517
Long	961	Holmes303	Adcock511
Duffy	926	Tenney302	Gordon500

FRANCHISE TOP FIVE IN PITCHING DEPARTMENTS

WINS		GAMES		SHUTOUTS	
Spahn	356	Spahn	714	Spahn	63
Nichols	328	Niekro	689	Nichols	44
Niekro	268	Garber	558	Niekro	43
Burdette	179	Nichols	543	Bond	30
Willis	149	Burdette	468	Burdette	30
Bond	149				
SAVES		INNINGS PITCHED		STRIKEOUTS	
Garber	141	Spahn	5,046	Niekro	2,855
Upshaw	78	Nichols	4,570	Spahn	2,493
Camp	57	Niekro	4,532	Nichols	1,684
Bedrosian	41	Burdette	2,639	Willis	1,161
Sutter	40	Willis	2,575	Whitney	1,157

Miscellaneous Notables



ONE SEASON LEADERS BY POSITION

	Highest Batting Average	Most Home Runs	Most Runs Batted In
Catcher	Ernie Lombardi .330 1921	Joe Torre 36 1966	Joe Torre 109 1964
First Base	Dan Brouthers .373 1889	Joe Adcock 38 1956	Dan Brouthers 118 1889
Second Base	Rogers Hornsby .387 1928	Davey Johnson 43 1973	Bobby Lowe 115 1894
Third Base	Jimmy Collins .346 1897	Eddie Mathews 47 1953	Eddie Mathews 135 1953
Short Stop	Herman Long .343 1896	Denis Menke 20 1964	Herman Long 100 1896,1899
Left Field	Rico Carty .366 1970	Henry Aaron 40 1973	Hugh Duffy 129 1897
Centerfield	Hugh Duffy .440 1894	Henry Aaron 45 1962	Hugh Duffy 145 1894
Right field	Henry Aaron .355 1959	Henry Aaron 47 1971	Henry Aaron 132 1957

HIGHEST FIELDING AVERAGE; SEASON, 100 OR MORE GAMES

Boston	Name	Year	Pct.
First Baseman:	Walter Holke	1921	.997
Second Baseman:	Edward Stanky	1949	.979
Third Baseman:	Arthur Whitney	1934	.968
Shortstop:	Edward Miller	1942	.983
Outfielder:	William Marshall	1951	1.000
Catcher:	Raymond Berres	1941	.995
Pitcher:	James Turner	1938	1.000
Milwaukee	Name	Year	Pct.
First Baseman:	Joe Adcock	1962	.997
Second Baseman:	Frank Bolling	1962	.989
Third Baseman:	Eddie Mathews	1963	.968
Shortstop:	Woody Woodward	1965	.977
Outfielder:	Billy Bruton	1959	.991
Catcher:	Del Crandall	1956	.996
Pitcher:	Warren Spahn	1957	1.000
Atlanta	Name	Year	Pct.
First Baseman:	Chris Chambliss	1981	.997
Second Baseman:	Glenn Hubbard	1984	.988
Third Baseman:	Ken Oberkfell	1987	.979
Shortstop:	Luis Gomez	1980	.968
Outfielder:	Dion James	1987	.996
Catcher:	Bob Didier	1969	.994
Pitcher:	Phil Niekro	1977	1.000
	David Palmer	1986	1.000

*Minimum 50 tc.

Notable Pitching Performances



NO-HIT GAMES

- 1892 Jack Stivetts vs. Brooklyn, Aug. 6, 10-0
 1899 Vic Willis vs. Washington, Aug. 7, 7-1
 1907 Frank Pfeffer vs. Cincinnati, May 8, 6-0
 1914 George Savis vs. Philadelphia, Sept. 9, 7-0
 (2nd Game)
 1916 Tom Hughes vs. Pittsburgh, June 16, 2-0
 1944 Jim Tobin vs. Brooklyn, Apr. 27, 2-0
 1950 Vern Bickford vs. Brooklyn, Aug. 11, 7-0 (Night)
 1954 Jim Wilson vs. Philadelphia, June 12, 2-0
 1960 Lew Burdette vs. Philadelphia, Aug. 18, 1-0 (Night)
 Warren Spahn vs. Philadelphia, Sept. 16, 4-0
 (Night)
 1961 Warren Spahn vs. San Francisco, Apr. 28, 1-0
 (Night)
 1973 Phil Niekro vs. San Diego, Aug. 5, 9-0

WINNINGEST BRAVES PITCHES

RIGHTHANDERS

LEFTHANDERS

Name	Won-Lost	Pct.	Name	Won-Lost	Pct.
1. Kid Nichols, 1880-1901	330-183	.643	1. Warren Spahn, 1942-64	356-229	.618
2. Phil Niekro, 1964-83	268-230	.538	2. Ed Brandt, 1928-35	94-119	.441
3. Lew Burdette, 1951-63	179-120	.599	3. George Tyler, 1910-17	92-94	.495
4. Tommy Bond, 1877-87	149-87	.631	4. Fred Klodenz, 1896-1902	53-25	.679
5. Vic Willis, 1898-1905	149-147	.503	5. Art Nehf, 1915-19	52-41	.559

12 OR MORE CONSECUTIVE VICTORIES

- 1894 Charlie Buffinton, 13
 1914 Dick Rudolph, 12

NO-HIT GAMES AGAINST BRAVES

- 1880 Larry Corcoran, Chicago, Aug. 19 at Chicago, 6-0
 1898 Jim Hughes, Baltimore, Apr. 22 at Baltimore, 8-0 Red
 Donahue, Philadelphia, July 8 at Philadelphia, 5-0
 1908 Nap Rucker, Brooklyn, Sept. 5 at Brooklyn, 6-0 (2nd Game)
 1924 Jesse Hanes, St. Louis, July 17 at St. Louis, 5-0
 1938 Johnny Vander Meer, Cincinnati, June 11 at Cincinnati, 3-0
 1944 Clyde Shoun, Cincinnati, May 15 at Cincinnati, 1-0
 1946 Ed Head, Brooklyn, April 23, at Brooklyn, 5-0
 1947 Ewell Blackwell, Cincinnati, June 18, at Cincinnati, 6-0
 (Night)
 1951 Cliff Chambers, Pittsburgh, May 6 at Boston, 3-0 (2nd Game)
 1967 Don Wilson, Houston, June 18 at Houston, 2-0
 1969 Ken Holtzman, Chicago, Aug. 19 at Chicago, 3-0
 1976 John Montefusco, San Francisco, Sept 29 at Atlanta, 9-0
 1979 Ken Forsch, Houston, April 7 at Houston, 6-0

Notable Batting Performances



THREE HOME RUNS IN A GAME

- 1928Les Bell, July 2
- 1934Hal Lee, July 6
- 1935Babe Ruth, May 25
- 1942Jim Tobin, May 13
- 1952Eddie Mathews, September 27
- 1953Jim Pendleton, August 30
- 1959Henry Aaron, June 21
- 1966Gene Oliver, July 30
- 1969Bob Tillman, July 30
- 1970Rico Carty, May 31
- Mike Lum, July 3
- Orlando Cepeda, July 26
- 1979Dale Murphy, May 18
- 1986Ken Griffey, July 22
- 1990Jeff Treadway, May 26

FOUR HOME RUNS IN A GAME

- 1894Bobby Lowe, May 30
- 1954Joe Adcock, July 31
- 1986Bob Horner, July 6

BRAVES WHO HIT FOR CYCLE

- 1904Duff Cooley, June 20 vs. Philadelphia
- 1907John Bates, April 26 vs. Brooklyn
- 1910William Collins, Oct. 6 vs. Philadelphia
- 1987Albert Hall, Sept. 23 vs. Houston

THE 200-HIT CLUB

A member of the Braves' franchise has collected 200 or more hits in one season 17 times. Here is a listing of that club:

- 1893Hugh Duffy, 203
- 1894Hugh Duffy, 237
- 1912John Sweeney, 204
- 1925Dick Burrus, 200
- 1926Ed Brown, 201
- 1928Lance Richbourg, 206
- 1945Tommy Holmes, 224
- 1956Henry Aaron, 200
- 1957Red Schoendienst, 200
- 1959Henry Aaron, 223
- 1963Henry Aaron, 201
- 1966Felipe Alou, 218
- 1968Felipe Alou, 210
- 1971Ralph Garr, 219
- 1973Ralph Garr, 200
- 1974Ralph Garr, 214
- 1976Willie Montanez, 206

Braves All-Star Game Selections



BRAVES ALL-STAR GAME SELECTIONS

Year	Name(s)
1933	Wally Berger, of
1934	Wally Berger, of; Fred Frankhouse, p
1935	Wally Berger, of
1936	Wally Berger, of
1937	Gene Moore, of
1938	Tony Cuccinello, 2b; Jim Turner, p
1939	Lou Fette, p
1940	Max West, of
1941	Eddie Miller, ss
1942	Ernie Lombardi, c; Eddie Miller, ss
1943	Al Javery, p
1944	Nate Andrews, p; Al Javery, p; Connie Ryan, 2b
1945	No game
1946	Mort Cooper, p; Johnny Hopp, of; Phil Masi, c
1947	Bob Elliott, 3b; Phil Masi, c; Johnny Sain, p; Warren Spahn, p
1948	Bob Elliott, 3b; Tommy Holmes, of; Phil Masi, c; Johnny Sain, p; Eddie Stanky, 2b
1949	Vern Bickford, p; Warren Spahn, p
1950	Walker Cooper, c; Warren Spahn, p
1951	Bob Elliott, 3b; Warren Spahn, p
1952	Warren Spahn, p
1953	Del Crandall, c; Eddie Mathews, 3b; Warren Spahn, p
1954	Gene Conley, p; Jim Wilson, p; Del Crandall, c; Warren Spahn, p
1955	Henry Aaron, of; Gene Conley, p; Del Crandall, c; Johnny Logan, ss; Eddie Mathews, 3b
1956	Henry Aaron, of; Del Crandall, c; Eddie Mathews, 3b; Warren Spahn, p
1957	Henry Aaron, of; Lew Burdette, p; Johnny Logan, ss; Eddie Mathews, 3b; Red Schoendienst, 2b; Warren Spahn, p
1958	Henry Aaron, of; Del Crandall, c; Johnny Logan, ss; Eddie Mathews, 3b; Don McMahon, p; Warren Spahn, p
1959	Henry Aaron, of; Lew Burdette, p; Del Crandall, c; Eddie Mathews, 3b; Warren Spahn, p; Second game addition, Johnny Logan, ss
1960	Henry Aaron, of; Joe Adcock, 1b; Bob Buhl, p; Del Crandall, c; Eddie Mathews, 3b
1961	Henry Aaron, of; Frank Bolling, 2b; Eddie Mathews, 3b; Warren Spahn, p
1962	Henry Aaron, of; Frank Bolling, 2b; Del Crandall, c; Bob Shaw, p; Warren Spahn, p; Second game additions, Henry Aaron, of, (missed first game due to injury); Eddie Mathews, 3b
1963	Henry Aaron, of; Warren Spahn, p; Joe Torre, c
1964	Henry Aaron, of; Joe Torre, c
1965	Henry Aaron, of; Joe Torre, c
1966	Henry Aaron, of; Felipe Alou, of; Joe Torre, c
1967	Henry Aaron, of; Joe Torre, c; Denver Lemaster, p
1968	Henry Aaron, of; Felipe Alou, of; Ron Reed, p
1969	Henry Aaron, of; Felix Millan, 2b; Phil Niekro, p
1970	Henry Aaron, of; Rico Carty, of; Hoyt Wilhelm, p
1971	Henry Aaron, of; Felix Millan, 2b
1972	Henry Aaron, of
1973	Henry Aaron, of; Darrell Evans, 3b; Davey Johnson, 2b
1974	Henry Aaron, of; Ralph Garr, of; Buzz Capra, p
1975	Phil Niekro, p

Post-Season Awards



All-Stars (Continued)

Year	Name(s)
1976	Dick Ruthven, p
1977	Willie Montanez, 1b
1978	Jeff Burroughs, of; Phil Niekro, p; Biff Pocoroba, c
1979	Gary Matthews, of
1980	Dale Murphy, of
1981	Bruce Benedict, c
1982	Bob Horner, 3b; Dale Murphy, of; Phil Niekro, p
1983	Bruce Benedict, c; Glenn Hubbard, 2b; Dale Murphy, of; Pascual Perez, p
1984	Dale Murphy, of; Rafael Ramirez, ss; Claudell Washington, of
1985	Dale Murphy, of
1986	Dale Murphy, of
1987	Dale Murphy, of; Ozzie Virgil, c
1988	Gerald Perry, 1b
1989	John Smoltz, p
1990	Greg Olson, c

SPORTING NEWS MAJOR LEAGUE ALL-STAR TEAM

(Team selected at end of season in a poll of players)

Year	Name(s)	Year	Name(s)
1928	Rogers Hornsby, 2b	1958	Hank Aaron, of Del Crandall, c
1933	Wally Berger, of		Warren Spahn, p
1945	Tommy Holmes, of	1959	Eddie Mathews, 3b Hank Aaron, of
1948	Bob Elliott, 3b Johnny Sain, p	1960	Eddie Mathews, 3b Del Crandall, c Warren Spahn, p
1953	Warren Spahn, p		
1955	Eddie Mathews, 3b		
1956	Hank Aaron, of		
1957	Red Schoendienst, 2b Eddie Mathews, 3b Warren Spahn, p		

SPORTING NEWS NATIONAL LEAGUE ALL-STAR TEAM

(Team selected at end of season in a poll of players)

Year	Name(s)	Year	Name(s)
1961	Frank Bolling, 2b Warren Spahn, p	1970	Hank Aaron, of
1962	Del Crandall, c	1971	Hank Aaron, of
1963	Hank Aaron, of	1973	Dave Johnson, 2b Darrell Evans, 3b
1964	Joe Torre, c	1976	Willie Montanez, 1b
1965	Hank Aaron, of Joe Torre, c	1982	Dale Murphy, of
1966	Felipe Alou, 1b Joe Torre, c	1983	Glenn Hubbard, 2b Dale Murphy, of
1967	Hank Aaron, of	1984	Dale Murphy, of
1969	Hank Aaron, of	1985	Dale Murphy, of

Post-Season Awards



GOLD GLOVE WINNERS

(Team selected at end of season by vote of coaches & managers)

<u>Year</u>	<u>Name(s)</u>	<u>Year</u>	<u>Name(s)</u>
1958	Del Crandall, c Hank Aaron, of	1978	Phil Niekro, p
1959	Del Crandall, c Hank Aaron, of	1979	Phil Niekro, p
1960	Del Crandall, c Hank Aaron, of	1980	Phil Niekro, p
1962	Del Crandall, c	1982	Phil Niekro, p Dale Murphy, of
1965	Joe Torre, c	1983	Phil Niekro, p Dale Murphy, of
1969	Felix Millan, 2b Clete Boyer, 3b	1984	Dale Murphy, of
1972	Felix Millan, 2b	1985	Dale Murphy, of
		1986	Dale Murphy, of

SILVER SLUGGER WINNERS

(Team selected at end of season by vote of coaches & managers)

<u>Year</u>	<u>Name(s)</u>	<u>Year</u>	<u>Name(s)</u>
1982	Dale Murphy, of	1984	Dale Murphy, of
1983	Dale Murphy, of	1985	Dale Murphy, of

SPORTING NEWS COMEBACK PLAYER OF THE YEAR

<u>Year</u>	<u>Name(s)</u>
1989	Lonnie Smith, of

UPI COMEBACK PLAYER OF THE YEAR

<u>Year</u>	<u>Name(s)</u>
1990	Ron Gant, of

Post-Season Awards



SPORTING NEWS MVP

Year Name(s)

1945 Thomas Holmes, of

SPORTING NEWS PLAYER/PITCHER OF YEAR

Year Name(s)

1948 Johnny Sain, p
1953 Warren Spahn, p
1956 Henry Aaron, of
1957 Warren Spahn, p
1958 Warren Spahn, p

Year Name(s)

1961 Warren Spahn, p
1963 Warren Spahn, p
1982 Dale Murphy, of
1983 Dale Murphy, of

SPORTING NEWS ROOKIE OF THE YEAR

Year Name(s)

1959 Carlton Willey, p
1971 Earl Williams, c
1978 Bob Horner, if

Year Name(s)

1982 Steve Bedrosian, p
1983 Craig McMurtry, p
1990 Dave Justice, of

SPORTING NEWS EXECUTIVE OF THE YEAR

Year Name(s)

1953 Louis Perini

SPORTING NEWS MANAGER OF THE YEAR

Year Name(s)

1937 Bill McKechnie

Post-Season Awards



BBWAA MVP

<u>Year</u>	<u>Name(s)</u>	<u>Year</u>	<u>Name(s)</u>
1914	John Evers, 2b	1982	Dale Murphy, of
1947	Robert Elliott, 3b	1983	Dale Murphy, of
1957	Hank Aaron, of		

BBWAA ROOKIE OF THE YEAR

<u>Year</u>	<u>Name(s)</u>	<u>Year</u>	<u>Name(s)</u>
1948	Alvin Dark, ss	1978	Bob Horner, 3b
1950	Samuel Jethroe, of	1990	Dave Justice, of
1971	Earl Williams, c		

BBWAA CY YOUNG AWARD

<u>Year</u>	<u>Name(s)</u>
1957	Warren Spahn

N.L. PLAYER/PITCHER OF THE MONTH

Player

(Selected by vote of N.L. media. From 1958-1974 there was only one award given. From 1975 to the present, separate player and pitcher honors have been awarded.)

<u>Month</u>	<u>Name(s)</u>	<u>Month</u>	<u>Name(s)</u>
May 1959	Hank Aaron	Aug. 1980	Dale Murphy
Sep. 1959	Eddie Mathews	April 1982	Dale Murphy
May 1965	Joe Torre	Sep. 1982	Claudell Washington
June 1967	Hank Aaron	Sep. 1983	Dale Murphy
May 1970	Rico Carty	Sep. 1984	Dale Murphy
Aug. 1973	Davey Johnson	April 1985	Dale Murphy
May 1974	Ralph Garr	Aug. 1986	Dale Murphy
July 1980	Bob Horner	Aug. 1990	Dave Justice

Pitcher

<u>Month</u>	<u>Name</u>	<u>Month</u>	<u>Name(s)</u>
July 1958	Joey Jay	June 1974	Buzz Capra
Aug. 1958	Lew Burdette	June 1976	Andy Messersmith
Aug. 1960	Warren Spahn	Aug. 1981	Rick Camp
Aug. 1961	Warren Spahn	April 1983	Pascual Perez

Miscellaneous Atlanta Feats



BRAVES IN THE HALL OF FAME

There are 39 players currently in baseball's Hall of Fame who wore a Braves' uniform at some point in their career. Following is a list of those players and the years they played for the franchise.

Henry Aaron	1954-74	Bill McKechnie	1913
Earl Averill	1941	Ducky Medwick	1945
Dave Bancroft	1924-27	Kid Nichols	1890-1901
Dennis "Dan" Brouthers	1889-91	Jim O'Rourke	1876-78, 80
John Clarkson	1888-92	*Gaylord Perry	1981
James J. Collins	1895-1900	Charles Radbourne	1868-1890
Hugh Duffy	1891-1900	Babe Ruth	1935
Johnny Evers	1914-17; 1929	Albert "Red" Schoendienst	1957-60
Burleigh Grimes	1930	Al Simmons	1939
William "Billy" Hamilton	1896-1901	George Sisler	1928-29
Billy Herman	1946	Warren Spahn	1942-64
Rogers Hornsby	1928	Casey Stengel	1924-25
Joseph Kelley	1891-1908	Ed Walsh	1917
Mike "King" Kelly	1887-89; 1891-92	Lloyd Waner	1941
Ernie Lombardi	1942	Paul Waner	1941-42
Al Lopez	1936-40	Hoyt Wilhelm	1969-71
Rabbit Maranville	1912-20; 1929-35	George Wright	1876-78; 1880-81
Richard Marquard	1922-25	Henry "Harry" Wright	1876-77
Eddie Mathews	1952-66	Denton "Cy" Young	1911
Thomas F. McCarthy	1892-95		

* 1991 Inductee

RETIRED BRAVES UNIFORMS

- 21- Warren Spahn — Number retired in 1965. Won 363, Lost 245. (356-229 Braves)
- 41- Eddie Mathews — Number retired in 1967. Lifetime average of .271; HR 512, RBI 1,453.
- 44- Hank Aaron — Number retired in 1975. Lifetime average of .305; HR 755, RBI 2,297.
- 35- Phil Niekro — Number retired in 1984. Won 318, Lost 274. (268-230 Braves)

BRAVES' BEST START

In research dating back to 1900, Elias Sports Bureau found the following Braves' who had gotten off to successful starts at the beginning of their seasons.

Warren Spahn-	8-0 in 1947, in 8 starts plus a no-decision in relief during that stretch
Jim Wilson-	8-0 in 1954, in 8 consecutive starts.
Ed Brandt-	8-0 in 1931, in consecutive starts, all complete games.
Larry McWilliams-	7-0 in 1978. He was not called up from minors until July 17, so this streak was not at start of season but was a win streak that began the season for McWilliams.
Rick Mahler-	7-0 in 1985, in 7 consecutive starts.
George Stone-	6-0 in 1969, in 13 games with only 3 wins as a starter.
Pascual Perez-	5-0 in 1983, in consecutive starts.
Tom Glavine-	5-0 in 1989, in 7 starts.

Attendance Records



YEAR-BY-YEAR HOME ATTENDANCE 1901-1989

Boston		Year	Attendance	Year	Attendance
1901	146,502	1932	507,606	1962	766,921
1902	116,960	1933	517,803	1963	773,018
1903	143,155	1934	303,205	1964	910,911
1904	140,694	1935	232,754	1965	555,584
1905	150,003	1936	340,585		
1906	143,280	1937	385,339		
1907	203,221	1938	341,149		
1908	253,750	1939	285,994		
1909	195,188	1940	241,616		
1910	149,027	1941	263,680		
1911	116,000	1942	285,332		
1912	121,000	1943	271,289		
1913	208,000	1944	208,691		
1914	382,913	1945	374,178		
1915	376,283	1946	969,673		
1916	313,495	1947	1,277,361		
1917	174,253	1948	1,455,439		
1918	84,938	1949	1,081,795		
1919	167,401	1950	944,391		
1920	162,483	1951	487,475		
1921	318,627	1952	281,278		
1922	167,965				
1923	227,802				
1924	117,478				
1925	313,528				
1926	303,598				
1927	288,685				
1928	227,001				
1929	372,351				
1930	464,835				
1931	515,005				

Atlanta		Year	Attendance
1966	1,539,801		
1967	1,389,222		
1968	1,126,540		
1969	1,458,320		
1970	1,078,848		
1971	1,006,320		
1972	752,973		
1973	800,655		
1974	981,085		
1975	534,672		
1976	818,179		
1977	872,464		
1978	904,494		
1979	769,465		
1980	1,048,411		
1981	535,418		
1982	1,801,985		
1983	2,119,935		
1984	1,724,892		
1985	1,350,137		
1986	1,387,181		
1987	1,217,402		
1988	848,089		
1989	984,930		
1990	980,129		

Milwaukee		Year	Attendance
1953	1,826,397		
1954	2,131,388		
1955	2,005,836		
1956	2,046,331		
1957	2,215,404		
1958	1,971,101		
1959	1,749,112		
1960	1,497,799		
1961	1,101,441		

ALL-TIME ATTENDANCE RECORDS

Top home attendance marks for Braves in Boston (Braves' Field - Capacity 41,000), Milwaukee (Milwaukee County Stadium - Capacity 43,827) and Atlanta (Atlanta-Fulton County Stadium - Capacity 52,007).

Category	Date	Attendance	Opponent	Score
Season	1957	2,215,404*	—	—
Single Game	April 8, 1974	53,775	Los Angeles	7-4
Day Game	June 26, 1966	51,275	Los Angeles	1-2
Night Game	April 8, 1974	53,775	Los Angeles	7-4
Doubleheader	July 4, 1972	50,597	Chicago	5-3, 1-3
Opening Day	April 12, 1955	43,640	Cincinnati	4-2
Opening Night	April 8, 1974	53,775	Los Angeles	7-4
World Series Game	Oct. 9, 1958	46,367	New York (A)	2-6
Championship Series Game	Oct. 10, 1982	52,173	St. Louis	2-6
All-Star Game	July 25, 1972	53,107	—	NL 4, AL 3
Four-Game Series	Aug. 10-13, 1956	162,880	Cincinnati	—
Three Game Series	Aug. 12-14, 1983	143,968	Los Angeles	—
vs. One Club, Season	1983	409,137#	Los Angeles	—

*73 dates #9 dates



BRAVES RECORDS

TEAM

Most runs, game	18, June 13, 1973, vs. Pit.
Most runs, inning	13, Sept. 20, 1972 vs. Hou., 2nd game
Most hits, game	25, May 1, 1985 at Cin.
Most home runs, season	207 in 1966
Most home runs, game	7, Aug. 3, 1967 vs. Chi.
Most game-winning RBI's, season	82, 1982; 1983
Most stolen bases, season	151 in 1982
Most stolen bases, game	8, July 16, 1988 vs. N.Y.
Most caught stealing, season	88 in 1983
Highest batting average, season272 in 1983
Most shutouts, season	21 in 1974
Most doubles, season	241 in 1986
Most triples, season	45 in 1983
Fewest hit by pitch, season	17 in 1977; 1983
Lowest ERA, season	2.92 in 1968
Most errors, season	183 in 1979
Most errors, game	7, July 22, 1973 vs. Pha., 2nd game
Most errors, inning	4, June 13, 1989 at S.F., 3rd inning; Sept. 16, 1990 vs. S.D., 2nd inning.
Highest fielding percentage, season982 in 1987
Shortest game by time	1:33, July 13, 1972 at St. Louis; April 20, 1978 at San Diego
Longest game by time	6:10, July 4, 1985 vs. N.Y. (19 innings)
Longest game by innings, road	20, May 4, 1973 at Pha.
Longest game by innings, home	19, July 4, 1985 vs. N.Y.
Most victories over one club, season	17, S.D., 1974
Most losses to one club, season	16, Cin., 1980
Most consecutive defeats	17, April 23-May 11, 1977
Most consecutive victories, home	10, Sept. 2-4, 16-22, 1966; April 8-26, 1983
Most consecutive victories, road	9, May 31-June 7, 1984
Most consecutive victories	13, April 6-21, 1982 (First 13 games of season)
Most consecutive defeats, home	9, Sept. 15-Oct. 1, 1967 (last 9 games of season); Aug. 17-Sept. 3, 1983; April 5-22, 1988, (first 9 games of season)
Most consecutive defeats, road	10, July 25-Aug. 13, 1982
Most consecutive games, home runs	20, 1973

INDIVIDUAL

Most hits, season	219, Ralph Garr, 1971
Most consecutive games, batted safely	31, Rico Carty, 1970
Most home runs, season	47, Hank Aaron, 1971
Most home runs, game	4, Bob Horner, July 6, 1986 vs. Mont.
Most stolen bases, career	174, Jerry Royster
Most stolen bases, season	42, Gerald Perry, 1987
Most stolen bases, game	3, 26 times last: Ron Gant, May 2, '90, at Mtl.
Most stolen bases, inning	2, 18 times (Last: Ron Gant, May 2, 1990 at Mtl., 7th inning, 2nd and 3rd)
Most caught stealing, season	23, Brett Butler, 1983
Most RBI, season	127, Hank Aaron, 1966
Most game-winning RBIs, season	14, Dale Murphy, 1982, '83, '85 Claudell Washington, 1982

Atlanta Braves Records



Braves Records (Continued)

Highest batting average, season	.366, Rico Carty, 1970
Fewest ground into double plays, season	2, Lonnie Smith, 1990
Most games, pitcher	689, Phil Niekro
Most games started	594, Phil Niekro
Most complete games	226, Phil Niekro
Most innings	4,532, Phil Niekro
Most games lost	224, Phil Niekro
Most shutouts, won	43, Phil Niekro
Most shutouts, season	6, Phil Niekro, 1974
Most wins, career	236, Phil Niekro
Most victories, season	23, Phil Niekro, 1969
Most consecutive wins	9, Buzz Capra, May 15-June 28, 1974; Pascual Perez, Sept. 10, 1982-May 7, 1983
Most strikeouts, pitcher, season	262, Phil Niekro, 1977
Most strikeouts, pitcher, career	2,855, Phil Niekro
Most strikeouts, pitcher, game	14, D. Lemaster, Aug. 14, 1966 vs. Pha.
Lowest ERA, pitcher, season	1.87, Phil Niekro, 1967
Most errors, game	4, Darrell Evans, Sept. 20, 1975
Most errors, inning	3, Jim Presley, Sept. 16, 1990, vs. S.D., 2nd inning.
Most years played	19, Phil Niekro

BRAVES BATTING YEAR-BY-YEAR

Year	AVG	AB	R	H	2B	3B	HR	RBI	BB	SO	SB	E
1966	.263	5616	782	1476	220	32	207	734	512	913	59	154
1967	.240	5450	631	1307	191	29	158	596	512	947	55	138
1968	.252	5552	515	1399	179	31	80	480	414	782	83	125
1969	.258	5460	691	1411	195	22	141	640	485	665	59	115
1970	.270	5546	736	1495	215	24	160	692	522	736	58	141
1971	.257	5575	643	1434	192	30	153	587	434	747	57	146
1972	.258	5278	628	1363	186	17	144	593	532	770	47	156
1973	.266	5631	799	1497	219	34	206	758	608	870	84	166
1974	.249	5533	661	1375	202	37	120	559	571	772	72	132
1975	.244	5424	583	1323	179	28	107	541	543	759	65	175
1976	.245	5345	620	1309	170	30	82	586	589	811	74	131
1977	.254	5534	678	1404	218	20	139	638	537	876	82	175
1978	.244	5381	600	1313	181	38	123	558	550	874	90	153
1979	.256	5422	669	1389	220	28	126	626	490	818	98	183
1980	.250	5402	630	1352	226	22	144	597	434	899	73	162
1981	.243	3642	395	886	148	22	64	366	321	540	98	102
1982	.256	5507	739	1411	215	22	146	687	554	869	151	137
1983	.272	5472	746	1489	218	45	130	691	582	847	146	137
1984	.247	5422	632	1338	234	27	111	578	555	896	140	139
1985	.246	5526	632	1359	213	28	126	598	553	849	72	158
1986	.250	5384	615	1348	241	24	138	575	538	904	93	141
1987	.258	5428	747	1401	284	24	152	696	641	834	135	116
1988	.242	5440	555	1319	228	28	96	527	432	848	95	151
1989	.234	5463	584	1281	201	22	128	544	485	996	83	152
1990	.250	5504	622	1376	263	26	162	636	473	1010	92	158

Atlanta Pitching, Fielding



ATLANTA PITCHING YEAR-BY-YEAR

Year	W-L	ERA	G	CG	SHO	SV	IP	H	R	ER	HR	BB	SO
1966	85-77	3.68	163	37	10	36	1469.0	1430	683	601	129	485	884
1967	77-85	3.47	162	36	5	32	1454.0	1377	640	561	118	449	862
1968	81-81	2.92	163	44	16	29	1474.0	1320	549	478	87	362	871
1969	93-69	3.53	162	38	7	42	1445.0	1334	631	566	144	438	893
1970	76-86	4.33	162	45	9	24	1431.0	1451	772	688	185	478	960
1971	82-80	3.75	162	40	11	31	1475.0	1528	699	614	152	485	823
1972	70-84	4.27	155	40	4	27	1377.0	1412	730	654	155	512	732
1973	76-85	4.25	162	34	9	35	1462.0	1467	774	690	144	575	803
1974	88-74	3.05	163	46	15	22	1476.0	1343	563	501	97	488	772
1975	67-94	3.91	161	32	4	24	1430.0	1543	739	624	101	519	669
1976	70-92	3.86	162	33	13	27	1438.0	1435	700	617	86	564	818
1977	61-101	4.85	162	28	15	31	1445.0	1581	895	782	169	701	915
1978	69-93	4.08	162	29	12	32	1440.1	1404	750	653	132	624	848
1979	66-94	4.18	160	32	3	34	1407.2	1496	763	654	132	494	779
1980	81-80	3.77	161	29	9	37	1428.0	1397	660	598	131	454	696
1981	50-56	3.45	107	11	4	24	968.0	936	416	371	62	330	471
1982	89-73	3.82	162	15	11	51	1463.0	1484	702	621	126	502	813
1983	88-74	3.67	162	18	4	48	1440.2	1412	640	588	132	540	895
1984	80-82	3.57	162	17	7	49	1447.0	1401	655	574	122	525	859
1985	66-96	4.19	162	9	9	29	1457.1	1512	781	679	134	642	776
1986	72-89	3.97	161	17	5	39	1424.2	1443	719	629	117	576	932
1987	69-92	4.63	161	16	4	32	1427.2	1529	829	734	163	587	837
1988	54-106	4.09	160	14	4	25	1446.0	1481	741	657	108	524	810
1989	63-97	3.70	161	15	8	33	1447.2	1370	680	595	114	468	966
1990	65-97	4.58	162	17	8	30	1429.2	1527	821	727	128	579	938

ATLANTA FIELDING YEAR-BY-YEAR

Year	Pct.	G	PO	A	E	TC	DP	TP	PB
1966	.976	163	4408	1734	154	6296	139	0	27
1967	.978	162	4362	1801	138	6301	148	0	42
1968	.980	163	4423	1803	125	6351	139	0	14
1969	.981	162	4335	1635	115	6085	114	1	31
1970	.977	162	4292	1684	141	6117	118	0	30
1971	.977	162	4424	1814	146	6384	180	0	33
1972	.974	155	4131	1633	156	5920	130	0	36
1973	.974	162	4386	1809	166	6361	142	0	23
1974	.979	163	4423	1822	132	6377	161	0	31
1975	.972	161	4290	1877	175	6342	147	0	35
1976	.973	162	4314	1820	167	6301	151	0	38
1977	.972	162	4336	1705	175	6216	127	0	34
1978	.975	162	4321	1739	153	6213	126	1	32
1979	.970	160	4223	1781	183	6187	139	0	25
1980	.975	161	4284	1950	162	6396	156	0	14
1981	.976	107	2904	1284	102	4290	93	0	10
1982	.979	162	4389	1922	137	6448	186	0	13
1983	.978	162	4322	1850	137	6309	176	0	6
1984	.978	162	4341	1963	139	6443	153	0	7
1985	.976	162	4372	2028	159	6559	197	0	8
1986	.978	161	4274	2026	141	6441	181	1	11
1987	.982	161	4283	1921	116	6320	170	0	11
1988	.975	160	4338	1789	151	6278	138	0	9
1989	.976	161	4343	1722	152	6217	124	0	14
1990	.974	162	4289	1735	158	6182	133	0	15

Atlanta Top Five



ATLANTA BRAVES TOP FIVE IN BATTING 1966-1990

GAMES	AT-BATS	RUNS
Murphy 1,926	Murphy 7,098	Murphy 1,103
Aaron 1,270	Aaron 4,548	Aaron 818
Lum 1,225	Hubbard 4,016	Horner 545
Hubbard 1,196	Horner 3,571	Hubbard 498
Royster 1,118	Royster 3,451	Royster 459

HITS	TOTAL BASES	DOUBLES
Murphy 1,901	Murphy 3,394	Murphy 306
Aaron 1,334	Aaron 2,580	Aaron 209
Garr 1,022	Horner 1,812	Hubbard 196
Horner 994	Hubbard 1,411	Horner 160
Hubbard 983	Garr 1,381	Chambliss 140

TRIPLES	HOME RUNS	EXTRA BASE HITS
Garr 40	Murphy 371	Murphy 714
Murphy 37	Aaron 335	Aaron 560
Royster 30	Horner 217	Horner 382
Millan 26	Evans 131	Hubbard 280
Lum 24	Burroughs 88	Baker 248

RBI's	BATTING AVG. (Min. 2,000 at-bats)	SLUGGING PCT. (Min. 2,000 at-bats)
Murphy 1,143	Garr317	Aaron567
Aaron 897	Carty316	Horner507
Horner 652	Alou302	Carty484
Evans 424	Aaron293	Murphy478
Hubbard 403	Mathews288	G. Matthews456

STOLEN BASES	WALKS	STRIKEOUTS
Royster 174	Murphy 912	Murphy 1,581
Murphy 160	Aaron 634	Hubbard 570
Garr 137	Evans 563	Aaron 558
Washington 115	Hubbard 487	Evans 502
Perry 105	Horner 337	Horner 491

Atlanta Top Five



Braves Top Five (Continued)

ATLANTA BRAVES TOP FIVE IN PITCHING 1966-1990

GAMES		WINS		INNINGS	
P. Niekro	689	P. Niekro	266	P. Niekro	4,532
Garber	558	Reed	85	Mahler	1,530
Camp	414	Jarvis	83	Reed	1,520
Mahler	294	Mahler	78	Jarvis	1,241
Upshaw	241	Camp	56	Morton	949

STRIKEOUTS		WALKS		HITS	
P. Niekro	2,855	P. Niekro	1,425	P. Niekro	4,136
Reed	837	Mahler	488	Mahler	1,623
Mahler	755	Reed	374	Reed	1,512
Jarvis	736	Z. Smith	366	Jarvis	1,143
Garber	540	Jarvis	364	Morton	1,021

LOSSES		RUNS		EARNED RUNS	
P. Niekro	227	P. Niekro	1,880	P. Niekro	1,613
Reed	91	Mahler	755	Mahler	625
Mahler	88	Reed	669	Reed	590
Garber	73	Jarvis	538	Jarvis	497
Jarvis	72	Morton	425	Morton	366

COMP. GAMES		GAMES STARTED		SAVES	
P. Niekro	226	P. Niekro	594	Garber	141
Reed	53	Reed	217	Upshaw	78
Jarvis	42	Mahler	216	Camp	57
Mahler	35	Jarvis	169	Bedrosian	41
Morton	29	Morton	138	Sutter	40

ERA (400 Innings)		SHUTOUTS	
P. Niekro	3.20	P. Niekro	43
Bedrosian	3.26	Jarvis	8
Garber	3.34	Morton	8
Camp	3.37	Reed	8
K. Johnson	3.39	Ruthven	7

Atlanta Yearly Leaders



ATLANTA BRAVES YEAR-BY-YEAR LEADERS IN BATTING

Batting	1966	1967	1968	1969	1970
Games	158, Aaron	155, Aaron	160, tie	162, Millan	150, Aaron
At-Bats	666, Alou	600, Aaron	662, Alou	652, Millan	590, Millan
Runs	122, Alou	113, Aaron	84, Aaron	100, Aaron	103, Aaron
Hits	218, Alou#	184, Aaron	210, Alou#	174, Millan	183, Millan
Doubles	32, Aaron	37, Aaron	37, Alou	30, Aaron	33, Cepeda
Triples	6, Alou	3, tie	5, Alou	5, tie	5, Millan
Home Runs	44, Aaron#	39, Aaron	29, Aaron	44, Aaron	38, Aaron
RBI's	127, Aaron#	109, Aaron	86, Aaron	97, Aaron	118, Aaron
Stolen Bases	21, Aaron	22, Jackson	28, Aaron	14, Millan	16, Millan
Average	.327, Alou	.307, Aaron	.317, Alou	.342, Carty	.366, Carty#
Batting	1971	1972	1973	1974	1975
Games	154, Garr	151, Williams	161, Evans	160, Evans	156, Evans
At-Bats	639, Garr	565, Williams	668, Garr	606, Garr	625, Garr
Runs	101, Garr	87, Garr	114, Garr	99, Evans	74, Garr
Hits	219, Garr	180, Garr	200, Garr	214, Garr#	174, Garr
Doubles	23, Garr	27, Baker	32, Garr	35, Baker	26, Garr
Triples	6, Garr,	3, tie	8, Evans	17, Garr	11, Garr
Home Runs	47, Aaron	34, Aaron	43, Johnson	25, Evans	22, Evans
RBI's	118, Aaron	87, Williams	104, Evans	79, Evans	73, Evans
Stolen Bases	30, Garr	25, Garr	35, Garr	26, Garr	14, Garr
Average	.343, Garr	.325, Garr	.301, Aaron	.353, Garr#	.290, Office
Batting	1976	1977	1978	1979	1980
Games	153, Chaney	154, Burroughs	153, Burroughs	156, Matthews	158, Chambliss
At-Bats	533, Royster	555, Matthews	530, Murphy	631, Matthews	602, Chambliss
Runs	75, Wynn	91, Burroughs	75, Matthews	103, Royster	98, Murphy
Hits	135, Montanez	157, tie	147, Burroughs	192, Matthews	170, Chambliss
Doubles	20, Chaney	31, Montanez	30, Burroughs	34, Matthews	37, Chambliss
Triples	8, tie	5, Matthews	8, Royster	6, Royster	5, Royster
Home Runs	17, Wynn	41, Burroughs	23, tie	33, Horner	35, Horner
RBI's	66, Wynn	114, Burroughs	79, Murphy	98, Horner	89, tie
Stolen Bases	24, Royster	28, Royster	27, Royster	35, Royster	22, Royster
Average	.321, Montanez	.300, Bonnell	.301, Burroughs	.314, Horner	.282, Chambliss
Batting	1981	1982	1983	1984	1985
Games	107, Chambliss	162, Murphy	162, Murphy	162, Murphy	162, Murphy
At-Bats	404, Chambliss	609, Ramirez	622, Ramirez	607, Murphy	616, Murphy
Runs	44, Chambliss	113, Murphy	131, Murphy	94, Murphy	118, Murphy
Hits	110, Chambliss	169, Ramirez	185, Ramirez	176, Murphy	185, Murphy
Doubles	25, Chambliss	25, tie	25, Horner	32, Murphy	32, Murphy
Triples	5, Hubbard	6, Washington	13, Butler	8, Murphy	6, Washington
Home Runs	15, Horner	36, Murphy	36, Murphy	36, Murphy	37, Murphy
RBI's	51, Chambliss	109, Murphy (tie)	121, Murphy #	100, Murphy	111, Murphy
Stolen Bases	23, Miller	33, Washington	39, Butler	21, Washington	14, Washington
Average**	.291, Washington	.281, Murphy	.302, Murphy	.290, Murphy	.300, Murphy
Batting	1986	1987	1988	1989	1990
Games	160, Murphy	159, Murphy	156, Murphy	154, Murphy	152, Gant
At-Bats	614, Murphy	566, Murphy	606, Thomas	574, Murphy	575, Gant
Runs	89, Murphy	115, Murphy	85, Gant	89, L. Smith	107, Gant
Hits	163, Murphy	167, Murphy	164, Perry	152, L. Smith	174, Gant
Doubles	29, Murphy	37, James	35, Murphy	34, L. Smith	34, 2 tied
Triples	7, Murphy	6, James	8, Gant	4, L. Smith	9, L. Smith
Home Runs	29, Murphy	44, Murphy	24, Murphy	21, L. Smith	32, Gant
RBI's	87, Horner	105, Murphy	77, Murphy	84, Murphy	84, Gant
Stolen Bases	19, Ramirez	42, Perry	29, Perry	25, L. Smith	33, Gant
Average	.273, Horner	.312, James	.300, Perry	.315, L. Smith	.305, L. Smith

Bold letters indicate Atlanta record.

**Based on minimum 400 AB except in 1981.

#League leader.

Atlanta Yearly Leaders



BRAVES YEAR-BY-YEAR LEADERS IN PITCHING

Pitching	1966	1967	1968	1969	1970
Games	73, Carroll	52, Ritchie	52, Upshaw	62, Upshaw	50, Wilhelm
Starts	38, Cloninger	31, Lemaster	34, tie	35, Niekro	34, Jarvis
Wins	14, tie	15, Jarvis	16, Jarvis	23, Niekro	16, Jarvis
Losses	11, Cloninger	12, Carroll	12, tie	13, Niekro	18, Niekro
Innings	258, Cloninger	215, Lemaster	257, Niekro	284, Niekro	254, Jarvis
Strikeouts	178, Cloninger	148, Lemaster	157, Jarvis	193, Niekro	173, Jarvis
ERA*	3.29, Johnson	1.87, Niekro#	2.59, Niekro	2.57, Niekro	3.61, Jarvis
Shutouts	3, Lemaster	2, Lemaster	2, Niekro	4, Niekro	3, Niekro
Saves	11, Carroll	8, Upshaw	13, Upshaw	27, Upshaw	13, Wilhelm
Pitching	1971	1972	1973	1974	1975
Games	49, Upshaw	42, Upshaw	52, House	56, House	58, House
Starts	36, Niekro	36, Niekro	37, Morton	39, Niekro	39, Morton
Wins	15, Niekro	16, Niekro	15, Morton	20, Niekro#	17, Morton
Losses	14, tie	15, Reed	11, Reed	13, Niekro	16, Morton
Innings	269, Niekro	254, Niekro	256, Morton	302, Niekro	278, Morton
Strikeouts	173, Niekro	164, Niekro	131, Niekro	195, Niekro	144, Niekro
ERA*	2.98, Niekro	3.06, Niekro	3.31, Niekro	2.28, Capra#	3.20, Niekro
Shutouts	4, Niekro	1, tie	4, Morton	6, Niekro	2, Morton
Saves	17, Upshaw	13, Upshaw	8, Frisella	11, House	11, House
Pitching	1976	1977	1978	1979	1980
Games	48, Devine	65, Campbell	53, Campbell	68, Garber	77, Camp
Starts	37, Niekro	43, Niekro	42, Niekro	44, Niekro	38, Niekro
Wins	17, Niekro	16, Niekro	19, Niekro	21, Niekro#	15, Niekro
Losses	17, Ruthven	20, Niekro	18, Niekro	20, Niekro	18, Niekro
Innings	271, Niekro	330, Niekro	334, Niekro	342, Niekro	275, Niekro
Strikeouts	173, Niekro	262, Niekro#	248, Niekro	208, Niekro	176, Niekro
ERA*	3.04, Mes'smith	4.04, Niekro	2.88, Niekro	3.39, Niekro	3.42, Boggs
Shutouts	4, Ruthven	2, tie	4, Niekro	1, Niekro	3, tie
Saves	9, Devine	13, Campbell	22, Garber	25, Garber	22, Camp
Pitching	1981	1982	1983	1984	1985
Games	48, Camp	69, Garber	70, Bedrosian	62, Garber	66, Camp
Starts	24, Boggs	35, Niekro	35, McMurtry	30, tie	39, Mahler
Wins	9, Camp	17, Niekro	15, tie	14, Perez	17, Mahler
Losses	13, Boggs	13, Camp	10, tie	17, McMurtry	15, tie
Innings	151, Perry	234, Niekro	225, McMurtry	222, Mahler	266.2, Mahler
Strikeouts	81, Boggs	144, Niekro	225, McMurtry	145, Perez	132, Bedrosian
ERA*	2.81, Mahler	3.61, Niekro	3.08, McMurtry	3.12, Mahler	3.48, Mahler
Shutouts	3, Niekro	2, tie	3, McMurtry	1, tie	2, Z. Smith
Saves	17, Camp	30, Garber	19, Bedrosian	16, Moore	23, Sutter
Pitching	1986	1987	1988	1989	1990
Games	61, tie	68, Acker	64, Asn'macher	66, Boever	52, Castillo
Starts	39, Mahler	36, Z. Smith	34, tie	30, Lilliquist	34, Smoltz
Wins	14, Mahler	15, Z. Smith	9, Mahler	14, Glavine	14, Smoltz
Losses	18, Mahler	13, Mahler	17, Glavine	14, P. Smith	12, Glavine
Innings	237.2, Mahler	242, Z. Smith	249, Mahler	208.2, Smoltz	231.1, Smoltz
Strikeouts	170, Palmer	130, Z. Smith	131, Mahler	168, Smoltz	170, Smoltz
ERA*	3.65, Palmer	4.09, Z. Smith	3.69, tie	2.94, Smoltz	3.16, Leibbrandt
Shutouts	1, tie	3, Z. Smith	3, P. Smith	4, Glavine	2, 2 tied
Saves	24, Garber	14, Acker	14, Sutter	21, Boever	8, Boever

Bold letters indicate Atlanta record.

*Based upon 162 innings except 1981, 100 innings.

#League leader.

Recent Sweeps



MOST RECENT BRAVES' SWEEPS OF OPPONENTS IN ATLANTA

Team	2 Games	3 Games	4 Games
Chicago	8/24-25/77	5/20-22/86	_____
Cincinnati	9/3-4/90	7/2-4/82	_____
Houston	9/3-4/84	9/22-24/87	_____**
Los Angeles	9/8-9/82	9/16-18/86	_____
Montreal	5/17-18/77	5/5-7/89	_____
New York	4/30-5/1/90	5/8-10/87	_____
Philadelphia	5/3-4/89	7/4-6/88	7/11-14/85
Pittsburgh	7/16-17/67	8/26-28/85	_____
St. Louis	9/20-21/66	8/21-23/87	_____
San Diego	5/29-31/72	6/27-29/86	4/8-11/83
San Francisco	6/16-17/87	5/26-28/80	_____

** Braves swept 5 in a row from Houston, 8/10-13/67

MOST RECENT BRAVES' SWEEPS OF OPPONENTS ON THE ROAD

Team	2 Games	3 Games	4 Games
Chicago	_____	8/19-21/86	8/3-6/67
Cincinnati	4/30-5/1/85	4/12-14/82	_____**
Houston	9/22-23/73	6/25-27/85	_____
Los Angeles	9/7-8/72	6/7-9/82	_____
Montreal	5/2-3/90	6/4-6/76	_____
New York	7/31-8/1/68	8/27-29/82	_____
Philadelphia	5/9-11/89	8/20-22/79	_____
Pittsburgh	_____	8/25-27/80	_____
St. Louis	8/8-9/73	5/20-22/83	_____
San Diego	4/6-7/82	8/4-6/86	5/13-16/74
San Francisco	9/27-28/82	6/4-6/84	_____

** Braves swept 5 in a row from Cincinnati on 5/31-6/3/84.

Recent Sweeps



Recent Sweeps (Continued)

MOST RECENT OPPONENT SWEEPS OF BRAVES IN ATLANTA

Team	2 Games	3 Games	4 Games
Chicago	4/5-6/88	8/20-22/85	_____
Cincinnati	4/15-16/86	4/15-17/85	4/13-16/90
Houston	4/17-18/90	6/23-25/89	_____
Los Angeles	9/17-19/90	6/22-24/84	4/7-10/88
Montreal	5/28,30/90	7/8-10/88	_____
New York	5/1-2/89	8/14-16/79	7/4-7/85
Philadelphia	8/22-23/77	7/21-23/86	7/20-22/73
Pittsburgh	8/26-27/68	5/23-25/89	7/18-21/74
St. Louis	8/28-29/84	8/29-31/88	_____
San Diego	9/4-5/89	8/1-3/89	7/25-27/75
San Francisco	9/6-7/89	6/27-29/88	_____

MOST RECENT OPPONENT SWEEPS OF BRAVES ON THE ROAD

Team	2 Games	3 Games	4 Games
Chicago	5/17-18/83	5/15-17/89	8/19-21/68
Cincinnati	9/28-29/87	9/29-10/1/78	4/9-13/80
Houston	4/17-18/90	9/28-30/90	8/2-5/90
Los Angeles	9/15-17/89	9/12-14/88	7/26-29/90
Montreal	5/2-3/90	4/28-30/89	7/16-19/87
New York	4/24-25/90	5/23-25/80	7/20-23/89
Philadelphia	5/29-30/82	8/29-31/77	_____
Pittsburgh	5/19-20/81	8/22-24/86	9/1-3/78
St. Louis	4/10-11/68	8/28-30/87	8/14-16/89
San Diego	9/10-11/86	9/19-21/80	5/29-31/79
San Francisco	9/14-15/81	9/10-12/90	9/29-31/88

Monthly Records



BRAVES' MONTHLY RECORDS 1966-1990

Year	April W-L	May W-L	June W-L	July W-L	Aug. W-L	Sept./ Oct. W-L	At All-Star W-L	After All-Star W-L	Totals
1966	H 4-4 A 6-4 T 10-8	5-9 5-10 10-19	9-12 5-5 14-17	6-4 8-8 14-12	7-4 8-8 15-12	12-5 10-4 22-9	18-25 23-22 41-47	25-13 19-17 44-30	43-38 42-39 85-77
1967	H 8-2 A 1-5 T 9-7	9-5 4-9 13-14	8-5 7-10 15-15	9-5 6-6 15-11	8-4 7-13 15-17	6-12 4-9 10-21	28-13 14-26 42-39	20-20 15-26 35-46	48-33 29-52 77-85
1968	H 5-4 A 3-6 T 8-10	8-8 9-3 17-11	8-6 6-9 14-15	9-7 7-8 16-15	5-10 8-8 13-18	6-5 7-7 13-12	23-20 20-20 43-40	18-20 20-21 38-41	41-40 40-41 81-81
1969	H 9-1 A 5-6 T 14-7	8-6 6-3 14-9	12-8 4-6 16-14	7-3 9-13 16-16	3-10 10-6 13-16	11-3 9-4 20-7	34-16 22-26 56-42	16-15 21-12 37-27	50-31 43-38 93-69
1970	H 3-6 A 7-5 T 10-11	11-2 6-6 17-8	5-7 5-9 10-16	9-10 4-8 13-18	8-4 7-10 15-14	6-10 5-8 11-19	24-22 18-22 42-44	18-17 16-25 34-42	42-39 34-47 76-86
1971	H 4-9 A 6-2 T 10-11	7-2 5-15 12-17	10-7 6-10 16-17	9-4 10-4 19-8	8-10 5-5 13-15	5-7 7-5 12-12	23-19 21-29 44-48	20-20 18-12 38-32	43-39 39-41 82-80
1972	H 3-6 A 4-2 T 7-8	6-4 5-10 11-14	4-4 9-10 13-14	4-8 11-6 15-14	6-10 5-9 11-19	6-9 7-3 13-12	20-19 22-30 42-49	16-22 12-13 28-35	36-41 34-43 70-84
1973	H 4-5 A 3-8 T 7-13	4-6 1 tie 6-11 10-17 1 tie	10-5 6-10 16-15	7-13 8-4 15-17	8-5 9-3 17-8	7-6 4-9 11-15	25-27 1 tie 20-30 45-57 1 tie	15-13 16-15 31-28	40-40 1 tie 36-45 76-85 1 tie
1974	H 9-6 A 2-6 T 11-12	5-4 10-6 15-10	9-5 7-8 16-13	6-11 6-5 12-16	9-3 10-6 19-9	8-6 7-8 15-14	25-24 25-25 50-49	21-11 17-14 38-25	46-35 42-39 88-74
1975	H 6-4 A 6-8 T 12-12	7-4 3-11 10-15	4-9 7-7 11-16	9-10 5-6 14-16	6-9 6-9 12-18	5-7 3-10 8-17	23-22 17-27 40-49	14-21 13-24 27-45	37-43 30-51 67-94
1976	H 4-3 A 4-6 T 8-9	2-13 6-8 8-21	8-5 10-6 18-11	6-7 6-8 12-15	8-8 5-9 13-17	6-11 5-8 11-19	18-24 22-21 40-45	16-23 14-24 30-47	34-47 36-45 70-92
1977	H 6-6 A 2-6 T 8-12	5-7 4-13 9-20	10-8 1-7 11-15	5-4 4-14 9-18	9-8 2-11 11-19	5-8 8-9 13-17	22-23 12-34 34-57	18-18 9-26 27-44	40-41 21-60 61-101
1978	H 4-7 A 2-7 T 6-14	8-5 4-8 12-13	7-5 6-11 13-16	10-7 7-6 17-13	6-9 5-8 11-17	4-9 6-11 10-20	23-19 14-28 37-47	16-23 16-23 32-45	39-42 30-51 69-93
1979	H 4-7 A 3-6 T 7-13	6-7 5-11 11-18	7-6 6-10 13-16	8-10 4-7 12-17	3-6 7-10 10-16	6-9 7-5 13-14	24-26 15-27 39-53	10-19 17-22 27-41	34-35 32-49 66-94
1980	H 6-4 A 0-7 T 6-11	7-4 4-11 11-15	7-6 8-7 15-14	11-7 3-8 14-15	9-4 10-7 19-11	10-5 6-10 16-15	25-15 12-25 37-40	25-15 19-25 44-40	50-30 31-50 81-80
1981	H 3-6 A 6-4 T 9-10	7-7 6-6 13-13	1-2 2-4 3-6	Strike Strike Strike	4-4 8-5 12-9	7-8 6-10 13-18	11-15 14-14 25-29	11-12 14-15 25-27	22-27 28-29 50-56

Monthly Records; Braves v. N.L., Home



Braves Monthly Records (Continued)

BRAVES' MONTHLY RECORDS 1966-1990

Year	April W-L	May W-L	June W-L	July W-L	Aug. W-L	Sept./ Oct. W-L	At All-Star W-L	After All-Star W-L	Totals
1982	H 8-5	5-7	6-6	10-7	7-7	6-7	25-22	17-17	42-39
	A 8-0	6-8	12-3	6-4	6-11	9-8	26-11	21-23	47-34
	T 16-5	11-15	18-9	16-11	13-18	15-15	51-33	38-40	89-73
1983	H 10-1	8-6	8-6	10-4	3-8	7-9	29-14	17-20	46-34
	A 4-4	8-6	8-7	8-7	9-8	5-8	20-17	22-23	42-40
	T 14-5	16-12	16-13	18-11	12-16	12-17	49-31	39-43	88-74
1984	H 5-8	8-3	7-7	4-8	7-10	7-7	21-10	17-23	38-43
	A 4-4	9-8	10-5	8-8	4-7	7-7	25-21	17-18	42-39
	T 9-12	17-11	17-12	12-16	11-17	14-14	46-41	34-41	80-82
1985	H 3-6	8-8	7-7	6-7	5-9	3-12	23-27	9-22	32-49
	A 6-4	2-8	7-7	5-8	6-8	8-12	16-20	18-27	34-47
	T 9-10	10-16	14-14	11-15	11-17	11-24	39-47	27-49	66-96
1986	H 4-8	8-2	8-6	4-8	7-6	10-10	22-20	19-20	41-40
	A 3-4	10-8	6-8	3-11	8-7	1-11	20-26	11-23	31-49
	T 7-12	18-10	14-14	7-19	15-13	11-20	42-46	30-43	72-89
1987	H 4-5	9-6	7-8	6-8	7-4	9-8	24-25	18-14	42-39
	A 5-7	7-6	4-8	3-9	4-13	4-10	17-21	10-32	27-53
	T 9-12	16-12	11-16	9-17	11-17	13-18	41-46	28-46	69-92
1988	H 1-11	5-6	6-8	5-9	5-9	6-8	15-28	13-23	28-51
	A 3-6	7-8	4-10	4-11	5-10	3-10	15-26	11-29	26-55
	T 4-17	12-14	10-18	9-20	10-19	9-18	30-54	24-52	54-106
1989	H 5-4	8-8	4-9	8-10	3-6	5-9	20-25	13-21	33-46
	A 5-11	4-6-1	6-8	3-6	7-12	5-8	16-26	14-25	30-51
	T 10-15	12-14-1	10-17	11-16	10-18	10-17	36-51	27-46	63-97
1990	H 3-8	7-5	6-7	6-9	7-9	8-6	17-23	20-21	37-44
	A 1-5	6-9	7-8	4-10	4-10	6-11	16-24	12-29	28-53
	T 4-13	13-14	13-15	10-19	11-19	14-17	33-47	32-50	65-97

BRAVES vs. N.L., HOME

Year	Hou. W-L	St. L W-L	Chi. W-L	L.A. W-L	Mtl. W-L	S.F. W-L	N.Y. W-L	S.D. W-L	Pha. W-L	Pit. W-L	Cin. W-L
1966	7-2	5-4	3-6	5-4	—	3-6	7-2	—	5-4	2-7	6-3
1967	8-1	2-7	5-4	7-2	—	5-4	6-3	—	7-2	5-4	3-6
1968	5-4	2-7	6-3	6-3	—	5-4	5-4	—	4-5	2-7	6-3
1969	8-1	3-3	1-5	6-3	3-3	7-2	2-4	7-2	2-4	4-2	7-2
1970	5-4	3-3	5-1	2-7	3-3	4-5	4-2	5-4	5-1	4-2	2-7
1971	4-5	4-2	2-4	5-4	3-3	3-6	4-2	6-3	4-2	3-4	5-4
1972	3-2	4-2	4-2	3-6	2-4	5-4	4-2	3-6	2-4	2-4	4-5
1973	4-5	4-2	3-3	2-6-1	3-3	6-3	2-4	6-3	2-4	5-1	3-6
1974	3-6	5-1	3-3	4-5	5-1	3-6	5-1	8-1	4-2	1-5	5-4
1975	7-2	2-4	3-3	6-3	5-1	4-4	1-5	2-7	4-2	2-4	1-8
1976	3-6	1-5	4-2	5-4	4-2	4-5	3-3	5-4	1-5	2-4	2-7
1977	5-4	1-5	4-2	2-7	5-1	6-3	4-2	8-1	2-4	2-4	1-8
1978	4-5	3-3	4-2	2-7	3-3	6-3	4-2	5-4	4-2	1-5	3-6
1979	6-3	2-4	3-3	6-3	1-3	5-4	1-5	3-6	2-4	2-4	3-6
1980	6-3	3-3	4-2	5-4	4-2	6-2	2-4	9-0	4-2	6-0	1-8
1981	2-4	1-2	1-1	3-2	2-2	2-3	2-1	3-3	2-4	2-1	2-4
1982	5-4	3-3	4-2	3-6	2-4	3-6	4-2	6-3	3-3	2-4	7-2
1983	6-2	3-3	2-4	4-5	3-3	5-4	5-1	5-4	4-2	3-3	6-3
1984	5-4	3-3	2-4	2-7	2-4	5-4	1-5	4-5	3-3	5-1	6-3
1985	2-7	1-5	2-4	3-6	2-4	5-4	1-5	4-5	6-0	4-2	2-7
1986	3-6	4-2	5-1	6-3	2-4	4-5	3-3	7-2	1-5	3-3	3-6
1987	7-2	1-5	4-2	3-6	2-4	4-5	4-2	4-5	5-1	4-2	4-5
1988	3-6	1-5	2-4	2-7	2-4	3-6	1-5	5-4	4-2	3-1	2-7
1989	4-5	2-4	4-2	2-5	4-2	3-6	2-4	2-7	4-2	2-4	4-5
1990	5-4	4-2	4-2	4-5	1-5	3-6	3-3	3-6	2-4	4-2	4-5
Tot.	120-97	67-89	84-71	98-120	63-65	109-110	80-76	110-85	86-73	75-80	92-130

Braves vs. N.L., Road



Braves vs. N.L. (Continued)

BRAVES vs. N.L., ROAD

Year	Hou. W-L	St. L W-L	Chi. W-L	L.A. W-L	Mtl. W-L	S.F. W-L	N.Y. W-L	S.D. W-L	Pha. W-L	Pit. W-L	Cin. W-L
1966	7-2	2-7	4-5	2-7	—	5-4	7-2	—	6-3	5-4	4-5
1967	3-6	4-5	6-3	1-8	—	5-4	2-7	—	3-6	3-6	2-7
1968	6-3	3-6	2-7	3-6	—	4-5	7-2	—	7-2	4-5	4-5
1969	7-2	3-3	2-4	3-6	5-1	2-7	2-4	6-3	4-2	4-2	5-4
1970	4-5	4-2	3-3	4-5	3-3	3-6	2-4	4-5	2-4	2-4	3-6
1971	5-4	2-4	3-3	4-5	4-2	4-5	3-3	5-4	4-2	1-4	4-5
1972	4-5	2-4	1-5	4-2	2-4	2-7	3-3	3-5	4-2	4-2	5-4
1973	7-2	2-4	4-2	0-9	3-3	2-7	4-2	6-3	4-2	2-4	2-7
1974	3-6	4-2	1-5	4-5	4-2	5-4	3-3	9-0	4-2	3-3	2-7
1975	5-4	1-5	2-4	2-7	3-3	4-5	3-3	5-4	1-5	2-4	2-7
1976	4-5	3-3	2-4	3-6	4-2	5-4	1-5	5-4	4-2	1-5	4-5
1977	4-5	0-6	1-5	3-6	1-5	2-7	3-3	3-6	0-6	1-5	3-6
1978	4-5	2-4	1-5	3-6	2-4	5-4	2-4	3-6	4-2	1-5	3-6
1979	1-8	2-4	1-5	6-3	0-6	6-3	3-3	3-6	5-1	2-4	3-6
1980	1-8	3-3	4-2	6-3	1-5	5-4	1-5	3-6	1-5	5-1	1-8
1981	2-4	3-1	2-1	4-5	1-5	3-4	1-2	6-3	2-1	0-2	4-1
1982	5-4	4-2	4-2	4-5	3-3	5-4	5-1	5-4	3-3	2-4	7-2
1983	5-5	4-2	3-3	3-6	4-2	4-5	3-3	4-5	3-3	3-3	6-3
1984	7-2	2-4	1-5	4-5	3-3	5-4	3-3	3-6	4-2	3-3	7-2
1985	6-3	2-4	3-3	2-7	1-5	5-4	1-5	3-6	4-2	2-4	5-4
1986	2-7	2-4	4-2	4-5	2-3	3-6	1-5	5-4	3-3	2-4	3-6
1987	1-8	2-4	2-3	3-6	1-5	4-5	3-3	2-7	2-4	3-3	4-5
1988	2-7	2-4	3-3	2-7	2-4	2-7	3-3	3-6	2-4	2-4	3-6
1989	4-5	1-5	1-5	4-5	2-4	3-6	0-6	5-4	4-2	2-4	4-5
1990	0-9	3-3	2-4	2-7	5-1	2-7	1-5	5-4	3-3	1-5	4-5
Totals	99-124	62-95	62-93	80-142	56-75	95-128	67-89	96-101	83-73	60-94	94-127

BRAVES vs. N.L., TOTALS

Year	Hou. W-L	St. L W-L	Chi. W-L	L.A. W-L	Mtl. W-L	S.F. W-L	N.Y. W-L	S.D. W-L	Pha. W-L	Pit. W-L	Cin. W-L
1966	14-4	7-11	7-11	7-11	—	8-10	14-4	—	11-7	7-11	10-8
1967	11-7	6-12	11-7	8-10	—	10-8	8-10	—	10-8	8-10	5-13
1968	11-7	5-13	8-10	9-9	—	9-9	12-6	—	11-7	6-12	10-8
1969	15-3	6-6	3-9	9-9	8-4	9-9	4-8	13-5	6-6	8-4	12-6
1970	9-9	7-5	8-4	6-12	6-6	7-11	6-6	9-9	7-5	6-6	5-13
1971	9-9	6-6	5-7	9-9	7-5	7-11	7-5	11-7	8-4	4-8	9-9
1972	7-7	6-6	5-7	7-8	4-8	7-11	7-5	6-11	6-6	6-6	9-9
1973	11-7	6-6	7-5	2-15-1	6-6	8-10	6-6	12-6	6-6	7-5	5-13
1974	6-12	9-3	4-8	8-10	9-3	8-10	8-4	17-1	8-4	4-8	7-11
1975	12-6	3-9	5-7	8-10	8-4	8-9	4-8	7-11	5-7	4-8	3-15
1976	7-11	4-8	6-7	8-10	8-4	9-9	4-8	10-8	5-7	3-9	6-12
1977	9-9	1-11	5-7	5-13	6-7	8-10	7-5	11-7	2-10	3-9	4-14
1978	8-10	5-7	5-7	5-13	5-7	11-7	6-6	8-10	8-4	2-10	6-12
1979	7-11	4-8	4-8	12-6	1-9	11-7	4-8	6-12	7-5	4-8	6-12
1980	7-11	6-6	8-4	11-7	5-7	11-6	3-9	12-6	5-7	11-1	2-16
1981	4-8	4-3	3-2	7-7	3-7	5-7	3-3	9-6	4-5	2-3	6-5
1982	10-8	7-5	8-4	7-11	5-7	8-10	9-3	11-7	6-6	4-8	14-4
1983	11-7	7-5	5-7	7-11	7-5	9-9	8-4	9-9	6-6	6-6	12-6
1984	12-6	5-7	3-9	6-12	5-7	10-8	4-8	7-11	7-5	8-4	13-5
1985	8-10	3-9	5-7	5-13	3-9	10-8	2-10	7-11	10-2	6-6	7-11
1986	5-13	6-6	9-3	10-8	4-7	7-11	4-8	12-6	4-8	5-7	6-12
1987	8-10	3-9	6-5	6-12	3-9	8-10	7-5	6-12	7-5	7-5	8-10
1988	5-13	3-9	5-7	4-14	4-8	5-13	4-8	8-10	6-6	5-5	5-13
1989	8-10	3-9	5-7	6-10	6-6	6-12	2-10	7-11	8-4	4-8	8-10
1990	5-13	7-5	6-6	6-12	6-6	5-12	4-8	8-10	5-7	5-7	8-10
Totals	219-221	129-184	146-164	178-262-1	119-140	204-237	147-165	206-186	169-146	135-174	186-257

Braves v. N.L., Totals; Best Record By Game



Braves vs. N.L. (Continued)

BRAVES WON-LOST vs. N.L., 1966-1990

Western Division			Eastern Division		
Team	Won-Lost	Pct.	Team	Won-Lost	Pct.
Cincinnati	186-257	.420	Chicago	146-164	.471
Houston	219-221	.498	Montreal	119-140	.459
Los Angeles	178-262	.405	New York	147-165	.471
San Diego	206-186	.526	Philadelphia	169-146	.537
San Francisco	204-237	.463	Pittsburgh	135-174	.437
Totals	993-1163	.461	Totals	845-973	.465

BRAVES BEST RECORD BY GAME

Game No.	Record	Year	Game No.	Record	Year	Game No.	Record	Year
10	10-0	1982	52	34-18	1983	94	58-36	1983
11	11-0	1982	53	35-18	1983	95	58-37	1982, '83
12	12-0	1982	54	35-19	1983	96	59-37	1982, '83
13	13-0	1982	55	35-20	1983	97	60-37	1982, '83
14	13-1	1982	56	35-21	1982, '83	98	61-37	1982, '83
15	13-2	1982	57	36-21	1983	99	61-38	1982, '83
16	13-3	1982, '83	58	36-22	1982, '83	100	61-39	1982, '83
17	13-4	1982, '83	59	37-22	1983	101	62-39	1983
18	13-5	1982, '83	60	37-23	1982, '83	102	63-39	1983
19	14-5	1982, '83	61	38-23	1982	103	63-40	1983
20	15-5	1982, '83	62	39-23	1982	104	64-40	1983
21	16-5	1982, '83	63	39-24	1982	105	64-41	1983
22	16-6	1982, '83	64	39-25	1982	106	65-41	1983
23	17-6	1982, '83	65	40-25	1982	107	65-42	1983
24	18-6	1982	66	40-26	1982	108	66-42	1983
25	18-7	1982, '83	67	41-26	1982	109	67-42	1983
26	19-7	1982, '83	68	41-27	1982	110	67-43	1983
27	19-8	1982, '83	69	42-27	1982	111	67-44	1983
28	20-8	1983	70	42-28	1982	112	68-44	1983
29	20-9	1969, '82, '83	71	43-28	1982	113	69-44	1983
30	21-9	1969, '82	72	43-29	1982, '83	114	69-45	1983
31	21-10	1969	73	44-29	1982, '83	115	70-45	1983
32	22-10	1969	74	45-29	1982	116	70-46	1983
33	23-10	1969	75	46-29	1982	117	71-46	1983
34	24-10	1969	76	47-29	1982	118	71-47	1983
35	24-11	1969	77	48-29	1982	119	71-48	1983
36	25-11	1969	78	49-29	1982	120	71-49	1983
37	25-12	1969	79	49-30	1982	121	71-50	1983
38	25-13	1969, '82, '83	80	50-30	1982	122	72-50	1983
39	26-13	1969, '82, '83	81	50-31	1982, '83	123	73-50	1983
40	27-13	1969	82	51-31	1982, '83	124	74-50	1983
41	28-13	1969	83	51-32	1982, '83	125	74-51	1983
42	28-14	1969	84	52-32	1983	126	75-51	1983
43	28-15	1969	85	52-33	1982, '83	127	75-52	1983
44	28-16	1969, '83	86	52-34	1982, '83	128	75-53	1983
45	29-16	1983	87	53-34	1982, '83	129	75-54	1983
46	29-17	1969, '83	88	54-34	1982, '83	130	76-54	1983
47	30-17	1983	89	55-34	1982, '83	131	76-55	1983
48	31-17	1983	90	56-34	1982, '83	132	76-56	1983
49	32-17	1983	91	56-35	1982, '83	133	76-57	1983
50	33-17	1983	92	57-35	1983	134	76-58	1982, '83
51	34-17	1983	93	58-35	1983	135	76-59	1982, '83

Worst Record By Game



Best Record By Game (Continued)

Game No.	Record	Year	Game No.	Record	Year	Game No.	Record	Year
136	76-60	1982, '83	145	80-65	1969, '82, '83	154	86-68	1969
137	77-60	1983	146	81-65	1969, '83	155	87-68	1969
138	78-60	1983	147	82-65	1969	156	88-68	1969
139	78-61	1983	148	82-66	1969	157	89-68	1969
140	79-61	1983	149	82-67	1969, '82, '83	158	90-68	1969
141	79-62	1982, '83	150	83-67	1969	159	91-68	1969
142	80-62	1983	151	83-68	1969	160	92-68	1969
143	80-63	1982, '83	152	84-68	1969	161	93-68	1969
144	80-64	1982, '83	153	85-68	1969	162	93-69	1969

BRAVES' WORST RECORD BY GAME

Game No.	Record	Year	Game No.	Record	Year	Game No.	Record	Year
10	0-10	1988	61	21-40	1988	112	38-74	1988
11	1-10	1988	62	22-40	1979, '88	113	38-75	1988
12	2-10	1988	63	22-41	1979	114	39-75	1988
13	2-11	1988	64	23-41	1977, '79, '88	115	40-75	1988
14	2-12	1988	65	23-42	1977, '88	116	40-76	1988
15	2-13	1988	66	23-43	1977, '88	117	40-77	1988
16	3-13	1988	67	23-44	1977, '88	118	41-77	1988
17	3-14	1988	68	24-44	1977, '88	119	41-78	1988
18	3-15	1988	69	25-44	1977, '88	120	41-79	1988
19	3-16	1988	70	26-44	1977, '88	121	41-80	1988
20	4-16	1988	71	26-45	1988	122	41-81	1988
21	5-16	1988	72	26-46	1988	123	42-81	1988
22	5-17	1988	73	26-47	1988	124	43-81	1977, '88
23	6-17	1988	74	26-48	1988	125	43-82	1988
24	6-18	1988	75	26-49	1988	126	43-83	1988
25	6-19	1988	76	26-50	1988	127	43-84	1988
26	7-19	1988	77	27-50	1988	128	44-84	1988
27	7-20	1988	78	27-51	1988	129	44-85	1988
28	8-20	1977, '88	79	28-51	1988	130	45-85	1988
29	8-21	1977, '88	80	29-51	1988	131	45-86	1988
30	8-22	1977	81	30-51	1977, '88	132	45-87	1988
31	9-22	1977, '88	82	30-52	1977, '88	133	45-88	1988
32	9-23	1977	83	30-53	1977, '88	134	46-88	1988
33	9-24	1977	84	30-54	1977, '88	135	46-89	1988
34	10-24	1977, '88	85	30-55	1977, '88	136	47-89	1988
35	11-24	1977, '88	86	31-55	1977, '88	137	48-89	1988
36	11-25	1988	87	31-56	1988	138	48-90	1988
37	11-26	1988	88	31-57	1988	139	49-90	1988
38	11-27	1988	89	32-57	1988	140	49-91	1988
39	12-27	1988	90	32-58	1988	141	49-92	1988
40	13-27	1988	91	32-59	1988	142	49-93	1988
41	13-28	1988	92	32-60	1988	143	49-94	1988
42	14-28	1988	93	32-61	1988	144	49-95	1988
43	14-29	1988	94	32-62	1988	145	49-96	1988
44	15-29	1988	95	33-62	1988	146	50-96	1988
45	15-30	1988	96	34-62	1988	147	51-96	1988
46	15-31	1988	97	34-63	1977, '88	148	52-96	1988
47	16-31	1988	98	35-63	1977, '88	149	52-97	1988
48	17-31	1977, '88	99	35-64	1977, '88	150	52-98	1988
49	17-32	1977, '88	100	35-65	1988	151	52-99	1988
50	17-33	1977, '88	101	35-66	1988	152	52-100	1988
51	18-33	1973, '77, '88	102	35-67	1988	153	52-101	1988
52	18-34	1988	103	35-68	1988	154	52-102	1988
53	19-34	1979, '88	104	35-69	1988	155	52-103	1988
54	19-35	1988	105	35-70	1988	156	53-103	1988
55	20-35	1977, '79, '88	106	35-71	1988	157	53-104	1988
56	20-36	1977, '88	107	36-71	1988	158	53-105	1988
57	20-37	1988	108	37-71	1988	159	54-105	1988
58	20-38	1988	109	38-71	1988	160	54-106	1988
59	20-39	1988	110	38-72	1988	161	60-101	1977
60	20-40	1988	111	38-73	1988	162	61-101	1977

Doubleheaders



DOUBLEHEADER TOTALS 1966-1990

Year	Home W-L-S	Road W-L-S	Totals W-L-S
1966	3-2-2	0-1-2	3-3-4
1967	0-0-1	1-3-4	1-3-5
1968	0-0-1	3-2-4	3-2-5
1969	4-0-3	1-3-3	5-3-6
1970	4-1-2	0-3-4	4-4-6
1971	2-1-3	0-3-2	2-4-5
1972	1-1-7*	1-1-4	2-2-11
1973	0-4-9	0-3-1	0-7-10
1974	2-0-4	0-3-3	2-3-7
1975	2-2-3	1-1-2	3-3-5
1976	3-3-4	0-1-5	3-4-9
1977	1-0-0	0-3-2	1-3-2
1978	1-1-4	0-1-3	1-2-7
1979	1-2-1	0-3-2	1-5-3
1980	2-0-1	0-1-2	2-1-3
1981	0-0-1	0-1-0	0-1-1
1982	1-2-0	0-0-2	1-2-2
1983	1-0-2	1-1-2	2-1-4
1984	0-0-2	2-2-0	2-2-2
1985	0-2-0	0-0-2	0-2-2
1986	1-0-0	0-1-0	1-1-0
1987	0-1-0	0-0-1	0-1-1
1988	1-0-2	0-2-2	1-2-4
1989	1-1-0	0-1-3	1-2-3
1990	1-1-3	1-2-0	2-3-3

*Braves won first game and tied 2nd of doubleheader, July 4 vs. Chicago.

DOUBLEHEADERS VS. OPPONENTS 1966-1990

Team	Home W-L-S	Road W-L-S	Totals W-L-S
Chicago	3-0-4	0-3-6	3-3-10
Cincinnati	3-3-8	3-7-4	6-10-12
Houston	8-3-4	0-5-4	8-8-8
Los Angeles	1-4-3	1-3-2	2-7-5
Montreal	2-1-9	2-0-3	4-1-12
New York	3-2-5	1-2-3	4-4-8
Philadelphia	1-3-4	2-2-7	3-5-11
Pittsburgh	2-1-1	0-6-4	2-7-5
St. Louis	1-2-1	0-2-2	1-4-3
San Diego	5-4-5	1-3-12	6-7-17
San Francisco	3-1-11	1-9-8	4-10-19
Totals	32-24-55	11-42-52	43-66-110

Atlanta Grand Slams



ATLANTA GRAND SLAMS 1966-1990

Date	Player	Opponent / Game Site / Inning
June 8, 1966	H. Aaron	vs. Fisher (N.Y.) / New York / 3rd
June 12, 1966	Mathews	vs. Cardwell (Pitt.) / Pittsburgh / 2nd
July 3, 1966	Cloninger	vs. Priddy (S.F.) / San Francisco / 1st
July 3, 1967	Cloninger	vs. Sadecki (S.F.) / San Francisco / 4th
July 19, 1966	Torre	vs. Stallard (St. L.) / St. Louis / 1st
June 14, 1967	Boyer	vs. Jackson (Pha.) / Philadelphia / 4th
June 21, 1967	Uecker	vs. Herbel (S.F.) / San Francisco / 3rd
June 27, 1967	H. Aaron	vs. Blasingame (Hou.) / Atlanta / 3rd
July 17, 1967	Alou	vs. Veale (Pitt.) / Atlanta / 6th
August 29, 1967	Boyer	vs. Face (Pitt.) / Atlanta / 8th
April 8, 1969	Millan	vs. Perry (S.F.) / Atlanta / 6th
June 24, 1969	Tillman	vs. Mikkelsen (L.A.) / Atlanta / 3rd
July 18, 1969	Gonzales	vs. Santorini (S.D.) / Atlanta / 4th
August 28, 1969	H. Aaron	vs. Dal Canton (Pitt.) / Pittsburgh / 7th
Sept. 26, 1969	Cepeda	vs. J. Niekro (S.D.) / Atlanta / 3rd
April 10, 1970	H. Aaron	vs. Griffin (Hou.) / Houston / 3rd
April 23, 1970	Cepeda	vs. Hartenstein (Pitt.) / Pittsburgh / 8th
April 30, 1970	Carty	vs. Jenkins (Chi.) / Atlanta / 1st
July 26, 1970	Cepeda	vs. Hands (Chi.) / Chicago / 1G, 5th
August 14, 1970	King	vs. McGraw (N.Y.) / Atlanta / 1G, 7th
Sept. 2, 1970	King	vs. Sutton (L.A.) Atlanta / 1st
May 9, 1971	Cepeda	vs. Robertson (S.F.) / San Francisco / 3rd
June 20, 1971	Williams	vs. Simpson (Cin.) / Cincinnati / 6th
June 10, 1972	H. Aaron	vs. Twitchell (Pha.) / Philadelphia / 6th
Sept. 1, 1972	Evans	vs. Scarce (Pha.) / Atlanta / 4th
May 8, 1973	Johnson	vs. Hennigan (N.Y.) / New York / 7th
June 13, 1973	Evans	vs. Hernandez (Pitt.) / Atlanta / 4th
June 24, 1973	Garr	vs. Arlin (S.D.) / San Diego / 8th
August 26, 1973	Johnson	vs. Ellis (Pitt.) / Atlanta / 4th
April 26, 1974	H. Aaron	vs. Burris (Chi.) / Atlanta / 7th
June 4, 1974	H. Aaron	vs. Watt (Pha.) / Philadelphia / 7th
June 8, 1974	Lum	vs. Rogers (Mtl.) / Atlanta / 4th
July 13, 1974	Correll	vs. Moffitt (S.F.) / Atlanta / 7th
Sept. 12, 1974	Evans	vs. T. Carroll (Cin.) / Cincinnati / 1G, 2nd
Sept. 13, 1974	Lum	vs. Jones (S.D.) / San Diego / 1st
May 20, 1975	Correll	vs. Montague (Mtl.) / Atlanta / 8th
June 17, 1975	May	vs. Nolan (Cin.) / Cincinnati / 6th
June 22, 1976	Paciorek	vs. Cosgrove (Hou.) / Atlanta / 3rd
April 12, 1977	Burroughs	vs. Rhoden (L.A.) Los Angeles / 3rd
May 15, 1977	Mathews	vs. Schultz (St. L.) / Atlanta / 6th
May 17, 1977	Pocoroba	vs. Atkinson (Mtl.) / Atlanta / 9th
June 4, 1977	Burroughs	vs. Curtis (S.F.) / Atlanta / 1st
June 5, 1977	Bonnell	vs. Moffitt (S. F.) / Atlanta / 7th
August 12, 1977	Gilbreath	vs. Sutton (L.A.) / Los Angeles / 9th
August 25, 1977	Moore	vs. Bonham (Chi.) / Atlanta / 1st
June 5, 1978	Murphy	vs. Tekulve (Pitt.) / Pittsburgh / 9th
June 7, 1978	Pocoroba	vs. Falcone (St. L.) / St. Louis / 1st
July 2, 1978	Murphy	vs. Blue (S.F.) / Atlanta / 5th
Sept. 5, 1978	Gilbreath	vs. Rasmussen (S.D.) / Atlanta / 6th

Atlanta Grand Slams



Braves Grand Slams (Continued)

Date	Player	Opponent / Game Site / Inning
May 9, 1979	Matthews	vs. Whitson (S.F.) / Atlanta / 5th
July 13, 1979	Burroughs	vs. Rooker (Pitt.) / Atlanta / 2nd
August 17, 1980	Murphy	vs. Ripley (S.F.) / San Francisco / 1st
August 25, 1981	Benedict	vs. Davis (Pha.) / Philadelphia / 1st
August 31, 1981	Hubbard	vs. Ruthven (Pha.) / Philadelphia / 1st
August 1, 1982	Chambliss	vs. Beckwith (L.A.) / Atlanta / 1st
Sept. 9, 1982	Benedict	vs. Valenzuela (L.A.) / Atlanta / 6th
June 2, 1983	Chambliss	vs. Kaat (St. L.) / Atlanta / 8th
June 20, 1983	Hubbard	vs. LaCorte (Hou.) / Houston / 5th
June 19, 1984	Komminsk	vs. Cornell (S.F.) / Atlanta / 3rd
May 27, 1986	Harper	vs. Walk (Pitt.) / Pittsburgh / 12th
June 3, 1986	Simmons	vs. Guante (Pitt.) / Atlanta / 6th
August 14, 1986	Griffey	vs. Lefferts (S.D.) / Atlanta / 8th
Sept. 6, 1986	Horner	vs. Fansler (Pitt.) / Atlanta / 4th
May 2, 1987	Nettles	vs. Lopez (Hou.) / Atlanta / 6th
May 2, 1987	James	vs. Solano (Hou.) / Atlanta / 7th
July 9, 1987	Murphy	vs. Bair (Pha.) / Atlanta / 6th
May 2, 1990	Thomas	vs. Smith (Mtl.) / Montreal / 3rd
June 12, 1990	Olson	vs. Browning (Cin.) / Cin. / 2nd, 1st G
Sept. 25, 1990	Justice	vs. Charlton (Cin.) / Cin. / 5th

GRAND SLAMS AGAINST ATLANTA 1966-1990

Date	Player / Team	Off of / Game Site / Inning
Sept. 5, 1966	Mazeroski / Pitt.	P. Niekro / Pittsburgh / 6th
April 22, 1967	McCovey / S.F.	Hernandez / San Francisco / 8th
Sept. 10, 1967	Rojas / Pha.	Upshaw / Philadelphia / 7th
May 14, 1969	C. Jones / N.Y.	Stone / New York / 8th
June 8, 1969	J. May / Pitt.	Doyle / Atlanta / 7th
July 15, 1969	L. May / Cin.	Britton / Cincinnati / 1st
July 26, 1969	M. Jones / Mtl.	Jarvis / Montreal / 6th
April 14, 1970	Henderson / S.F.	Pappas / Atlanta / 9th
June 6, 1970	Staub / Mtl.	Kline / Atlanta / 8th
June 18, 1970	Fairly / Mtl.	Jaster / Montreal / 8th
August 5, 1970	W. Davis / L.A.	Cardwell / Los Angeles / 5th
August 7, 1971	Boswell / N.Y.	Reed / Atlanta / 2nd
August 18, 1971	Callison / Chi.	P. Niekro / Atlanta / 8th
August 1, 1972	Colbert / S.D.	Jarvis / Atlanta / 2nd
Sept. 12, 1972	Bench / Cin.	Freeman / Atlanta / 1st
July 4, 1973	L. May / Hou.	Frisella / Atlanta / 2nd G, 8th
July 13, 1973	Bailey / Mtl.	P. Niekro / Atlanta / 1st G, 6th
August 21, 1973	Wise / St. L.	Harrison / Atlanta / 3rd
April 12, 1974	Rettenmund / Cin.	Aker / Atlanta / 7th
Sept. 12, 1974	Geronimo / Cin.	Reed / Cincinnati / 1st G, 2nd
Sept. 12, 1974	Bench / Cin.	Krause / Cincinnati / 2nd G, 4th
June 13, 1975	Oliver / Pitt.	Beard / Atlanta / 4th
August 23, 1975	Simmons / St. L.	P. Niekro / St. Louis / 5th
April 24, 1976	Luzinski / Pha.	Messersmith / Philadelphia / 3rd

Atlanta Grand Slams



Braves Grand Slams (Continued)

Date	Player / Team	Off of / Game Site / Inning
June 18, 1976	Madlock / Chi.	Leon / Atlanta / 7th
April 18, 1977	Tenace / S.D.	Johnson / Atlanta / 5th
April 24, 1977	Cey / L.A.	Camp / Atlanta / 8th
June 11, 1977	Luzinski / Pha.	J. McLaughlin / Atlanta / 1st
July 6, 1977	Concepcion / Cin.	Kline / Atlanta / 8th
July 30, 1977	Robinson / Pitt.	Campbell / Atlanta / 8th
August 15, 1977	Howe / Hou.	Capra / Atlanta / 1st
June 30, 1978	Ivie / Hou.	Campbell / Atlanta / 6th
July 6, 1978	Lopes / L.A.	Skok / Los Angeles / 11th
July 19, 1978	Cromartie / Mtl.	Garber / Montreal / 9th
August 25, 1978	Hendrick / S.D.	McWilliams / Atlanta / 3rd
Oct. 1, 1978	Bench / Cin.	M. Mahler / Cincinnati / 3rd
April 11, 1979	Concepcion / Cin.	Devine / Atlanta / 5th
May 9, 1979	Milner / Pitt.	Garber / Atlanta / 9th
June 25, 1980	Knight / Cin.	Matula / Cincinnati / 1st
July 21, 1980	Carter / Mtl.	Matula / Atlanta / 1st
August 14, 1980	Clark / S.F.	McWilliams / San Francisco / 1st
April 27, 1982	Pena / Pitt.	Alvarez / Atlanta / 5th
May 4, 1982	Easler / Pitt.	Cowley / Pittsburgh / 3rd
June 19, 1982	Davis / S.F.	Bedrosian / Atlanta / 9th
July 20, 1982	McGee / St. L.	Dayley / St. Louis / 1st
August 29, 1983	Hall / Chi.	P. Niekro / Atlanta / 5th
Sept. 3, 1983	Easler / Pitt.	Bedrosian / Atlanta / 7th
Sept. 14, 1983	Esasky / Cin.	Bedrosian / Cincinnati / 7th
May 15, 1984	Andujar / St. L.	Dedmon / St. Louis / 8th
May 18, 1984	Pena / Pitt.	Garber / Pittsburgh / 8th
June 6, 1984	Brenly / S.F.	Falcone / San Francisco / 3rd
August 5, 1984	Leonard / S.F.	Moore / Atlanta / 9th
May 7, 1985	Carter / N.Y.	Sutter / New York / 8th
May 25, 1985	Almon / Pitt.	Perez / Atlanta / 4th
July 20, 1985	Strawberry / N.Y.	Bedrosian / New York / 1st
August 3, 1985	Brown / S.F.	Mahler / Atlanta / 3rd
Sept. 6, 1985	Cedeno / St. L.	Garber / St. Louis / 6th
Sept. 10, 1985	Brock / L.A.	Shields / Atlanta / 7th
Sept. 19, 1985	Parker / Cin.	Sutter / Atlanta / 9th
April 12, 1986	Reynolds / Hou.	Mahler / Houston / 6th
July 11, 1986	Carter / N.Y.	Palmer / New York / 2nd
Sept. 12, 1986	Thompson / S.F.	Acker / San Francisco / 4th
Sept. 24, 1987	McGriff / Cin.	Clary / Atlanta / 4th
Sept. 27, 1987	Maldonado / S.F.	Clary / Atlanta / 4th
April 26, 1988	Hernandez / N.Y.	Acker / Atlanta / 4th
Sept. 11, 1988	Wynne / S.D.	Puleo / San Diego / 2nd
June 11, 1989	Doran / Hou.	Puleo / Houston / 2nd
June 27, 1989	Benzinger / Cin.	Clary / Cincinnati / 7th
August 8, 1989	Scioscia / L.A.	Smoltz / Los Angeles / 2nd
Sept. 4, 1989	J. Clark / S.D.	Eichhorn / Atlanta / 7th
Sept. 20, 1989	Bass / Hou.	Eichhorn / Atlanta / 7th
April 27, 1990	Martinez / Pha.	Luecken / Atlanta / 8th
May 18, 1990	Bonilla / Pitt.	Castillo / Atlanta / 4th
July 15, 1990	Wallach / Mtl.	Avery / Atlanta / 3th

Atlanta Grand Slams; Atlanta Pinch-Hit Homers



Braves Grand Slams (Continued)

GRAND SLAMS BY CURRENT BRAVES

Player	No.	Most Recent Slam / Pitcher / Team
Esasky	6	April 28, 1989, Kevin Brown, Texas
Justice	1	Sept. 25, 1990, Norm Charlton, Cin.
Olson	1	June 12, 1990, Tom Browning, Cin.
L. Smith	2	August 31, 1984, Nolan Ryan, Houston
Thomas	1	May 2, 1990, Zane Smith, Montreal
Pendleton	2	June 9, 1985, Joe Sambito, New York

GRAND SLAMS ALLOWED BY CURRENT BRAVES

Player	No.	Most Recent Slam / Player / Team
Avery	1	July 15, 1990, Tim Wallach, Montreal
Castillo	1	May 18, 1990, Bobby Bonilla, Pittsburgh
Leibrandt	1	May 11, 1986, Rick Dempsey, Baltimore
Smoltz	1	August 8, 1989, Mike Scioscia, Los Angeles
Parrett	2	September 3, 1989, Benito Santiago, S.D.

PINCH-HIT HOME RUNS BY ATLANTA

Date	Player	Vs. / Game Site / Inning / Men On
May 21, 1966	Aaron	vs. Chicago / Atlanta / 7th / None On
June 15, 1966	Geiger	vs. New York / Atlanta / 7th / None On
May 12, 1967	de la Hoz	vs. Pittsburgh / Pittsburgh / 8th / None On
June 17, 1967	de la Hoz	vs. Houston / Houston / 9th / 1 On
August 11, 1967	Alou	vs. Houston / Atlanta / 13th / None On
Sept. 17, 1967	Lau	vs. Chicago / Atlanta / 7th / 1 On
June 26, 1968	Lum	vs. Philadelphia / Atlanta / 7th / 1 On
May 16, 1969	Carty	vs. Montreal / Montreal / 6th / 2 On
Oct. 2, 1969	Aspromonte	vs. Cincinnati / Atlanta / 3rd / None On
July 10, 1970	Hall	vs. Cincinnati / Atlanta / 2G, 9th / None On
May 8, 1971	Boyer	vs. San Francisco / San Francisco / 8th / 1 On
August 17, 1971	Versalles	vs. Chicago / Atlanta / 8th / None On
May 28, 1972	Lum	vs. San Francisco / Atlanta / 8th / None On
June 17, 1972	Breazeale	vs. Montreal / Atlanta / 9th / 1 On
August 3, 1972	Breazeale	vs. San Diego / Atlanta / 8th / 1 On
August 11, 1972	Breazeale	vs. Cincinnati / Atlanta / 8th / 2 On
May 13, 1973	Aaron	vs. San Diego / Atlanta / 9th / 1 On
June 17, 1973	Johnson	vs. Chicago / Atlanta / 2nd G, 7th / 2 On
July 9, 1973	Casanova	vs. Philadelphia / Philadelphia / 9th / 1 On
May 21, 1974	Miller	vs. San Francisco / S. F. / 8th / None On
July 20, 1974	Murrell	vs. Pittsburgh / Atlanta / 8th / None On
May 2, 1975	Gaston	vs. Cincinnati / Cincinnati / 7th / 2 On
July 28, 1975	Gilbreath	vs. Houston / Houston / 7th / None On
Aug. 10, 1975	Lum	vs. Chicago / Atlanta / 8th / None On
Aug. 19, 1975	May	vs. Philadelphia / Atlanta / 9th / 1 On

Atlanta Grand Slams; Atlanta Pinch-Hit Homers



Braves Pinch-Hit Home Runs (Continued)

Date	Player	Vs. / Game Site / Inning / Men On
Aug. 31, 1975	May	vs. Chicago / Chi. / 2nd G, 7th / None On
Sept. 17, 1975	Perez	vs. San Francisco / S.F. / 6th / None On
May 9, 1976	Gaston	vs. Pittsburgh / Pittsburgh / 7th / 1 On
May 12, 1976	Wynn	vs. New York / Atlanta / 9th / 2 On
June 26, 1976	Henderson	vs. San Diego / San Diego / 8th / 2 On
Sept. 6, 1976	Wynn	vs. San Francisco / S. F. / 8th / None On
Sept. 16, 1976	Wynn	vs. Houston / Atlanta / 8th / None On
May 17, 1977	Pocoroba	vs. Montreal / Atlanta / 9th / 3 On
June 15, 1977	Gaston	vs. New York / Atlanta / 5th / 1 On
June 24, 1977	Correll	vs. San Diego / Atlanta / 10th / 1 On
July 6, 1977	Gaston	vs. Cincinnati / Atlanta / 4th / 1 On
July 24, 1977	Nolan	vs. Pittsburgh / Pittsburgh / 7th / None On
Aug. 10, 1977	Nolan	vs. San Diego / San Diego / 8th / None On
Sept. 18, 1977	Asselstine	vs. Los Angeles / Los Angeles / 5th / 1 On
Sept. 24, 1977	Chaney	vs. Cincinnati / Atlanta / 5th / None On
Aug. 26, 1978	Beall	vs. New York / New York / 9th / 1 On
Sept. 1, 1978	Murphy	vs. Pittsburgh / Pittsburgh / 1st G, 7th / 2 On
Sept. 2, 1978	Office	vs. Pittsburgh / Pittsburgh / 7th / None On
April 14, 1979	Office	vs. Los Angeles / Los Angeles / 8th / 1 On
May 19, 1979	Spikes	vs. San Francisco / Atlanta / 9th / None On
May 27, 1979	Spikes	vs. San Francisco / S.F. / 6th / 2 On
July 21, 1979	Lum	vs. Chicago / Chicago / 8th / None On
Sept 4, 1979	Lum	vs. Cincinnati / Atlanta / 5th / None On
Sept. 5, 1979	Lum	vs. Los Angeles / Atlanta / 8th / 1 On
April 30, 1980	Matthews	vs. San Diego / San Diego / 8th / None On
July 21, 1980	Pocoroba	vs. Montreal / Atlanta / 5th / None On
Aug. 12, 1980	Burroughs	vs. Los Angeles / Los Angeles / 9th / 2 On
Aug. 28, 1980	Pocoroba	vs. St. Louis / St. Louis / 6th / None On
Aug. 30, 1980	Burroughs	vs. St. Louis / St. Louis / 5th / 1 On
Sept. 5, 1980	Burroughs	vs. Pittsburgh / Atlanta / 8th / 2 On
May 24, 1981	Harper	vs. San Diego / Atlanta / 7th / None On
Aug. 19, 1981	Asselstine	vs. New York / Atlanta / 7th / 2 On
May 15, 1982	Chambliss	vs. St. Louis / Atlanta / 10th / 2 On
Aug. 6, 1982	Whisenton	vs. Los Angeles / Los Angeles / 8th / None On
Aug. 13, 1982	Chambliss	vs. San Diego / San Diego / 9th / None On
Aug. 30, 1982	Watson	vs. Philadelphia / Philadelphia / 12th / 2 On
May 30, 1983	Watson	vs. Pittsburgh / Pittsburgh / 9th / 1 On
July 25, 1983	Jorgensen	vs. New York / New York / 7th / None On
Aug. 13, 1983	Watson	vs. Los Angeles / Atlanta / 9th / 1 On
Oct. 1, 1983	Washington	vs. San Diego / San Diego / 9th / None On
Aug. 19, 1984	Komminsk	vs. St. Louis / St. Louis / 6th / 1 On
April 21, 1985	Harper	vs. Houston / Atlanta / 6th / 1 On
Aug. 31, 1985	Chambliss	vs. Chicago / Chicago / 9th / None On
Sept. 2, 1985	Washington	vs. Pittsburgh / Pittsburgh / 7th / None On
Sept. 13, 1985	Perry	vs. San Francisco / Atlanta / 9th / None On
April 10, 1986	Chambliss	vs. Montreal / Atlanta / 9th / 1 On
April 26, 1986	Moreno	vs. Los Angeles / Los Angeles / 8th / 2 On
April 30, 1986	Murphy	vs. New York / Atlanta / 5th / None On
May 30, 1986	Sample	vs. Chicago / Chicago / 7th / None On
June 3, 1986	Simmons	vs. Pittsburgh / Atlanta / 6th / 3 On
Aug. 31, 1986	Simmons	vs. Chicago / Atlanta / 9th / None On
Sept. 25, 1986	Harper	vs. Cincinnati / Cincinnati / 8th / None On

Atlanta Pinch-Hit Homers Inside-The-Park Homers



Braves Pinch-Hit Home Runs (Continued)

Date	Player	Vs. / Game Site / Inning / Men On
April 19, 1987	Nettles	vs. San Francisco / San Francisco / 7th / 1 On
May 1, 1987	Simmons	vs. Houston / Atlanta / 9th / 1 On
May 2, 1987	Nettles	vs. Houston / Atlanta / 6th / 3 On
May 16, 1987	Simmons	vs. Pittsburgh / Pittsburgh / 7th / 2 On
Aug. 6, 1987	Roenicke	vs. San Diego / San Diego / 7th / None On
Sept. 12, 1987	Nettles	vs. Los Angeles / Atlanta / 7th / 2 On
July 18, 1988	James	vs. Philadelphia / Pha. / 8th / None On
Sept. 27, 1988	Morrison	vs. Houston / Atlanta / 8th / None On
Aug. 22, 1989	Gregg	vs. St. Louis / Atlanta / 8th / 1 On
Sept. 2, 1989	Wetherby	vs. Cincinnati / Atlanta / 6th / None On
Sept. 14, 1989	Lemke	vs. San Diego / Atlanta / 7th / 2 On
Sept. 17, 1989	Gregg	vs. Los Angeles / Los Angeles / 9th / 1 On
Sept. 27, 1989	McDowell	vs. Houston / Houston / 9th / None On
May 7, 1990	Gregg	vs. Chicago / Chicago / 4th / None On
May 21, 1990	Cabrera	vs. St. Louis / Atlanta / 6th / None On
June 24, 1990	Blausler	vs. San Diego / Atlanta / 10th / 2 On
July 6, 1990	Gregg	vs. New York / Atlanta / 9th / 2 On
July 7, 1990	Justice	vs. New York / Atlanta / 7th / None On
July 29, 1990	Gregg	vs. Los Angeles / Los Angeles / 8th / None On
Oct. 2, 1990	Gregg	vs. San Francisco / S.F. / 6th / 2 On

INSIDE-THE-PARK HOME RUNS BY ATLANTA

Date	Player	Vs. / Game Site / Inning
May 29, 1966	Mathews	vs. Chicago / Chicago / 9th
April 17, 1969	Jackson	vs. Houston / Houston / 4th
Aug. 5, 1973	Casanova	vs. San Diego / Atlanta / 6th
June 6, 1976	Paciorek	vs. Montreal / Montreal / 6th
May 1, 1979	Matthews	vs. Pittsburgh / Pittsburgh / 9th
May 6, 1984	Murphy	vs. Montreal / Montreal / 9th
Sept. 25, 1984	Komminsk	vs. Cincinnati / Cincinnati / 8th
July 28, 1985	Runge	vs. Philadelphia / Pha. / 7th
Aug. 6, 1989	Treadway	vs. Cincinnati / Cincinnati / 7th

UPPER LEVEL HOMERS AT ATLANTA STADIUM

Date	Player	Off of / Team
June 10, 1969	Willie Smith (Chi.)	Ron Reed / Atlanta
June 22, 1969	Willie McCovey (S.F.)	Gary Neibauer / Atlanta
April 13, 1970	Hank Aaron (Atl.)	Frank Reberger / S. F.
Sept. 10, 1971	Earl Williams (Atl.)	Gaylord Perry / S.F.

CLUB LEVEL HOMERS AT ATLANTA STADIUM

Date	Player	Off Of / Team
June 20, 1966	Joe Torre (Atl.)	Chris Short / Philadelphia
Sept. 7, 1968	Jim Wynn (Hou.)	Phil Niekro / Atlanta
Sept. 11, 1969	Willie McCovey (S.F.)	Ron Reed / Atlanta
Aug. 21, 1973	Mike Lum (Atl.)	Rick Wise / Philadelphia
Aug. 20, 1980	Cliff Johnson (Chi.)	Larry McWilliams / Atlanta
Aug. 30, 1990	Ron Gant (Atl.)	Omar Olivares / St. Louis

Opening Day Lineups



OPENING DAY LINEUPS

1966	1967	1968	1969	1970	1971
Alou, cf	Menke, ss	Alou, cf	Alou, cf	Jackson, ss	Jackson, cf
Mathews, 3b	Alou, 1b	Jackson, ss	Millan, 2b	Millan, 2b	Garr, lf
Aaron, rf	Aaron, rf	Aaron, rf	Aaron, rf	Aaron, rf	Aaron, rf
Carty, lf	Torre, c	Torre, c	Cepeda, 1b	Carty, lf	Cepeda, 1b
Torre, c	Carty, lf	Boyer, 3b	Francona, lf	Cepeda, 1b	King, c
Menke, ss	Jones, cf	Johnson, 1b	Boyer, 3b	Gonzales, cf	Millan, 2b
Thomas, 1b	Boyer, 3b	Lum, lf	Tillman, c	Boyer, 3b	Boyer, 3b
Bolling, 2b	Woodward, 2b	Millan, 2b	Jackson, ss	Didier, c	Perez, ss
Cloninger, p	Lemaster, p	Jarvis, p	Jarvis, p	Niekro, p	Niekro, p
1972	1973	1974	1975	1976	1977
Millan, 2b	Garr, lf	Garr, rf	Garr, lf	Office, cf	Office, cf
Garr, lf	Gilbreath, 3b	Lum, 1b	Perez, 2b	Royster, 3b	Royster, 3b
Aaron, rf	Aaron, rf	Evans, 3b	Evans, 3b	Evans, 1b	Montanez, 1b
Cepeda, 1b	Baker, cf	Aaron, lf	Lum, 1b	Wynn, lf	Burroughs, rf
Williams, c	Evans, 1b	Baker, cf	Baker, lf	Paciorek, rf	Mathews, lf
Lum, cf	Johnson, 2b	Johnson, 2b	Office, cf	Lacy, 2b	Pocoroba, c
Evans, 3b	Oates, c	Oates, c	Correll, c	Pocoroba, c	Gilbreath, 2b
Perez, ss	Perez, ss	Robinson, ss	Blanks, ss	Chaney, ss	Rockett, ss
Niekro, p	Gentry, p	Niekro, p	Niekro, p	Morton, p	Messersmith, p
1978	1979	1980	1981	1982	1983
Royster, 2b	Bonnell, cf	Miller, cf	Washington, rf	Butler, cf	Butler, cf
Office, cf	Mathews, rf	Royster, 2b	Hubbard, 2b	Hubbard, 2b	Ramirez, ss
Mathews, rf	Horner, 3b	Matthews, rf	Horner, 3b	Washington, rf	Washington, rf
Burroughs, lf	Burroughs, lf	Horner, 3b	Chambliss, 1b	Horner, 3b	Murphy, lf
Pocoroba, c	Lum, 1b	Chambliss, 1b	Murphy, cf	Murphy, lf	Horner, 3b
Murphy, 1b	Murphy, c	Murphy, lf	Linares, lf	Chambliss, 1b	Chambliss, 1b
Bonnell, 3b	Hubbard, 2b	Pocoroba, c	Benedict, c	Benedict, c	Hubbard, 2b
Rockett, ss	Frias, ss	Gomez, ss	Ramirez, ss	Ramirez, ss	Benedict, c
Niekro, p	Niekro, p	Niekro, p	Boggs, p	Mahler, p	Niekro, p
1984	1985	1986	1987	1988	1989
Washington, rf	Ramirez, ss	Washington, rf	James, cf	James, cf	L. Smith, lf
Royster, lf	Harper, rf	Ramirez, ss	Thomas, ss	Garcia, 2b	Gregg, rf
Murphy, cf	Komminsk, lf	Murphy, cf	Roenicke, 1b	Perry, 1b	Perry, 1b
Horner, 3b	Murphy, cf	Horner, 1b	Murphy, rf	Murphy, rf	Murphy, cf
Watson, 1b	Horner, 3b	Harper, lf	Griffey, lf	Griffey, lf	Davis, c
Ramirez, ss	Chambliss, 1b	Virgil, c	Virgil, c	Virgil, c	Gant, 3b
Hubbard, 2b	Cerone, c	Oberkfell, 3b	Oberkfell, 3b	Oberkfell, 3b	Thomas, ss
Benedict, c	Hubbard, 2b	Hubbard, 2b	Hubbard, 2b	Thomas, ss	Blauser, 2b
Barker, p	Mahler, p	Mahler, p	Mahler, p	Mahler, p	Z. Smith, p
1990					
McDowell, cf					
Treadway, 2b					
Gregg, lf					
Esasky, 1b					
Murphy, rf					
Whitt, c					
Presley, 3b					
Blauser, ss					
Glavine, p					

Opening Game Results



OPENING GAME RESULTS

Year	Date	Home/		Score	Braves W-L	Pitchers of Record	
		Away	Opponent			Braves	Opp.
1966	4/12	H	Pittsburgh	2-3 (13)	L	Cloninger	Schwall
1967	4/11	A	Houston	1-6	L	Kelley	Cuellar
	4/13	H	San Francisco	0-2	L	Cloninger	Perry
1968	4/10	A	St. Louis	1-2	L	Jarvis	Washburn
	4/12	H	Cincinnati	4-3	W	Niekro	Tsitouris
1969	4/7	H	San Francisco	5-4	W	Stone	Linzy
1970	4/7	A	San Diego	3-8	L	Niekro	Dobson
	4/13	H	San Francisco	9-3	W	Jarvis	Reberger
1971	4/5	A	Cincinnati	7-4	W	Upshaw	Granger
	4/9	H	Pittsburgh	2-8	L	Jarvis	Moose
1972	4/15	A	San Diego	5-6	L	Niekro	Kirby
	4/17	H	Los Angeles	3-8	L	Stone	Singer
1973	4/6	H	Houston	1-2 (13)	L	Upshaw	Gladding
1974	4/4	A	Cincinnati	6-7 (11)	L	Capra	C. Carroll
	4/8	H	Los Angeles	7-4	W	Reed	Dwining
1975	4/7	A	Houston	2-6	L	Niekro	Dierker
	4/15	H	Houston	6-1	W	Niekro	Richard
1976	4/9	A	San Diego	2-8	L	Morton	Jones
	4/13	H	Cincinnati	1-6	L	Torrealba	Norman
1977	4/8	A	Houston	2-3 (11)	L	Johnson	Forsch
	4/15	H	Houston	4-3	W	Ruthven	Lemongello
1978	4/7	H	Los Angeles	4-13	L	Niekro	Sutton
1979	4/6	A	Houston	1-2	L	Niekro	Richard
	4/9	H	Cincinnati	4-9	L	M. Mahler	Seaver
1980	4/9	A	Cincinnati	0-9	L	Niekro	Pastore
	4/17	H	Cincinnati	1-4	L	Niekro	Pastore
1981	4/10	H	Cincinnati	5-3	W	Garber	Soto
1982	4/6	A	San Diego	1-0	W	R. Mahler	Eichlberger
	4/9	H	Houston	6-2	W	Boggs	Sutton
1983	4/4	A	Cincinnati	4-5	L	Bedrosian	Soto
	4/8	H	San Diego	4-2	W	Bedrosian	Chiffer
1984	4/3	H	Philadelphia	0-5	L	Barker	Carlton
1985	4/9	A	Philadelphia	6-0	W	R. Mahler	Carlton
	4/12	H	San Diego	3-7	L	Camp	Hawkins
1986	4/8	H	Montreal	6-0	W	R. Mahler	B. Smith
1987	4/7	H	Philadelphia	6-0	W	R. Mahler	Rawley
1988	4/5	H	Chicago	9-10 (13)	L	Acker	Bielecki
1989	4/4	A	Houston	3-10	L	Z. Smith	Scott
	4/7	H	Los Angeles	6-1	W	Glavine	Valenzuela
1990	4/11	H	San Francisco	0-8	L	Glavine	Reuschel
	4/17	A	Houston	3-5	L	Smoltz	Portugal

All-Time Atlanta Braves Trades



ALL-TIME ATLANTA BRAVES TRADES

Date	Club	Obtained	For
5-28-66	Chicago (NL)	Ted Abernathy, p	Lee Thomas, inf
5-29-66	Chicago (NL)	John Hernstein, inf-of	Marty Keough, of
6-15-66	Cincinnati	Hank Fischer, p	Joey Jay, p
10-13-66	Houston	Ed Pacheco, inf	Dan Schneider, p
		John Hoffman, c	Lee Bales, inf
		Gene Ratliff, of	Tom Dukes, p
11-29-66	New York (AL)	Clete Boyer, inf	Bill Robinson, of
			Frederico Olivo, p
12-31-66	Houston	Bob Bruce, p	Eddie Mathews, inf
		Dave Nicholson, of	Arnold Umbach, p
			Santos Alomar, inf
6-7-67	Philadelphia	Bob Uecker, c	Gene Oliver, inf
6-15-67	Houston	Claude Raymond, p	Wade Blasingame, p
10-8-67	Houston	Sonny Jackson, inf	Denny Lemaster, p
		Chuck Harrison, inf	Denis Menke, inf
10-10-67	Cincinnati	Deron Johnson, inf	Mack Jones, of
			Jay Ritchie, p
			Jim Beauchamp, inf
12-7-67	New York (AL)	Bob Tilman, c	Bobby Cox, inf
		Dale Roberts, p	
6-11-68	Cincinnati	Milt Pappas, p	Tony Cloninger, p
		Ted Davidson, p	Clay Carroll, p
		Bob Johnson, inf	Bill Woodward, inf
12-4-68	Houston	Bob Aspromonte, inf	Orlando Martinez, inf
3-17-69	St. Louis	Orlando Cepeda, inf	Joe Torre, C-inf
3-25-69	St. Louis	Dave Adlesh, c	Robert Johnson, inf
6-12-69	San Diego	Tony Gonzalez, of	Walt Hriniaik, c
			Van Kelly, inf
			Andy Finlay, of
9-8-69	California	Hoyt Wilhelm, p	Mickey Rivers, of
		Bob Priddy, p	Clint Compton, p
10-21-69	Kansas City	Dave Wickersham, p	Ron Tompkins, p
12-2-69	Montreal	Larry Jaster, p	James Britton, p
			Don Johnson, c
12-3-69	Oakland	Jim Nash, p	Felipe Alou, of
10-21-70	California	Marty Perez, inf	John Burns, c
11-30-70	Chicago (NL)	Hoyt Wilhelm, p	Hal Breeden, inf
12-1-70	New York (NL)	Ron Herbel, p	Bob Aspromonte, inf
12-2-71	Texas	Paul Casanova, c	Hal King, c
6-15-72	Philadelphia	Joe Hoerner, p	Jim Nash, p
		Andre Thornton, inf	Gary Neibauer, p
6-29-72	Oakland	Denny McLain, p	Orlando Cepeda, inf
10-20-72	Chicago (NL)	Tom Phoebus, p	Tony LaRussa, inf
10-27-72	Texas	Jim Panther, p	Rico Carty, of
11-2-72	New York (NL)	Gary Gentry, p	Felix Millan, inf
		Danny Frisella, p	George Stone, p
11-30-72	Baltimore	Pat Dobson, p	Earl Williams, c
		Roric Harrison, p	Taylor Duncan, inf
		Dave Johnson, inf	
		John Oates, c	
2-28-73	Montreal	Carl Morton, p	Pat Jarvis, p
4-22-73	Houston	Norm Miller, of	Cecil Upshaw, p
5-14-73	Detroit	Gene Lamont, c	Bob Didier, c
5-19-73	Chicago (NL)	Joe Pepitone, inf-of	Andre Thornton, inf
5-22-73	Houston	Larry Howard, c	Tom Heierle, c
6-7-73	New York (AL)	Frank Tepedino, inf	Pat Dobson, p
		Wayne Nordhagen, of	
		Alan Closter, p	
		Dave Cheadle, p	
12-3-73	Philadelphia	Barry Lersch, p	Ron Schueler, p
		Craig Robinson, inf	Gil Garrido, inf
		Bob Beall, inf-of	
11-2-74	Milwaukee	Dave May, of	Hank Aaron, of
		Roger Alexander, p	

All-Time Trades



Atlanta All-Time Trades (Continued)

Date	Club	Obtained	For
3-26-74	Boston	Vic Correll, c	Chuck Goggin, inf
11-8-74	San Diego	Clarence Gaston, of	Danny Frisella, p
12-2-74	Chicago (AL)	Richie Allen, inf	Jim Essian, c
4-17-75	Baltimore	Earl Williams, c-inf	Jimmy Freeman, p
5-7-75	Philadelphia	Jim Essian, c	Richie Allen, if
		Barry Bonnell, of	Johnny Oates, c
5-28-75	St. Louis	Elias Sosa, p	Ron Reed, p
		Ray Sadecki, p	Wayne Nordhagen, of
6-7-75	Cleveland	Johnny Odom, p	Roric Harrison, p
		Rob Belloir, inf	
6-11-75	San Francisco	Ed Goodson, inf	Craig Robinson, inf
11-17-75	Los Angeles	Jim Wynn, of	Dusty Baker, of
		Tom Paciorek, of	Ed Goodson, inf
		Lee Lacy, inf	
		Jerry Royster, inf	
12-12-75	Boston	Roger Moret, p	Tom House, p
12-12-75	Cincinnati	Darrell Chaney, inf	Mike Lum, of
12-12-75	Chicago (AL)	Ken Henderson, of	Ralph Garr, of
		Dick Ruthven, p	Larvell Blanks, inf
		Danny Osborn, p	
6-13-76	San Francisco	Willie Montanez, inf	Darrell Evans, inf
		Craig Robinson, inf	Marty Perez, inf
		Jake Brown, of	
		Mike Eden, inf	
6-15-76	Chicago (AL)	Pete Varney, c	Johnny Odom, p
6-23-76	Los Angeles	Mike Marshall, p	Elias Sosa, p
			Lee Lacy, of
12-9-76	Texas	Jeff Burroughs, of	Ken Henderson, of
			Dave May, of
			Carl Morton, p
			Roger Moret, p
			Adrian Devine, p
			Willie Montanez, inf
12-8-77	Texas	Adrian Devine, p	
		Tommy Boggs, p	
		Ed Miller, of	
6-15-78	Philadelphia	Gene Garber, p	Dick Ruthven, p
3-31-79	Montreal	Pepe Frias, inf	Dave Campbell, p
5-25-79	Houston	Bo McLaughlin, p	Frank LaCorte, p
12-3-79	Chicago (AL)	Bill Nahorodny, c	Rick Wieters, p
12-5-79	Toronto	Chris Chambliss, inf	Joey McLaughlin, p
		Luis Gomez, inf	Barry Bonnell, of
			Pat Rockett, inf
12-7-79	Texas	Doyle Alexander, p	Adrian Devine, p
		Larvell Blanks, inf	Pepe Frias, inf
3-28-80	Pittsburgh	Greg Field, p	Eddie Solomon, p
12-16-80	San Francisco	John Montefusco, p	Doyle Alexander, p
		Craig Landis, of	
3-7-81	Seattle	Carlos Diaz, p	Jeff Burroughs, of
3-25-81	Philadelphia	Bob Walk, p	Gary Matthews, of
3-23-82	Detroit	Roger Weaver, p	Ed Miller, of
4-23-82	New York (AL)	Bob Watson, inf	Scott Patterson, p
6-29-82	Pittsburgh	Pascual Perez, p	Larry McWilliams, p
		Carlos Rios, inf	
9-10-82	New York (AL)	Tom Hausman, p	Carlos Diaz, p
8-29-83	Cleveland	Len Barker, p	Rick Behenna, p
			Brett Butler, of
			Brook Jacoby, inf
6-15-84	St. Louis	Ken Oberkfell, inf	Mike Jorgensen, inf
			Ken Dayley, p
12-4-84	New York (AL)	Rick Cerone, c	Brian Fisher, p
4-17-85	San Francisco	Johnny Rabb, of	Alex Trevino, c
12-6-85	New York (AL)	Billy Sample, of	Miguel Sosa, inf
12-10-85	Philadelphia	Ozzie Virgil, c	Steve Bedrosian, p
		Pete Smith, p	Milt Thompson, of

All-Time Trades



Atlanta All-Time Trades (Continued)

Date	Club	Obtained	For
3-5-86	Milwaukee	Ted Simmons, if-c	Rick Cerone, c David Clay, p Flavio Alfaro, if
6-29-86	New York (AL)	Ken Griffey, of Andre Robertson, if	Claudell Washington, of Paul Zuvella, if
7-5-86	Toronto	Doyle Alexander, p	Duane Ward, p
7-6-86	Toronto	Jim Acker, p	Joe Johnson, p
9-23-86	Kansas City	Darryl Mottley, of	Steve Shields, p
1-19-87	Milwaukee	Dion James, of	Brad Komminsk, of
1-21-87		Gary Roenicke, of	
1-27-87	Detroit	Chuck Cary, p Randy O'Neal, p	Terry Harper, of Freddie Tiburcio
2-2-87	Toronto	Damaso Garcia, if	Craig McMurtry, p
7-24-87	St. Louis	Joe Boever, p	Randy O'Neal, p
8-13-87	Detroit	John Smoltz, p	Doyle Alexander, p
8-30-87	Kansas City	Player to be named later	Gene Garber, p
9-3-87	Kansas City	Terry Bell, c (As ptbnl)	Gene Garber, p
11-11-97	New York (NL)	Terry Blocker, of	Kevin Brown, p (ptbnl)
12-8-87	Houston	Ed Whited, if	Mike Stoker, p Rafael Ramirez, if
3-28-88	Cleveland	Player to be named	Jeff Dedmon, p
6-21-88	Cleveland	Tommy Kurczewski (ptbnl)	Jeff Dedmon, p
8-28-88	Pittsburgh	Player to be named	Ken Oberkfell, if
9-1-88	Pittsburgh	Tommy Gregg, of (ptbnl)	Ken Oberkfell, if
9-29-88	Chicago (NL)	Jody Davis, c	Kevin Blankenship, p Kevin Coffman, p
7-2-89	Cleveland	Oddibe McDowell, of	Dion James, of
7-2-89	Montreal	Sergio Valdez, p Kevin Dean, of	Nathan Minchey, p Zane Smith, p
8-23-89	Milwaukee	Player to be named	Ed Romero, if
8-24-89	Toronto	Tony Castillo, p Player to be named	Jim Acker, p
8-24-89	Chicago (NL)	Two players to be named	Paul Assenmacher, p
8-29-89	Toronto	Francisco Cabrera, c (ptbnl)	Jim Acker, p
8-31-89	Chicago (NL)	Pat Gomez, p (ptbnl)	Paul Assenmacher, p
9-1-89	Milwaukee	Jay Aldrich, p (ptbnl)	Ed Romero, if
9-1-89	Chicago (NL)	Kelly Mann, c (2ndptbnl)	Paul Assenmacher, p
12-15-89	Kansas City	Charlie Leibrandt, p Rick Luecken, p	Gerald Perry, if Jim Lemasters, p
12-17-89	Toronto	Ernie Whitt, c Kevin Batiste, of	Rick Trliceck, p
1-24-90	Seattle	Jim Presley, if	Gary Eave, p Ken Pennington, if
4-28-90	Houston	Charley Kerfeld, p	Kevin Dean, of Lee Johnson (ptbnl)
7-12-90	San Diego	Mark Grant, p	Derek Lilliquist, p
7-23-90	New York (NL)	Doug Sisk, p	Tony Valle, p
	Philadelphia	Marvin Freeman, p	Joe Boever, p
8-4-90	Philadelphia	Jeff Parrett, p	Dale Murphy, of
8-9-90	Philadelphia	2 players to be named Jim Vatcher, of (As ptbnl)	Player to be named later Dale Murphy, of Tommy Greene (As ptbnl)
9-4-90	Philadelphia	Victor Rosario, if (As 2nd ptbnl)	Dale Murphy, of

Atlanta's All-Time Roster: 1966-1990



ATLANTA'S ALL-TIME ROSTER 1966-1990

356 players have appeared in at least one game for the Atlanta Braves during the last 25 years. They are listed below along with all Atlanta Braves managers and coaches.

— A —

Aaron, Hank, 1966-74
 Aaron, Tommie, 1968-71
 Abernathy, Ted, 1966
 Acker, Jim, 1986-89
 Aker, Jack, 1974
 Aldrich, Jay, 1989
 Alexander, Doyle, 1980, 86-87
 Alomar, Santos, 1966
 Alou, Felipe, 1966-69
 Alvarez, Jose, 1981-82, 88-89
 Aspromonte, Bob, 1969-70
 Asselstine, Brian, 1976-61
 Assenmacher, Paul, 1966-89
 Autry, Al, 1976
 Avery, Steve, 1990-

— B —

Baker, Dusty, 1968-75
 Bales, Lee, 1966
 Barber, Steve, 1970-72
 Barker, Len, 1983-85
 Beall, Bob, 1975, 78-79
 Beard, Mike, 1974-77
 Beauchamp, Jim, 1967
 Bedrosian, Steve, 1981-85
 Behenna, Rick, 1983
 Bell, Mike, 1990-
 Bell, Terry, 1987
 Belloir, Rob, 1975-78
 Benedict, Bruce, 1978-89
 Berroa, Geronimo, 1989-90
 Blankenship, Kevin, 1988
 Blanks, Larvell, 1972-75, 80
 Blasingame, Wade, 1966-67
 Blauser, Jeff, 1987-
 Blocker, Terry, 1988
 Boever, Joe, 1987-90
 Boggs, Tommy, 1978-83
 Bolling, Frank, 1966
 Bonnell, Barry, 1977-79
 Bouton, Jim, 1978
 Boyer, Clete, 1967-71
 Bradford, Larry, 1977, 79-81
 Breazeale, Jim, 1969, 71-72
 Britton, Jim, 1967-69
 Brizzolara, Tony, 1979, 83-84
 Brown, Oscar, 1969-73
 Bruce, Bob, 1967
 Burroughs, Jeff, 1977-80
 Butler, Brett, 1981-83

— C —

Cabrera, Francisco, 1989-
 Camp, Rick, 1976-78, 80-85
 Campbell, Dave, 1977-78
 Capra, Buzz, 1974-77
 Cardwell, Don, 1970
 Carroll, Clay, 1966-68
 Cary, Chuck, 1987-88
 Carty, Rico, 1966-72
 Casanova, Paul, 1972-74
 Castillo, Tony, 1989-
 Causey, Wayne, 1968
 Cepeda, Orlando, 1969-72
 Cerone, Rick, 1985
 Chambliss, Chris, 1980-86
 Chaney, Darrel, 1976-79
 Chandle, Dave, 1973
 Clark, Glenn, 1967
 Clary, Marty, 1987, 89-90
 Cline, Ty, 1966-67
 Cloninger, Tony, 1966-68
 Closter, Alan, 1973
 Coffman, Kevin, 1987-88
 Collins, Don, 1977
 Cooper, Gary, 1980
 Correll, Vic, 1974-77
 Cowley, Joe, 1982
 Crowley, Terry, 1976

— D —

Dal Canton, Bruce, 1975-76
 Davey, Mike, 1977-78
 Davidson, Ted, 1968
 Davis, Jody, 1988-90
 Davis, Trench, 1987
 Dayley, Ken, 1982-84
 Dedmon, Jeff, 1983-87
 de la Hoz, Mike, 1966-67
 Denson, Drew, 1989
 Devine, Adrian, 1973-76, 78-79
 Diaz, Carlos, 1982
 Didier, Bob, 1969-72
 Dietz, Dick, 1973
 Dobson, Pat, 1973
 Doyle, Paul, 1969

— E —

Easterly, Jamie, 1974-79
 Eave, Gary, 1988-89
 Eden, Mike, 1976
 Eichelberger, Juan, 1988
 Eichhorn, Mark, 1989
 Esasky, Nick, 1990-
 Evans, Darrell, 1969-76, 89

— F —

Falcone, Pete, 1983-84
 Fischer, Hank, 1966
 Fischlin, Mike, 1987
 Ford, Wenty, 1973
 Forster, Terry, 1983-85
 Foster, Leo, 1973-74
 Francona, Tito, 1967-69
 Freeman, Jimmy, 1972-73
 Freeman, Marvin, 1990-
 Frias, Pepe, 1979
 Frisella, Danny, 1973-74
 Fuller, John, 1974

— G —

Gant, Ron, 1987-
 Garber, Gene, 1978-87
 Garcia, Damaso, 1988
 Garr, Ralph, 1968-75
 Garrett, Adrian, 1966
 Garrido, Gil, 1968-72
 Gaston, Clarence, 1967, 75-78
 Gatewood, Aubrey, 1970
 Geiger, Gary, 1966-67
 Gentry, Gary, 1973-75
 Gilbreath, Rod, 1972-78
 Glavine, Tom, 1987-
 Goggin, Chuck, 1973
 Gomez, Luis, 1980-81
 Gonzalez, Tony, 1969-70
 Goo son, Ed, 1975
 Gran, Mark, 1990-
 Greene, Tommy, 1989-90
 Gregg, Tommy, 1988-
 Griffey, Ken, 1986-88
 Guinn, Skip, 1968

— H —

Hall, Albert, 1981-88
 Hall, Jimmie, 1970
 Hanna, Preston, 1975-82
 Hardin, Jim, 1972
 Hargan, Steve, 1977
 Harper, Terry, 1980-86
 Harrison, Roric, 1973-75
 Hausman, Tom, 1982
 Henderson, Ken, 1976
 Henry, Dwayne, 1989-90
 Herbel, Ron, 1971
 Hermoso, Angel, 1967
 Hernandez, Ramon, 1967

Herrnstein, John, 1966
 Heskeith, Joe, 1990
 Hill, Gary
 Hippauf, Herb, 1966
 Hoerner, Joe, 1972-73
 Horner, Bob, 1978-86
 House, Tom, 1971-75
 Howard, Larry, 1973
 Hrabosky, Al, 1980-82
 Hrinaki, Walt, 1968-69
 Hubbard, Glenn, 1978-87

— I —

Infante, Alexis, 1990-

— J —

Jackson, Sonny, 1968-74
 Jacoby, Brook, 1981, 83
 James, Dion, 1987-89
 Jarvis, Pat, 1966-72
 Jaster, Larry, 1970, 72
 Jay, Joey, 1966
 Jimenez, German, 1988
 Johnson, Bob D., 1977
 Johnson, Bob W., 1968
 Johnson, Davey, 1973-75
 Johnson, Deron, 1968
 Johnson, Joe, 1985-86
 Johnson, Ken, 1966-69
 Johnson, Randy, 1982-84
 Jones, Mack, 1966-67
 Jorgensen, Mike, 1983-84
 Justice, Dave, 1989-

— K —

Kelley, Dick, 1966-68
 Kelley, Tom, 1971-73
 Kerfeld, Charley, 1990
 Kester, Rick, 1968-70
 Keough, Marty, 1966
 King, Hal, 1970-71
 Kline, Ron, 1970
 Kline, Steve, 1977
 Kominick, Brad, 1983-86
 Kopacz, George, 1966
 Krause, Lew, 1974
 Kremers, Jim, 1990-

— L —

Lacorte, Frank, 1975-79
 Lacy, Lee, 1976
 LaRussa, Tony, 1971
 Lau, Charlie, 1967
 Leibrandt, Charlie, 1990-
 Lemaster, Denny, 1966-67
 Lemke, Mark, 1988-
 Leon, Max, 1973-78
 Lilliquist, Derek, 1989-90
 Linares, Rufino, 1981-82, 84
 Luecken, Rick, 1990
 Lum, Mike, 1967-75, 79-81

— M —

Macha, Mike, 1979
 Maddox, Jerry, 1978
 Mahler, Mickey, 1977-79
 Mahler, Rick, 1979-88
 Mann, Kelly, 1989
 Marak, Paul, 1990-
 Marshall, Mike, 1976-77
 Martinez, Marty, 1967-68
 Mathews, Eddie, 1966
 Matthews, Gary, 1977-80
 Matula, Rick, 1979-81

Braves All-Time Roster: 1900-1990



Atlanta All-Time Roster, 1966-90 (Continued)

— M —

Maxie, Larry, 1969
May, Dave, 1975-76
McDowell, Oddibe, 1989-
McLain, Denny, 1972
McLaughlin, Joey, 1977, 79
McLaughlin, Bo, 1979
McMurtry, Craig, 1983-86
McQueen, Mike, 1969-72
McWilliams, Larry, 1978-83, 87
Menke, Dennis, 1966-67
Mercker, Kent, 1989-
Messersmith, Andy, 1976-77
Millan, Felix, 1966-72
Miller, Ed, 1978-81
Miller, Norm, 1973-74
Miller, Stu, 1968
Mizerock, John, 1989
Montanez, Willie, 1976-77
Montefusco, John, 1981
Moore, Alvin, 1976-77
Moore, Donnie, 1982-84
Moreno, Omar, 1986
Moret, Roger, 1976
Morrison, Jim, 1988
Morton, Carl, 1973-76
Motley, Darryl, 1986-87
Murphy, Dale, 1976-90
Murrell, Ivan, 1974

— N —

Nahorodny, Bill, 1980-81
Nash, Jim, 1970-72
Navarro, Julio, 1970
Neibauer, Gary, 1969-73
Nettles, Craig, 1987
Nicholson, Dave, 1967
Niekro, Joe, 1973-74
Niekro, Phil, 1966-83, 87
Nolan, Joe, 1975, 77-80

— O —

Oates, Johnny, 1973-75
Oberkfell, Ken, 1984-88
O'Dell, Billy, 1966
Odom, John, 1975
Office, Rowland, 1977-79
Oliver, Gene, 1966-67
Olivo, Chi Chi, 1966
Olson, Greg, 1990-
Olwine, Ed, 1986-88
O'Neal, Randy, 1987
Owen, Larry, 1981-85

— P —

Paciorek, Tom, 1976-78
Page, Mike, 1968
Palmer, David, 1986-87
Panther, Jim, 1973
Pappas, Milt, 1968-70
Parrett, Jeff, 1990-
Payne, Mike, 1984
Pepitone, Joe, 1973
Perez, Marty, 1971-76
Perez, Pascual, 1982-85
Perry, Gaylord, 1981
Pierce, Jack, 1973-74
Pocoroba, Biff, 1975-84
Porter, Bob, 1981-82
Presley, Jim, 1990
Priddy, Bob, 1969-71
Puleo, Charlie, 1986-89

— R —

Rabb, Johnny, 1985
Rakow, Ed, 1967
Ramirez, Rafael, 1980-87
Raymond, Claude, 1967-69
Reed, Ron, 1965-75
Richards, Rusty, 1989-90

Ritchie, Jay, 1966-67
Robinson, Bill, 1966
Robinson, Craig, 1974-77
Rockett, Pat, 1976-78
Roenicke, Gary, 1987-88
Romero, Ed, 1989
Rosario, Victor, 1990-
Royster, Jerry, 1976-84, 1988
Rulz, Chico, 1978-80
Runge, Paul, 1981-88
Russell, John, 1989
Ruthven, Dick, 1976-78

— S —

Sadecki, Ray, 1975
Sadowski, Ed, 1966
Sample, Billy, 1986
Santorini, Al, 1968
Schneider, Dan, 1966
Schueler, Ron, 1972-73
Schwall, Don, 1966-67
Shields, Steve, 85-86
Simmons, Tex., 1986-88
Sinatro, Matt, 1981-84
Sisk, Doug, 1990
Skok, Craig, 1978-79
Small, Hank, 1978
Smith, Ken, 1981-82
Smith, Lonnie, 1988-
Smith, Pete, 1987-
Smith, Zane, 1984-89
Smoltz, John, 1988-
Sosa, Elias, 1975-76
Spikes, Charlie, 1979-80
Stanton, Mike, 1989-
Stone, George, 1967-72
Solomon, Eddie, 1977-79
Speck, Cliff, 1986
Sutter, Bruce, 1985-88

— T —

Tepedino, Frank, 1973-75
Theiss, Duane, 1977-78
Thomas, Andres, 1985-
Thomas, Lee, 1966
Thompson, Mike, 1974-75
Thompson, Milt, 1984-85
Tillman, Bob, 1968-70
Torre, Joe, 1966-68
Torrealba, Pablo, 1975-76
Treadway, Jeff, 1989-
Trevino, Alex, 1984

— U —

Uecker, Bob, 1967
Umbach, Arnie, 1966
Upshaw, Cecil, 1966-73

— V —

Valdespino, Sandy, 1968
Valdez, Sergio, 1989-90
Varney, Pete, 1976
Vatcher, Jim, 1990-
Vaughan, Charlie, 1966, 69
Valaquez, Freddie, 1973
Versalles, Zoilo, 1971
Virgil, Ozzie, 1986-88

— W —

Walk, Bob, 1981-83
Ward, Duane, 1986
Washington, Claudell, 1981-86
Watson, Bob, 1983-84
Wessinger, Jim, 1979
Wetherby, Jeff, 1989
Whisenton, Larry, 1977-79, 81-82
Whitt, Ernie, 1990
Wilhelm, Hoyt, 1969-71
Williams, Earl, 1970-72, 75-76

Whited, Ed, 1989
Woodward, Woody, 1966-68
Wynn, Jim, 1976

— Z —

Ziem, Steve, 1987
Zuvella, Paul, 1982-85

MANAGERS

Bragan, Bobby, 1966
Bristol, Dave, 1976-77
Cox, Bobby, 1978-81, 90-
Haas, Eddie, 1985
Harris, Luman, 1968-72
Hitchcock, Billy, 1967
King, Clyde, 1974-75
Mathews, Eddie, 1972-74
Nixon, Russ, 1988-90
Ryan, Connie, 1975
Silvestri, Ken, 1967
Tanner, Chuck, 1986-88
Torre, Joe, 1982-84
Turner, Ted, 1977
Wine, Bobby, 1985

COACHES

Aaron, Tommie, 1979-84
Adair, Billy, 1967
Appling, Luke, 1981, 84
Bartiroome, Tony, 1986-88
Benson, Vern, 1976-77
Boyer, Cloyd, 1978-81
Burdette, Lew, 1972-73
Burgess, Tom, 1978
Busby, Jim, 1968-75
Cannizzaro, Chris, 1976-78
Corrales, Pat, 1990-
Dal Canton, Bruce, 1987-90
Dews, Bobby, 1979-81, 85
Dorish, Harry, 1968-71
Gibson, Bob, 1982-84
Goodman, Billy, 1968-70
Grammas, Alex, 1979
Haas, Eddie, 1974-77, 84
Hartsfield, Roy, 1973
Hitchcock, Billy, 1966
Jackson, Sonny, 1982-83
Jones, Clarence, 1985, 89-
Kennedy, Bob, 1967
Majtyka, Roy, 1988-
Mathews, Eddie, 1971-72
Maxvill, Dal, 1982-84
Mazzone, Leo, 1985, 90-
Monchak, Al, 1986-88
Morales, Rich, 1987
Nixon, Russ, 1986-87
Paige, Satchel, 1968
Pignatano, Joe, 1982-84
Resinger, Grover, 1966
Ryan, Connie, 1971, 73-74
Sain, Johnny, 1977, 85-86
Silvestri, Ken, 1966-75
Skinner, Bob, 1986-88
Snitker, Brian, 1985, 88-90
Stargell, Willie, 1986-88
Starrette, Herm, 1974-76
Sullivan, John, 1980-81
Walker, Rube, 1982-84
Ward, Pete, 1978
White, Jo Jo, 1966
Williams, Jimmy, 1990-
Wine, Bobby, 1985, 88-90
Wyatt, Whitlow, 1966-67

Braves All-Time Roster: 1900-65



BRAVES ALL-TIME ROSTER 1900-1965

The following is a list of all players appearing in at least one game from 1900-1965 with the Boston Braves and/or Milwaukee Braves.

— A —

Aaron, Hank, 1954-65
 Aaron, Tommie, 1962-65
 Abbatichil, Ed, 1903-05
 Adcock, Joe, 1953-62
 Addis, Robert, 1950-51
 Aderholt, Morris, 1945
 Akers, William, 1932
 Allen, Frank, 1916-17
 Alomar, Santos, 1964-65
 Alou, Felipe, 1964-65
 Anderson, William, 1925
 Andrews, Nathan, 1943-45
 Andrews, Stanley, 1939-40
 Antonelli, John, 1948-53, 61
 Asmusen, Tom, 1907
 Aspromonte, Ken, 1962
 Atwell, Maurice, 1956
 Aubrey, Harvey, 1903
 Autry, William, 1909
 Averill, Howard, 1941

— B —

Babich, John, 1936
 Bagwell, William, 1923
 Bailey, Arthur, 1919-20
 Bailey, Fred, 1916-18
 Bailey, Edgar, 1964-65
 Balas, Mitchell, 1938
 Baldwin, ... 1907
 Ball, James, 1907-13
 Bancroft, David, 1924-29
 Barbare, Walter, 1921-22
 Barberich, Frank, 1907
 Barclay, George, 1904-05
 Barkley, John, 1939
 Barnes, Jesse, 1915-17
 Barnes, Virgil, 1928
 Barnicle, George, 1939-41
 Barrett, Charles, 1943-45, 47-49
 Barrett, Francis, 1946
 Barrett, John, 1946
 Barrett, Tracy, 1934
 Barron, David, 1929
 Barry, John, 1900-01
 Bass, William, 1918
 Batchelder, Joe, 1923-25
 Bates, John, 1906-09
 Beauchamp, James, 1965
 Beaumont, Clarence, 1907-09
 Beazley, John, 1947-49
 Beck, Fred, 1909-10
 Becker, Beals, 1908-09
 Bedell, Howard, 1962
 Bell, David, 1962-64
 Bell, Lester, 1928-29
 Benge, Ray, 1936
 Benton, Lawrence, 1923-26, 35
 Bergen, Walt, 1930-37
 Berres, Ray, 1940-41
 Betts, Walt, 1932-35
 Bickford, Vernon, 1948-53
 Blackaby, Ethan, 1962-65
 Blackburne, Earl, 1915-16
 Blanchard, John, 1965
 Blanche, Proshy, 1935-36
 Blasingame, Wade, 1963-65
 Boeckel, Norman, 1919-23
 Boggs, Ray, 1928
 Bolling, Frank, 1961-65
 Bonner, Frank, 1903
 Bool, Albert, 1931
 Boone, Ray, 1959-60
 Boultas, Jake, 1907-09
 Bowerman, Frank, 1908-09
 Boyd, Robert, 1961
 Boyle, Ralph, 1929-30
 Brady, James, 1912
 Brady, Robert, 1946-47

Brady, William, 1912
 Brain, David, 1906-07
 Brandt, Ed, 1928-35
 Braun, John, 1964
 Braxton, Edgar, 1921-22
 Bray, Clarence, 1941
 Bridwell, Albert, 1911-12
 Broskie, Sigmund, 1940
 Brown, Charles, 1909-13
 Brown, Drummond, 1913
 Brown, Edward, 1926-28
 Brwon, Fred, 1901-02
 Brown, Robert, 1930-36
 Brown, Samuel, 1906-07
 Browne, George, 1908
 Brubaker, Wilbur, 1943
 Brunet, George, 1960-61
 Brush, Robert, 1907
 Bruton, William, 1953-60
 Bues, Arthur, 1913
 Buhl, Robert, 1951-62
 Burdette, Selva, 1951-63
 Burke, Frank, 1907
 Burke, William, 1910-11
 Burns, Joe, 1943
 Burriss, Paul, 1948, 50-53
 Burrus, Maurice, 1925-29
 Bush, Guy, 1936-37
 Butler, Arthur, 1911
 Butler, Cecil, 1962, 64

— C —

Calderone, Samuel, 1954
 Calhoun, William, 1913
 Callahan, Joe, 1939-40
 Camelli, Henry, 1947
 Cameron, John, 1906
 Campbell, Arthur, 1912
 Canavan, Hugh, 1918
 Cannell, Wirt, 1904-05
 Cantwell, Ben, 1928-36
 Capri, Pat, 1944
 Cardoni, Armand, 1943-45
 Carnett, Edwin, 1941
 Carney, Pat, 1901-04
 Carroll, Clay, 1964-65
 Carroll, Dorsey, 1919
 Carty, Rico, 1963-65
 Cather, Teddy, 1914-15
 Causey, Cecil, 1919
 Chadbourne, Chester, 1918
 Chambers, Rome, 1900
 Chaplin, James, 1936
 Chappell, Lawrence, 1916-17
 Chappelle, William, 1908-09
 Chatham, Charlie, 1930-31
 Chipman, Rob, 1950-52
 Chrisley, Barbara, 1961
 Christenbury, Lloyd, 1919-22
 Cimoli, Gino, 1961
 Clark, Bailey, 1927-23
 Clarke, Joshua, 1911
 Clarkson, James, 1952
 Clarkson, William, 1928-29
 Clemens, Chester, 1939, '44
 Clements, John, 1900
 Cline, Tyrone, 1963-65
 Cloninger, Tony, 1961-65
 Clymer, Otis, 1913
 Cochreham, Eugene, 1913-15
 Coffey, John, 1909
 Coffman, Samuel, 1940
 Cole, David, 1950-53
 Cole, Richard, 1957
 Collins, Cyril, 1913-14
 Collins, Edgar, 1915-17
 Collins, William, 1910-11
 Compton, Albert, 1915-16
 Conatser, Clinton, 1948-49
 Conley, Donald, 1952-58

Conlon, Arthur, 1923
 Connolly, Joe, 1913-16
 Connor, Joe, 1900
 Constable, James, 1962
 Conway, Richard, 1918
 Cooley, Duff, 1901-04
 Cooney, James, 1928
 Cooney, John, 1921-30
 Cooney, William, 1909-10
 Cooper, Morton, 1945-47
 Cooper, William, 1950-52
 Coscarart, Peter, 1935-36
 Cottier, Charles, 1959-60
 Cottrell, Ensign, 1914
 Cousineau, Ed, 1923-25
 Covington, Clarence, 1917-18
 Covington, John, 1956-60
 Cowan, Billy, 1965
 Cozart, Charles, 1945
 Crandall, Delmar, 1949-63
 Crandall, James, 1918
 Creedon, Cornelius, 1943
 Crolius, Fred, 1901
 Crone, Ray, 1954-57
 Cronin, William, 1928-31
 Crowe, George, 1952-55
 Cruise, Walton, 1919-24
 Crum, Calvin, 1917-18
 Crutcher, Rich, 1914-15
 Cuccinello, Anthony, 1936-43
 Culler, Richard, 1944-47
 Cunningham, Bruce, 1929-32
 Cuppy, George, 1900
 Curran, Simon, 1902
 Curtis, Clifton, 1909-10
 Cusick, John, 1952

— D —

Dagenhard, John, 1943
 Dahlen, William, 1908-09
 Dam, Elbridge, 1909
 Daniels, Harold, 1952
 Dark, Alvin, 1946-49
 Davis, George, 1913-15
 Deal, Charles, 1913-14
 Delahanty, James, 1904-05
 De La Hoz, Miguel, 1964-65
 Delaney, Arthur, 1928-29
 Demaree, A'bert, 1919
 Demaree, Joe, 1941-42
 De Merit, John, 1957
 De Montreville, E.N., 1901-02
 Dessau, Frank, 1907
 Detwiller, Robert, 1942-46
 Devlin, Arthur, 1912-13
 De Vogt, Rex, 1913
 Devore, Joshua, 1914
 Dexter, Charles, 1902-03
 Dickson, Walter, 1912-13
 Diehl, Ernest, 1906, 09
 Dillard, Don, 1965
 Di Maggio, Vince, 1937-38
 Dinneen, William, 1900-01
 Dittmer, John, 1952
 Dolan, Patrick, 1905-06
 Doll, Arthur, 1936, '38
 Donlin, Mike, 1911
 Donnelly, Ed, 1911-12
 Donnelly, Sylvester, 1951
 Donovan, Rich, 1950-52
 Donovan, William, 1942-43
 Dorn, Augustus, 1906-09
 Drabowsky, Myron, 1961
 Drossen, William, 1921
 Dresser, Robert, 1902
 Drows, Frank, 1944-45
 Dudra, John, 1941
 Dugey, Oscar, 1913-14, '20
 Dunlap, William, 1929-30

Braves All-Time Roster: 1900-65



Braves All-Time Roster, 1900-65 (Continued)

— E —

Earley, Tom, 1938-45
Eason, Malcolm, 1902
Eayrs, Edwin, 1920-21
Eckhardt, Oscar, 1932
Edelman, John, 1955
Edwards, Foster, 1925-28
Egan, Richard, 1915-16
Eilers, David, 1964-65
Elliott, Harold, 1910
Elliott, Herbert, 1947-49
Elliott, James, 1934
Elliott, Robert, 1947-51
Emmerich, Robert, 1923
English, Gilbert, 1937-38
Errickson, Richard, 1938-42
Estock, George, 1951
Etchison, Clarence, 1943-44
Evans, Chickering, 1909-10
Evers, John, 1914-17

— F —

Fallenstein, Ed, 1933
Farrell, Ed, 1927-29
Farrell, Major, 1943
Felix, August, 1923-25
Ferguson, George, 1908-11
Fernandez, Froilan, 1942-47
Fette, Louis, 1937-40, '45
Filligim, Dana, 1918-23
Fischer, Henry, 1962-65
Fitzberger, Charles, 1923
Fitzpatrick, Ed, 1915-17
Flaherty, Pat, 1911
Fletcher, Elburt, 1934-39
Ford, Eugene, 1936
Ford, Horace, 1932-33
Fox, John, 1881
Fox, Terrence, 1960
Frankhouse, F.M., 1930-35, '39
Fraser, Charles, 1905
Frasier, Victor, 1937
Freigau, Howard, 1928
Frock, Sam, 1910-11
Funk, Franklin, 1963

— G —

Gabler, Frank, 1937-38
Gabrielson, L.G., 1960, '63-64
Gallagher, Lawrence, 1922
Gammons, John, 1901
Garms, Debs, 1937-39
Gautreau, Walter, 1925-28
Gearin, Dennis, 1924
Geier, Phil, 1904
Genewich, Joe, 1922-28
Gentile, Sam, 1943
George, Tom, 1918
Geraghty, Ben, 1943-44
Gervais, Luckien, 1913
Gibson, Frank, 1921-27
Giggle, Robert, 1959-60
Gilbert, Lawrence, 1914-15
Gillenwater, Carden, 1945-46
Gladu, Roland, 1944
Glossop, Alban, 1940
Goldsmith, Harold, 1926-28
Gonder, Jesse, 1965
Gonzalez, Muguél, 1912
Good, Eugene, 1906
Good, Ralph, 1910
Goode, Wilbur, 1910-11
Gordon, Sidney, 1950-52
Gorin, Charles, 1954-55
Gowdy, Henry, 1911-23
Graham, George, 1908-11
Graham, Kyle, 1924-26
Graves, Sam, 1927
Greenfield, Kent, 1927-29
Greminger, Ed, 1902-03
Gremp, Lewis, 1940-42
Griffin, John, 1911-12
Griffith, Bert, 1913-14

Grosart, George, 1901
Gyselman, Rich, 1933-34

— H —

Haid, Harold, 1931
Haas, George, 1958, '60
Hale, Roy, 1902
Hall, Robert, 1949-50
Hanebrink, Harry, 1953-58
Hargrave, William, 1932-33
Harley, Henry, 1905
Harris, David, 1925, '28
Hartley, Grover, 1927
Hartman, Robert, 1959
Hartsfield, Roy, 1950-52
Haslin, Michael, 1936
Hassett, John, 1939-41
Hazle, Robert, 1955-58
Hearn, Bunn, 1918-20
Hearn, Elmer, 1926-29
Heath, John, 1948-49
Heltzel, William, 1943
Hendley, Charles, 1961-64
Hendrickson, Donald, 1945-46
Henry, Frederick, 1922-23
Hermann, Albert, 1923-24
Hersh, Earl, 1956
Herzog, Charles, 1910-11, '18-19
Hess, Otto, 1912-15
Heving, Joe, 1945
Hickey, James, 1942-44
High, Andrew, 1925-27
Hill, John, 1939
Hinton, John, 1901
Hitchock, James, 1901
Hodgin, Elmer, 1939
Hoeft, William, 1964
Hofferth, Stewart, 1944-46
Hoffman, Harry, 1907
Hogan, James, 1925-27, '33-35
Hogg, Carter, 1911-12
Hogue, Robert, 1948-51
Holke, Walter, 1919-22
Holland, Robert, 1932-33
Hollingsworth, John, 1928
Holmes, Tom, 1942-51
Hood, Aubrey, 1925
Hoover, Rich, 1952
Hoop, John, 1946-47
Hornsby, Rogers, 1928
Houser, Ben, 1911-12
Howard, George, 1906-07
Hubler, Otto, 1939
Hughes, Tom, 1914-18
Hulhan, Harry, 1922
Hunnefeld, William, 1931
Huston, Warren, 1944
Hutchings, John, 1941-46
Hutchinson, 1937-38, '44-45

— I —

Ingerton, William, 1911

— J —

Jacklitsch, Fred, 1917
Jackson, George, 1911-13
James, Robert, 1929-30
James, William, 1913-19
Javery, Alva, 1940-46
Jay, Joe, 1953-60
Jeffcoat, George, 1943
Jester, Virgil, 1952-53
Jethroe, Sam, 1950-52
Johnson, Arthur, 1940-42
Johnson, Ernie, 1950-58
Johnson, Ken, 1965
Johnson, Louis, 1962
Johnson, Paul, 1918
Johnson, Roy, 1937-38
Johnson, Silas, 1946-47
Johnston, James, 1926
Jolly, David, 1953-57

Jones, John, 1920
Jones, Mack, 1961-65
Jones, Ken, 1930
Jones, Percy, 1929
Jones, Vernal, 1957
Jones, William, 1911-12
Jordan, Baxter, 1932-37

— K —

Kahle, Robert, 1938
Kahn, Owen, 1930
Kaiser, Albert, 1911-12
Kamp, Alphonse, 1924-25
Kane, Tom, 1938
Karl, Anton, 1947
Keating, Ray, 1919
Kelley, Rich, 1964-65
Kelly, James, 1918
Kelly, Joe, 1917-19
Kennedy, Arthur, 1938
Kerr, John, 1950-51
Kibbie, Horace, 1925
King, Ed, 1919
Kirke, Jay, 1911-13
Kittredge, Malachi, 1901-03
Klaus, William, 1952
Klimchok, Louis, 1962-63, '65
Kling, John, 1911-12
Klopp, Stan, 1944
Klutz, Clyde, 1942-45
Knetzer, Elmer, 1916
Knight, Elma, 1927
Knothe, Wilfred, 1932-33
Knotts, Joe, 1907
Konetchy, Ed, 1916-18
Konstanty, Casimir, 1946
Kolb, Gary, 1964
Kopf, William, 1922-23
Koslo, George, 1954-55
Kowalik, Fabian, 1936
Kraft, Clarence, 1914
Kroh, Floyd, 1912
Krsnich, Mike, 1960, '62
Krueger, Arthur, 1910
Kuczek, Stanislaw, 1949

— L —

Lakeman, Albert, 1949
La Manna, Frank, 1940-42
Lane, James, 1924
Lanfranconi, Walt, 1947
Lanning, John, 1936-39, '47
Lansing, Eugene, 1922
Larker, Norman, 1963
Larsen, Erling, 1936
Lary, Frank, 1964-65
Lau, Charles, 1960-61
Lauterhorn, William, 1904-05
Lawson, Robert, 1901
Leach, Fred, 1932
Lee, Harold, 1933-36
Lee, William, 1945-46
Lefler, Wade, 1924
Leggett, Louis, 1929
Lemaster, Denver, 1962-65
Leverett, Gorham, 1929
Lewis, William, 1935-36
Liddle, Don, 1953
Linden, Walter, 1950
Lindaman, Vivian, 1906-09
Lindquist, Carl, 1943-44

Braves All-Time Roster: 1900-65



Braves All-Time Roster, 1900-65 (Continued)

— L —

Litwhiler, Daniel, 1946-48
Littlefield, Richard, 1958
Livingston, Tom, 1949
Loane, Robert, 1940
Logan, John, 1951-61
Logan, Robert, 1945
Lombardi, Ernesto, 1942
Long, Nelson, 1945
Lopata, Stan, 1959-60
Lopez, Alfonso, 1936-40
Lord, Bristol, 1913
Low, Fletcher, 1915
Lucas, Charles, 1924
Luque, Adolfo, 1914-15
Lush, William, 1901-02
Lyons, Albert, 1948

— M —

MacFayden, Dick 1936-39, '43
Mack, Joe, 1945
MacKenzie, Ken 1960-61
Macon, Max, 1944-47
MacPherson, Harry, 1944
Magee, Sherwood, 1915-17
Maggert, Harl, 1938
Maguire, Fred, 1929-31
Mains, Willard, 1896
Majeski, Henry, 1939-41
Malarkey, John, 1902-03
Malkmus, Robert, 1957
Mallon, Leslie, 1934-35
Maloney, Charlie, 1908
Mangum, Leo, 1932-35
Mann, L., 1913-14, '19-20, '24-27
Manno, Don, 1940-41
Mantilla, Felix, 1956-61
Manville, Rich, 1950
Maranville, Walt, 1912-20, '29-35
Maroney, James, 1906
Marquard, Rich, 1922-25
Marquez, Luis, 1951
Marriott, William, 1925
Marshall, Willard, 1950-51
Martel, Leon, 1910
Martin, John, 1914
Martin, William, 1914
Martin, Ray, 1943-48
Masi, Philip, 1939-49
Massey, Roy, 1918
Massey, William, 1917
Mathes, Joe, 1916
Mathews, Ed, 1952-65
Mattern, Alonzo, 1908-12
Matthews, James, 1922
Mauch, Gene, 1950-51
Maye, Arthur, 1959-65
Mayo, Ed, 1937-38
McAfee, William, 1931
McAuliffe, Gene, 1904
McCarthy, John, 1946
McCarthy, Tom, 1908-09
McCarthy, Bill, 1906
McCleskey, Jeff, 1913
McCormick, Frank, 1947-48
McCormick, Myron, 1946-48
McDonald, Charlie, 1913
McDonald, Ed, 1911-12
McElyea, Frank, 1942
McGee, Dan, 1934
McGowan, Frank, 1937
McInnis, John, 1923-27
McKechnie, William, 1913
McLeod, Ralph, 1938
McMahon, Don, 1957-62
McManus, Martin, 1934
McMillian, Roy, 1961-64
McNamara, John, 1927-28
McNamara, Tim, 1922-25
McNichol, Ed, 1904
McQuillan, Hugh, 1918-22, '27
McTigue, William, 1911-13
Medwick, Joe, 1945
Menke, Dennis, 1962-65
Miller, Ed, 1939-42

Miller, Frank, 1922-23
Miller, Roy, 1910-12
Miller, Tom, 1918-19
Mills, Arthur, 1927-28
Mogridge, George, 1926-27
Montgomery, Alvin, 1941
Moore, Eugene, 1936-38, '40-41
Moore, Graham, 1926-28
Moore, Randolph, 1930-35
Moran, Albert, 1938-39
Moran, Charles, 1908-10, '14-15
Moran, Pat, 1901-05
More, Forest, 1909
Morehead, Seth, 1961
Morgan, Cyril, 1921-22
Morgan, Joe, 1959
Moriarity, Ed, 1935-36
Morrison, Walter, 1927-28
Morton, Wycliffe, 1963
Moss, Ray, 1931
Mowry, Joe, 1933-35
Mueller, Clarence, 1928-29
Mueller, Ray, 1935-38, '51
Muich, Ignatius, 1924
Mulligan, Rich, 1946-47
Murf, John, 1956-57
Murphy, David, 1905
Murphy, Robert, 1918
Murray, James, 1914
Murray, Joe, 1936
Murtaugh, Dan, 1947
Mustaikis, Alex, 1940
Myers, Ralph, 1913

— N —

Needham, Tom, 1904-07
Nehf, Arthur, 1915-19
Neill, Tom, 1946-47
Neis, Bernard, 1925-26
Nelson, Tom, 1945
Neun, John, 1930-31
Nichols, Chester, 1951-56
Nicholson, Fred, 1921-22
Niekro, Phil, 1964-65
Nieman, Elmer, 1943-45
Neggeling, John, 1938, '46
Nixon, Albert, 1921-23
Northrop, George, 1918
Nottebart, Don, 1960-62
Noyes, Winfield, 1913
Nutter, Everett, 1919

— O —

O'Connell, Dan, 1954-57
O'Dea, James, 1946
O'Dell, William, 1965
Odom, Dave, 1943
Oeschger, Joe, 1919-23
Ogrodowski, Joe, 1925
O'Hara, James, 1904
Oliver, Eugene, 1963-65
Olivo, Fred, 1961, '64-65
Olmo, Luis, 1950-51
O'Neil, George, 1919-25
O'Neill, John, 1906
Orndorff, Jesse, 1907
O'Rourke, Francis, 1912
Osborne, Wayne, 1936
Osinski, Dan, 1965
Outlaw, James, 1939

— P —

Padgett, Don, 1946
Padgett, Ernest, 1932-25
Pafko, Andrew, 1953-59
Paine, Phillips, 1951-57
Palmero, Camilo, 1928
Parson, William, 1910-11
Patton, Eugene, 1944
Perry, George, 1929
Pendleton, James, 1953-56
Perdue, Hubbard, 1911-14
Peploski, Henry, 1929

Pfeffer, Francis, 1906-08, '11
Phillips, Damon, 1944, '46
Phillips, Ed, 1924
Phillips, Bill, 1956-57
Piatt, Wally, 1903
Piche, Ron, 1960-61, '63
Pick, Charles, 1919-20
Pickrel, Clarence, 1934
Piechota, Aloysius, 1940-41
Pierotti, Albert, 1920-21
Pliney, Andrew, 1936
Pisoni, James, 1959
Pittinger, Charles, 1900-04
Pizarro, Juan, 1957-60
Poland, Hugh, 1943-46
Posedel, Bill, 1939-46
Potter, Nelson, 1948-49
Powell, Ray, 1917-24
Preibisch, Melvin, 1940-41
Prendergast, James, 1948
Pruett, Hubert, 1932
Pule, Herbert, 1945

— Q —

Queen, Bill, 1954
Quinn, John, 1913

— R —

Ragan, Don, 1915-19
Ramsey, William, 1945
Randall, Newton, 1907
Ranew, Merritt, 1964
Rariden, William, 1909-13
Rawlings, John, 1917-19
Raymer, Fred, 1904-05
Raymond, Claude, 1961-63
Reed, William, 1952
Rehg, Walter, 1917-18
Reid, Earl, 1946
Reidy, William, 1901
Reis, Robert, 1936-38
Reis, Tom, 1938
Reiser, Harold, 1949-50
Reulbach, Ed, 1916-17
Rhem, Charlie, 1934-35
Rhiel, William, 1930
Rice, Delbert, 1955-59
Rich, Woodrow, 1944
Richbourg, Lance, 1927-31
Richie, Lewis, 1910
Rickert, Marvin, 1948-49
Rico, Arthur, 1916-17
Riconda, Harry, 1926
Riddle, John, 1937-38
Rigert, Joe, 1919
Riley, James, 1910
Ritchey, Claude, 1907-09
Roach, Melvin, 1953-61
Roberge, J. A., 1941-42, '46
Robertson, Charlie, 1927-28
Robertson, Eugene, 1929-30
Robinson, Humberto, 1955-58
Roof, Phillip, 1961, '64
Roselli, Robert, 1955
Roser, Emerson, 1946
Roser, John, 1922
Ross, Chester, 1939-44
Rowell, Carvel, 1939-47
Roy, Norman, 1950
Rudolph, Richard, 1913-27
Rush, Robert, 1958-60
Russell, James, 1948-49
Ruth, Babe, 1935
Ryan, Cornelius, 1943-50
Ryan, John, 1894-96
Ryan, Bill, 1925-26

Braves All-Time Roster: 1900-65



Braves All-Time Roster, 1900-65 (Continued)

— S —

Sadowski, Robert, 1963-65
 Sain, John, 1942-51
 St. Claire, Ed, 1951-52
 Salkeld, William, 1948-49
 Samuel, Amado, 1962-63
 Sanders, Raymond, 1946-49
 Sandlock, Mike, 1942-44
 Salvo, Manuel, 1940-43
 Sauer, Ed, 1949
 Sawatski, Carl, 1957-58
 Scalzi, John, 1931
 Scarselia, Leslie, 1940
 Schacht, Sidney, 1951
 Schacker, Harold, 1945
 Schmidt, Charles, 1913-15
 Schneider, Dan, 1963-64
 Schoendienst, Albert, 1957-60
 Schreiber, Henry, 1917
 Schulmerich, Ed, 1931-33
 Schulte, Dave, 1906
 Schulte, John, 1932
 Schultz, Joe, 1912-13
 Schuster, William, 1939
 Schwind, Arthur, 1912
 Scott, John, 1917-21
 Seibold, Harry, 1929-33
 Shannon, Joe, 1915
 Shannon, Maurice, 1915
 Sharpe, Bayard, 1905, '10
 Shaw, Alfred, 1909
 Shaw, Robert, 1962-63
 Shay, Arthur, 1924
 Shean, Dave, 1909-10, '12
 Shearer, Ray, 1957
 Sheely, Earl, 1931
 Shemo, Steve, 1944-45
 Sherdel, William, 1930-32
 Shirer, Art, 1932
 Shoffner, Milburn, 1937-39
 Shoun, Clyde, 1947-49
 Shupe, Vincent, 1945
 Siemer, Oscar, 1925-26
 Simmons, Alousius, 1939
 Siner, Hosea, 1909
 Singleton, Burt, 1945-46
 Sisler, George, 1928-30
 Sisti, Sebastian, 1939-42, '46-54
 Slagle, James, 1901
 Slaughter, Enos, 1959
 Smalley, Roy, 1954
 Smith, Earl, 1923-24
 Smith, Elmer, 1901
 Smith, Fred, 1913
 Smith Harry, 1908-10
 Smith, Jack, 1964
 Smith, James, 1914-1919
 Smith, James, 1918
 Smith, John, 1926-29
 Smith, Robert, 1925-37
 Snodgrass, Fred, 1915-16
 Southworth, Billy, 1921-23
 Southworth, William, 1964-65
 Spahn, Warren, 1942-64
 Spangler, Albert, 1959-61
 Sparks, Tully, 1901
 Sperber, Edwin, 1924-25
 Spohrer, Alfred, 1928-35
 Spratt, Henry, 1911-12
 Stanky, Ed, 1948-49
 Stanley, Joe, 1903-04
 Starr, Charles, 1909
 Starr, Ray, 1933
 Steinfeldt, Harry, 1911
 Stem, Fred, 1908-09
 Stengel, Casey, 1924-25
 Stewart, Joe, 1904
 Stout, Allyn, 1943
 Strand, Paul, 1913-15
 Street, Gabby, 1905
 Strincevich, Nicholas, 1940-41
 Stripp, Joe, 1938
 Stroebel, Albert, 1905-06
 Sturgeon, Robert, 1948
 Stryker, Sterling, 1924
 Sullivan, Andrew, 1904
 Sullivan, John, 1920-21

Sullivan, Joe, 1939-41
 Surkont, Maxim, 1950-52
 Sutcliffe, Charles, 1938
 Sweeney, William, 1907-13
 Swift, William, 1940

— T —

Talcott, Leroy, 1943
 Tanner, Charles, 1955-57
 Taylor, Ben, 1955
 Taylor, Ed, 1926
 Taylor, James, 1926-29
 Taylor, Robert, 1957-58, '61-63
 Terry, Zebulon, 1918
 Thevenow, Tom, 1937
 Thiel, Mavnard, 1952
 Thomas, Frank, 1961, '65
 Thomas, Herbert, 1924-27
 Thomas, Roy, 1909
 Thomas, Walter, 1908
 Thompson, Fuller, 1911
 Thompson, Don, 1949
 Thompson, Rupert, 1933-36
 Thompson, Robert, 1954-57
 Thorpe, Ben, 1951-52
 Thorpe, James, 1919
 Tiefenauer, Bobby, 1963-65
 Tierney, James, 1924
 Titus, John, 1912-13
 Tobin, James, 1940-45
 Torgeson, Clifford, 1947-52
 Trophy, Walter, 1920
 Torre, Frank, 1956-61
 Torre, Joe, 1960-65
 Tost, Louis, 1942-43
 Touchstone, Clayland, 1928-29
 Townsend, Ira, 1920-21
 Townsend, Leo, 1920-21
 Trageser, Walter, 1913-19
 Trowbridge, Robert, 1956-60
 Tuckey, Thomas, 1908-09
 Turner, James, 1937-39
 Twombly, George, 1917
 Tyler, Fred, 1914
 Tyler, George, 1910-17
 Tyler, John, 1934-35

Wentzel, Stan, 1945
 Wertz, Henty, 1926-29
 West, Mac, 1938-46
 Westerberg, Oscar, 1907
 Weston, Alfred, 1929
 Whaling, Albert, 1913-15
 Whelan, Tom, 1920
 Whisenant, Tom, 1952
 Whitcher, Robert, 1945
 White, Charles, 1954-55
 White, Ernest, 1946-48
 White, Kirby, 1909-1910
 White, Steve, 1912
 Whitehouse, Gilbert, 1912
 Wilbourn, Alfred, 1933-36
 Whitted, George, 1914
 Wickland, Albert, 1916
 Wietelmann, Bill, 1939-46
 Wilburn, Claude, 1940
 Wilhelm, Irving, 1904-05
 Wilhoit, Joe, 1916
 Willey, Carlton, 1957-64
 Williams, Earl, 1928
 Williams, Robert, 1940, '46
 Williams, Walt, 1903
 Wilson, Arthur, 1918-20
 Wilson, Francis, 1924-26
 Wilson, James, 1951-54
 Wise, Kendall, 1958-59
 Witherup, Leroy, 1906
 Wolverton, Harry, 1905
 Womack, Sidney, 1926
 Wood, George, 1944
 Woodward, William, 1963-65
 Workman, Charles, 1943-46
 Worthington, Robert, 1931-34
 Wright, Albert, 1933
 Wright, Henderson, 1945-48

— Y —

Yeargin, James, 1922-24
 Young, Denton, 1911
 Young, Harvey, 1908
 Young, Herman, 1911
 Young, Irving, 1905-08

— Z —

Zachary, Jonathon, 1930-34
 Zinn, Guy, 1913

— U —

Uecker, Robert, 1962-63
 Ulisney, Mike, 1945
 Umbach, Arnold, 1964
 Upham, William, 1918
 Urban, Louis, 1927-28
 Urbanski, William, 1931-37

— V —

Vargas, Roberto, 1955
 Vargas, William, 1925-26
 Veigel, Allan, 1939
 Veltman, Arthur, 1931
 Verban, Emile, 1950
 Vernon, James, 1959
 Voisle, William, 1947-49
 Volz, Jacob, 1905
 Voyles, Philip, 1929

— W —

Wagner, William, 1918
 Wall, Murray, 1950
 Wallace, James, 1942-46
 Wallen, Norman, 1945
 Walsh, Joe, 1938
 Walters, William, 1931-32, '50
 Waner, Paul, 1941-42
 Warstler, Harold, 1936-40
 Wasem, Lincoln, 1937
 Watson, John, 1920-22
 Weaver, Ken, 1936
 Weaver, Orville, 1911
 Weeden, Charles, 1911
 Weir, William, 1936-39
 Welsch, James, 1925-27, '29-30

Atlanta Attendance Records



YEAR-BY-YEAR ATTENDANCE IN ATLANTA

Year	HOME			ROAD		
	Attendance	Home Dates	Average	Attendance	Home Dates	Average
1966	1,539,801	76	20,260	1,398,368	77	18,160
1967	1,389,222	80	17,365	1,226,510	72	17,035
1968	1,126,540	80	14,081	1,121,620	72	15,578
1969	1,458,320	74	19,707	1,346,487	74	18,196
1970	1,078,848	74	14,579	1,352,365	74	18,275
1971	1,006,320	76	13,241	1,456,512	75	19,420
1972	752,973	68	11,073	1,396,486	71	19,669
1973	800,655	68	11,774	1,546,201	77	20,081
1974	981,085	75	13,081	1,685,587	76	22,179
1975	534,672	73	7,324	1,375,545	77	17,862
1976	818,179	71	11,524	1,197,982	75	15,973
1977	872,464	80	10,906	1,383,686	76	18,206
1978	904,494	75	12,060	1,594,956	76	20,986
1979	769,465	75	10,260	1,636,611	76	21,534
1980	1,048,411	77	13,616	1,544,747	78	19,804
1981*	535,418	49	10,297	1,152,852	56	20,587
1982	1,801,985	78	23,102	1,985,595	79	25,134
1983	2,119,935	77	27,532	1,855,533	78	23,789
1984	1,724,892	79	21,834	1,635,406	77	21,239
1985	1,350,137	79	17,090	1,658,044	79	20,988
1986	1,387,181	80	17,340	1,840,076	79	23,292
1987	1,217,402	80	15,218	1,911,559	79	24,197
1988	848,089	76	11,159	1,819,007	77	23,623
1989	984,930	77	12,791	1,936,802	78	24,831
1990	980,129	76	12,896	1,854,478	78	23,775
Totals	28,031,547	1873	14,966	38,913,616	1886	20,632

TOP TEN ATLANTA REGULAR SEASON HOME BASEBALL CROWDS

Date	Attendance	Opponent	Score
1. April 8, 1974	53,775	Los Angeles	7-4
2. Aug. 9, 1966	52,270	Los Angeles	2-1
3. June, 26, 1966	51,275	Los Angeles	1-2
4. April 12, 1966	50,671	Pittsburgh	2-3
5. July 4, 1972	50,597	Chicago	5-3, 1-3
6. July 4, 1977	50,595	Cincinnati	5-4
7. July 24, 1976	50,595	Cincinnati	5-4
8. July 4, 1982	48,905	Cincinnati	4-1
9. Aug. 13, 1983	48,566	Los Angeles	8-7
10. July 2, 1983	48,537	Cincinnati	4-2

TOP TEN SMALLEST REGULAR SEASON HOME BASEBALL CROWDS

Date	Attendance	Opponent	Score
1. Sept. 8, 1975	737	Houston	6-9
2. Sept. 6, 1977	877	San Francisco	2-12
3. Sept. 14, 1976	970	Houston	3-4, 4-3
4. Sept. 24, 1974	1,045	San Francisco	7-6
5. Sept. 4, 1975	1,062	San Diego	2-1
6. Sept. 3, 1975	1,119	San Diego	9-10
7. Sept. 15, 1976	1,145	Houston	3-4
8. Sept. 5, 1978	1,192	San Diego	8-1
9. Sept. 28, 1976	1,306	San Francisco	1-4
10. Sept. 17, 1973	1,362	San Diego	7-0

Atlanta Attendance Records




ATLANTA STADIUM ATTENDANCE HIGHS

	Date	Attendance	Opponent	Score
Single Game	Apr. 8, 1974	53,775	Los Angeles	7-4
Day Game	June 26, 1966	51,275	Los Angeles	1-2
Night Game	Apr. 8, 1974	53,775	Los Angeles	7-4
Day Doubleheader	July 18, 1971	46,489	San Francisco	4-5, 4-2
Two-night Doubleheader	July 4, 1972	50,497	Chicago	5-3, 1-3
Opening Night	Apr. 8, 1974	53,775	Los Angeles	7-4
Four-Game Series	June 24-26, 1966	160,607	Los Angeles	—
Three-Game Series	Aug. 12-14, 1983	143,968	Los Angeles	—
Two-Game Series	July 26-27, 1986	77,738	New York	—
Memorial Day	May 30, 1966(T-N)	40,702	Los Angeles	6-10
Independence Day	July 4, 1972(T-N)	50,597	Chicago	5-3, 1-3
Labor Day	Sept. 5, 1983(N)	19,116	Houston	7-5
Weeknight	Apr. 8, 1974(Mon.)	53,775	Los Angeles	7-4
Saturday	July 24, 1977(T-N)	50,419	Cincinnati	5-4, 3-6
Sunday	June 26, 1966	51,275	Los Angeles	1-2

HIGHEST ATLANTA ATTENDANCE VS. N.L. CLUBS

Club	Date	Attendance	Score
Chicago	July 4, 1972	50,597	5-1, 3-3
Cincinnati	July 4, 1977	50,595	5-4
Houston	April 15, 1977	46,499	4-3
Los Angeles	April 8, 1974	53,775	7-4
Montreal	July 16, 1983	48,139	6-3
New York	June 11, 1974	45,296	4-3
Philadelphia	August 17, 1974	45,805	7-6
Pittsburgh	April 12, 1966	50,671	2-3
St. Louis	May 15, 1982	48,433	6-7
San Diego	July 4, 1980	46,071	9-0
San Francisco	June 11, 1983	43,381	6-7

1990
IN
REVIEW



Final 1990 Statistics



1990 FINAL NATIONAL AND AMERICAN LEAGUE STANDINGS

N.L. East	Won	Lost	Pct.	GB
Pittsburgh	95	67	.586	—
New York	91	71	.562	4.0
Montreal	85	77	.525	10.0
Philadelphia	77	85	.475	18.0
Chicago	77	85	.475	18.0
St. Louis	70	92	.432	25.0

N.L. West	Won	Lost	Pct.	GB
*Cincinnati	91	71	.562	—
Los Angeles	86	76	.531	5.0
San Francisco	85	77	.525	6.0
San Diego	75	87	.463	16.0
Houston	75	87	.463	16.0
Atlanta	65	97	.401	26.0

*1990 World Series Champions

A.L. East	Won	Lost	Pct.	GB
Boston	88	74	.543	—
Toronto	86	76	.531	2.0
Detroit	79	83	.488	9.0
Cleveland	77	85	.475	11.0
Baltimore	76	85	.472	11.5
Milwaukee	74	88	.457	14.0
New York	67	95	.414	21.0

A.L. West	Won	Lost	Pct.	GB
*Oakland	103	59	.636	—
Chicago	94	68	.580	9.0
Texas	83	79	.512	20.0
California	80	82	.494	23.0
Seattle	77	85	.475	26.0
Kansas City	75	86	.466	27.5
Minnesota	74	88	.457	29.0

*American League Champions

Final 1990 Statistics



1990 NATIONAL LEAGUE BATTING STATISTICS

Club	AVG	G	AB	R	H	TB	2B	3B	HR	RBI	SH-SF	HP	BB-IBB	SO	SB-CS	DP	LOB	SHO	SLG	OBP
Cin.	.265	162	5525	693	1466	2205	284	40	125	644	88-42	42	466-73	913	166-66	99	1137	8	.399	.325
Chi.	.263	162	5600	690	1474	2194	240	36	136	649	61-51	30	406-68	869	151-50	100	1124	9	.392	.314
S.F.	.262	162	5573	719	1459	2206	221	35	152	681	76-45	33	488-61	973	109-56	83	1167	6	.396	.323
L.A.	.262	162	5491	728	1436	2099	222	27	129	669	71-48	31	538-78	952	141-65	110	1132	8	.382	.328
Pitt.	.259	162	5388	733	1395	2181	288	42	138	693	96-66	24	582-64	914	137-52	115	1121	8	.405	.330
S.D.	.257	162	5554	673	1429	2111	243	35	123	628	79-48	28	509-75	902	138-59	117	1139	6	.380	.320
N.Y.	.256	162	5504	775	1410	2246	278	21	172	734	54-56	32	536-65	851	110-33	89	1114	8	.408	.323
Stl.	.256	162	5462	599	1398	1954	255	41	73	554	77-50	21	517-54	844	221-74	101	1164	15	.358	.320
Pha.	.255	162	5535	646	1410	2010	237	21	103	619	59-39	30	582-92	915	108-35	115	1242	11	.363	.327
Atl.	.252	162	5504	682	1376	2177	263	26	162	636	49-31	27	473-36	1010	92-55	101	1074	14	.396	.311
Mtl.	.250	162	5453	662	1363	2018	227	43	114	607	87-47	26	576-67	1024	235-99	96	1126	7	.370	.322
Hou.	.242	162	5379	573	1301	1856	209	32	94	536	79-41	28	548-64	997	179-83	107	1132	16	.345	.313

1990 NATIONAL LEAGUE PITCHING STATISTICS

Club	W-L	ERA	G	CG	SHO	REL	SV	IP	H	R-ER	HR	HB	BB-IBB	SO	WP	BK	Opp.	AVG.
Mtl.	85-77	3.37	162	18	11	341	50	1437.1	1349	598-551	127	38	510-76	991	27	13	.245	
Cin.	91-71	3.39	162	14	12	316	50	1456.1	1388	597-549	124	34	543-60	1029	48	26	.246	
Pitt.	95-67	3.40	162	18	8	364	43	1447.0	1367	619-546	135	30	413-48	848	42	22	.251	
N.Y.	91-71	3.43	162	18	14	268	41	1440.0	1339	613-548	119	27	444-35	1217	51	14	.246	
Hou.	75-87	3.61	162	12	6	348	37	1450.0	1396	656-581	130	38	496-74	854	36	15	.255	
S.D.	75-87	3.68	162	21	12	288	35	1461.2	1437	673-597	147	15	507-69	928	39	19	.258	
L.A.	86-76	3.72	162	29	12	339	29	1442.0	1364	685-596	137	28	487-49	1021	63	10	.249	
Stl.	70-92	3.87	162	8	13	364	39	1443.1	1432	698-621	98	34	475-72	833	45	5	.261	
Pha.	77-85	4.07	162	18	7	374	35	1449.0	1381	729-655	124	29	651-81	840	69	15	.253	
S.F.	85-77	4.08	162	14	6	335	45	1446.1	1477	710-655	131	21	553-84	788	37	19	.267	
Chi.	77-85	4.34	162	13	7	346	42	1442.2	1510	774-695	121	28	572-85	877	62	14	.271	
Atl.	65-97	4.58	162	17	8	346	30	1429.2	1527	821-727	128	26	579-64	938	61	15	.275	

1990 NATIONAL LEAGUE FIELDING STATISTICS

Club	Pct.	G	PO	A	E	TC	DP	TP	PB
Cincinnati	.983	162	4369	1690	102	6161	126	0	19
S.F.	.983	162	4339	1825	107	6271	148	0	11
Montreal	.982	162	4420	1648	110	6178	134	0	21
Philadelphia	.981	162	4347	1739	117	6203	150	0	8
Chicago	.980	162	4328	1756	124	6208	136	0	24
St. Louis	.979	162	4330	1734	130	6194	114	0	11
Los Angeles	.979	162	4326	1612	130	6068	123	0	10
Pittsburgh	.979	162	4341	1777	134	6252	125	0	9
Houston	.978	162	4350	1602	131	6083	124	1	18
New York	.978	162	4320	1565	132	6017	107	0	20
San Diego	.977	162	4385	1668	141	6194	141	0	9
Atlanta	.974	162	4289	1735	158	6182	133	0	15

Final 1990 Braves Batting Statistics



1990 ATLANTA BRAVES BATTING STATISTICS

Player	AVG	G	AB	R	H	TB	2B	3B	HR	RBI	SH-SF	HP	BB-IBB	SO	SB-CS	DP	E	SLG	OBP	GI	
																				DP	E
Bell	.244	36	45	8	11	21	5	1	1	5	0-0	1	2-0	9	0-1	4	2	.467	.292		
Berroa	.000	7	4	0	0	0	0	0	0	0	0-0	0	1-1	1	0-0	0	0	.000	.200		
Blauser	.269	115	336	46	104	158	24	3	8	39	3-0	5	35-1	70	3-5	4	16	.409	.338		
Cabrera	.277	63	137	14	38	66	5	1	7	25	0-1	0	5-0	21	1-0	4	3	.482	.301		
Davis	.071	12	28	0	2	2	0	0	0	1	0-0	0	3-0	3	0-0	1	0	.071	.161		
Esasky	.171	9	35	2	6	6	0	0	0	0	0-0	0	4-0	14	0-0	0	5	.171	.256		
Gant	.303	152	575	107	174	310	34	3	32	84	1-4	1	50-0	86	33-16	8	8	.539	.357		
Gregg	.264	124	239	18	63	93	13	1	5	32	0-1	1	20-4	39	4-3	1	6	.389	.322		
Infante	.036	20	28	3	1	2	1	0	0	0	3-0	1	0-0	7	0-0	2	2	.071	.069		
Justice	.282	127	429	76	124	235	23	2	28	78	0-1	0	64-4	92	11-6	2	14	.535	.373		
Kremers	.110	29	73	7	8	14	1	1	1	2	0-0	0	6-1	27	0-0	0	1	.152	.177		
Lemke	.226	102	239	22	54	67	13	0	0	21	4-2	0	21-3	22	0-1	6	4	.220	.286		
Right	.268		97		26	34	8	0	0	11	3-0	0	9-1	6				.351	.330		
Left	.197		142		23	33	5	0	0	10	1-2	0	12-2	16			5	.232	.256		
Mann	.143	11	28	2	4	8	1	0	1	2	0-0	0	0-0	6	0-0	2	0	.286	.143		
McDowell	.243	113	305	47	74	109	14	0	7	25	0-1	2	21-0	53	13-2	3	4	.357	.295		
Murphy	.246	153	562	60	138	235	23	1	24	83	0-4	1	61-14	130	9-3	21	5	.418	.318		
Olson	.262	100	298	36	78	113	12	1	7	36	1-1	2	30-4	51	1-1	8	7	.379	.332		
Presley	.242	140	541	59	131	224	34	1	19	72	0-4	3	29-0	130	1-1	10	26	.414	.282		
Rosario	.143	9	7	3	1	1	0	0	0	0	0-0	0	1-0	1	0-0	0	0	.143	.250		
L. Smith	.305	135	466	72	142	214	27	9	9	42	1-6	6	58-3	69	10-10	2	12	.459	.385		
Thomas	.219	84	278	26	61	84	8	0	5	30	0-1	0	11-2	43	2-1	10	10	.302	.248		
Treadway	.283	128	474	56	134	191	20	2	11	59	5-4	3	25-1	42	3-4	10	15	.403	.320		
Watcher	.260	57	73	7	19	26	2	1	1	7	0-0	0	5-0	15	0-0	1	0	.356	.309		
Avery	.133	21	30	1	4	4	0	0	0	0	2-0	0	0-0	7	0-0	1	2	.132	.133		
Boever	.000	33	2	0	0	0	0	0	0	0	0-0	0	0-0	0	0-0	0	2	.000	.000		
Castillo	.143	52	7	1	1	1	0	0	0	9	2-0	0	1-0	5	0-0	0	0	.143	.250		
Clary	.000	33	28	0	0	0	0	0	0	0	2-0	0	1-0	10	0-0	1	1	.000	.034		
Freeman	.000	9	0	0	0	0	0	0	0	0	0-0	0	0-0	7	0-0	0	1	.000	.000		
Glavine	.113	34	62	5	7	9	2	0	0	4	7-1	0	8-0	24	0-0	0	1	.145	.211		
Grant	.250	33	4	1	1	1	0	0	0	1	0-0	1	1-0	2	0-0	0	1	.250	.500		
Greene	.000	5	1	0	0	0	0	0	0	0	1-0	0	0-0	0	0-0	0	0	.000	.000		
Leibrandt	.180	24	50	2	9	9	0	0	0	3	5-0	0	3-0	11	0-0	0	0	.180	.226		
Lilliquist	.256	29	43	6	11	17	0	0	2	3	2-0	0	1-0	8	0-0	3	0	.395	.273		
Luecken	.333	36	3	1	1	2	1	0	0	0	0-0	0	0-0	1	0-0	1	0	.667	.333		
Marak	.091	7	11	1	1	1	0	0	0	0	1-0	0	1-0	4	0-0	0	0	.091	.167		
Mercker	.000	36	3	0	0	0	0	0	0	0	0-0	0	0-0	2	0-0	0	1	.000	.000		
Parrett	1.000	20	1	0	1	1	0	0	0	0	0-0	0	0-0	0	0-0	0	1	1.000	1.000		
P. Smith	.087	13	23	2	2	2	0	0	0	0	4-0	0	1-0	0	0-0	0	0	.087	.125		
Smoltz	.162	38	74	7	12	14	2	0	0	4	7-0	0	6-0	32	1-0	2	3	.189	.255		
Atlanta	.250	162	5504	682	1376	2177	263	26	162	636	49-31	27	473-37	1010	92-55	101	158	.396	.311		
Opp.	.275	162	5550	821	1527	2237	266	30	128	763	94-54	26	579-64	938	181-62	110	128	.403	.343		

1990 Detailed Batting



1990 BRAVES DETAILED BATTING STATISTICS

	AVG	G	AB	H	HR	RBI
Totals	.250	162	5504	1376	162	636
vs. Cin	.272	18	622	169	19	79
Hou.	.222	18	594	132	5	42
L.A.	.226	18	601	136	14	59
S.D.	.265	18	664	176	23	92
S.F.	.250	18	608	152	17	73
N.L. West	.248	90	3089	765	78	345
vs. Chi.	.279	12	405	113	9	55
Mil.	.266	12	428	114	16	55
N.Y.	.221	12	390	86	18	40
Pha.	.268	12	396	96	15	51
Pitt.	.264	12	397	105	16	49
Stl.	.243	12	399	97	10	41
N.L. East	.253	72	2415	611	84	291
Pre ASG	.248	80	2695	669	85	314
Post ASG	.252	82	2809	707	77	322
In April	.207	17	545	113	7	43
May	.263	27	900	237	36	117
June	.264	28	987	261	30	123
July	.233	29	996	232	35	112
Aug.	.258	30	1023	264	24	116
Sept.	.249	28	945	235	26	102
Oct.	.315	3	108	34	4	23
Home	.262	81	2739	717	85	329
Road	.238	81	2765	659	77	307
Night	.251	125	4248	1065	128	493
Day	.248	37	1256	311	34	143
Grass	.255	120	4086	1042	122	489
Turf	.236	42	1418	334	40	147
vs. RHP	.239	—	3690	882	97	376
LHP	.272	—	1814	494	65	260

Final 1990 Braves Pitching Statistics



1990 ATLANTA BRAVES PITCHING STATISTICS

Player	W-L	ERA	G	CS	CG	SHD	SV	IP	H	R-ER	HR	HB	BB-IBB	SO	WP	BK	Opp. AVG.
Avery	3-11	5.64	21	20	1	1	0	99.0	121	79-62	7	2	45-2	75	5	1	.302
Boever	1-3	4.68	33	0	0	0	8	88.1	40	23-22	6	0	35-10	35	2	0	.252
Castillo	5-1	4.23	52	3	0	0	1	76.2	93	41-36	5	1	20-3	64	2	2	.302
Clary	1-10	5.67	33	14	0	0	0	101.2	128	72-64	9	1	39-4	44	5	1	.308
Freeman	1-0	1.72	9	0	0	0	0	15.2	7	3-3	0	2	3-0	12	0	0	.130
Glavine	10-12	4.29	33	33	1	0	0	214.1	232	111-102	18	1	78-10	129	8	1	.221
Grant	1-2	4.64	33	1	0	0	3	52.1	61	30-27	4	1	18-3	40	1	0	.293
Greene	1-0	8.03	5	2	0	0	0	12.1	14	11-11	3	1	9-0	4	0	0	.256
Henry	2-2	5.63	34	0	0	0	0	38.1	41	26-24	3	0	25-0	34	2	1	.273
Hesketh	0-2	5.81	31	0	0	0	5	31.0	30	23-20	5	1	12-0	21	5	0	.248
Kerfeld	3-1	5.58	25	0	0	0	2	30.2	31	22-19	2	0	23-3	27	0	0	.270
Leibrandt	9-11	3.16	24	24	5	2	0	162.1	164	72-57	9	4	35-3	76	4	3	.261
Lilliquist	2-8	6.28	12	11	0	0	0	61.2	75	45-43	10	1	19-4	34	0	2	.301
Luecken	1-4	5.77	36	0	0	0	1	53.0	73	36-34	5	3	30-7	35	2	0	.336
Marak	1-2	3.69	7	7	1	1	0	39.0	39	16-16	2	3	19-3	15	2	0	.267
Mercker	4-7	3.17	36	0	0	0	7	48.1	43	22-17	6	2	24-3	39	2	0	.236
Parrett	1-1	3.00	20	0	0	0	1	27.0	27	11-9	1	1	19-2	17	2	0	.281
Richards	0-0	27.00	1	0	0	0	0	1.0	2	3-3	1	0	1-0	0	0	0	.400
Sisk	0-0	3.86	3	0	0	0	0	2.1	1	1-1	0	0	4-0	1	1	0	.143
P. Smith	5-6	4.79	13	13	3	0	0	77.0	77	45-41	11	0	24-2	56	2	1	.260
Smoltz	14-11	3.85	34	34	6	2	0	231.1	206	109-99	20	1	90-3	170	14	3	.240
Stanton	0-3	18.00	7	0	0	0	2	7.0	16	16-14	1	1	4-2	7	1	0	.444
Valdez	0-0	6.75	6	0	0	0	0	5.1	6	4-4	0	0	3-0	3	1	0	.273
Atlanta	65-97	4.58	162	162	17	8	30	1429.2	1527	821-727	128	26	579-64	938	61	15	.275
Opp.	97-65	3.78	162	162	20	14	45	1442.2	1376	682-606	162	27	473-37	1010	50	20	.250

1990 Detailed Batting



1990 BRAVES DETAILED BATTING STATISTICS

	W	L	SV	ERA	G	IP	ER
Totals	65	97	30	4.58	162	1429.2	727
vs. Cin.	8	10	4	4.76	18	158.2	84
Hou.	5	13	0	4.43	18	156.1	77
L.A.	6	12	2	4.56	18	160.0	81
S.D.	8	10	3	4.53	18	169.0	85
S.F.	5	13	4	6.74	18	156.1	117
N.L. West	32	58	13	4.99	90	800.1	444
vs. Chi.	6	6	2	4.75	12	102.1	54
Mtl.	6	6	4	3.79	12	107.0	45
N.Y.	4	8	2	4.21	12	104.2	49
Pha.	5	7	2	4.37	12	105.0	51
Pitt.	5	7	3	4.63	12	101.0	52
Stl.	7	5	4	2.63	12	109.1	32
N.L. East	33	39	17	4.05	72	629.1	283
Pre ASG	33	47	18	5.03	80	702.0	392
Post ASG	32	50	12	4.14	82	727.2	335
In April	4	13	3	5.63	17	148.2	93
May	13	14	8	4.01	27	233.2	104
June	13	15	5	5.88	28	249.2	163
July	10	19	4	4.64	29	259.2	134
Aug.	11	19	3	4.26	30	262.0	124
Sept.	12	16	5	3.38	28	250.0	94
Oct.	2	1	2	5.19	3	26.0	15
Home	37	44	16	4.57	81	738.2	375
Road	28	53	14	4.58	81	691.0	352
Night	53	72	26	4.50	125	1108.2	554
Day	12	25	4	4.85	37	321.0	173
Grass	49	71	21	4.76	120	1074.0	568
Turf	16	26	9	4.02	42	355.2	159

1990 Braves Fielding



1990 BRAVES FIELDING

Pitchers

Name	Pct.	G	PO	A	E	TC	DP
Avery	.929	21	4	22	2	28	0
Boever	.600	33	1	2	2	5	1
Castillo	1.000	52	5	13	0	18	1
Clary	.963	33	6	20	1	27	0
Freeman	.667	9	0	2	1	3	0
Glavine	.981	33	19	33	1	53	1
Grant	.900	33	5	4	1	10	0
Greene	1.000	5	0	1	0	1	0
Henry	1.000	34	4	1	0	5	0
Hesketh	.857	31	3	3	1	7	0
Kerfeld	.667	25	2	2	2	6	0
Leibrandt	1.000	24	10	28	0	38	2
Lilliquist	1.000	12	3	4	0	7	0
Luecken	1.000	36	5	6	0	11	0
Marak	1.000	7	6	9	0	15	1
Mercker	.750	36	2	1	1	4	0
Parrett	.857	20	0	6	1	7	0
Richards		1	0	0	0	0	0
Sisk	1.000	3	0	1	0	10	
P. Smith	1.000	13	5	5	0	10	0
Smoltz	.946	34	26	27	3	56	4
Stanton	1.000	7	0	2	0	2	0
Valdez	1.000	6	2	1	0	3	0

Catchers

Name	Pct.	G	PO	A	E	TC	DP
Cabrera	1.000	3		5	0	0	0
Davis	1.000	4	19	1	0	20	0
Kremers	.992	27	107	10	1	118	2
Mann	1.000	10	40	3	0	43	1
Olson	.987	97	501	43	7	551	3
Whitt	.991	59	296	42	3	341	1

First Base

Name	Pct.	G	PO	A	E	TC	DP
Bell	.981	24	97	9	2	108	6
Cabrera	.990	48	264	19	3	286	15
Davis	1.000	6	45	5	0	50	4
Esasky	.944	9	79	5	5	89	7
Gregg	.987	50	334	34	5	373	31
Justice	.981	69	488	38	10	536	43
Presley	.989	17	77	11	1	89	10

1990 Braves Fielding



1990 Fielding (Continued)

Second Base

Name	Pct.	G	PO	A	E	TC	DP
Blauser	1.000	14	23	25	0	48	6
Infante	.964	10	14	13	1	28	3
Lemke	.985	44	70	121	3	194	22
Rosario	—	1	0	0	0	0	0
Treadway	.976	122	241	360	15	616	72

Third Base

Name	Pct.	G	PO	A	E	TC	DP
Blauser	1.000	9	5	6	0	11	1
Infante	1.000	4	0	3	0	3	0
Lemke	.989	45	20	71	1	92	7
Olson	—	1	0	0	0	0	0
Presley	.930	133	101	231	25	357	19
Thomas	1.000	5	1	7	0	8	2

Shortstop

Name	Pct.	G	PO	A	E	TC	DP
Blauser	.961	93	141	257	16	414	47
Infante	.941	3	8	8	1	17	1
Lemke	1.000	1	0	1	0	1	0
Rosario	1.000	3	3	4	0	7	0
Thomas	.967	72	103	193	10	306	41

Outfielders

Name	Pct.	G	PO	A	E	TC	DP
Berroa	1.000	3	1	0	0	1	0
Blauser	—	1	0	0	0	0	0
Gant	.978	146	357	7	8	372	2
Gregg	.957	20	22	0	1	23	0
Justice	.968	61	116	4	4	124	1
McDowell	.971	72	134	2	4	140	0
Murphy	.981	97	208	3	4	215	0
L. Smith	.956	122	254	6	12	272	2
Vatcher	1.000	6	7	0	0	7	0

Braves 1990 Highs and Lows



BRAVES 1990 HIGHS AND LOWS

BATTING

Most runs, game	17, at Chi., 8/18
Most runs, game, opp.	23, vs. S.F., 6/8
Fewest runs, game	0, vs. S.F., 4/11 (G1); at Hou., 4/26; at Chi., 5/9; at S.D., 6/2; at L.A., 6/4; at S.F., 6/16; vs. Mtl., 7/12; at Hou., 8/3; vs. S.D., 8/9; vs. Pitt., 8/29; at L.A., 9/6; at S.F., 9/11; at Hou., 9/29
Fewest runs, game, opp.	0, vs. Chi., 5/16; vs. Cin., 6/19 (G2); vs. L.A., 6/27; vs. Mtl., 7/12; vs. Chi., 8/24; vs. Pitt., 8/28; vs. Stl., 9/2; vs. Hou., 9/23; at Cin., 9/25
Most runs, inning	8, at S.D., 6/1 (2G)
Most runs, inning, opp.	7, vs. Cin., 4/15 (9th); vs. S.F., 6/8 (6th); at Cin., 6/13 (3rd); vs. S.D., 9/16 (2nd)
Most hits, game	24, at Chi., 8/18
Most hits game, opp.	27, vs. S.F., 6/8
Fewest hits, game	2, vs. Pitt., 8/29 (6.5 Inn.); 3, vs. S.F., 4/11; (G1); at N.Y., 4/24; at L.A., 6/4; at S.F., 6/16; at L.A., 7/26; at Hou., 8/3; at Chi., 8/17; at L.A., 9/6
Fewest hits, game, opp.	2, at Mtl., 5/3; at Pha., 5/27
Most homers, game	5, vs. Mtl., 7/15
Most homers, game, opp.	5, vs. N.Y., 7/5
Most stolen bases, game	4, at Mtl., 5/2
Most stolen bases, game, opp.	6, vs. S.D., 6/24; at Hou., 9/29
Most extra base hits, game	9, at S.F., 10/2

INDIVIDUAL BATTING

Most stolen bases, game	3, Gant, at Mtl., 5/2
Most hits, game	5, Lemke, at Chi., 8/18
Most runs, game	4, Gant, at Pha., 5/26; at S.D., 6/1
Most doubles, game	2, Presley, at N.Y., 5/2; vs. Chi., 5/14; Gant, at Cin., 6/12 (G1); L. Smith, vs. L.A., 8/13; Gregg, at Stl., 8/22; Blauser, vs. Cin., 9/4
Most triples, game	2, L. Smith, vs. Pha., 7/17
Most homers, game	3, Treadway, at Pha., 5/26
Most RBI, game	6, Treadway, at Pha., 5/26; Gant, vs. N.Y., 7/5
Longest hitting streak	13 games, Gant, 9/19-End of Season
Grand Slams	Thomas, at Mtl., 5/2; Olson, at Cin., 6/12 (G1); Justice, at Cin., 9/25

INDIVIDUAL PITCHING

Most innings pitched, starter	9, P. Smith, vs. Pha., 4/29; at Pha., 5/26; Smoltz, vs. Chi., 5/16; at Pha., 5/27; vs. Cin., 6/21; vs. L.A., 6/27; vs. Chi., 8/26; Leibrandt, vs. S.F., 6/9; vs. Cin., 6/19 (G2); vs. Stl., 9/2; vs. S.D., 9/7; vs. Hou., 9/22; Glavine, at Cin., 6/12 (G1); Avery, vs. Chi., 8/24; Marak, vs. Hou., 9/23
Most innings pitched, reliever	4.1, Luecken, at Pitt., 8/14 (G2)
Fewest hits allowed, CG	2, Smoltz, at Pha., 5/27
Fewest runs allowed, CG	0, Smoltz, vs. Chi., 5/16, vs. L.A., 6/27; Leibrandt, vs. Cin., 6/19 (G2); vs. Stl., 9/2; Avery, vs. Chi., 8/24; Marak, vs. Hou., 6/11
Most strikeouts, game	11, Smoltz, vs. S.F., 6/11
Longest winning streak	4, Smoltz, 8/21-End of Season
Longest losing streak	9, Clary, 5/18-End of Season

TEAM MISCELLANEOUS

Most Strikeouts, Game (Braves)	14, at L.A., 7/27
Most Strikeouts, Game (Opp.)	18, at L.A., 6/4
Most Errors, Game	3, Presley, vs. S.D., 9/16
Longest winning streak	6, 8/31-9/6
Longest losing streak	7, 4/12-18; 7/31-8/7
Longest game, innings	12, vs. S.D., 6/24; at L.A., 7/27; vs. Stl., 8/30
Longest game time, 9 innings	3:42, vs. S.F., 6/8
Longest game, time, x-innings	5:03, at L.A., 7/27 (12 innings)
Shortest game, time, 9 innings	2:02, at Chi., 8/17
Largest crowd, home	38,267 vs. N.Y., 7/7
Largest crowd, road	56,789, at Pha., 5/26
Largest winning margin	11, at Chi., 8/18 (17-6)
Largest losing margin	15, vs. S.F., 6/8 (23-8)
Shutouts	8-14
Extra-inning	5-11
1-run decisions	18-21

1990 Day-by-Day



DAILY RECORD OF BRAVES GAMES 1990

G	Date	Opp.	N-D H-R	Score	W/ L	Winning Pitcher	Losing Pitcher	Sv.	Rec.	Att	Pos.	GB
	4/10	S.F.				RAIN OUT						
1	4/11	S.F.	H-N	8-0	L	Reuschel	Glavine		0-1			
2	(DH) 4/12	S.F.	H-N	4-3	W	P. Smith	Swan	Stanton	1-1	11,082	T3	1.5
3	4/12	S.F.	H-N	13-4	L	LaCoss	Smoltz	Brantley	1-2	6,425	5	2.0
4	4/13	Cin.	H-N	5-2	L	Browning	Lilliquist	Myers	1-3	12,364	5	3.0
	4/14	Cin.				RAIN OUT						
5	4/15	Cin.	H-D	13-6	L	Birtsas-r	Glavine		1-4	10,067	5	4.0
6	4/16	Cin.	H-N	5-3	L	Armstrong	P. Smith	Dibble	1-5	6,484	T5	5.0
7	4/17	Hou.	R-N	5-3	L	Portugal	Smoltz	D. Smith	1-6	9,555	6	6.0
8	4/18	Hou.	R-N	10-5	L	Schatzeder-r	Lilliquist		1-7	10,173	6	7.0
	4/19					OPEN DATE						
	4/20	Cin.				RAIN OUT						
9	4/21	Cin.	R-D	8-1	L	Armstrong	Clary		1-8	24,091	6	8.0
10	4/22	Cin.	R-D	3-1	W	Glavine	Browning		2-8	29,299	6	7.0
	4/23					OPEN DATE						
11	4/24	N.Y.	R-N	2-1	L	Machado-r	Stanton-r		2-9	22,553	6	7.0
12	4/25	N.Y.	R-N	8-5	L	Darling-r	Stanton-r	Franco	2-10	19,935	6	8.0
13	4/26	Hou.	H-N	3-0	L	Clancy	Lilliquist	D. Smith	2-11	3,396	6	8.5
14	4/27	Pha.	H-N	7-1	L	Cook	Stanton-r		2-12	12,598	6	9.5
15	4/28	Pha.	H-N	2-1	L	Parrett-r	Boever-r	McDowell	2-13	12,659	6	10.5
16	4/29	Pha.	H-D	3-1	W	P. Smith-c	Combs		3-13	11,966	6	9.5
17	4/30	N.Y.	H-N	7-4	W	Smoltz	Cone	Boever	4-13	8,232	6	9.5
18	5/1	N.Y.	H-N	5-2	W	Lilliquist	Darling	Kerfeld	5-13	8,324	6	8.5
19	5/2	Mon.	R-N	8-1	W	Clary	Z. Smith		6-13	9,575	6	7.5
20	5/3	Mon.	R-N	4-1	W	Kerfeld-r	Hall-r	Boever	7-13	9,057	T5	7.5
	5/4					RAIN OUT						
	5/5					RAIN OUT						
21	5/6	Pitt.	R-D	6-4	L	Heaton	Smoltz	Ruskin	7-14			
22	(DH) 5/7	Pitt.	R-D	4-2	L	Drabek	Lilliquist	Patterson	7-15	17,108	6	10.0
23	5/7	Chi.	R-N	9-8	W	Kerfeld-r	Williams-r	Boever	8-15	32,266	5	10.0
24	5/8	Chi.	R-D	10-8(11)	L	Long-r	Henry-r		8-16	18,503	5	10.5
25	5/9	Chi.	R-D	4-0(4.5)	L	Lancaster-c	P. Smith-c		8-17	14,266	6	10.5
	5/10					OPEN DATE						
26	5/11	SL.	R-N	5-2	L	B. Smith	Smoltz	L. Smith	8-18	41,408	6	12.0
27	5/12	StL.	R-N	4-3(10)	L	L. Smith-r	Boever-r		8-19	30,068	6	12.0
28	5/13	StL.	R-D	3-1	W	Castillo-r	Terry-r	Boever	9-19	29,022	6	12.0
29	5/14	Chi.	H-N	3-2	W	Henry-r	Williams-r	Kerfeld	10-19	16,417	6	12.0
30	5/15	Chi.	H-N	12-2	L	Pico	P. Smith		10-20	16,271	6	13.0
31	5/16	Chi.	H-N	4-0	W	Smoltz-c	Maddux		11-20	13,345	6	12.5
32	5/17	Pitt.	H-N	6-1	W	Lilliquist	Heaton	Hesketh	12-20	6,340	6	12.5
33	5/18	Pitt.	H-N	9-3	L	Walk	Clary		12-21	19,001	6	12.5
34	5/19	Pitt.	H-N	2-1	W	Glavine	Terrell	Hesketh	13-21	26,170	5	12.5
35	5/20	Pitt.	H-N	13-11	W	P. Smith	Kipper	Boever	14-21	8,288	5	11.5
36	5/21	Stl.	H-N	6-5	W	Boever-r	Terry-r		15-21	6,237	4	11.5
37	5/22	Stl.	H-N	4-3	L	DeLeon	Lilliquist	L. Smith	15-22	11,313	4	11.5
	5/23					OPEN DATE						
38	5/24	Pha.	R-N	8-4	L	Ruffin	Clary	Freeman	15-23	21,160	4	12.5
39	5/25	Pha.	R-N	5-4	L	Parrett-r	Hesketh-r	McDowell	15-24	22,162	5	13.5
40	5/26	Pha.	R-N	12-3	W	P. Smith-c	Combs		16-24	56,789	5	13.5
41	5/27	Pha.	R-D	6-1	W	Smoltz-c	Mulholand		17-24	27,139	4	12.5
42	5/28	Mtl.	H-D	4-1	L	Gross-r	Lilliquist		17-25	25,152	5	13.0
	5/29					OPEN DATE						
43	5/30	Mtl.	H-N	9-6	L	Schmidt-r	Glavine	Hall	17-26	10,372	6	14.0
44	5/31	S.D.	R-N	2-1	L	Rasmusen	P. Smith	Harris	17-27	13,644	6	14.0
45	6/1	S.D.	R-N	16-11	W	Castillo-r	Dunne		18-27	22,291	6	14.0
46	6/2	S.D.	R-N	9-0	L	Whitson-c	Lilliquist		18-28	53,701	6	15.0
47	6/3	S.D.	R-D	4-2(10)	W	Kerfeld-r	Harris-r	Boever	19-28	17,151	5	15.0
48	6/4	L.A.	R-N	6-0	L	Martinez	Glavine		19-29	22,098	5	15.0
49	6/5	L.A.	R-N	6-4	W	P. Smith	Morgan		20-29	29,878	5	14.0
50	6-6	L.A.	R-N	7-5	L	Howell-r	Kerfeld-r		20-30	25,274	5	14.0
	6/7					OPEN DATE						
51	6/8	S.F.	H-N	23-8	L	Wilson-r	Lilliquist	Thurmond	20-31	32,154	5	14.5
52	6/9	S.F.	H-N	5-3	W	Leibrandt-c	Hammaker		21-31	31,048	5	13.5
53	6/10	S.F.	H-D	9-3	L	Burkett	P. Smith		21-32	17,448	6	13.5
54	6/11	S.F.	H-N	9-3	L	Garrelts	Smoltz		21-33	11,528	6	14.0
55	6/12	Cin.	R-N	8-3	W	Glavine-c	Jackson		22-33			
56	(DH) 6/13	Cin.	R-N	3-2	W	Greene	Rijo	Luecken	23-33	31,918	6	12.0
57	6/13	Cin.	R-N	13-4	L	Browning-c	Avery		23-34	23,567	6	13.0
58	6/14	Cin.	R-N	4-3	L	Dibble-r	Boever-r		23-35	19,847	6	14.0

1990 Day-by-Day



1990 Day-by-Day (Continued)

G	Date	Opp.	N-D H-R	Score	W/ L	Winning Pitcher	Losing Pitcher	Sv.	Rec.	Att	Pos.	GB
58	6/14	Cin.	R-N	4-3	L	Dibble	Boever		23-35	19,847	6	14.0
59	6/15	S.F.	R-N	8-2	L	Burkett	P. Smith		23-36	18,882	6	15.0
60	6/16	S.F.	R-D	7-0	L	Garrclts-c	Smoltz		23-37	27,597	6	16.0
61	6/17	S.F.	R-D	9-7	L	Bedrosian-r	Castillo-r		23-38	43,080	6	17.0
	6/18					OPEN DATE						
62	6/19	Cin.	H-N	4-2	L	Charlton-r	Luecken-r	Myers	23-39			
63	6/20	Cin.	H-N	3-0	W	Leibrandt-c	Mahler		24-39	16,205	6	17.0
64	6/20	Cin.	H-N	9-8	L	Myers-r	Luecken-r		24-40	12,200	6	18.0
65	6/21	Cin.	H-N	4-3	W	Smoltz-r	Dibble-r		25-40	11,204	6	17.0
	6/22					RAIN OUT						
66	6/23	S.D.	H-N	7-5	L	Whitson	Glavine	Lefferts	25-41	23,724	6	17.5
67	6/24	S.D.	H-D	11-10	W	Luecken-r	Lefferts-r		26-41	16,298	6	17.5
68	6/25	L.A.	H-N	5-2	L	Martinez-c	Leibrandt		26-42	16,738	6	18.5
69	6/26	L.A.	H-N	4-2	W	Avery	Morgan	Hesketh	27-42	12,257	6	18.5
70	6/27	L.A.	H-N	4-0	W	Smoltz-c	Belcher		28-42	11,569	6	17.5
	6/28					OPEN DATE						
71	6/29	Mtl.	R-N	4-2	W	Glavine	D. Martinez		29-42	14,210	6	16.0
72	6/30	Mtl.	R-N	7-6	W	Leibrandt	Gardner	Hesketh	30-42	16,514	6	16.0
73	7/1	Mtl.	R-D	5-1	L	Boyd	Avery	Schmidt	30-43	27,763	6	16.0
74	7/2	Mtl.	R-N	6-3	W	Smoltz	Farmer	Boever	31-43	14,425	5	15.5
75	7/3	Pha.	R-N	5-1	L	Parrett	Clary	Cook	31-44	55,147	5	16.5
76	7/4	Pha.	R-N	4-1	W	Glavine	Combs	Boever	32-44	18,286	5	15.5
77	7/5	N.Y.	H-N	9-8	L	Whitehurst-r	Hesketh-r	Franco	32-45	34,312	5	16.5
78	7/6	N.Y.	H-N	10-7	L	Cone	Avery		32-46	26,513	5	17.5
79	7/7	N.Y.	H-N	4-3	W	Mercker-r	Innis-r		33-46	38,267	5	17.5
80	7/8	N.Y.	H-D	2-1	L	Viola	Clary	Franco	33-47	15,866	5	17.5
	7/9-7/11					ALL-STAR BREAK						
81	7/12	Mtl.	H-N	3-0	L	Gardner-c	Glavine		33-48	7,654	5	18.0
	7/13	Mtl.				RAIN OUT						
82	7/14	Mtl.	H-N	3-2	W	Mercker-r	Schmidt-r		34-48			
83	(DH)	Mtl.	H-N	6-2	L	Boyd	Leibrandt	Mohorcic	34-49	20,452	5	18.0
84	7/15	Mtl.	H-N	16-14	L	Frey-r	Mercker-r	Schmidt	34-50	11,237	5	18.0
85	7/16	Pha.	H-N	7-0	L	Mulholland-c	Clary		34-51	8,211	5	19.0
86	7/17	Pha.	H-N	14-10	W	Glavine	Ruffin	Mercker	35-51	8,558	6	20.0
87	7/18	Pha.	H-N	4-3	L	Cook-r	Smoltz	Akerfelds	35-52	8,706	6	21.0
88	7/19	N.Y.	R-N	3-2	L	Cone	Leibrandt	Franco	35-53	39,678	6	21.0
89	7/20	N.Y.	R-N	3-1	L	Fernandez	Avery	Pena	35-54	36,096	6	22.0
90	7/21	N.Y.	R-N	4-2	L	Darling	Clary	Franco	35-55	37,779	6	23.0
91	7/22	N.Y.	R-D	3-2(10)	W	Mercker-r	Innis-r		36-55	48,050	6	22.0
92	7/23	Hou.	H-N	5-3	W	Smoltz-c	Scott		37-55	7,888	6	22.0
93	7/24	Hou.	H-N	9-3	W	Leibrandt	Deshaies		38-55			
94	(DH)	Hou.	H-N	9-8(10)	W	Mercker-r	Agosto-r		39-55	12,200	5	20.5
95	7/25	Hou.	H-N	5-1	L	Darwin-c	Avery		39-56	9,492	6	20.0
96	7/26	L.A.	R-N	8-1	L	Belcher	Clary		39-57	31,461	6	20.0
97	7/27	L.A.	R-N	5-4(12)	L	Searage-r	Luecken-r		39-58	40,907	6	20.0
98	7/28	L.A.	R-N	8-7	L	Hartley-r	Grant-r		39-59	38,022	6	20.0
99	7/29	L.A.	R-D	4-3	L	Martinez	Leibrandt	Crews	39-60	34,975	6	20.0
100	7/30	S.D.	R-N	4-3(11)	W	Henry-r	Schiraldi-r	Castillo	40-60	18,076	6	19.0
101	7/31	S.D.	R-N	7-6	L	Lefferts-r	Luecken-r		40-61	12,310	6	20.0
	8/1					OPEN DATE						
102	8/2	Hou.	R-N	3-1	L	Gullickson	Glavine	Andersen	40-62	18,251	6	20.5
103	8/3	Hou.	R-N	3-0	L	Scott-c	Smoltz		40-63	17,579	6	20.5
104	8/4	Hou.	R-N	6-2	L	Deshaies-c	Leibrandt		40-64	18,751	6	20.5
105	8/5	Hou.	R-D	6-2	L	Darwin	Avery		40-65	15,118	6	21.5
	8/6					OPEN DATE						
	106	8/7	S.D.	H-N	7-2	L	Benes	Glavine	Harris	40-66		
107	(DH)	S.D.	H-N	11-5	L	Show	Clary	Lefferts	40-67	10,991	6	23.0
108	8/8	S.D.	H-N	7-1	W	Smoltz	Rasmussen		41-67	6,070	6	22.0
109	8/9	S.D.	H-N	7-0	L	Hurst-c	Leibrandt		41-68	8,312	6	22.0
110	8/10	L.A.	H-N	3-2	W	Avery	Morgan	Mercker	42-68	27,627	6	22.0
111	8/11	L.A.	H-N	6-4	L	Howell-r	Clary-r		42-69	30,845	6	22.0
112	8/12	L.A.	H-D	7-3	L	Neidlinger	Glavine	Gott	42-70	12,451	6	23.0
113	8/13	L.A.	H-N	9-5	W	Smoltz	Valenzuela		43-70	11,945	6	23.0
114	8/14	Pitt.	R-N	3-1	L	Drabek-c	Leibrandt		43-71			
115	(DH)	Pitt.	R-N	6-4	L	Z. Smith	Avery	Patterson	43-72	25,542	6	24.5
116	8/15	Pitt.	R-N	8-4	W	Castillo	Heaton		44-72	16,063	6	24.5
117	8/16	Pitt.	R-D	4-3	L	Kipper-r	Mercker-r		44-73	19,304	6	25.0
118	8/17	Chi.	R-D	7-0	L	Harkey-c	Smoltz		44-74	29,893	6	24.5
119	8/18	Chi.	R-D	17-6	W	Leibrandt	Dickson		45-74	36,226	6	23.5
120	8/19	Chi.	R-D	5-4	L	Maddux	Mercker-r	Asmchr	45-75	33,284	6	23.5
121	8/20	StL.	R-N	7-2	L	Hill-c	Glavine		45-76	22,729	6	23.5

1990 Day-by-Day



1990 Day-by-Day (Continued)

G	Date	Opp.	N-D H-R	Score	W/ L	Winning Pitcher	Losing Pitcher	Sv.	Rec.	Att	Pos.	GB
122	8/21	StL.	R-N	7-2	W	Smoltz	Magrane		46-76	27,388	6	23.5
123	8/22	StL.	R-N	2-1	W	Castillo	Tewksbury	Mercker	47-76	29,464	6	23.5
124	8/23	Hou.	H-N	8-3	L	Portugal	Leibrandt		47-77	3,423	6	23.5
125	8/24	Chi.	H-N	3-0	W	Avery-c	Maddux-c		48-77	20,922	6	23.5
126	8/25	Chi.	H-N	6-3	L	Bielecki	Glavine	Asnmchr	48-78	29,359	6	24.5
127	8/26	Chi.	H-D	4-3	W	Smoltz-c	Williams-r		49-78	14,178	6	24.5
	8/27					OPEN DATE						
128	8/28	Pitt.	H-N	9-0	W	Leibrandt	Smiley		50-78	5,872	6	24.5
129	8/29	Pitt.	H-N	10-2	L	Drabek-c	Avery		50-79	5,403	6	24.5
130	8/30	StL.	H-N	5-3	L	DiPino-r	Henry-r	Neidenfuer	50-80	3,672	6	25.5
131	8/31	StL.	H-N	4-1	W	Smoltz	DeLeon	Mercker	51-80	6,957	6	24.5
132	9/1	StL.	H-N	4-3	W	Castillo-r	Hill	Mercker	52-80	14,673	6	24.5
133	9/2	StL.	H-D	5-0	W	Leibrandt-c	Tudor		53-80	10,070	6	24.5
134	9/3	Cin.	H-D	8-6	W	Grant-r	Layana-r	Parrett	54-80	9,176	6	23.5
135	9/4	Cin.	H-N	7-4	W	Glavine	Jackson	Mercker	55-80	4,463	6	22.5
136	9/5	LA.	R-N	6-1	W	Smoltz	Morgan		56-80	27,148	6	22.5
137	9/6	LA.	R-N	5-0	L	Hartley-c	Marak		56-81	36,362	6	22.5
138	9/7	S.D.	R-N	4-1	W	Leibrandt-c	Whitson		57-81	12,449	6	21.5
139	9/8	S.D.	R-N	11-5	W	Parrett-r	Lilliquist-r		58-81	12,802	6	21.5
140	9/9	S.D.	R-D	5-4	L	Show-r	Mercker-r		58-82	28,593	6	21.5
141	9/10	S.F.	R-N	7-6	L	Bedrosian-r	Mercker-r		58-83	6,085	6	23.0
142	9/11	S.F.	R-N	2-0	L	Garrelts	Grant-r	Bedrosian	58-84	11,791	6	23.0
143	9/12	S.F.	R-D	8-3	L	Burkett	Leibrandt	Oliveras	58-85	8,427	6	23.0
	9/13					OPEN DATE						
144	9/14	S.D.	H-N	7-3	W	Glavine	Lilliquist	Grant	59-85	4,395	6	22.5
145	9/15	S.D.	H-N	5-3	L	Lefferts-r	Parrett-r	Show	59-86	7,390	6	22.5
146	9/16	S.D.	H-D	9-4	L	Rasmussen	Avery		59-87	4,058	6	23.5
147	9/17	LA.	H-N	5-2	L	Crews	Leibrandt	Howell	59-88	3,473	6	24.5
148	9/18	LA.	H-N	6-2	L	Neidlinger	Marak		59-89	3,891	6	24.5
149	9/19	S.F.	H-N	5-1	W	Glavine	Downs	Grant	60-89	3,715	6	23.5
150	9/20	S.F.	H-N	5-3	L	Gunderson	Smoltz	Reuschel	60-90	3,790	6	23.5
151	9/21	Hou.	H-N	4-3	L	Agosto-r	Mercker-r		60-91	6,081	6	24.5
152	9/22	Hou.	H-N	3-1	W	Leibrandt-c	Darwin		61-91	13,635	6	25.0
153	9/23	Hou.	H-D	3-0	W	Marak-c	Gullickson		62-91	9,060	6	25.0
	9/24					OPEN DATE						
154	9/25	Cin.	R-N	10-0	W	Glavine	Charlton		63-91	25,095	6	24.0
155	9/26	Cin.	R-N	5-2	L	Rijo-c	Smoltz		63-92	22,278	6	25.0
156	9/27	Cin.	R-N	4-2	L	Browning	Avery		63-93	20,757	6	26.0
157	9/28	Hou.	R-N	2-1	L	Osuna-r	Mercker-r		63-94	11,045	6	26.0
158	9/29	Hou.	R-D	9-0	L	Gullicksn.-c	Leibrandt		63-95	8,129	6	26.0
159	9/30	Hou.	R-D	6-2	L	Portugal	Glavine		63-96	14,387	6	26.0
160	10/1	S.F.	R-N	5-3	W	Smoltz	Wilson	Mercker	64-96	7,183	6	26.0
161	10/2	S.F.	R-N	16-7	W	Freeman-r	Dewey-r	Grant	65-96	7,755	6	26.0
162	10/3	S.F.	R-D	6-3	L	Bedrosian-r	Avery-r	Oliveras	65-97	7,881	6	26.0

1990 Pinch Hitting / Batting vs. LHP, RHP



1990 PINCH-HITTING DETAILS

Name	.AVG	AB	H	HR	RBI
Bell	.182	11	2	0	0
Berroa	.000	3	0	0	0
Blauser	.500	4	2	1	4
Cabrera	.286	21	6	1	2
Davis	.000	4	0	0	0
Gant	.200	10	2	0	1
*Gregg	.353	51	18	4	17
Infante	.000	3	0	0	0
Justice	.400	5	2	1	1
Kremers	.000	5	0	0	0
Lemke	.133	15	2	0	2
Lilliquist	.000	1	0	0	0
Mann	.000	1	0	0	0
McDowell	.206	34	7	0	0
Murphy	.000	2	0	0	0
Olson	.111	9	1	0	2
Presley	.000	1	0	0	0
Rosario	.000	1	0	0	0
L. Smith	.263	19	5	0	4
Thomas	.400	10	4	0	0
Treadway	.333	6	2	0	2
Vatcher	.333	18	6	0	2
Whitt	.333	9	3	0	0
Totals	.255	243	62	7	37

*Led Majors in pinch hits and pinch HR's.

1990 Batting vs. RHP and LHP

Name	VS. RHP					VS. LHP				
	.AVG	AB	H	HR	RBI	.AVG.	AB	H	HR	RBI
Bell	.282	39	11	1	5	.000	6	0	0	0
Berroa	.000	1	0	0	0	.000	3	0	0	0
Blauser	.256	250	64	5	22	.294	136	40	3	17
Cabrera	.214	28	6	1	4	.294	109	32	6	21
Davis	.000	9	0	0	1	.105	19	2	0	0
Esasky	.080	25	2	0	0	.400	10	4	0	0
Gant	.305	371	113	22	52	.299	204	61	10	32
Gregg	.277	220	61	5	32	.105	19	2	0	0
Infante	.000	10	0	0	0	.056	18	1	0	0
Justice	.247	308	76	18	46	.366	131	48	10	32
Kremers	.101	69	7	1	2	.250	4	1	0	0
Lemke	.197	142	28	0	10	.268	97	26	0	11

1990 vs. RHP and LHP / Hitting With Men in Scoring Pos.



1990 Batting vs. LHP, RHP (Continued)

Name	VS. RHP					VS. LHP				
	.AVG	AB	H	HR	RBI	.AVG.	AB	H	HR	RBI
Mann	.167	18	3	0	1	.100	10	1	1	1
McDowell	.263	266	43	7	24	.103	39	4	0	1
Murphy	.197	239	47	7	27	.309	110	34	10	28
Olson	.208	144	30	2	11	.312	154	48	5	25
Presley	.230	361	83	13	44	.267	180	48	6	28
Rosario	.167	6	1	0	0	.000	1	0	0	0
Smith	.312	269	84	3	24	.294	197	58	6	18
Thomas	.216	176	38	1	15	.225	102	23	4	15
Treadway	.276	355	98	7	39	.303	119	36	4	20
Vatcher	.200	5	1	0	1	.273	22	6	0	2
Whitt	.178	163	29	2	8	.118	17	2	0	2
Pitchers	.139	216	30	2	8	.159	107	17	0	7
Totals	.239	3690	882	97	376	.272	1814	494	65	260

BRAVES HITTING WITH MEN IN SCORING POSITION

Name	.AVG	AB	H	RBI
Bell	.250	12	3	4
Berroa	.000	2	0	0
Blauser	.241	79	19	25
Cabrera	.412	34	14	18
Davis	.000	6	0	1
Esasky	.250	4	1	0
Gant	.257	144	37	47
Gregg	.286	70	20	30
Infante	.000	4	0	0
Justice	.319	113	36	50
Kremers	.000	18	0	0
Lemke	.298	57	17	21
Mann	.091	11	1	1
McDowell	.340	50	17	21
Murphy	.329	76	25	39
Olson	.216	74	16	27
Presley	.213	150	32	47
Rosario	.000	2	0	0
Smith	.233	90	21	28
Thomas	.260	73	19	26
Treadway	.341	123	42	47
Vatcher	.286	7	2	3
Whitt	.135	37	5	8
Totals	.254	1321	336	455

1990 Braves Home Runs



1990 BRAVES HOME RUNS

No.	Date	Opp	Player	Pitcher	Inn	Men		No.	Date	Opp	Player	Pitcher	Inn	Men	
							On								On
1	4/13	Cin	Murphy	Browning	2	1		72	6/30@	Mtl	Murphy	Gardner	3	2	
2	4/15	Cin	McDowell	Mahler	5	2		73	@	Mtl	L. Smith	Hall	4	0	
3	4/22@	Cin	Murphy	Browning	1	2		74	7/2@	Mtl	Treadway	Farmer	1	1	
4	4/25@	NY	L. Smith	Cone	3	0		75	@	Mtl	Thomas	Farmer	2	0	
5	4/29	Pha	Presley	Combs	6	2		76	@	Mtl	Presley	Farmer	3	0	
6	4/30	NY	McDowell	Cone	3	2		77	@	Mtl	Presley	Farmer	5	1	
7		NY	Treadway	Cone	5	2		78	7/4@	Pha	Murphy	Combs	4	0	
8	5/1	NY	McDowell	Darling	1	0		79	7/5	NY	Gant	Whitehurst	4	2	
9		NY	Lilliquist	Darling	3	0		80		NY	Gant	Franco	9	0	
10		NY	Whitt	Darling	4	0		81	7/6	NY	Treadway	Cone	8	0	
11		NY	Lilliquist	Darling	5	0		82		NY	Gregg	Darling	9	2	
12	5/2@	Mtl	Thomas	Z. Smith	3	3		83	7/7	NY	Murphy	Fernandez	4	1	
13	5/6@	Pit	Treadway	Drabek	4	0		84		NY	Justice	Innis	7	0	
14	@	Pit	Murphy	Patterson	9	0		85		NY	Presley	Innis	8	0	
15	5/7@	Chi	Blauser	Harkey	4	0		86	7/14	Mtl	Gregg(G1)	Schmidt	8	2	
16	@	Chi	Gregg*	Harkey	4	0		87	7/15	Mtl	Kremers	Burke	5	1	
17	@	Chi	Blauser	Williams	9	1		88		Mtl	Treadway	Mohorcic	7	2	
18	5/8@	Chi	Blauser	Wilson	5	1		89		Mtl	Presley	Mohorcic	7	0	
19	@	Chi	Olson	Wilson	6	0		90		Mtl	Justice*	Mohorcic	7	0	
20	@	Chi	Gant	Assenmacher	8	1		91		Mtl	Murphy	Schmidt	9	0	
21	5/12@	SL	Gant	DeLeon	8	0		92	7/16	Pha	Gant	Mulholland	9	1	
22	5/17	Pit	Olson	Heaton	2	1		93	7/17	Pha	Gant	Ruffin	1	1	
23		Pit	Olson	Kramer	8	2		94		Pha	Presley*	Ruffin	1	0	
24	5/18	Pit	Gant	Power	9	0		95		Pha	Cabrera	Ruffin	3	1	
25	5/19	Pit	Presley	Landrum	8	0		96		Pha	Presley	Freeman	4	2	
26	5/20	Pit	Gant	Kipper	1	0		97	7/19@	NY	Murphy	Cone	6	1	
27		Pit	Murphy	Kipper	1	2		98	7/20@	NY	Thomas	Fernandez	8	0	
28		Pit	Gant	Kramer	3	0		99	7/21@	NY	Gant	Darling	1	0	
29		Pit	Murphy	Patterson	6	1		100	@	NY	Presley	Darling	6	0	
30	5/21	StL	Justice	B. Smith	4	0		101	7/24	Hou	Presley	Deshaies	2	0	
31		StL	Murphy	B. Smith	6	0		102		Hou	Justice	Agosto	7	2	
32		StL	Whitt*	B. Smith	6	0		103	7/27@	LA	Murphy	Wells	2	1	
33		StL	Cabrera	B. Smith	6	0		104	@	LA	Justice	Gott	9	0	
34	5/24@	Pha	Presley	Freeman	7	0		105	7/29@	LA	Presley	Martinez	7	0	
35	5/25@	Pha	Presley	Cook	4	0		106	@	LA	Gregg	Martinez	8	0	
36	@	Pha	Murphy	Cook	4	0		107	7/30@	SD	McDowell	Schiraldi	11	0	
37	@	Pha	Olson	Cook	5	0		108	8/31@	SD	Murphy	Show	1	1	
38	5/26@	Pha	Treadway	Combs	3	2		109	8/2@	Hou	Blauser	Gullickson	7	0	
39	@	Pha	Treadway	Carmen	5	0		110	8/4@	Hou	Cabrera	Deshaies	4	0	
40	@	Pha	Treadway	Akerfelds	7	1		111	8/7	SD	Justice	Benes(G1)	8	0	
41	5/27@	Pha	Gant	Mulholland	1	0		112	(G2)	SD	Justice	Show	2	0	
42	5/30	Mtl	Justice	Sampen	2	1		113		SD	Justice	Show	4	0	
43		Mtl	Gant	Sampen	3	0		114		SD	Treadway	Show	6	0	
44	6/1@	SD	Gant	Show	2	1		115	8/8	SD	Justice	Rasmussen	2	1	
45	@	SD	Murphy	Show	2	2		116		SD	Justice	Davis	8	0	
46	@	SD	McDowell	Schiraldi	2	2		117	8/11	LA	Justice	Belcher	5	1	
47	6/3@	SD	L. Smith	Hurst	8	0		118	8/12	LA	Gant	Neidinger	6	1	
48	6/8	SF	Murphy	Knepper	1	2		119	8/13	LA	Justice	Valenzuela	1	2	
49		SF	Treadway	Thurmond	6	0		120	8/14@	Pit	Justice	Drabek(G1)	9	0	
50		SF	L. Smith	Thurmond	8	0		121	8/15@	Pit	Cabrera	Heaton	6	0	
51	6/10	SF	Gant	Burkett	6	0		122	@	Pit	Justice	Ross	8	1	
52	6/11	SF	Murphy	Garrelts	4	1		123	8/16@	Pit	Justice	Tomlin	7	0	
53		SF	McDowell	Garrelts	6	0		124	8/20@	StL	Justice	Hill	7	0	
54	6/12@	Cin	Olson	Jackson	2	3		125	8/21@	StL	Gant	Magrane	6	0	
55	@	Cin	Presley	Birtsas	5	0		126	@	StL	Thomas	Magrane	7	0	
56	@	Cin	Gant	Rijo	3	0		127	8/24	Chi	Gant	Maddux	8	0	
57	6/13@	Cin	Treadway	Browning	5	0		128	8/26	Chi	Presley	Harkey	2	0	
58	@	Cin	L. Smith	Browning	7	0		129		Chi	Gant	Long	9	0	
59	6/15@	SF	Presley	Thurmond	9	0		130	8/28	Pit	Cabrera	Smiley	1	1	
60	6/17@	SF	Gant	Robinson	1	0		131		Pit	Olson	Kipper	7	2	
61	@	SF	Presley*	Robinson	1	0		132	8/30	StL	Gant	Oliveras	6	0	
62		SF	Gant	Brantley	5	0		133	9/2	StL	Justice	Terry	8	1	
63	6/19	Cin	Presley	Layana(G2)	8	0		134	9/4	Cin	Gant	Jackson	4	1	
64	6/20	Cin	Gant	Armstrong	3	2		135		Cin	Justice*	Jackson	4	0	
65		Cin	Justice	Birtsas	5	1		136		Cin	Justice	Myers	8	0	
66	6/24	SD	Gant	Dunne	6	1		137	9/5@	LA	McDowell	Morgan	1	0	
67		SD	Blauser	Lefferts	10	2		138	@	LA	Justice	Morgan	1	0	
68		SD	Thomas	Lefferts	12	0		139	@	LA	Gant	Morgan	3	0	
69	6/25	LA	Gant	Martinez	1	0		140	@	LA	Blauser	Morgan	4	0	
70	6/27	LA	Olson	Belcher	2	0		141	9/8@	SD	Gant	Schiraldi	1	0	
71	6/29@	Mtl	Justice	De. Martinez	6	0		142	@	SD	L. Smith	Harris	8	1	

1990 Braves Home Runs / 1990 Opponent Home Runs



1990 Braves Home Runs (Continued)

No.	Date	Opp	Player	Pitcher	Inn	Men	
						Inn	On
143	9/12@	SF	L. Smith	Burkett	7	0	
144	@	SF	Justice	Burkett	8	0	
145	9/14	SD	Presley	Show	5	0	
146		SD	Gant	Rodriguez	7	0	
147	9/15	SD	Blauser	Harris	9	0	
148		SD	L. Smith	Lefferts	9	0	
149	9/16	SD	Justice	Rasmussen	6	0	
150		SD	Cabrera	Rasmussen	6	0	
151	9/18	LA	Blauser	Neidlinger	6	0	
152	9/19	SF	Justice	Downs	7	1	

*Back-to-Back

No.	Date	Opp	Player	Pitcher	Inn	Men	
						Inn	On
153	9/23	Hou	Justice	Gullickson	1	1	
154	9/25@	Cin	L. Smith	Charlton	3	0	
155	@	Cin	Mann	Charlton	5	0	
156	@	Cin	Justice	Charlton	5	0	
157	@	Cin	Gant	Rodriguez	7	0	
158	9/26@	Cin	Gant	Rijo	8	1	
159	10/1@	SF	Cabrera	Wilson	4	2	
160	10/2@	SF	Bell	Burkett	3	2	
161	@	SF	Gregg	Dewey	6	2	
162	@	SF	Gant	McClellan	8	0	

1990 OPPONENT HOME RUNS

No.	Date	Opp	Player	Pitcher	Inn	Men	
						Inn	On
1	4/11	SF	Bass	Glavine	5	0	
2		SF	Thompson	Greene	6	0	
3	4/13	Cin	Sabo	Lilliquest	1	0	
4		Cin	Sabo	Boever	9	0	
5	4/15	Cin	Hatcher	Glavine	1	0	
6		Cin	Davis	Henry	7	2	
7		Cin	Sabo	Stanton	9	2	
8	4/17@	Hou	Stubbs	Smoltz	2	1	
9	@	Hou	Wilson	Smoltz	5	0	
10	4/18@	Hou	Davis	Lilliquest	1	2	
11	4/22@	Cin	Benzinger	Glavine	7	0	
12	4/26	Hou	Biggio	Lilliquest	5	1	
13	4/27	Pha	Herr	Clary	1	0	
14		Pha	Martinez	Stanton	8	3	
15	4/28	Pha	Martinez	Boever	9	1	
16	4/30	NY	Johnson	Smoltz	8	1	
17	5/1	NY	Elster	Lilliquest	6	0	
18	5/1	NY	Johnson	Lilliquest	7	0	
19	5/6@	Pit	Bream	Smoltz(G1)	5	2	
20	5/7@	Chi	Sandberg	Clary	2	1	
21	5/8@	Chi	Dawson	Boever	9	0	
22	@	Chi	Dawson	Henry	11	1	
23	5/9@	Chi	Sandberg	P. Smith	3	1	
24	@	Chi	Ramos	P. Smith	4	1	
25	5/12@	StL	McGee	Lilliquest	1	0	
26	@	StL	Pendleton	Lilliquest	5	1	
27	5/14	Chi	Sandberg	Glavine	1	0	
28		Chi	Dawson	Glavine	3	0	
29	5/15	Chi	Dawson	P. Smith	3	0	
30		Chi	Dawson	P. Smith	5	1	
31		Chi	Salazar	Castillo	7	2	
32		Chi	D. Smith	Henry	9	0	
33	5/18	Pit	Backman	Clary	3	0	
34		Pit	Bonilla	Castillo	4	3	
35	5/20	Pit	Bonds	P. Smith	1	1	
36		Pit	Bonilla	P. Smith	3	0	
37		Pit	Bonilla	P. Smith	5	0	
38	5/24@	Pha	V. Hayes	Luecken	6	1	
39	5/25@	Pha	C. Hayes	Hesketh	8	2	
40	5/26@	Pha	Hollins	P. Smith	5	0	
41	5/28	Mon	Fitzgerald	Lilliquest	5	1	
42		Mon	Galarraga	Boever	9	0	
43	5/30	Mon	Wallach	Glavine	4	0	
44		Mon	Martinez	Glavine	5	0	
45	6/1@	SD	Santiago	Smoltz	2	2	
46	@	SD	Je. Clark	Kerfeld	8	1	
47	6/2@	SD	Alomar	Lilliquest	1	1	
48	6/4@	LA	Samuel	Glavine	4	1	
49	6/8	SF	Parker	Lilliquest	4	2	

No.	Date	Opp	Player	Pitcher	Inn	Men	
						Inn	On
50		SF	Clark	Hesketh	6	2	
51		SF	Clark	Boever	8	2	
52	6/10	SF	Williams	P. Smith	1	2	
53		SF	Clark	Clary	7	0	
54	6/11	SF	Mitchell	Smoltz	6	1	
55	6/12@	Cin	Griffey	Greene(G2)	4	0	
56	6/13@	Cin	Larkin	Castillo	5	0	
57	@	Cin	Sabo	Luecken	7	0	
58	6/15@	SF	Williams	P. Smith	2	0	
59	@	SF	Mitchell	Greene	5	0	
60	@	SF	Thompson	Hesketh	8	2	
61	6/16@	SF	Thompson	Smoltz	2	0	
62	@	SF	Williams	Boever	7	0	
63	6/19	Cin	Sabo(G1)	Luecken	9	0	
64	6/23	SD	Ja. Clark	Glavine	4	0	
65		SD	Pagliarulo	Hesketh	9	0	
66	6/24	SD	Ja. Clark	P. Smith	4	0	
67		SD	Carter	Clary	5	1	
68	6/29@	Mon	Wallach	Glavine	4	0	
69	@	Mon	Walker	Glavine	8	0	
70	6/30@	Mon	Walker	Leibrandt	5	0	
71	7/3@	Pha	Herr	Mercker	7	0	
72	7/5	NY	Carreon	Leibrandt	2	1	
73		NY	Magadan	Leibrandt	3	0	
74		NY	Mercado	Leibrandt	7	0	
75		NY	Strawberry	Hesketh	7	2	
76		NY	Elster	Kerfeld	8	0	
77	7/6	NY	Sasser	Richards	9	2	
78	7/12	Mon	Wallach	Glavine	7	2	
79	7/14	Mon	Fitzgerald	Leibrandt	2	1	
80	7/15	Mon	Wallach	Avery	3	3	
81		Mon	Galarraga	Grant	6	2	
82		Mon	Fitzgerald	Luecken	7	0	
83	7/17	Pha	C. Hayes	Glavine	5	0	
84	7/21@	NY	Strawberry	Clary	1	2	
85	7/23	Hou	Stubbs	Smoltz	7	0	
86	7/24	Hou	Doran	Grant(G2)	6	1	
87	7/26@	LA	Murray	Clary	4	0	
88	@	LA	Daniels	Clary	6	0	
89	7/28@	LA	Murray	Smoltz	6	1	
90	@	LA	Scioscia	Smoltz	6	0	
91	7/30@	SD	Ja. Clark	Mercker	10	0	
92	8/4@	Hou	Wilson	Leibrandt	4	1	
93	8/8	SD	Carter	Smoltz	2	0	
94	8/11	LA	Gibson	Grant	3	1	
95		LA	Daniels	Clary	10	1	
96	8/12	LA	Brooks	Glavine	4	2	
97	8/13	LA	Brooks	Smoltz	6	0	
98		LA	Gwynn	Parrett	9	0	

1990 Braves Home Runs / 1990 Braves Detailed HR's



1990 Braves Home Runs (Continued)

No.	Date	Opp	Player	Pitcher	Inn	Men On	No.	Date	Opp	Player	Pitcher	Inn	Men On
99	8/14@	Pit	Bonilla(G1)	Leibrandt	4	1	114	9/6@	LA	Murray	Marak	1	2
100	@	Pit	Bonilla(G2)	Avery	1	1	115	@	LA	Daniels	Marak	3	0
101	@	Pit	King	Avery	1	1	116	9/9@	SD	Carter	Glavine	2	0
102	8/16@	Pit	King	Glavine	2	0	117	9/11@	SF	Mitchell	Grant	7	1
103	@	Pit	Van Slyke	Mercker	9	0	118	9/12@	SF	Williams	Leibrandt	1	2
104	8/17@	Chi	Dunston	Smoltz	2	1	119	@	SF	Butler	Leibrandt	3	0
105	@	Chi	Grace	Smoltz	4	0	120	@	SF	Laga	Castillo	8	0
106	@	Chi	Dunston	Smoltz	7	1	121	9/16	SD	Roberts	Avery	3	1
107	8/19@	Chi	Villanueva	Mercker	8	1	122	9/19	SF	Decker	Glavine	4	0
108	8/26	Chi	Grace	Smoltz	6	0	123	9/20	SF	Laga	Smoltz	6	1
109	8/30	StL	Hudler	Glavine	2	0	124	9/21	Hou	Anthony	Castillo	6	2
110	9/1	StL	Hudler	Mercker	9	0	125		Hou	Simms	Mercker	10	0
111	9/3	Cin	Duncan	Avery	3	1	126	9/26@	Cin	Davis	Smoltz	5	1
112		Cin	Braggs	Avery	3	0	127	9/27@	Cin	Braggs	Avery	6	1
113	9/5@	LA	Brooks	Smoltz	9	1	128	10/1@	SF	Riles	Smoltz	8	0

1990 HOME RUNS vs. OPPONENTS

Chicago (9)

	Home	Away
Blauser	0	3
Gant	2	1
Gregg	0	1
Olson	0	1
Presley	1	0

Cincinnati (19)

	Home	Away
Gant	2	3
Justice	3	1
Mann	0	1
McDowell	1	0
Murphy	1	1
Olson	0	1
Presley	0	2
L. Smith	0	2
Treadway	0	1

Houston (5)

	Home	Away
Blauser	0	1
Cabrera	0	1
Justice	2	0
Presley	1	0

Los Angeles (14)

	Home	Away
Blauser	1	1
Gant	2	1
Gregg	0	1
Justice	2	2
McDowell	0	1
Murphy	0	1
Olson	1	0
Presley	0	1

Montreal (16)

	Home	Away
Gant	1	0
Gregg	1	0
Justice	2	1
Kremers	1	0
Murphy	1	1
Presley	1	2
L. Smith	0	1
Thomas	0	2
Treadway	1	1

New York (18)

	Home	Away
Gant	2	1
Justice	1	0
Lilliquist	2	0
McDowell	2	0
Murphy	1	1
Presley	1	1
L. Smith	0	1
Thomas	0	1
Treadway	2	0
Whitt	1	0

Philadelphia (15)

	Home	Away
Cabrera	1	0
Gant	2	1
Murphy	0	2
Olson	0	1
Presley	3	2
Treadway	0	3

Pittsburgh (16)

	Home	Away
Cabrera	1	1
Gant	3	0

**1990 Braves Detailed HR's /
1990 Braves Detailed HR's**



1990 BRAVES DETAILED HOME RUNS

Pit, Contd...	Home	Away
Justice	0	3
Murphy	2	1
Olson	3	0
Presley	1	0
Treadway	0	1

San Diego (23)	Home	Away
Blauser	2	0
Cabrera	1	0
Gant	2	2
Justice	6	0
McDowell	0	2
Murphy	0	2
Presley	1	0
L. Smith	1	2
Thomas	1	0
Treadway	1	0

S.F. (17)	Home	Away
Bell	0	1
Cabrera	0	1
Gant	1	3
Gregg	0	1
Justice	1	1
McDowell	1	0
Murphy	2	0
Presley	2	0
L. Smith	1	1
Treadway	1	0

St. Louis (10)	Home	Away
Cabrera	1	0
Gant	1	2
Justice	2	1
Murphy	1	0
Thomas	0	1
Whitt	1	0

1990 OPPONENTS DETAILED HOME RUNS

Chicago (16)	Home	Away
Dawson	2	3
Dunston	2	0
Grace	1	1
Ramos	1	0
Salazar	0	1
Sandberg	2	1
D. Smith	0	1
Villanueva	1	0

Cincinnati (14)	Home	Away
Benzinger	1	0
Braggs	1	1
Davis	1	1
Duncan	0	1
Griffey	1	0
Hatcher	0	1
Larkin	1	0
Sabo	1	4

Houston (9)	Home	Away
Anthony	0	1
Biggio	0	1
Davis	1	0
Doran	0	1

Hou., Contd...	Home	Away
Simms	0	1
Stubbs	1	1
Wilson	2	0

Los Angeles (13)	Home	Away
Brooks	3	0
Daniels	2	1
Gibson	0	1
Gwynn	1	0
Murray	3	0
Samuel	1	0
Scioscia	1	0

Montreal (12)	Home	Away
Fitzgerald	0	3
Galarraga	0	2
Da. Martinez	0	1
Walker	2	0
Wallach	1	3

New York (10)	Home	Away
Carreon	0	1
Elster	0	2

1990 Opponents Detailed HR's



1990 Opponents Detailed HR's (Continued)

NY, Contd...	Home	Away
Johnson	0	2
Magadan	0	1
Mercado	0	1
Sasser	0	1
Strawberry	1	1

Philadelphia (8)	Home	Away
C. Hayes	1	1
V. Hayes	1	0
Herr	1	1
Hollins	1	0
Martinez	0	2

Pittsburgh (11)	Home	Away
Backman	0	1
Bonilla	2	3
Bonds	0	1
Bream	1	0
King	2	0
Van Slyke	1	0

San Diego (11)	Home	Away
Alomar	1	0
Carter	1	2
Ja. Clark	1	2
Je. Clark	1	0
Pagliarulo	0	1
Roberts	0	1
Santiago	1	0

S.F. (20)	Home	Away
Bass	0	1
Butler	1	0
Clark	0	3
Decker	0	1
Laga	1	1
Mitchell	2	1
Parker	0	1
Riles	1	0
Thompson	2	1
Williams	3	1

St. Louis (4)	Home	Away
Hudler	0	2
McGee	1	0
Pendleton	1	0



ATLANTA BRAVES' 1990 MAJOR LEAGUE TRANSACTIONS

January 11	Re-signed OF Lonnie Smith to a two year contract.
January 24	Acquired INF Jim Presley from Seattle in exchange for RHP Gary Eave and INF Ken Pennington.
March 26	Placed LHP Charlie Leibrandt on 21-day disabled list (slight tear, left shoulder).
March 30	Placed LHP Kent Mercker on 21-day disabled list (pulled side muscle). Optioned RHP Ben Rivera, INF Tom Redington and INF Mike Bell to AA Greenville. Optioned OF Keith Mitchell to A Durham. Optioned OF Dennis Hood and OF Brian Hunter to AAA Richmond.
April 1	Optioned RHP Rusty Richards, RHP Andy Nezelek and LHP Pat Gomez to AAA Richmond on waivers.
April 6	Claimed C Phil Lombardi from New York Mets.
April 9	C Phil Lombardi placed on voluntary retired list.
April 10	Acquired outright C Greg Olson from Richmond.
April 23	Recalled RHP Rusty Richards from AAA Richmond.
April 27	Placed LHP Mike Stanton on 15-day disabled list (left shoulder).
April 28	Acquired RHP Charley Kerfeld from Houston in exchange for Minor League OF Kevin Dean and a player to be named later.
April 30	Claimed on waivers LHP Joe Hesketh from Montreal. Waived RHP Sergio Valdez for purpose of granting him his unconditional release. Optioned RHP Rick Luecken to AAA Richmond.
May 1	Placed INF Nick Esasky on 15-day disabled list, retroactive to 4/22, (vertigo).
May 2	Optioned RHP Rusty Richards to AAA Richmond. Recalled INF Mike Bell from AA Greenville.
May 6	Optioned LHP Kent Mercker to AAA Richmond.
May 14	Optioned INF Mike Bell to AA Greenville. Purchased contract of C-INF Francisco Cabrera from AAA Richmond.
May 16	Placed C Jody Davis on waivers for purpose of granting him his unconditional release. Purchased contract of INF Dave Justice from AAA Richmond. Placed INF Jeff Blausner on 15-day disabled list retroactive to 5/14, (left quadriceps tear).
May 17	Recalled RHP Rick Luecken from AAA Richmond.
May 30	Recalled INF Jeff Blausner from 15-day disabled list. Placed INF Mark Lemke on 15-day disabled list retroactive to 5/29, (sprained left ankle).
June 3	Recalled LHP Charlie Leibrandt from AA Greenville. Optioned RHP Rick Luecken to AAA Richmond. Placed Ernie Whitt on 21-day disabled list (dislocated left thumb).
June 5	Transferred INF Nick Esasky to emergency disabled list. Purchased contract of C Jimmy Kremers from AAA Richmond.
June 9	Placed RHP Charley Kerfeld on 15-day disabled list (torn ribcage muscle).
June 10	Recalled RHP Tommy Greene from AAA Richmond. Outrighted RHP Dwayne Henry to AAA Richmond. Recalled RHP Rick Luecken from AAA Richmond.
June 11	Transferred INF Marke Lemke to 21-day disabled list (sprained left ankle). Transferred LHP Mike Stanton from 15-day to 60-day disabled list (torn labrum, left shoulder).
June 13	Purchased contract of LHP Steve Avery from AAA Richmond. Optioned LHP Derek Lilliquist to AAA Richmond.
June 22	Replaced MGR Russ Nixon with Bobby Cox as MGR. Replaced pitching coach Bruce Dal Canton with Leo Mazzone. Note uniform number change of Alexis Infante from 6 to 8.
June 24	Activated RHP Charley Kerfeld from 15-day disabled list. Optioned RHP Tommy Greene to AAA Richmond.
June 27	Replaced COA Brian Snitker and Bobby Wine with Pat Corrales (39), and Jimmy Williams (22) as coaches.
June 28	Optioned LHP Tony Castillo to AAA Richmond. Recalled LHP Kent Mercker from AAA Richmond.

1990 Transactions



1990 Braves Transactions (Continued)


- July 2 Placed RHP Pete Smith on 15-day disabled list retroactive to June 25, (impingement of right shoulder). Recalled RHP Rusty Richards from AAA Richmond.
- July 12 Acquired RHP Mark Grant from San Diego in exchange for minor league pitcher Derek Lilliquist. Optioned Rusty Richards to AAA Richmond.
- July 17 Outrighted INF Alexis Infante to AAA Richmond. Recalled INF Marke Lemke from Bradenton to Atlanta; reinstated Lemke to active roster.
- July 23 Acquired RHP Doug Sisk from the New York Mets' AAA Tidewater club in exchange for minor league RHP Tony Valle. Placed RHP Charley Kerfeld on waivers for purpose of granting him his unconditional release.
- July 23 Acquired RHP Marvin Freeman from the Philadelphia Phillies in exchange for RHP Joe Boever. Freeman was assigned to AAA Richmond. Purchased contract of RHP Dwayne Henry from AAA Richmond.
- July 24 Placed LHP Joe Hesketh on waivers for purpose of granting him his unconditional release. Recalled LHP Tony Castillo from AAA Richmond.
- July 30 Optioned C Jimmy Kremers to AAA Richmond. Activated C Ernie Whitt from 21-day disabled list.
- August 4 Acquired RHP Jeff Parrett and two-players-to-be-named later in exchange for OF Dale Murphy and one player-to-be-named later. Parrett will wear #33.
- August 7 Placed RHP Doug Sisk on the 15-day disabled list retroactive to 7/28 (neuritis, right arm).
- August 9 Placed INF Andres Thomas on the 15-day disabled list retroactive to 7/30 (sprained left wrist). Acquired on waiver claim OF Jim Vatcher from Philadelphia as one of the two players-to-be-named later in the 8/4 trade which sent Dale Murphy and RHP Tommy Greene to the Phillies for RHP Jeff Parrett and two PsTBNL.
- August 16 Activated INF Andres Thomas from the disabled list. Optioned INF Mike Bell from AA Greenville.
- August 31 Placed RHP Doug Sisk on waivers for purpose of granting him his unconditional release.
- Sept. 1 Recalled RHP Marvin Freeman, RHP Paul Marak from AAA Richmond, recalled INF Mike Bell from AA Greenville.
- Sept. 3 Activated RHP Pete Smith from 15-day disabled list.
- Sept. 4 Recalled C Jimmy Kremers, C Kelly Mann and OF Geronimo Berroa from AAA Richmond. Acquired INF Victor Rosario from the Philadelphia Phillies as one of two players-to-be-named later in the Dale Murphy trade of 8/4.
- Sept.24 Sold contract of RHP Rick Luecken to Toronto.
- Oct.22 Waived C Ernie Whitt for purpose of granting him his unconditional release.
- Nov. 13 Activated INF Nick Esasky and LHP Mike Stanton from 60-day disabled list.
- Nov. 16 Waived RHP Marty Clary and RHP Dwayne Henry for purpose of granting them their unconditional release. Purchased contracts of OF Andy Tomberlin and RHP Turk Wendell from AAA Richmond and INF Vinicio Castilla from AA Greenville. Outrighted RHP Andy Nezelek to AAA Richmond. INF Tom Redington claimed on waivers by San Diego Padres.
- Dec. 4 INF Terry Pendleton signed as a free agent. Pendleton will wear #9.
- Dec. 6 INF Sid Bream signed as a free agent. Bream will wear #12.
- Dec. 10 OF Dennis Hood traded to Seattle Mariners for minor league RHP Scott Taylor. Taylor assigned to AA Greenville.
- Dec. 18 INF Rafael Belliard signed as a free agent. Belliard will wear #2.
- Dec. 20 LHP Charlie Leibrandt signed as a second-look free agent. Outrighted INF Victor Rosario to AAA Richmond.
- Jan. 22 C Mike Heath signed as a second-look free agent. OF Geronimo Berroa assigned to AAA Richmond.

1990 Daily Home Attendance



Home Date	Game No.	Date	N-D	Opp.	Day	Game Attendance	Series Attendance	Season Attendance
1	1,2	4/11	N	SF	Wed.	11,082		11,082
2	3	4/12	N	SF	Thu.	6,425	17,507	17,507
3	4	4/13	N	Cin	Fri.	12,364		29,871
4	5	4/15	D	Cin	Sun.	10,067		39,938
5	6	4/16	N	Cin	Mon.	6,484	28,915	46,422
6	7	4/26	N	Hou	Thu.	3,396	3,396	49,818
7	8	4/27	N	Pha	Fri.	12,598		62,416
8	9	4/28	N	Pha	Sat.	12,659		75,075
9	10	4/29	D	Pha	Sun.	11,966	37,233	87,041
10	11	4/30	N	NY	Mon.	8,232		95,273
11	12	5/1	N	NY	Tue.	8,324	16,556	103,597
12	13	5/14	N	Chi	Mon.	16,417		120,014
13	14	5/15	N	Chi	Tue.	16,271		136,285
14	15	5/16	N	Chi	Wed.	13,345	46,033	149,630
15	16	5/17	N	Pit	Thu.	6,340		155,970
16	17	5/18	N	Pit	Fri.	19,001		174,971
17	18	5/19	N	Pit	Sat.	26,170		201,141
18	19	5/20	N	Pit	Sun.	8,288	59,799	209,429
19	20	5/21	N	StL	Mon.	6,237		215,666
20	21	5/22	N	StL	Tue.	11,313	17,550	226,979
21	22	5/28	D	Mon	Mon.	25,152		252,131
22	23	5/30	N	Mon	Tue.	10,372	35,524	262,503
23	24	6/8	N	SF	Fri.	32,154		294,657
24	25	6/9	N	SF	Sat.	31,048		325,705
25	26	6/10	D	SF	Sun.	17,448		343,153
26	27	6/11	N	SF	Mon.	11,528	92,178	354,681
27	28, 29	6/19	N	Cin	Tue.	16,205		370,886
28	30	6/20	N	Cin	Wed.	12,200		383,086
29	31	6/21	N	Cin	Thu.	11,204	39,609	394,290
30	32	6/23	N	SD	Sat.	23,724		418,014
31	33	6/24	D	SD	Sun.	16,298	40,022	434,312
32	34	6/25	N	LA	Mon.	16,738		451,050
33	35	6/26	N	LA	Tue.	12,257		463,307
34	36	6/27	N	LA	Wed.	11,569	40,564	474,876
35	37	7/5	N	NY	Thu.	34,312		509,188
36	38	7/6	N	NY	Fri.	26,513		535,701
37	39	7/7	N	NY	Sat.	38,267		573,968
38	40	7/8	D	NY	Sun.	15,866	114,958	598,834
39	41	7/12	N	Mon	Thu.	7,654		597,488
40	42, 43	7/14	N	Mon	Sat.	20,452		617,944
41	44	7/15	D	Mon	Sun.	11,237	39,343	629,181
42	45	7/16	N	Pha	Mon.	8,211		637,388
43	46	7/17	N	Pha	Tue.	8,558		645,946
44	47	7/18	N	Pha	Wed.	8,706	25,475	654,652
45	48	7/23	N	Hou	Mon.	7,888		662,540
46	49, 50	7/24	N	Hou	Tue.	12,200		674,740
47	51	7/25	N	Hou	Wed.	9,492	29,580	684,232
48	52, 53	8/7	N	SD	Tue.	10,991		695,223
49	54	8/8	N	SD	Wed.	6,070		701,293
50	55	8/9	N	SD	Thu.	8,312	25,373	709,605
51	56	8/10	N	LA	Fri.	27,627		737,232
52	57	8/11	N	LA	Sat.	30,845		768,077
53	58	8/12	D	LA	Sun.	12,451		780,528
54	59	8/13	N	LA	Mon.	11,945	82,868	792,473
55	60	8/23	N	Hou	Thu.	3,423	3,423	795,896
56	61	8/24	N	Chi	Fri.	20,922		816,818
57	62	8/25	N	Chi	Sat.	29,359		846,177
58	63	8/26	D	Chi	Sun.	14,178	64,459	860,355
59	64	8/28	N	Pit	Tue.	5,872		866,227
60	65	8/29	N	Pit	Wed.	5,403	11,275	871,630
61	66	8/30	N	StL	Thu.	3,672		875,302
62	67	8/31	N	StL	Fri.	6,957		882,259
63	68	9/1	N	StL	Sat.	14,673		896,932
64	69	9/2	D	StL	Sun.	10,070	35,372	907,002
65	70	9/3	N	Cin	Mon.	9,176		916,178
66	71	9/4	N	Cin	Tue.	4,463	13,639	920,641
67	72	9/14	N	SD	Fri.	4,395		925,036
68	73	9/15	N	SD	Sat.	7,390		932,426
69	74	9/16	D	SD	Sun.	4,058	15,843	936,484
70	75	9/17	N	LA	Mon.	3,473		939,957
71	76	9/18	N	LA	Tue.	3,891	7,364	943,848
72	77	9/19	N	SF	Wed.	3,715		947,563
73	78	9/20	N	SF	Thu.	3,790	7,505	951,353
74	79	9/21	N	Hou	Fri.	6,081		957,434
75	80	9/22	N	Hou	Sat.	13,635		971,069
76	81	9/23	D	Hou	Sun.	9,060	28,776	980,129

MISCELLANEOUS



Atlanta-Fulton County Stadium



ATLANTA-FULTON COUNTY STADIUM FIRSTS

Ground Breaking: April 15, 1964
Construction Finished: April 9, 1965
First Game: April 12, 1966. Pirates beat Braves 3-2 in 13 innings.
First Batter: Matty Alou, Pittsburgh
First Hit: Gene Alley, Pittsburgh
First Home Run: Joe Torre, Atlanta
First Braves' Batter: Felipe Alou
First Hit by a Braves' Batter: Rico Carty
First Braves' Stolen Base: Hank Aaron
First Braves' Error: Denis Menke

DIMENSIONS

Left Field Line: 330'
Power Alleys: 385'
Center Field: 402'
Right Field Line: 330'
Wall: 10'

GROUND RULES

DUGOUTS

Dugouts are bounded by guard rails and any ball hitting guard rails is **IN PLAY**.

Ball hitting netting on home plate side of either dugout is **IN PLAY**.
Ball hitting facing of either dugout painted white is **IN PLAY**. Ball hitting facing over either dugout which is not painted is **DEAD**.
Ball hitting front ledge of lip in front of dugout is **IN PLAY**.

BACKSTOP

Ball lodging in padding or on top of camera booth is **DEAD - ONE BASE** on pitch and **TWO BASES** on throw by a fielder.
Ball thrown into stands under fence going from dugout to dugout - **ONE BASE** on pitch and **TWO BASES** on throw by a fielder.

CANVAS

Catch may be made off of canvas. Ball lodged behind or under canvas is **dead - ONE BASE** on pitch and **TWO BASES** on throw by a fielder.
Batted ball lodging behind or under canvas - **TWO BASES**.

FOUL POLES

Ball hitting any part of screen area supported by poles down left or right field line - **HOME RUN**.
Ball going over outfield fence into open space directly below screen area - **HOME RUN**.

Rules of Interest



Player Limits: 40 until opening day, when the number of players must be reduced to 25 until September 1, when it becomes 40 again.

Determining Batting Averages: Divide the number of at-bats into the number of hits.

Determining an Earned Run Average: Multiply the number of earned runs by nine, divide the total by the number of innings pitched.

Determining Slugging Percentages: Divide the total bases of all hits by the total times at-bat (At bats do not include walks, sacrifices, hit by pitches, or times awarded first base because of interference or obstruction).

Determining Fielding Average: Divide the total putouts and assists by the total of putouts, assists and errors.

Determining On Base Percentage: Add the total of hits, walks, and hit by pitches and divide by the total of at-bats, walks, hit by pitches, and sacrifice flies.

Determining the Magic Number: Determine the number of games yet to be played, add one, then subtract the number of games ahead in the loss column of the standings from the closest opponent.

Determining a Major League Year: 172 days constitute a full year in the Major Leagues.

Consecutive Game Hitting Streaks: A consecutive-game hitting streak shall not be terminated if all the player's plate appearances (one or more) result in a base on balls, hit batsman, defensive interference of a sacrifice bunt. The streak shall terminate if the player has a sacrifice fly and no hit.

Consecutive Game Playing Streak: A consecutive-game playing streak shall be extended if the player plays one half-inning on defense, or if he completes a time at bat by reaching base or being put out. A pinch-running appearance only, shall not extend the streak. If a player is ejected from a game by an umpire before he can comply with the requirements of this rule, his streak shall continue.

Qualifying Marks: To qualify for the batting championship a player must have a minimum of 502 plate appearances. To qualify for earned run average leadership, a pitcher must have at least 162 innings pitched.

Doctored Bat: If a filled or "doctored" bat is used, the player is to be ejected from the game and suspended three days. Any balls hit by an illegal bat do not count. If the umpire sees the illegal bat before it is used, he issues a warning, but there is no penalty.

Relief Pitchers' Save Rule: A pitcher is credited with a save when he meets all three of the following conditions; 1) He's the finishing pitcher in a game won by his club, and 2) he's not the winning pitcher, and 3) he qualifies under one of the following conditions: a) he enters the game with a lead of no more than three runs and pitches for at least one inning, or b) he enters the game with the potential tying run either on base, at bat or on deck, or c) he pitches effectively for at least three innings.

Rookie Rule: Not more than 130 at-bats or 50 innings pitched in the Major League during a previous season or seasons, nor more than 45 days on a Major League roster during the 25-player limit (excluding time in the military).

Day/Night Game: Any game scheduled to start after 5:00 p.m. will be considered a night game. If a game is scheduled to start at or before 5:00 p.m. and is delayed by rain or for any other reason it shall still be considered a day game. However, both games of a two-night doubleheader shall be considered night games. When afternoon and night games are played on the same day and separate admissions are charged, they will be counted as one day game and one night game and will not be considered as a doubleheader.

Rules of Interest



Regulation Game: A regulation game consists of nine innings unless extended because of a tie score or shortened because 1) the home team needs none of its half on the ninth or only part of it; or 2) because the umpire-in-chief calls the game after five completed innings. A regulation game may be less than five innings if the home team is ahead after the first of the fifth, or takes the lead or ties the score while at bat in the fifth.

The Game: A regulation game that is called by the umpire-in-chief when both teams have the same number of runs is a tie game. Individual player performances are official and are entered in the records, but the game does not count in the League standings and may be re-scheduled at a later date.

Suspended Games: A game becomes a suspended game if it is terminated for any of the following reasons: 1) a curfew imposed by law; 2) a time limit permissible under league rules; 3) light failure or malfunction of a mechanical field device under control of the home club (including automatic tarpaulin or water removal equipment); 4) darkness because of any law, the lights may not be turned on. No game called because of a curfew or a time shall be a suspended game unless it has progressed far enough to have been a regulation game (see above). A game called under provision 3 or 4 shall be a suspended game at any time after it starts. Note: weather or similar conditions shall take precedence in determining whether a called game shall be a suspended game. A game can only be considered a suspended game if stopped for any of the four reasons specified.

Since 1980, if weather forces the termination of a legal game while an inning is in process, it will become a suspended game if either of the following two conditions exists: 1) the visiting team has scored one or more runs to tie the game and the home team has not scored, or 2) the visiting team has scored one or more runs to take the lead and the home team has not tied the score or taken the lead. If a legal game is tied when called because of weather and neither situation listed above prevails, it is a tie game and must be replayed in its entirety.

Suspended games shall be resumed at the exact point of suspension immediately preceding the next scheduled single game between the two clubs on the same ground ...If this is not possible, other provisions for resumption are specified in American League Regulation 3.8.

A game called at the END of a completed inning AFTER NINE INNINGS for any reason shall be a SUSPENDED game. This rule became effective in 1969. Formerly, the game would have been declared a tie and replayed in its entirety at a later date.

Disabled Lists:

REGULAR DISABLED LIST: Maximum number of players on list at any one time—three (3). Minimum period of activity—twenty-one (21) days. Players may not be placed on the Regular Disabled List earlier than fifteen (15) days prior to the start of the Championship Season.

SUPPLEMENTAL DISABLED LIST: Maximum number of players on list at one time—two (2) of which no more than one (1) may be a pitcher. Minimum period of inactivity fifteen (15) days.

SPECIAL DISABLED LIST: Maximum number of players on list at any one time—one (1). Minimum period of inactivity—Thirty (30) calendar days. Placements on this list are limited to Clubs who have two (2) players on the Supplemental Disabled list, and three (3) players on the Regular Disabled list, and subsequently incur an injury or ailment to a player whose estimated disability will exceed twenty-one (21) days, yet be less than sixty (60) days.

EMERGENCY DISABLED LIST: Maximum number of players on list at one time—no limit. Minimum period of inactivity—sixty (60) calendar days. Players placed on this list after August 1, shall remain there for the balance of the season.

Braves 1991 Road Hotels



1991 BRAVES ROAD HOTELS

CHICAGO:

Hyatt Regency Chicago
151 East Wacker Dr.
Chicago, IL 60601
(312) 565-1234

CINCINNATI:

Terrace Hilton
15 W. Sixth St.
Cincinnati, OH 45201
(513) 381-4000

HOUSTON:

The Westin Galleria
5060 W. Alabama
Houston, TX 77056
(713) 960-8100

LOS ANGELES:

Hyatt Regency Los Angeles
711 S. Hope St.
Los Angeles, CA 90017
(213) 683-1234

MONTREAL:

Lecentre Sheraton
1201, Boul. Rene-Levesque Quest
Montreal, Quebec H3b 2L7
(514) 878-2000

NEW YORK:

Grand Hyatt
Park Avenue & Grand Central
New York, NY 10017
(212) 883-1234

PHILADELPHIA:

Radisson Suite Hotel
18th St. Benjamin Franklin Pkwy.
Philadelphia, PA 19103
(215) 963-2222

PITTSBURGH:

Vista International Hotel
1000 Penn Ave.
Pittsburgh, PA 15222
(412) 281-3700

ST. LOUIS:

Adam's Mark
Fourth & Chestnut St.
St. Louis, MO 63102
(314) 241-7400

SAN DIEGO:

San Diego Marriott Marina
333 W. Harbor Dr.
San Diego, CA 92101
(619) 234-1500

SAN FRANCISCO:

Parc Fifty Five
55 Cyril Magnin St.
San Francisco, CA 94102
(415) 392-8000

Braves 1991 Spring Training Information



REPORTING DATES

Pitchers and catchers report on February 21st for a February 22nd workout. Balance of team reports on February 26th for a full squad workout February 27th.

HOTEL HEADQUARTERS

The Palm Beach Gardens Marriott
4000 RCA Blvd.
Palm Beach Gardens, FL 33410
(407) 622-8888

GAMES AND OFFICES

Municipal Stadium
P.O. Box 2619
West Palm Beach, Florida 33402
(407) 683-6100
Street Address: 715 Hank Aaron Drive
West Palm Beach, Florida 33401
Press Box: (407) 689-9280
Public Relations Office: (407) 471-0995 or 0996

MUNICIPAL STADIUM

Built in 1963, the stadium seats 7,200. Playing field distances are 330 feet to left and right field and 400 feet to straight-away center.

TICKETS

Reserved box seats are \$8.00, grandstand seats are \$7.00, reserved bleacher seats are \$5.00.

SITES THROUGH THE YEARS

1901, Norfolk, VA; 1902-04, Thomasville, GA; 1905, Charleston, SC; 1906, Jacksonville, FL; 1907, Thomasville, GA; 1908-12, Augusta, GA; 1913, Athens, GA; 1914-15, Macon, GA; 1916-18, Miami, FL; 1919-1920, Columbus, GA; 1921, Galveston, TX; 1922-37, St. Petersburg, FL; 1938-40, Bradenton, FL; 1941, San Antonio, TX; 1942, Sanford, FL; 1943-44, Wallingford, CT; 1945, Washington, D.C.; 1946-47, Ft. Lauderdale, FL; 1948-61, Bradenton, FL; 1962, Palmetto, FL; 1963-Present, West Palm Beach, FL.

MINOR LEAGUES

Pitchers and catchers report to West Palm Beach on March 7 for workouts beginning March 8. Infielders and outfielders report on March 9, with the first full squad workout being held on March 10.

Braves 1991 Spring Training Schedule



1991 SPRING TRAINING SCHEDULE

DATE	OPPONENT/SITE	TIME
Thursday, March 7	University of Georgia @ West Palm Beach	1:05 P.M.
Friday, March 8	Houston Astros @ Kissimmee	1:05 P.M.
Saturday, March 9	Montreal Expos @ W. Palm Beach (Braves Home)	1:05 P.M.
Sunday, March 10	Montreal Expos @ W. Palm Beach (Expos Home)	1:05 P.M.
Monday, March 11	New York Yankees @ Ft. Lauderdale	1:05 P.M.
Tuesday, March 12	New York Mets @ W. Palm Beach	1:05 P.M.
Wednesday, March 13	Montreal Expos @ W. Palm Beach (Expos Home)	1:05 P.M.
Thursday, March 14	Los Angeles Dodgers @ West Palm Beach	1:05 P.M.
Friday, March 15	Los Angeles Dodgers @ Vero Beach	1:35 P.M.
Saturday, March 16	Houston Astros @ Kissimmee	1:05 P.M.
Sunday, March 17	Montreal Expos @ West Palm Beach (Braves Home)	1:05 P.M.
Monday, March 18	New York Mets @ West Palm Beach	1:05 P.M.
Tuesday, March 19	Los Angeles Dodgers @ West Palm Beach	1:05 P.M.
Wednesday, March 20	Off	
Thursday, March 21	Montreal Expos @ West Palm Beach (Expos Home)	1:05 P.M.
Friday, March 22	Montreal Expos @ West Palm Beach	1:05 P.M.
Saturday, March 23	New York Mets @ Port St. Lucie	1:10 P.M.
Sunday, March 24	Los Angeles Dodgers @ West Palm Beach	1:05 P.M.
Monday, March 25	Los Angeles Dodgers @ West Palm Beach	1:05 P.M.
Tuesday, March 26	Houston Astros @ West Palm Beach	1:05 P.M.
Wednesday, March 27	New York Yankees @ West Palm Beach	1:05 P.M.
Thursday, March 28	New York Yankees @ Ft. Lauderdale	1:05 P.M.
Friday, March 29	Houston Astros @ Kissimmee	1:05 P.M.
Saturday, March 30	Los Angeles Dodgers @ West Palm Beach	1:05 P.M.
Sunday, March 31	New York Mets @ West Palm Beach	1:05 P.M.
Monday, April 1	New York Mets @ Port St. Lucie	1:10 P.M.
Tuesday, April 2	Baltimore Orioles @ West Palm Beach	1:05 P.M.
Wednesday, April 3	New York Yankees @ West Palm Beach	1:05 P.M.
Thursday, April 4	Richmond Braves @ West Palm Beach	12:00 Noon
Friday, April 5	Montreal Expos @ West Palm Beach (Braves Home)	1:05 P.M.
Saturday, April 6	St. Louis Cardinals @ Richmond (Exhibition)	2:00 P.M.
Sunday, April 7	St. Louis Cardinals @ Louisville, KY (Exhibition)	1:30 P.M.

YEAR-BY-YEAR SPRING TRAINING RECORDS

Year	Record	Year	Record	Year	Record
1966	13-13	1975	9-19	1984	13-13
1967	12-13	1976	16-14	1985	18-11
1968	13-11	1977	8-8-1	1986	18-11
1969	11-12	1978	14-11	1987	16-14
1970	15-17	1979	16-10	1988	8-21
1971	13-14	1980	10-9	1989	16-12
1972	8-12	1981	15-15	1990	7-7
1973	4-18-1	1982	18-7		
1974	10-11-1	1983	13-15		

Braves 1990 Spring Training Statistics



Name	AVG	G	AB	R	H	TB	2B	3B	HR	RBI	SH-SF	HP	BB-IBB	SO	SB-CS	DP	SLG	OBP
Bell	.400	4	5	0	2	3	1	0	0	1	0-0	0	0-0	0	0-0	0	.600	.400
Blauser	.266	7	21	5	6	11	2	0	1	3	0-0	1	3-0	4	0-0	2	.524	.400
Cabrera	.500	5	6	1	3	4	1	0	0	0	0-0	0	0-0	1	0-0	0	.667	.500
Davis	.200	3	15	2	3	6	0	0	1	2	0-0	0	1-0	4	0-0	0	.400	.260
Esasky	.206	12	34	6	7	17	1	0	3	8	0-1	0	3-0	12	0-0	0	.500	.349
Evans	.250	4	3	1	2	5	0	0	1	3	0-0	0	2-0	2	0-0	0	.625	.400
Gant	.273	11	23	2	6	7	1	0	0	1	0-0	0	0-0	4	0-0	0	.316	.273
Gregg	.433	12	30	11	13	19	0	0	2	5	0-0	0	2-0	3	1-0	2	.633	.469
Hood	1.000	2	1	1	1	1	0	0	0	0	0-0	0	0-0	0	0-0	0	1.000	1.000
Hunter	.000	2	1	0	0	0	0	0	0	0	0-0	0	1-0	1	0-0	0	.000	.500
Infante	.300	10	15	0	3	3	0	0	0	0	0-0	0	3-0	3	0-1	2	.200	.333
Leach	.250	4	4	2	1	1	0	0	0	0	0-0	0	1-0	0	0-0	0	.250	.400
Lemke	.345	10	29	5	10	12	2	0	0	1	0-0	0	5-0	1	0-0	2	.414	.441
Lombardi	.000	3	3	0	0	0	0	0	0	0	0-0	0	0-0	1	0-0	0	.000	.000
McDowell	.351	12	37	10	13	20	2	1	1	2	0-0	0	3-0	9	3-3	0	.541	.467
Mitchell	.000	3	4	0	0	0	0	0	0	0	0-0	0	0-0	1	0-0	0	.000	.000
Mizerock	.400	4	5	1	2	2	0	0	0	0	0-0	0	0-0	1	0-0	0	.400	.400
Murphy	.316	12	36	6	12	16	3	0	1	4	0-1	0	5-0	10	0-0	1	.474	.366
Olson	.000	3	3	0	0	0	0	0	0	0	0-0	0	1-0	0	0-0	0	.000	.250
Presley	.279	13	43	6	12	22	4	0	2	11	0-1	1	2-0	3	0-0	1	.512	.319
Redington	.500	2	2	0	1	2	1	0	0	2	0-0	0	0-0	0	0-0	0	1.000	.500
Russell	.000	2	3	0	0	0	0	0	0	0	0-0	0	0-0	1	0-0	0	.000	.000
L. Smith	.126	11	39	1	5	7	2	0	0	2	0-0	3	0-0	8	1-0	0	.179	.190
Thomas	.226	10	31	1	7	7	0	0	0	2	0-0	0	0-0	4	0-0	2	.226	.226
Treadway	.273	9	22	2	6	10	1	0	1	6	0-0	1	1-0	1	0-0	1	.455	.333
Whitt	.266	10	26	2	3	14	3	0	1	6	0-0	0	3-0	6	0-0	1	.500	.255
Totals	.272	14	464	67	126	197	24	1	15	62	6-3	6	46-0	90	5-4	17	.426	.343
Opp.	.277	14	486	59	127	133	21	1	11	51	4-3	1	49-0	70	15-3	11	.200	.242

Name	W-L	ERA	G	GS	CG	SHO	SV	IP	H	R-ER	HR	HB	BB-IBB	SO	WP	BK
Boever	0-0	1.69	4	0	0	0	1	5.1	6	2-1	0	0	3-0	6	1	0
Castillo	0-1	1.13	4	0	0	0	0	3.0	9	5-1	0	0	4-0	3	0	0
Clary	1-0	3.68	4	2	0	0	0	14.2	15	3-6	1	1	6-0	3	0	0
Glavine	0-1	6.35	2	2	0	0	0	5.2	10	3-4	1	0	5-0	5	0	0
Gomez	0-0	3.86	1	0	0	0	0	2.1	4	3-1	0	0	2-0	1	0	0
Greene	1-0	0.00	2	0	0	0	0	5.2	1	0-0	0	0	3-0	2	1	0
Havens	0-1	36.00	1	0	0	0	0	1.0	5	4-4	1	0	0-0	0	0	0
Henry	1-1	2.34	6	0	0	0	1	6.1	4	2-2	0	0	2-0	5	2	0
Kilner	1-0	0.00	0	0	0	0	0	2.0	1	0-0	0	0	0-0	0	0	0
Lilliquist	0-1	0.32	3	3	0	0	0	11.0	11	3-1	0	0	2-0	3	0	0
Luecken	0-1	3.36	4	1	0	0	0	3.0	9	3-3	1	0	0-0	3	0	0
Nezelek	0-0	0.00	1	0	0	0	0	2.0	2	0-0	0	0	0-0	0	0	0
Olwine	0-0	3.00	2	0	0	0	1	3.0	3	1-1	0	0	0-0	4	1	0
Richards	0-0	3.00	1	1	0	0	0	3.0	4	1-1	1	0	1-0	1	0	0
Rivera	0-0	0.00	1	0	0	0	0	2.0	1	0-0	0	0	1-0	0	1	0
P. Smith	1-1	4.50	3	2	0	0	0	12.0	12	6-6	1	0	7-0	7	1	0
Smoltz	1-0	4.63	3	3	0	0	0	11.2	13	6-6	4	0	4-0	3	0	1
Stanton	0-0	2.70	5	0	0	0	0	6.2	6	2-2	0	0	5-0	9	1	1
Valdez	1-0	5.40	4	0	0	0	0	6.2	10	5-4	1	0	4-0	4	2	0
Ziem	0-0	0.00	2	0	0	0	1	2.0	1	0-0	0	0	0-0	1	0	0
Team	7-7	3.36	14	14	0	0	4	119.0	127	59-43	11	1	40-0	70	10	2
Opp.	7-7	4.95	14	14	0	1	5	120.0	126	57-62	15	6	46-0	90	9	0



1991 BRAVES RADIO AND TELEVISION

The Atlanta Braves, TBS and WSB Radio join together again in 1991 to provide Braves' fans with the best in sports broadcasting. TBS SuperStation is televising 120 games in 1991, including 61 regular season home games, 59 regular season away games and one spring training game. TBS carries the Braves into more than 55 million homes throughout the United States and the Caribbean.

WSB-AM, which began its affiliation with the Braves when the franchise moved to Atlanta in 1966, is the rightsholder for the team's radio network. The 100-plus outlets cover Alabama, Florida, South Carolina, North Carolina and Tennessee, in addition to Georgia. Braves radio will air all 162 regular season games in 1991.

In addition, SportSouth, a Southeast regional cable television network launched by Ted Turner and several partners in August of 1990, will televise 25 Braves games, 15 from Atlanta-Fulton County Stadium and 10 from the road. Ernie Johnson, associated with the Braves as a player, staff member and broadcaster for more than 40 years until his "retirement" after the 1989 season, and Chip Caray, the play-by-play voice of the NBA's Orlando Magic and the son of Skip, will be the on-the-air talent. SportSouth already reaches more than 1.2 million homes.

1991 BRAVES BROADCASTERS

SKIP CARAY

Skip Caray, a seven-time winner of the Georgia Broadcaster of the Year award, enters his 16th season with the Braves in 1991. Caray also did play-by-play for the Atlanta Hawks for 14 seasons, is a former radio sports talk show host, broadcast Florida State football for one year and currently does Atlanta Hawks games for TBS.

Skip and his wife, Paula, live in Atlanta. They have four children; Chip, Cindy, Shayelyn and Joshua.

PETE VAN WIENEN

Pete Van Wieren, who has won Georgia Broadcaster of the Year honors for three straight years, is in his 16th season as one of the voices of the Braves. Van Wieren has now earned that prestigious award four times, the first having come in 1980. He began his Major League broadcasting career with the Braves in 1976 after working as a play-by-play man for the Tidewater Tides of the International League for two years. He has also broadcast hockey, college and professional basketball and college and professional football, currently spending his baseball off-seasons doing the NBA on TNT.

Pete and his wife, Elaine, live in Tucker, GA. They have two children; Steven and Jon.

DON SUTTON

Don Sutton joined the Braves' broadcast crew in 1989, after concluding a 23-year Major League career which saw him win 324 games and participate in four World Series and four All-Star games. As a broadcaster, he has done network coverage of both the playoffs and World Series, as well as filling in as a sportscaster on KNBC in Los Angeles. Two years ago, he split time between TBS SuperStation and cablecasts of the Los Angeles Dodgers. This past January he worked the Hawaiian Open for TBS.

DAVE O'BRIEN

Dave O'Brien, 27, already has established himself as one of the rising young stars in the Major League broadcasting field. He enters his second season as the Braves' main play-by-play voice on WSB Radio.

After graduating from Syracuse University, O'Brien worked as sports director of WORD Radio in Spartanburg, S.C., handling basketball play-by-play for USC-Spartanburg, in 1986. In 1987, he moved to Atlanta to host WSB's evening sports talk show and co-host the University of Georgia's football pre-game show. He was named WSB's sports director and morning sports anchor in 1989. His other work for WSB has included color commentary on the Georgia football broadcasts, Georgia basketball play-by-play, co-hosting the Falcons' pre-, halftime and post-game shows and filling in as the Falcons' play-by-play voice.

O'Brien and his wife, Debbie, have one son, Michael, 2.

Waiver Rules



Baseball's waiver year runs from November 11 to November 10 with three waiver periods within each year:

First Waiver Period—November 11 to 30th day of subsequent regular season;

Second Waiver Period—31st day of regular season to July 31;

Third Waiver Period—August 1 to November 10

To make a trade with a National or American League Club, major league waivers are required only from August 1 until the day following the close of the regular season. Waivers are not required during any other time of year.

The contract of a player placed on waivers may be claimed by any other major league club. If a claim is made and the club requesting waivers does not withdraw the request, the contract shall be assigned to the claiming club. If more than one club in the same league files a claim, assignment shall be made to the claiming club of the lowest standing in the league. If claiming clubs are in different leagues, the preference for the waiver claim shall always go to clubs in the same league as the requesting club and to the claiming club of the lowest standing in that league.

Major League Waivers may be requested prior to 2:00 P.M. E.S.T. Monday through Friday (Holidays excepted) and claims may be filed until 2:00 P.M. on the third business day following the date of the waiver request. If no claims are filed, the secured waivers are in effect through the close of that particular waiver period.

Unconditional Release Waivers may be requested at any time without restriction.

Special Waivers (Sept. 1 to 30th day of subsequent regular season) or Outright Waivers (31st day of regular season to August 31) must be secured prior to making an outright assignment of a player contract to a National Association Club. If secured, Special Waivers are in effect for seven calendar days and Outright Waivers are in effect until the close of the waiver period.

Unconditional Release Waivers, Special Waivers and Outright Waivers are irrevocable and may not be withdrawn after they have been requested.

In some cases, Major League Waivers must be secured prior to the optional assignment of a player contract to the National Association. Generally, waivers are required as of the third anniversary of the date the player first reported for major league service, less one year for each option charged to the player at the time he first reported.

In Memoriam



LUKE APPLING
1909-1991

ATLANTA BRAVES SEASON AND GROUP TICKET INFORMATION



BRAVES OF THUNDER

Team Up With The Braves And Save On Group Tickets.

We know your friends, business associates, civic organization, church or Little League team are all big on the Braves. So we're making it better than ever to come out and show it. Team up with 30 or more of your friends and save \$1.00 on all field and upper level seats.* For VIP Groups of 300 or more, there's an even bigger savings of \$2.00 on each field or upper level ticket. And there's more...keep reading!

*No discounts on April 9 and July 4. Special prices apply on concert dates.

Team Up With Your Community, Youth Or Company.

Fund-raiser or fun-raiser. Nobody takes you out to the ball game like we do. The Braves pitch is simple: VIP Groups of 300 or more are very important to us. So we cater to your group's specific needs to make sure your event is a winner. Groups have an opportunity to share in our pre-game activities which feature public address and scoreboard salutes, parades, T-Ball games, a home-plate huddle with umpires and managers, throwing out the first pitch and much more! Plus all VIP Groups can qualify for terrific prizes, like team jackets and jerseys, or even a Braves road trip.

Braves Luxury Suites... Baseball On A Silver Platter.

Our four luxury suites offer a first-class entertainment environment for 18-24 guests with exceptional amenities, including closed circuit TV, quality catering, roomy hospitality area and stereo radio play-by-play.

Celebrate Your Birthday.

We throw parties for Birthday Braves, 12 or younger. One of the Braves mascots will give your B'day Brave a special hello and help make it a day (or night) to remember.

In-Tent To Celebrate?

Move your tailgate parties out of the parking lot and into the stadium: The Braves Picnic Tent is available to groups of 30-140. Need we say more? We will. Just call 577-9100 and catch the rest of our group benefits.

THE BRAVES OF THUNDER ARE COMING THIS SEASON TO THE STADIUM NEAR YOU.

**CALL 577-9100 FOR COMPLETE SEASON TICKET
AND GROUP DISCOUNT INFORMATION.**

Membership Has Its Privileges.®



**RON GANT
AND
DAVE JUSTICE.**

**TWO REASONS
TO SEE THE
ATLANTA BRAVES
IN 1991.**

**AND THERE ARE
OTHERS.**

Team Up With Your Friends.

Season tickets have traditionally been a businessman's designated hit with clients: Where else can you roll up your sleeves, loosen your tie and catch Major League entertainment? But you can also save on a season of entertainment when you share Braves Baseball with your buddies. You share the cost and the excitement!

Give Us A Tryout.

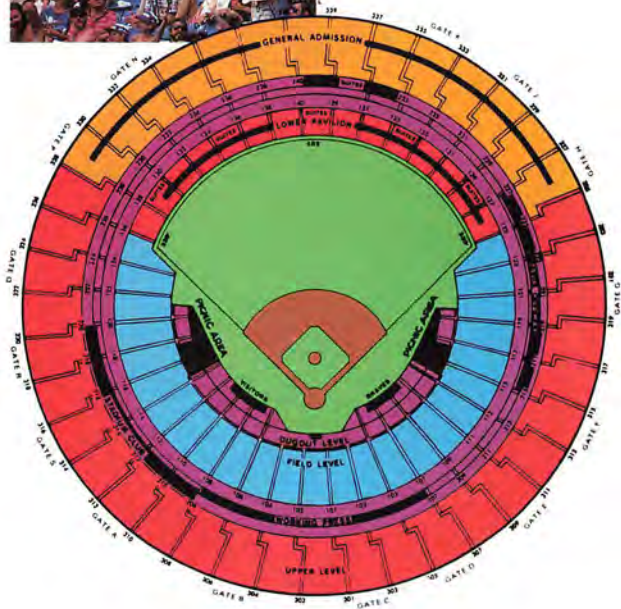
Call 577-9100 and make an appointment to tour the stadium and personally select your seats for the 1991 season. One size fits all!
And you'll hold onto your seat all season long – guaranteed!

Bonus Games Are An MVP: More Value Per Ticket.

Last season, the Braves offered fans more major promotional events than any other team in Major League Baseball. This year's eagerly awaited line-up will feature Opening Night festivities, Kids' Opening Day, the traditional July 4 fireworks, Sunday Autograph Days, Back-To-School Weekend, Fan Appreciation Weekend and more annual favorites, including Sunglasses Day and Bat Night.



Hear it...
Feel it...
Experience
the Thunder!



**Seating Diagram
Atlanta-Fulton County Stadium**

You're a 20-Game winner with this package!

See the Dodgers on Opening Night, Dale Murphy's homecoming
June 4, July 4 fireworks with the world champion
Reds and 17 other great games!

20-Game Plan

(20 Pre-Selected Dates)

Level	Gate Price	20 Games	Discount*	20-Game Rate
Field	\$9.00	\$180.00	\$20.00	\$160.00

Pre-Selected Dates for 20-Game Line-up:

Tue., April 9 vs. LA	Sun., June 30 vs. LA
Sat., April 20 vs. CIN	Thu., July 4 vs. CIN
Sun., May 5 vs. CHI	Sat., July 13 vs. STL
Sat., May 18 vs. PITT	Tue., July 16 vs. CHI
Sat., May 25 vs. SF	Sat., August 3 vs. SD
Tue., June 4 vs. PHI	Sat., August 10 vs. HOU
Sat., June 8 vs. MON	Sat., August 24 vs. PHI
Thu., June 20 vs. NY	Sat., September 14 vs. LA
Sat., June 22 vs. NY	Tue., September 24 vs. CIN
Fri., June 28 vs. LA	Sat., October 5 vs. HOU

Parking

Preferred Parking passes for the southeast (Gold Zone)
are available for \$100.

Post-Season Priority

Full-season ticket purchasers receive the option to purchase their seats for all League Championship Series and World Series games played at Atlanta-Fulton County Stadium, plus a bonus of an equivalent number of seats in the next lowest-priced seating area. Holders of Gift Certificate Books receive the option to purchase one seat in the same seating area for each book owned and a bonus of an equivalent number of seats in the same seating area as their season seats, locations to be determined by the Braves.

Exchanges and Unused Tickets

Can't make it to a game? No problem. As a season or group ticket holder you may exchange your tickets at the stadium up to 24 hours before the date printed on the ticket, subject to availability. Plus, season or group ticket holders can swap leftover tickets for any of seven special Unused Ticket Nights during the season.

No other Major League club offers both these services!

Tue., May 7 vs. STL	Thu., August 29 vs. NY
Sun., May 26 vs. SF	Thu., September 26 vs. CIN
Sun., June 30 vs. LA	Sun., October 6 vs. HOU
Wed., July 31 vs. PITT	

Season Tickets Put You In The Ballpark For...

- 10% Discount on Merchandise Purchased at the Braves Clubhouse Store at CNN Center.
- Reduced Rate Membership in the Stadium Club and Charge Account Privileges.
- Personalized Pocket Schedules—You're in good company when your name teams up with the Braves on our distinctive schedules.



JOHN SMOLTZ

Looking for a reason to get season or group tickets to 1991 Atlanta Braves Baseball? We'll give you a half-dozen. For openers, Rookie-of-the-Year Dave Justice, Comeback-Player-of-the-Year Ron Gant and staff ace John Smoltz return. Gant, a 30-30 man, and Justice combined for 60 homers and 162 RBIs last season while Smoltz chalked up 14 wins. Now add a couple of slick-fielding cornerstones with playoff and World Series experience in ex-Cardinals third sacker Terry Pendleton and first baseman Sid Bream of the NL East champion Pirates. Blend with significant discounts on preferred season and group ticket packages and you



TERRY PENDLETON

have the ingredients for a season of aggressive, competitive Atlanta Braves Baseball.

The Homework And Groundwork For A Bright Future.

Soon after John Schuerholz was named new Braves GM, he pledged to put the Braves on course to a tradition of winning. Schuerholz went right to work during the off-season, getting free agents Pendleton and Bream to anchor his infield and also provide some pop to help baby boomers Gant and Justice. The coming-of-age of Young Guns Tom Glavine, Steve Avery and



SEASON AND GROUP TICKETS HAVE NEVER BEEN A BETTER VALUE!

Team Up With The Braves And Save On Season Tickets.

As a symbol of the Braves' commitment to our fans, on the field and off, Braves Season Ticket holders will get even more savings than in the past, despite rises in Dugout, Club and Field gate admission prices. And for the first time ever, Weekend and 20-Game Plan holders will also save.

Buy Your 1991 Tickets At 1990 Prices!

1991 Season Ticket Plans

Level	Gate Price	81 Games	Discount*	Season Rate
Dugout and Club	\$11.00	\$891.00	\$198.45	\$692.55
Field	\$9.00	\$729.00	\$145.80	\$583.20
Upper and Pavilion	\$6.00	\$486.00	\$48.60	\$437.40

1991 Weekend Ticket Plan

(Includes Opening Night, July 4 & every Friday, Saturday, Sunday)

Level	Gate Price	41 Games	Discount*	Weekend Rate
Field	\$9.00	\$369.00	\$41.00	\$328.00
Upper	\$6.00	\$246.00	\$00.00	\$246.00

Gift Certificate Books

(81 Coupons)

Level	Price	10 or More Books
Field	\$729.00	\$688.50
Upper	\$486.00	\$486.00

*Please note: The discount on 1991 Season Ticket packages is available up to and including Opening Night, April 9, 1991. No discounts on season tickets purchased after that date.



SID BREAM

Kent Mercker combine with John Smoltz, making a solid pitching staff. It's a Braves blueprint for championship caliber baseball in the '90s. Its architect is the savvy Schuerholz, whose commitment is clear: Give Braves fans a total baseball experience and a winning foundation for the future.

AND THE BEST REASON OF ALL...

1991 ATLANTA BRAVES SCHEDULE

SUN	MON	TUE	WED	THU	FRI	SAT
-----	-----	-----	-----	-----	-----	-----

APRIL

	1	2	3	4	5	6
7	8	9 LA 7:40	10 LA 7:40	11 LA 2:10	12 CIN 7:35	13 CIN 2:15
14 CIN 2:15	15 HOU 7:40	16 HOU 7:40	17 HOU 7:40	18	19 CIN 7:40	20 CIN 7:10
21 CIN 2:10	22 LA 10:35	23 LA 10:35	24 LA 10:35	25	26 HOU 8:35	27 HOU 8:05
28 HOU 2:35	29 STL 8:35	30 STL 8:35				

MAY

			1 STL 1:35	2	3 CHI 7:40	4 CHI 7:10
5 CHI* 1:05	6	7 STL 7:40	8 STL 7:40	9	10 PITT 7:35	11 PITT 7:05
12 PITT 1:35	13 CHI 8:05	14 CHI 8:05	15 CHI 2:20	16	17 PITT 7:40	18 PITT 7:10
19 PITT 2:10	20 SD 7:40	21 SD 7:40	22 SD 7:40	23 SD 7:40	24 SF 7:40	25 SF 7:10
26 SF 2:10	27 SD 9:05	28 SD 10:05	29 SD 10:05	30 SF 10:05	31 SF 10:35	

JUNE

						1 SF 4:05
2 SF 4:05	3	4 PHI 7:40	5 PHI 7:40	6 PHI 7:40	7 MON 7:40	8 MON 7:10
9 MON 2:10	10 MON 7:40	11 NY 7:40	12 NY 7:40	13 NY 7:40	14 MON 7:35	15 MON 7:35
16 MON 1:35	17 PHI 7:35	18 PHI 7:35	19 PHI 12:35	20 NY 7:40	21 NY 7:40	22 NY 7:10
23 NY 2:10	24	25 HOU 8:35	26 HOU 8:35	27 HOU 8:35	28 LA 7:40	29 LA 7:10
30 LA 8:05						

JULY

	1	2 CIN 7:40	3 CIN 7:40	4 CIN 7:10	5 LA 10:35	6 LA 10:05
7 LA 4:05	8	9 10 TORONTO ALL-STAR GAME		11 STL 7:40	12 STL 7:40	13 STL 7:10
14 STL 1:05	15 CHI 7:40	16 CHI 7:40	17 CHI 7:40	18	19 STL 8:35	20 STL 8:05
21 STL 2:15	22 PITT 7:35	23 PITT 7:35	24 PITT 7:35	25	26 CHI 3:20	27 CHI 2:20
28 CHI 2:20	29 PITT 7:40	30 PITT 7:40	31 PITT 7:40			

AUGUST

				1	2 SD 7:40	3 SD 7:10
4 SD 2:10	5 SF 7:40	6 SF 7:40	7 SF 7:40	8 SF 5:40	9 HOU 7:40	10 HOU 7:10
11 HOU 2:10	12 SF 10:05	13 SF 10:35	14 SF 3:35	15 SD 4:05	16 SD 10:05	17 SD 10:05
18 SD 4:05	19	20 CIN 7:35	21 CIN 7:35	22 CIN 7:35	23 PHI 7:40	24 PHI 7:10
25 PHI 2:10	26 MON 7:40	27 MON 7:40	28 NY 7:40	29 NY 7:40	30 PHI 7:35	31 PHI 7:05

SEPTEMBER

1 PHI 1:35	2 MON 1:35	3 MON 7:35	4 MON 7:35	5	6 NY 7:40	7 NY 1:40
8 NY 1:40	9 SF 7:40	10 SF 7:40	11 SD 7:40	12 SD 5:40	13 LA 7:40	14 LA 7:10
15 LA 2:10	16 SF 10:05	17 SF 10:35	18 SD 10:05	19 SD 10:05	20 LA 10:35	21 LA 10:05
22 LA 4:05	23	24 CIN 7:40	25 CIN 7:40	26 CIN 7:40	27 HOU 8:35	28 HOU 8:05
29 HOU 2:35	30 CIN 7:35	10/1 CIN 7:35	10/2 CIN 7:35	10/3	10/4 HOU 7:40	10/5 HOU 7:10
10/6 HOU 2:10	*Possible post-game concert date. \$5 surcharge applies.					

HOME GAMES ROAD GAMES All Times Subject to Change

REGULAR GAME TICKET PRICES

Club and Dugout Levels.....	\$11.00
Field Level.....	\$9.00
Upper and Pavilion Levels.....	\$6.00
General Admission (Game Day Only)	
Adults.....	\$4.00
Children Under 12.....	\$1.00

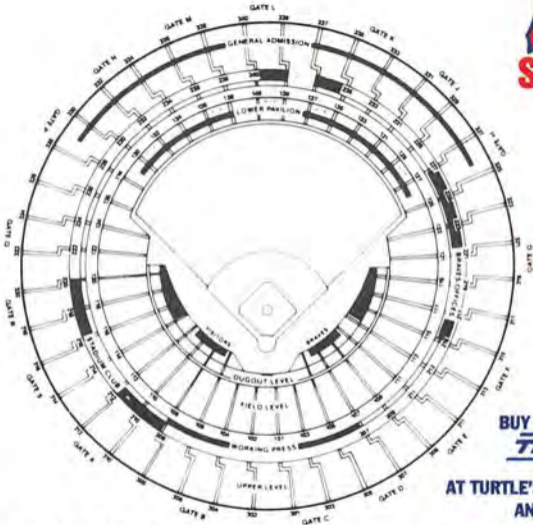
For More Information and Seat Selection Call:

(404) 577-9100

Allanta Braves Ticket Sales
Box 4064 • Allanta, Georgia • 30302

Membership Has Its Privileges.*





**ATLANTA-FULTON COUNTY
STADIUM DIAGRAM**



**Season Packages
& Group
Discounts
Call
404-577-9100**

**BUY TICKETS NOW THRU
TICKET MASTER
SOUTH-EAST**

**AT TURTLE'S, SOUND WAREHOUSE, COCONUTS
AND SELECT ECKERD DRUGS
CHARGE-BY-PHONE (404) 249-6400
1-800-326-4000**

TICKET PRICES

Club Level & Dugout Levels	\$11.00
Field Level	\$9.00
Upper & Pavilion Levels	\$6.00
General Admission—(Game Day Only)	
Adults	\$4.00
Children Under 12	\$1.00

MAIL ORDER TICKETS

Use the attached order form to list the date, the kind of ticket (club, field or upper levels), the number of tickets and mail the order to us. Add \$3.00 handling charge. Make your check payable to Atlanta Braves and allow two weeks for delivery. Send to Atlanta Braves Mail Order, P.O. Box 4064, Atlanta, Ga. 30302. All orders are filled with best available seating.

GROUP TICKETS

Savings of \$1.00 per ticket are available to groups of 30-299 in the Field and Upper Levels. Groups of 300 or more save \$2.00 per ticket in the Field and Upper Levels. (No discounts on Opening Day, July 4th, or same-day purchases). Group orders are filled with the best available seating at the time of payment.


For additional Group information and ordering, write to: Braves Group Sales, P.O. Box 4064, Atlanta, GA 30302.

ADVANCE TICKET SALES

You can assure yourself of having the best seats to Braves' home games by purchasing in advance at Atlanta-Fulton County Stadium ticket booths at Gate G from 8:30 a.m. until 5:00 p.m. Monday through Saturday and from 1 p.m. to 5 p.m. on Sunday. Tickets also available at all Ticket Master outlets and Turtle's Records & Tapes. Subject to service charge.

PHONE ORDERS (CREDIT CARDS)

Braves tickets can be ordered by phone and charged to MasterCard, Visa or American Express. Simply call the Ticket Master Phone Center at 249-6400. Phone orders called in at least one week prior to the game will be mailed to the customer. Orders less than one week prior to the game will be left in the customer's name at the Stadium. Windows open two hours prior to each game time. Subject to per ticket service charge.



**1991
GAME
SCHEDULE
AND
TICKET
ORDER
FORM**

**Dave Justice
NL Rookie of the Year**

1991 BRAVES SCHEDULE

APRIL

SUN	MON	TUES	WED	THU	FRI	SAT
	1	2	3	4	5	6
7	8	9 TBS LA 7:40	10 SSN LA 7:40	11 TBS LA 2:10	12 TBS CIN 7:35	13 SSN CIN 2:15
14 TBS CIN 2:15	15 TBS HOU 7:40	16 TBS HOU 7:40	17 SSN HOU 7:40	18	19 TBS CIN 7:40	20 TBS CIN 7:10
21 TBS CIN 2:10	22 TBS LA 10:35	23 TBS LA 10:35	24 SSN LA 10:35	25	26 TBS HOU 8:35	27 TBS HOU 8:05
28 TBS HOU 2:35	29 TBS ST.L. 8:35	30 TBS ST.L. 8:35				

MAY

SUN	MON	TUES	WED	THU	FRI	SAT
			1 TBS ST.L. 1:35	2	3 TBS CHI 7:40	4 TBS CHI 7:10
5* TBS CHI 1:05	6	7 TBS ST.L. 7:40	8 SSN ST.L. 7:40	9	10 TBS PITT 7:35	11 TBS PITT 7:05
12 TBS PITT 1:35	13 TBS CHI 8:05	14 TBS CHI 8:05	15 CHI 2:20	16	17 TBS PITT 7:40	18 TBS PITT 7:10
19 TBS PITT 2:10	20 TBS SD 7:40	21 TBS SD 7:40	22 SSN SD 7:40	23 TBS SD 7:40	24 TBS SF 7:40	25 TBS SF 7:10
26 SSN SF 2:10	27 TBS SD 9:05	28 TBS SD 10:05	29 SSN SD 10:05	30 TBS SF 10:05	31 TBS SF 10:35	

JUNE

SUN	MON	TUES	WED	THU	FRI	SAT
						1 SSN SF 4:05
2 TBS SF 4:05	3	4 TBS PHI 7:40	5 SSN PHI 7:40	6 TBS PHI 7:40	7 TBS MON 7:40	8 TBS MON 7:10
9 TBS MON 2:10	10 TBS MON 7:40	11 TBS NY 7:40	12 SSN NY 7:40	13 TBS NY 7:40	14 TBS MON 7:35	15 TBS MON 7:35
16 TBS MON 1:35	17 TBS PHI 7:35	18 TBS PHI 7:35	19 TBS PHI 12:35	20 TBS NY 7:40	21 TBS NY 7:40	22 TBS NY 7:10
23 TBS NY 2:10	24	25 TBS HOU 8:35	26 SSN HOU 8:35	27 TBS HOU 8:35	28 TBS LA 7:40	29 TBS LA 7:10
30 LA 8:05						

JULY

SUN	MON	TUES	WED	THU	FRI	SAT
	1	2 TBS CIN 7:40	3 SSN CIN 7:40	4 TBS CIN 7:10	5 TBS LA 10:35	6 TBS LA 10:05
7 TBS LA 4:05	8	9 10 TORONTO ALL STAR GAME		11 TBS ST.L. 7:40	12 TBS ST.L. 7:40	13 TBS ST.L. 7:10
14 TBS ST.L. 1:05	15 TBS CHI 7:40	16 TBS CHI 7:40	17 SSN CHI 7:40	18	19 TBS ST.L. 8:35	20 TBS ST.L. 8:05
21 TBS ST.L. 2:15	22 TBS PITT 7:35	23 TBS PITT 7:35	24 SSN PITT 7:35	25	26 TBS CHI 3:20	27 TBS CHI 2:20
28 TBS CHI 2:20	29 TBS PITT 7:40	30 TBS PITT 7:40	31 SSN PITT 7:40			

AUGUST

SUN	MON	TUES	WED	THU	FRI	SAT
				1	2 TBS SD 7:40	3 TBS SD 7:10
4 TBS SD 2:10	5 TBS SF 7:40	6 TBS SF 7:40	7 SSN SF 7:40	8 SSN SF 5:40	9 TBS HOU 7:40	10 TBS HOU 7:10
11 SSN HOU 2:10	12 TBS SF 10:05	13 TBS SF 10:35	14 TBS SF 3:35	15 TBS SD 4:05	16 TBS SD 10:05	17 TBS SD 10:05
18 TBS SD 4:05	19	20 TBS CIN 7:35	21 SSN CIN 7:35	22 TBS CIN 7:35	23 TBS PHI 7:40	24 TBS PHI 7:10
25 TBS PHI 2:10	26 TBS MON 7:40	27 TBS MON 7:40	28 SSN NY 7:40	29 TBS NY 7:40	30 TBS PHI 7:35	31 TBS PHI 7:05

SEPTEMBER

SUN	MON	TUES	WED	THU	FRI	SAT
1 TBS PHI 1:35	2 TBS MON 1:35	3 TBS MON 7:35	4 SSN MON 7:35	5	6 TBS NY 7:40	7 TBS NY 1:40
8 TBS NY 1:40	9 TBS SF 7:40	10 TBS SF 7:40	11 SSN SD 7:40	12 TBS SD 5:40	13 TBS LA 7:40	14 TBS LA 7:10
15 TBS LA 2:10	16 TBS SF 10:05	17 TBS SF 10:35	18 TBS SD 10:05	19 TBS SD 10:05	20 TBS LA 10:35	21 TBS LA 10:05
22 TBS LA 4:05	23	24 TBS CIN 7:40	25 SSN CIN 7:40	26 TBS CIN 7:40	27 TBS HOU 8:35	28 TBS HOU 8:05
29 TBS HOU 2:35	30 TBS CIN 7:35	10/1 TBS CIN 7:35	10/2 SSN CIN 7:35	10/3	10/4 TBS HOU 7:40	10/5 TBS HOU 7:10
10/6 HOU 2:10	*Post-game concert date. Beach Boys \$5 surcharge applies.					



Home Games

ALL GAMES TIMES ARE EASTERN TIME AND SUBJECT TO CHANGE
Atlanta's WSB and over 100 other radio stations throughout the Southeast will broadcast all Braves and selected spring training games. WTBS-TV of Atlanta will televise 120 games and Sport South Network will televise 25 games this season.

The Ultimate Seventh-Inning Stretch.



Stretch your legs and your imagination. We'll fly you to Hawaii, Bermuda, the Bahamas or the Caribbean. And with our low fares, your stretch could even go extra innings.

 **DELTA**
We Love To Fly And It Shows.®