



2006 CHICAGO CUBS INFORMATION GUIDE



NATIONAL

UMPIRES

AMERICAN

9	ST. LOUIS	0	1	0	0			
14	SAN DIEGO	0	0	0	0			
8	NEW YORK	0	0	1	0	0	0	1
8	7	COLORADO	1	0	3	0	0	0
	WASHINGTON							
	ATLANTA							
	PHILADELPHIA							
	MONTREAL							

PLATE 15

BATTER

13

STRIKE

3


OUT

3

WV 3 HITS 2 CUBS

	MINNESOTA												
	NEW YORK												
7	DETROIT	0	0	1	2								
8	SEATTLE	0	0	2									
	TEXAS												
	BALTIMORE												
	BOSTON												
	TAMPA BAY												
12	CLEVELAND	0	1	0	0	0							
1	OAKLAND	0	0	0	0								
	CHICAGO	0	0	1	0	0	0						
9	1	KANSAS CITY	0	0	0	1	0	6					
	SP	RP	INNING	1	2	3	4	5	6	7	8	9	10

CONGRATULATIONS GREG MADDUX!
3,000 STRIKEOUTS



DERREK LEE—2005 NL BATTING CHAMPION

GREG MADDUX—3,000 CAREER STRIKEOUTS

NATIONAL BASEBALL HALL OF FAME AND MUSEUM



25 Main Street, Cooperstown, New York 13326

Phone: (607) 547-7200 Fax: (607) 547-2044

Public Relations: (607) 547-0215

e-mail address: info@baseballhalloffame.org

Web site: baseballhalloffame.org

Summer Hours: Memorial Day Weekend - Labor Day Weekend:
9 a.m. to 9 p.m.

Off-Season Hours: 9 a.m. to 5 p.m.

Holiday Closings: Thanksgiving Day, Christmas Day, and New Year's Day.

DIRECTORY: Jane Forbes Clark (Chairman), Joe Morgan (Vice Chairman), Dale Petroskey (President), Sean Gahagan (Vice President, Marketing), Greg Harris (Vice President, Development), Jeff Idelson (Vice President, Communications and Education), Ted Spencer (Vice President, Chief Curator), Jim Gates (Librarian), Brad Horn (Communications Director), Tim Wiles (Director of Research), Adam Jordan (Publications and Public Relations Manager), Jackie Brown (Communications Associate).

HALL OF FAME WEEKEND

CUBS IN THE HALL

FROM COOPERSTOWN

Hall of Fame Weekend 2006: July 28 - 31

Induction Ceremony*: Sunday, July 30 at 1:30 p.m. EDT, Clark Sports Center

BBWAA Class of 2006: Bruce Sutter

*Also honoring any electees from the special election based on the African-American study held in February.

60th Annual Hall of Fame Game: May 15

Cincinnati Reds vs. Pittsburgh Pirates: Monday, May 15 at 2 p.m., Doubleday Field

HALL OF FAME WEEKEND

CUBS IN THE HALL

FROM COOPERSTOWN

BRUCE SUTTER ELECTED TO THE HALL OF FAME

Former Chicago Cubs relief pitcher Bruce Sutter was elected to the Baseball Hall of Fame by the Baseball Writers' Association of America on January 10, 2006. Sutter received 400 votes out of 520 ballots cast (76.9%) in his thirteenth year of eligibility. Sutter spent five seasons in Chicago (1976-1980) and will be inducted into the Hall of Fame in Cooperstown on July 30, 2006.

HALL OF FAME WEEKEND

CUBS IN THE HALL

FROM COOPERSTOWN

NOTABLE CUBS ARTIFACTS AT THE NATIONAL BASEBALL HALL OF FAME

- © Jersey worn by Greg Maddux on July 26, 2005, for his 3,000th career strikeout.
- © Cap worn by Greg Maddux on April 29, 2005, against the Houston Astros and Roger Clemens; first matchup of 300-game winners in the National League since 1892
- © Spikes, cap and glove from Greg Maddux's 300th career victory on August 7, 2004
- © Bat used by Sammy Sosa to hit his 500th career home run
- © Jersey worn by Sammy Sosa during the 2001 season; bats used by Sosa to hit 62nd and 66th home run in 1998
- © Baseballs from both of Ken Holtzman's no-hitters
- © Bat used by Mark Bellhorn to homer from both sides of the plate in the same inning in 2002
- © Bat from Ryne Sandberg's 267th career home run establishing a record for second baseman on April 26, 1997
- © Bat used by Ryne Sandberg to hit 1st home run after coming out of retirement on April 4, 1996
- © Bat used by Hall of Famer Ernie Banks to hit his 500th career home run on May 12, 1970
- © Eyeglasses worn by legendary broadcaster Harry Caray
- © Jersey worn by Rogers Hornsby in 1932
- © Medal presented to Frank Chance in 1907

A LOOK AHEAD TO 2007:

Ballots for the 2007 Hall of Fame/BBWAA election will be distributed in early December with results from the voting scheduled to be announced on January 9, 2007. A partial list of first-year candidates for election include: Harold Baines, Bobby Bonilla, Jose Canseco, Eric Davis, Tony Gwynn, Mark McGwire, Paul O'Neill, Cal Ripken Jr. and Bret Saberhagen. Historical voting data from all past BBWAA elections can be accessed exclusively at www.baseballhalloffame.org, under the "Hall of Famers" section.

THE INSIDE NEWS FROM COOPERSTOWN:

If you have an interest in receiving *Around The Horn*, the monthly media newsletter of the Hall of Fame, please send an e-mail to info@baseballhalloffame.org. If you would like to receive interesting stories and timely news items direct from the Hall of Fame and get the inside track on the latest happenings in Cooperstown, sign up for *Inside Pitch*, our free weekly electronic newsletter. It's easy to subscribe to *Inside Pitch*, just log on to www.baseballhalloffame.org to enroll today. Media members are invited to visit the Digital News Room of the National Baseball Hall of Fame and Museum for up-to-the-minute news from Cooperstown, by visiting www.baseballhalloffame.org/news/index.htm.

RESEARCH ASSISTANCE: The Hall of Fame is pleased to provide assistance in baseball research and members of the media are encouraged to utilize this valuable baseball resource when ever necessary, by calling the Public Relations department at (607) 547-0215, or the Library Reference desk at (607) 547-0330.



More publications available at:

www.retroseasons.com/library/

2006 CHICAGO CUBS INFORMATION GUIDE

Chicago National League Ball Club, Inc.

Wrigley Field
1060 W. Addison Street
Chicago, IL 60613-4397

Telephone: 773-404-CUBS
Media Relations Fax: 773-404-4129
Internet: www.cubs.com

Wrigley Field

First Game: April 23, 1914
First Cubs/National League Game: April 20, 1916
Capacity: 41,118
Dimensions (LF-LC-CF-RC-RF): 355-368-400-368-353

Minor League System

AAA: Iowa Cubs — Pacific Coast League
AA: West Tenn Diamond Jaxx — Southern League
A: Daytona Cubs — Florida State League
A: Peoria Chiefs — Midwest League

Short-Season A: Boise Hawks — Northwest League
Rookie: Mesa Cubs — Arizona League
Rookie: Dominican Cubs — Dominican Summer League

Major League Baseball

245 Park Avenue
New York, NY 10167
Telephone: 212-931-7800
Internet: www.MLB.com

2006 CHICAGO CUBS INFORMATION GUIDE

The 2006 Chicago Cubs Information Guide was produced by the Cubs' Media Relations Department. Information within is for use by accredited members of the news media. Those desiring to use this information for commercial purposes must contact the Cubs' Media Relations Department. The guide is based on information available through January 30, 2006.

Written And Edited By: Samantha Morales and Katelyn Thrall

Statistical/Research Consultant: Ed Hartig

Editorial Assistants: Edwin Aguilar, Charlie Gillingham, Nicole Harris, B.R. Koehnemann, Olivia Nichols, Dino Stiris

Statistical Assistance: MLB Baseball Information System, Elias Sports Bureau, STATS, Inc., SportsTicker Boston

Photographer: Stephen Green

Printer: Lake County Press, Inc. (Waukegan, IL)

Binding: Lam-A-Tabs, Spiral of Illinois, Inc.

Special Thanks To: Sharon Panno, Lena McDonagh, Juan Alberto Castillo, Jennifer Dedes Nowak, Arlene Gill, Patti Kargakis, Chuck Wasserstrom, Ed Thomas, Tom Hirdt, Rob Doelger, John Blundell, Allan Spear, Jeff Chernow

© Copyright 2006 — Chicago National League Ball Club, Inc. All Rights Reserved

Cover: Designed by Juan Alberto Castillo. Photographs by Stephen Green.

TABLE OF CONTENTS

2006 Cubs/Wrigley Field

2006 Cubs Roster	6-7
2006 Promotional Schedule	333
Birthdays (In-Season)/Anniversary Dates	8
Front Office Directory	4-5
Hotels On The Road	69
How The 2006 Cubs Were Built	334
Important Dates In 2006	41
Milestones Within Reach In 2006	8
Spring Training Information/Schedule	328-329
Wrigley Field History And Information	330-332
Wrigley Field Home Run Records	199
Wrigley Field Wind Trends	193, 332

2006 Cubs Biographies

Executives	9-16
Manager Dusty Baker and Coaching Staff	17-32
Medical Staff/Athletic Training Staff	33-34
Clubhouse Staff	262
Players	35-185
TV and Radio Broadcasters	326-327

2005 Cubs Season Review

2005 Regular Season Review	186-187
Attendance Figures	190
Breaking Down The Cubs Record	190
Cubs Batting/Pitching/Fielding Statistics	192-195
Cubs Batting/Pitching Leaders	193
Day-By-Day Results	188-190
Highs and Lows	191
Lineup Breakdowns	193
Major League Standings	195
National League Batting/Pitching/Fielding Statistics	196-197
Runs Scored Breakdowns	192
Transactions: January 1, 2005-January 25, 2006	335-336

Cubs Batting Records

200-Hit Club	204
All-Time Batting Leaders	210
Batters: Last Time It Happened	211
Batters: Only Time It Happened	205
Batting Records (Career And Season)	204-205
Cycle Hitters	204
Home Run/Grand Slam Records	208
Inside-The-Park Home Runs	209
Longest Hitting Streaks	204
Miscellaneous Club Records/Last Time It Happened	211
Pinch-Hit/Switch-Hit/Extra-Inning Records	209
Single-Game Batting Records	206
Single-Season Leaders By Position	207
Single-Season Batting Leaders	207
Steals Of Home	209
Yearly Batting Leaders Since 1876	200-203
Yearly Batting Statistics Since 1876	198-199

Cubs Pitching/Fielding Records

20-Game Winners	218
All-Time Pitching Leaders	223
Fielding Records	223
Longest Winning Streaks	245
No-Hitters/1-Hitters	221
Pitchers Batting Records	215
Pitchers: Last Time It Happened	212
Pitchers: Only Time It Happened	219
Pitching Records	218-219
Single-Season Pitching Leaders	220
Triple Plays	73
Yearly Pitching Leaders Since 1876	214-217
Yearly Pitching Statistics Since 1876	212-213

Cubs Historical Information

All-Star Cubs	239
All-Time Roster Since 1876	229-236
Award Winners	238
Best/Worst Monthly Records and Season Starts	246
Coaches Since 1921	228
General Managers Since 1934	227
Hall Of Fame Cubs	238
Highlights In Cubs History	224-225
Managers Since 1876	228
Mr. Cub - Ernie Banks	15
Nicknames Used By The Cubs	224
Opening Day Lineups and Results Since 1876	240-245
Uniform Number Data	236-237
Vs. Opponents Since 1876	246-254
Winning/Losing Streaks	245
Year-By-Year Record Since 1876	226-227

Cubs Postseason History

All-Time Postseason Roster	259
Club Postseason Records	260
Individual Postseason Records	261-262
Postseason Series-by-Series Recaps	255-258

Minor Leagues/Scouting

Club-By-Club Affiliates Information/2005 Statistics	267-280
First-Year Draft - 2005 and First-Round Picks Since 1965	266
Minor League Coordinators/Instructors	263-265
Minor League Player Register	281-325
Scouting Staff Geographical Responsibilities	265

Information Boxes

INDIVIDUAL CUBS NOTES OF INTEREST

Baker: First- And Second-Place Finishes.....	19
Matthews: All In The Family – Cubs Father/Son and Brother Combinations	25
Ramirez: Sacrifice Fly Leader In Consecutive Seasons.....	137
Sandberg: The Sandberg Game	29
Wood: Going Yard – Most Homers By Cubs Pitchers	177
20-Strikeout Outing May 6, 1998	178
Zambrano: First Cub Born Each Decade.....	185

RULES/DEFINITIONS

Consecutive-Game Streaks	296
Game Definitions (Night/Twi-Night/Tie/Suspended).....	85
How To Figure Baseball Statistics	114
June First-Year Amateur Player Draft	266
Major League Waiver Rules.....	323
Pinch Hitter Definition	206
Qualifying Numbers (Batting/ERA/Fielding Championships)	312
Rookie Definition.....	153
Save Rule	79

CUBS RECORDS

Bear Cubs: Club Mark For Most Rookies In One Season.....	315
Fan-tastic: Most Strikeouts 9.0-Inning Game.....	290
Going Deep Again And Again: Cubs 3-Game Homer Record.....	310
Grand Time Was Had By All: All-Time Cubs Grand Slam Info.....	208
Hammerin' Hurlers: Most Homers By Pitching Staff.....	219
Keeping The Rotation Together: Fewest Starters Used In Season	332
Leadoff Man: Leadoff Batter Homer Records	281
Marathons In Cubs History (Time/Innings)	165
Most Strikeouts By Reliever	215
Most Pitchers Used In One Season	215
Open Me First: Most Runs Scored On Opening Day	204
Revolving Door: Most Players Used In One Season	260
Scoring In Consecutive Games	254
To Rout Or Be Routed: Most Lopsided Wins/Losses	75
Two-Game and Doubleheader Records	205

CUBS FIRST/LAST TIME IT HAPPENED

Broadcasting Firsts.....	324
Doubleheaders and Sweeps: Last Time It Happened	251, 253
First Impressions: Last Pitcher To Throw Complete-Game Shutout In Cubs Debut	165
Getting Off To Good Start: Last Cubs Starter To Open Campaign 5-0	134
Going The Distance: Last Time Cubs Threw Three Straight Complete Games	316
Hot And Cold: Wrigley Field Gametime Temperatures	329
Innings Eaters: Five Cubs With 200.0 Innings Pitched	273
Last Position Player To Pitch	215
Last Rookie To Hurl Back-to-Back Complete Games	215
Last Time Cubs Threw Three Straight Shutouts.....	254
Last Trades With American League Clubs.....	254
Left Out: Last Cubs Southpaw With 10-Plus Wins	254
Pinched By A Pitcher: Last Opposing Pitcher with Multi-Homer Game	291
Put On Your Rally Caps: Largest Comeback Victory and Last-Inning Comeback Victory	248
Putting On The Hits: Back-To-Back 20-Hit Games	303
Seeing Double: Last Time Back-To-Back-To-Back 10-Plus Strikeouts Games	213
Spanning The Globe: First Cubs Born In Foreign Countries	116
Sweet 16: Last 16-Inning 1-0 Game.....	273
Walking Off To Applause: Back-To-Back Game-Ending Homers	332

OTHER SUBJECTS

1-0, 1-0, 1-0, 1-0: Four Consecutive 1-0 Contests	169
In the Clubhouse: Yosh Kawano	4
<i>Baseball America</i> Cubs Top 10 Prospects – 2004	265
Connect The Dots: Tracing The Cubs From 1876	336
Digging Out Of A Hole: 10 Games Below .500	276
Farm Produce: Players On Spring Roster Originally Signed By Cubs Organization	328
Hooton Hollerin': Burt Hooton Directly To Majors	304
If At First: No Fielding Chances For First Baseman	95
If You Build It, We Will Come: Cubs First-Game Record At Each Ballpark.....	5
Lefty Tyler 21.0-Inning Outing.....	215
Longest Cubs Winning Streaks	211
Names And Numbers: Most Popular Last Names In Cubs History	229
Philling Up The Scoreboard: Cubs/Phillies 26-23 Game	225
Postseason Preemies: Youngest Cubs To Play In Postseason	259
Roaring 20s: Highest Scoring Games/20-Run Games	210
Roberto Clemente Award.....	135
Seeing Red: Winning Streak Against St. Louis Cardinals.....	252
Teen Talk: Youngest Players To Play For Cubs	262
There's No Place Like Home: Longest Individual Wrigley Field Win Streaks	258
Welcome To The Broomtown: Consecutive Series Sweeps.....	280
You Can Come Home Again: Players Who Returned To Cubs	321
Young At Heart: Oldest Cubs Players	323
Zip Zabel 18.1-Inning Relief Outing.....	215

FRONT OFFICE DIRECTORY

Chicago Cubs Board Of Directors

Dennis FitzSimons, Crane Kenney, Andrew B. MacPhail

President and Chief Executive Officer: Andrew B. MacPhail

Baseball Operations

Vice President/General Manager: Jim Hendry

Director, Baseball Operations: Scott Nelson

Special Assistant to the President: Billy Williams

Special Assistants to the General Manager: Randy Bush, Keith Champion, Gary Hughes, Ken Kravec, Ed Lynch
Manager, Baseball Information: Chuck Wasserstrom

Major League Advance Scout: Brad Kelley

Traveling Secretary: Jimmy Bank

Executive Assistant to President and General Manager: Arlene Gill

MEDIA RELATIONS

Director, Media Relations: Sharon Panno

Manager, Media Services: Samantha Morales

Manager, Media Information: Jason Carr

MEDICAL

Team Physician: Stephen Adams, M.D.

Team Orthopaedist: Stephen Gryzlo, M.D.

Orthopaedic Consultant: Michael Schafer, M.D.

Head Athletic Trainer: Mark O'Neal

Assistant Athletic Trainer: Ed Halbur

Strength and Conditioning Coordinator: Tim Buss

CLUBHOUSE

Home Clubhouse Manager: Tom Hellmann

Visiting Clubhouse Manager: Michael Burkhart

Home Clubhouse Assistant: Gary Stark

MINOR LEAGUES

Director, Player Development/Latin American
Operations: Oneri Fleita

Field Coordinator: Dave Bialas

Pitching Coordinator: Lester Strode

Infield/Bunting Coordinator: Bobby Dickerson

Hitting Coordinator: Dave Keller

Catching/Baserunning Coordinator: Buddy Bailey

Latin American Field Coordinator: Julio Garcia

Strength and Conditioning Coordinator: Noato

Masomoto

Minor League Training Coordinator: Justin Sharpe

Assistant Minor League Training Coordinator: Chuck
Baughman

Coordinator, Minor League Operations: Patti
Kargakis

Equipment Manager: Dana Noeltner

SCOUTING

Director, Amateur and Professional Scouting: Tim
Wilken

Special Assistant to the General Manager and
Director of Scouting: Chris Buckley

Crosscheckers: Mark Adair,
Sam Hughes,
Scott Pleis,
Steve Riha

Scouting Secretary: Patricia Honzik

IN THE CLUBHOUSE

Yosh Kawano will be spending his 63rd season in a major league clubhouse in 2006, assisting Michael Burkhart in the visiting clubhouse.

Kawano joined the Cubs' organization in 1943 as a Wrigley Field clubhouse attendant. He was named the club's equipment manager in 1953 — and held that position until 1999. He was the home clubhouse manager, emeritus, in 2000.

In 1984, the Cubs' clubhouse was named in Kawano's honor. He was inducted into the Cubs' Walk of Fame in 1996.

Business Operations

Executive Vice President, Business Operations: Mark McGuire
Senior Legal Counsel/Corporate Secretary: Crane Kenney
Business Operations Executive Secretary: Gayle Finney

ACCOUNTING

Co-Director, Finance: Jodi Reischl
Co-Director, Finance: Terri Lynn Fleischhacker
Payroll Administrator: Mary Jane Iorio
Senior Staff Accountants: Marian Greene,
Theresa Bacholzky
Staff Accountant: Aimee Sison
Accounts Payable: Millie Lucero

HUMAN RESOURCES

Director, Human Resources: Jennifer Surma
Human Resources Representative: Marisol Widmayer
Human Resources Specialist: Erin Harrington

INFORMATION SYSTEMS

Director, Information Systems and Special Projects:
Carl Rice
Information Systems Analyst: Sean True
Information Systems Support Specialist: Lucas Luecke

LEGAL/COMMUNITY RELATIONS

Vice President, Community Relations/General
Counsel: Michael Lufrano
Manager, Cubs Care/Community Relations: Rebecca
Polihronis
Coordinator, Marketing and Community Events: Mary
Dosek
Neighborhood Relations Liaison: Jennifer Dedes
Nowak

MARKETING AND BROADCASTING

Senior Vice President, Marketing and Broadcasting:
John McDonough
Director, Promotions and Advertising: Jay Blunk
Manager, Mezzanine Suites: Louis Artiaga
Manager, Special Events, Player Relations and
Entertainment: Joe Rios
Senior Account Executive: Matthew Wszolek
Account Executives: Elizabeth Balthrop,
Andrea Burke, Colin Clark,
David Knickerbocker
Coordinator, Marketing Administration: Sarah
Poontong
Coordinator, Mezzanine Suites: Hayley DeWitte
Coordinator, Special Events and Entertainment: Jim
Oboikowitch
Marketing Secretaries: Veronica Lopez,
Rina Martinez

PUBLICATIONS

Director, Publications: Lena McDonagh
Manager, Publications: Jim McArdle
Publications Editorial Specialist: Michael Huang
Senior Graphic Design Specialist: Juan Alberto Castillo
Graphic Design Specialist: Joaquin Castillo
Production Assistant: Jennifer Dedes Nowak
Photographer: Stephen Green

STADIUM OPERATIONS

Director, Stadium Operations: Paul Rathje
Manager, Event Operations/Security: Mike Hill
Coordinator, Event Operations/Security: Julius Farrell
Coordinator, Office Services: Randy Skocz
Coordinator, Stadium Operations: Danielle Alexa
Coordinator, Exterior Operations: Mary Kusmirek
Head Groundskeeper: Roger Baird
Facility Supervisor: Bill Scott
Switchboard Operator/Receptionist: Brenda Morgan

TICKET OPERATIONS

Director, Ticket Operations: Frank Maloney
Assistant Director, Ticket Sales: Brian Garza
Assistant Director, Ticket Services: Joe Kirchen
Vault Room Supervisor: Cherie Blake
Coordinator, Ticket Orders: Jan Jotzat
Coordinator, Ticket Sales: Karry Kerness
Ticket Sales Representatives: Miguel DeJesus,
Kevin Enerson,
Jaime Morales,
Regina Nicholson,
Leo Sosa
Ticket Operations Assistant: Michelle Cunningham

GAME-DAY PERSONNEL

Public Address Announcers: Paul Friedman,
Wayne Messmer
Organist: Gary Pressy
Umpires Room Attendant: Jimmy Farrell
Nurse: Phyllis Donnan
In-Game Presentation Specialist: Andie Giafagione

IF YOU BUILD IT, WE WILL COME

During the 2006 season, the Cubs are scheduled to make their first trip to St. Louis' Busch Stadium.

Entering the campaign, the Cubs had played regular-season contests in 110 different venues – going 60-49-1 in their "first appearances" at those facilities.

Cubs 2006 Spring Camp Roster (As Of February 6)

MANAGER: Dusty Baker (12)
COACHES: Gene Clines (2), Sonny Jackson (6), Juan Lopez (59), Gary Matthews (36), Dick Pole (39), Larry Rothschild (41), Chris Speier (35)
BULLPEN CATCHER: Benny Cadahia (79)
HEAD ATHLETIC TRAINER: Mark O'Neal
ASSISTANT ATHLETIC TRAINER: Ed Habur
STRENGTH AND CONDITIONING COORDINATOR: Tim Buss

TEAM PHYSICIAN: Stephen Adams, M.D.
TEAM ORTHOPAEDIST: Stephen Gryzlo, M.D.
TRAVELING SECRETARY: Jimmy Bank
DIRECTOR, MEDIA RELATIONS: Sharon Pannozzo
MANAGER, MEDIA SERVICES: Samantha Morales
MANAGER, MEDIA INFORMATION: Jason Carr
HOME CLUBHOUSE MANAGER: Tom Hellmann
ASSISTANT HOME CLUBHOUSE MANAGER: Gary Stark

NO.	PITCHERS (27)	B-T	HT	WT	BORN	RESIDENCE	2005 CLUB(S)	W-L	ERA	G	GSCG	SHO	SV	IP	H	R	ER	BB	SO	MLS
54	Aardsma, David	R-R	6-5	200	12/27/81 in Denver, CO	The Woodlands, TX	Norwich-AA West Tenn-AA	6-2 4-1	2.93 3.91	9 33	8 3	0 0	0 2	46.0 50.2	44 48	17 22	15 32	13 30	30 43	0+62
60*	Brownlie, Bobby	R-R	6-0	210	10/5/80 in Edison, NJ	Edison, NJ	Iowa-AAA CUBS	6-7 5-3	4.74 3.13	27 63	14 6	0 0	0 33	104.1 92.0	98 83	56 35	42 49	73 89	0 7+63	
46	Dempster, Ryan	R-R	6-2	215	5/3/77 in Gibsons, B.C.	Denver, CO	CUBS	2-2	3.63	86	0	0	0	68.1	48	21	20	26	65	6+88
47	Eyre, Scott	L-L	6-1	217	5/30/72 in Inglewood, CA	Bradenton, FL	San Francisco Cubs-R	0-0 0-0	1.50 4.26	4 2	4 2	0 0	0 0	12.0 6.1	10 5	3 3	2 0	17 7	0	
67	Guzman, Angel	R-R	6-3	190	12/14/81 in Caracas, VZ	Caracas, Venezuela	Peoria-A	0-1	4.26	2	2	0	0	6.1	10	5	3	0	7	
53	Hill, Rich	L-L	6-5	205	3/11/80 in Boston, MA	Milton, MA	CUBS West Tenn-AA Peoria-A	0-2 4-3 1-0	9.13 3.28 1.13	10 10 1	4 0 1	0 0 0	0 0 0	23.2 57.2 8.0	25 42 5	24 22 2	24 21 1	17 21 0	21 90 12	0+61
62	Howry, Bob	L-R	6-5	220	8/4/73 in Phoenix, AZ	Glendale, AZ	Iowa-AAA Cleveland	1-0 6-1	1.30 3.60	11 11	1 10	0 0	0 0	65.0 73.0	53 49	28 23	26 10	14 16	92 48	6+79
49*	Koronka, John	L-L	6-1	180	7/3/80 in Clearwater, FL	Clermont, FL	CUBS	1-2	7.47	4	3	0	0	15.2	19	13	13	8	10	
31	Maddux, Greg	R-R	6-0	180	4/14/66 in San Angelo, TX	Las Vegas, NV	Iowa-AAA CUBS	9-11 13-15	4.24 4.25	23 35	21 33	0 0	0 0	136.0 225.0	135 239	65 112	64 106	48 36	96 136	0+46
61	Marmol, Carlos	R-R	6-2	170	10/14/82 in Bonoa, D.R.	Sonador, Bonoa, D.R.	West Tenn-AA Daytona-A	3-4 6-2	3.65 2.99	14 13	14 0	0 0	0 0	81.1 72.1	70 33	33 30	40 70	0 71	0	
45	Marshall, Sean	L-L	6-6	195	8/30/82 in Richmond, VA	Chesterfield, VA	West Tenn-AA Daytona-A	0-1 4-4	2.52 4.74	4 12	4 12	0 1	0 0	25.0 69.0	16 63	7 24	5 21	24 26	0	
44	Novoa, Roberto	R-R	6-5	200	8/15/79 in Las Matas, D.R.	Santo Domingo, D.R.	CUBS	4-5	4.43	49	0	0	0	44.2	47	22	25	47	0+169	
50	Ohman, Will	L-L	6-2	190	8/13/77 in West Germany	Mesa, AZ	Iowa-AAA CUBS	2-2 2-2	3.29 3.91	19 0	0 0	0 4	0 27.1	20 11	10 11	14 18	24 18	45 11	3+40	
63*	Pignatiello, Carmen	R-L	6-0	180	9/12/82 in Hammond, IN	Mokena, IL	West Tenn-AA Iowa-AAA	5-4 1-5	2.68 5.67	16 22	10 5	0 0	0 0	80.2 47.1	67 52	26 34	24 29	28 43	7 0	
22	Prior, Mark	R-R	6-5	230	9/7/80 in San Diego, CA	Chicago, IL	CUBS Iowa-AAA#	11-7 0-1	3.52 10.50	27 1	27 1	1 0	0 0	166.2 6.0	143 9	73 7	68 7	59 1	188 7	3+131
33	Rusch, Glendon	L-L	6-1	225	11/7/74 in Seattle, WA	Tujunga, CA	CUBS	9-8	4.52	46	19	1	1	145.1	175	79	73	53	111	8+20
70	Ryu, Jae Kuk	R-R	6-3	220	5/30/83 in South Korea	Seoul, South Korea	West Tenn-AA	11-8	3.34	27	27	1	1	169.2	154	67	63	49	133	0
37*	Simontacchi, Jason	R-R	6-2	190	11/13/73 in Mountain View, CA	Santa Clara, CA														2+22
72*	Valdez, Raul	L-L	5-11	190	11/27/77 in La Habana, CU	La Habana, Cuba	West Tenn-AA Iowa-AAA	2-0 6-7	5.09 5.93	5 25	5 17	0 0	0 1	23.0 98.2	28 135	13 71	13 65	3 39	18 73	
76*	Walrod, Les	L-L	6-3	205	11/7/76 in Muskogee, OK	Tulsa, OK	Albuquerque-AAA	4-5	4.57	15	15	2	2	86.2	97	50	44	37	61	0+17
40	Weltemeyer, Todd	R-R	6-3	205	8/30/78 in Louisville, KY	Louisville, KY	CUBS	2-1	6.12	22	0	0	1	32.1	32	23	22	32	2+9	
91*	Wells, Randy	R-R	6-4	210	8/28/82 in Belleville, IL	Lebanon, IL	Iowa-AAA Daytona-A West Tenn-AA	3-2 10-2 0-1	3.02 2.74 3.86	12 41 6	12 10 0	0 0 0	0 2 1	53.2 98.2 9.1	47 93 13	21 30 4	18 22 7	25 106 4	0	
32	Williams, Jerome	R-R	6-3	240	12/4/81 in Honolulu, HI	Fresno, CA	CUBS San Francisco Fresno-AAA	6-8 0-2 1-4	3.91 6.48 9.39	18 4 6	18 3 6	0 0 0	0 0 0	106.0 16.2 30.2	98 21 47	50 12 34	46 12 32	45 11 17	59 11	2+75
48	Williamson, Scott	R-R	6-0	185	2/17/76 in Ft. Polk, LA	Guilford, IN	Iowa-AAA CUBS Cubs-R	1-1 0-0 0-2	2.22 5.65 2.45	4 17 4	4 0 1	0 0 0	0 0 7.1	24 15 7	10 9 8	6 9 2	6 23 2	17 7+0		
34	Wood, Kerry	R-R	6-5	225	6/16/77 in Irving, TX	Scottsdale, AZ	Iowa-AAA CUBS Peoria-A# Iowa-AAA#	1-0 3-4 0-0 0-0	3.86 4.23 2.84 3.81	6 23 3	6 21 3	0 0 0 0	0 0 0 0	7.0 66.0 12.2	4 52 11	3 32 4	3 26 4	3 77 6	10 7+169	
43	Wuertz, Michael	R-R	6-3	205	12/15/78 in Austin, MN	Austin, MN	CUBS	6-2	3.81	75	0	0	0	75.2	60	36	32	40	89	1+86
38	Zambrano, Carlos	S-R	6-5	255	6/1/81 in Puerto Cabello, VZ	Puerto Cabello, VZ	CUBS	14-6	3.26	33	33	0	0	223.1	170	88	81	86	202	4+42

SPRING INSTRUCTORS:
 86 Anderson, Mike – Pitching Coach, West Tenn-AA
 83 Bailey, Buddy – Minor League Catching/Baserunning Coordinator
 77 Bialas, Dave – Minor League Field Coordinator
 69 Buford, Don – Manager, Daytona-A
 84 Dickerson, Bobby – Minor League Infield/Bunting Coordinator
 85 Dunn, Alan – Pitching Coach, Iowa-AAA
 80 Garcia, Julio – Latin American Field Coordinator
 82 Joshua, Von – Hitting Coach, Iowa-AAA
 87 Keller, Dave – Minor League Hitting Coordinator

75 Litch, Pat – Manager, West Tenn-AA
 81 Quade, Mike – Manager, Iowa-AAA
 23 Sandberg, Ryne – Spring Training Instructor
 73 Strode, Lester – Minor League Pitching Coordinator
 26 Williams, Billy – Special Assistant to the President

NO.	CATCHERS (6)	B-T	HT	WT	BORN	RESIDENCE	2005 CLUB(S)	AVG	G	AB	R	H	2B	3B	HR	RBI	BB	SO	SB	E	MLS
78*	Anderson, Dennis	S-R	6-0	200	2/1/78 in Tucson, AZ	Tucson, AZ	Carolina-AA	.333	67	177	22	59	12	0	1	26	22	22	1	6	0
8	Barrett, Michael	R-R	6-3	210	10/22/76 in Atlanta, GA	Atlanta, GA	CUBS	.276	133	424	48	117	32	3	16	61	40	61	0	6	6+152
24	Blanco, Henry	R-R	5-11	220	8/29/71 in Caracas, VZ	Guarenas, Venezuela	CUBS	.242	54	161	16	39	6	0	6	25	11	24	0	1	7+136
74*	Fox, Jake	R-R	5-11	210	7/20/82 in Beech Grove, IN	Greenfield, IN	Daytona-A	.281	83	270	37	76	20	0	9	40	26	48	5	5	0
51	Reyes, Jose	S-R	5-11	180	2/26/83 in Barahona, D.R.	Barahona, D.R.	West Tenn-AA	.257	97	319	27	82	10	0	3	50	27	48	6	5	0
58	Soto, Geovany	R-R	6-1	230	1/20/83 in San Juan, P.R.	San Juan, Puerto Rico	CUBS	.000	1	1	0	0	0	0	0	0	0	0	0	0	0+27
							Iowa-AAA	.253	91	292	30	74	14	0	4	39	48	77	0	4	

NO.	INFIELDBERS (11)	B-T	HT	WT	BORN	RESIDENCE	2005 CLUB(S)	AVG	G	AB	R	H	2B	3B	HR	RBI	BB	SO	SB	E	MLS
5	Cedeno, Ronny	R-R	6-0	180	2/2/83 in Carabobo, VZ	Carabobo, VZ	CUBS	.300	41	80	13	24	3	0	1	6	5	11	1	1	0+108
							Iowa-AAA	.355	65	245	42	87	14	1	8	36	20	31	11	12	
56	Dopirak, Brian	R-R	6-4	235	12/20/83 in Tampa, FL	Crystal Beach, FL	Daytona-A	.235	132	507	53	119	26	0	16	76	37	107	1	17	0
25	Lee, Derrek	R-R	6-5	245	9/6/75 in Sacramento, CA	El Dorado Hills, CA	CUBS	.335	158	594	120	199	50	3	46	107	85	109	15	6	7+125
64*	McGehee, Casey	R-R	6-1	195	10/12/82 in Santa Cruz, CA	Aptos, CA	West Tenn-AA	.297	124	455	67	135	31	1	8	72	43	64	2	13	0
57	Moore, Scott	L-R	6-2	180	11/17/83 in Long Beach, CA	Long Beach, CA	Daytona-A	.281	128	466	77	131	31	2	20	82	55	134	22	30	0
1*	Ojeda, Augie	S-R	5-8	170	12/20/74 in Los Angeles, CA	South Gate, CA	Rochester-AAA	.224	105	313	42	70	16	0	3	33	33	33	3	8	2+61
13	Perez, Neifi	S-R	6-0	175	6/2/73 in Villa Mella, D.R.	Santo Domingo, D.R.	CUBS	.274	154	572	59	157	33	1	9	54	18	47	8	12	8+126
16	Ramirez, Aramis	R-R	6-1	215	6/25/78 in Santo Domingo, D.R.	Santo Domingo, D.R.	CUBS	.302	123	463	72	140	30	0	31	92	35	60	0	16	6+111
65*	Sing, Brandon	R-R	6-5	215	3/13/81 in Joliet, IL	Joliet, IL	West Tenn-AA	.276	127	409	74	113	29	0	26	71	91	110	2	12	
55	Theriot, Ryan	R-R	5-11	170	12/7/79 in Baton Rouge, LA	Baton Rouge, LA	CUBS	.154	9	13	3	2	1	0	0	1	2	0	0	0	0+21
							West Tenn-AA	.304	120	448	52	136	28	4	1	53	45	38	24	13	
7	Walker, Todd	L-R	6-0	185	5/25/73 in Bakersfield, CA	Shreveport, LA	CUBS	.305	110	397	50	121	25	3	12	40	31	40	1	6	8+57
							Iowa-AAA#	.216	9	37	3	8	3	0	0	3	1	4	0	0	

NO.	OUTFIELDERS (11)	B-T	HT	WT	BORN	RESIDENCE	2004 CLUB(S)	AVG	G	AB	R	H	2B	3B	HR	RBI	BB	SO	SB	E	MLS
71*	Coats, Buck	L-R	6-3	190	6/9/82 in Fort Benning, GA	Hahira, GA	West Tenn-AA	.282	127	439	47	124	32	6	1	49	38	80	17	34	0
66*	Greenberg, Adam	L-L	5-9	180	2/21/81 in New Haven, CT	Guilford, CT	West Tenn-AA	.269	95	305	51	82	12	9	4	33	56	68	15	2	0+21
							CUBS	.000	1	0	0	0	0	0	0	0	0	0	0	0	0
3*	Grissom, Marquis	R-R	5-11	190	4/17/67 in Atlanta, GA	Fairburn, GA	San Francisco	.212	44	137	8	29	4	0	2	15	7	18	1	1	15+166
							Fresno-AAA	.200	4	15	4	3	0	0	1	2	0	3	0	0	
15	Hairston, Jerry	R-R	5-10	185	5/29/76 in Des Moines, IA	Scottsdale, AZ	CUBS	.261	114	380	51	99	25	2	4	30	31	46	8	7	5+138
							Iowa-AAA#	.318	5	22	3	7	0	1	0	2	0	3	0		
11	Jones, Jacque	L-L	5-10	200	4/25/75 in San Diego, CA	San Diego, CA	Minnesota	.249	142	523	74	130	22	4	23	73	51	120	13	4	6+117
17	Mabry, John	L-R	6-4	210	10/17/70 in Wilmington, DE	St. Louis, MO	St. Louis	.240	112	246	26	59	15	1	8	32	20	63	0	3	11+146
19	Murton, Matt	R-R	6-1	215	10/3/81 in Fort Lauderdale, FL	Kissimmee, FL	CUBS	.321	51	140	19	45	3	2	7	14	16	22	2	2	0+87
							West Tenn-AA	.342	78	313	46	107	17	4	8	46	29	42	18	4	
							Iowa-AAA	.353	9	34	4	12	2	0	1	3	4	8	0	1	
29	Pagan, Angel	S-R	6-1	180	7/2/81 in Rio Piedras, P.R.	Rio Piedras, P.R.	Norfolk-AAA	.271	129	516	69	140	20	10	8	40	49	111	27	9	0
68	Pie, Felix	L-L	6-2	175	2/8/85 in La Romana, D.R.	La Romana, D.R.	West Tenn-AA	.304	59	240	41	73	17	5	11	25	16	53	13		
9	Pierre, Juan	L-L	6-0	180	8/14/77 in Mobile, AL	Alexandria, LA	Florida	.276	162	656	96	181	19	13	2	47	41	45	57	4	5+56
28*	Restovich, Michael	R-R	6-4	240	1/3/79 in Rochester, MN	Fl. Myers, FL	Colorado	.290	14	31	5	9	2	0	1	3	3	5	0	0	1+123
							Pittsburgh	.214	52	84	10	18	3	1	2	5	8	24	0	0	

*Non-Roster Invitee

CUBS NUMERICAL ROSTER

1	*Augie Ojeda, IF	23	*Sandberg, Ryne - Retired	43	Wuertz, Michael, RHP	64	*McGehee, Casey, IF	83	*Bailey, Buddy
2	Clines, Gene, Coach	24	Blanco, Henry, C	44	Novoa, Roberto, RHP	65	*Sing, Brandon, IF	84	*Dickerson, Bobby
3	*Marquis Grissom, OF	25	Lee, Derrek, IF	45	Marshall, Sean, LHP	66	*Greenberg, Adam, OF	85	*Dunn, Alan
5	Cedeno, Ronny, IF	26	*Williams, Billy - Retired	46	Dempster, Ryan, RHP	67	Guzman, Angel, RHP	86	*Anderson, Mike
6	Jackson, Sonny, Coach	28	*Restovich, Michael, OF	47	Eyre, Scott, LHP	68	Pie, Felix, OF	87	*Keller, Dave
7	Walker, Todd, IF	29	Pagan, Angel, OF	48	Williamson, Scott, RHP	70	Ryu, Jae Kuk, RHP	89	*Buford, Don
8	Barrett, Michael, C	31	Maddux, Greg, RHP	50	Ohman, Will, LHP	71	*Coats, Buck, OF	91	*Wells, Randy, RHP
9	Pierre, Juan, OF	32	Williams, Jerome, RHP	51	Reyes, Jose, C	72	*Valdez, Raul, LHP		
10	Santo, Ron - Retired	33	Rusch, Glendon, LHP	53	Hill, Rich, LHP	73	*Strode, Lester		
11	Jones, Jacque, OF	34	Wood, Kerry, RHP	54	Aardsma, David, RHP	74	*Fox, Jake, Catcher		
12	Baker, Dusty, Manager	35	Speier, Chris, Coach	55	Theriot, Ryan, IF	75	*Listach, Pat		
13	Perez, Neifi, IF	36	Matthews, Gary, Coach	56	Dopirak, Brian, IF	76	*Walrod, Les, LHP		
14	Banks, Ernie - Retired	37	*Simontacchi, Jason, RHP	57	Moore, Scott, IF	77	*Bialas, Dave		
15	Hairston, Jerry, IF/OF	38	Zambrano, Carlos, RHP	58	Soto, Geovany, C	78	*Anderson, Dennis, C		
16	Ramirez, Aramis, IF	39	Pole, Dick, Coach	60	*Brownlie, Bobby, RHP	79	Cadahlia, Benny, BP Catcher		
17	Mabry, John, OF	40	Welmeyer, Todd, RHP	61	Marmol, Carlos, RHP	80	*Garcia, Julio		
19	Murton, Matt, OF	41	Rothschild, Larry, Coach	62	Howry, Bob, LHP	81	*Quade, Mike		
22	Prior, Mark, RHP	42	Retired - Jackie Robinson	63	*Pignatiello, Carmen, RHP	82	*Joshua, Von		

*Non-Roster Invitee

*Spring Training Instructor

Cubs In-Season Birthdays And Anniversary Dates

FEBRUARY

- 1Dennis Anderson (28)
- 2Ronny Cedeno (23)
- 8Felix Pie (21)
- 17Scott Williamson (30)
- 21Adam Greenberg (25)
- 25Ron Santo (66)
- 26Jose Reyes (23)

MARCH

- 11Rich Hill (26)
- 12Larry Rothschild (52)
- 13Brandon Sing (25)

APRIL

- 4Sammy Sosa's 500th home run – 2003
- 14Greg Maddux (40)
- 16First Cubs game televised by WGN-TV – 1948
- 17Marquis Grissom (39)
- 20First Cubs game at Wrigley Field – 1916 (Cubs 7, Cincinnati 6)
- 23First game at Wrigley Field (then known as Weeghman Park) – 1914 (Chicago Federals 9, Kansas City 1)
- 25Jacque Jones (31)
First game in club history – 1876 (Chicago 4, Louisville 0)

MAY

- 3Ryan Dempster (29)
- 6Kerry Wood struck out 20 Houston Astros – 1998
- 7Sammy Sosa first Cubs homer – 1992 (vs. Houston)
- 10Cubs turn last triple play – 1997 (at San Francisco)
- 12Ernie Banks' 500th home run – 1970
- 15Don Cardwell threw no-hitter in Cubs debut – 1960
- 16Juan Lopez (46)
- 17Cubs/Philadelphia 23-22 contest – 1979
- 25Todd Walker (33)
- 27Pat Hughes (51)
- 29Jerry Hairston (30)
- 30Scott Eyre (34)
Jae Kuk Ryu (23)

JUNE

- 1Carlos Zambrano (25)
- 2Neifi Perez (33)
- 9Buck Coats (24)
- 15Dusty Baker (57)
- 15Billy Williams (68)
- 16Kerry Wood (29)
- 23The Ryne Sandberg Game – 1984 (5-for-6 with 2 late-inning homers)
- 25Aramis Ramirez (28)
- 28Chris Speier (56)

JULY

- 2Angel Pagan (25)
- 3John Koronka (26)
- 5Gary Matthews (56)
- 9Sonny Jackson (62)

MILESTONES WITHIN REACH IN 2006

CUB	MILESTONE	ENTERING 2006	NEEDS
Ryan Dempster	1,000 strikeouts	885	115
Scott Eyre	500.0 innings pitched	480.0	20.0
Marquis Grissom	400 doubles	386	14
	1,000 RBI	967	33
Jacque Jones	1,000 games	976	24
	500 runs scored	992	8
	1,000 hits	974	26
	500 RBI	976	24
Bob Howry	500.0 innings pitched	460.1	39.2
Derrek Lee	500 extra-base hits	381	19
John Mabry	100 home runs	90	10
Wade Miller	1,000.0 innings pitched	895.0	141.0
Juan Pierre	1,000 games	845	155
Mark Prior	50 wins	41	9
	100 games	97	3
Aramis Ramirez	1,000 games	890	110
	1,000 hits	916	84
	500 runs scored	424	76
Glendon Rusch	1,000 strikeouts	961	39
	300 games	271	29
Todd Walker	100 home runs	98	2
Scott Williamson	500 strikeouts	452	48
	300 home runs	286	14
Carlos Zambrano	50 wins	48	2

JULY CONTINUED

- 20Jake Fox (24)
Kevin Tapani last Cubs pitcher to hit grand slam – 1998 (at Atlanta)
- 27Jim Hendry (51)

AUGUST

- 4Bob Howry (33)
- 7Benny Cadahia (44)
Greg Maddux wins 300th career game – 2004 (at San Francisco)
- 8First night game at Wrigley Field – 1988 (rained out vs. Philadelphia)
- 9First official night game at Wrigley Field – 1988 (Cubs 6, Mets 4)
- 13Will Ohman (29)
Billy Williams' No. 26 was retired – 1987
- 14Juan Pierre (29)
- 15Roberto Novoa (27)
- 22Ernie Banks' No. 14 was retired – 1982
- 25Highest scoring game in Cubs/major league history – 1922 (Cubs 26, Philadelphia 23)
- 28Tim Buss (34)
Randy Wells (24)
Ryne Sandberg's No. 23 was retired – 2005
- 29Henry Blanco (35)
Mark Bellhorn last Cub to homer twice in one inning – 2002 (at Milwaukee)
- 30Todd Wellemeier (28)
Sean Marshall (24)
Dusty Baker earns his 1,000th career managerial victory – 2004 (at Montreal)

SEPTEMBER

- 1Fergie Jenkins last Cubs pitcher to homer twice in game – 1971 (vs. Montreal)
- 2Milt Pappas last Cubs pitcher to throw no-hitter – 1972 (vs. San Diego)
- 6Derrek Lee (31)
- 7Mark Prior (26)
- 9Sandy Koufax last pitcher to no-hit Cubs – 1965 (at Los Angeles)
- 12Carmen Pignatiello (24)
- 18Ryne Sandberg (47)
- 24Cubs clinch NL Eastern Division title to go to postseason for first time since World War II – 1984 (4-1 at Pittsburgh)
- 26Cubs clinch second NL Eastern Division title in six seasons – 1989 (3-2 at Montreal)
- 27Cubs clinch first-ever NL Central Division title – 2003 (7-2 vs. Pittsburgh)
- 28Gabby Hartnett's "Homer In The Gloamin'" – 1938
- 28Cubs win first-ever NL Wild Card tiebreaker to advance to postseason – 1998 (5-3 over San Francisco)
- 28Ron Santo's No. 10 was retired – 2003

OCTOBER

- 3Matt Murton (25)
- 5Bobby Brownlie (26)
- 6Gene Clines (60)
- 12Casey McGehee (24)
- 13Dick Pole (56)
- 14Carlos Marmol (24)
- 17John Mabry (36)
- 22Michael Barrett (30)

EXECUTIVE BIOGRAPHIES

Andy MacPhail — President/Chief Executive Officer

Andy was named the Cubs' president and chief executive officer September 9, 1994, following a highly distinguished reign as executive vice president/general manager of the Minnesota Twins ... also served as the Cubs' general manager July 19, 2000-July 4, 2002.

- © in 2002, he was appointed to Major League Baseball's two-man Negotiating Committee by commissioner Bud Selig.
- © joined the Cubs in 1994 after spending nine years with Minnesota ... under his guidance, the Twins won World Series championships in 1987 and 1991 and won at least 90 games three times.
- © began his professional career in 1976 in the Cubs' organization, serving as business manager of the club's Bradenton (Rookie) affiliate in the Gulf Coast League.
- © moved to Chicago in 1977 as an assistant in the Cubs' park operations department.
 - ◆ joined the player development department the following year.
 - ◆ eventually held the titles of assistant director of player development and assistant director of scouting before leaving the Cubs in 1982 to become assistant general manager of the Houston Astros.
- © joined the Twins in August 1985 as vice president of player personnel ... was promoted to executive vice president/general manager November 24, 1986.
- © was honored by *The Sporting News* as its 1991 Major League Executive of the Year ... also earned *United Press International* American League Executive of the Year honors that season for his role in building the team that went from last place to World Champions in a span of one campaign.
- © his father, longtime baseball executive Lee MacPhail, was elected to the National Baseball Hall of Fame in 1998.
 - ◆ during his 45-year baseball career, Lee had stints as the general manager of the Baltimore Orioles and the New York Yankees, spent 10 seasons as the American League president and served as president of the Player Relations Committee ... was *The Sporting News'* Major League Executive of the Year in 1966.
- © his grandfather, Larry MacPhail, was elected to the National Baseball Hall of Fame in 1978.
 - ◆ during his executive career, Larry won a National League championship as owner of the Brooklyn Dodgers in 1941, the World Series as owner of the New York Yankees in 1947 and helped pioneer night baseball in Cincinnati in 1935 ... was *The Sporting News'* Major League Executive of the Year in 1939.
- © is a 1976 graduate of Dickinson College in Carlisle, PA.
- © was born on April 5, 1953, in Bronxville, NY.
- © Andy and his wife, Lark, have two sons: William Reed and Andrew Hamilton.



Mark McGuire — EVP, Business Operations

Mark was named the Cubs' executive vice president, business operations, in December 1991.

- © joined the Cubs' organization in November 1981 as vice president of finance ... was named vice president of business operations in December 1987.
 - ◆ his responsibilities include the accounting, information systems, marketing, publications, stadium operations and ticket departments ... also is president of Cubs Care, the club's charitable arm.
- © has represented the club at Major League Baseball ownership meetings since 1992.
- © under his direction, Wrigley Field has undergone many structural changes ... presided over the installation of lights for night baseball, the construction of the mezzanine boxes, the building of a new press box and the expansion of the bleachers.
- © prior to joining the Cubs, he worked for American National Bank in Chicago and Tribune Company.
- © holds a bachelor's degree in English from Georgetown University and a master's of business administration degree from Loyola University.
- © Mark and his wife, Bow, have five children: Maggie, Aileen, Mark, Grace and Mary.



Jim Hendry — Vice President/General Manager

Jim, the architect of the Cubs' National League Central Division championship in 2003, was named the team's vice president/general manager July 5, 2002 ... the 2006 campaign will be his 12th as a member of the Cubs' organization.

- © originally joined the Cubs as the director of player development in November 1994 ... after one year in that role, he took over as the club's scouting director.
 - ◆ served in the dual role as director of player development and scouting from October 1998 until his promotion to assistant general manager in August 2000.
 - ◆ was promoted to vice president of player personnel in October 2001.
- © prior to working for the Cubs, he spent three years in the Florida Marlins' organization as a special assistant to general manager Dave Dombrowski, a scout and a minor league manager.
 - ◆ was the manager at Gulf Coast (Rookie) in 1993 and Elmira (A) in 1994.
- © was the head baseball coach at Creighton University from mid-1984 through 1991 ... posted a 282-171-2 record and guided his teams to two NCAA tournament appearances.
 - ◆ while at Creighton, he recruited and coached 24 players who went on to the professional ranks — including eight who reached the majors (Alan Benes, Scott Servais, Scott Stahoviak, Mike Heathcott, Dan Smith, Kimera Bartee, Dax Jones and Tom Drees).
 - ◆ was *Baseball America's* National Coach of the Year in 1991 after leading the Blue Jays to a third-place finish in the College World Series.
- © began his baseball career coaching at Columbus High School in Miami from 1978-1983 ... two of his pupils, Orestes Destrade and Rob Murphy, went on to play in the majors.
- © received a bachelor's degree in communications and journalism from Spring Hill College in Mobile, AL, in 1977, and a master's degree in athletic administration from Biscayne College (now St. Thomas University) in Miami in 1980.
- © was born on July 27, 1955, in Dunedin, FL.
- © Jim has two children: Lauren and John.



John McDonough — Senior Vice President, Marketing and Broadcasting

John was named the Cubs' senior vice president, marketing and broadcasting, in May 2004 ... also oversees the club's publications department.

- © during his 22 years with the club, the Cubs have enjoyed their 22 highest attendance totals in team history.
- © in December 1997, he was selected as one of the year's Top 10 marketing executives by *Promo Magazine* after introducing Beanie Babies as a fan promotional item during that season.
 - ◆ Beanie Babies were cited as baseball's top promotion in 1998 by *SportsBusiness Journal*.
- © joined the organization in October 1983 as director of sales and promotions ... was named the club's marketing director in 1987 ... was promoted to vice president, marketing and broadcasting in December 1991.
- © is responsible for the creation of the Cubs Convention, which has become the prototype for other league and club events.
- © is a 1975 graduate of St. Mary's College in Winona, MN, with a degree in communications.
- © John and his wife, Karen, have three children: Colleen, Ryan and Michael.



Mike Lufrano — Vice President of Community Affairs/General Counsel

Mike was named the Cubs' vice president of community affairs and general counsel in May 2004.

- © joined the Tribune Company in 1997 as senior counsel in the law department.
- © prior to joining the Cubs, he was an attorney in the Chicago office of Sonnenschein Nath and Rosenthal.
- © served in the White House from 1993-1995 as a special assistant to the President and deputy director of advance ... worked on presidential campaigns in 1988, 1992, 1996 and 2000.
- © received a bachelor's degree in economics from the University of Illinois and a law degree from Harvard Law School.
- © Mike is a longtime Lakeview resident and a graduate of Lane Technical High School.



Jay Blunk — Director, Promotions and Advertising

Jay was named the Cubs' director of promotions and advertising in March 1995 ... directs all sponsorship and promotional activities for the organization.

- © also oversees mezzanine box leasing and operations.
- © has been a member of the marketing department since 1986 ... was named the club's manager of sponsorship and advertising in October 1992.
- © received a bachelor's degree in communications from Illinois State University in 1986.
- © Jay and his wife, Marci, have three children: Brandon, Maggie and Cameron.



Terri Lynn Fleischhacker — Co-Director of Finance

Terri, who was named the Cubs' co-director of finance in January 2006, is responsible for monitoring and reporting on the financial position of the organization, recommending and implementing financial policies and ensuring compliance with governmental and internal reporting and controls ... her last name is pronounced *flysh-hacker*.

- © joined the organization in 1995 as a staff accountant and was promoted to senior staff accountant in 1996.
- © was named accounting manager in 1997.
- © graduated from Marquette University with a bachelor's degree in accounting in 1993 ... earned her master's of business administration from the University of Chicago in 2003.
- © Terri and her husband, Shaun, reside in Chicago.



Oneri Fleita — Director, Player Development and Latin American Operations

Oneri, who was named the Cubs' director of player development in August 2000, also oversees the team's Latin American operations ... his name is pronounced *oh-NARE-ee FLEE-tah*.

- © joined the organization in 1995 as manager of both the Cubs' Williamsport (A) affiliate and their extended spring training club ... worked as a Midwest area scout in 1996, before becoming the organization's coordinator of Latin American operations beginning with the 1997 season.
- © prior to working for the Cubs, he spent seven years in the Baltimore Orioles' minor league system as a player, coach and manager ... managed the Orioles' Gulf Coast (Rookie) short-season club in 1993-1994.
- © played collegiately at Miami-Dade Community College and at Creighton University ... at Creighton, he earned Missouri Valley Conference Player of the Year honors in 1988.
- © Oneri and his wife, Susan, have three children: Maggie, David and T.J.



Frank Maloney — Director, Ticket Operations

Frank was named the Cubs' director of ticket operations in September 1987 ... oversees both the sales and services facets of the club's ticket office.

- © joined the Cubs in November 1981 as director of group sales ... became director of ticket sales in 1984.
- © following his graduation from the University of Michigan in 1962, he served as head football coach at Mt. Carmel High School in Chicago from 1963-1967.
- © was an assistant football coach at Michigan from 1968-1973 and head football coach at Syracuse University from 1974-1980.
- © Frank and his wife, Kathleen, have three children: Michael, Molly and Kelly.



Lena McDonagh — Director, Publications

Lena was named the Cubs' director of publications in January 1999.

- © rejoined the Cubs after spending the previous year as a senior artist for the *Chicago Tribune* Design Center/Consumer Marketing Services Department.
 - ◆ originally joined the publications department in 1994 as a graphic design specialist ... was promoted to publications manager in May 1996.
- © began her professional career as an intern at the Mexican Fine Arts Center Museum/Education Department in 1991 ... joined the *Chicago Tribune* the following year as a typographical associate, then moved on to *EXITO* — the Tribune's Spanish publication — in July 1993 as an advertising creator.
- © is a 1991 graduate of the University of Illinois at Chicago's School of Architecture and Art.
- © Lena and her husband, Michael, have two daughters: Anne Marie and Maura.



Scott Nelson — Director, Baseball Operations

Scott was named the Cubs' director of baseball operations in October 1998 ... his responsibilities include working on the baseball-side budget, planning, negotiating contracts and overseeing the club's scouting and development computer system.

- © joined the organization in April 1983 as an administrative assistant in the scouting department ... became associate director of scouting in 1984, assistant director of scouting in 1986, director of player development administration in 1992 and director of baseball administration in 1994.
- © graduated from Arizona State University in 1980 with a bachelor's degree in marketing.
- © Scott and his wife, Anne, have two children: Ross and Shea.



Sharon Pannozzo — Director, Media Relations

Sharon was named the Cubs' media relations director in December 1990.

- © joined the Cubs' organization as a public relations assistant in November 1982 following an internship with the Boston Red Sox ... was promoted to assistant director of media relations in 1986.
- © graduated from the University of Massachusetts in 1982 with a bachelor's degree in sports management ... received a master's of business administration degree from Northwestern University in 1990.



Paul Rathje — Director, Stadium Operations

Paul was named the Cubs' director of stadium operations in February 1998 ... is responsible for the overall management of Wrigley Field, including event operations and stadium maintenance ... his last name is pronounced *RATH-jay*.

- © originally joined the Cubs in January 1983 as assistant stadium operations director.
- © began his professional baseball career with the minor league Columbus Clippers, spending two years (1981-1982) with the Triple-A team.
- © received his business management degree from Northern Illinois University in 1978 and a master's degree in sports management from Ohio State University in 1981.
- © Paul and his wife, Sherrie, have two children: Alisyn and Paul III.



Jodi Reischl — Co-Director of Finance

Jodi was named the Cubs' co-director of finance in January 2006 ... her last name is pronounced *RYE-shul*.

- Ⓞ is responsible for monitoring and reporting on the financial position of the organization, recommending and implementing financial policies and ensuring compliance with governmental and internal reporting and controls.
- Ⓞ joined the Cubs as accounting manager in September 1993 after spending one year in the internal auditing department at Tribune Company ... was named controller in December 1995.
- Ⓞ prior to Tribune, she worked for Champion International.
- Ⓞ graduated from the University of Minnesota in 1988 with a bachelor's degree in accounting ... earned a master's of business administration degree from Northwestern University's Kellogg School of Management in 1997.
- Ⓞ Jodi and her husband, Mike, have one son: Daniel.



Carl Rice — Director, Information Systems/Special Projects

Carl was named the Cubs' director of information systems and special projects in January 2001 ... he is responsible for the strategic use of technology within the Cubs' organization, including overseeing the team's website — www.cubs.com.

- Ⓞ has been a member of the information systems department since 1988 ... was named manager of information systems in January 1992.
- Ⓞ the Chicago native originally joined the Cubs in April 1982 in the stadium operations department while still in high school ... he graduated from St. Benedict's High School in 1983.



Jenifer Surma — Director, Human Resources

Jenny joined the Cubs as director of human resources in February 1997 ... her responsibilities include benefits, compensation administration, employment, the internship program and employee training and development.

- Ⓞ joined the organization after spending the previous three years in the Tribune Company human resources department, most recently as a senior employment specialist ... her association with Tribune Company began in 1992 as a training specialist with the *Chicago Tribune*.
- Ⓞ her work experience also includes stints as a training manager and military sales manager at CitiCorp and as an associate producer in the American Red Cross' media center.
- Ⓞ received a bachelor's degree in communications from Northern Illinois University in 1980.
- Ⓞ Jenny and her husband, Donald, have two children: Evan and Donna.



Tim Wilken — Director, Amateur and Professional Scouting

Tim was named director of amateur and professional scouting in December 2005.

- Ⓞ joined the club after spending the previous three years as a special assistant to the general manager for Tampa Bay ... also oversaw the scouting department.
- Ⓞ prior to working for the Devil Rays, spent 25 seasons working in the Toronto Blue Jays organization.
- Ⓞ began his career in 1979 as an area scout for the Blue Jays.
- Ⓞ coached Toronto's Pioneer League affiliate in 1980 and coached and managed the Gulf Coast affiliate in 1981.
- Ⓞ was named National Crosschecker in 1989, was promoted to director of U.S. scouting in 1995 and was named vice president of baseball operations in 2000.
 - ◆ contributed to Toronto's signing and developing a distinguished list of players, including: Casey Blake, Chris Carpenter, Carlos Delgado, Ryan Freel, Jay Gibbons, Shawn Green, Roy Halladay, Orlando Hudson, Reed Johnson, Steve Karsay, Jimmy Key, Alex Rios, Shannon Stewart, Vernon Wells, Craig Wilson and Michael Young.
 - ◆ after his promotion to National Crosschecker, the Blue Jays' draft was ranked in the top five each year, producing four *Rawlings* Gold Glove winners and two Cy Young Award winners ... in 2003, Toronto was named *Baseball America's* Organization of the Year.
- Ⓞ attended St. Petersburg Junior College and Spring Hill College in Mobile, AL ... graduated from Dunedin High School.
- Ⓞ Tim and his wife, Sheri, reside in Dunedin, FL ... they have five children: Casey, Fergus, Jenae, Karis and Lauren.



Randy Bush — Special Assistant to the GM

Randy was named a special assistant January 26, 2005 ...his duties include evaluating the Cubs' minor league system, working on field with the major and minor league clubs during spring training and assisting in professional scouting.

- Ⓢ also worked for the club in 1999, serving as the minor league hitting coordinator.
- Ⓢ was head baseball coach at the University of New Orleans from 2000-2005.
- Ⓢ the former first baseman/outfielder spent his entire career with Minnesota — including 12s season in a major league uniform.
 - ◆ batted .251 with 275 extra-base hits and 409 RBI in 1,219 career games.
 - ◆ played on two World Championship teams (1987 and 1991).
- Ⓢ received a bachelor's degree from the University of New Orleans in 1995.
- Ⓢ Randy and his wife, Catherine, reside in New Orleans, LA ... they have two children: Ryan and Jason.



Keith Champion — Special Assistant to the GM

Keith is in his 12th season in the Cubs' organization and his seventh as a special assistant ... was the club's major league advance scout during the 1995-1999 seasons.

- Ⓢ joined the club in 1995 after spending the previous 13 seasons as a minor league player, coach and manager.
- Ⓢ spent his first 10 professional campaigns in the St. Louis Cardinals' organization, including three seasons as a catcher ... was a minor league coach from 1985-1987, then managed in the Cardinals' chain for Savannah (A) in 1988-1989, at Springfield (A) in 1990 and at Peoria, AZ (Rookie) in 1991.
- Ⓢ was a manager in the San Diego Padres' minor league system during the 1992-1994 seasons with Waterloo (A), Rancho Cucamonga (A) and Wichita (AA).
- Ⓢ is a 1981 graduate of Southwest Missouri State University.
- Ⓢ his brother, Kirk, is the White Sox's minor league pitching coordinator.
- Ⓢ Keith and his wife, Lee Ann, reside in Ballwin, MO ... they have three children: Claire, Julia and Christopher.



Gary Hughes — Special Assistant to the GM

Gary joined the Cubs as a special assistant to the general manager on October 30, 2002.

- Ⓢ has spent the last 39 years working in professional baseball with the San Francisco Giants (1967-1977), the New York Yankees (1978-1985), the Montreal Expos (1986-1991), the Florida Marlins (1992-1998), the Colorado Rockies (1999), the Cincinnati Reds (2000-2002) and the Cubs.
- Ⓢ his career accolades include being selected by *Baseball America* as one of the Top 10 scouts of the 20th century ... in December 1999, he was named one of baseball's best player development executives for the decade of the '90s by *Baseball America*.
- Ⓢ started his scouting career with the Giants in 1967 ... moved to the Yankees in 1978, spending eight years with that organization — including five as the western United States scouting supervisor ... among the players he signed with the Yankees was John Elway — a promising two-sport star from Stanford University — and Rex Hudler.
- Ⓢ was named Montreal's scouting director in September 1985 ... his staff was responsible for discovering the wealth of talent — including Marquis Grissom, Cliff Floyd, Mark Grudzielanek, Ugueth Urbina, Carlos Perez and Delino DeShields — that earned the Expos *Baseball America* Organization of the Year awards in 1988 and 1990.
- Ⓢ joined the Marlins in September 1991 as the club's first director of scouting and special assistant to the general manager ... during his time with Florida, which saw him rise to the position of vice president of player personnel, he was involved in the acquisitions of the cornerstones of the club's 1997 World Series championship team — including Moises Alou, Kevin Brown, Al Leiter, Robb Nen, Gary Sheffield, Bobby Bonilla, Craig Counsell and Darren Daulton ... also oversaw the rise to the majors of, among others, Charles Johnson, Edgar Renteria and Livan Hernandez ... Florida was selected as *USA Today's* Organization of the Year in 1998.
- Ⓢ spent the 1999 season as Colorado's vice president of player personnel ... then joined Cincinnati in December of that year as that team's director of pro scouting/special assistant to the general manager ... was promoted to special assistant to the general manager and senior advisor/player personnel in June 2002.
- Ⓢ in addition to the numerous players he scouted/signed/developed, nine scouts who at one time worked for him eventually became scouting directors for major league clubs.
- Ⓢ is a 1963 graduate of San Jose State University.
- Ⓢ Gary and his wife, Katherine, reside in Lantana, FL ... they have nine children: Ann, Blaire, Michael, Sam, Katie, Garie, Paul, Matthew and Marc ... they also have nine grandchildren: Andreas, Aryus, Andonis, Aramis, Ayva, Brennan, Haydn, Jakob and Will.
 - ◆ his son, Sam, is a crosschecker for the Cubs and a former quarterback for Louisiana Tech University, the Canadian Football League's Las Vegas Posse and the Arena Football League's Miami Hooters.
 - ◆ his son, Michael, is a clubhouse attendant with the Florida Marlins.



Ken Kravec — Special Assistant to the GM

Ken is in his 10th year with the Cubs' organization ... his duties include player evaluation and special assignments.

- ⊙ joined the Cubs in October 1996 after spending the previous five seasons as a major league scout and advance scout with the Florida Marlins.
 - ◆ prior to joining the Marlins in October 1991, he worked in the Kansas City Royals' organization as a minor league pitching instructor (1986-1988) and as an advance scout (1989-1991).
- ⊙ the former left-handed pitcher spent his major league career in Chicago with the White Sox (1975-1980) and the Cubs (1981-1982), going 43-56 with a 4.46 ERA in 160 games ... his best season in the majors was in 1979, when he went 15-13 with 10 complete games and a 3.74 ERA.
 - ◆ the Cubs acquired him from the White Sox in a 1981 spring training deal for right-hander Dennis Lamp.
- ⊙ is a 1973 graduate of Ashland (OH) College (now Ashland University), where he double majored in marketing and management.
- ⊙ Ken and his wife, Jan, reside in Sarasota, FL ... they have three children: Kelsey, Kendall and Karson.



Ed Lynch — Special Assistant to the GM

Ed became a special assistant on July 19, 2000, after resigning his title as vice president/general manager ... was named general manager of the Cubs October 10, 1994, then was promoted to vice president/general manager October 26, 1998.

- ⊙ during his tenure as general manager, the Cubs had a pair of plus-.500 campaigns and earned a playoff berth in 1998 as the National League's Wild Card team ... in 1998, he tied for third in *The Sporting News'* Executive of the Year voting.
- ⊙ came to the Cubs after spending one year as the New York Mets' special assistant to executive vice president of baseball operations Joe McLvaine ... assisted McLvaine in all facets of the baseball department and served as a liaison between the baseball and legal departments.
- ⊙ previously served as the San Diego Padres' director of minor leagues from November 1990-September 1993.
- ⊙ the former pitcher began his professional baseball career in 1977 after being selected by Texas in the 22nd round of the June draft ... two years later, he was traded to the Mets' organization as part of a deal in which Texas acquired Willie Montanez and New York obtained Mike Jorgensen.
 - ◆ made his major league debut with the Mets in August 1980 and went on to spend almost seven full years in the majors with New York (1980-1986) and the Cubs (1986-1987).
- ⊙ received a bachelor's degree in finance from the University of South Carolina in 1977 ... went to college on a basketball scholarship and played for Hall of Fame coach Frank McGuire.
- ⊙ enrolled in the University of Miami's Law School after retiring as a major league player ... received his Juris Doctor degree in December 1990.
- ⊙ Ed and his wife, Kristin, reside in Scottsdale, AZ ... they have two children: Meghan and James.



ERNIE BANKS — MR. CUB



For 19 seasons, Ernie Banks delighted Wrigley Field fans with his long home runs and cheerful disposition. He hit 512 home runs, surpassing the 40-roundtrippers mark five times. He hit 277 of his homers as a shortstop — a National League record. He also holds the NL single-season mark for homers by a shortstop (47 in 1958). The 14-time All-Star won the NL Most Valuable Player Award following both the 1958 and 1959 campaigns.

Banks, whose No. 14 flies from the leftfield foul pole at Wrigley Field, was elected to the Baseball Hall of Fame in 1977. He was voted to Major League Baseball's all-century team in 1999.

Born on January 31, 1931, in Dallas, TX, Banks played for the Cubs from 1953-1971 and served as a coach from 1967-1973. He made his major league debut September 17, 1953.

CUBS/M.L. TOTALS	AVG	G	AB	R	H	2B	3B	HR	RBI	SH	SF	HP	BB	SO	SB	CS	E
19 Seasons	.274	2528	9421	1305	2583	407	90	512	1636	45	96	70	763	1236	50	53	261

Billy Williams — Special Assistant to the President



Billy was named special assistant to the president on November 1, 2001.

- © spent his club-record 31st year in a Cubs uniform in 2001 as the team's first base coach ... also spent his 15th season as a member of the Cubs' coaching staff — tying the club mark.
 - ◆ joined the Cubs' organization in 1956 and made his major league debut in 1959 ... played for the club from 1959-1974 and had a trio of stints on the coaching staff (1980-1982, 1986-1987, 1992-2001).
- © during his 18-year major league career, including 16 seasons with the Cubs, he batted .290 with 2,711 hits, 426 home runs and 1,475 RBI ... the six-time National League All-Star hit 20 or more homers 14 times, had 90-plus RBI 10 times and batted at least .300 five times.
 - ◆ homered 392 times in a Cubs uniform — the third-highest total in club history ... also ranks among the team's all-time Top 5 in games played, at-bats, runs scored, hits, total bases, singles, doubles, extra-base hits, RBI and walks.
 - ◆ was the National League Rookie of the Year in 1961 after setting Cubs rookie records for homers (25) and RBI (86).
 - ◆ in 1970, he led the NL in runs scored (137) and tied for the league lead in hits (205) ... batted .322 with 42 homers and 129 RBI.
 - ◆ was *The Sporting News'* Major League Player of the Year in 1972 ... led the NL in batting average (.333) while recording 37 homers and 122 RBI.
 - ◆ played in a then NL record 1,117 consecutive games September 22, 1963-September 2, 1970 ... during the streak, he was utilized as a pinch hitter just 4 times.
 - ◆ was traded to Oakland October 23, 1974, for infielder Manny Trillo and pitchers Darold Knowles and Bob Locker ... spent two seasons with the A's — and saw his only career postseason action in the 1975 American League Championship Series against Boston.
- © on July 26, 1987, he was inducted into the National Baseball Hall of Fame in Cooperstown, NY ... his uniform number was retired by the Cubs August 13, 1987, as No. 26 flies from Wrigley Field's right field flagpole.
- © was born on June 15, 1938, in Whistler, AL.
- © Billy and his wife, Shirley, have four daughters: Valarie, Nina, Julia and Sandra ... they also have six grandchildren: William, Nicolette, Jasmine, Jeran, Christian and Kendall.

MAJOR LEAGUE STATISTICS

YEAR TEAM	AVG	G	AB	R	H	2B	3B	HR	RBI	SH	SF	HP	BB	SO	SB	CS	E
1959 — CUBS	.152	18	33	0	5	0	1	0	2	0	0	0	1	7	0	0	0
1960 — CUBS	.277	12	47	4	13	0	2	2	7	0	0	0	5	12	0	0	1
1961 — CUBS	.278	146	529	75	147	20	7	25	86	1	4	5	45	70	6	0	11
1962 — CUBS	.298	159	618	94	184	22	8	22	91	0	7	4	70	72	9	9	10
1963 — CUBS	.286	161	612	87	175	36	9	25	95	2	3	2	68	78	7	6	4
1964 — CUBS	.312	+162	645	100	201	39	2	33	98	0	3	2	59	84	10	7	13
1965 — CUBS	.315	+164	645	115	203	39	6	34	108	1	5	3	65	76	10	1	10
1966 — CUBS	.276	+162	648	100	179	23	5	29	91	0	6	4	69	61	6	3	8
1967 — CUBS	.278	+162	634	92	176	21	12	28	84	2	6	2	68	67	6	3	3
1968 — CUBS	.288	*163	642	91	185	30	8	30	98	0	7	2	48	53	4	1	9
1969 — CUBS	.293	*163	642	103	188	33	10	21	95	0	3	4	59	70	3	2	12
1970 — CUBS	.322	+161	636	*137	+205	34	4	42	129	0	4	2	72	65	7	1	3
1971 — CUBS	.301	157	594	86	179	27	5	28	93	0	3	3	77	44	7	5	7
1972 — CUBS	*.333	150	574	95	191	34	6	37	122	0	8	6	62	59	3	1	4
1973 — CUBS	.288	156	576	72	166	22	2	20	86	0	6	1	76	72	4	3	6
1974 — CUBS	.280	117	404	55	113	22	0	16	68	0	2	1	67	44	4	5	11
1975 — Oakland	.244	155	520	68	127	20	1	23	81	1	3	2	76	68	0	0	1
1976 — Oakland	.211	120	351	36	74	12	0	11	41	1	3	0	58	44	4	2	0
MAJOR LEAGUE TOTALS	.290	2488	9350	1410	2711	434	88	426	1475	8	73	43	1045	1046	90	49	113
CUBS TOTALS	.296	2213	8479	1306	2510	402	87	392	1353	6	67	41	911	934	86	47	112

*Led League ... +Tied for League Lead

FIELD STAFF BIOGRAPHIES

#12 DUSTY BAKER — MANAGER



FULL NAME: Johnnie B. Baker Jr.
 POSITION AS PLAYER: Outfielder
 OPENING DAY AGE: 56, turns 57 on June 15
 BORN: 6/15/49 in Riverside, CA RESIDES: San Francisco, CA
 FAMILY: Married — Melissa ... Children — Natasha and Darren
 NAMED CUBS MANAGER: November 15, 2002

Baker: Facts and Information

Dusty — who guided the Cubs to the National League Central Division championship in 2003 (his first season with the club) — signed a four-year contract with the team in November 2002.

- Ⓢ led the Cubs to back-to-back winning seasons (2003-2004) for the first time since 1971-1972.
- Ⓢ has gone to the postseason nine times during his big league career (four times as a manager, four times as a player and once as a coach).
 - ◆ has gone to five World Series — including the 2002 Fall Classic with the Giants ... won a championship ring as an outfielder with Los Angeles in 1981.
- Ⓢ enters the 2006 campaign with 1,096 big league managerial victories.
 - ◆ in 2004, he became the 50th manager in Major League history to record 1,000 victories ... the milestone win came August 30 in a 5-2 win over Montreal.
- Ⓢ is a three-time *Baseball Writers Association of America* National League Manager of the Year selection and a two-time *The Sporting News* manager of the year.
- Ⓢ has received All-Star recognition six times — as a player in 1981 and 1982, three times as a member of the NL's coaching staff (1994, 1997, 2001) — and as the NL manager for the 2003 Midsummer Classic at U.S. Cellular Field ... also served as manager of the 1996 postseason Major League all-star tour to Japan.
- Ⓢ his numerous honors have included:
 - ◆ being voted to the all-time Dodgers team by Los Angeles fans during that club's 100th anniversary celebration in 1990.
 - ◆ receiving the 1998 Silver Plumes "City Ambassador" Award from *Where-San Francisco* magazine, which is presented annually to an individual who largely represents and epitomizes that city's reputation for greatness.
 - ◆ being inducted into the Sacramento Sports Hall of Fame in 1990.
 - ◆ being inducted into the California Black Sports Hall of Fame in 1997.

DUSTY BAKER'S MANAGERIAL RECORD

YEAR	TEAM	LEAGUE	W-L	PCT	STANDING
1993	— San Francisco	National	103-59	.636	2nd
1994	— San Francisco	National	55-60	.478	2nd
1995	— San Francisco	National	67-77	.465	4th
1996	— San Francisco	National	68-94	.420	4th
1997	— San Francisco	National	90-72	.556	*1st
1998	— San Francisco	National	89-74	.546	2nd
1999	— San Francisco	National	86-76	.531	2nd
2000	— San Francisco	National	97-65	.599	+1st
2001	— San Francisco	National	90-72	.556	2nd
2002	— San Francisco	National	95-66	.590	#2nd
2003	— CUBS	National	88-74	.543	**1st
2004	— CUBS	National	89-73	.549	3rd
2005	— CUBS	National	79-83	.488	4th
MAJOR LEAGUE TOTALS			1,096-945	.537	

*Lost to Florida In Division Series 3 games to 0
 +Lost to New York In Division Series 3 games to 1
 #National League Wild Card Team ... Defeated Atlanta In Division Series 3 games to 2 ... Defeated St. Louis In NLCS 4 games to 1 ... Lost to Anaheim In World Series 4 games to 3
 **Defeated Atlanta In Division Series 3 games to 2 ... Lost to Florida In NLCS 4 games to 3

COACHING CAREER

1988-1992 — San Francisco

- Ⓢ among his many charitable endeavors, he has:
 - ◆ assisted the Sacramento Children's Home for Abused Youths, the American Sports Institute, the California Campaign for Libraries, Special Olympics, Swords to Plowshares and the National Muscular Dystrophy Association.
 - ◆ served with his wife, Melissa, as the honorary chairpersons for the fourth annual *ALS Say It With Flowers* caregivers recognition event in November 2001.
- Ⓢ has co-written "You Can Teach Hitting," produced a variety of video tapes on the art of hitting and conducts numerous baseball clinics.
 - ◆ also serves as president of the Dusty Baker School of Baseball.
- Ⓢ underwent successful surgery for prostate cancer December 17, 2001 ... the three-hour procedure was performed by Dr. Joseph Presti.
- Ⓢ graduated from Del Campo High School in Carmichael, CA, in 1967, where he was a four-sport athlete (baseball, football, basketball, track).
- Ⓢ attended American River College in Sacramento, CA.

Baker's Managerial and Coaching Career

Dusty joined the Cubs after guiding San Francisco to an 840-715 record from 1993-2002 (.540 winning percentage) ... the Giants finished in first or second place in the NL West Division standings eight times and won at least 90 games five times.

© San Francisco advanced to the postseason three times — including a trip to the 2002 World Series ... the 2002 club beat Atlanta in the Division Series and St. Louis in the NL Championship Series before falling to Anaheim in the Fall Classic.

- ◆ in addition, his 1993 club didn't qualify for the postseason despite winning 103 games — while his 1998 squad lost to the Cubs in the Wild Card tiebreaker ... to get to that point, the Giants made up a 5.0-game deficit with 10 games remaining in the regular season.

- ◆ under his guidance, the Giants recorded three of their top five victory seasons since moving to San Francisco in 1958 (103 in 1993, 97 in 2000 and 95 in 2002).

© San Francisco finished above the .500 mark every year from 1997-2002, placing first or second in the division every season.

- ◆ the club's overall 547-425 record over the six-season span (.563 winning percentage) ranked 2nd in the NL behind Atlanta (594-376 — .612 winning percentage).

- ◆ the six consecutive first- or second-place finishes marked the first time that happened in franchise history since the New York Giants accomplished the feat over a nine-year span from 1917-1925.

- ◆ the 1997 squad won the West Division after finishing in last place the year before ... it was just the fourth time in big league history that a team went from last-to-first in the standings.

© won the *Baseball Writers' Association of America* National League Manager of the Year Award after the 1993, 1997 and 2000 seasons.

- ◆ was second in the balloting in 2003.

- ◆ since the inception of the BBWAA award, only one manager (Tony LaRussa) has been honored more times.

- ◆ also won *The Sporting News'* NL Manager of the Year honors in 1997 and 2000.

BAKER'S CHOICE

WINNINGEST ACTIVE MAJOR LEAGUE MANAGERS

MANAGER	CURRENT TEAM	YEARS AS MANAGER	WINS
Tony LaRussa	St. Louis	26 (Since 1979)	2214
Bobby Cox	Atlanta	23 (1978-1985, Since 1990)	2092
Joe Torre	N.Y. Yankees	23 (1977-1984, Since 1990)	1876
Lou Piniella	Tampa Bay	18 (1986-1988, Since 1990)	1519
DUSTY BAKER	CUBS	13 (SINCE 1993)	1096

DUSTY BAKER'S MILESTONE MANAGERIAL WINS

1:	April 6, 1993, at St. Louis
100:	September 28, 1993, at Colorado
500:	June 1, 1999, at Philadelphia
587:	June 12, 2000, vs. Cincinnati — became winningest manager in San Francisco Giants history
600:	July 4, 2000, vs. Colorado
700:	July 5, 2001, at Los Angeles
800:	July 19, 2002, at Los Angeles
824:	September 6, 2002, vs. Arizona — became 2nd-winningest manager in Giants franchise history
900:	August 10, 2003, at Los Angeles
1,000:	August 30, 2004, at Montreal

© recorded the second-highest totals in Giants history for victories and games (1,555), trailing only John McGraw — who led the club to a 2,604-1,801 mark from 1902-1932.

- ◆ the only other manager to spend 10 years at the Giants' helm was Bill Terry (1932-1941).

© the Giants won 103 games in 1993 during his first year as a skipper ... the victory total was the highest for a rookie manager in N.L. history and just the fifth instance in major league history in which a freshman manager reached the triple-digit victory total.

- ◆ came within 1.0 game of winning the NL West crown, as Atlanta went 104-58.

© prior to managing the Giants, he spent five years on that club's coaching staff (under Roger Craig) ... was San Francisco's first base coach in 1988 and the club's hitting coach from 1989-1992.

© his first managerial stint was with the Scottsdale Scorpions of the Arizona Fall League in 1992.

Baker's Playing Career

Dusty spent parts of 19 seasons in the majors (1968-1986) with Atlanta, Los Angeles, San Francisco and Oakland, batting .278 in 2,039 games with 242 homers and 1,013 RBI.

© was selected by the Braves in the 26th round of the 1967 draft — and made his big league debut the following year.

© earned National League All-Star honors twice (1981-1982), won a pair of Silver Slugger awards (1980-1981) and earned a *Rawlings* Gold Glove Award in 1981.

© went to the postseason with the Dodgers following the 1977, 1978, 1981 and 1983 campaigns, hitting .282 in 40 playoff games with 5 homers and 21 RBI ... won a World Series championship ring in 1981.

- ◆ was the Most Valuable Player of the 1977 NL Championship Series against Philadelphia, hitting .357 with 2 homers (including a grand slam) and 8 RBI.

- ◆ the following year — also against the Phillies — he batted .467 in another Dodgers NLCS triumph.

© hit a career-high 30 homers for the Dodgers in 1977 ... was part of baseball's first teammate foursome to reach the 30-homers level in one season, joining Steve Garvey, Ron Cey and Reggie Smith.

© stole 4 bases in 1984 — with 3 of them coming in the third inning of San Francisco's June 27 contest against Cincinnati.

Baker's Statistics

YEAR	TEAM	AVG	G	AB	R	H	2B	3B	HR	RBI	SH	SF	HP	BB	SO	SB	CS	E
1967	Austin-AA	.231	9	39	6	9	1	0	0	1	0	0	0	2	7	0	0	1
1968	West Palm Beach-A	.190	6	21	2	4	0	0	0	2	0	2	0	1	4	0	0	0
	Greenwood-A	.342	52	199	45	68	11	3	6	39	0	3	0	23	39	6	3	3
	Atlanta	.400	6	5	0	2	0	0	0	0	0	0	0	0	1	0	0	0
1969	Shreveport-AA	.257	73	265	40	68	5	1	9	31	2	3	2	36	41	2	4	3
	Richmond-AAA	.247	25	89	7	22	4	0	0	8	0	0	2	11	22	3	1	4
	Atlanta	.000	3	7	0	0	0	0	0	0	0	0	0	0	3	0	0	0
1970	Richmond-AAA	.325	118	461	97	150	29	3	11	51	3	3	6	53	45	10	8	7
	Atlanta	.292	13	24	3	7	0	0	0	4	0	1	0	2	4	0	0	3
1971	Richmond-AAA	.311	80	341	62	106	23	2	11	41	4	1	2	25	37	10	5	4
	Atlanta	.226	29	62	2	14	2	0	0	4	1	0	0	1	14	0	1	0
1972	Atlanta	.321	127	446	62	143	27	2	17	76	2	6	4	45	68	4	7	4
1973	Atlanta	.288	159	604	101	174	29	4	21	99	1	9	5	67	72	24	3	7
1974	Atlanta	.256	149	574	80	147	35	0	20	69	3	7	1	71	87	18	7	7
1975	Atlanta	.261	142	494	63	129	18	2	19	72	1	5	0	67	57	12	7	3
1976	Los Angeles	.242	112	384	36	93	13	0	4	39	1	4	1	31	54	2	4	1
1977	Los Angeles	.291	153	533	86	155	26	1	30	86	2	5	6	58	89	2	6	3
1978	Los Angeles	.262	149	522	62	137	24	1	11	66	4	3	3	47	66	12	3	4
1979	Los Angeles	.274	151	554	86	152	29	1	23	88	2	3	1	56	70	11	4	3
1980	Los Angeles	.294	153	579	80	170	26	4	29	97	1	12	3	43	66	12	10	3
1981	Los Angeles	.320	103	400	48	128	17	3	9	49	3	5	1	29	43	10	7	2
1982	Los Angeles	.300	147	570	80	171	19	1	23	88	2	9	3	56	62	17	10	6
1983	Los Angeles	.260	149	531	71	138	25	1	15	73	4	7	2	72	59	7	1	5
1984	San Francisco	.292	100	243	31	71	7	2	3	32	0	4	0	40	27	4	1	3
1985	Oakland	.268	111	343	48	92	15	1	14	52	0	3	0	50	47	2	1	5
1986	Oakland	.240	83	242	25	58	8	0	4	19	0	2	0	27	37	0	1	0
MAJOR LEAGUE TOTALS		.278	2039	7117	964	1981	320	23	242	1013	27	85	30	762	926	137	73	59

ALL-STAR GAME STATISTICS

YEAR	TEAM/SITE	AVG	G	AB	R	H	2B	3B	HR	RBI	SH	SF	HP	BB	SO	SB	CS	E
1981	N.L./Cle	.500	1	2	0	1	0	0	0	0	0	0	0	0	0	0	0	0
1982	N.L./Mon	.000	1	2	0	0	0	0	0	0	0	0	0	0	0	0	0	0
ALL-STAR GAME TOTALS		.250	2	4	0	1	0	0	0	0	0	0	0	0	0	0	0	0

DIVISION SERIES STATISTICS

YEAR	TEAM/OPP	AVG	G	AB	R	H	2B	3B	HR	RBI	SH	SF	HP	BB	SO	SB	CS	E
1981	LA vs. HOU	.167	5	18	2	3	1	0	0	1	0	0	0	2	0	0	0	0

LEAGUE CHAMPIONSHIP SERIES STATISTICS

YEAR	TEAM/OPP	AVG	G	AB	R	H	2B	3B	HR	RBI	SH	SF	HP	BB	SO	SB	CS	E
1977	LA vs. PHI	.357	4	14	4	5	1	0	2	8	0	0	0	2	3	0	0	0
1978	LA vs. PHI	.467	4	15	1	7	2	0	0	1	0	0	0	3	0	0	0	0
1981	LA vs. MON	.316	5	19	3	6	1	0	0	3	0	0	1	1	0	0	0	1
1983	LA vs. PHI	.357	4	14	4	5	1	0	1	1	0	0	0	2	0	0	0	0
LCS TOTALS		.371	17	62	12	23	5	0	3	13	0	0	1	8	3	0	0	1

WORLD SERIES STATISTICS


YEAR	TEAM/OPP	AVG	G	AB	R	H	2B	3B	HR	RBI	SH	SF	HP	BB	SO	SB	CS	E
1977	LA vs. NY (AL)	.292	6	24	4	7	0	0	1	5	0	0	1	0	2	0	0	1
1978	LA vs. NY (AL)	.238	6	21	2	5	0	0	1	1	0	0	0	1	3	0	0	0
1981	LA vs. NY (AL)	.167	6	24	3	4	0	0	0	1	0	1	0	1	6	0	0	0
WORLD SERIES TOTALS		.232	18	69	9	16	0	0	2	7	0	1	1	2	11	0	0	1

MAGIC DUSTY

Over the last nine years, Dusty Baker has managed his clubs to first- or second-place finishes seven times – and finished above the .500 mark in eight of nine seasons.

#2 GENE CLINES — HITTING COACH

FULL NAME: Eugene Anthony Clines
POSITION AS PLAYER: Outfielder
OPENING DAY AGE: 59, turns 60 on October 6
BORN: 10/6/46 in San Pablo, CA RESIDES: Bradenton, FL
FAMILY: Married — Joanne ... Children — Dianna, Tammy, Juan, Gina, Patrick and Taylor
NAMED TO CUBS COACHING STAFF: November 26, 2002



Clines: Facts and Information

Gene, who began his coaching career with the Cubs in 1979, returned to the club in 2003 as the first base coach ... this will be his 20th season on a Major League coaching staff.

- ⊙ was named hitting coach prior to the 2005 season.
- ⊙ as a player, he went to the postseason with Pittsburgh following the 1971, 1972 and 1974 campaigns — winning a World Series ring with the Pirates in 1971 ... as a coach, he has been in the postseason in 1997, 2000, 2002 and 2003.
- ⊙ his charitable endeavors include assisting the Sickle Cell Anemia Foundation and the Veterans of Foreign Wars.
- ⊙ attended Contra Costa Junior College in San Pablo, CA.

Clines' Coaching Career

Gene has been a major league coach with the Cubs (1979-1981 and 2003-2005), Houston (1988), Seattle (1989-1992), Milwaukee (1993-1994) and San Francisco (1997-2002).

- ⊙ after finishing his 10-year big league playing career with the Cubs in 1979, he remained with the team as first base coach under manager Bob Kennedy.
- ⊙ joined the Astros' organization in 1982 as a roving minor league hitting instructor — a position he held through 1987 ... was the Astros' hitting coach in 1988.
- ⊙ spent six seasons as a hitting coach in the American League with the Mariners and Brewers before joining the Giants' organization in 1995 as the minor league hitting coordinator ... began a six-year stint as San Francisco's hitting coach and outfield coach in 1997.
 - ◆ guided National League Most Valuable Player Award winners Jeff Kent (2000) and Barry Bonds (2001 and 2002).

1979-1981 — CUBS
1982-1987 — Houston minor league hitting instructor
1988 — Houston
1989-1992 — Seattle
1993-1994 — Milwaukee
1995-1996 — San Francisco minor league hitting coordinator
1997-2002 — San Francisco
2003-2006 — CUBS

Clines' Playing Career

Gene played professionally from 1966-1979 — spending 10 seasons in the majors with Pittsburgh (1970-1974), the New York Mets (1975), Texas (1976) and the Cubs (1977-1979) ... the former outfielder hit .277 in 870 regular-season games.

- ⊙ went to the postseason with Pittsburgh following the 1971, 1972 and 1974 campaigns — winning a World Series ring with the Pirates in 1971.
- ⊙ had his best big league season in 1972, batting .334 in 107 games.
- ⊙ joined the Cubs in 1977 after being acquired in a February trade with Texas for pitcher Darold Knowles ... hit .274 in his two-plus seasons with the Cubs.
 - ◆ retired during the 1979 campaign and took over the club's first base coaching duties.

Clines' Statistics

YEAR TEAM	AVG	G	AB	R	H	2B	3B	HR	RBI	SH	SF	HP	BB	SO	SB	CS	E
1966 – Salem-R	.358	52	176	37	*63	6	+4	1	28	0	3	2	27	34	15	3	10
1967 – Raleigh-A	.259	83	290	34	75	7	4	4	29	4	3	1	15	64	12	5	12
1968 – York-AA	.241	137	494	46	119	12	2	4	33	6	2	5	30	82	23	8	10
1969 – York-AA	.268	135	470	86	126	10	8	5	47	10	4	3	48	48	*63	12	39
1970 – Waterbury-AA	.310	95	371	62	115	19	3	6	42	8	4	2	39	46	*32	16	5
Pittsburgh	.405	31	37	4	15	2	0	0	3	0	0	0	2	5	2	1	0
1971 – Pittsburgh	.308	97	273	52	84	12	4	1	24	2	0	3	22	36	15	6	3
1972 – Pittsburgh	.334	107	311	52	104	15	6	0	17	3	2	2	16	47	12	6	6
1973 – Pittsburgh	.263	110	304	42	80	11	3	1	23	4	0	3	26	36	8	7	5
1974 – Pittsburgh	.225	107	276	29	62	5	1	0	14	4	3	4	30	40	14	2	2
1975 – New York (NL)	.227	82	203	25	46	6	3	0	10	0	1	1	11	21	4	4	2
1976 – Texas	.276	116	446	52	123	12	3	0	38	10	4	4	16	52	11	9	3
1977 – CUBS	.293	101	239	27	70	12	2	3	41	1	3	1	25	25	1	2	1
1978 – CUBS	.258	109	229	31	59	10	2	0	17	2	1	1	21	28	4	3	2
1979 – CUBS	.200	10	10	0	2	0	0	0	0	0	0	0	0	1	0	0	0
MAJOR LEAGUE TOTALS	.277	870	2328	314	645	85	24	5	187	26	14	19	169	291	71	40	24
CUBS TOTALS	.274	220	478	58	131	22	4	3	58	3	4	2	46	54	5	5	3

**Led League ... +Tied for League Lead*

LEAGUE CHAMPIONSHIP SERIES STATISTICS

YEAR TEAM/OPP	AVG	G	AB	R	H	2B	3B	HR	RBI	SH	SF	HP	BB	SO	SB	CS	E
1971 – Pit vs. SF	.333	1	3	1	1	0	0	1	1	0	0	0	0	1	0	0	0
1972 – Pit vs. Cin	.000	3	2	1	0	0	0	0	0	0	0	0	0	1	0	0	0
1974 – Pit vs. LA	.000	2	1	1	0	0	0	0	0	0	0	0	0	0	0	0	0
LCS TOTALS	.167	6	6	3	1	0	0	1	1	0	0	0	0	2	0	0	0

WORLD SERIES STATISTICS

YEAR TEAM/OPP	AVG	G	AB	R	H	2B	3B	HR	RBI	SH	SF	HP	BB	SO	SB	CS	E
1971 – Pit vs. Bal	.091	3	11	2	1	0	1	0	0	0	0	0	1	1	1	0	0

#5 SONNY JACKSON — SPECIAL ASSISTANT

FULL NAME: Roland Thomas Jackson
POSITION AS PLAYER: Infielder/Outfielder
OPENING DAY AGE: 61, turns 62 on July 9
BORN: 7/9/44 in Washington, DC **RESIDES:** Palm Beach Gardens, FL
FAMILY: Married – Corliss ... Children – Tracey and Craig ... Grandchildren – Michael, Ryan, Edward, Steven and Victoria
NAMED TO CUBS COACHING STAFF: November 26, 2002



Jackson: Facts and Information

- Sonny, who has been involved in professional baseball since 1963 as a player, coach, scout and minor league manager, is in his fourth year on the Cubs' coaching staff ... serves as a special assistant to manager Dusty Baker.
- Ⓞ this will be his 12th year as a major league coach.
 - Ⓞ as a player, he saw action with Atlanta in the 1969 NL Championship Series ... as a coach, he has gone to the postseason in 1982, 1997, 2000, 2002 and 2003.
 - Ⓞ after graduating from Montgomery Blair High School in Silver Spring, MD, in 1962, he turned down a baseball/basketball scholarship to attend the University of Maryland when he signed a pro baseball contract with Houston.
 - Ⓞ his charitable endeavors include assisting the American Diabetes Association.

Jackson's Managerial and Coaching Career

Sonny joined the Cubs after spending seven years in San Francisco's organization — including the last six on the major league staff ... before joining the Giants, he spent 19 years in Atlanta's organization — including two on Joe Torre's big league coaching staff (1982-1983).

© after the completion of his playing career, he was hired by Atlanta as a minor league coach (at Class-A Kingsport) and scout ... worked in that capacity in 1977-1978 before spending 1979 as a coach with the full-season Savannah (A) club.

- ◆ had a two-season managerial stint at Anderson (A) during the 1980-1981 campaigns before being promoted to the Braves' major league staff as first base coach.

- ◆ rejoined the player development department in 1984, serving as a roving minor league instructor, a coach at Richmond (AAA), a coach at Danville (A) and an instructor/scout with West Palm Beach (Rookie).

© after working as the hitting coach with San Francisco's San Jose (A) club in 1996, he joined the big league coaching staff the next season as both third base coach and infield coach.

- ◆ was bench coach in 1998, as he was limited due to off-season left knee surgery ... returned to the coach's box in 1999 — beginning a four-year run as Giants third base coach ... also assisted with baserunning and infield defense.

SONNY JACKSON'S MANAGERIAL RECORD

YEAR	TEAM	LEAGUE	W-L	PCT	STANDING
1980	— Anderson-A	South Atlantic	64-76	.457	3rd, 4th
1981	— Anderson-A	South Atlantic	57-86	.399	5th, 4th
MINOR LEAGUE TOTALS			121-162	.428	

COACHING CAREER

1977-1978 — Kingsport-A
 1979 — Savannah-A
 1982-1983 — Atlanta
 1984-1988 — Atlanta roving minor league instructor
 1989-1992 — Richmond-AAA
 1993 — Danville-A
 1994-1995 — West Palm Beach-Rookie
 1996 — San Jose-A
 1997-2002 — San Francisco
 2003-2006 — CUBS

Jackson's Playing Career and Statistics

Sonny, a former infielder/outfielder, spent 12 seasons in the majors with Houston (1963-1967) and Atlanta (1968-1974), hitting .251 in 936 games ... also saw action in the 1969 National League Championship Series for the Braves.

© his career highlights included stealing a then-NL rookie-record 49 bases for the Astros in 1966, recording a 5-hit game September 16, 1966, and hitting 4 inside-the-park homers at the Astrodome.

© was teammates with Dusty Baker during the 1968-1974 seasons in Atlanta.

© spent most of his career as a shortstop ... however, he did spend much of the 1971 campaign as Atlanta's starting centerfielder.

© played professionally from 1963-1976.

YEAR	TEAM	AVG	G	AB	R	H	2B	3B	HR	RBI	SH	SF	HP	BB	SO	SB	CS	E
1963	— Modesto-A	.297	139	579	122	172	19	7	3	37	4	1	5	56	65	*61	12	48
	Houston	.000	1	3	0	0	0	0	0	0	0	0	0	0	1	0	0	1
1964	— San Antonio-AA	.285	138	575	97	164	22	5	2	30	4	3	3	61	68	45	16	47
	Houston	.348	9	23	3	8	1	0	0	1	0	0	0	2	3	1	0	3
1965	— Oklahoma City-AAA	.330	142	*584	104	193	22	5	1	29	7	2	4	46	49	52	11	43
	Houston	.130	10	23	1	3	0	0	0	0	0	0	0	1	1	1	1	1
1966	— Houston	.292	150	596	80	174	6	5	3	25	*27	2	3	42	53	49	14	37
1967	— Houston	.237	129	520	67	123	18	3	0	25	8	2	0	36	45	22	9	35
1968	— Atlanta	.226	105	358	37	81	8	2	1	19	5	1	3	25	35	16	6	22
1969	— Atlanta	.239	98	318	41	76	3	5	1	27	6	2	2	35	33	12	7	17
1970	— Atlanta	.259	103	328	60	85	14	3	0	20	3	3	1	45	27	11	4	26
1971	— Atlanta	.258	149	547	58	141	20	5	2	25	7	3	1	35	45	7	6	7
1972	— Richmond-AAA	.215	20	79	5	17	1	0	0	2	0	0	1	5	4	2	2	4
	Atlanta	.238	60	126	20	30	6	3	0	8	0	0	0	7	9	1	0	3
1973	— Atlanta	.209	117	206	29	43	5	2	0	12	1	4	1	22	13	6	3	6
1974	— Atlanta	.429	5	7	0	3	0	0	0	0	0	0	0	0	0	0	1	0
1975	— Hawaii-AAA	.255	94	294	41	75	10	0	0	19	4	0	0	33	18	8	6	15
1976	— Iowa-AAA	.273	84	220	32	60	11	0	2	22	3	0	0	20	12	6	3	9
MAJOR LEAGUE TOTALS		.251	936	3055	396	767	81	28	7	162	57	17	11	250	265	126	51	158

*Led League

LEAGUE CHAMPIONSHIP SERIES STATISTICS

YEAR	TEAM/OPP	AVG	G	AB	R	H	2B	3B	HR	RBI	SH	SF	HP	BB	SO	SB	CS	E
1969	— Atl vs. NY	.000	1	0	0	0	0	0	0	0	0	0	0	0	0	0	0	0

#59 JUAN LOPEZ — BULLPEN COACH



FULL NAME: Juan Enrique Lopez
 POSITION AS PLAYER: Catcher
 OPENING DAY AGE: 45, turns 46 on May 16
 BORN: 5/16/60 in Bayamon, Puerto Rico RESIDES: Deltona, FL
 FAMILY: Married — Flora ... Children — Jack, Aleimalee and Johnnie Lee
 NAMED TO CUBS COACHING STAFF: November 26, 2002

Lopez: Facts and Information

Juan begins his fourth season as the Cubs' bullpen coach ... joined the Cubs in 2003 after spending the previous 13 seasons in the San Francisco Giants organization — including seven years with the big league club.

- Ⓢ during his coaching career, he has gone to the postseason with San Francisco following the 2000 and 2002 campaigns and with the Cubs in 2003.
- Ⓢ is a 1978 graduate of Nicolas Sevilla High School in Toa Alta, Puerto Rico.
- Ⓢ played collegiately at Yavapai Junior College in Prescott, AZ.

Lopez's Coaching Career

Juan was a coach in the Giants organization from 1990-2002, spending the final four seasons as the team's bullpen coach.

- Ⓢ began his coaching career in 1990 with San Francisco's extended spring training club.

Ⓢ en route to the majors, he made stops at Scottsdale (Rookie) in 1991-1993, Everett (A) in 1994 and Bellingham (A), Scottsdale and Phoenix (AAA) in 1995.

- Ⓢ during spring training 1996, he joined the Giants big league club after Bob Brenly left the organization to take a broadcasting position ... spent that season as a coaching assistant, then served as the team's bullpen catcher in 1997-1998.

Ⓢ was elevated to full-time coaching duties in 1999 as Giants bullpen coach ... also oversaw the club's catchers.

1990 — San Francisco extended spring training
 1991-1993 — Scottsdale-Rookie
 1994 — Everett-A
 1995 — Bellingham-A/Scottsdale-Rookie/Phoenix-AAA
 1996 — San Francisco coaching assistant
 1997-1998 — San Francisco bullpen catcher
 1999-2002 — San Francisco
 2003-2006 — CUBS

Lopez's Playing Career and Statistics

Juan had a six-year minor league playing career, spending time in the Cleveland, Houston and San Francisco organizations.

- Ⓢ began his professional career in 1983 after being signed by the Indians organization as a non-drafted free agent ... saw his most extensive playing time in 1984, appearing in 75 games for Cleveland's Waterloo (A) affiliate.

YEAR TEAM	AVG	G	AB	R	H	2B	3B	HR	RBI	SH	SF	HP	BB	SO	SB	CS	E
1983 — Batavia-A	.176	11	34	0	6	0	0	0	1	0	0	0	1	7	0	0	1
Waterloo-A	.190	47	121	11	23	3	0	1	11	4	1	0	4	24	0	1	8
1984 — Waterloo-A	.223	75	215	11	48	5	1	2	18	5	1	0	3	36	1	1	6
1985 — Waterloo-A	.156	39	96	4	15	2	0	0	8	3	2	1	3	26	0	0	2
1986	DID NOT PLAY																
1987 — Asheville-A	.234	13	47	4	11	2	0	0	7	1	0	0	0	8	0	1	0
Osceola-A	.250	21	56	5	14	0	0	0	0	1	0	1	0	7	0	0	1
Tucson-AAA	.214	21	28	3	6	2	0	0	3	1	1	0	4	7	1	0	1
1988 — Columbus, GA-AA	.202	38	109	9	22	3	0	1	8	2	0	0	3	22	1	0	3
1989 — Clinton-A	.181	31	94	6	17	4	0	0	6	2	0	0	3	27	0	2	3
Shreveport-AA	.286	3	7	0	2	0	0	0	0	1	0	0	0	2	0	0	1

#36 GARY MATTHEWS — FIRST BASE COACH



FULL NAME: Gary Nathaniel Matthews

POSITION AS PLAYER: Outfielder

OPENING DAY AGE: 55, turns 56 on July 5

BORN: 7/5/50 in San Fernando, CA RESIDES: Chicago, IL

FAMILY: Married — Sandra ... Children — Gary Jr., Delvon, Dustin, Dannon
and Paige ... Grandchildren — Denver

NAMED TO CUBS COACHING STAFF: November 26, 2002

Matthews: Facts and Information

Gary, who played for the Cubs from 1984-1987 and served as the organization's minor league hitting coordinator from 1995-1997, was named first base coach prior to the 2005 season.

- ⊙ also is responsible for outfield and baserunning instruction.
- ⊙ served as the club's hitting coach from 2003-2004.
- ⊙ as a player, he went to the postseason after the 1981, 1983 and 1984 campaigns ... was voted the MVP of the 1983 NLCS, leading the Phillies past Los Angeles into the World Series ... as a coach, he went to the postseason with the Cubs in 2003.
- ⊙ this will be his seventh season as a major league coach ... also spent two years (2000-2001) as a color analyst on Toronto Blue Jays broadcasts.
- ⊙ his son, Gary Jr., has played in the majors with San Diego (1999, 2003), the Cubs (2000-2001), Pittsburgh (2001), the New York Mets (2002), Baltimore (2002-2003) and Texas (2004-2005).
 - ◆ the Matthews' are one of just seven father/son combinations in Cubs history.
- ⊙ another son, Delvon, was a member of Milwaukee's minor league system in 2000-2001.

Matthews' Coaching Career

After retiring as a player following the 1987 season, Gary worked in private industry and broadcasting before joining the Cubs' organization in 1995 as minor league hitting coordinator — a position he held for three years.

- ⊙ left the Cubs in 1998 to become Toronto's hitting coach ... was a member of the Blue Jays' coaching staff for two years, then was a member of their broadcast team for two seasons.
- ⊙ returned to the field in 2002 as Milwaukee's hitting coach.

1995-1997 — CUBS minor league hitting coordinator
1998-1999 — Toronto
2002 — Milwaukee
2003-2006 — CUBS

Matthews' Playing Career

Gary batted .281 during his 16-season major league career with San Francisco (1972-1976), Atlanta (1977-1980), Philadelphia (1981-1983), the Cubs (1984-1987) and Seattle (1987) ... appeared in 2,033 games and recorded 2,011 hits, 234 homers and 978 RBI while scoring 1,083 runs.

- ⊙ was the National League Rookie of the Year in 1973 after batting .300 with 12 homers and 58 RBI for the Giants.
- ⊙ had his best overall season with the Braves in 1979, going to the All-Star Game during a season in which he batted .304 with 27 homers and 90 RBI.
- ⊙ was a key contributor to the Cubs' NL Eastern Division title in 1984, batting .291 with 101 runs scored ... was acquired with outfielder Bob Dernier and pitcher Porfi Altamirano in a spring training deal with Philadelphia for pitcher Bill Campbell and catcher Mike Diaz.
 - ◆ in the first game of the 1984 NL Championship Series against San Diego, he homered twice.
 - ◆ spent three seasons as a starter in left field for the Cubs ... was limited by injuries in 1987 before being traded in midseason to Seattle for minor league pitcher Dave Hartnett.
- ⊙ saw postseason action with the Phillies in 1981 and 1983 ... homered 7 times in 19 playoff games.
 - ◆ was voted the MVP of the 1983 NLCS after leading the Phillies past Los Angeles into the World Series ... in the 4-game series, he went 6-for-14 with 3 homers and 8 RBI.
- ⊙ began his professional career in 1969 — playing for the Giants' Decatur (A) affiliate in downstate Illinois.

YEAR TEAM	AVG	G	AB	R	H	2B	3B	HR	RBI	SH	SF	HP	BB	SO	SB	CS	E
1969 – Decatur-A	.322	53	174	31	56	11	2	8	30	1	0	2	29	45	9	1	8
1970 – Fresno-A	.279	117	380	76	106	11	5	23	74	4	4	3	58	120	20	5	15
1971 – Amarillo-AA	.280	142	493	82	138	*37	6	15	*86	2	+10	1	61	110	17	8	5
1972 – Phoenix-AAA	.313	136	480	101	150	27	8	21	108	2	10	1	61	100	19	5	13
San Francisco	.290	20	62	11	18	1	1	4	14	1	1	0	7	13	0	1	1
1973 – San Francisco	.300	148	540	74	162	22	10	12	58	3	3	1	58	83	17	5	5
1974 – San Francisco	.287	154	561	87	161	27	6	16	82	2	2	3	70	69	11	9	9
1975 – San Francisco	.280	116	425	67	119	22	3	12	58	0	2	2	65	53	13	4	8
1976 – San Francisco	.279	156	587	79	164	28	4	20	84	2	6	1	75	94	12	5	7
1977 – Atlanta	.283	148	555	89	157	25	5	17	64	2	1	2	67	90	22	8	10
1978 – Atlanta	.285	129	474	75	135	20	5	18	62	1	4	2	61	92	8	7	8
1979 – Atlanta	.304	156	631	97	192	34	5	27	90	1	3	0	60	75	18	6	8
1980 – Atlanta	.278	155	571	79	159	17	3	19	75	1	5	0	42	93	11	3	11
1981 – Philadelphia	.301	101	359	62	108	21	3	9	67	1	6	3	59	42	15	2	7
1982 – Philadelphia	.281	+162	616	89	173	31	1	19	83	0	6	2	66	87	21	4	10
1983 – Philadelphia	.258	132	446	66	115	18	2	10	50	4	7	0	69	81	13	9	5
1984 – CUBS	.291	147	491	101	143	21	2	14	82	1	+10	3	*103	97	17	8	11
1985 – CUBS	.235	97	298	45	70	12	0	13	40	0	3	2	59	64	2	0	3
1986 – CUBS	.259	123	370	49	96	16	1	21	46	0	2	0	60	59	3	2	9
1987 – CUBS	.262	44	42	3	11	3	0	0	8	0	0	0	4	11	0	0	0
Seattle	.235	45	119	10	28	1	0	3	15	0	1	0	15	22	0	1	0
MAJOR LEAGUE TOTALS	.281	2033	7147	1083	2011	319	51	234	978	19	62	21	940	1125	183	74	112
CUBS TOTALS	.266	411	1201	198	320	52	3	48	176	1	15	5	226	231	22	10	23

*Led League ... +Tied for League Lead

ALL-STAR GAME STATISTICS

YEAR TEAM/SITE	AVG	G	AB	R	H	2B	3B	HR	RBI	SH	SF	HP	BB	SO	SB	CS	E
1979 – N.L./Sea	.000	1	2	0	0	0	0	0	0	0	0	0	0	0	0	0	0

DIVISION SERIES STATISTICS

YEAR TEAM/OPP	AVG	G	AB	R	H	2B	3B	HR	RBI	SH	SF	HP	BB	SO	SB	CS	E
1981 – Phi vs. Mon	.400	5	20	3	8	0	1	1	1	0	0	0	0	2	0	0	0

LEAGUE CHAMPIONSHIP SERIES STATISTICS

YEAR TEAM/OPP	AVG	G	AB	R	H	2B	3B	HR	RBI	SH	SF	HP	BB	SO	SB	CS	E
1983 – Phi vs. LA	.429	4	14	4	6	0	0	3	8	0	0	0	2	1	1	0	0
1984 – CUBS vs. SD	.200	5	15	4	3	0	0	2	5	0	0	0	6	4	1	1	0
LCS TOTALS	.310	9	29	8	9	0	0	5	13	0	0	0	8	5	2	1	0

WORLD SERIES STATISTICS

YEAR TEAM/OPP	AVG	G	AB	R	H	2B	3B	HR	RBI	SH	SF	HP	BB	SO	SB	CS	E
1983 – Phi vs. Bal	.250	5	16	1	4	0	0	1	1	0	0	0	2	2	0	0	0

ALL IN THE FAMILY

CUBS FATHER/SON COMBINATIONS

FATHER	SON
Bobby Adams (1957-1959)	Mike Adams (1976-1977)
Jimmy Cooney (1890-1892)	Jimmy Cooney (1926-1927)
Herm Doscher (1879)	Jack Doscher (1903)
Marty Keough (1966)	Matt Keough (1986)
Chris Speier (1985-1986)	Justin Speier (1998)
Gary Matthews (1984-1987)	Gary Matthews Jr. (2000-2001)
Randy Hundley (1966-1973, 1976-1977)	Todd Hundley (2001-2002)

CUBS BROTHER COMBINATIONS

BROTHER	BROTHER
Danny Breeden* (1971)	Hal Breeden* (1971)
Kid Camp* (1894)	Lew Camp* (1893-1894)
Mort Cooper (1949)	Walker Cooper (1954-1955)
Larry Corcoran* (1880-1885)	Mike Corcoran* (1884)
Sammy Drake (1960-1961)	Solly Drake (1956)
Jiggs Parrott* (1892-1895)	Tom Parrott* (1893)
Rick Reuschel* (1972-1981, 1983-1984)	Paul Reuschel* (1975-1978)
Ed Sauer (1943-1945)	Hank Sauer (1949-1955)
Jim Tyrone (1972, 1974-1975)	Wayne Tyrone (1976)

*Cubs Teammates

#39 DICK POLE — BENCH COACH

FULL NAME: Richard Henry Pole
POSITION AS PLAYER: Pitcher
OPENING DAY AGE: 55, turns 56 on October 13
BORN: 10/13/50 in Trout Creek, MI RESIDES: Dearborn Heights, MI
FAMILY: Married — Carol
NAMED TO CUBS COACHING STAFF: November 26, 2002



Pole: Facts and Information

- Dick, who began his coaching career in the Cubs' organization, returned to the club in 2003 as bench coach.
- Ⓞ as a player, he pitched for Boston in the 1975 World Series ... as a coach, he has been in the postseason with the Cubs in both 1989 and 2003, with San Francisco in 1997, with Boston in 1998 and with Cleveland in 2001.
 - Ⓞ this will be his 18th season as a major league coach.
 - Ⓞ attended Northern Michigan University.
 - Ⓞ his nephew, Hank Pole, was a pitcher in Montreal's farm system in 2002.

Pole's Coaching Career

Dick began his coaching career in the Cubs' organization in 1983 ... spent five years in the minor league system, making stops at Quad City (A), Pittsfield (AA) and Iowa (AAA).

- Ⓞ joined the major league club in 1988 as pitching coach under Don Zimmer — a position he held until 1991 ... the 1989 Cubs won the National League East Division title.
- Ⓞ after serving as pitching coach at Pawtucket (AAA) in 1992, he returned to the majors the following year as San Francisco's pitching coach — and was a member of Dusty Baker's coaching staff from 1993-1997.
- Ⓞ was Boston's bullpen coach in 1998, Anaheim's pitching coach in 1999, Cleveland's pitching coach in 2000-2001 and Montreal's pitching coach in 2002.

1983-1984 — Quad City-A
1985-1986 — Pittsfield-AA
1987 — Iowa-AAA
1988-1991 — CUBS
1992 — Pawtucket-AAA
1993-1997 — San Francisco
1998 — Boston
1999 — Anaheim
2000-2001 — Cleveland
2002 — Montreal
2003-2006 — CUBS

Pole's Playing Career

Dick, a former right-handed pitcher, played professionally from 1969-1981 ... saw big league action with Boston (1973-1976) and Seattle (1977-1978), going 25-37 with a 5.05 ERA in 122 games (77 starts).

- Ⓞ made his major league debut in 1973 after going 12-9 with an International League-best 2.03 ERA at Pawtucket (AAA) ... also led league pitchers in strikeouts (158), as he completed 16 of his 23 starts.
 - ◆ threw a no-hitter that season June 23 against Peninsula.
- Ⓞ pitched for the Red Sox in the 1975 World Series ... was a member of Boston's starting rotation that season until June 30, when he was struck in the right cheekbone by a Tony Muser line drive.
- Ⓞ went to the Mariners in the November 1976 expansion draft ... went 7-12 with a 5.15 ERA in 25 games in Seattle's first campaign in 1977.
- Ⓞ ended his playing career with stints in the Pittsburgh and Detroit organizations.

Pole's Statistics

YEAR	TEAM	W-L	ERA	G	GS	CG	SHO	SV	IP	H	R	ER	HR	HB	BB	SO	WP	BK
1969	Greenville-A	13-10	3.18	25	*25	12	+3	0	164.0	165	83	58	2	2	45	99	8	0
	Winter Haven-A	0-2	1.64	2	2	1	0	0	11.0	8	3	2	0	1	4	5	0	0
1970	Winter Haven-A	6-7	3.00	19	15	4	3	1	99.0	72	42	33	1	3	28	79	2	1
	Winston-Salem-A	1-2	4.95	3	3	1	0	0	20.0	21	13	11	0	1	8	18	3	0
1971	Pawtucket-AA	8-7	2.76	21	19	9	4	0	124.0	107	44	38	6	4	36	70	6	0
1972	Louisville-AAA	4-5	3.82	27	16	3	0	2	113.0	115	59	48	5	1	49	65	8	0
1973	Pawtucket-AAA	12-9	*2.03	23	23	+16	+4	0	182.0	124	54	41	4	4	80	*158	9	0
	Boston	3-2	5.60	12	7	0	0	0	54.2	70	35	34	4	0	18	24	2	0
1974	Pawtucket-AAA	2-8	4.09	16	9	2	0	0	66.0	67	36	30	2	4	36	61	3	0
	Boston	1-1	4.20	15	2	0	0	1	45.0	55	28	21	6	1	13	32	2	0
1975	Boston	4-6	4.42	18	11	2	1	0	89.2	102	46	44	11	2	32	42	1	0
1976	Boston	6-5	4.33	31	15	1	0	0	120.2	131	62	58	8	2	48	49	6	0
1977	Seattle	7-12	5.15	25	24	3	0	0	122.1	127	76	70	16	6	57	51	3	0
1978	San Jose-AAA	0-4	4.22	6	5	0	0	0	32.0	31	17	15	2	0	13	19	5	0
	Seattle	4-11	6.48	21	18	2	0	0	98.2	122	82	71	16	3	41	41	2	0
1979	Portland-AAA	5-1	4.31	13	12	2	1	0	71.0	77	35	34	3	0	31	23	5	0
1980	Portland-AAA	0-2	5.29	5	2	1	0	0	17.0	19	14	10	1	2	13	6	1	0
	Montgomery-AA	7-4	3.04	43	0	0	0	10	71.0	67	35	24	6	1	27	36	4	1
1981	Birmingham-AA	1-0	3.00	7	0	0	0	3	18.0	15	7	6	1	0	6	18	0	0
MAJOR LEAGUE TOTALS		25-37	5.05	122	77	8	1	1	531.0	607	329	298	61	14	209	239	16	0

**Led League ... +Tied for League Lead*

WORLD SERIES STATISTICS

YEAR	TEAM/OPP	W-L	ERA	G	GS	CG	SHO	SV	IP	H	R	ER	HR	HB	BB	SO	WP	BK
1975	Bos vs. Cin	0-0	--	1	0	0	0	0	0.0	0	1	1	0	0	2	0	0	0

#41 LARRY ROTHSCHILD — PITCHING COACH

FULL NAME: Lawrence Lee Rothschild

POSITION AS PLAYER: Pitcher

OPENING DAY AGE: 52

BORN: 3/12/54 in Chicago, IL RESIDES: Tampa, FL

FAMILY: Married — Jane ... Children — Charlotte, Claire and Scott

NAMED TO CUBS COACHING STAFF: October 25, 2001



Rothschild: Facts and Information

Larry begins his fifth season as the Cubs' pitching coach in 2006 ... has spent the last 31 seasons in professional baseball as a player, coach or manager — winning World Series rings as a member of Cincinnati's coaching staff in 1990 and as Florida's pitching coach in 1997 ... went to the postseason for the third time as a big league coach in 2003.

- ⊙ since joining the Cubs in 2002, Cubs pitchers have led the majors in strikeouts every year, including setting a major-league record 1,404 batters in 2004.
- ⊙ was the first manager in Tampa Bay Devil Rays history.
 - ◆ during his time with the Devil Rays, he served as a member of Joe Torre's 2000 American League All-Star coaching staff.
- ⊙ the Chicago native is a 1971 graduate of suburban Homewood-Flossmoor High School.
- ⊙ attended both Bradley University and Florida State University — where he received a degree in business management.
 - ◆ at Florida State, he played on the Seminoles' 1975 NCAA regional championship squad.

Rothschild's Managerial and Coaching Career

Larry was the first manager of the Tampa Bay Devil Rays, compiling a 205-294 record from 1998 through April 18, 2001 ... finished 2001 as a consultant to the Florida Marlins.

© Tampa Bay increased its winning percentage in each of his three full seasons – just the fifth expansion club to accomplish that feat.

- ◆ his 1998 Devil Rays recorded the best league finish in ERA and defense in expansion history (4.35 ERA – fourth in the American League; .985 fielding average – second).

© was named Tampa Bay's manager November 7, 1997 – his first managerial position at any level ... joined the Devil Rays after serving as Florida's pitching coach during the Marlins' 1997 World Series-championship campaign.

- ◆ that season, Florida's pitchers had a 3.83 ERA and surrendered a big league-low 131 homers.
- ◆ was the Marlins' pitching coach during the 1995-1997 seasons.

© began his coaching career in 1986 as a roving pitching instructor in Cincinnati's organization ... after four seasons in that role, he joined the Reds in 1990 as their bullpen coach – and won his first World Series ring.

- ◆ was a member of Cincinnati's coaching staff through 1993, including a one-plus year stint as the team's pitching coach.

© spent the 1994 season as a roving minor league pitching instructor in Atlanta's organization before returning to the majors in 1995 with the Marlins.

LARRY ROTHSCHILD'S MANAGERIAL RECORD

YEAR	TEAM	LEAGUE	W-L	PCT	STANDING
1998	Tampa Bay	American	63-99	.389	5th
1999	Tampa Bay	American	69-93	.426	5th
2000	Tampa Bay	American	69-92	.429	5th
2001	Tampa Bay	American	4-10	.286	-
MAJOR LEAGUE TOTALS			205-294	.411	

COACHING CAREER

1986-1989 – Cincinnati roving minor league pitching instructor
 1990-1993 – Cincinnati
 1994 – Atlanta roving minor league pitching instructor
 1995-1997 – Florida
 2002-2006 – CUBS

Rothschild's Playing Career and Statistics

Larry pitched professionally from 1975-1985 – including seven major league relief appearances during brief stints with the Detroit Tigers in 1981-1982.

© pitched in 387 minor league contests (80 starts) and went 66-46 with 21 complete games, 50 saves and a 3.96 ERA ... saw Triple-A action in nine of his 11 pro campaigns.

© signed with Cincinnati as a non-drafted free agent in 1975 and spent six years in the Reds' organization ... in 1976, he led the Eastern League with a .786 winning percentage (11-3) at Three Rivers (AA).

© joined Detroit's organization in 1981 ... finished third in the American Association in saves (15) at Evansville (AAA) and earned his first trip to the majors.

- ◆ made his debut September 11 that season vs. Cleveland ... picked up his only big league save against the Indians two days later, retiring both batters he faced in an 8-6 contest.

© finished his playing career in 1985 – pitching for the Cubs' Iowa (AAA) affiliate.

YEAR	TEAM	W-L	ERA	G	GS	CG	SHO	SV	IP	H	R	ER	HR	HB	BB	SO	WP	BK
1975	Billings-R	0-2	7.88	6	0	0	0	1	8.0	14	11	7	0	0	7	12	0	0
	Eugene-A	3-0	2.73	21	0	0	0	6	33.0	17	11	10	1	2	21	36	4	0
1976	Three Rivers-AA	11-3	2.05	30	12	10	5	5	123.0	96	33	28	7	4	29	75	6	0
1977	Indianapolis-AAA	4-4	4.21	29	14	2	1	1	92.0	93	51	43	12	6	34	43	2	1
1978	Nashville-AA	0-0	4.50	5	0	0	0	1	12.0	14	7	6	0	0	4	9	1	0
	Amarillo-AA	5-5	4.17	12	12	5	1	0	82.0	83	42	38	9	4	21	57	4	0
	Indianapolis-AAA	4-0	2.20	8	6	2	0	0	45.0	31	15	11	2	4	19	38	2	0
1979	Indianapolis-AAA	1-6	5.27	33	10	0	0	6	82.0	85	52	48	3	1	56	68	3	0
1980	Indianapolis-AAA	8-7	4.22	33	14	1	0	1	113.0	111	60	53	11	1	44	74	4	3
1981	Evansville-AAA	8-5	3.27	56	0	0	0	15	77.0	62	32	28	4	5	29	81	1	0
	Detroit	0-0	1.50	5	0	0	0	1	6.0	4	1	1	0	0	6	1	0	0
1982	Evansville-AAA	6-4	3.65	45	0	0	0	10	69.0	73	34	28	7	2	30	45	4	0
	Detroit	0-0	13.50	2	0	0	0	0	2.2	4	4	4	1	0	2	0	0	0
1983	Las Vegas-AAA	9-2	5.09	38	0	0	0	2	74.1	88	43	42	10	2	34	39	0	1
1984	Denver-AAA	6-3	4.02	31	9	1	1	2	109.2	109	58	49	12	4	51	71	10	1
1985	Iowa-AAA	1-5	5.32	40	3	0	0	0	89.2	101	58	53	10	4	34	58	7	0
MAJOR LEAGUE TOTALS		0-0	5.19	7	0	0	0	1	8.2	8	5	5	1	0	8	1	0	0

#23 RYNE SANDBERG — SPRING INSTRUCTOR

FULL NAME: Ryne Dee Sandberg
POSITION AS PLAYER: Infielder
OPENING DAY AGE: 46, turns 47 on September 18
BORN: 9/18/59 in Spokane, WA RESIDES: Phoenix, AZ
FAMILY: Married — Margaret ... Children — B.R., Adriane, Lindsey, Justin and Steven



Sandberg: Facts and Information

Ryne rejoined the Cubs' organization in 1999 as a spring training instructor ... also makes personal appearances on behalf of the club throughout the year, including the Cubs Caravan and Convention.

- ⊙ was elected to the National Baseball Hall of Fame in 2005, receiving 393 votes (76.2 percent).
 - ◆ was selected in his third year on the ballot.
 - ◆ was the 36th Cub player inducted into the Hall of Fame.
- ⊙ his number (#23) was retired by the Cubs on August 28, 2005 ... his flag flies below that of Billy Williams on the right field flag pole.
- ⊙ was selected to the Cubs' all-century team in 1999.
- ⊙ graduated from North Central High School in Spokane, WA, in 1978 ... earned all-city honors in basketball and baseball and was a first-team all-state selection in football.
- ⊙ was named to *Parade Magazine's* high school all-America football team in 1978.
- ⊙ his nephew, Jared Sandberg, has seen major league action with the Tampa Bay Devil Rays and currently plays in the Washington Nationals' organization.

Sandberg's Playing Career

A 10-time National League All-Star and a nine-time *Rawlings* Gold Glove Award winner at second base, Ryne retired from the Cubs following the 1997 campaign after a 15-year major league career ... had a .285 lifetime batting average with 282 homers and 1,061 RBI.

- ⊙ hit 277 of his homers as a second baseman — the big league record for that position ... had a .989 fielding percentage at second base — the highest career mark at that position in major league annals.
- ⊙ had 20 career errorless streaks of at least 30 games, including a big league-record 123-game stretch from June 21, 1989-May 17, 1990 ... did not commit an error during his final 90 games in 1989 (432 total chances), the longest single-season stretch for a big league second baseman (surpassing Manny Trillo's 89-game stretch in 1982).
 - ◆ played seven different seasons without committing a throwing error — and did not commit a throwing miscue over his final 273 big league contests.
 - ◆ led NL second basemen in fielding percentage four times — leading the majors in that category three times ... was the ML second base leader in assists six times.
- ⊙ originally joined the Cubs January 27, 1982, coming over from the Philadelphia Phillies with shortstop Larry Bowa for shortstop Ivan DeJesus ... spent most of his 1982 rookie campaign as the club's starting third baseman, batting .271 after a 1-for-32 start ... set a Cubs rookie record by scoring 103 times while stealing 32 bases — a club mark for a third baseman.
 - ◆ moved to second base for the season's final month — then earned his first *Rawlings* Gold Glove in 1983 in his first full campaign as a second baseman ... became the first player in NL history to be honored with the award in his first full season at a new position.
- ⊙ burst onto the national scene in 1984, winning NL Most Valuable Player honors after batting .314 with 36 doubles, 19 triples, 19 homers, 84 RBI, a league-high 114 runs scored and 32 stolen bases ... won the first of his seven *Silver Slugger* Awards and was named *The Sporting News'* Major League Player of the Year.
- ⊙ went on to hit 282 homers with the Cubs — the fifth-highest total in club history ... scored 1,316 runs with the Cubs, the third-highest total in team annals behind a pair of 19th-century Cubs stars — Cap Anson (1,711 runs) and Jimmy Ryan (1,409).
- ⊙ made eight consecutive All-Star starts from 1986-1993, the most ever for a Cubs player ... his 10 appearances at the annual Midsummer Classic were surpassed in Cubs history only by Ernie Banks (14).
 - ◆ was the NL's leading vote getter three times (1990-1992).
- ⊙ hit safely in all 10 of his career postseason games, going 15-for-39 (.385).

THE SANDBERG GAME

On June 23, 1984, Ryne Sandberg went 5-for-6 with 2 late-inning dramatic homers and 7 RBI in the Cubs' 11-inning 12-11 victory over St. Louis.

Sandberg hit a solo homer off the Cardinals' Bruce Sutter in the bottom of the 9th inning to knot the game at 9-9. Then, after St. Louis tallied twice in the top of the 10th, Sandberg once again knotted the game — this time with a 2-run shot off Sutter. Following his game-tying homers, the Cubs won it on Dave Owen's RBI single.

"The Sandberg Game" overshadowed the performance of the Cardinals' Willie McGee, who hit for the cycle.

Sandberg's Statistics

YEAR	TEAM	AVG	G	AB	R	H	2B	3B	HR	RBI	SH	SF	HP	BB	SO	SB	CS	E
1978	Helena-R	.311	56	190	34	59	6	6	1	23	1	2	0	26	42	15	3	24
1979	Spartanburg-A	.247	*138	*539	83	133	21	7	4	47	8	0	1	64	95	21	7	35
1980	Reading-AA	.310	129	490	95	152	21	12	11	79	10	3	5	73	72	32	11	20
1981	Oklahoma City-AAA Philadelphia	.293	133 13	519 6	78 2	152 1	17 0	5 0	9 0	62 0	5 0	5 0	2 0	48 0	94 1	32 0	10 0	21
1982	CUBS	.271	156	635	103	172	33	5	7	54	7	5	4	36	90	32	12	12
1983	CUBS	.261	158	633	94	165	25	4	8	48	7	5	3	51	79	37	11	13
1984	CUBS	.314	156	636	*114	200	36	+19	19	84	5	4	3	52	101	32	7	6
1985	CUBS	.305	153	609	113	186	31	6	26	83	2	4	1	57	97	54	11	12
1986	CUBS	.284	154	627	68	178	28	5	14	76	3	6	0	46	79	34	11	5
1987	CUBS	.294	132	523	81	154	25	2	16	59	1	2	2	59	79	21	2	10
1988	CUBS	.264	155	618	77	163	23	8	19	69	1	5	1	54	91	25	10	11
1989	CUBS	.290	157	606	+104	176	25	5	30	76	1	2	4	59	85	15	5	6
1990	CUBS	.306	155	615	*116	188	30	3	*40	100	0	9	1	50	84	25	7	8
1991	CUBS	.291	158	585	104	170	32	2	26	100	1	9	2	87	89	22	8	4
1992	CUBS	.304	158	612	100	186	32	8	26	87	0	6	1	68	73	17	6	8
1993	Daytona-A# Orlando-AA# CUBS	.200 .222 .309	2 4 117	5 9 456	2 0 67	1 2 141	0 0 20	0 0 0	1 1 9	2 0 45	0 0 2	0 0 6	0 0 2	1 3 37	0 1 62	0 0 9	0 1 2	0 0 7
1994	CUBS	.238	57	223	36	53	9	5	5	24	0	0	1	23	40	2	3	4
1995																		
DID NOT PLAY																		
1996	CUBS	.244	150	554	85	135	28	4	25	92	1	5	7	54	116	12	8	6
1997	CUBS	.264	135	447	54	118	26	0	12	64	0	3	2	28	94	7	4	8
MAJOR LEAGUE TOTALS		.285	2164	8385	1318	2386	403	76	282	1061	31	71	34	761	1260	344	107	120
CUBS TOTALS		.285	2151	8379	1316	2385	403	76	282	1061	31	71	34	761	1259	344	107	120

*Led League ... +Tied for League Lead ... #Injury Rehabilitation Assignment

ALL-STAR GAME STATISTICS

YEAR	TEAM/SITE	AVG	G	AB	R	H	2B	3B	HR	RBI	SH	SF	HP	BB	SO	SB	CS	E
1984	N.L./SF	.250	1	4	0	1	0	0	0	0	0	0	0	0	0	1	0	0
1985	N.L./Min	.000	1	1	1	0	0	0	0	0	0	0	0	1	0	0	0	0
1986	N.L./Hou	.000	1	3	0	0	0	0	0	0	0	0	0	0	0	0	0	1
1987	N.L./Oak	.000	1	2	0	0	0	0	0	0	0	0	0	0	0	0	0	0
1988	N.L./Cin	.250	1	4	0	1	0	0	0	0	0	0	0	0	2	0	0	0
1989	N.L./Cal	.000	1	3	0	0	0	0	0	0	0	0	0	0	2	0	0	0
1990	N.L./CUBS	.000	1	3	0	0	0	0	0	0	0	0	0	0	0	0	0	0
1991	N.L./Tor	.333	1	3	0	1	1	0	0	0	0	0	0	0	0	0	0	0
1992	N.L./SD	.000	1	2	0	0	0	0	0	0	0	0	0	0	1	0	0	0
1993	N.L./Bal	.000	1	1	0	0	0	0	0	0	0	0	0	1	0	0	0	0
ALL-STAR GAME TOTALS		.115	10	26	1	3	1	0	0	0	0	0	0	2	5	1	0	1

LEAGUE CHAMPIONSHIP SERIES STATISTICS

YEAR	TEAM/OPP	AVG	G	AB	R	H	2B	3B	HR	RBI	SH	SF	HP	BB	SO	SB	CS	E
1984	CUBS vs. SD	.368	5	19	3	7	2	0	0	2	0	0	0	3	2	3	1	1
1989	CUBS vs. SF	.400	5	20	6	8	3	1	1	4	1	1	0	3	4	0	0	0
LCS TOTALS		.385	10	39	9	15	5	1	1	6	1	1	0	6	6	3	1	1

BENNY CADAHIA — BULLPEN CATCHER

Benny is in his seventh season as the Cubs' bullpen catcher.

- ☉ played professionally in the Kansas City and Texas farm systems from 1980-1986 ... after working in private industry, he returned to the diamond in 1999 as bullpen catcher for Atlanta's Richmond (AAA) affiliate.

- ☉ his brother, Chino, is the Atlanta Braves' minor league field coordinator.

- ☉ was born on August 7, 1962, in Havana, Cuba.

- ☉ Benny is single and resides in Hialeah, FL, in the off-season.





#35 CHRIS SPEIER — THIRD BASE COACH

FULL NAME: Chris Edward Speier

POSITION AS PLAYER: Infielder

OPENING DAY AGE: 55, turns 56 on June 28

BORN: 6/28/50 in Alameda, CA RESIDES: Phoenix, AZ

FAMILY: Children — Justin, Luke, Cole, Travis, Erika and Brittany

NAMED TO CUBS COACHING STAFF: October 21, 2004

Speier: Facts and Information

Chris, who played for the Cubs from 1985-1986 and served as a hitting coach for the organization's Orlando (AA) affiliate in 1995, is in his second year as the Cubs third base coach.

- Ⓢ has served as a coach or manager for five organizations (San Francisco, Arizona, Milwaukee, Oakland and the Cubs) in the last 11 years — including winning a World Series ring as third base coach for Arizona in 2001.
- Ⓢ had a 19-year major league career, appearing in 2,260 games and playing for five different teams (San Francisco, Montreal, St. Louis, Minnesota and the Cubs).
- Ⓢ as a player, he went to the postseason after the 1971, 1981 and 1987 campaigns.
- Ⓢ his son, Justin, currently pitches in the Toronto Blue Jays organization ... he was originally selected by the Cubs in the 1995 June draft and made his big league debut with the club in 1998.

Speier's Managerial and Coaching Career

After retiring as a player following the 1989 season, Chris joined the Giants' organization as a roving minor league instructor.

- Ⓢ returned to the Cubs organization in 1995, working as Double-A hitting instructor under Bruce Kimm.
- Ⓢ spent four years in Arizona's minor league system, compiling a 256-240 managerial record.
 - ◆ in his first season managing, he took Lethbridge (R) to the postseason.
 - ◆ the next year, he managed High Desert (A) to the California League championship — as his team won all six playoff games it played.
- Ⓢ returned to the majors in 2000, serving as third base coach for the Milwaukee Brewers under Manager Davey Lopes.
- Ⓢ in 2001, Bob Brenly appointed him third base coach in Arizona — a season in which the D'Backs won the World Series.
- Ⓢ also saw action in Oakland, working as bench coach for Ken Macha in 2004.

CHRIS SPEIER'S MANAGERIAL RECORD

YEAR	TEAM	LEAGUE	W-L	PCT	STANDING
1996	Lethbridge-R	Pioneer	50-22	.694	2nd, 1st
1997	High Desert-A	California	83-57	.593	2nd, 1st
1998	Tucson-AAA	Pacific Coast	57-85	.401	4th
1999	Tucson-AAA	Pacific Coast	66-76	.465	4th
MINOR LEAGUE TOTALS			256-240	.428	

COACHING CAREER

1990-1991 — San Francisco roving minor league instructor
 1995 — Orlando-AA
 2000 — Milwaukee
 2001 — Arizona
 2004 — Oakland
 2005-2006 — CUBS

Speier's Playing Career

Chris batted .246 during his 19-season major league career with San Francisco (1971-1977, 1987-1989), Montreal (1977-1984), St. Louis (1984), Minnesota (1984) and the Cubs (1985-1986).

- Ⓢ appeared in 2,260 games and recorded 1,759 hits, 464 extra-base hits and 720 RBI while scoring 770 runs.
- Ⓢ had his best overall season with San Francisco in 1972, hitting .269 with 25 doubles, 2 triples, 15 homers and 71 RBI.
- Ⓢ saw postseason action following three seasons (1971, 1981 and 1987).
- Ⓢ was a three-time All-Star (1972-1974).
- Ⓢ hit for the cycle twice in his career, doing so July 20, 1981 against Atlanta and July 9, 1988 vs. St. Louis.
- Ⓢ made his major league debut after just one season in the minor leagues ... batted .283 in 129 games at Amarillo (AA), posting 20 doubles, 5 triples and 6 homers with 66 RBI.

Speier's Statistics

YEAR TEAM	AVG	G	AB	R	H	2B	3B	HR	RBI	SH	SF	HP	BB	SO	SB	CS	E
1970 - Amarillo-AA	.283	129	460	44	130	20	5	6	66	--	--	--	54	56	2	--	38
1971 - San Francisco	.235	157	601	74	141	17	6	8	46	5	1	7	56	90	4	7	33
1972 - San Francisco	.269	150	562	74	151	25	2	15	71	4	7	3	82	92	9	4	20
1973 - San Francisco	.249	153	542	58	135	17	4	11	71	5	2	2	66	69	4	5	33
1974 - San Francisco	.250	141	501	55	125	19	5	9	53	8	2	4	62	64	3	2	21
1975 - San Francisco	.271	141	487	60	132	30	5	10	69	3	3	1	70	50	4	5	12
1976 - San Francisco	.226	145	495	51	112	18	4	3	40	6	7	4	60	50	2	2	19
1977 - San Francisco	.176	6	17	1	3	1	0	0	0	0	0	0	67	3	0	0	2
Montreal	.235	139	531	58	125	30	6	5	38	3	2	1	0	78	1	2	21
1978 - Montreal	.251	150	548	47	126	18	3	5	51	2	6	1	60	75	1	0	18
1979 - Montreal	.227	113	501	31	78	13	1	7	26	0	1	3	43	45	0	0	17
1980 - Montreal	.265	128	344	35	103	14	4	1	32	6	1	0	52	38	0	3	21
1981 - Montreal	.225	96	388	33	69	10	2	2	25	6	0	0	38	29	1	2	17
1982 - Montreal	.257	156	307	41	136	26	4	7	60	3	4	1	47	67	1	6	13
1983 - Montreal	.257	88	261	31	67	12	2	2	22	3	3	2	29	37	2	1	14
1984 - Montreal	.150	25	40	1	6	0	0	0	1	2	0	0	1	8	0	0	1
St. Louis	.178	38	118	9	21	7	1	3	8	1	0	1	9	19	0	0	3
Minnesota	.212	12	33	2	7	0	0	0	1	1	0	0	3	7	0	0	1
1985 - CUBS	.243	106	218	16	53	11	0	4	24	3	2	0	17	34	1	3	11
1986 - CUBS	.284	95	155	21	44	8	0	6	23	4	1	1	15	32	2	2	3
1987 - San Francisco	.249	111	317	39	79	13	0	11	39	1	1	3	42	51	4	7	4
1988 - San Francisco	.216	82	171	26	37	9	1	3	18	5	1	11	23	39	3	3	3
1989 - San Francisco	.243	28	37	7	9	4	0	0	2	2	0	0	5	9	0	0	1
MAJOR LEAGUE TOTALS	.246	2260	7156	770	1759	302	50	112	720	73	44	35	847	988	42	54	288
CUBS TOTALS	.260	201	373	37	97	19	0	10	47	7	3	1	32	66	3	5	14

ALL-STAR GAME STATISTICS

YEAR TEAM/SITE	AVG	G	AB	R	H	2B	3B	HR	RBI	SH	SF	HP	BB	SO	SB	CS	E
1984 - NL/ATL	.000	1	2	0	0	0	0	0	0	0	0	0	0	0	0	0	0
1985 - NL/KC	.000	1	2	0	0	0	0	0	0	0	0	0	0	0	1	0	0
1986 - NL/PIT																	
ALL-STAR GAME TOTALS	.000	2	4	0	0	0	0	0	0	0	0	0	0	1	0	0	0

DIVISION SERIES STATISTICS

YEAR TEAM/OPP	AVG	G	AB	R	H	2B	3B	HR	RBI	SH	SF	HP	BB	SO	SB	CS	E
1981 - Mon vs. Phi	.400	5	15	4	6	2	0	0	3	0	0	0	4	2	0	0	0

LEAGUE CHAMPIONSHIP SERIES STATISTICS

YEAR TEAM/OPP	AVG	G	AB	R	H	2B	3B	HR	RBI	SH	SF	HP	BB	SO	SB	CS	E
1971 - SF vs. Pit	.357	4	14	4	5	1	0	1	1	0	0	0	1	1	0	0	1
1981 - Mon vs. LA	.188	4	16	0	3	0	0	0	0	0	0	0	2	0	0	0	2
1987 - SF vs. StL	.000	3	5	0	0	0	0	0	0	0	0	0	0	2	0	0	0
LCS TOTALS	.229	12	35	4	8	1	0	1	1	0	0	0	3	3	0	0	3

BRAD KELLEY — MAJOR LEAGUE ADVANCE SCOUT

Brad is in his first year as the Cubs' major league advance scout ... began his career with the Cubs as an area scout in California in 1996.

- Ⓞ also spent time as a crosschecker in the midwest and west before being named national crosschecker.
- Ⓞ spent two years in Cincinnati's organization, serving as pitching coach and manager for the Princeton Devil Rays (A).
- Ⓞ began his coaching career in 1980 as an assistant baseball coach at the University of Louisiana-Lafayette and was named the team's head coach in January 1983.
- Ⓞ joined the University of Miami's baseball program as the top assistant coach in 1984, where he was responsible for the day-to-day operations of the team ... was named head baseball coach in 1992.
 - ◆ helped lead the team to five College World Series appearances — winning the NCAA National Championship in 1985.
- Ⓞ played professionally for Great Falls, Salinas and Bakersfield after his graduation from Fresno State University in 1977.
- Ⓞ was born on January 31, 1955, in San Mateo, CA.
- Ⓞ Brad and his wife, Mary, reside in Phoenix, AZ.

MEDICAL/ATHLETIC TRAINING STAFF

Dr. Stephen Adams — Team Physician

Dr. Adams was named the Cubs' team physician in January 2000 ... his affiliation with the club began in 1996 and he is in his 11th year.

- © is a professor of medicine at Northwestern University Feinberg School of Medicine and is Chief of the Division of Sports Medicine in the Department of Medicine ... is on the attending staff at Northwestern Memorial Hospital (NMH) and is the Medical Director of Emergency Preparedness/Disaster Services at NMH.
- © serves as the chairman of MLB's Medical Advisory Board.
- © received a bachelor's degree in mathematics from the University of Dayton and was awarded his medical degree from The Ohio State University College of Medicine.
- © completed his postgraduate medical education at Northwestern University Medical School, where he did a combined residency in internal medicine and emergency medicine.



Dr. Stephen Gryzlo — Team Orthopaedist

Dr. Gryzlo begins his third season as the team's orthopaedist ... is an assistant professor of clinical orthopaedic surgery at Northwestern University.

- © is a 1985 graduate of the Loyola University Stritch School of Medicine ... was a surgical intern and an orthopaedic resident at Northwestern University.
- © completed a sports medicine fellowship at the Kerlan-Jobe Orthopaedic Clinic in Inglewood, CA.
- © the Chicago native is a graduate of St. Patrick's High School on the northwest side ... graduated from Loyola University in 1981 with a bachelor's degree in biology.
- © Stephen and his wife, Estella Alonso, have three children: Grace, Andrew and Daniel.



Dr. Michael Schafer — Orthopaedic Consultant

Dr. Schafer is in his 27th season with the Cubs ... is a professor and chairman of the Department of Orthopaedic Surgery at Northwestern University Medical School.

- © during the 2000 Winter Meetings in Dallas, he was honored by the Professional Baseball Athletic Trainers Society (PBATS) with a 20-year physician's award for his contributions to baseball medicine.
- © graduated from the University of Iowa Medical School in 1967.
- © Michael and his wife, Eileen, have five children: Steven, Brian, Kathy, David and Daniel ... they also have eight grandchildren.



Mark O'Neal — Head Athletic Trainer

Mark joined the club in 2004 as head athletic trainer ... spent the previous 15 seasons in the St. Louis Cardinal's organization.

- © joined the Cardinals major league staff in 1998 as the medical and rehabilitation coordinator and was promoted to assistant athletic trainer in 2003.
 - ◆ oversaw the rehabilitation of all injured players with the big league club.
 - ◆ en route to the majors, he made stops in the Cardinals' farm system at Savannah (A), Arkansas (AA) and Louisville (AAA).
 - ◆ also worked as a trainer at the University of Arkansas-Little Rock and in the Arizona Fall League.
- © graduated from the University of Arkansas.
- © Mark and his wife, Stefanie, reside in Chicago, IL, during the off-season with their three children (Conner, Cade and Kyle).



Ed Halbur — Assistant Athletic Trainer

Ed is in his second season as assistant athletic trainer after joining the Cubs organization in 2003 as athletic trainer for the club's Triple-A affiliate (Iowa).

- Ⓞ before joining the Cubs, he spent the 1999-2002 seasons as an athletic trainer in the Detroit Tigers organization.
 - ◆ worked for both Oneona (A) and Erie (AA).
- Ⓞ graduated from the University of Nevada-Las Vegas with a bachelor of science degree in athletic training.
- Ⓞ earned a master's degree from the University of Nebraska Omaha in physical education and coaching.
- Ⓞ served as a graduate assistant at Creighton University and as an athletic trainer for football, baseball and soccer while in college.
- Ⓞ is a certified/licensed member of the National Athletic Trainers' Association (NATA) and is a member of the Professional Baseball Athletic Trainers Society (PBATS).
- Ⓞ was born in Denison, Iowa.
- Ⓞ Ed and his wife Sara, reside in Des Moines, IA.



Tim Buss — Strength/Conditioning Coordinator

Tim joined the Cubs in 2001 as strength and conditioning coordinator ... this is his second stint in the organization.

- Ⓞ worked in the Cubs minor league system in 1998-1999 during both the spring and Instructional League camps ... also served as strength and conditioning coach at Iowa (AAA) during both campaigns.
- Ⓞ spent the 2000 season working in the Los Angeles Dodgers organization as strength and conditioning coach at San Bernardino (A) and with the Dodgers' Instructional League club.
- Ⓞ received an associate's degree from Ellsworth Community College in Iowa Falls, IA, and a bachelor's degree in physical education from Iowa Wesleyan College.
- Ⓞ is a member of the National Strength and Conditioning Association and the International Fitness Professionals Association.
- Ⓞ was born in Dodgeville, WI, and resides in Mesa, AZ, during the off-season.



Justin Sharpe — Minor League Athletic Training Coordinator

Justin is in his second season as the Cubs' minor league athletic training coordinator.

- Ⓞ joined the organization in 2003 as the athletic trainer for West Tenn-AA.
- Ⓞ spent the 1997-2002 seasons as an athletic trainer in Atlanta's organization, working for Macon (A) and Eugene (R).
- Ⓞ was named the South Atlantic League's trainer of the year in 2002 and the Southern League trainer of the year in 2004.
- Ⓞ is a member of the National Strength and Conditioning Association and the International Fitness Professionals Association.
- Ⓞ earned his masters degree in athletic training from Fort Hays State in Hays, KS.
- Ⓞ received his bachelor's degree and served as head athletic trainer at Bethany College in Lindsborg, KS ... also played football for four years.
- Ⓞ Justin and his wife, Heather, reside in Higley, AZ, with their son, Jarod.



CUBS ATHLETIC TRAINING STAFF REGISTER

Cubs Head Athletic Trainers (Since 1922): Andy Lotshaw (1922-1952) ... Al Sheuneman (1953-1972) ... Gary Nicholson (1973-1976) ... Tony Garafolo (1977-1986) ... John Fierro (1987-1996) ... David Tumbas (1997-2003) ... Dave Groeschner (2004) ... Mark O'Neal (2005-2006)

Cubs Assistant Athletic Trainers (Since 1972): Gary Nicholson (1972) ... Dave Cilladi (1986-1992) ... Brett Fischer (1993-1994) ... Brian McCann (1995-1997) ... Steve Melendez (1998-2000) ... Sandy Krum (2001-2004) ... Ed Halbur (2005-2006)

PLAYER BIOGRAPHIES

#54 DAVID AARDSMA — RHP



FULL NAME: David Allan Aardsma
 BATS: Right THROWS: Right HEIGHT: 6-4 WEIGHT: 205 MLS: 0+62
 OPENING DAY AGE: 24, turns 25 on December 27
 BORN: 12/27/81 in Denver, CO RESIDES: Scottsdale, AZ
 CONTRACT STATUS: Signed through 2006
 FAMILY: Single
 HOW ACQUIRED: Traded from San Francisco 5/28/05 as part of a three-player deal

Aardsma's Statistics and Career Transactions

YEAR	TEAM	W-L	ERA	G	GS	CG	SHO	SV	IP	H	R	ER	HR	HB	BB	SO	WP	BK
2003	San Jose-A	1-1	1.96	18	0	0	0	8	18.1	14	4	4	2	0	7	28	0	0
2004	Fresno-AAA	6-4	3.09	44	0	0	0	11	55.1	46	21	19	2	4	29	53	1	0
	San Francisco	1-0	6.75	11	0	0	0	0	10.2	20	8	8	1	2	10	5	0	0
2005	Norwich-AA	6-2	2.93	9	8	0	0	0	46.0	44	17	15	2	0	13	30	2	0
	West Tenn-AA	4-1	3.91	33	3	0	0	2	50.2	48	22	22	3	4	32	43	1	0
MINOR LEAGUE TOTALS		17-8	5.03	104	11	0	0	21	107.1	152	64	60	9	8	81	154	4	0
MAJOR LEAGUE TOTALS		1-0	6.75	11	0	0	0	0	10.2	20	8	8	1	2	10	5	0	0

LAST MAJOR LEAGUE APPEARANCE: 8/28/04 @ Atlanta

SV/OPP: M.L. Career — 0/1 ... HOLDS: M.L. Career — 1 ... IR/IRS: M.L. Career — 8/3

2003 — Selected by San Francisco in 1st round (22nd player chosen) of draft (scout: Tom Korenek)
 2005 — Traded to Cubs 5/28 with P Jerome Williams for P LaTroy Hawkins and cash considerations

Aardsma: Facts and Information

David is in his first full season in the Cubs organization ... the right-hander was acquired in 2005 from San Francisco in a trade that sent LaTroy Hawkins to the Giants.

- Ⓢ drafted by the Giants in the first round (22nd player chosen) of the 2003 draft.
- Ⓢ attended Pennsylvania State University (State College) before transferring to Rice (TX) University.
 - ◆ the Owls won the 2003 National Championship ... David retired 15 of the 16 batters he faced in the College World Series.
- Ⓢ graduated from Cherry Creek High School in Denver, CO, in 2000.

Aardsma's 2005 Season

David opened the season in Norwich — the Giants Double-A affiliate — before being traded to the Cubs with pitcher Jerome Williams on May 28.

- Ⓢ went 6-2 with a 2.93 ERA in nine games (eight starts) for Norwich (AA), striking out 30 batters in 46.0 innings.
 - ◆ won three consecutive starts twice, doing so April 11-21 and May 9-20.
- Ⓢ spent the rest of the season at West Tenn (AA) in the Cubs organization, going 4-1 with 2 saves and a 3.91 ERA in 33 games (three starts).
- Ⓢ made his first appearance and earned his first win in the Cubs organization May 30 — allowed a run over 5.0 innings while striking out five Birmingham batters.
- Ⓢ was moved to the bullpen for good in mid-June and went 2-1 with a 4.93 ERA in 30 relief appearances ... struck out 29 batters in 34.2 innings on the mound.
- Ⓢ was unscored upon in 21 of his 42 combined appearances.
- Ⓢ struck out a season-high 7 batters June 16 in his last start of the season ... tossed 5.0 scoreless innings and earned the win against Mississippi.
- Ⓢ following the regular season, he appeared in 12 games for the Mesa Solar Sox in the Arizona Fall League ... struck out 18 batters in 18.2 innings.

Aardsma's Career Review

2004: Made his major-league debut with the Giants in just his second year in professional baseball ... made 11 relief appearances for the Giants, going 1-0 with a 6.75 ERA ... spent the majority of the season at Fresno (AAA) where he went 6-4 with 11 saves and a 3.09 ERA in 44 relief appearances.

- ⊙ was on the Giants' Opening Day roster and made his big league debut April 6 against the Astros ... earned the win in 2.0 scoreless relief innings.
- ⊙ began his major league career by tossing 2.2 scoreless innings in his first three games and allowed just one run over his first six games.
- ⊙ had six different stints on the major league roster.
- ⊙ worked 2.0 or more innings in 10 of his 44 relief appearances for Fresno.
- ⊙ had a season-best 9.1 consecutive-scoreless innings streak from May 18-May 31.
- ⊙ had a 2.27 ERA in his 25 home appearances for Fresno.

2003: Spent his first year in professional baseball at San Jose (A), appeared in 18 games.

- ⊙ earned a 1.96 ERA, as he was scored upon in just four of his outings.
- ⊙ picked up 8 saves on the season.
- ⊙ struck out 28 batters in 18.1 innings and held the opponents to a .212 average.

CAREER STATISTICAL BREAKDOWNS

	W-L-S	ERA	G	CG	IP	ER
TOTALS	1-0-0	6.75	11	0	10.2	8
Atlanta	0-0-0	8.00	1	0	2.0	2
Houston	1-0-0	1.00	1	0	2.0	0
Milwaukee	0-0-0	0.00	1	0	4.1	0
Los Angeles (NL)	0-0-0	0.00	2	0	1.2	0
Milwaukee	0-0-0	13.50	1	0	1.1	1
New York (NL)	0-0-0	6.75	2	0	1.1	1
Oakland	0-0-0	13.50	1	0	1.1	2
San Diego	0-0-0	10.80	3	0	1.2	2
March/April	1-0-0	4.50	7	0	6.0	3
May	0-0-0	6.75	2	0	1.1	1
July	0-0-0	13.50	1	0	1.1	2
August	0-0-0	9.00	1	0	2.0	2
Home	0-0-0	9.64	5	0	4.2	5
Road	1-0-0	4.50	6	0	6.0	3
Day	0-0-0	7.94	5	0	5.2	5
Night	1-0-0	5.40	6	0	5.0	3
Grass	1-0-0	6.75	11	0	10.2	8
Pre-ASG	1-0-0	6.23	10	0	8.2	6
Post-ASG	0-0-0	9.00	1	0	2.0	2
Reliever	1-0-0	6.75	11	0	10.2	8
ATL: Turner Field	0-0-0	9.00	1	0	2.0	2
HOU: Minute Maid Park	1-0-0	0.00	1	0	2.0	0
NY: Shea Stadium	0-0-0	6.75	2	0	1.1	1
SD: PETCO Park	0-0-0	0.00	2	0	0.2	0
SF: AT&T Park	0-0-0	9.64	5	0	4.2	5

#78 DENNIS ANDERSON — C

FULL NAME: Dennis Eugene Anderson
BATS: Switch **THROWS:** Right **HEIGHT:** 6-0 **WEIGHT:** 210 **MLS:** None
OPENING DAY AGE: 28
BORN: 2/1/78 in Tucson, AZ **RESIDES:** Tucson, AZ
CONTRACT STATUS: Signed through 2006
FAMILY: Single NON-ROSTER INVITEE
HOW ACQUIRED: Signed as a minor league free agent 1/6/06



Anderson's Statistics and Career Transactions

YEAR	TEAM	AVG	G	AB	R	H	2B	3B	HR	RBI	SH	SF	HP	BB	SO	SB	CS	E
1999	Utica-A	.188	30	96	10	18	1	1	1	8	3	1	1	7	28	2	0	6
2000	Kane County-A	.222	29	81	7	18	3	1	0	9	0	2	6	9	17	0	0	0
	Brevard County-A	.196	23	56	6	11	2	0	0	3	1	0	4	9	16	0	1	2
2001	Kane County-A	.236	78	242	43	57	14	2	6	35	2	3	14	37	45	2	3	7
2002	Kane County-A	.247	47	166	17	41	7	3	4	19	1	1	5	18	23	4	2	5
	Jupiter-A	.310	42	126	13	39	6	1	1	16	1	2	7	23	23	1	0	2
2003	Jupiter-A	.239	68	197	22	47	6	1	0	18	5	3	12	24	20	2	5	5
	Carolina-AA	.282	15	39	2	11	6	0	0	8	1	0	1	4	5	1	0	1
2004	Carolina-AA	.231	91	221	15	51	10	1	2	29	2	4	2	27	44	1	1	3
2005	Carolina-AA	.333	67	177	22	59	12	0	1	26	5	1	3	22	22	1	2	6
MINOR LEAGUE TOTALS		.251	490	1401	157	352	67	10	15	171	21	17	55	180	243	14	14	37

SLG: 2005 — .418

OBP: 2005 — .414

1999 — Selected by Florida in 25th round of draft (scout: David Finley)
 2005 — Elected free agency 10/15 ... Signed by Iowa (CUBS) 1/6/06

Anderson: Facts and Information

Dennis, a non-roster invitee, had spent his entire seven-year professional career in the Florida Marlins minor league system before being signed by the Cubs in January.

- Ⓢ attended Pima Community College (AZ) and the University of Arizona ... batted .353 in his final season for Arizona.
- Ⓢ graduated from Canyon del Oro High School in Tucson, AZ, in 1996.
- Ⓢ his uncle, Jeff Huson, was a major-league shortstop for eight clubs over 12 years, seeing action with Montreal, Texas, Baltimore, Milwaukee, Seattle, Anaheim and the Cubs.

Anderson's 2005 Season

Dennis saw action in 67 games for Carolina (AA) in his final season within the Florida Marlins organization ... batted .333 with 12 doubles and 26 RBI.

- Ⓢ notched four hits in back-to-back games April 21 and 23 – went 4-for-4 with a double and 3 RBI in both contests.
- Ⓢ threw out 11 of the 61 baserunners who attempted to steal off him.

Anderson's Career Review

2004: Dennis spent his first full season above the Class-A level and batted .231 in a career-high 91 games for Carolina (AA).

- Ⓢ recorded the first pinch-hit homer of his professional career July 4 against Jacksonville – a three-run shot in the sixth inning.
- Ⓢ had a season-high 4 RBI on September 3 against Jacksonville, going 3-for-4 with a pair of doubles.

2003: Combined to hit .246 in 83 games for Jupiter (A) and Carolina (AA).

- Ⓢ spent the majority of the season at Jupiter, where he batted .239 with 6 doubles and 18 RBI.
- Ⓢ also had two stints on the Carolina roster, going 11-for-39 (.282) with 6 doubles and 8 RBI in 15 games for the Mudcats.

2002: Split the season between Jupiter (A) and Kane County (A).

- Ⓢ batted .247 at Kane County in 47 games with 7 doubles, 3 triples and 4 home runs.
- Ⓢ homered in back-to-back games (May 9-10) for the Cougars, collecting 2 RBI in each of the contests.
- Ⓢ saw action in 42 games at Jupiter, where he hit .310 with 6 doubles and 16 RBI.
- Ⓢ had 23 combined multi-hit games.

2001: Belted a career-high 6 home runs at Kane County (A).

- Ⓢ hit .329 in his first 24 games of the season with 4 doubles, 2 homers and 13 RBI.

2000: Split the campaign between Kane County (A) and Brevard County (A), combining to bat .212 in 52 games.

- Ⓢ had a career-high 4 hits May 8 against Fort Wayne, recording a pair of doubles and 2 RBI in the contest.

1999: Made his professional debut for Utica (A) on June 16 – went 1-for-4 with a run scored in the contest.

- Ⓢ batted .188 in 30 games with 8 RBI.
- Ⓢ hit his first professional home run in an August 5 contest against Staten Island ... was 2-for-4 on the day and collected 4 RBI – half of his season total.

#8 MICHAEL BARRETT — C



FULL NAME: Michael Patrick Barrett

BATS: Right THROWS: Right HEIGHT: 6-3 WEIGHT: 210 MLS: 6+152

OPENING DAY AGE: 29, turns 30 on October 22

BORN: 10/22/76 in Atlanta, GA RESIDES: Atlanta, GA

CONTRACT STATUS: Signed through 2007

FAMILY: Married — Stephanie ... Children — Grace

HOW ACQUIRED: Traded from Oakland 12/16/03 for player to be named later

Barrett's Statistics and Career Transactions

YEAR	TEAM	AVG	G	AB	R	H	2B	3B	HR	RBI	SH	SF	HP	BB	SO	SB	CS	E
1995	Gulf Coast-R Vermont-A	.311 .100	50 3	183 10	22 0	57 1	13 0	4 0	0 0	19 0	1 0	1 0	0 0	15 1	19 1	7 0	6 0	25 0
1996	Delmarva-A	.238	129	474	57	113	29	4	4	62	2	5	9	18	42	5	11	15
1997	West Palm Beach-A	.284	119	423	52	120	30	0	8	61	2	10	5	36	49	7	4	13
1998	Harrisburg-AA Montreal	.320 .304	120 8	453 23	78 3	145 7	32 2	0 0	19 1	87 2	2 0	4 0	2 1	27 3	43 6	7 0	6 0	12 3
1999	Ottawa-AAA Montreal	.429 .293	2 126	7 433	1 53	3 127	0 32	0 3	0 8	0 52	0 0	0 1	0 3	1 32	0 39	0 0	1 2	1 14
2000	Ottawa-AAA# Montreal	.358 .214	31 89	120 271	21 28	43 58	7 15	0 1	2 1	19 22	0 1	0 1	0 1	2 23	13 35	10 0	1 1	0 15
2001	Montreal	.250	132	472	42	118	33	2	6	38	4	3	2	25	54	2	1	7
2002	Montreal	.263	117	376	41	99	20	1	12	49	6	5	1	40	65	6	3	9
2003	Edmonton-AAA# Montreal	.333 .208	2 70	6 226	2 33	2 47	1 9	0 2	0 10	0 30	0 2	0 1	0 2	0 21	0 37	0 0	0 0	0 1
2004	CUBS	.287	134	456	55	131	32	6	16	65	4	8	5	33	64	1	4	6
2005	CUBS	.276	133	424	48	117	32	3	16	61	2	4	7	40	61	0	3	6
MAJOR LEAGUE TOTALS		.263	809	2681	303	704	175	18	70	319	19	23	22	217	361	9	14	61
CUBS TOTALS		.282	267	880	103	248	64	9	32	126	6	12	12	73	125	1	7	12

#Injury Rehabilitation Assignment

SLG: 2005 — .479 ... ML Career — .420

OBP: 2005 — .345 ... ML Career — .320

PCT	G	PO	A	E	TC	DP	PB	2005/CAREER	PCT	G	PO	A	E	TC	DP	PB
.994	122	870	51	6	927	8	4	Catcher	.992	651	4441	265	37	4743	41	48
								Third Base	.915	124	68	192	24	284	14	—
								First Base	1.000	6	27	1	0	28	4	—
								Shortstop	1.000	2	0	1	0	1	0	—
.994	870	51	6	927	8	4	ML TOTALS	.988	4536	459	61	5056	59	48		

LAST GAME AT FIRST BASE: 9/17/02 @ Florida ... LAST GAME AT THIRD BASE: 9/9/00 @ Atlanta ...

LAST GAME AT SHORTSTOP: 9/29/99 vs. Florida

- 1995 — Selected by Montreal in 1st round (28th player chosen) of draft (scout: Hank Sargent)
- 1999 — On disabled list 6/23-7/11 ... sprained left shoulder ... included injury rehabilitation assignment to Ottawa (7/9-7/10)
- 2003 — On disabled list 7/27-9/10 ... strained right hip flexor, fractured index finger ... included injury rehabilitation assignment to Edmonton (8/8-8/10)
- 2003 — Traded to Oakland 12/15 (Montreal acquired P Brett Price to complete deal 12/19)
- 2003 — Traded to Cubs 12/16 for a player to be named later (Damian Miller)

MICHAEL BARRETT'S CAREER BESTS

2-HOMER GAMES: 3, most recently 6/7/05 vs. Toronto
GRAND SLAMS: 1, 5/28/04 @ Pittsburgh (Mike Johnston)
PINCH HOMERS: 1, 5/28/04 @ Pittsburgh (Mike Johnston)
MOST HITS: 3 (31 times), most recently 8/12/2005 vs. St. Louis
MOST RBI: 6, 4/10/02 @ Florida ... also has one 5-RBI game and five 4-RBI games

MOST RUNS SCORED: 3 (four times), most recently 7/8/05 @ Florida
LONGEST HITTING STREAK: 12 games (twice), most recently 8/14-8/28/04 ... also has an 11-game hitting streak

Barrett: Facts and Information

- Michael was acquired by the Cubs (from Oakland) in December 2003 – just one day after the A's acquired him from Montreal for a player to be named later ... prior to the trade, he had spent his entire career with Montreal.
- Ⓢ the backstop was one of four National League catchers to hit at least 10 homers during each of the 2002-2005 seasons, joining Jason LaRue, Mike Lieberthal and Mike Piazza.
 - Ⓢ during his eight-year career, pitchers have a 4.26 ERA when he is behind the plate ... has a 21.6-percent caught stealing average.
 - ◆ in addition to catching 651 career games (608 starts), he has seen action in 124 games at third base (114 starts), 6 games at first base (2 starts) and 2 games at shortstop.
 - Ⓢ was originally drafted by Montreal as a shortstop, but was converted to a catcher at the end of the 1995 Instructional League campaign.
 - Ⓢ is a 1995 graduate of Pace Academy in Atlanta ... as a senior, he was the *Gatorade* state player of the year and was selected to the all-USA high school baseball team.
 - Ⓢ played for the USA Baseball junior national team in 1994.
 - Ⓢ his cousin, Scott Fletcher, spent parts of 15 seasons playing for the Cubs, the White Sox, Texas, Milwaukee, Boston and Detroit.
 - Ⓢ focuses his charitable efforts on children, working with the Make-A-Wish Foundation and with local children's hospitals.

Barrett's 2005 Season

- Michael won his first career Silver Slugger Award in a season in which he batted .276 with 32 doubles, 16 home runs and 61 RBI.
- Ⓢ his 16 homers ranked second among National League catchers, as only New York's Mike Piazza hit more (19).
 - Ⓢ tied his career mark in homers and appeared in the second-highest number of games in his career (133) ... fell 1 double shy and 4 RBI shy of his career mark in those categories.
 - Ⓢ finished fourth on the club with 22 two-out RBI.
 - Ⓢ batted .286 with 8 RBI when he came to bat with the bases loaded.
 - Ⓢ hit better than .300 in May, July and August ... his best month of the season was May, when he hit .348 with 11 RBI in 21 games.
 - Ⓢ recorded a .320 average off left-handed pitchers, going 40-for-125 with 13 doubles, 7 homers and 24 RBI.
 - Ⓢ had a season-best nine-game hitting streak from May 7-May 18 ... batted .387 with 2 doubles, a homer and 6 RBI.
 - Ⓢ recorded his third career 2-homer game June 7 against Toronto, hitting a pair of solo roundtrippers.
 - Ⓢ drove in a season-high 4 runs June 14 in a 14-0 defeat of Florida, hitting a sacrifice fly in the sixth inning and a 3-run homer in the eighth inning.
 - Ⓢ tied his career mark in homers on the final day of the season, hitting a solo homer off Houston's Roy Oswalt in a 6-4 loss to the Astros.

Barrett's Career Review

- 2004:** Michael had one of his most productive years at the plate in his first season with the Cubs, establishing career marks in homers (16) and RBI (65) while batting .287.
- Ⓢ had 32 doubles and 6 triples.
 - Ⓢ struck out just 64 times in 506 plate appearances.
 - Ⓢ had 38 multi-hit games and 13 multi-RBI affairs.
 - Ⓢ ranked eighth in the National League among catchers with a .994 fielding percentage.
 - Ⓢ hit safely in 12 straight games August 14-28 for his third career double-digit hitting streak ... batted .396 over the span.
 - Ⓢ was most productive in 46 games in July and August, batting .316 with 13 doubles, 4 triples, 4 homers and 18 RBI.
 - ◆ hit .300 or better for the months of April, May, July and August.
 - Ⓢ made his first Cubs Opening Day start (and the sixth of his big league career) April 5 at Cincinnati ... went 2-for-4 with a triple and 1 RBI.

- Ⓢ recorded his first career multi-homer game April 15 vs. Pittsburgh, taking Josh Fogg deep twice in a 10-5 Cub win.
 - ◆ had his second career 2-homer game just over a month later, hitting a pair of solo homers off St. Louis' Chris Carpenter in a 7-6 Cardinals victory on May 21.
- Ⓢ hit a pinch grand slam off Pittsburgh's Mike Johnston in the first game of a doubleheader on May 28 ... it was his first career grand slam as well as his first career pinch homer.

- 2003:** Was at his defensive best in his final season with Montreal, recording a .998 fielding percentage and committing just 1 error ... at the plate, he batted .208 with 10 homers and 30 RBI in 70 games.
- Ⓢ caught 4 of the 10 shutouts hurled by Montreal pitchers – and threw out 10 of the 26 baserunners who attempted to steal off him.
 - Ⓢ struck out just 37 times in 252 plate appearances.

- © had his best stretch at the plate June 29-July 25, as he hit .370 with 4 homers and 15 RBI over a 16-game span.
 - ◆ on July 26 he strained his right hip flexor and was placed on the disabled list.
 - ◆ while on an injury rehab stint at Edmonton (AAA), he fractured his left index finger during a play at the plate ... was not activated until September 10.

2002: Batted .263 with 49 RBI in 117 games.

- © opened the season by homering in back-to-back games for the first time in his career ... on April 2 vs. Florida, he doubled and hit a solo shot, then followed up with another solo homer April 3.
 - ◆ the Opening Day start was his fourth in as many years.
- © had one of the best months of his career in April, as he hit .348 (24-69) with 8 doubles, 4 homers and 17 RBI ... also scored 10 runs and had 8 multi-hit games in 21 contests.
- © was the N.L. co-Player of the Week for April 8-April 14 after batting .467 (7-15) with 2 doubles, 2 homers and 13 RBI.
 - ◆ kicked off the week April 8 at Florida by driving in 5 runs ... tagged A.J. Burnett for a 2-run double in the 4th inning, then followed up with a 3-run homer off Burnett in his next at-bat.
 - ◆ established his career RBI mark in his next game, driving in 6 runs April 10 at Florida ... hit a sacrifice fly, a 3-run double and a 9th-inning 2-run homer ... set a club record with his 2-game 11-RBI span.
- © had 29 multi-hit games.
- © hit safely in seven straight games August 15-August 24, homering twice and driving in 7 runs.
- © saw action in his first six career games at first base — including two starts.

2001: Became Montreal's everyday catcher in his third season, playing in a career-high 132 games ... batted .250 with 41 extra-base hits and 38 RBI.

- © led all N.L. catchers with 33 doubles.
- © had a career-high 12-game hitting streak June 10-June 24, batting .340 (17-50) with 6 extra-base hits and 6 RBI.
- © had a .993 fielding percentage, committing 7 errors in 938 total chances.
- © made his first career Opening Day start as a catcher.

2000: Struggled in his sophomore season, bouncing between Montreal and Ottawa (AAA).

- © hit .214 in 89 games for Montreal ... had 15 doubles and 22 RBI in three stints with the big league club.
- © saw action at both third base (55 games) and catcher (28 games).
- © batted .358 in 31 Triple-A games with 13 multi-hit contests.

1999: Spent his first full season with Montreal, where he batted .293 with 8 homers and 52 RBI.

- © led all N.L. rookies with 32 doubles ... also ranked among rookie leaders in hits (sixth), extra-base hits (third), RBI (eighth), runs (eighth) and multi-hit games (sixth).
- © struck out just 39 times in 469 plate appearances.
- © split the year defensively between third base and catcher, appearing in 66 games (62 starts) at third and 59 behind the plate (51 starts) ... also saw action in two games at shortstop.
 - ◆ made his first career Opening Day start at third.
- © had an 11-game hitting streak August 20-September 3, batting .419 (18-43) with 2 homers and 9 RBI.
- © had his first career 4-RBI game August 23 vs. St. Louis, going 3-for-5 with a 3-run homer.
- © also drove in 4 runs September 12 at San Diego — including a 3-run roundtripper.

1998: Received a September call-up to Montreal, hitting .304 in 8 games in his first big league stint.

- © made his major league debut September 19 at Philadelphia, starting at third base.
- © recorded his first hit the next day — a single off Philadelphia's Paul Byrd ... homered off Byrd in his next at-bat.
- © spent most of the year at Harrisburg (AA), where he batted .320 with 32 doubles, 19 homers and 87 RBI.
 - ◆ was selected to the Eastern League all-star team.

1997: Batted .284 in 119 games for West Palm Beach (A) with 30 doubles, 8 homers and 61 RBI — earning Florida State League all-star honors.

1996: The one-time shortstop switched positions in the off-season, spending the season as a catcher for Delmarva (A).

- © had a .980 fielding percentage in his first season as a backstop — and participated in the South Atlantic all-star game ... hit .238 with 29 doubles and 62 RBI.

1995: Saw action at Gulf Coast (Rookie) and Vermont (A) during his first professional campaign.

Barrett's 2005 and Career Statistical Breakdowns

AVG	AB	H	HR	RBI	2005/CAREER	AVG	AB	H	HR	RBI	CAREER BY PARK	AVG	AB	H	HR	RBI	
.276	424	117	16	61	TOTALS	.263	2681	704	70	319	ATL: Turner Field	.261	142	37	6	16	
.320	25	8	1	5	Arizona	.269	119	32	2	16	AZ: Chase Field	.310	58	18	2	8	
.278	18	5	0	2	Atlanta	.254	244	62	7	26	BAL: Camden Yards	.294	17	5	0	1	
.000	0	0	0	0	Baltimore	.294	17	5	0	1	BOS: Fenway Park	.125	8	1	0	0	
.429	7	3	0	3	Boston	.282	39	11	0	6	CHI: WRIGLEY FIELD	.259	494	128	19	64	
.000	5	0	0	0	Chicago (AL)	.200	25	5	0	3	CIN: Cinyerg Field	.458	24	11	1	3	
.000	0	0	0	0	Chicago (NL)	.264	87	23	1	11	CIN: Great American	.432	37	16	1	7	
.349	43	15	2	7	Cincinnati	.331	142	47	3	17	COL: Coors Field	.250	60	15	2	5	
.000	0	0	0	0	Cleveland	.000	7	0	0	0	CWS: U.S. Cellular Field	.158	19	3	0	2	
.375	16	6	0	0	Colorado	.266	128	34	3	10	DET: Comerica Park	.333	6	2	0	0	
.000	0	0	0	0	Detroit	.333	6	2	0	0	FLA: Dolphins Stadium	.229	83	19	3	14	
.296	27	8	1	7	Florida	.238	172	41	7	31	HOU: Astrodome	.211	19	4	0	1	
.296	54	16	1	7	Houston	.292	178	52	3	16	HOU: Minute Maid Park	.386	70	27	1	9	
.000	0	0	0	0	Kansas City	.143	7	1	0	0	LAA: Angel Stadium	.154	13	2	0	2	
.000	0	0	0	0	Los Angeles (AL)	.091	22	2	0	2	LAD: Dodger Stadium	.255	47	12	1	6	
.143	14	2	1	2	Los Angeles (NL)	.235	119	28	2	9	MIL: County Stadium	.143	21	3	0	1	
.182	44	8	2	6	Milwaukee	.241	174	42	5	17	MIL: Miller Park	.260	77	20	3	8	
.143	7	1	0	0	New York (AL)	.304	23	7	1	1	MON: Olympic Stadium	.259	829	215	15	87	
.400	15	6	1	5	New York (NL)	.268	228	61	6	35	NY: Shea Stadium	.264	121	32	1	17	
.000	0	0	0	0	Oakland	.250	20	5	0	3	NY: Yankee Stadium	.304	23	7	1	1	
.188	16	3	0	0	Philadelphia	.286	192	55	5	22	OAK: McAfee Coliseum	.333	6	2	0	0	
.189	37	7	1	3	Pittsburgh	.251	179	45	6	22	PHI: Citizens Bank Park	.176	17	3	0	0	
.313	32	10	1	2	St. Louis	.276	185	51	6	22	PHI: Veterans Stadium	.287	87	25	2	14	
.158	19	3	0	3	San Diego	.255	102	26	3	13	PIT: PNC Park	.310	71	22	3	12	
.263	19	5	3	4	San Francisco	.246	126	31	5	15	PIT: Three Rivers	.242	33	8	0	3	
.000	0	0	0	0	Seattle	.222	9	2	0	2	PR: Bithorn Stadium	.063	32	2	2	2	
.000	0	0	0	0	Tampa Bay	.200	25	5	0	4	SD: PETCO Park	.316	19	6	1	5	
.000	0	0	0	0	Texas	.250	4	1	1	1	SD: Qualcomm Stadium	.250	36	9	1	6	
.600	10	6	2	2	Toronto	.257	70	18	3	9	SEA: Safeco Field	.222	9	2	0	2	
.313	16	5	0	3	Washington	.313	32	10	1	5	SF: 3Com Park	.143	7	1	0	0	
.225	71	16	2	9	March/April	.255	463	118	17	66	SF: AT&T Park	.240	50	12	3	8	
.348	66	23	3	11	May	.277	441	122	13	47	STL: Busch Stadium	.208	101	21	1	7	
.234	77	18	4	16	June	.223	453	101	8	51	TB: Tropicana Field	.286	7	2	0	0	
.301	73	22	2	9	July	.280	435	122	12	54	TOR: Rogers Centre	.267	30	8	1	5	
.319	69	22	2	8	August	.300	433	130	7	51	WAS: RFK Stadium	.500	8	4	0	3	
.235	68	16	3	8	Sept./Oct.	.243	456	111	13	50							
.271	203	55	9	27	Home	.257	1302	334	35	148							
.281	221	62	7	34	Road	.268	1379	370	35	171							
.265	196	52	5	20	Day	.266	927	247	28	114							
.285	228	65	11	41	Night	.261	1754	457	42	205							
.276	424	117	16	61	Grass	.266	1628	433	49	204							
.000	0	0	0	0	Artificial	.257	1053	271	21	115							
.264	239	63	9	38	Pre-ASG	.256	1505	385	43	185							
.292	185	54	7	23	Post-ASG	.271	1176	319	27	134							
.320	125	40	7	24	vs. LHP	.250	743	186	16	77							
.258	299	77	9	37	vs. RHP	.267	1938	518	54	242							
.308	107	33	5	46	Runners in Scoring Position	.267	681	182	17	237							
.286	14	4	0	8	Bases Loaded	.274	62	17	1	44							
.231	13	3	0	1	Pinch Hitting	.222	45	10	1	10							
.000	2	0	0	0	Designated Hitter	.000	2	0	0	0							

IMPORTANT DATES IN 2006

February 28.....Mandatory spring training reporting date	September 1.....Active rosters increased to 40 players
March 13.....First date players may be assigned to minor league clubs	October 5.....Division Series begins
March 29.....Last day to request unconditional release waivers on a player without having to pay full 2006 salary	October 12.....League Championship Series begins
April 2.....Rosters reduced to 25 players	October 23.....World Series begins
April 3.....Cubs Opening Day (at Cincinnati)	November 20.....Day to file reserve lists for all minor league level and major league teams
April 7.....Wrigley Field Home Opener (vs. St. Louis)	December 7.....Last date for former club of player who declared free agency to offer salary arbitration
June 6-7.....June first-year player draft	December 7.....Major League Rule 5 draft
July 11.....All-Star Game (at Pittsburgh's PNC Park)	December 19.....Last date for free agents to accept arbitration
July 31.....Last day to trade a player without securing waivers	
August 31.....Deadline for postseason rosters	

#24 HENRY BLANCO — C



FULL NAME: Henry Ramon Blanco
 BATS: Right THROWS: Right HEIGHT: 5-11 WEIGHT: 220 MLS: 7+136
 OPENING DAY AGE: 34, turns 35 on August 29
 BORN: 8/29/71 in Caracas, Venezuela RESIDES: Guarenas, Venezuela
 CONTRACT STATUS: Signed through 2006
 FAMILY: Married — Marielis Useche (Bautista) ... Children — Henry Jr., Hernis and Heyner
 HOW ACQUIRED: Signed as a free agent 12/8/04

Blanco's Statistics and Career Transactions

YEAR	TEAM	AVG	G	AB	R	H	2B	3B	HR	RBI	SH	SF	HP	BB	SO	SB	CS	E
1990	Gulf Coast-R	.219	60	178	23	39	8	0	1	19	0	4	1	26	41	7	2	11
1991	Vero Beach-A	.143	5	7	0	1	0	0	0	0	0	0	0	2	0	0	0	0
	Great Falls-R	.255	62	216	35	55	7	1	5	28	2	3	1	27	39	3	6	8
1992	Bakersfield-A	.234	124	401	42	94	21	2	5	52	10	9	9	51	91	10	6	14
1993	San Antonio-AA	.195	117	374	33	73	19	1	10	42	2	1	4	29	80	3	3	16
1994	San Antonio-AA	.230	132	405	36	93	23	2	6	38	5	3	2	53	67	6	6	21
1995	San Antonio-AA	.255	88	302	37	77	18	4	12	48	0	0	4	29	52	1	1	11
	Albuquerque-AAA	.227	29	97	11	22	4	1	2	13	1	2	0	10	23	0	0	2
1996	San Antonio-AA	.267	92	307	39	82	14	1	5	40	3	5	0	28	38	2	3	13
	Albuquerque-AAA	.167	2	6	1	1	0	0	0	0	0	0	0	0	3	0	0	0
1997	Albuquerque-AAA	.313	91	294	38	92	20	1	6	47	1	3	1	37	63	7	4	3
	Los Angeles	.400	3	5	1	2	0	0	1	1	0	0	0	0	1	0	0	0
1998	San Bernardino-A#	.316	7	19	5	6	1	0	2	3	0	0	0	4	6	1	0	0
	Albuquerque-AAA#	.269	48	134	19	36	11	0	4	23	0	2	0	22	27	2	0	4
1999	Colorado Springs-AAA	.333	15	57	8	19	4	0	3	12	1	1	0	1	12	0	1	1
	Colorado	.232	88	263	30	61	12	3	6	28	3	2	1	34	38	1	1	5
2000	Indianapolis-AAA#	.333	1	3	1	1	1	0	0	0	0	0	0	1	0	0	0	0
	Milwaukee	.236	93	284	29	67	24	0	7	31	0	4	0	36	60	0	3	5
2001	Milwaukee	.210	104	314	33	66	18	3	6	31	5	2	2	34	72	3	1	6
2002	Atlanta	.204	81	221	17	45	9	1	6	22	2	5	1	20	51	0	2	3
2003	Atlanta	.199	55	151	11	30	8	0	1	13	3	1	1	10	21	0	0	1
2004	Minnesota	.206	114	315	36	65	19	1	10	37	11	3	3	21	56	0	3	7
2005	CUBS	.242	54	161	16	39	6	0	6	25	4	2	0	11	24	0	0	1
MAJOR LEAGUE TOTALS		.219	592	1714	173	375	96	8	43	188	28	19	8	166	323	4	10	28
CUBS TOTALS		.242	54	161	16	39	6	0	6	25	4	2	0	11	24	0	0	1

#Injury Rehabilitation Assignment

SLG: 2005 — .391 ... ML Career — .359

OBP: 2005 — .287 ... ML Career — .288

PCT	G	PO	A	E	TC	DP	PB	2005/CAREER	PCT	G	PO	A	E	TC	DP	PB
.998	54	407	31	1	439	2	2	Catcher	.993	575	3477	323	28	3828	48	30
								First Base	1.000	1	5	0	0	5	0	—
								Third Base	---	1	0	0	0	0	0	—
								Left Field	---	1	0	0	0	0	0	—
.998	407	31	1	439	2	2	2	ML TOTALS	.993	3482	323	28	333	48	30	

LAST GAME AT FIRST BASE: 9/28/97 @ Colorado ... LAST GAME AT THIRD BASE: 7/25/97 vs. Philadelphia ...

LAST GAME AT LEFT FIELD: 7/28/99 vs. Houston

DIVISION SERIES STATISTICS

YEAR	TEAM/OPP	AVG	G	AB	R	H	2B	3B	HR	RBI	SH	SF	HP	BB	SO	SB	CS	E
2002	Atl vs. SF	.167	2	6	0	1	0	0	0	0	0	0	0	0	2	0	0	0
2003	Atl vs. CUBS																	
2004	Min vs. NY (AL)	.250	4	8	1	2	0	0	1	2	1	1	0	0	2	0	0	1
DIVISION SERIES TOTALS		.214	6	14	1	3	0	0	1	2	1	1	0	0	4	0	0	1

1989 – Signed as non-drafted free agent Los Angeles 11/12
 1998 – On disabled list 3/22-7/29 ... right shoulder surgery ... included injury rehabilitation assignments to San Bernardino (5/19-5/27) and Albuquerque (7/9-7/29)
 1998 – Granted free agency 10/15 ... signed by Colorado (Colorado Springs) 11/23
 1999 – Traded to Milwaukee 12/13 as part of a three-team deal in which Colorado traded P Jamey Wright to Milwaukee and P Justin Miller and cash to Oakland, Oakland traded P Jimmy Haynes to Milwaukee and Milwaukee traded IF Jeff Cirillo, P Scott Karl and cash to Colorado
 2000 – On disabled list 4/15-5/2 ... laceration, right index finger ... included injury rehabilitation assignment to Indianapolis (4/30-5/2)
 2002 – Traded to Atlanta 4/20 for P Jose Cabrera and C Paul Bako
 2002 – On disabled list 8/12-8/27 ... strained left oblique
 2003 – Elected free agency 10/13 ... signed by Minnesota 12/18
 2004 – Elected free agency 10/28 ... signed by Cubs 12/8

Blanco: Facts and Information

Henry signed with the Cubs as a free agent in December 2004.

- ⊙ prior to joining the Cubs, Blanco saw big league action with Los Angeles (1997), Colorado (1999), Milwaukee (2000-2001), Atlanta (2002-2003) and Minnesota (2004).
- ⊙ has thrown out 41.7-percent of baserunners attempting to steal off him during his career.
 - ◆ ranks first among big league catchers in caught stealing ratio since 1999 (minimum 300 appearances).
- ⊙ has seen postseason action with Atlanta (2002) and Minnesota (2004).
- ⊙ attended Antonio Jose de Sucre High School in Venezuela.

Blanco's 2005 Season

Henry hit a career-high .242 in his first season with the Cubs.

- ⊙ saw action in 54 games, throwing out 19 of 39 baserunners (48.7 percent).
 - ◆ made 48 starts ... the Cubs were 27-21 in his starts.
- ⊙ recorded a 3.58 catcher's earned run average.
 - ◆ the catcher's ERA was the second-lowest of his career (2.94 with Atlanta in 2002).
- ⊙ hit safely in 22 of his last 37 games, going 32-for-111 (.288) with 22 RBI over the span.
- ⊙ drove in a season-high 3 runs on two occasions, hitting a bases-loaded double off Florida's John Riedling on August 28 and then driving in 3 of the Cubs' 6 runs on August 30 in a 6-3 defeat of Los Angeles.
- ⊙ tied a career high by collecting 4 hits in the contest July 24 in St. Louis ... it was his second career 4-hit game.
- ⊙ hit his first homer of the season May 3 at Milwaukee off Chris Capuano ... the solo shot was his first home run since September 20, 2004.
- ⊙ collected his first hit in a Cub uniform on April 21, singling off St. Louis' Chris Carpenter.
- ⊙ made his Cub debut April 9, catching a combined one-hitter hurled by Carlos Zambrano, Chad Fox and LaTroy Hawkins in a 4-0 defeat of Milwaukee.

Blanco's Career Review

2004: Henry worked in a career-high 114 games in his only season with Minnesota ... signed as a free agent with the Twins in December 2003.

- ⊙ hit 19 doubles, 1 triple and 10 homers ... scored a career-high 36 runs and had 37 RBI.
- ⊙ started a career-high 95 games behind the plate.
 - ◆ threw out 25 of 56 baserunners (44.6 percent).
- ⊙ had 16 multi-hit games and 8 multi-RBI games ... the Twins were 8-0 in his multi-RBI contests.
- ⊙ recorded his second career multi-homer game April 10 at Detroit, hitting a 2-run homer off Jason Johnson and a solo homer off Danny Patterson (10-5 win).
- ⊙ posted his first career 4-hit game April 14 at Cleveland, falling a triple short of the cycle.
 - ◆ was 4-for-4 with a double and a 2-run homer off Jeff D'Amico.

2003: Spent his final season with the Braves, posting a career-best .996 fielding percentage.

- ⊙ appeared in 55 games.
- ⊙ had a season-high 3 RBI July 10 at Chicago.
- ⊙ tied his career high when he notched 3 hits July 20 vs. New York ... doubled and drove in a pair of runs.
- ⊙ committed just 1 error in 281 total chances.
 - ◆ participated in 4 double plays.

2002: Became Greg Maddux's personal catcher after being traded to Atlanta in the off-season.

- Ⓢ hit an extra-inning, game-winning homer against his former team May 2 at Milwaukee.
 - ◆ the 10th inning solo shot came off Mike DeJean in the 3-2 Atlanta victory.
- Ⓢ was on the disabled list August 12-27 with a strained left oblique.
- Ⓢ tied a career high with his eighth career 3-hit game September 29 at New York.

2001: Saw action in 104 games for Milwaukee.

- Ⓢ threw out 42.3-percent of runners attempting to steal (30 of 71).
- Ⓢ made his first career Opening Day start April 2 at Los Angeles.
- Ⓢ scored 4 runs in the September 27 game in Arizona ... was 3-for-4 with 3 RBI in the contest.
- Ⓢ hit safely in seven straight games July 16-28 (tying a career-high) and recorded 4 RBI over the span.

2000: Went to Milwaukee as part of a six-player, three-team trade in December 1999, moving to his third club in as many years.

- Ⓢ established career marks in hits, doubles, walks.
- Ⓢ hit .236 in 93 games for the Brewers.
- Ⓢ surpassed the 20-doubles mark for the first time in his Major League career, hitting 24 two-base hits and 7 homers ... had 31 RBI.
- Ⓢ threw out 38 of 66 (57.6 percent) runners attempting to steal.
- Ⓢ was on the disabled list April 15-May 2 with a laceration on his right index finger.
- Ⓢ on May 12, he hit his first career grand slam off Pittsburgh's Jason Schmidt ... the second-inning homer put the Brewers on top for good in a 6-1 win over the Pirates.

1999: Signed as a free agent with Colorado prior to the 1999 season and saw his most extensive time in the majors.

- Ⓢ appeared in 88 games for the Rockies, batting .232 with 21 extra-base hits and 28 RBI.
 - ◆ had a .992 fielding percentage, committing just 5 errors in 625 total chances.
- Ⓢ his contract was selected May 1 — and he had a seven-game hitting streak that began four days later (May 5-17).
- Ⓢ had 16 multi-hit games, including three 3-hit affairs.
- Ⓢ on July 22, he hit a pair of homers against his former team in a 12-11 Colorado win.
 - ◆ hit a 2-run homer in the 5th inning off Onan Masaoka to put the Rockies on top for good ... added a solo shot off Alan Mills in the 7th for insurance.
 - ◆ it was his first career 2-homer game.
- Ⓢ hit .333 with 12 RBI in 15 games for Colorado Springs (AAA).
 - ◆ had a nine-game hitting streak, going 15-for-36 April 8-21.

1998: Spent more than half the season on the disabled list, as he opened the year recovering from right shoulder surgery ... was on a rehabilitation assignment to San Bernardino (A) when he fractured his right hand and returned to the disabled list.

- Ⓢ batted .269 with 11 doubles and 23 RBI in 48 games at Albuquerque (AAA).
- Ⓢ ranked third in the Pacific Coast League in caught stealing percentage, as he threw out 13 of 23 (57 percent) baserunners.

1997: Made his major league debut with Los Angeles, as he had two stints with the big league club.

- Ⓢ was recalled July 25 and made his debut that evening, pinch hitting for pitcher Chan Ho Park.
 - ◆ singled in his first at-bat off Philadelphia's Scott Ruffcorn — and stayed in the game at third base in an 8-1 Dodger win.
 - ◆ was optioned July 28.
- Ⓢ had another late-season stint with the big league club as a September call-up.
 - ◆ hit his first big league homer in his final game of the season ... hit a solo shot in the fourth inning off Colorado's John Thomson (13-9 loss).
- Ⓢ hit .313 in 91 games at Triple-A (Albuquerque) ... had 20 doubles, 6 homers and 47 RBI.

1996: Worked as a catcher for the first time in his career, hitting .267 and driving in 40 runs at San Antonio (AA).

- Ⓢ threw out 38 of 92 runners attempting to steal (41.0 percent).
- Ⓢ appeared in two games for Albuquerque (AAA).

1995: Saw his first action at Triple-A (Albuquerque), batting .227 with 7 extra-base hits and 13 RBI.

- Ⓢ hit .255 at San Antonio (AA) with 18 doubles, 4 triples, 12 homers and 48 RBI.

1994: Surpassed the 20-doubles mark for the second time in his career, batting .230 with 23 doubles, 6 homers and 38 RBI at San Antonio (AA).

- Ⓢ led the league in games, seeing action in 132 contests.
- Ⓢ pitched in one game, allowing 1 run over 1.0 inning.

1993: Was promoted to San Antonio (AA), but struggled in his first season at the Double-A level.

1992: Appeared in 124 games for Bakersfield (A), hitting .234 with 21 doubles, 2 triples, 5 homers and 52 RBI.

1991: Split time between Vero Beach (A) and Great Falls (R), seeing action in 67 games.

1990: Saw action at Gulf Coast (Rookie) during his first professional campaign.

Blanco's 2005 and Career Statistical Breakdowns

AVG	AB	H	HR	RBI	2005/CAREER	AVG	AB	H	HR	RBI	CAREER BY PARK	AVG	AB	H	HR	RBI	
.242	161	39	6	25	TOTALS	.219	1714	375	43	188	ATL: Turner Field	.199	211	42	4	20	
1.000	2	2	1	2	Arizona	.217	92	20	2	10	AZ: Chase Field	.207	58	12	1	5	
.222	9	2	0	0	Atlanta	.220	59	13	1	1	BAL: Camden Yards	.188	16	3	0	1	
.000	0	0	0	0	Baltimore	.148	27	4	1	2	BOS: Fenway Park	.429	7	3	0	2	
.333	3	1	0	1	Boston	.250	20	5	0	4	CHI: WRIGLEY FIELD	.211	142	30	3	26	
.176	17	3	1	1	Chicago (AL)	.232	56	13	3	7	CIN: CInergy Field	.146	41	6	0	2	
.000	0	0	0	0	Chicago (NL)	.258	89	23	2	17	CIN: Great American	.286	7	2	0	0	
.154	13	2	0	0	Cincinnati	.167	102	17	0	4	CLE: Jacobs Field	.400	35	14	1	7	
.000	0	0	0	0	Cleveland	.320	50	16	1	7	CLE: Coors Field	.297	155	46	5	25	
.000	7	0	0	1	Colorado	.243	37	9	3	5	CWS: U.S. Cellular Field	.296	27	8	2	4	
.000	0	0	0	0	Detroit	.239	46	11	2	6	DET: Comerica Park	.318	22	7	2	6	
.250	4	1	0	3	Florida	.188	101	19	1	14	FLA: Dolphins Stadium	.169	59	10	1	8	
.000	3	0	0	0	Houston	.247	89	22	2	8	HOU: Minute Maid Park	.290	31	9	0	2	
.000	0	0	0	0	Kansas City	.237	59	14	1	6	KC: Kauffman Stadium	.231	39	9	0	1	
.000	0	0	0	0	Los Angeles (AL)	.233	30	7	1	4	LAA: Angel Stadium	.250	8	2	0	1	
.167	6	1	0	4	Los Angeles (NL)	.297	64	19	3	14	LAD: Dodger Stadium	.300	30	9	3	10	
.071	14	1	1	1	Milwaukee	.227	44	10	3	6	MIL: County Stadium	.207	140	29	3	8	
.000	0	0	0	0	Minnesota	.111	9	1	0	1	MIL: Miller Park	.212	179	38	6	13	
.333	3	1	0	2	New York (AL)	.188	16	3	0	3	MIN: Metrodome	.140	157	22	4	16	
.600	5	3	0	0	New York (NL)	.250	96	24	3	12	MON: Olympic Stadium	.121	33	4	0	0	
.000	0	0	0	0	Oakland	.161	31	5	1	3	NY: Shea Stadium	.220	41	9	0	2	
.167	6	1	0	1	Philadelphia	.167	90	15	0	6	NY: Yankee Stadium	.286	7	2	0	3	
.333	18	6	1	3	Pittsburgh	.229	109	25	5	15	OAK: McAfee Coliseum	.211	19	4	1	3	
.310	29	9	1	4	St. Louis	.286	98	28	3	15	PHI: Citizens Bank Park	.333	3	1	0	1	
.125	8	1	0	0	San Diego	.140	57	8	1	2	PIT: Veterans Stadium	.074	27	2	0	0	
.429	7	3	1	2	San Francisco	.174	69	12	1	5	PIT: PNC Park	.167	30	5	1	1	
.000	0	0	0	0	Seattle	.065	31	2	0	0	PIT: Three Rivers	.304	23	7	2	6	
.000	0	0	0	0	Tampa Bay	.444	18	8	2	5	SD: PETCO Park	.250	4	1	0	0	
.000	0	0	0	0	Texas	.257	35	9	1	4	SD: Qualcomm Stadium	.185	27	5	0	0	
.000	0	0	0	0	Toronto	.077	13	1	0	0	SEA: Safeco Field	.053	19	1	0	0	
.286	7	2	0	0	Washington	.156	77	12	0	2	SF: 3Com Park	.000	4	0	0	0	
.059	17	1	0	0	March/April	.211	227	48	4	15	SF: AT&T Park	.250	32	8	1	3	
.172	29	5	2	3	May	.196	341	67	8	40	STL: Busch Stadium	.341	44	15	2	9	
.200	20	4	0	3	June	.230	243	56	5	29	TB: Tropicana Field	.500	2	1	0	0	
.379	29	11	2	6	July	.274	285	78	10	39	TEX: Ameriquest Field	.286	21	6	1	2	
.286	28	8	0	8	August	.190	374	71	6	36	TOR: Rogers Centre	.250	4	1	0	0	
.263	38	10	2	5	Sept./Oct.	.225	244	55	10	29	WAS: RFK Stadium	.333	3	1	0	0	
.200	85	17	2	14	Home	.209	852	178	20	89							
.289	76	22	4	11	Road	.229	862	197	23	99							
.243	111	27	4	16	Day	.224	633	142	17	68							
.240	50	12	2	9	Night	.216	1081	233	26	120							
.242	161	39	6	25	Grass	.232	1442	335	37	164							
.000	0	0	0	0	Artificial	.147	272	40	6	24							
.158	76	12	2	6	Pre-ASG	.211	888	187	18	89							
.318	85	27	4	19	Post-ASG	.228	826	188	25	99							
.194	31	6	2	4	vs. LHP	.221	434	96	15	59							
.254	130	33	4	21	vs. RHP	.218	1280	279	28	129							
.275	40	11	1	19	Runners in Scoring Position	.212	439	93	7	137							
.500	2	1	0	3	Bases Loaded	.220	41	9	1	25							

HENRY BLANCO'S CAREER BESTS

2-HOMER GAMES: 2, most recently 4/10/04 @ Detroit
 GRAND SLAMS: 1 - 5/12/00 @ Pittsburgh (Jason Schmidt)
 MOST HITS: 4 (twice), most recently 7/24/05 @ St. Louis ...
 also has 12 three-hit games

MOST RBI: 4, 5/12/00 @ Pittsburgh
 MOST RUNS SCORED: 4, 9/27/01 @ Arizona
 LONGEST HITTING STREAK: 7 games (twice), most recently
 7/16-7/28/01

#60 BOBBY BROWNLIE — RHP



FULL NAME: Robert Michael Brownlie
 BATS: Right THROWS: Right HEIGHT: 6-0 WEIGHT: 220 MLS: None
 OPENING DAY AGE: 25, turns 26 on October 5
 BORN: 10/5/80 in Edison, NJ RESIDES: Monroe, NJ
 CONTRACT STATUS: Signed through 2006
 FAMILY: Married — Kimberly **NON-ROSTER INVITEE**
 HOW ACQUIRED: Selected in 1st round of the 2002 draft (21st player chosen)

Brownlie's Statistics and Career Transactions

YEAR TEAM	W-L	ERA	G	GS	CG	SHO	SV	IP	H	R	ER	HR	HB	BB	SO	WP	BK
2003 — Daytona-A	5-4	3.00	13	13	1	*1	0	66.0	48	26	22	2	1	24	59	4	0
2004 — West Tenn-AA	9-9	3.36	26	26	*2	0	0	147.1	127	62	55	15	6	36	114	10	0
2005 — Iowa-AAA	6-7	4.74	27	14	0	0	0	104.1	98	56	55	11	2	42	73	4	1
MINOR LEAGUE TOTALS	20-20	3.74	66	53	3	1	0	317.2	273	144	132	28	9	102	246	18	1

*Led League

2002 — Selected by Cubs in first round (21st selection) of draft (scout: Billy Blitzer)

Brownlie: Facts and Information

Bobby, who was drafted by the Cubs in 2002, went to big league spring training as a non-roster invitee.

- ⊙ was a first-team all-Big East selection and was named by *Baseball America* as the National Summer Player of the Year while playing for Team USA in 2000.
- ⊙ earned Big East Freshman of the Year honors and was named to the first-team all-conference squad at Rutgers in 2001.
 - ◆ was 10-1 — including a 7-0 mark in the Big East — and hurled 8 complete games.
- ⊙ won the McNeese Award, which goes to the top pro prospect in the Cape Cod Summer League.
- ⊙ was one of five finalists for the Golden Spikes Award in 2002 ... the award is presented annually to the top amateur baseball player in the nation.
- ⊙ graduated from Edison (NJ) High School in 1999 ... attended Rutgers University.

Brownlie's 2005 Season

Bobby reached the Triple-A level in his third pro season, making 27 appearances (14 starts) for Iowa (AAA).

- ⊙ recorded his first Triple-A win against Round Rock on April 22, working 6.0 innings and allowing 2 earned runs on 5 hits with 3 strikeouts.
- ⊙ worked at least 6.0 innings in eight of his starts ... pitched a season-high 7.1 innings on May 4 against Nashville.
- ⊙ posted a record of 3-1 with a 1.50 ERA in 13 relief appearances.
 - ◆ did not surrender a run in nine of those relief appearances, spanning 13.2 innings ... gave up 1 run in each of the remaining four relief appearances.

Brownlie's Career Review

2004: Bobby went 9-9 with a 3.36 ERA and 114 strikeouts in 26 starts for West Tenn (AA).

- ⊙ pitched a season-high 8.0 innings and picked up the win against Tennessee on May 12 — allowed 1 run (unearned) on 2 hits while walking 1 and striking out 4.
- ⊙ led the league with 2 complete games (6.0 innings each) and ranked fifth in the league with a 3.36 ERA.
- ⊙ went 6.0 or more innings in 15 of his starts and worked a career-high 147.1 innings on the season.
- ⊙ was selected as a Southern League midseason all-star.

2003: Began his professional career at Daytona (A) where he went 5-4 with a 3.00 ERA in 13 starts.

- ⊙ pitched a complete-game shutout June 22 against Vero Beach ... allowed no runs on 1 hit while striking out 4 and walking 1 in 7.0 innings.
- ⊙ held batters to a .201 average — including a .174-mark against right-handed batters.
- ⊙ selected as the 13th-best prospect in the Florida State League by *Baseball America* following the season.

#5 RONNY CEDENO — IF



FULL NAME: Ronny Alexander Cedeno (Salazar)
 BATS: Right THROWS: Right HEIGHT: 6-0 WEIGHT: 180 MLS: 0+108
 OPENING DAY AGE: 23
 BORN: 2/2/83 in Carabobo, Venezuela RESIDES: Carabobo, Venezuela
 CONTRACT STATUS: Signed through 2006
 FAMILY: Single ... Children — Barbara
 HOW ACQUIRED: Signed as non-drafted free agent 8/27/99

Cedeno's Statistics and Career Transactions

YEAR TEAM	AVG	G	AB	R	H	2B	3B	HR	RBI	SH	SF	HP	BB	SO	SB	CS	E
2000 — Venezuela-R	.287	51	167	35	48	8	3	3	14	2	0	3	19	37	13	10	15
2001 — Mesa-R	.350	52	206	36	72	13	4	1	17	3	2	5	13	32	17	10	22
Lansing-A	.196	17	56	9	11	4	1	1	2	0	0	1	2	18	0	2	5
2002 — Lansing-A	.213	98	376	44	80	17	4	2	31	8	3	8	22	74	14	10	26
Boise-A	.218	29	110	17	24	5	2	0	6	2	1	0	9	25	8	2	8
2003 — Daytona-A	.211	107	380	43	80	18	1	4	36	12	3	4	21	82	19	6	29
2004 — West Tenn-AA	.279	116	384	39	107	19	5	6	48	8	8	8	24	74	10	10	18
2005 — Iowa-AAA	.355	65	245	42	87	14	1	8	36	7	2	1	20	31	11	3	12
CUBS	.300	41	80	13	24	3	0	1	6	2	0	2	5	11	1	0	1
ML/CUBS TOTALS	.300	41	80	13	24	3	0	1	6	2	0	2	5	11	1	0	1
MINOR LEAGUE TOTALS	.265	535	1924	265	509	98	21	25	190	42	19	30	130	373	92	53	135

*Led League

SLG: 2005 CUBS — .375 ... 2005 Iowa — .518 OBP: 2005 CUBS — .356 ... 2005 Iowa — .356

2005/CAREER	PCT	G	PO	A	E	TC	DP
Second Base	1.000	1	0	1	0	1	0
Shortstop	.986	29	30	39	1	70	8

1999 — Signed as a non-drafted free agent by Cubs 8/27 (scout: Hector Ortega)

Cedeno: Facts and Information

Ronny made his major league debut in 2005 and appeared in 41 games in three stints for the Cubs ... he has spent his six-year professional career in the Cubs' organization and was added to the club's major league roster in November 2003.

Ⓢ was selected to participate in the 2005 Pacific Coast League (AAA) All-Star game, but did not play as he was promoted to Chicago June 28.

Cedeno's 2005 Season

Ronny made his major league debut on April 23 against Pittsburgh, pinch-running for Ben Grieve in the ninth inning.

- Ⓢ collected both his first major league hit and RBI in the same at-bat on April 26 against Cincinnati, hitting an RBI-single off Danny Graves in the ninth inning.
- Ⓢ hit the first home run of his big league career May 5 at Milwaukee, a solo shot off Gary Glover.
- Ⓢ notched his first career 3-hit game September 8 at San Francisco — had three singles and scored a run in the 5-3 Cub victory.
- Ⓢ missed nearly three weeks of the season after San Francisco's Brad Hennessey hit him with a pitch on the left hand on September 10 ... his lone appearance after that point was as a pinch-runner on September 30.
- Ⓢ spent the remainder of the season at Iowa (AAA) — was named the Iowa Cubs' Newcomer of the Year, batting .355 in 65 games.
- Ⓢ recorded hits in his first six Triple-A at-bats.
- Ⓢ homered in back-to-back games April 7-8 at Albuquerque.
- Ⓢ drove in a season-high 5 runs June 23 against Oklahoma, hitting a pair of doubles, a triple and a home run.
- Ⓢ had 26 multi-hit games, including three 4-hit games.
- Ⓢ hit a pair of solo homers May 26 against Sacramento.
- Ⓢ named the third-best prospect in the Cubs' organization by *Baseball America* following the season.

Cedeno's Career Review

2004: Ronny appeared in 116 games for West Tenn (AA), where he hit .279 and had 6 home runs and 48 RBI.
 © selected as a midseason Southern League all-star.
 © went 3-for-5 with a pair of homers and 4 RBI June 19 against Carolina.
 © batted .325 in 59 games at home.

2003: Ronny spent the season at Daytona (A), where he hit .211 in 107 Florida State League games with 36 RBI and 19 stolen bases.
 © had 22 multi-hit contests.
 © tied a career-high when he drove in 4 runs April 7 against Palm Beach.

2002: Ronny saw action at second base and shortstop, appearing in 127 total games for Lansing (A) and Boise (A).
 © combined to steal 22 bases and score 61 runs.
 © was 4-for-5 June 13 against Quad City.
 © hit his first professional grand slam August 1 at South Bend.

2001: Played in 69 total games for Lansing (A) and Mesa (R), hitting .317 with 17 stolen bases and 19 RBI.
 © led the Arizona League with a .350 batting average in 52 games ... was second in the league in hits, third in stolen bases (17) and fourth in total bases (96).
 © was named the league's fifth-best prospect by *Baseball America*.

2000: Began his professional career with the Cubs' Venezuelan (Rookie) team, where he hit .287 in 51 games.

RONNY CEDENO'S CAREER BESTS

MOST HITS: 3, 9/8/05 @ San Francisco
MOST RBI: 2, 8/28/05 vs. Florida
LONGEST HITTING STREAK: 4 games,
 8/26/05-9/4/05

2005 STATISTICAL BREAKDOWNS

	AVG	AB	H	HR	RBI
TOTALS	.300	80	24	1	6
Arizona	.333	6	2	0	0
Atlanta	.000	4	0	0	0
Cincinnati	.286	7	2	0	2
Florida	.231	13	3	0	2
Houston	.500	2	1	0	0
Los Angeles (NL)	.667	3	2	0	0
Milwaukee	.250	8	2	1	1
New York (NL)	.000	2	0	0	0
Philadelphia	.000	1	0	0	0
Pittsburgh	.455	11	5	0	1
St. Louis	.000	6	0	0	0
San Francisco	.500	10	5	0	0
Washington	.286	7	2	0	0
March/April	.200	5	1	0	1
May	.364	11	4	1	1
June	.250	4	1	0	0
July	.250	32	8	0	1
August	.385	13	5	0	2
Sept./Oct.	.333	15	5	0	1
Home	.350	40	14	0	3
Road	.250	40	10	1	3
Day	.315	54	17	1	5
Night	.269	26	7	0	1
Grass	.300	80	24	1	6
Pre-ASG	.188	32	6	1	2
Post-ASG	.375	48	18	0	4
vs. LHP	.256	39	10	0	2
vs. RHP	.341	41	14	1	4
Runners in Scoring Position	.389	18	7	0	4
Pinch Hitting	.273	11	3	0	0
ATL: Turner Field	.000	4	0	0	0
CHI: WRIGLEY FIELD	.350	40	14	0	3
CIN: Great American	.200	5	1	0	1
FLA: Dolphins Stadium	.000	5	0	0	0
HOU: Minute Maid Park	.500	2	1	0	0
MIL: Miller Park	.250	4	1	1	1
NY: Shea Stadium	.000	1	0	0	0
PIT: PNC Park	.500	4	2	0	1
SF: AT&T Park	.600	5	3	0	0
STL: Busch Stadium	.000	6	0	0	0
WAS: RFK Stadium	.500	4	2	0	0

#71 BUCK COATS — OF



FULL NAME: Buck Coats
 BATS: Left THROWS: Right HEIGHT: 6-3 WEIGHT: 195 MLS: None
 OPENING DAY AGE: 23, turns 24 on June 9
 BORN: 6/9/82 in Fort Benning, GA RESIDES: Lake Park, GA
 CONTRACT STATUS: Signed through 2006 **NON-ROSTER INVITEE**
 FAMILY: Single
 HOW ACQUIRED: Selected in 18th round of 2000 draft

Coats' Statistics and Career Transactions

YEAR TEAM	AVG	G	AB	R	H	2B	3B	HR	RBI	SH	SF	HP	BB	SO	SB	CS	B
2000 — Mesa-R	.296	30	98	20	29	6	3	0	14	0	0	4	12	24	7	1	3
2001 — Mesa-R	.260	33	123	11	32	3	3	1	18	1	1	2	4	19	3	4	1
2002 — Lansing-A	.257	133	501	65	129	21	4	4	47	2	6	4	31	67	14	3	9
2003 — Lansing-A	.277	132	488	64	135	25	7	1	59	6	2	4	64	93	32	15	51
2004 — Daytona-A	.290	112	414	64	120	22	4	8	55	3	3	1	32	90	28	9	56
2005 — West Tenn-AA	.282	127	439	47	124	32	6	1	49	1	4	2	38	80	17	5	34
MINOR LEAGUE TOTALS	.276	567	2063	271	569	109	27	15	242	13	16	17	181	373	101	37	154

SLG: 2005 — .390

OBP: 2005 — .340

2000 — Selected by Cubs in 18th round of draft (scout: Sam Hughes)

Coats: Facts and Information

Buck has spent his entire six-year professional career in the Cubs' minor league organization ... was a non-roster invitee to big league camp.

- Ⓢ has stolen 101 bases in his minor league career — and been caught stealing just 37 times.
- Ⓢ is a two-time all-star, as he was named to the Midwest League midseason all-star team in 2003 and the Southern League midseason all-star team in 2005.
- Ⓢ graduated from Valdosta (GA) High School in 2000.

Coats' 2005 Season

Buck spent his first season at the Double-A level, batting .282 in 127 games for the West Tenn Diamond Jaxx.

- Ⓢ recorded 32 multi-hit affairs, including one 4-hit and one 5-hit contest.
 - ◆ went 5-for-6 with a double and two runs scored May 21 at Birmingham.
- Ⓢ set a career high with 32 doubles ... went 4-for-4 with 3 doubles July 16 in the second game of a doubleheader against Mississippi.
- Ⓢ named to the Southern League midseason all-star team.
- Ⓢ following the regular season, appeared in 12 games for the Mesa Solar Sox in the Arizona Fall League ... batted .256 (10-39) with a double and 4 RBI.

Coats' Career Review

2004: Buck batted .290 with 22 doubles, 4 triples and a career-high 8 home runs for Daytona (A).

- Ⓢ had three nine-game hit streaks (May 4-14, July 5-16 and August 20-September 1).
 - ◆ was 14-for-32 (.438) with 3 doubles and 6 RBI from August 20-September 1.
- Ⓢ batted .301 with 16 doubles and 27 RBI on the road.

2003: Stole a career-high 32 bases in 132 games for Lansing (A) — including five multi-steal contests.

- Ⓢ had 38 multi-hit games, including a pair of 4-hit affairs.
 - ◆ went 4-for-4 with 2 triples and 4 RBI May 10 at Burlington ... also was 4-for-4 with a double and a triple on August 18 at Kansas City.
- Ⓢ named to the Midwest League midseason all-star team.

2002: Spent the entire season at Lansing (A), batting .257 with 21 doubles and 47 RBI for the Lugnuts.

2001: Buck batted .260 in 33 games for Mesa (R).

2000: Made his professional debut at Mesa (R) ... batted .296 with 6 doubles, 3 triples and 14 RBI in 30 games.

#46 RYAN DEMPSTER — RHP



FULL NAME: Ryan Scott Dempster

BATS: Right THROWS: Right HEIGHT: 6-2 WEIGHT: 215 MLS: 7+63

OPENING DAY AGE: 28, turns 29 on May 3

BORN: 5/3/77 in Gibsons, British Columbia RESIDES: Golden, CO

CONTRACT STATUS: Signed through 2008

FAMILY: Married — Jenny

HOW ACQUIRED: Signed as free agent 1/21/04

Dempster's Statistics and Career Transactions

YEAR TEAM	W-L	ERA	G	GS	CG	SHO	SV	IP	H	R	ER	HR	HB	BB	SO	WP	BK
1995 — Gulf Coast-R	3-1	2.36	8	6	1	0	0	34.1	34	21	9	1	2	17	37	2	1
Hudson Valley-A	1-0	3.18	1	1	0	0	0	5.2	7	2	2	0	0	1	6	0	0
1996 — Charleston (SC)-A	7-11	3.30	23	23	2	0	0	144.1	120	71	53	13	6	58	141	17	5
Kane County-A	2-1	2.73	4	4	1	+1	0	26.1	18	10	8	0	1	18	16	2	0
1997 — Brevard County-A	10-9	4.90	28	26	2	1	0	165.1	190	100	*90	19	13	46	131	8	1
1998 — Portland-AA	4-3	3.22	7	7	0	0	0	44.2	34	20	16	8	3	15	33	1	0
Charlotte-AAA	3-1	3.27	5	5	1	0	0	33.0	33	14	12	4	1	12	24	2	0
Florida	1-5	7.08	14	11	0	0	0	54.2	72	47	43	6	9	38	35	5	0
1999 — Calgary-AAA	1-1	4.99	5	5	0	0	0	30.2	30	17	17	6	0	10	29	4	0
Florida	7-8	4.71	25	25	0	0	0	147.0	146	77	77	21	6	93	126	8	0
2000 — Florida	14-10	3.66	33	33	2	1	0	226.1	210	102	92	30	5	97	209	4	0
2001 — Florida	15-12	4.94	34	34	2	1	0	211.1	218	123	116	21	10	*112	171	5	0
2002 — Florida	5-8	4.79	18	18	3	0	0	120.1	126	66	**64	12	7	55	87	0	0
Cincinnati	5-5	6.19	15	15	1	0	0	88.2	102	61	**61	16	3	38	66	2	0
2003 — Louisville-AAA#	1-1	3.29	2	2	1	0	0	13.2	13	5	5	1	0	3	9	1	0
Cincinnati	3-7	6.54	22	20	0	0	0	115.2	134	89	84	14	5	70	84	3	0
2004 — Lansing-A#	0-0	1.96	5	5	0	0	0	18.1	20	5	4	0	1	2	21	1	0
Iowa-AAA#	1-1	3.86	6	4	0	0	0	21.0	19	9	9	1	2	10	20	2	0
CUBS	1-1	3.92	23	0	0	0	2	20.2	16	9	9	1	2	13	18	1	0
2005 — CUBS	5-3	3.13	63	6	0	0	33	92.0	83	35	32	4	4	49	89	4	0
MAJOR LEAGUE TOTALS	56-59	4.83	247	162	8	2	35	1076.2	1107	609	578	125	51	565	885	32	0
CUBS TOTALS	6-4	3.28	86	6	0	0	35	112.2	99	44	41	5	6	62	107	5	0

*Led League ... **Combined Total Led League ... +Tied for League Lead ... #Injury Rehabilitation Assignment

LAST MAJOR LEAGUE COMPLETE GAME: 9/25/02 @ Cubs (W, 8-2) ... LAST SHUTOUT: 7/3/01 @ Montreal (7-0)

SV/OPP: 2005 — 33/35 ... ML Career — 35/38 ... HOLDS: 2005 — 0 ... ML Career — 3 ... IR/IRS: 2005 — 10/6 ... ML Career — 29/13

	AVG	AB	R	H	2B	3B	HR	RBI	SH	SF	HP	BB	SO	SB	CS	PCT	G	PO	A	E	TC	DP
2005	.071	14	0	1	0	0	0	0	0	0	0	0	5	0	0	1.000	63	3	17	0	20	1
ML TOTALS	.077	311	12	24	5	1	0	7	32	0	0	6	133	0	0	.952	247	69	151	11	231	22

LAST HIT: 4/11/05 vs. San Diego (single off Adam Eaton) ... number of at-bats since then — 11

MOST HITS: 2, 8/4/02 @ San Diego

MOST RBI: 2, 9/19/99 @ Arizona

1995 — Selected by Texas in 3rd round of draft (scout: Tim Hallgren)
 1996 — Traded to Florida 8/8 for P John Burkett (Marlins acquired P Rick Helling to complete deal 9/3)
 2002 — Traded to Cincinnati 7/11 for OF Juan Encarnacion, IF Wilton Guerrero and P Ryan Snare
 2003 — On disabled list 5/23-6/7 ... inflamed nerve, right side of neck ... included injury rehabilitation assignment to Louisville (6/2-6/7)
 2003 — On disabled list 7/29-11/3 ... "Tommy John" surgery, right elbow
 2003 — Released 11/4 ... signed by Cubs 1/22/04
 2004 — On disabled list 3/26-8/1 ... right elbow rehabilitation ... included injury rehabilitation assignment to Lansing (5/26-6/22) and Iowa (7/7-8/1)

ALL-STAR GAME STATISTICS

YEAR TEAM/SITE	W-L	ERA	G	GS	CG	SHO	SV	IP	H	R	ER	HR	HB	BB	SO	WP	BK
2000 — N.L./Atl																	

DID NOT PITCH

Dempster: Facts and Information

Ryan, who signed with the Cubs as a free agent in January 2004, was converted to a closer during the 2005 season.

- Ⓞ during his major league career, the right-hander has a trio of double-digit victory campaigns — and has surpassed the 200.0-innings mark three times.
- Ⓞ made 121 starts for Florida from 1998-2002 ... when he was traded from the Marlins in midseason 2002, he was that franchise's all-time leader in victories (42) and strikeouts (628).
- Ⓞ was a National League All-Star in 2000 — becoming the first Canadian pitcher to go to the Midsummer Classic since the Cubs' Fergie Jenkins in 1972.
 - ◆ his career honors also include being named the MLB DHL Delivery Man of the Month in September 2005, winning the N.L. Player of the Week award in 2001, being selected as the Marlins' Opening Day starter in 2001 and going to Japan as part of the major league all-star tour after the 2000 campaign.
- Ⓞ was named one of the 99 "Good Guys" in professional sports by *The Sporting News*.
- Ⓞ received the 2000 James "Tip" O'Neill Award, presented annually by the Canadian Baseball Hall of Fame and Museum to the Canadian baseball player judged to have excelled in individual achievement and team contribution while adhering to the highest ideals of baseball.
- Ⓞ participated in the 2002 All-Star Celebrity Challenge at the 52nd NHL All-Star Game in Los Angeles.
- Ⓞ his charitable endeavors in 2003 included assisting the Juvenile Diabetes Research Foundation and Garth Brooks' Teammates for Kids.
- Ⓞ following the 2001 season, he was presented the All Heart Award by the Florida chapter of the Baseball Writers' Association of America — given to the Marlins player who best exemplifies the team's commitment to the South Florida community by making a positive impact and by serving as a role model for others.
 - ◆ in 2000, he hosted children from the S.O.S. Children's Village at each of his home starts.
 - ◆ also in 2000, he donated \$10 for every strikeout (\$2,090) to the KIDS THAT CARE Pediatric and Cancer Fund, established to help build a pediatric bone marrow transplant unit in Miami.
- Ⓞ graduated from Elphinstone Secondary School in Gibsons, British Columbia, in 1995 — where he played basketball and soccer.

Dempster's 2005 Season

Ryan converted 33 of 35 save opportunities in his first turn as a closer ... also made six starts early in the season, becoming the first Cub in franchise history to record at least 20 saves in the same season as making at least one start.

- Ⓞ was 4-0 with a 1.85 ERA in his 57 relief appearances, holding opponents to a .218 average.
- Ⓞ became the eighth Cub in club annals to record 30 or more saves in a single season.
- Ⓞ ranked eighth in the National League in saves and ninth in the league in games finished (53).
- Ⓞ converted a season-high 19 straight saves from August 2-end of the season, tying Flash Gordon for the franchise's single season record.
 - ◆ also converted 14 straight chances from May 17-July 23.
- Ⓞ worked a personal- and club-high 21.1 scoreless innings over his final 22 games ... it was the longest such stretch by a Cub reliever since Les Lancaster hurled 30.2 scoreless innings in 1989.
- Ⓞ was named the MLB DHL Delivery Man of the Month for September, going 13-for-13 in save chances and striking out 19 batters in 15.2 innings on the mound ... batters hit just .189 off the closer.
- Ⓞ picked up his 30th save of the season September 23, working 1.0 shutout inning in a 5-4 defeat of Houston.
- Ⓞ earned wins in three straight appearances July 24-27, as the Cubs won each game in their final at-bat.
- Ⓞ earned his first save of the season (and the third of his career) May 17 at Pittsburgh, working a scoreless ninth inning in a 4-3 Cub win.
- Ⓞ was the beneficiary of a 10th-inning walkoff homer by Derrek Lee in a 4-3 defeat of the New York Mets on May 11 ... it was his second win of the season and first as a reliever.
- Ⓞ opened the season in the rotation, making six starts and going 1-3 with a 5.35 ERA before being shifted to the bullpen.

Dempster's Career Review

2004: Ryan pitched in 23 late-season games despite having undergone "Tommy John" surgery on his right elbow just one year earlier ... was 1-1 with 2 saves and a 3.92 ERA.

- Ⓞ limited opponents to a .208 average, the lowest of his career.
- Ⓞ allowed just 1 of his 11 inherited runners to score.
- Ⓞ opened the year on the 60-day disabled list, continuing rehabilitation from his August 4, 2003 operation.
 - ◆ began his first minor league rehab assignment May 26 ... posted a 1.96 ERA in five games (all starts) for Lansing (A).
 - ◆ also had a rehab stint at Iowa (AAA), where he pitched in six games (four starts).
- Ⓞ was reinstated on August 1 and made his Cub debut that same day, pitching 0.2 scoreless innings against Philadelphia.
 - ◆ it was his first major league appearance since July 28, 2003, and his first major league relief appearance since June 25, 2003.

- Ⓞ earned his first major league save September 15 vs. Pittsburgh, pitching 2.0 scoreless innings.
- Ⓞ picked up his second save less than a week later, working a 1-2-3 10th inning September 21 in a 5-4 defeat of Pittsburgh.

2003: Struggled through an injury-plagued campaign before undergoing "Tommy John" surgery in August ... in 22 games (20 starts) for Cincinnati, he was 3-7 with a 6.54 ERA.

- Ⓞ was the victim of 4 blown saves by the Reds' bullpen – including 3 in his last 8 starts.
- Ⓞ began the season 1-4 with a 7.62 ERA in 10 games before going on the 15-day disabled list May 23 with an inflamed nerve in his neck.
 - ◆ because of the neck injury, he missed his scheduled start on May 9 – the first time he had been scratched during his major league career.
 - ◆ after he missed the May 9 start, he made his next appearance in relief the following day vs. Milwaukee ... it was the fourth relief appearance of his career and his first stint out of the bullpen since the 1998 campaign – snapping his string of 133 consecutive starting assignments.
 - ◆ made his other relief appearance June 25 at St. Louis, the day following a 14-inning contest in which the Reds used seven pitchers.
- Ⓞ was reinstated on June 7 following two injury rehab starts at Louisville (AAA) ... went 2-3 with a 5.65 ERA in 12 games before returning to the disabled list July 31 with inflammation in his right elbow.
- Ⓞ made his last appearance of the season July 28 vs. Philadelphia, receiving a no decision in a 6-5 win ... three days later, he went on the injured list.
 - ◆ on August 4, he had season-ending surgery to remove a bone chip behind his right elbow and to repair a complete tear of the ulnar collateral ligament ... the bone chip and "Tommy John" surgeries were performed by Dr. Timothy Kremchek.

2002: Combined to go 10-13 with 4 complete games and a 5.38 ERA in 33 starts for Florida and Cincinnati ... surpassed the 200.0-innings level for the third consecutive season.

- Ⓞ threw his 4 complete games in a 3-2 loss April 19 at Atlanta, an 11-3 victory May 12 vs. Los Angeles, a 4-0 loss June 28 at Tampa Bay and an 8-2 win September 25 at Wrigley Field.
- Ⓞ began the season with Florida and was 5-8 with 3 complete games and a 4.79 ERA in 18 starts.
- Ⓞ went 5-5 with a 6.19 ERA in 15 starts for the Reds.
 - ◆ when he was traded to Cincinnati in July, he joined fellow Canadian Chris Reitsma on the Reds' pitching staff ... they combined to beat Los Angeles 12-4 on July 30.
- Ⓞ his 10 strikeouts September 14 against the Cubs were the most by a Reds' pitcher all season.

2001: Won a career-high 15 games, going 15-12 with a 4.94 ERA in 34 starts.

- Ⓞ became only the second Marlins pitcher to win 10 decisions prior to the All-Star break, joining Chris Hammond (1993).

- Ⓞ was named the NL Pitcher of the Week for July 2-July 8 after allowing 1 unearned run and 8 hits in two starts.
- Ⓞ went 4-1 with a 1.61 ERA in July – becoming just the second Florida pitcher to record 4 wins in a month.
- Ⓞ in his final start of the campaign – a 20-3 loss October 5 at Atlanta – he established a club record for walks in an inning (6 in the 1st).
- Ⓞ on August 5 at St. Louis, he recorded his 500th career strikeout (Edgar Renteria).
- Ⓞ at the plate, he recorded 16 sacrifice bunts – a club single-season record for pitchers ... on July 19 against the Mets, he set a team mark with 3 sacrifice bunts.

2000: Was selected to the NL All-Star team during his first full big league season ... went on to go 14-10 with a 3.66 ERA in 33 starts.

- Ⓞ fanned 209 batters in 226.1 innings of work ... the strikeout total ranked fourth in the league and set a club record.
 - ◆ also ranked among the league leaders in ERA (10th) and starts (tied for ninth).
 - ◆ became only the second Canadian pitcher to record 200 strikeouts in a season (Fergie Jenkins, 1967-1971 and 1974).
- Ⓞ in a 3-0 victory May 7 against the Mets, he threw the fifth 1-hitter in Marlins history ... allowed only a sixth-inning double to Mike Piazza during his first career complete game.
- Ⓞ went to the All-Star Game in Atlanta, although he did not pitch.
 - ◆ was the youngest player on the NL squad and the first Canadian pitcher to be selected since Jenkins in 1972.

1999: After opening the year at Calgary (AAA), he joined Florida on May 7 and went 7-8 with a team-high 126 strikeouts and a 4.71 ERA in 25 starts.

- Ⓞ on September 7 against Los Angeles, he threw 7.0 shutout innings in a 2-1 win ... in that start, he opposed fellow Canadian Eric Gagne – who threw 6.0 scoreless frames.
 - ◆ it was the first NL game featuring a pair of Canadian-born starting pitchers since the Cubs' Fergie Jenkins and St. Louis' Reggie Cleveland opposed each other on July 28, 1973.

1998: Saw his first big league action, appearing in 14 games (11 starts) for the Marlins ... also made 7 starts for Portland, ME (AA), and 5 starts for Charlotte (AAA).

- Ⓞ made his ML debut May 23 – a relief appearance against Pittsburgh ... retired the first 3 batters he faced, including his first career strikeout (Kevin Polcovich).
- Ⓞ on June 1 at Wrigley Field, he suffered the loss (10-2) in his first big league start.
- Ⓞ earned his first M.L. victory June 28 vs. Boston, allowing 1 run in 7.0 innings in a 5-1 contest.

1997: Led Brevard County (A) with 10 victories, 165.1 innings pitched and 131 strikeouts in 26 starts.

1996: Began the year with Texas' Charleston, SC (A), club before being traded late in the season to the Florida organization ... finished the campaign at Kane County (A).

© combined to go 9-12 with 157 strikeouts in 27 starts.

© on August 21 vs. Michigan, he threw a 1-hitter in Kane County's 6-0 victory ... earned Midwest League Pitcher of the Week honors.

1995: Saw action with both Gulf Coast (Rookie) and Hudson Valley (A) during his first professional season, going 4-1 in 9 games for the two Texas affiliates.

Dempster's 2005 and Career Statistical Breakdowns

W-L-S	ERA	G	CG	IP	ER	2005/CAREER	W-L-S	ERA	G	CG	IP	ER	CAREER BY PARK	W-L-S	ERA	G	CG	IP	ER
5-3-33	3.13	63	0	92.0	32	TOTALS	56-59-35	4.83	247	8	1076.2	57B	ATL: Turner Field	0-6-0	5.21	9	1	48.1	28
0-1-0	13.50	2	0	4.2	7	Arizona	1-4-0	6.31	10	0	51.1	36	AZ: Chase Field	1-3-0	6.75	7	0	37.1	28
0-0-0	0.00	2	0	2.0	0	Atlanta	1-8-0	5.47	17	1	80.2	49	BOS: Fenway Park	0-1-0	10.24	2	0	9.2	11
0-0-0	0.00	0	0	0.0	0	Baltimore	0-0-0	1.69	1	0	5.1	1	CHI: WRIGLEY FIELD	5-4-11	3.69	46	1	75.2	31
0-0-1	18.00	1	0	1.0	2	Boston	1-1-1	7.13	4	0	17.2	14	CIN: Cinergy Field	6-3-0	4.52	10	0	63.2	32
0-0-1	0.00	2	0	2.0	0	Chicago (AL)	0-0-1	0.00	2	0	2.0	0	CIN: Great American	0-3-0	6.91	13	0	57.1	44
0-0-0	0.00	0	0	0.0	0	Chicago (NL)	2-5-0	4.18	10	1	60.1	28	CLE: Jacobs Field	0-0-0	2.84	1	0	6.1	2
0-0-0	8.38	6	0	9.2	9	Cincinnati	3-1-0	4.59	15	0	51.0	26	COL: Coors Field	0-2-1	19.80	4	0	10.0	22
0-0-0	0.00	0	0	0.0	0	Cleveland	1-0-0	1.46	2	0	12.1	2	CWS: U.S. Cellular Field	0-0-1	0.00	2	0	2.0	0
0-0-1	0.00	2	0	2.0	0	Colorado	3-3-1	7.98	9	0	38.1	34	FLA: Dolphins Stadium	21-12-1	4.26	60	2	350.2	166
0-0-0	0.00	0	0	0.0	0	Detroit	0-0-0	1.29	1	0	7.0	1	HOU: Astrodome	1-0-0	2.25	2	0	12.0	3
0-0-1	0.00	3	0	3.0	0	Florida	1-0-1	0.00	5	0	4.1	0	HDU: Minute Maid Park	1-4-4	4.83	11	0	41.0	22
0-0-8	0.00	8	0	7.2	0	Houston	3-6-8	5.47	24	0	80.2	49	KC: Kauffman Stadium	1-0-0	6.00	1	0	6.0	4
0-0-0	0.00	0	0	0.0	0	Kansas City	1-0-0	6.00	1	0	6.0	4	LAD: Dodger Stadium	0-1-2	2.70	4	0	10.0	3
0-0-3	2.25	4	0	4.0	1	Los Angeles (NL)	3-2-3	2.68	11	1	53.2	16	MIL: Miller Park	2-1-3	2.18	9	1	33.0	8
0-0-4	2.31	6	0	11.2	3	Milwaukee	4-1-4	2.73	16	1	66.0	20	MIN: Metrodome	0-1-0	22.50	1	0	4.0	10
0-0-0	0.00	0	0	0.0	0	Minnesota	0-1-0	22.50	1	0	4.0	10	MON: Olympic Stadium	5-0-0	3.29	8	1	54.2	20
0-0-0	0.00	0	0	0.0	0	New York (AL)	0-2-0	6.88	3	0	17.0	13	MON: Shea Stadium	5-0-0	3.63	7	0	34.2	14
1-0-0	6.75	3	0	4.0	3	New York (NL)	8-2-0	4.68	17	1	82.2	43	NYN: Yankee Stadium	0-2-0	8.44	2	0	10.2	10
0-0-1	9.00	1	0	1.0	1	Philadelphia	3-3-1	4.99	14	1	74.0	41	PHI: Citizens Bank Park	0-0-1	9.00	1	0	1.0	1
1-0-4	2.38	6	0	11.1	3	Pittsburgh	3-4-6	5.84	22	0	77.0	50	PHI: Veterans Stadium	1-2-0	3.75	5	1	36.0	15
1-1-5	2.08	8	0	13.0	3	St. Louis	3-4-5	5.20	16	0	55.1	32	PIT: PNC Park	1-2-5	5.90	10	0	29.0	19
0-1-0	0.00	2	0	7.0	0	San Diego	5-2-0	4.27	10	0	52.2	25	PIT: Three Rivers	0-1-0	8.31	1	0	4.1	4
2-0-3	0.00	5	0	5.0	0	San Francisco	2-6-3	4.70	13	0	46.0	24	RF: Bithorn Stadium	0-0-0	7.50	1	0	6.0	5
0-0-0	0.00	0	0	0.0	0	Tampa Bay	3-4-0	4.50	7	1	46.0	23	SD: PETCO Park	0-0-0	0.00	1	0	1.0	0
0-0-1	0.00	1	0	1.0	0	Toronto	0-0-1	5.27	3	0	13.2	8	SF: Qualcomm Stadium	2-0-0	6.93	4	0	24.2	19
0-0-0	0.00	1	0	2.0	0	Washington	5-0-0	3.64	13	1	71.2	29	SF: 3Com Park	0-1-0	3.86	1	0	7.0	3
1-3-0	5.67	5	0	27.0	17	March/April	5-11-0	4.98	27	1	166.1	92	SF: AT&T Park	0-3-3	4.24	7	0	23.1	11
1-0-6	3.78	10	0	16.2	7	May	14-11-6	5.02	38	2	177.2	99	STL: Busch Stadium	2-4-3	5.96	12	0	45.1	30
0-0-6	1.69	10	0	10.2	2	June	11-10-6	4.24	43	2	210.0	99	TB: Tropicana Field	2-3-0	3.66	5	1	32.0	13
3-0-2	2.31	11	0	11.2	3	July	10-17-2	5.88	44	2	196.0	128							
0-0-6	2.61	11	0	10.1	3	August	7-6-6	4.68	42	0	155.2	81							
0-0-13	0.00	16	0	15.2	0	Sept./Oct.	9-4-15	4.16	53	1	171.0	79							
3-1-10	3.08	27	0	38.0	13	Home	29-19-11	4.58	117	2	497.2	253							
2-2-23	3.17	36	0	54.0	19	Road	27-40-24	5.05	130	6	579.0	325							
2-2-13	2.82	29	0	44.2	14	Day	19-12-14	4.20	88	2	336.2	157							
3-1-20	3.42	34	0	47.1	18	Night	37-47-21	5.12	159	6	740.0	421							
5-3-33	3.13	63	0	92.0	32	Grass	45-52-35	4.99	222	5	912.0	506							
0-0-0	0.00	0	0	0.0	0	Artificial	11-7-0	3.94	25	3	164.2	72							
2-3-13	4.01	28	0	58.1	26	Pre-ASG	34-38-13	4.79	122	6	620.1	330							
3-0-20	1.60	35	0	33.2	6	Post-ASG	22-21-22	4.89	125	2	456.1	248							
1-3-0	5.35	6	0	33.2	20	Starter	51-58-0	4.99	162	8	988.2	548							
4-0-33	1.85	57	0	58.1	12	Reliever	5-1-35	3.07	85	0	88.0	30							

LEFTY/RIGHTY SPLITS

Vs. Left-handed Batters:
2005 - .278 (40-144), 2 HR
ML Career - .288 (536-1858), 67 HR

Vs. Right-handed Batters:
2005 - .216 (43-199), 2 HR
ML Career - .253 (571-2261), 58 HR

RYAN DEMPSTER'S CAREER HIGHS AND LOWS

LOW-HIT COMPLETE GAME: 1-hitter, 5/7/00 vs. New York
MOST STRIKEOUTS: 11, 7/7/00 vs. Tampa Bay ... also has six 10-strikeout games
MOST HITS ALLOWED: 11 (five times), most recently 5/22/03 vs. Atlanta
MOST RUNS ALLOWED: 10 (twice), most recently 8/4/02 @ San Diego
MOST HOMERS ALLOWED: 3 (nine times), most recently 7/18/03 vs. Houston

LONGEST WINNING STREAK: 4 games (three times), most recently 5/11/05-current
LONGEST LOSING STREAK: 5 games, 6/28/7/22/02
LONGEST RELIEF APPEARANCE: 4.0 innings, 7/27/98 @ Houston
MOST CONSECUTIVE SAVE SITUATIONS CONVERTED: 19, 8/2/05-current
MOST CONSECUTIVE SCORELESS INNINGS: 21.1, 8/16/05-current (22 games)

#56 BRIAN DOPIRAK — IF



FULL NAME: Brian Allan Dopirak (dah-PAIR-ik)
 BATS: Right THROWS: Right HEIGHT: 6-4 WEIGHT: 230 MLS: None
 OPENING DAY AGE: 22, turns 23 on December 20
 BORN: 12/20/83 in Tampa, FL RESIDES: Palm Harbor, FL
 CONTRACT STATUS: Signed through 2006
 FAMILY: Single
 HOW ACQUIRED: Selected by Cubs in 2nd round of 2002 draft

Dopirak's Statistics and Career Transactions

YEAR TEAM	AVG	G	AB	R	H	2B	3B	HR	RBI	SH	SF	HP	BB	SO	SB	CS	E
2002 – Mesa-R	.253	21	79	10	20	4	0	0	6	0	0	0	6	23	0	0	0
2003 – Boise-A	.240	52	192	25	46	4	0	13	37	0	0	2	24	58	0	2	6
Lansing-A	.269	19	78	8	21	3	0	2	10	0	0	2	2	22	0	0	1
2004 – Lansing-A	.307	137	541	94	*166	*38	0	*39	120	0	5	3	48	123	4	3	15
2005 – Daytona-A	.235	132	507	53	119	26	0	16	76	0	5	4	37	107	1	4	17
MINOR LEAGUE TOTALS	.266	361	1397	190	372	75	0	70	249	0	10	11	117	333	5	9	39

*Led League

SLG: 2005 – .381

OBP: 2005 – .289

2002 – Selected by Cubs in 2nd round of draft

Dopirak: Facts and Information

Brian, who was added to the Cubs 40-man roster in November 2005, has spent his entire four-year minor league career in the Cubs organization.

- © was named the 2004 Cubs Minor League Player of the Year, Dopirak hit 39 home runs at Lansing (A).
- © graduated from Dunedin High School (FL) in 2002.

Dopirak's 2005 Season

Brian spent the season at Daytona (A), batting .235 with 26 doubles, 16 home runs and 76 RBI in 132 games.

- © started the season strong, batting .279 with 4 homers and 11 RBI in 21 games in April.
- © had 31 multi-hit games.
- © drove in a season-high 4 runs on August 17 vs. Vero Beach, as he went 2-for-4 with a double and a home run.
- © named the ninth-best prospect in the Cubs' organization by *Baseball America* following the season.

Dopirak's Career Review

2004: Brian was named the Cubs Minor League Player of the Year after batting .307 with 39 home runs and 120 RBI in 137 games for Lansing (A).

- © was the Midwest League MVP and the prospect of the year as his homer total led the league and was third among all minor leaguers.
- © named by *Baseball America* as the best prospect in the Midwest League and the best prospect in the Cubs organization.
- © hit safely in 11 of his first 12 games, going 16-for-48 (.333) with 3 home runs and 8 RBI over the stretch.
- © batted .390 with 11 doubles, 10 roundtrippers and 27 RBI in 25 games in June.
- © had five 2-homer games and 36 multi-RBI affairs.
 - ◆ had a season- and career-high 6 RBI May 10 against Peoria, going 4-for-4 with a pair of home runs.
- © had a 27-game hit streak from June 7-July 8, batting .393 with 28 RBI over the stretch.
 - ◆ also had a 10-game hitting streak from August 24-September 3, going 20-for-42 (.476) with 16 RBI.

2003: Brian spent the majority of the season at Boise (A), where he batted .240 with 13 home runs and 37 RBI in 52 games ... also appeared in 19 late-season games for Lansing, batting .269 in those contests.

- © was named to the Northwest League all-star team.
- © hit safely in 10 straight games for Lansing, going 18-for-42 (.429) from August 18-August 28.
- © homered in back-to-back games August 4-5 against Salem-Keizer as he went 3-for-7 with a pair of home runs and 4 RBI over the 2-game span.

2002: Spent his first season in professional baseball in the Cubs' rookie level club in the Arizona League ... batted .253 in 21 games.

#47 SCOTT EYRE — LHP



FULL NAME: Scott Alan Eyre (AIR)
 BATS: Left THROWS: Left HEIGHT: 6-1 WEIGHT: 217 MLS: 6+88
 OPENING DAY AGE: 33, turns 34 on May 30
 BORN: 5/30/72 in Inglewood, CA RESIDES: Bradenton, FL
 CONTRACT STATUS: Signed through 2007
 FAMILY: Married — Laura ... Children — Caleb Scott and Jacob
 HOW ACQUIRED: Signed as free agent 12/12/05

Eyre's Statistics and Career Transactions

YEAR TEAM	W-L	ERA	G	GS	CG	SHO	SV	IP	H	R	ER	HR	HB	BB	SO	WP	BK
1992 — Butte-R	7-3	2.90	15	14	2	1	0	80.2	71	30	26	6	4	39	94	6	1
1993 — Charleston (SC)-A	11-7	3.45	26	26	0	0	0	143.2	115	74	55	6	6	59	154	2	1
1994 — South Bend-A	8-4	3.47	19	18	2	0	0	111.2	108	56	43	7	3	37	111	8	3
1995 — Gulf Coast-R	0-2	2.30	9	9	0	0	0	27.1	16	7	7	0	1	12	40	2	0
1996 — Birmingham-AA	12-7	4.38	27	27	0	0	0	158.1	170	90	77	12	8	79	137	12	0
1997 — Birmingham-AA	13-5	3.84	22	22	0	0	0	126.2	110	61	54	14	5	55	127	9	1
Chi White Sox	4-4	5.04	11	11	0	0	0	60.2	62	36	34	11	1	31	36	2	0
1998 — Chi White Sox	3-8	5.38	33	17	0	0	0	107.0	114	78	64	24	2	64	73	7	0
1999 — Charlotte-AAA	6-4	3.82	12	11	0	0	0	68.1	75	32	29	3	1	23	63	5	2
Chi White Sox	1-1	7.56	21	0	0	0	0	25.0	38	22	21	6	1	15	17	1	0
2000 — Charlotte-AAA	3-2	3.00	47	0	0	0	12	48.0	33	18	16	1	0	20	46	2	0
Chi White Sox	1-1	6.63	13	1	0	0	0	19.0	29	15	14	3	1	12	16	0	0
2001 — Syracuse-AAA	4-6	3.18	62	2	0	0	0	79.1	67	30	28	8	5	26	96	6	0
Toronto	1-2	3.45	17	0	0	0	2	15.2	15	6	6	1	1	7	16	2	0
2002 — Toronto	2-4	4.97	49	3	0	0	0	63.1	69	37	35	4	0	29	51	4	0
San Francisco	0-0	1.59	21	0	0	0	0	11.1	11	4	2	0	0	7	7	1	0
2003 — San Francisco	2-1	3.32	74	0	0	0	1	57.0	60	23	21	4	1	26	35	6	0
2004 — Fresno-AAA#	0-0	0.00	3	0	0	0	0	3.0	3	0	0	0	0	2	1	0	0
San Francisco	2-2	4.10	83	0	0	0	1	52.2	43	26	24	8	0	27	49	3	0
2005 — San Francisco	2-2	2.63	*86	0	0	0	0	68.1	48	21	20	3	4	26	65	3	0
NL TOTALS	15-19	4.49	342	29	0	0	2	401.0	405	225	200	59	10	208	298	23	0
AL TOTALS	3-6	4.67	66	3	0	0	2	79.0	84	43	41	5	1	36	67	6	0
MAJOR LEAGUE TOTALS	18-25	4.52	408	32	0	0	4	480.0	489	268	241	64	11	244	365	29	0

*Led League ... #Injury Rehabilitation Assignment

LAST MAJOR LEAGUE START: 4/17/02 @ Boston (L,10-3)

SV/OPP: 2005 — 0/2 ... ML Career — 4/14 ... HOLDS: 2005 — 32 ... ML Career — 97 ... IR/IRS: 2005 — 78/12 ... ML Career — 302/64

	AVG	AB	R	H	2B	3B	HR	RBI	SH	SF	HP	BB	SO	SB	CS	PCT	G	PO	A	E	TC	DP
2005	.000	2	0	0	0	0	0	0	0	0	0	1	2	0	0	.857	86	0	6	1	7	1
ML TOTALS	.182	11	0	2	0	0	0	0	0	0	0	1	6	0	0	.933	408	8	62	5	75	5

LAST HIT: 8/9/03 vs. Philadelphia (single off Vicente Padilla)

1991 — Selected by Texas in 9th round of draft
 1994 — Traded to Chicago (AL) 3/28 for IF Esteban Beltré
 1999 — On disabled list 8/31-9/26 ... impingement of left rotator cuff ... included injury rehabilitation assignment to Charlotte (9/8-9/26)
 2000 — Traded to Toronto 11/7 for P Gary Glover
 2002 — Claimed off waivers 8/8 by San Francisco
 2004 — On disabled list 3/27-4/22 ... lower back strain ... included injury rehabilitation assignment to Fresno (4/16-4/22)
 2005 — Elected free agency 10/28 ... signed by Cubs 10/28

DIVISION SERIES STATISTICS

YEAR TEAM/OPP	W-L	ERA	G	GS	CG	SHO	SV	IP	H	R	ER	HR	HB	BB	SO	WP	BK
2002 — SF vs. Atl	0-0	0.00	3	0	0	0	0	1.1	1	0	0	0	0	0	0	0	0
2003 — SF vs. Fla	0-0	0.00	1	0	0	0	0	0.1	0	0	0	0	0	0	0	0	0
DIVISION SERIES TOTALS	0-0	0.00	4	0	0	0	0	1.2	1	0	0	0	0	0	0	0	0

LEAGUE CHAMPIONSHIP SERIES STATISTICS

YEAR	TEAM/OPP	W-L	ERA	G	GS	CG	SHO	SV	IP	H	R	ER	HR	HB	BB	SO	WP	BK
2002	SF vs. Stl	0-0	0.00	4	0	0	0	0	1.2	2	0	0	0	0	0	0	0	0

WORLD SERIES STATISTICS

YEAR	TEAM/OPP	W-L	ERA	G	GS	CG	SHO	SV	IP	H	R	ER	HR	HB	BB	SO	WP	BK
2002	SF vs. Ana	0-0	0.00	3	0	0	0	0	3.0	5	1	0	0	0	1	2	0	0

Eyre: Facts and Information

Scott, who signed as a free agent in November, ranks second among all left-handed relievers in appearances (313) since 2002 ... he also leads the majors with 93 holds over the four-year span and has allowed the fewest number of inherited runners to score (18.5 percent).

- ⊙ the left-hander, who made 32 major league starts at the beginning of his career, has a 3.84 ERA when working out of the bullpen.
 - ◆ is unscored upon in 287 of 376 relief appearances (76.3 percent).
- ⊙ ranked second in San Francisco's franchise history in all-time appearances for a left-handed reliever before signing with the Cubs.
- ⊙ was San Francisco's 2004 Roberto Clemente Award winner.
- ⊙ began his professional career after being selected in the ninth round of the June 1991 draft out of Southern Idaho Junior College.
- ⊙ graduated from Cyprus (MT) High School in 1990.
- ⊙ his charitable endeavors include promoting awareness of Attention Deficit Hyperactivity Disorder (ADHD) and working with the Giants Challenger Clinic, teaching disabled children the basics of baseball.

Eyre's 2005 Season

Scott had one of the best seasons of his career, going 2-2 with a career-best 2.63 ERA in 86 games for San Francisco.

- ⊙ led the majors and set a career mark in appearances.
 - ◆ his 86 appearances tied Ray King's major league mark for sixth most appearances in a season by a southpaw ... King worked in 86 games in 2004.
 - ◆ set a franchise mark for most appearances by a southpaw in a season.
- ⊙ also set career marks in strikeouts (65), holds (32) and games finished (15).
- ⊙ stranded 66 of his 78 inherited runners (84.6 percent), ranking fifth in the majors and second in the National League.
- ⊙ ranked 10th among NL relief pitchers in batting average against (.200) and held left-handed hitters to a .182 mark.
- ⊙ was unscored upon in 73 of his outings and in 24 of his final 27 games, posting a 1.69 ERA after August 10.
- ⊙ recorded a 1.30 ERA in 44 road games, allowing just 5 earned runs in 34.2 innings.
- ⊙ allowed 4 earned runs on August 7 against Houston ... in his remaining 85 games, he recorded a 2.13 ERA.
- ⊙ worked a season-high 11.2-scoreless innings May 7-June 4.
 - ◆ allowed just 3 hits and 5 walks while striking out 14 batters over the 14-game span.
- ⊙ earned his first win of the season on April 9 against Colorado, working a scoreless eighth inning in a 4-2 decision ... the Giants scored four runs in the bottom half of the frame to give Eyre the win.
 - ◆ the victory was his third straight (dating back to September 4, 2004), setting a career high.

Eyre's Career Review

- 2004:** Was 2-2 with 1 save, 23 holds and a 4.10 ERA.
- ⊙ established then career-marks in holds and appearances.
 - ⊙ his workload was tied for the 10th-highest in major league history by a left-hander (also Steve Kline and Mike Stanton).
 - ⊙ held opponents to a .219 average — including a .200 mark against left-handed batters.
 - ⊙ worked 2.0 or more innings four times, including a season-high 2.1-inning stint on June 12 at Baltimore.
 - ⊙ his longest consecutive scoreless innings streak lasted 9.0 innings (September 2-25), spanning 11 games.

- ⊙ was unscored upon in 22 of 23 outings June 18-July 23, posting a 0.87 ERA (1 ER/10.1 IP) while giving up just 6 hits and 8 walks and striking out 10 batters.
- ⊙ opened the season on the disabled list with a lower back strain and spent six days with Fresno (AAA) while rehabbing.
 - ◆ was reinstated to the active list April 21 and made his season debut the next day, working 1.0 scoreless inning.
- ⊙ did not surrender an earned run over his final 16 appearances, going 2-0 over 11.2 innings.

2003: Was 2-1 with 1 save and 20 holds in his first full season with the Giants.

- Ⓢ recorded a 3.32 ERA in 74 games – and was unscored upon in 59 of those appearances.
- Ⓢ stranded 78.0 percent of his baserunners (39 of 50), ranking seventh in the National League.
- Ⓢ held left-handed batters to a .219 average.
- Ⓢ established career marks in games and ERA.
- Ⓢ earned his first National League win – and first as a Giant – August 7 in a 7-5 defeat of Pittsburgh.
- Ⓢ earned his first NL save (and third of his career) April 5 at Milwaukee, inducing a fly ball with two runners on base in the 6-5 Giants win.
- Ⓢ saw postseason action for the second straight season, retiring the only batter he faced in Game 3 of the Division Series against Florida.

2002: Saw action with both Toronto and San Francisco, combining to go 2-4 with 18 holds and a 4.46 ERA in 70 games.

- Ⓢ opened the year with the Blue Jays, going 2-4 with a 4.97 ERA.
- Ⓢ made just 3 starts for Toronto, recording a 9.42 ERA as a starter ... found greater success working out of the bullpen, posting a 3.28 ERA in 46 games of relief for the Blue Jays (spanning 49.0 innings).
- Ⓢ pitched a career-high 15.1 consecutive scoreless innings May 18-June 20.
 - ◆ allowed 9 hits and 8 walks while striking out 14 batters over the 17-game span.
- Ⓢ worked 2.0 or more innings in nine of his relief appearances for Toronto, including a 4.0-inning stint April 26 at Anaheim.
 - ◆ did not surrender a run in the outing, which was the longest of his career as a reliever.
- Ⓢ was claimed off waivers by San Francisco on August 8 – and recorded a 1.59 ERA (2 ER/11.1 IP) in 21 appearances to the Giants.
- Ⓢ made his Giants debut August 10 vs. Pittsburgh.
- Ⓢ was unscored upon in 18 of 21 games to close out the season.
- Ⓢ pitched in the postseason for the first time in his career, working in 10 of 17 postseason games for San Francisco.
 - ◆ allowed just 1 unearned run and stranded all 3 of his inherited runners ... saw action in all three rounds of play.

2001: Spent his first season in Toronto's organization after being acquired in the off-season for pitcher Gary Glover.

- Ⓢ spent the majority of the year at Triple-A, going 4-6 with a 3.18 ERA in 62 games for Syracuse.
 - ◆ had a 2.72 ERA on the road, giving up just 13 earned runs in 43.0 innings.
 - ◆ right-handed batters hit just .197 off Eyre, drawing 16 total walks while striking out 72 times.
- Ⓢ held Triple-A opponents to a .224 average, allowing 67 hits in 79.1 innings of work.
- Ⓢ ranked fourth in the International League in games.
- Ⓢ had a 16.1-scoreless innings streak June 18-July 13 ... the streak spanned 13 games.
- Ⓢ was promoted to Toronto August 20 and made his debut in a Blue Jays uniform the next day, earning a hold after working 2.0 scoreless innings.

- Ⓢ was unscored upon in 14 of 17 appearances for Toronto, going 1-2 with 2 saves and a 3.45 ERA.
- Ⓢ gave up 4 runs in his 0.1-inning stint on September 27 in Tampa Bay ... in his remaining 16 games, he recorded a 1.17 ERA.
- Ⓢ earned the first save of his major league career September 24 in Cleveland, striking out 2 of 3 batters faced in a 3-2, 11-inning decision.
- Ⓢ picked up his second save less than a week later, working a scoreless frame in another extra-inning affair as the Blue Jays edged the Devil Rays 6-5 in 12 innings on September 30.

2000: Spent time with both Charlotte (AAA) and the White Sox, pitching in a combined 60 games.

- Ⓢ began the year with the big league club, but pitched in just 13 games before being optioned to Charlotte.
- Ⓢ was 3-2 with 12 saves and a 3.00 ERA in 47 games for Charlotte.
- Ⓢ was 2-0 with a 0.40 ERA in 19 road contests, striking out 25 batters and holding opponents to a .133 average.
- Ⓢ worked 10.1 scoreless innings July 6-22, allowing just 2 hits over the seven-game span.
- Ⓢ pitched 1.0 scoreless inning on May 25 (his first game after being optioned), earning his first professional save.
- Ⓢ appeared in his final game of the season on August 31 at Norfolk ... suffered a broken left hand when he was hit by a line drive and missed the remainder of the season.

1999: Opened the year at Charlotte (AAA), going 6-4 with a 3.82 ERA in 12 games (11 starts).

- Ⓢ worked 6.0 or more innings in seven starts, recording a 2.86 ERA in those games.
- Ⓢ had one relief appearance with the Triple-A club, pitching 1.0 scoreless inning on June 18 at Ottawa ... was recalled to Chicago (AL) two days later.
- Ⓢ worked solely out of the bullpen with the White Sox, pitching in 21 games.
- Ⓢ had a pair of 3.1-inning stints.
- Ⓢ was placed on the 15-day disabled list on August 31 with left rotator cuff impingement.
 - ◆ was reinstated to the active list on September 26, but did not see action for the remainder of the season.

1998: Spent his first full season in the majors, going 3-8 in 33 games (17 starts) ... opened the year in the starting rotation but moved to the bullpen in late June after dropping five straight decisions.

- Ⓢ the five-game losing streak was the longest of his career.
- Ⓢ struck out a career-high 7 batters in two straight starts.
 - ◆ on April 14 at Baltimore, he suffered the loss (4-3) despite only giving up 2 runs on 3 hits and 4 walks ... struck out 7 batters in 6.1 innings.
 - ◆ also fanned 7 batters April 19 at Toronto.
- Ⓢ found greater success as a reliever, going 1-1 with a 3.60 ERA in that role.
- Ⓢ allowed just 2 of 10 inherited runners to score.

- © earned his first career win as a reliever in a 2.0-inning stint September 14 at Detroit ... allowed 2 hits and struck out 3 batters in the 17-16, 12-inning victory.

1997: Saw big league action for the first time in his career, going 4-4 with a 5.04 ERA in 11 starts.

- © made his major league debut August 1 at Anaheim, suffering the loss (9-1) ... had been recalled July 31.
- © earned his first win in his third career start, allowing 2 runs (1 earned) over 5.0 innings on August 13 against Anaheim (5-2).
- © picked up the win in his very next start, working 5.0 scoreless innings in a 5-0 shutout of Seattle ... the southpaw gave up just 3 hits and 3 walks while striking out 4.
- © surrendered 6 runs in his first career start and 9 runs in a start on September 15 ... in his remaining nine starts, he was 4-2 with a 3.29 ERA.
- © spent the majority of the season at Birmingham (AA), where he went 13-5 with a 3.84 ERA in 22 starts.
 - ◆ led the Southern League in wins despite spending the final month of the minor league season with the White Sox ... also ranked second in the league in strikeouts (127), third in strikeouts per 9.0 innings pitched for a starter (9.02) and third in opponents batting average against for a starter (.231).
 - ◆ his 13 wins were a career-high.
 - ◆ was named the Southern League's most valuable pitcher and was a *Baseball America* Southern League all-star.
 - ◆ received the Charles W. Lubin Award, as he was named Birmingham's most valuable player.

1996: Was promoted to Double-A, where he went 12-7 with a 4.38 ERA in 27 starts.

- © struck out 137 batters in 158.1 innings of work.
- © set new highs for his career in wins, starts and innings pitched ... also tied for the team lead in starts.
- © was named Birmingham's player of the month for August, going 4-1 with a 2.15 ERA (9 ER/37.2 IP).

1995: Battled injuries, seeing action in just nine games for the White Sox's Gulf Coast Rookie League team.

- © was 0-2 with a 2.30 ERA.
- © struck out 40 batters in 27.1 innings and held the opponent to a .174 average.

1994: Spent his first season in the White Sox organization after being traded for infielder Esteban Beltre during spring training.

- © went 8-4 with a 3.47 ERA in 19 games (18 starts) for South Bend (A) ... struck out 111 batters in 111.2 innings and held opponents to a .248 average.
- © ranked fourth in the Midwest League in strikeouts per 9.0 innings for a starter (8.86).

1993: Recorded his first career double-digit wins season, going 11-7 in his first season at Single-A.

- © made 26 starts for Charleston (SC), recording a 3.45 ERA.
- © struck out 154 batters in 143.2 innings while posting a .220 batting average against.

1992: Made his professional debut after being selected in the ninth round of the 1991 draft.

- © was 7-3 with a 2.90 ERA in 15 games (14 starts) for Butte (R).
 - ◆ had 2 complete games and 1 shutout.
- © struck out 94 batters in 80.2 innings and gave up just 6 homers.
 - ◆ was second in the Pioneer League in strikeouts and third in strikeouts per 9.0 innings pitched for a starter (10.43) ... also ranked seventh in the league in ERA.
- © surrendered 71 hits and 39 walks as opponents hit .241 off the southpaw.

SCOTT EYRE'S CAREER HIGHS AND LOWS

MOST STRIKEOUTS: 7 (three times), most recently 4/11/02 @ New York (AL)

MOST HITS ALLOWED: 9 (twice), most recently 6/12/98 @ Minnesota

MOST RUNS ALLOWED: 9 (twice), most recently 6/26/99 @ Boston

MOST HOMERS ALLOWED: 4 (twice), most recently 6/26/99 @ Boston

LONGEST WINNING STREAK: 3 games, 9/4/04-4/9/05

LONGEST LOSING STREAK: 5 games, 4/30-6/17/98

LONGEST RELIEF APPEARANCE: 4.0 innings, 4/26/02 @ Anaheim

MOST CONSECUTIVE SCORELESS INNINGS: 15.1, 5/18-6/20/02 (17 games)

Eyre's 2005 and Career Statistical Breakdowns

W-L-S	ERA	G	CG	IP	ER	2005/CAREER	W-L-S	ERA	G	CG	IP	ER	CAREER BY PARK	W-L-S	ERA	G	CG	IP	ER
2-2-0	2.63	86	0	68.1	20	TOTALS	18-25-4	4.52	408	0	480.0	241	ATL: Turner Field	0-0-0	4.15	4	0	4.1	2
0-0-0	0.00	12	0	10.2	0	Arizona	2-0-0	1.21	40	0	29.2	4	AZ: Chase Field	0-0-0	2.08	20	0	13.0	3
0-0-0	0.00	1	0	1.0	0	Atlanta	0-0-0	3.18	6	0	5.2	2	BAL: Camden Yards	1-2-0	2.92	7	0	12.1	4
0-0-0	0.00	0	0	0.0	0	Baltimore	1-3-0	3.91	13	0	25.1	11	BOS: Fenway Park	0-1-0	11.85	7	0	13.2	18
0-0-0	0.00	0	0	0.0	0	Boston	0-3-0	11.01	13	0	25.1	31	CHI: Wrigley Field	0-1-0	3.38	8	0	10.2	4
0-0-0	0.00	0	0	0.0	0	Chicago (AL)	0-0-0	0.00	1	0	1.0	0	CIN: Great American	0-0-0	3.00	6	0	6.0	2
0-0-0	0.00	4	0	3.2	0	Chicago (NL)	0-1-0	4.73	11	0	13.1	7	COL: Jacobs Field	0-0-1	3.00	3	0	3.0	1
0-0-0	0.00	6	0	5.1	0	Cincinnati	0-1-0	6.94	13	0	11.2	9	CLE: Coors Field	0-0-1	3.18	18	0	11.1	4
0-0-0	0.00	2	0	1.1	0	Cleveland	0-0-1	1.69	10	0	10.2	2	CWS: U.S. Cellular Field	7-3-0	4.25	42	0	108.0	51
1-0-0	4.26	10	0	6.1	3	Colorado	1-0-1	4.84	36	0	22.1	12	DET: Comerica Park	0-2-0	4.26	6	0	6.1	3
0-1-0	54.00	1	0	0.1	2	Detroit	1-3-0	5.84	11	0	12.1	8	DET: Tiger Stadium	1-0-0	0.00	1	0	2.0	0
0-0-0	2.70	3	0	3.1	1	Florida	0-0-0	3.00	9	0	9.0	3	FLA: Dolphin Stadium	0-0-0	0.00	4	0	4.2	0
0-1-0	15.43	3	0	2.1	4	Houston	0-1-0	5.73	10	0	11.0	7	HOU: Astrodome	0-0-0	0.00	1	0	1.0	0
0-0-0	9.00	2	0	1.0	1	Kansas City	1-0-0	6.23	8	0	13.0	9	HOU: Minute Maid Park	0-0-0	0.00	3	0	1.2	0
0-0-0	0.00	0	0	0.0	0	Los Angeles (AL)	1-1-0	4.73	9	0	26.2	14	KC: Kauffman Stadium	0-0-0	11.25	4	0	4.0	5
1-0-0	2.79	10	0	9.2	3	Los Angeles (NL)	2-0-0	1.11	32	0	24.1	3	LAA: Angel Stadium	0-1-0	6.48	2	0	8.1	6
0-0-0	0.00	2	0	1.0	0	Milwaukee	1-1-1	5.60	10	0	17.2	11	LAD: Dodger Stadium	1-0-0	0.73	16	0	12.1	1
0-0-0	0.00	1	0	1.0	0	Minnesota	0-2-0	4.95	10	0	20.0	11	MIL: County Stadium	0-0-0	14.29	2	0	5.2	9
0-0-0	0.00	0	0	0.0	0	New York (AL)	1-1-0	4.30	14	0	29.1	14	MIL: Miller Park	0-0-1	0.00	5	0	4.1	0
0-0-0	3.38	4	0	2.2	1	New York (NL)	0-0-0	7.50	11	0	6.0	5	MIN: Metrodome	0-1-0	4.91	6	0	11.0	6
0-0-0	0.00	2	0	1.2	0	Oakland	2-1-0	4.00	20	0	27.0	12	MON: Olympic Stadium	0-0-0	0.00	2	0	0.2	0
0-0-0	3.00	3	0	3.0	1	Philadelphia	0-0-0	6.23	8	0	8.2	6	NY: Shea Stadium	0-0-0	10.80	4	0	1.2	2
0-0-0	0.00	3	0	1.2	0	Pittsburgh	1-0-0	0.00	12	0	7.0	0	NY: Yankee Stadium	0-1-0	4.30	7	0	14.2	7
0-0-0	0.00	3	0	1.2	0	St. Louis	0-1-0	4.50	10	0	10.0	5	OAK: McAfee Coliseum	1-1-0	8.00	12	0	9.0	8
0-0-0	2.45	10	0	7.1	2	San Diego	0-1-0	2.28	33	0	23.2	6	PHI: Citizens Bank Park	0-0-0	1.59	4	0	5.2	1
0-0-0	0.00	0	0	0.0	0	San Francisco	0-0-0	0.00	2	0	1.0	0	PHI: Veterans Stadium	0-0-0	18.00	1	0	1.0	2
0-0-0	0.00	0	0	0.0	0	Seattle	1-3-0	4.99	10	0	30.2	17	PIT: PNC Park	0-0-0	0.00	5	0	4.1	0
0-0-0	0.00	0	0	0.0	0	Tampa Bay	0-2-1	4.91	16	0	18.1	10	PR: Bithorn Stadium	0-0-0	0.00	2	0	1.0	0
0-0-0	0.00	0	0	0.0	0	Texas	0-0-0	8.04	8	0	15.2	14	SD: PETCO Park	0-0-0	2.84	9	0	6.1	2
0-0-0	0.00	0	0	0.0	0	Toronto	2-0-0	3.00	7	0	15.0	5	SD: Qualcomm Stadium	0-0-0	0.80	7	0	6.1	0
0-0-0	5.40	4	0	3.1	2	Washington	1-0-0	3.12	15	0	8.2	3	SEA: Kingdome	0-2-0	6.28	3	0	14.1	10
1-0-0	3.86	12	0	9.1	4	March/April	4-7-1	5.69	52	0	91.2	58	SEA: Safeco Field	0-2-0	6.28	2	0	4.1	3
0-0-0	1.64	15	0	11.0	2	May	0-3-0	3.65	65	0	79.0	32	SF: AT&T Park	5-3-0	4.05	131	0	91.0	41
0-1-0	3.09	15	0	11.2	4	June	1-4-0	5.23	70	0	74.0	43	STL: Busch Stadium	0-1-0	4.50	7	0	8.0	4
1-0-0	1.38	14	0	13.0	2	July	2-1-1	3.10	72	0	52.1	18	TB: Tropicana Field	0-2-1	6.97	8	0	10.1	8
0-1-0	4.35	14	0	10.1	5	August	4-6-0	5.63	71	0	96.0	60	TEX: Amerquest Field	0-0-0	6.43	4	0	7.0	5
0-0-0	2.08	16	0	13.0	3	Sept./Oct.	7-4-2	3.10	78	0	87.0	30	TOR: Rogers Centre	2-2-0	5.22	34	0	50.0	29
1-1-0	4.01	42	0	33.2	15	Home	14-8-0	4.34	205	0	242.2	117	WAS: RFK Stadium	0-0-0	0.00	1	0	0.2	0
1-1-0	1.30	44	0	34.2	5	Road	4-17-4	4.70	203	0	237.1	124							
2-2-0	2.96	28	0	24.1	8	Day	10-9-2	4.45	149	0	194.0	96							
0-0-0	2.45	58	0	44.0	12	Night	8-16-2	4.56	259	0	286.0	145							
2-2-0	2.67	85	0	67.1	20	Grass	16-18-3	4.28	351	0	390.2	186							
0-0-0	0.00	1	0	1.0	0	Artificial	2-7-1	5.54	57	0	89.1	55							
1-1-0	2.65	48	0	37.1	11	Pre-ASG	5-15-1	4.81	216	0	265.2	142							
1-1-0	2.61	38	0	31.0	9	Post-ASG	13-10-3	4.16	192	0	214.9	99							
0-0-0	0.00	0	0	0.0	0	Starter	7-13-0	5.81	32	0	165.2	107							
2-2-0	2.63	86	0	68.1	20	Reliever	11-12-4	3.84	376	0	314.1	134							

LEFTY/RIGHTY SPLITS

Vs. Left-handed Batters:
2005 - .182 (18-99), 0 HR
ML Career - .239 (164-687), 19 HR

Vs. Right-handed Batters:
2005 - .213 (30-141), 3 HR
ML Career - .279 (325-1163), 45 HR

#74 JAKE FOX — C

FULL NAME: Jacob Quirin Fox

BATS: Right THROWS: Right HEIGHT: 6-0 WEIGHT: 210 MLS: None

OPENING DAY AGE: 23, turns 24 on July 20

BORN: 7/20/82 in Beech Grove, IN RESIDES: Northridge, CA

CONTRACT STATUS: Signed through 2006

FAMILY: Married - Allison

NON-ROSTER INVITEE

HOW ACQUIRED: Selected in 3rd round of 2003 draft



Fox's Statistics and Career Transactions

YEAR TEAM	AVG	G	AB	R	H	2B	3B	HR	RBI	SH	SF	HP	BB	SO	SB	CS	E
2003 - Cubs-R	.240	15	50	4	12	5	0	1	6	0	0	0	5	14	0	1	5
Lansing-A	.260	29	100	13	26	8	0	5	12	0	1	3	8	19	0	0	3
2004 - Lansing-A	.287	97	366	49	105	19	3	14	55	2	2	5	17	75	2	1	13
2005 - Daytona-A	.281	83	270	37	76	20	0	9	40	1	4	1	26	48	5	2	5
MINOR LEAGUE TOTALS	.279	224	786	103	219	52	3	29	113	3	7	20	56	156	7	4	26

SLG: 2005 - .456

OBP: 2005 - .357

2003 - Selected by Cubs in 3rd round of draft (scout: Stan Zielinski)

Fox: Facts and Information

Jake, who was selected by the Cubs in the third round of the 2003 draft, was a non-roster invitee to big league camp.

- Ⓢ attended the University of Michigan, earning first-team all-Big Ten conference honors ... also was a *Baseball America* third team all-America selection.
- Ⓢ graduated from Cathedral High School (IN) in 2000.

Fox's 2005 Season

Jake saw action in 83 games for Daytona (A), hitting .281 with 9 homers and 40 RBI.

- Ⓢ collected 2 or more hits in 22 of his games.
- Ⓢ had a season-high 10-game hitting streak July 24-August 6 ... batted .368 (14-38) with 8 RBI over the span.
- Ⓢ drove in a season-high 4 runs August 27, going 3-for-5 with a home run.

Fox's Career Review

2004: Jake spent the year at Lansing (A), batting a career-high .287 with 19 doubles, 14 homers and 55 RBI in 97 games.

- Ⓢ had a career-best 11-game hitting streak May 20-June 4.
- Ⓢ batted .372 in the month of August, hitting safely in 15 of his 21 games.
- Ⓢ drove in 5 runs August 8 at Fort Wayne, going 3-for-5 with a double and a pair of homers ... it was his first career multi-homer game.
- Ⓢ had a season-high 7 RBI May 14 at Burlington, going 3-for-6 with a double and a pair of triples.
- Ⓢ went 4-for-6 September 3 at Kansas City.

2003: Batted .253 in 44 combined games for the Mesa Cubs (R) and Lansing (A).

- Ⓢ had a pair of 3-hit games (August 5 and August 25).

#66 ADAM GREENBERG — OF

FULL NAME: Adam Daniel Greenberg
 BATS: Left THROWS: Left HEIGHT: 5-9 WEIGHT: 180 MLS: 0+21
 OPENING DAY AGE: 25
 BORN: 2/21/81 in New Haven, CT RESIDES: Guilford, CT
 CONTRACT STATUS: Signed through 2006 **NON-ROSTER INVITEE**
 FAMILY: Single
 HOW ACQUIRED: Drafted by Cubs in 9th round of 2002 draft



Greenberg's Statistics and Career Transactions

YEAR TEAM	AVG	G	AB	R	H	2B	3B	HR	RBI	SH	SF	HP	BB	SO	SB	CS	E
2002 - Lansing-A	.224	35	116	20	26	7	2	1	11	4	1	4	15	22	2	1	0
Daytona-A	.384	21	73	20	28	5	3	1	9	0	0	3	14	18	15	2	3
2003 - Daytona-A	.299	72	271	42	81	11	5	3	27	2	2	2	38	46	26	9	0
2004 - Daytona-AA	.291	91	323	52	94	10	12	3	28	3	3	7	42	65	16	8	0
West Tenn-AA	.277	32	112	22	31	7	2	3	10	2	2	3	14	30	3	0	2
Iowa-AAA	.000	1	4	0	0	0	0	0	0	0	0	0	1	0	0	0	0
2005 - West Tenn-AA	.269	95	305	51	82	12	9	4	33	14	3	4	56	68	15	4	2
CUBS	.000	1	0	0	0	0	0	0	0	0	0	1	0	0	0	0	0
M.L./CUBS TOTALS	.000	1	0	0	0	0	0	0	0	0	0	1	0	0	0	0	0
MINOR LEAGUE TOTALS	.284	347	1204	207	342	52	33	15	118	25	11	23	180	249	77	24	7

**Led League*

SLG: 2005 CUBS — .000 ... 2005 West Tenn — .407 OBP: 2005 CUBS — 1.000 ... 2005 West Tenn — .386

2002 - Selected by Cubs in 9th round of draft (scout: Billy Swope)
 2005 - On disabled list 7/15-7/28 ... concussion

Greenberg: Facts and Information

- Adam, who was selected by the Cubs in the 2002 draft, went to big league camp as a non-roster invitee.
- Ⓢ over his four-year professional career, he has batted .284 with 77 stolen bases.
 - Ⓢ graduated from Guilford High School in Guilford, CT where he played soccer, basketball and baseball.
 - Ⓢ attended the University of North Carolina where he collected All-American honors in 2002 ... was also honored as the ACC Rookie of the Year in his freshman season.

Greenberg's 2005 Season

- Adam made his major league debut July 9 as a pinch-hitter at Florida ... left the game after being hit in the back of the head by a Valerio de los Santos pitch.
- Ⓢ was placed on the disabled list with a concussion on July 15 ... was activated from the disabled list July 28 and returned to West Tenn (AA).
 - Ⓢ spent the majority of the season at West Tenn, batting .269 with 12 doubles, 9 triples and a career-high 33 RBI.
 - Ⓢ ranked third in the Southern League in triples.
 - Ⓢ stole 15 bases while being thrown out only four times.

Greenberg's Career Review

2004: Adam spent the majority of the season at Daytona (A), where he batted .291 (94-323) with 25 extra-base hits and 28 RBI in 91 games ... also saw action in 32 games for West Tenn (AA) and 1 game for Iowa (AAA).

- Ⓢ homered in his first game with West Tenn, going 2-for-3 with a 2-run homer August 1 against Mobile.
- Ⓢ while playing for Daytona, he batted .373 (28-75) during the month of July with a pair of homers and 8 RBI.
 - ◆ had a nine-game hitting streak July 6-15, going 13-for-33 (.394) with 2 doubles, 1 triple, 1 homer and 4 RBI.
- Ⓢ played for the Mesa Solar Sox in the Arizona Fall League after the season, batting .320 (24-75) in 18 games.

2003: Saw action in 72 games for Daytona (A), batting .299 (81-271).

- Ⓢ had a nine-game hit streak August 17-25 – batted .528 (19-36) during the span.
- Ⓢ had 24 multi-hit games on the season (including a pair of 4-hit games).

2002: Opened the season at Lansing (A), where he batted .224 in 35 games.

- Ⓢ spent the rest of the season at Daytona (A), where he hit .384 (28-73) in 21 games.
- Ⓢ batted .397 (23-58) when hitting in the leadoff spot for Daytona.
- Ⓢ hit for the cycle August 17 against St. Lucie – went 5-for-6 on the day with two singles, a double, triple and homer while driving in 4 runs and scoring 5.

CAREER STATISTICAL BREAKDOWNS

	AVG	AB	H	HR	RBI
TOTALS	.000	0	0	0	0
Florida	.000	0	0	0	0
Sept./Oct.	.000	0	0	0	0
Road	.000	0	0	0	0
Night	.000	0	0	0	0
Grass	.000	0	0	0	0
Pre-ASG	.000	0	0	0	0
vs. LHP	.000	0	0	0	0
Pinch Hitting	.000	1	0	0	0
Fla: Dolphins Stadium	.000	1	0	0	0

#3 MARQUIS GRISSOM — OF



FULL NAME: Marquis Grissom
 BATS: Right THROWS: Right HEIGHT: 5-11 WEIGHT: 208 MLS: 15+166
 OPENING DAY AGE: 38, turns 39 on April 17
 BORN: 4/17/67 in Atlanta, GA RESIDES: Atlanta, GA
 CONTRACT STATUS: Signed through 2006 **NON-ROSTER INVITEE**
 FAMILY: Single ... Children — D'Monte, Gabriella, Marquis Jr., Michael, Tiana
 HOW ACQUIRED: Signed as a minor league free agent 1/3/06

Grissom's Statistics and Career Transactions

YEAR TEAM	AVG	G	AB	R	H	2B	3B	HR	RBI	SH	SF	HP	BB	SO	SB	CS	E
1988 — Jamestown-A	.323	74	*291	*69	94	14	7	8	39	2	5	2	35	39	23	7	3
1989 — Jacksonville-AA	.299	78	278	43	83	15	4	3	31	1	3	7	24	31	24	6	3
Indianapolis-AAA	.278	49	187	28	52	10	4	2	21	0	1	0	14	23	16	4	0
Montreal	.257	26	74	16	19	2	0	1	2	1	0	0	12	21	1	0	2
1990 — Indianapolis-AAA#	.182	5	22	3	4	0	0	2	3	0	0	0	0	5	1	0	0
Montreal	.257	98	288	42	74	14	2	3	29	4	1	0	27	40	22	2	2
1991 — Montreal	.267	148	558	73	149	23	9	6	39	4	0	1	34	89	*76	17	6
1992 — Montreal	.276	159	653	99	180	39	6	14	66	3	4	5	42	81	*78	13	7
1993 — Montreal	.298	157	630	104	188	27	2	19	95	0	8	3	52	76	53	10	7
1994 — Montreal	.288	110	475	96	137	25	4	11	45	0	4	1	41	66	36	6	5
1995 — Atlanta	.258	139	551	80	142	23	3	12	42	1	4	3	47	61	29	9	2
1996 — Atlanta	.308	158	671	106	207	32	10	23	74	4	4	3	41	73	28	11	1
1997 — Cleveland	.262	144	558	74	146	27	6	12	66	6	9	6	43	89	22	13	3
1998 — Milwaukee	.271	142	542	57	147	28	1	10	60	2	2	2	24	78	13	8	3
1999 — Milwaukee	.267	154	603	92	161	27	1	20	83	4	5	0	49	109	24	6	5
2000 — Milwaukee	.244	146	595	67	145	18	2	14	62	2	4	0	39	99	20	10	3
2001 — LA Dodgers	.221	135	448	56	99	17	1	21	60	0	2	2	16	107	7	5	0
2002 — LA Dodgers	.277	111	343	57	95	21	4	17	60	0	4	2	22	68	5	1	4
2003 — San Francisco	.300	149	587	82	176	33	3	20	79	3	6	2	20	82	11	3	8
2004 — San Francisco	.279	145	562	78	157	26	2	22	90	2	4	1	37	83	3	1	2
2005 — Fresno-AAA#	.200	4	15	4	3	0	0	1	2	0	0	0	0	3	0	0	0
San Francisco	.212	44	137	8	29	4	0	2	15	2	1	0	7	18	1	1	1
AL TOTALS	.262	144	558	74	146	27	6	12	66	6	9	6	43	89	22	13	3
NL TOTALS	.272	2021	7717	1113	2105	359	50	215	901	32	53	25	510	1151	407	103	58
MAJOR LEAGUE TOTALS	.272	2165	8275	1187	2251	386	56	227	967	38	62	31	553	1240	429	116	61

*Led League ... #Injury Rehabilitation Assignment

SLG: 2005 San Francisco — .285 ... 2005 Fresno — .400 ... ML Career — .415
 OBP: 2005 San Francisco — .248 ... 2005 Fresno — .200 ... ML Career — .318

PCT	G	PO	A	E	TC	DP	2005/CAREER	PCT	G	PO	A	E	TC	DP
1.000	1	1	0	0	1	0	Left Field	.982	85	108	3	2	113	0
.986	34	68	0	1	69	0	Center Field	.988	1967	4706	90	58	4854	21
---	1	0	0	0	0	0	Right Field	.986	53	67	5	1	73	1
.986	69	0	1	70	0	0	ML TOTALS	.988	4881	98	61	5040	22	

1988 — Selected by Montreal in third round of draft
 1990 — On disabled list 5/29-6/30 ... fractured fifth metacarpal, left hand ... included injury rehabilitation assignment to Indianapolis (6/25-6/20)
 1995 — Traded to Atlanta 4/6
 1997 — Traded to Cleveland 3/25
 1997 — On disabled list 4/20-5/5 ... strained right hamstring
 1997 — Traded to Milwaukee 12/8
 2001 — Traded to Los Angeles 2/25
 2002 — On Major League suspended list 7/18-7/24
 2002 — Elected free agency 10/28 ... signed by San Francisco 12/7
 2005 — On disabled list 5/20-6/4
 2005 — On disabled list 6/13-7/24 ... included injury rehabilitation assignment to Fresno (7/19-7/23)
 2005 — Released 8/9 ... signed by Iowa (Cubs) 1/3/06

DIVISION SERIES STATISTICS

YEAR	TEAM/OPP	AVG	G	AB	R	H	2B	3B	HR	RBI	SH	SF	HP	BB	SO	SB	CS	E
1995	Atl vs. Col	.524	4	21	5	11	2	0	3	4	0	0	0	0	3	2	1	0
1996	Atl vs. LA (NL)	.083	3	12	2	1	0	0	0	0	0	0	0	1	2	1	0	1
1997	Cle vs. NY (AL)	.235	5	17	3	4	0	1	0	0	0	0	0	1	2	0	1	0
2003	SF vs. Fla	.143	4	14	1	2	0	0	0	1	0	0	0	2	5	0	1	1
DIVISION SERIES TOTALS		.281	16	64	11	18	2	1	3	5	0	0	0	4	12	3	3	2

LEAGUE CHAMPIONSHIP SERIES STATISTICS

YEAR	TEAM/OPP	AVG	G	AB	R	H	2B	3B	HR	RBI	SH	SF	HP	BB	SO	SB	CS	E
1995	Atl vs. Cin	.263	4	19	2	5	0	1	0	0	0	0	0	1	4	0	0	1
1996	Atl vs. StL	.286	7	35	7	10	1	0	1	3	0	0	0	0	8	2	0	1
1997	Cle vs. Bal	.261	6	23	2	6	0	0	1	4	0	0	0	1	9	3	0	0
LCS TOTALS		.273	17	77	11	21	1	1	2	7	0	0	0	2	21	5	0	2

WORLD SERIES STATISTICS

YEAR	TEAM/OPP	AVG	G	AB	R	H	2B	3B	HR	RBI	SH	SF	HP	BB	SO	SB	CS	E
1995	Atl vs. Cle	.360	6	25	3	9	1	0	0	1	0	0	1	1	3	3	1	0
1996	Atl vs. NY (AL)	.444	6	27	4	12	2	1	0	5	0	0	0	1	2	1	0	1
1997	Cle vs. Fla	.360	7	25	5	9	1	0	0	2	0	0	0	4	4	0	0	1
WORLD SERIES TOTALS		.390	19	77	12	30	4	1	0	8	0	0	1	6	9	4	1	2

ALL-STAR GAME STATISTICS

YEAR	TEAM/SITE	AVG	G	AB	R	H	2B	3B	HR	RBI	SH	SF	HP	BB	SO	SB	CS	E
1993	NL/Bat	.000	1	3	0	0	0	0	0	0	0	0	0	0	0	0	0	0
1994	NL/Pit	1.000	1	1	1	1	0	0	1	1	0	0	0	1	0	0	0	0
ALL-STAR GAME TOTALS		.250	2	4	1	1	0	0	1	1	0	0	0	1	0	0	0	0

Grissom: Facts and Information

Marquis signed with the Cubs in January 2006 as a minor league free agent and was a non-roster invitee to big league camp.

- Ⓞ is one of six players in Major League history to record 2,000 hits, 200 home runs and 400 stolen bases during his career, joining Roberto Alomar, Barry Bonds, Rickey Henderson, Paul Molitor and Joe Morgan.
- Ⓞ ranks fourth among all active players in stolen bases and 55th on the Major League all-time list.
 - ◆ has swiped 20 or more bases in 10 of his 17 seasons, including a career-high 78 in 1992.
- Ⓞ has batted .317 with 7 doubles, 3 triples, 5 homers and 20 RBI in 52 combined playoff games, seeing action in every round of the postseason — including 14 games for the 1995 World Champion Atlanta Braves.
- Ⓞ is a two-time All-Star, as he was honored with National League selections in 1993 and 1994.
- Ⓞ is a four time *Rawlings* Gold Glove recipient.
- Ⓞ has 17 career leadoff homers.
- Ⓞ has seen big league action with Montreal (1989-1994), Atlanta (1995-1996), Cleveland (1997), Milwaukee (1998-2000), Los Angeles (2001-2002) and San Francisco (2003-2005).
- Ⓞ graduated from Lakeshore (GA) High School in 1986.
- Ⓞ was selected in the third round of the 1988 June draft by Montreal out of Florida A&M University.
 - ◆ finished sixth in the Division I batting race in 1988, hitting .448.
- Ⓞ was recognized by *The Sporting News* as one of the "99 Good Guys in Pro Sports" in 2000.
- Ⓞ his charitable endeavors during his career have included: sponsoring 12 youth baseball teams, coordinating YMCA programs, funding Study Hall (a home school that provides food and shelter for parentless children) and running a golf tournament that benefits homeless children at Boys and Girls Clubs.

Grissom's 2005 Season

Marquis battled injuries and saw action in just 44 games with the Giants — hitting .212 with 4 doubles, 2 homers and 15 RBI.

- Ⓞ was released August 9.
- Ⓞ was on the disabled list May 20-June 4 with a right knee contusion and returned to the disabled list June 13 with a right hamstring strain.
 - ◆ had a four-game rehabilitation stint at Fresno (AAA) from July 19-July 23 and was reinstated to the active list on July 24.
- Ⓞ drove in a season-high 3 runs on April 8 against Colorado, hitting a game-winning 3-run homer off Scott Dohmann in the bottom of the ninth inning ... the Giants won 10-8.
- Ⓞ was a triple shy of hitting for the cycle on April 15 in Colorado, as he singled, doubled and hit a 2-run homer off Scott Dohmann.

Grissom's Career Review

2004: Marquis neared career highs in homers and RBI, batting .279 with 26 doubles, 22 homers and 90 RBI.

- Ⓞ was 1 homer and 5 RBI shy of his highs.
- Ⓞ had 41 multi-hit games and 24 multi-RBI contests.
- Ⓞ had a pair of 2-homer games, accomplishing the feat April 13 against Milwaukee and June 18 against Boston.
 - ◆ on April 13th, he hit a 2-run homer off Chris Capuano in the first inning and added a solo homer off the pitcher in the third frame ... the Giants won 4-2.
 - ◆ tagged Tim Wakefield for a solo shot and a 3-run blast in a 14-9 loss to Boston on June 18 ... the 4 RBI were a season high.
- Ⓞ also had a 4-RBI game September 4 against Arizona as he hit his fourth career grand slam.
 - ◆ the grand slam off Stephen Randolph pulled the Giants to within 2 runs of Arizona – the Giants would go on to win 9-7.

2003: Signed with the Giants as a free agent prior to the season.

- Ⓞ batted .300 with 33 doubles, 20 homers and 79 RBI in 149 games.
 - ◆ recorded the second-highest batting average of his career (.308 in 1996).
 - ◆ the 149 marked the fifth-highest total of his 16-year career – and the highest since 1999.
- Ⓞ had 53 multi-hit games, including seven 3-hit games and four 4-hit affairs.
- Ⓞ drove in a season-high 4 runs on May 15, hitting an RBI-double and a 2-run homer off New York's Al Leiter.
- Ⓞ had a pair of double-digit hitting streaks, hitting safely in 12 straight games May 27-June 8 and in 10 straight games September 14-September 27.
 - ◆ hit .432 (19-44) with 3 homers, 9 RBI and 10 runs scored during the 10-game streak in September.
- Ⓞ recorded his seventh career 2-homer game May 21 in Arizona, hitting a 2-run homer off Miguel Batista and a solo shot off Scott Service.
- Ⓞ singled off Arizona's Eddie Oropesa on July 12 for his 2,000th career hit.
- Ⓞ homered off San Diego's Luther Hackman on September 9 for his 200th career roundtripper.

2002: Saw his average rebound to .277 ... appeared in 111 games.

- Ⓞ notched 21 doubles, 17 homers and 60 RBI.
- Ⓞ batted .408 (20-49) with 12 RBI and 15 runs scored over a season-high 13-game hitting streak (from July 31-August 18).
- Ⓞ had a season-high 4 hits May 26 at Arizona as he recorded his fifth career 2-homer game.
 - ◆ hit a solo homer off Randy Johnson in the third inning and added a 2-run blast off Johnson in the fourth in a 10-9 loss to the Diamondbacks.
- Ⓞ also had a 2-homer game August 9, as he hit a pair of solo homers off Philadelphia's Brett Myers in a 7-6 Dodger victory ... it was his sixth career multi-homer game.

2001: Was traded to the Los Angeles Dodgers on February 25 with a player to be named later (pitcher Ruddy Lugo) for outfielder Devon White.

- Ⓞ had a pair of pinch-homers.
 - ◆ hit a solo shot off New York's Dennis Cook on May 19 in a 10-2 Dodger victory.
 - ◆ hit a game-tying solo homer off Arizona's Mike Mohler in the seventh inning on June 20 ... the Dodgers went on to win 4-3.
- Ⓞ recorded a 1.000 fielding percentage, tying for the Major League lead ... had 6 assists and 233 total chances.
- Ⓞ had a pair of 2-homer games (the third and fourth of his career), accomplishing the feat on May 2 in Cincinnati and May 26 against Houston.
 - ◆ hit a leadoff homer off Pete Harnisch in the game on May 2 and added a 2-run shot off Harnisch in the fourth inning.
 - ◆ collected 5 RBI in the Dodgers' 7-2 defeat of Houston on May 26 ... had a 3-run homer and a 2-run homer in the contest.
- Ⓞ also hit a leadoff home run April 19 at San Francisco off Kirk Rueter.
- Ⓞ had 29 multi-hit games and 17 multi-RBI affairs.

2000: Spent his final season with the Brewers, hitting .244 in 146 games.

- Ⓞ recorded his 10th career 20-plus steals season.
- Ⓞ opened the year by hitting safely in six straight games ... extended his hitting streak (dating back to September 29) to 11 games.
- Ⓞ posted a season-high 4 RBI May 29 at San Diego, going 3-for-4 with a solo homer.
- Ⓞ stole his 400th career base September 13 at New York, becoming the 65th player in big league history to reach the milestone.

1999: Drove in 83 runs in his 11th season in the majors.

- Ⓞ batted .267 with 27 doubles and 20 homers ... also had 24 stolen bases.
 - ◆ it was his ninth 20-plus steals season.
- Ⓞ set a National League franchise mark for homers by a right-handed hitter and was the fourth Brewer in club history to steal 20 bases and hit 20 homers in the same season.
- Ⓞ had an 11-game hitting streak August 31-September 12 and a 10-game streak May 23-June 1.
 - ◆ hit .385 (20-52) during the 11-game streak, driving in 9 runs, stealing 8 bases and crossing the plate 13 times.
- Ⓞ had 44 multi-hit games, including 13 3-hit affairs and three 4-hit affairs.
- Ⓞ drove in a season- and career-high 6 runs on June 29 against the Cubs.
 - ◆ went 4-for-4, hitting a 2-run homer off Kevin Tapani and adding a 2-run homer off Rodney Myers.
 - ◆ the 6 RBI were a Brewer NL franchise record.
- Ⓞ had 5 RBI on September 26 as he went 4-for-6 against Houston.
 - ◆ had a pair of doubles and a solo homer in the contest.

- © hit his first career pinch-homer May 2 off Arizona's Gregg Olson ... the game-winning, 3-run homer put the Brewers up 6-5.

1998: Returned to the National League after being traded to Milwaukee in the off-season.

- © batted .271 with 28 doubles, 10 homers and 60 RBI in 142 games.
- © had 39 multi-hit games and 13 multi-RBI affairs.
 - ◆ drove in a season-high 5 runs July 9 against the Cubs, going 2-for-4 with a 3-run homer off Kevin Tapani ... the Brewers won 12-9.
- © had a 12-game hitting streak April 4-April 17, going 18-for-53 (.340) with 7 runs scored and 9 RBI.
 - ◆ also had a 10-game streak August 21-September 1.

1997: Was traded to Cleveland in the last week of spring training with outfielder David Justice for pitcher Alan Embree and outfielder Kenny Lofton.

- © batted .262 with 27 doubles, 12 homers and 66 RBI in his first season in the American League.
- © was named MVP of the ALCS after hitting .261 with a homer and 4 RBI.
 - ◆ batted .360 with 5 runs scored in the World Series.
- © had an 11-game hitting streak June 28-July 12.
 - ◆ hit .373 with 12 RBI over the stretch.
- © recorded 34 multi-hit games — 10 of which were 3-hit affairs.
- © collected a season-high 5 hits June 28 in New York, going 5-for-6 with a pair of doubles and 3 RBI.
- © made his first appearance in an Indians uniform on April 2 and notched his first hit for the club the next day, singling off Oakland's Willie Adams.
- © hit his third career grand slam August 27 off Anaheim's Allen Watson.
- © homered for the 100th time in his career on September 6, tagging the White Sox's James Baldwin in a 9-7 Tribe victory.
- © was on the disabled list April 22-May 5 with a strained right hamstring ... had battled the injury since late March.

1996: Hit a career-high .308 in his final season with the Braves ... also set career marks in runs scored (106), triples (10) and home runs (23).

- © ranked second in the National League in at-bats (671) and triples and third in hits (207).
- © was awarded his fourth consecutive *Rawlings* Gold Glove after fielding at a career .997 clip (1 E/349 TC) and collecting 10 assists.
- © set a franchise mark for at-bats (671) and for fielding percentage by a center fielder.
- © appeared in the postseason for the second straight season.
 - ◆ singled in Game 1 of the NLDS, extending his playoff hitting streak to 15 games — and setting a National League mark.
- © had 58 multi-hit games (including 15 3-hit games and four 4-hit games).
- © set a career-mark when he hit safely in 28 straight games from July 25-August 24.
 - ◆ batted .386 (49-127) with 14 RBI and 20 runs scored over the stretch.

- ◆ the streak was the third-longest in franchise history.

- © also had a 10-game hitting streak September 16-September 27 and an 11-game streak April 29-May 11.
- © drove in a season-high 4 runs April 7 against St. Louis, hitting a grand slam off Mike Busby in the second inning ... the Braves won 13-3.
 - ◆ it was his second career grand slam.
- © stole home June 2 at Cincinnati, becoming the first Brave to steal home since 1979.
- © swiped the 300th base of his career April 16 against Florida.
- © notched his 1,000th career hit July 14, tripling off Florida's Chris Hammond in the second inning.
 - ◆ went 4-for-5 on the day, as he also doubled and scored 4 runs.

1995: Was traded to Atlanta on April 6 for outfielders Roberto Kelley and Tony Tarasco and pitcher Esteban Yan.

- © earned his third *Rawlings* Gold Glove in his first season with the Braves, posting a .994 fielding percentage (2 E/320 TC) with 9 assists.
- © saw action in 139 games, hitting .258 with 23 doubles, 12 homers and 42 RBI ... also had 29 stolen bases.
- © saw postseason action for the first time in his career, appearing in all 14 of the Braves' playoff games.
 - ◆ batted .385 (25-65) for the World Series Champion Braves — including hitting a pair of homers in the second game of the Division Series.
 - ◆ the 25 hits set a Major League record for postseason play.
 - ◆ went 5-for-5 in the fourth game of the DS, setting a franchise record.
- © had 34 multi-hit games, including a 4-hit affair on June 15 and a 5-hit affair August 5.
 - ◆ also drove in a pair of runs in Atlanta's 9-6 defeat of Montreal on August 5.
- © had a 14-game hitting streak June 5-June 20, batting .483 (28-58) with 12 runs scored ... it was his longest such streak of the season.
- © drove in a season-high 4 runs May 13, hitting a game-winning 3-run homer off Cincinnati's Pete Smith in the sixth inning (9-6).

1994: Was named to the National League All-Star team for the second straight year — and was honored with his second *Rawlings* Gold Glove in as many years.

- © homered off Randy Johnson in the Midsummer Classic to give the NL a 5-4 lead in the sixth inning.
- © batted .288 with 25 doubles, 11 homers and 45 RBI in his final season with Montreal.
- © finished second in the league in runs scored (96) and at-bats (475) and was third in stolen bases (36).
- © had 38 multi-hit games, seven of which were 3-hit affairs and five of which were 4-hit affairs.
- © hit safely in a season-high 14 straight games May 28-June 11, batting .344 with 7 RBI, 8 stolen bases and 16 runs scored.

- ◆ also had a pair of 11-game hitting streaks (June 20-July 1 and July 16-July 27).
- ⊙ was a double shy of hitting for the cycle on July 31 in Florida, as he went 4-for-5 with a triple and a solo home run.
 - ◆ also crossed the plate 3 times in the contest.
- ⊙ scored a season-high 4 runs in a 12-7 defeat of Pittsburgh on June 14, going 3-for-3 with 2 walks and 2 stolen bases in the contest.
- ⊙ recorded a .985 fielding percentage (5 E/333 TC) and had 7 assists.

1993: Set career marks in average (.298), homers (19), runs scored (104) and RBI (95) as he was honored with his first career selection to the National League All-Star team.

- ⊙ recorded 50-plus stolen bases for the third straight season, swiping 53 bases.
 - ◆ had eight multi-steal games.
- ⊙ ranked second in the NL in stolen bases.
 - ◆ also finished third in the league in hits (188) and at-bats.
- ⊙ earned his first career *Rawlings* Gold Glove after committing just 7 errors in 431 total chances (.984 fielding percentage) ... also had 8 assists.
- ⊙ finished eighth in the league's MVP balloting.
- ⊙ had 55 multi-hit games, including 13 3-hit games and two 4-hit affairs.
- ⊙ went 4-for-5 in back-to-back games on May 13 and May 14.
 - ◆ recorded three doubles as the Expos beat the Mets 8-7 on May 14.
- ⊙ had a season-high 14-game hitting streak June 2-June 15.
 - ◆ hit .412 (21-51) with 10 RBI and 13 runs scored over the stretch.
- ⊙ also hit safely in 13 straight games August 17-August 29.
 - ◆ batted .404 (21-52) with 6 stolen bases, 8 runs scored and 11 RBI.

1992: Led the National League with 78 stolen bases, winning his second Lou Brock Award in his second season in the majors.

- ⊙ also set a career high with 39 doubles.
- ⊙ hit .276 with 6 triples and 14 homers in 159 games.
- ⊙ had 55 multi-hit games, including 13 3-hit affairs.
- ⊙ had 16 multi-steal games.
 - ◆ recorded a season-high — and career-high — 4 stolen bases on July 21 against San Francisco, stealing second base three times and third base once.
- ⊙ homered in back-to-back games April 18-April 19.

1991: Appeared in a career-high 148 games for Montreal — batting .267 with 23 doubles, 39 RBI and 76 stolen bases.

- ⊙ led the National League in stolen bases (winning the Lou Brock Award) and ranked fourth in the league in triples (9).
 - ◆ had 15 assists, tying St. Louis' Felix Jose for the league lead.
- ⊙ had 39 multi-hit games — including five 3-hit

games, one 4-hit game and two 5-hit affairs.

- ◆ was 5-for-6 on June 7 at Atlanta ... doubled, drove in 3 runs and collected 3 stolen bases in the contest.
- ◆ also went 5-for-5 on June 26 at New York.
- ⊙ had 16 multi-steal games, including five 3-steal affairs.
- ⊙ wrapped up the season with a 12-game hitting streak, batting .340 (16-47) with 7 stolen bases from September 19-October 1.
- ⊙ homered in three straight games May 5-May 7.
- ⊙ drove in a season-high 5 runs on April 28 in St. Louis, as he hit his first career grand slam off Juan Agosto.

1990: Spent his first full season in the majors, hitting .257 with 14 doubles and 29 RBI in 98 games.

- ⊙ recorded his first ML 20-steal season, swiping 22 bases.
- ⊙ had 18 multi-hit games.
- ⊙ was on the disabled list May 29-June 30 after fracturing the fifth metacarpal in his left hand ... suffered the injury diving back to second base on May 28 at Atlanta.
 - ◆ had a five-game rehabilitation stint with Indianapolis (June 25-June 30).
- ⊙ suffered a non-displaced fracture of his nose on May 9 when he ran into the outfield wall.

1989: Saw Major League action in his second professional season, batting .257 in 26 games.

- ⊙ was recalled on August 21 and made his big league debut the next day ... batted leadoff and went 1-for-3 as the starting center fielder.
 - ◆ notched his first hit and first RBI in the game.
- ⊙ had a season-high 4 hits September 9 against Philadelphia.
- ⊙ hit his first big league homer September 11 off Cub Greg Maddux.
- ⊙ opened the year at Double-A, hitting .299 with 22 extra-base hits, 31 RBI and 24 stolen bases in 78 games for Jacksonville.
 - ◆ was a Southern League all-star and was ranked the league's fourth-best prospect by *Baseball America* following the season.
- ⊙ was promoted to Indianapolis (AAA), where he batted .278 with 16 extra-base hits and 21 RBI in 49 games ... also had 16 stolen bases.

1988: Was selected by Montreal in the third round of the June draft.

- ⊙ began his professional career at Jamestown (R), hitting .323 with 29 extra-base hits, 39 RBI and 23 stolen bases in 74 games.
 - ◆ led the New York-Penn league in at-bats (291), runs scored (69) and total bases (146).
- ⊙ participated in the Florida Instructional League following the season.

Grissom's 2005 and Career Statistical Breakdowns

AVG	AB	H	HR	RBI	2005/CAREER	AVG	AB	H	HR	RBI	CAREER BY PARK	AVG	AB	H	HR	RBI	
.212	137	29	2	15	TOTALS	.272	8275	2251	227	967	ATL: Atlanta-Fulton	.274	715	196	16	61	
.167	12	2	0	0	Arizona	.252	373	94	17	51	ATL: Turner Field	.183	93	17	3	12	
.000	0	0	0	0	Atlanta	.262	390	102	3	35	AZ: Chase Field	.276	192	53	9	27	
.000	0	0	0	0	Baltimore	.200	50	10	1	2	BAL: Camden Yards	.133	30	4	0	1	
.000	0	0	0	0	Boston	.292	48	14	2	9	BOS: Fenway Park	.278	18	5	2	1	
.000	0	0	0	0	Chicago (AL)	.273	99	27	2	17	CHI: WRIGLEY FIELD	.248	294	73	8	29	
.250	4	1	0	1	Chicago (NL)	.269	573	154	13	65	CIN: Cinergy Field	.305	233	71	9	27	
.000	0	0	0	0	Cincinnati	.273	499	136	16	56	CLE: Great American	.316	19	6	1	5	
.667	3	2	0	0	Cleveland	.364	33	12	0	4	CIN: Clevelander	.261	264	69	5	31	
.379	29	11	2	8	Colorado	.295	525	155	17	62	COL: Coors Field	.341	214	73	9	28	
.000	0	0	0	0	Detroit	.240	75	18	1	8	COL: Mile High Stadium	.364	44	16	3	10	
.000	0	0	0	0	Florida	.270	322	87	7	32	CWS: U.S. Cellular Field	.215	65	14	1	10	
.100	10	1	0	1	Houston	.239	522	125	16	58	DET: Tiger Stadium	.065	31	2	0	1	
.000	2	0	0	0	Kansas City	.284	95	27	2	18	FLA: Dolphins Stadium	.251	179	45	5	19	
.000	0	0	0	0	Los Angeles (AL)	.182	77	14	3	11	HOU: Astrodome	.238	206	49	7	21	
.222	18	4	0	2	Los Angeles (NL)	.260	538	140	12	55	HOU: Minute Maid Park	.175	63	11	2	4	
.235	17	4	0	2	Milwaukee	.253	95	24	4	22	KC: Kauffman Stadium	.300	60	18	2	11	
.000	0	0	0	0	Minnesota	.329	79	26	4	16	LAA: Dodger Stadium	.238	673	160	27	77	
.000	0	0	0	0	New York (AL)	.436	39	17	2	9	LAA: Angel Stadium	.171	35	6	2	5	
.222	9	2	0	1	New York (NL)	.274	530	145	14	58	MIL: County Stadium	.259	858	222	15	84	
.000	0	0	0	0	Oakland	.261	92	24	3	8	MIL: Miller Park	.211	38	8	1	6	
.000	0	0	0	0	Philadelphia	.286	569	163	16	60	MIN: Metrodome	.378	45	17	3	13	
.071	14	1	0	0	Pittsburgh	.292	551	161	15	57	MON: Olympic Stadium	.289	1372	397	29	154	
.000	0	0	0	0	St. Louis	.276	543	150	14	56	NY: Shea Stadium	.284	278	79	6	30	
.000	15	0	0	0	San Diego	.301	628	189	16	91	NY: Yankee Stadium	.542	24	13	2	7	
.000	0	0	0	0	San Francisco	.238	474	113	14	53	OAK: McAfee Coliseum	.278	54	15	1	4	
.000	0	0	0	0	Seattle	.109	46	5	1	2	PHI: Citizens Bank Park	.300	10	3	2	5	
.000	0	0	0	0	Tampa Bay	.333	21	7	1	5	PHI: Veterans Stadium	.261	268	70	7	26	
.000	0	0	0	0	Texas	.204	54	11	0	1	PIT: PNC Park	.189	53	10	1	5	
.000	0	0	0	0	Toronto	.176	51	9	2	6	PIT: Three Rivers	.320	247	79	7	32	
.250	4	1	0	0	Washington	.324	284	92	9	40	PR: Bithorn Stadium	.222	9	2	0	2	
.213	80	17	2	12	March/April	.258	1227	316	31	152	SD: PETCO Park	.250	44	11	1	4	
.172	29	5	0	1	May	.286	1401	400	39	182	SD: Qualcomm Stadium	.277	278	77	6	46	
.286	14	4	0	1	June	.296	1427	423	44	175	SEA: Kingdome	.100	20	2	1	1	
.214	14	3	0	1	July	.249	1433	357	37	160	SF: 3Com Park	.259	170	44	5	16	
.000	0	0	0	0	August	.252	1376	347	31	138	SF: AT&T Park	.296	707	209	24	112	
.000	0	0	0	0	Sept./Oct.	.289	1411	408	45	160	STL: Busch Stadium	.286	304	87	5	33	
.237	59	14	1	8	Home	.272	3996	1087	103	456	TB: Tropicana Field	.333	21	7	1	5	
.192	78	15	1	7	Road	.272	4279	1164	124	511	TEX: Ameriquest Field	.276	29	8	0	0	
.250	36	9	0	6	Day	.266	2544	676	79	316	TOR: Rogers Centre	.167	18	3	0	1	
.198	101	20	2	9	Night	.275	5731	1575	148	651							
.212	137	29	2	15	Grass	.265	5676	1506	163	672							
.000	0	0	0	0	Artificial	.287	2599	745	64	295							
.211	123	26	2	14	Pre-ASG	.277	4557	1261	127	564							
.214	14	3	0	1	Post-ASG	.266	3718	990	100	403							
.217	46	10	0	6	vs. LHP	.285	2428	693	88	315							
.209	91	19	2	9	vs. RHP	.266	5847	1558	139	652							
.282	39	11	1	13	Runners in Scoring Position	.280	1990	557	57	740							
.333	3	1	0	3	Bases Loaded	.299	164	49	4	132							
.286	7	2	0	0	Pinch Hitting	.250	112	28	3	23							
.000	0	0	0	0	Designated Hitter	.167	6	1	0	0							

MARQUIS GRISSOM'S CAREER BESTS

2-HOMER GAMES: 9, most recently 6/18/04 vs. Boston
PINCH HOMERS: 3 – 5/2/99 vs. Arizona (Gregg Olson),
 5/19/01 @ New York-NL (Dennis Cook), 6/20/01 vs. Arizona
 (Mike Mohler)
LEADOFF HOMERS: 17 – 9/1/92 @ Cincinnati (Tim Lincecum),
 8/31/93 @ Colorado (Greg Harris), 6/4/94 @ CUBS (Willie
 Banks), 6/28/95 vs. Montreal (Pedro Martinez), 7/29/95 @
 San Francisco (Terry Mulholland), 4/29/96 @ St. Louis (Todd
 Stottlemire), 5/19/96 vs. Cincinnati (Pete Schourek), 6/3/96
 vs. NY-NL (Jason Isrinhausen), 6/25/96 vs. St. Louis (Todd
 Stottlemire), 7/19/96 @ Houston (Darryl Kile), 9/3/96 @
 Cincinnati (Dave Burba), 9/21/96 vs. Montreal (Omar Daal),
 8/28/99 @ San Diego (Woody Williams), 9/8/99 vs. Arizona
 (Omar Daal), 9/30/99 vs. Pittsburgh (Pete Schourek),
 4/19/01 @ San Francisco (Kirk Rueter), 5/2/01 @ Cincinnati
 (Pete Harnisch)

GRAND SLAMS: 4 – 4/28/91 @ St. Louis (Juan Agosto),
 4/7/96 vs. St. Louis (Mike Busby), 8/27/97 @ Anaheim (Allen
 Watson), 9/4/04 vs. Arizona (Stephen Randolph)
LONGEST HITTING STREAK: 28 games, 7/25-8/24/96 ... also
 has 20 other double-digit hitting streaks
MOST HITS: 5 (four times), most recently 6/28/97 @ New
 York (AL) ... also has 28 4-hit affairs
MOST RBI: 6, 6/29/99 @ CUBS ... also has four 5-RBI games
 and seven 4-RBI games.
MOST RUNS SCORED: 4 (three times), most recently 7/14/96
 vs. Florida
MOST STOLEN BASES: 4, 7/21/92 vs. San Francisco ... also
 has eight 3-steal contests and 58 2-steal contests

#67 ANGEL GUZMAN — RHP



FULL NAME: Angel Moises Guzman (Tavera) (ANE-jil gooz-MAHN)
 BATS: Right THROWS: Right HEIGHT: 6-3 WEIGHT: 195 MLS: None
 OPENING DAY AGE: 24, turns 25 on December 14
 BORN: 12/14/81 in Caracas, Venezuela RESIDES: Caracas, Venezuela
 CONTRACT STATUS: Signed through 2006
 FAMILY: Single
 HOW ACQUIRED: Signed as minor league free agent 11/12/99

Guzman's Statistics and Career Transactions

YEAR	TEAM	W-L	ERA	G	GS	CG	SHO	SV	IP	H	R	ER	HR	HB	BB	SO	WP	BK
2000	Venezuela-R	1-1	1.93	7	6	0	0	0	32.2	24	13	7	0	5	5	25	1	0
2001	Boise-A	9-1	2.23	14	14	0	0	0	76.2	68	27	19	2	0	19	63	2	1
2002	Lansing-A	5-2	1.89	9	9	1	0	0	62.0	42	18	13	3	1	16	49	5	1
	Daytona-A	6-2	2.39	16	15	1	0	0	94.0	99	34	25	2	4	33	74	9	2
2003	West Tenn-AA	3-3	2.81	15	15	0	0	0	89.2	83	30	28	8	2	26	87	3	1
	Daytona-A	3-1	4.20	7	7	0	0	0	30.0	27	15	14	2	1	0	40	0	0
	West Tenn-AA	0-3	5.60	4	4	0	0	0	17.2	20	11	11	2	0	4	13	0	0
2005	Mesa-R	0-0	1.50	4	4	0	0	0	12.0	10	3	2	0	1	1	17	0	0
	Peoria-A	0-1	4.26	2	2	0	0	0	6.1	10	5	3	1	1	0	7	0	0
MINOR LEAGUE TOTALS		27-14	2.61	78	76	2	0	0	421.0	383	156	122	20	15	104	375	20	5

1999 — Signed as non-drafted free agent by Kansas City 3/4 ... contract voided 6/24
 1999 — Signed by Dominican Cubs 11/12 (scout: Hector Ortega)
 2000 — On disabled list 6/26-9/1 ... right elbow stress fracture
 2003 — On disabled list 6/26-9/2 ... right shoulder arthroscopic surgery

Guzman: Facts and Information

Angel was added to the Cubs' major league roster in October 2003 ... the right-hander has spent six seasons in the Cubs' minor league system — going 27-14 with a 2.61 ERA 78 games (76 starts).

- ☉ before suffering a right shoulder injury in June 2003, he had been selected to participate in the Major League All-Star Futures Game.
- ☉ was invited to the Cubs' big league camp as a non-roster player in 2003 — and went on to win the inaugural Ron Santo/Billy Williams Rookie of the Spring Award after recording a 1.13 ERA in 5 outings.
- ☉ in 421.0 minor league innings, he has held opposing batters to a .240 average (383-1599) and 104 walks.
- ☉ his brother, Daniel, played minor league baseball in the Cleveland Indians' organization.

Guzman's 2005 Season

Guzman continued rehabilitation on his right shoulder and split the season between Peoria (A) and the Cubs rookie level club in the Arizona League, combining to go 0-1 with a 2.45 ERA in six starts ... struck out 24 batters in 18.1 innings while walking just one batter on the year.

- ☉ joined the big league club in spring training for the third consecutive year, going 0-1 in four games (two starts) in the Cactus League.
- ☉ did not make his first appearance in a minor league game until August 10.
- ☉ made four starts with the Mesa Cubs (Rookie) and was unscored upon in three of his four starts ... tossed 8.0 scoreless innings, striking out 12 batters.
- ☉ appeared in two games for the Peoria Chiefs, going 0-1 and allowing 5 runs (3 earned) in 6.1 innings.
- ☉ pitched for the Mesa Solar Sox in the Arizona Fall League, going 1-2 with a 3.82 ERA in seven games.

Guzman's Career Review

2004: Angel split the season between Daytona (A) and West Tenn (AA) while rehabbing from right shoulder surgery — combined to go 3-4 with a 4.72 ERA in 11 starts during the season ... walked just 4 batters in 47.2 innings on the mound.

- ☉ made his first appearance since June 2003 on May 13, 2004 ... tossing 2.2 innings for Daytona.
 - ◆ struck out a season-high 10 batters in 5.0 innings June 8 against Vero Beach.

- ⊙ made four starts for West Tenn, going 0-3 with a 5.60 ERA.
 - ◆ tossed a season-high 6.0 innings June 28 at Mobile ... allowed a run on 2 hits while striking out 6 batters.
- ⊙ was on the disabled list from July 30 to the end of the season with right shoulder tendinitis.

2003: Guzman was having a solid campaign for West Tenn (AA) before his season was cut short due to a right shoulder injury ... in his first 15 Double-A starts, he went 3-3 with a 2.81 ERA.

- ⊙ felt discomfort in his shoulder following his June 20 start – and was subsequently placed on the disabled list ... eventually underwent arthroscopic surgery July 8 (Dr. James Andrews) to repair a small tear in the back of his labrum.
- ⊙ fanned a season-high 12 batters April 21 vs. Chattanooga ... also had an 11-strikeout affair May 29 at Greenville.
- ⊙ prior to his injury, he had been invited to participate in the Major League All-Star Futures Game.

2002: Angel excelled during his first year at the full-season level, pitching in 25 combined games for Lansing (A) and Daytona (A) and going 11-4 with a 2.19 ERA ... in 156.0 innings of work, he allowed just 5 homers and 49 walks while striking out 123 batters.

- ⊙ was the Cubs' minor league leader in both victories and ERA.
- ⊙ opened the campaign at Lansing, where he went 5-2 with a 1.89 ERA in 9 starts.
 - ◆ threw his first professional complete game April 28 at Dayton in a 9-3 win.
 - ◆ went 4-0 over his last six starts, allowing 10 earned runs and 26 hits in 42.0 innings (2.14 ERA)
- ⊙ in 16 games (15 starts) after being promoted to Daytona May 22, he went 6-2 with a 2.39 ERA ... allowed 2 or fewer earned runs in 13 of his starts.
 - ◆ went the distance in a 1-0 loss to Ft. Myers July 13.
 - ◆ made his only relief appearance of the campaign June 21 at Charlotte – and worked 5.0 innings to pick up the victory (8-4).
- ⊙ after the season, he was selected as the 11th-best prospect in both the Midwest League and the Florida State League by *Baseball America*.

2001: Was a Northwest League all-star at Boise (A) after going 9-1 with a 2.23 ERA in 14 starts ... allowed just 2 homers and 19 walks in 76.2 innings of work.

- ⊙ led the league in victories and finished second in ERA ... limited opponents to a .233 average.
- ⊙ was selected to *Baseball America's* short-season all-star squad ... the publication selected him as the fourth-best prospect in the league.

2000: Began his professional career with the Cubs' Venezuela (Rookie) summer club ... went 1-1 with a 1.93 ERA in seven games (six starts).

CUBS HOTEL INFORMATION

OPPONENT	HOTEL	PHONE	FAX
Arizona	Ritz-Carlton Phoenix	602/468-0700	602/468-0793
Atlanta	Ritz-Carlton Atlanta	404/688-0400	404/688-0400
Cincinnati	Westin Cincinnati	513/621-7700	513/852-5670
Cleveland	Cleveland Marriott	216/696-9200	216/696-0966
Colorado	Westin Tabor Center	303/572-9100	303/572-7288
Florida	Westin Diplomat	954/602-6000	954/602-7000
Houston	Four Seasons Hotel	713/650-1300	713/652-6220
Los Angeles	Ritz Carlton Huntington	626/568-3900	626/568-3700
Milwaukee	The Pfister Hotel	414/273-8222	414/273-5025
Minneapolis	Minneapolis Marriott	612/349-4000	612/332-7165
New York	Grand Hyatt New York	212/883-1234	212/697-3772
Philadelphia	Ritz-Carlton Philadelphia	215/523-8000	215/568-0942
Pittsburgh	Westin Convention Center Pittsburgh	412/281-3700	412/227-4500
St. Louis	Hyatt Regency St. Louis	314/231-1234	314/923-3970
San Diego	San Diego Marriott Hotel and Marina	619/234-1500	619/234-8678
San Francisco	Renaissance Parc Fifty Five	415/392-8000	415/403-6602
Washington	Renaissance Mayflower	202/347-3000	202/776-9182

The hotel used by visiting teams to Wrigley Field, with the exception of the St. Louis Cardinals, is:

Westin Hotel
909 N. Michigan Ave.
Phone: 312/943-7200
Fax: 312/397-5580

The Cardinals Chicago hotel is:

Four Seasons Hotel Chicago
120 E. Delaware Place
Phone – 312/280-8800
Fax – 312/280-1748

#15 JERRY HAIRSTON — IF/OF

FULL NAME: Jerry Wayne Hairston, Jr.
BATS: Right **THROWS:** Right **HEIGHT:** 5-10 **WEIGHT:** 185 **MLS:** 5+138
OPENING DAY AGE: 29, turns 30 on May 29
BORN: 5/29/76 in Naperville, IL **RESIDES:** Pikesville, MD
CONTRACT STATUS: Signed through 2006
FAMILY: Married — Tanana ... Children — Jackson
HOW ACQUIRED: Traded from Baltimore 2/2/05 with P Dave Crouthers and IF Mike Fontenot for OF Sammy Sosa



Hairston's Statistics and Career Transactions

YEAR	TEAM	AVG	G	AB	R	H	2B	3B	HR	RBI	SH	SF	HP	BB	SO	SB	CS	E
1997	Bluefield-R	.330	59	221	44	73	13	4	2	36	4	2	10	21	29	13	9	14
1998	Frederick-A	.283	80	293	56	83	22	3	5	33	1	3	12	28	32	13	7	24
	Bowie-AA	.326	55	221	42	72	12	3	5	37	2	1	5	20	25	6	4	5
	Baltimore	.000	6	7	2	0	0	0	0	0	0	0	0	0	1	0	0	2
1999	Rochester-AAA	.291	107	413	65	120	24	5	7	48	4	3	19	30	50	19	10	17
	Baltimore	.269	50	175	26	47	12	1	4	17	4	0	3	11	24	9	4	0
2000	Rochester-AAA	.294	58	201	43	59	15	1	4	21	2	2	5	29	32	6	4	11
	Gulf Coast-R	.300	4	10	3	3	2	0	0	3	0	0	2	3	2	4	0	0
	Frederick-A	.375	2	8	1	3	2	0	0	1	0	0	1	0	0	0	0	0
	Baltimore	.256	49	180	27	46	5	0	5	19	5	0	6	21	22	8	5	5
2001	Baltimore	.233	159	532	63	124	25	5	8	47	9	4	13	44	73	29	11	19
	Baltimore	.268	122	426	55	114	25	3	5	32	8	4	7	34	55	21	6	11
2003	Bowie-AA#	.300	6	20	4	6	1	0	1	2	0	0	2	1	4	0	0	1
	Aberdeen-A#	.333	2	3	2	1	0	0	0	0	0	0	0	3	0	1	0	0
	Baltimore	.271	58	218	25	59	12	2	2	21	10	2	6	23	25	14	5	5
2004	Bowie-AA#	.154	5	13	4	2	1	0	0	2	0	0	0	3	0	2	0	1
	Baltimore	.303	86	287	43	87	19	1	2	24	6	4	8	29	29	13	8	2
2005	Iowa-AAA#	.318	5	22	3	7	0	1	0	2	0	1	2	0	3	3	0	0
	CUBS	.261	114	380	51	99	25	2	4	30	7	0	12	31	46	8	9	7
NL/CUBS TOTALS		.261	114	380	51	99	25	2	4	30	7	0	12	31	46	8	9	7
AL TOTALS		.261	530	1825	241	477	98	12	26	160	42	14	43	162	229	94	39	44
MAJOR LEAGUE TOTALS		.261	644	2205	292	576	123	14	30	190	49	14	55	193	275	102	48	51

Injury Rehabilitation Assignment

SLG: 2005 Cubs — .368 ... 2005 Iowa — .409 ... ML Career — .371
 OBP: 2005 Cubs — .336 ... 2005 Iowa — .360 ... ML Career — .334

PCT	G	PO	A	E	TC	DP	2005/CAREER	PCT	G	PO	A	E	TC	DP
.973	44	69	111	5	185	23	Second Base	.980	482	972	1419	48	2439	327
1.000	1	1	1	0	2	1	Shortstop	1.000	1	1	1	0	2	1
1.000	20	22	1	0	23	0	Left Field	.976	30	39	2	1	42	0
.979	48	90	2	2	94	0	Center Field	.984	63	125	2	2	129	0
1.000	1	2	0	0	2	0	Right Field	1.000	28	55	2	0	57	1
							Third Base	1.000	1	0	1	0	1	0
.977	184	115	7	306	24		ML TOTALS	.981	1192	1427	51	2670	329	

Hairston: Facts and Information

Jerry was traded to the Cubs from Baltimore with minor league infielder Mike Fontenot and minor league pitcher Dave Crouthers February 2, 2005, after spending his entire career with the Orioles.

© graduated from Naperville North High School (IL), where he played baseball and basketball ... was a two-time all-stater in baseball and was all-area in basketball.

© attended Southern Illinois University and was named Missouri Valley Conference freshman of the year ... was also all-conference.

© is a third generation major leaguer, as his grandfather, Sam, played for the Chicago White Sox (1951), his uncle, John, saw action in three games with the Cubs (1969), and his father, Jerry, played for the White Sox and Pittsburgh (1973-1989) ... Jerry Jr.'s brother, Scott, made his major league debut with Arizona in 2004.

- ◆ Sam was the first African-American to play for the White Sox ... Cuban-born Minnie Minoso broke the color barrier two months earlier.
- ◆ Jerry Sr. is a hitting coach for the Chicago White Sox's Appalachian Rookie League team.
- ◆ his family is just one of three to have three generations of major leaguers (joining the Boones and the Bells).

1997 – Selected by Baltimore in 11th round of draft
 2003 – On disabled list 5/21-9/4 ... broken fifth metatarsal, right foot ... included injury rehabilitation assignments to Bowie (8/26-9/1) and Aberdeen (9/2-9/4)
 2004 – On disabled list 3/26-5/11 ... displaced fracture of the knuckle, right ring finger ... included injury rehabilitation assignments to Bowie (5/5-5/11)
 2004 – On disabled list 8/18-11/3 ... fractured left ankle
 2005 – Traded to Cubs 2/2 with IF Mike Fontenot and P Dave Grouthers for OF Sammy Sosa
 2005 – On disabled list 8/4-8/19 ... left elbow ligament injury ... included injury rehabilitation assignment to Iowa (8/13-8/19)

Hairston's 2005 Season

Jerry hit .261 with 25 doubles, 4 homers and 30 RBI in 114 games for the Cubs.

- ⊙ saw action in 48 games in center field (44 starts), 44 games at second base (36 starts), 20 games in left field (10 starts), one game in right field (one start) and one game at shortstop.
- ⊙ was on the 15-day disabled list August 4-19 with a left elbow ligament injury.
 - ◆ had a five-game rehabilitation stint with Iowa (AAA), batting .318 (7-22) with a triple, 2 RBI and 3 runs scored.
- ⊙ also missed the final 14 games of the season with a severe bone contusion in his left knee.
 - ◆ suffered the injury September 16 when he fouled a ball off his knee.
- ⊙ made his Cub debut on Opening Day, pinch-hitting for Todd Walker.
- ⊙ collected his first hit in a Cub uniform April 13 in the first game of a doubleheader, slapping a pinch-double.
- ⊙ had a pair of leadoff homers, tagging Dodger Wilson Alvarez on May 30 and then doing the same to Milwaukee's Chris Capuano on June 30.
 - ◆ the game-opening roundtrippers were the fourth and fifth of his career.
- ⊙ hit his first career grand slam on July 15 off Pittsburgh's Brian Meadows in an 11-1 Cub win.
- ⊙ recorded his sixth career 4-hit game July 22 at St. Louis ... was 4-for-5 with a double and a triple.
- ⊙ was the only Cub to manage a hit off Los Angeles' Derek Lowe on August 31, hitting a leadoff infield single in the one-hitter.
- ⊙ drew a career-high 4 walks September 13 against Cincinnati in a 4-3, 10th-inning win.

Hairston's Career Review

2004: Jerry had a career-high .303 average in 86 games in his final season with Baltimore.

- ⊙ notched 19 doubles, 1 triple, 2 homers and 24 RBI.
- ⊙ had a career-best .378 on-base percentage, walking 29 times and striking out just 29 times in 334 total plate appearances.
- ⊙ saw his first career outfield action, playing in 27 games in right field (24 starts), 15 games in center field (15 starts) and 10 games in left field (8 starts).
 - ◆ also played second base (12 games) and third base (1 game) and appeared in 21 games (20 starts) as the Orioles' designated hitter.
- ⊙ had 25 multi-hit games, including a pair of 4-hit affairs.
 - ◆ recorded his fourth career 4-hit game May 30 at Detroit, going 4-for-4 with 2 RBI.
 - ◆ his fifth career 4-hit game came July 5, when he went 4-for-5 in the leadoff spot ... had a pair of doubles and scored 4 runs, tying his career high.
- ⊙ opened the season on the disabled list after suffering a displaced fracture of the knuckle on his right ring finger ... injured the finger sliding into third base on a stolen base in his first exhibition game of the spring.
 - ◆ was activated from the disabled list May 11 after a rehab stint in Bowie (AA).
- ⊙ returned to the disabled list August 18 ... the day before, he broke his left ankle after crashing into the center field wall while attempting to catch an Adam Melhuse home run.

2003: Hit .271 and had a .353 on-base percentage in 58 games.

- ⊙ drew 23 walks and struck out just 25 times ... also had 10 sacrifice bunts.
- ⊙ missed more than three months of the season after breaking a bone in his foot.
 - ◆ broke the fifth metatarsal in his right foot May 20 at Anaheim when he landed off balance after hitting a foul tip.
- ⊙ was on the disabled list May 21-September 4 ... had rehabilitation stints with Bowie (AA) and Aberdeen (A).
 - ◆ combined to hit .304 in 8 rehabilitation appearances.

2002: Raised his average to .268 in his second full season in the majors.

- ⊙ tied his career high, doubling 25 times for the second straight season.
- ⊙ finished the season tied for sixth in the American League in sacrifice hits.
- ⊙ recorded multiple hits in 29 games (including eight 3-hit contests).
- ⊙ led the team in average (.291), on-base percentage (.355) and stolen bases (12) after the All-Star break.
- ⊙ tripled off Texas' Joaquin Benoit in the 9th inning on September 3 to break up the Rangers' combined no-hitter ... also scored the Orioles' only run of the game in a 7-1 defeat.
- ⊙ had a game-winning suicide squeeze single in the seventh inning on June 25 in Baltimore's 4-3 defeat of the Yankees.

2001: Spent his first full season in the big leagues and set career marks in games (159), doubles (25), homers (8), RBI (47), stolen bases (29) and runs scored (63).

- ⊙ tied for fifth in the American League in sacrifice hits (9) and tied for eighth in hit-by-pitches (13).
- ⊙ made his first career Opening Day start April 2 vs. Boston – and went 3-for-4 with a pair of doubles.
- ⊙ hit his third career leadoff homer June 6, 2001 off New York's Ted Lilly in a 7-4 loss to the Yankees.
- ⊙ hit a 2-run game-ending walkoff home run off Tampa Bay's Esteban Yan on August 1 to give the Orioles a 6-5 win.
- ⊙ also had the game-winning hit September 21 vs. New York, hitting a 2-run infield single off Mariano Rivera.
- ⊙ had 26 multi-hit games – including seven 3-hit affairs.
- ⊙ went 36-for-124 (.290) against southpaws.
- ⊙ led all second baseman in the American League with 803 total chances and was second in turning double plays with 94.

2000: Split the season between Rochester (AAA) and Baltimore.

- ⊙ was on his first career Opening Day roster, but did not make an appearance before being optioned to Rochester April 9.
- ⊙ batted .294 in 58 games for Rochester ... also had 15 doubles and 21 RBI.
 - ◆ missed seven weeks after undergoing arthroscopic surgery on his left shoulder May 19.
- ⊙ hit his first career leadoff home run in his season debut with Baltimore on August 11 at Kansas City ... went deep off Dan Reichert in a 7-6 Orioles loss.
- ⊙ followed up with his second leadoff homer three days later, tagging the White Sox's Mike Sirotko in an 8-2 Baltimore win.
- ⊙ drove in a career-high 4 runs August 25 vs. Tampa Bay, going 2-for-3 with a 2-run homer off Albie Lopez.
 - ◆ he was responsible for all of the Orioles' runs in the 4-3 win over Tampa Bay.
- ⊙ was named the International League's best defensive second baseman by *Baseball America*.

1999: Had two stints in the majors, hitting .269 with 12 doubles, 4 homers and 17 RBI in 50 games.

- ⊙ spent the rest of the season at Rochester (AAA), where he batted .291 in 107 games.
 - ◆ had a 16-game hitting streak for the Red Wings, the longest such streak in 15 years.

- ⊙ was recalled June 22 and spent a month with Baltimore, going 23-for-83 (.277).
- ⊙ was optioned to Triple-A July 23 and remained there until September 4, when he was recalled for the remainder of the campaign.
 - ◆ hit .261 in the final 25 games of the year.
- ⊙ on June 27, he singled off New York's Orlando Hernandez in the second inning for his first major league hit ... went 2-for-3 on the day.
- ⊙ hit his first big league homer less than a week later, tagging Toronto's Joey Hamilton for a solo shot July 1.
- ⊙ recorded his first career 2-steal contest July 8 vs. Toronto.
- ⊙ had his first career 4-hit game June 29 at Toronto, going 4-for-5 with a pair of doubles.
 - ◆ notched his second career 4-hit game just over a week later when Toronto visited Baltimore ... went 4-for-5 with two doubles.
 - ◆ was a triple shy of the cycle September 30 vs. New York, going 4-for-5 with two doubles and a solo homer off Allen Watson.
- ⊙ had a 1.000 fielding percentage, as he did not commit an error in 269 total chances.

1998: Made his major league debut in just his second season, as he was a September call-up for the Orioles.

- ⊙ went hitless in his first 7 at-bats spanning six games.
- ⊙ also saw action in 80 games for Frederick (A) and 55 games for Bowie (AA).
 - ◆ hit .326 with 12 doubles, 37 RBI and 42 runs at Double-A ... had a .393 on-base percentage.
 - ◆ had 22 doubles as he went 83-for-293 (.283) at Single-A.
- ⊙ played for the Grand Canyon Rafters in the Arizona Fall League.

1997: Hit .330 in 59 games after being selected by the Orioles in the 11th round of the June draft.

- ⊙ spent his first season in professional baseball with Baltimore's Appalachian League Rookie team.
 - ◆ was fifth in the league in triples (4) and 10th in average.
 - ◆ had 13 doubles, 13 stolen bases and 44 runs scored.

JERRY HAIRSTON'S CAREER BESTS

MOST HITS: 4 (six times), most recently 7/22/05 @ St. Louis

MOST RBI: 4 (three times), most recently 8/28/05 vs. Florida

MOST RUNS SCORED: 4 (twice), most recently 7/5/04 vs. Tampa Bay

LONGEST HITTING STREAK: 9 games, 7/20/7-31/02

MOST STOLEN BASES: 3, 6/2/01 @ Oakland ... also has six 2-steal contests

LEADOFF HOMERS: 5 – 8/11/00 @ Kansas City (Dan Reichert), 8/14/00 vs. Chicago White Sox (Mike Sirotko), 6/6/01 @ New York (Ted Lilly), 5/30/05 @ Los Angeles (Wilson Alvarez), 6/30/05 vs. Milwaukee (Chris Capuano)
GAME-WINNING WALKOFF HOMERS: 1, 8/1/01 vs. Tampa Bay (Esteban Yan)

Hairston's 2005 and Career Statistical Breakdowns

2005/CAREER						2005/CAREER					CAREER BY PARK					
AVG	AB	H	HR	RBI	TOTALS	AVG	AB	H	HR	RBI	AVG	AB	H	HR	RBI	
.261	380	99	4	30	TOTALS	.261	2205	576	30	190	ATL: Turner Field	.056	18	1	0	0
.118	17	2	0	1	Arizona	.176	34	6	0	1	AZ: Chase Field	.182	11	2	0	0
.143	14	2	0	0	Atlanta	.097	31	3	0	0	BAL: Camden Yards	.267	916	245	11	80
.000	0	0	0	0	Baltimore	.000	0	0	0	0	BOS: Fenway Park	.281	121	34	1	11
.000	2	0	0	0	Boston	.252	226	57	1	13	CHN: WRIGLEY FIELD	.247	190	47	3	19
.412	17	7	0	2	Chicago (AL)	.266	94	25	4	13	CIN: Great American	.286	21	6	0	1
.000	0	0	0	0	Chicago (NL)	.000	0	0	0	0	CLE: Jacobs Field	.239	46	11	1	5
.289	45	13	0	1	Cincinnati	.289	45	13	0	1	COL: Coors Field	.375	16	6	0	0
.000	0	0	0	0	Cleveland	.222	90	20	1	6	CWS: U.S. Cellular Field	.262	42	11	2	6
.250	16	4	0	0	Colorado	.320	25	8	0	0	DET: Comerica Park	.383	47	18	0	7
.000	0	0	0	0	Detroit	.368	95	35	0	10	FLA: Dolphins Stadium	.250	24	6	0	3
.400	35	14	0	11	Florida	.318	44	14	0	11	HOU: Minute Maid Park	.231	13	3	0	0
.190	21	4	0	0	Houston	.190	21	4	0	0	KC: Kauffman Stadium	.265	68	18	1	10
.000	0	0	0	0	Kansas City	.238	122	29	1	13	LAA: Angel Stadium	.225	71	16	1	2
.000	0	0	0	0	Los Angeles (AL)	.230	113	26	1	7	LAD: Dodger Stadium	.462	13	6	1	1
.211	19	4	1	1	Los Angeles (NL)	.333	30	10	1	1	MIL: Miller Park	.200	20	4	0	0
.188	32	6	1	2	Milwaukee	.188	32	6	1	2	MIN: Metrodome	.279	43	12	1	5
.000	0	0	0	0	Minnesota	.250	72	18	2	9	NY: Yankee Stadium	.235	102	24	2	9
.000	0	0	0	0	New York (AL)	.261	226	59	3	30	OAK: McAfee Coliseum	.407	27	11	2	3
.400	10	4	0	0	New York (NL)	.313	32	10	0	1	PHI: Citizens Bank Park	.188	16	3	0	0
.000	0	0	0	0	Oakland	.338	74	25	2	3	PHI: Veterans Stadium	.259	27	7	1	3
.083	12	1	0	0	Philadelphia	.210	62	13	1	4	PIT: PNC Park	.308	26	8	0	3
.220	50	11	1	8	Pittsburgh	.220	50	11	1	8	SEA: Safeco Field	.212	33	7	0	2
.282	39	11	0	1	St. Louis	.282	39	11	0	1	SF: PETCO Park	.600	5	3	0	2
.556	9	5	0	2	San Diego	.400	15	6	0	3	STL: Busch Stadium	.303	33	10	0	1
.261	23	6	0	0	San Francisco	.205	39	8	0	0	TB: Tropicana Field	.224	98	22	1	10
.000	0	0	0	0	Seattle	.163	86	14	0	3	TEX: Ameriquest Field	.233	43	10	0	2
.000	0	0	0	0	Tampa Bay	.319	216	69	8	32	TOR: Rogers Centre	.230	87	20	2	5
.250	4	1	0	0	Texas	.250	84	21	0	4	WAS: RFK Stadium	.143	7	1	0	0
.250	4	1	0	0	Toronto	.256	172	44	2	10						
.267	15	4	1	1	Washington	.306	36	11	1	4						
.254	59	15	0	1	March/April	.240	304	73	3	21						
.268	82	22	1	3	May	.288	358	103	5	45						
.297	37	11	1	5	June	.301	279	84	2	18						
.253	99	25	2	10	July	.267	401	107	8	34						
.289	45	13	0	7	August	.261	356	93	6	34						
.224	58	13	0	4	Sept./Oct.	.229	507	116	6	38						
.247	190	47	3	19	Home	.264	1106	292	14	99						
.274	190	52	1	11	Road	.258	1099	284	16	91						
.230	187	43	3	19	Day	.255	733	187	9	62						
.290	193	56	1	11	Night	.264	1472	389	21	128						
.261	380	99	4	30	Grass	.264	1950	515	25	167						
.000	0	0	0	0	Artificial	.239	255	61	5	23						
.276	210	58	3	13	Pre-ASG	.279	1086	303	13	100						
.241	170	41	1	17	Post-ASG	.244	1119	273	17	90						
.255	137	35	2	11	vs. LHP	.275	607	167	7	51						
.263	243	64	2	19	vs. RHP	.256	1598	409	23	139						
.296	71	21	1	26	Runners in Scoring Position	.265	480	127	6	156						
.500	6	3	1	10	Bases Loaded	.293	41	12	1	37						
.200	15	3	0	1	Pinch Hitting	.150	20	3	0	1						
.000	0	0	0	0	Designated Hitter	.280	100	28	0	13						

TRIPLE PLAYS — LAST TIME IT HAPPENED

The Cubs have been involved in 76 triple plays since 1876, turning 40 and hitting into 36. The Cubs have hit into the last three triple plays they've been involved in (most recently May 14, 2000, at Montreal).

On May 10, 1997, in San Francisco, the Cubs turned their last triple play. The Giants' Stan Javier faced Amaury Telemaco in the 5th inning with Kirk Rueter on second base and Darryl Hamilton on first. Javier hit a fly ball to short centerfield, to second base umpire Bob Davidson invoking the infield fly rule. The ball dropped in, and both baserunners were thrown out attempting to advance (centerfielder Brian McRae to third baseman Jose Hernandez to second baseman Ryne Sandberg).

The last triple play turned at Wrigley Field was by San Francisco on May 8, 1998 (first baseman Charlie Hayes to shortstop Rich Aurilia). The last time the Cubs turned a triple play at The Friendly Confines occurred June 2, 1983, vs. Pittsburgh — when Pirates pitcher Rick Rhoden hit into an around-the-horn triple killing (third baseman Ron Cey to second baseman Ryne Sandberg to first baseman Bill Buckner).

On May 30, 1927, shortstop Jimmy Cooney turned the only unassisted triple play in Cubs history. In the fourth inning of the Cubs' game in Pittsburgh, Cooney caught Paul Waner's line drive, stepped on second base to retire Lloyd Waner, then tagged Clyde Barnhart off first.

#53 RICH HILL — LHP

FULL NAME: Richard Joseph Hill
 BATS: Left THROWS: Left HEIGHT: 6-5 WEIGHT: 205 MLS: 0+61
 OPENING DAY AGE: 26
 BORN: 3/11/80 in Boston, MA RESIDES: Milton, MA
 CONTRACT STATUS: Signed through 2006
 FAMILY: Single
 HOW ACQUIRED: Selected in 4th round of 2002 draft



Hill's Statistics and Career Transactions

YEAR TEAM	W-L	ERA	G	GS	CG	SHO	SV	IP	H	R	ER	HR	HB	BB	SO	WP	BK
2002 — Boise-A	0-2	8.36	6	5	0	0	0	14.0	15	19	13	0	3	14	12	4	0
2003 — Lansing-A	0-1	2.76	15	4	0	0	0	29.1	14	12	9	0	3	36	50	9	0
Boise-A	1-6	4.35	14	14	0	0	0	68.1	57	40	33	5	9	32	*99	5	1
2004 — Daytona-A	7-6	4.03	28	19	0	0	0	109.1	88	64	49	9	19	*72	136	12	5
2005 — West Tenn-AA	4-3	3.28	10	10	0	0	0	57.2	42	22	21	9	2	21	90	0	0
Peoria-A	1-0	1.13	1	1	0	0	0	8.0	5	2	1	0	0	0	12	0	0
Iowa-AAA	6-1	3.60	11	10	1	0	0	65.0	53	28	26	11	4	14	92	2	0
CUBS	0-2	9.13	10	4	0	0	0	23.2	25	24	24	3	1	17	21	0	0
ML/CUBS TOTALS	0-2	9.13	10	4	0	0	0	23.2	25	24	24	3	1	17	21	0	0
MINOR LEAGUE TOTALS	19-19	3.89	85	63	1	0	0	351.2	274	187	152	34	40	189	491	32	6

*Led League

SV/OPP: 2005 — 0/0 ... HOLDS: 2005 — 0 ... IR/IRS: 2005 — 4/1

	AVG	AB	R	H	2B	3B	HR	RBI	SH	SF	HP	BB	SO	SB	CS	PCT	G	PO	A	E	TC	DP
ML TOTALS	.333	6	1	2	0	0	0	0	0	0	0	0	2	0	0	1.000	10	1	1	0	2	0

LAST HIT: 7/25/05 vs. San Francisco (infield single off Jason Schmidt) ... number of at-bats since then — 3

2002 — Selected by Cubs in 4th round of draft (scout: Scott May)

Hill: Facts and Information

Rich saw his first major league action in 2005 after being added to the Cubs' 40-man major league roster in June 2005 ... has spent his four-season professional career in the Cubs' organization.

- © has 491 strikeouts in 351.2 minor league innings.
- © is a 1999 graduate of Milton (MA) High School ... attended the University of Michigan.

Hill's 2005 Season

Rich made his first career big league start July 25 against San Francisco ... did not factor into the decision of the 3-2 Cub victory.

- © made his major league debut June 15 against Florida — gave up 2 runs in 1.0 inning of work.
- © went 0-2 with a 9.13 ERA in three stints with the big league club.
- © pitched 4.1 scoreless innings of relief on June 22 in Milwaukee ... walked two batters and struck out six in the 9-4 Cub loss.
 - ♦ the 4.1 inning-stint was the longest by a Cub reliever all season.
 - ♦ hit an infield single off Doug Davis for his first career hit.
- © ranked third among all minor leaguers in strikeouts — fanning 194 batters in 22 games for Iowa (AAA), West Tenn (AA) and Peoria (A).
 - ♦ also led all minor league pitchers with 13.4 strikeouts per 9.0 innings.
- © opened the year at West Tenn, going 4-3 with a 3.28 ERA in 10 starts ... struck out 90 batters in 57.2 innings of work.
- © appeared in one game for Peoria (A) ... picked up the win on July 8, pitching 8.0 innings and striking out 12.
- © was 6-1 in 11 games (10 starts) for Iowa ... posted a 3.60 ERA with 92 strikeouts.
 - ♦ was named the Pacific Coast League Pitcher of the Week for the week of August 15-21 ... allowed 4 runs (3 earned) in two games during the week — gave up just 2 walks and struck out 21 batters in 13.1 innings of work.
 - ♦ recorded his first career complete game in a 7.0-inning win at New Orleans on August 25.
- © named the 14th-best prospect in the Pacific Coast League and the 5th-best prospect in the Cubs minor league system following the 2005 season by *Baseball America*.

Hill's Career Review

2004: Rich went 7-6 with a 4.03 ERA in 28 games (19 starts) for Daytona (A) ... led the team in strikeouts, fanning 136 batters in 109.1 innings of work.

- Ⓢ struck out a season-high 10 batters in back-to-back starts May 20 and May 25.
- Ⓢ went 5-5 with a 3.93 ERA in his starts ... gave up 3 or fewer earned runs in 15 of his 19 starts and was unscored upon in five of those starts.
- Ⓢ pitched well on the road, posting a 1.53 ERA (9 ER/53.0 IP) in those contests.
- Ⓢ was selected by *Baseball America* as having the best curveball in the Cubs' organization.
- Ⓢ led the league with 72 walks.

2003: Split the season between Lansing (A) and Boise (A) – combining to go 1-7 with 149 strikeouts and a 3.87 ERA in 97.2 innings of work.

- Ⓢ began the campaign at Lansing, going 0-1 with a 2.76 ERA in 15 games (four starts) for the Lugnuts.
 - ◆ held opponents to a .141 average.
 - ◆ did not allow any home runs.
- Ⓢ went 1-6 with a 4.35 ERA in 14 starts for Boise.
 - ◆ led the Northwest League with 99 strikeouts.
 - ◆ struck out a then career-high 13 batters and picked up the win June 30 at Everett.

2002: Began his pro career at Boise (A), going 0-2 with a 8.36 ERA in six games (five starts).

2005 STATISTICAL BREAKDOWNS

	W-L-S	ERA	G	CG	IP	ER
TOTALS	0-2-0	9.13	10	0	23.2	24
Arizona	0-0-0	3.00	1	0	6.0	2
Cincinnati	0-1-0	21.60	2	0	3.1	8
Florida	0-0-0	18.00	1	0	1.0	2
Houston	0-0-0	0.00	1	0	0.1	0
Milwaukee	0-0-0	0.00	1	0	4.1	0
New York (AL)	0-0-0	27.00	1	0	0.1	1
New York (NL)	0-1-0	47.25	1	0	1.1	7
St. Louis	0-0-0	9.00	1	0	2.0	2
San Francisco	0-0-0	3.60	1	0	5.0	2
June	0-0-0	4.76	3	0	5.2	3
July	0-0-0	3.27	2	0	11.0	4
August	0-2-0	27.00	2	0	4.1	13
Sept./Oct.	0-0-0	13.50	3	0	2.2	4
Home	0-1-0	8.31	6	0	17.1	16
Road	0-1-0	11.37	4	0	6.1	8
Day	0-1-0	9.28	5	0	10.2	11
Night	0-1-0	9.00	5	0	13.0	13
Grass	0-2-0	9.13	10	0	23.2	24
Pre-ASG	0-0-0	4.76	3	0	5.2	3
Post-ASG	0-2-0	10.50	7	0	18.0	21
Starter	0-2-0	9.98	4	0	15.1	17
Reliever	0-0-0	7.56	6	0	8.1	7
CHI: WRIGLEY FIELD	0-1-0	8.31	6	0	17.1	16
HOU: Minute Maid Park	0-0-0	0.00	1	0	0.1	0
MIL: Miller Park	0-0-0	0.00	1	0	4.1	0
NY: Shea Stadium	0-1-0	47.25	1	0	1.1	7
NY: Yankee Stadium	0-0-0	27.00	1	0	0.1	1

TO ROUT OR BE ROUTED

Since 1900, the Cubs have won 25 games by at least 15 runs. The most recent of those victories occurred May 5, 2001 – a 20-1 contest vs. Los Angeles at Wrigley Field. Here are the most lopsided wins in Cubs history:

22 Runs – July 3, 1945	24-2 over Boston at Braves Field
19 – June 7, 1906	19-0 over N.Y. Giants at Polo Grounds
19 – May 5, 1938	21-2 over Philadelphia at Wrigley Field
19 – May 13, 1969	19-0 over San Diego at Wrigley Field
19 – August 18, 1995	26-7 over Colorado at Coors Field
19 – May 5, 2001	20-1 over Los Angeles at Wrigley Field

Since 1900, the Cubs have lost 23 games by at least 15 runs. The most recent of those losses took place May 20, 1996 – an 18-1 setback at Atlanta. Here are the most lopsided defeats in Cubs history:

22 Runs – Sept. 16, 1975	22-0 to Pittsburgh at Wrigley Field
20 – June 1, 1957	22-2 to Cincinnati at Crosley Field
19 – July 6, 1949	23-4 to Cincinnati at Crosley Field
18 – May 26, 1964	19-1 to New York at Wrigley Field
18 – April 27, 1977	21-3 to St. Louis at Wrigley Field
18 – June 23, 1986	19-1 to Philadelphia at Veterans Stadium

#62 BOB HOWRY — RHP



FULL NAME: Bob Dean Howry
 BATS: Left THROWS: Right HEIGHT: 6-5 WEIGHT: 220 MLS: 6+79
 OPENING DAY AGE: 32, turn 33 on August 4
 BORN: 8/4/73 in Phoenix, AZ RESIDES: Glendale, AZ
 CONTRACT STATUS: Signed through 2008
 FAMILY: Married — Dena ... Children — Kalyn and Tyler
 HOW ACQUIRED: Signed as free agent 12/2/05

Howry's Career Record

YEAR	TEAM	W-L	ERA	G	GS	CG	SHO	SV	IP	H	R	ER	HR	HB	BB	SO	WP	BK
1994	Everett-A	0-4	7.11	5	5	0	0	0	19.0	29	19	15	3	1	10	16	5	0
	Clinton-A	1-3	4.20	9	8	0	0	0	49.1	61	29	23	1	3	16	22	4	2
1995	San Jose-A	12-10	3.54	27	25	1	0	0	165.1	171	79	65	6	8	54	107	7	3
1996	Shreveport-AA	10-8	4.65	27	27	0	0	0	156.2	163	90	81	17	9	56	57	3	1
1997	Shreveport-AA	6-3	4.91	48	0	0	0	*22	55.0	58	35	30	6	0	21	43	3	1
	Birmingham-AA	0-0	2.84	12	0	0	0	2	12.2	16	4	4	1	0	3	3	0	0
1998	Calgary-AAA	1-2	3.41	23	0	0	0	5	31.2	25	12	12	2	2	10	22	4	0
	Chi White Sox	0-3	3.15	44	0	0	0	9	54.1	37	20	19	7	2	19	51	2	0
1999	Chi White Sox	5-3	3.59	69	0	0	0	28	67.2	58	34	27	8	3	38	80	3	1
2000	Chi White Sox	2-4	3.17	65	0	0	0	7	71.0	54	26	25	6	4	29	60	2	0
2001	Chi White Sox	4-5	4.69	69	0	0	0	5	78.2	85	41	41	11	4	30	64	6	0
2002	Chi White Sox	2-2	3.91	47	0	0	0	0	50.2	45	22	22	7	3	17	31	1	0
	Boston	1-3	5.00	20	0	0	0	0	18.0	22	15	10	2	2	4	14	1	0
2003	Pawtucket-AAA	2-0	1.06	13	0	0	0	0	17.0	14	2	2	1	1	1	10	0	0
	Boston	0-0	12.46	4	0	0	0	0	4.1	11	6	6	1	0	3	4	0	0
2004	Buffalo-AAA#	1-1	5.19	18	0	0	0	0	26.0	22	15	15	3	2	6	24	0	0
	Cleveland	4-2	2.74	37	0	0	0	0	42.2	37	14	13	5	2	12	39	0	0
2005	Cleveland	7-4	2.47	79	0	0	0	3	73.0	49	23	20	4	0	16	48	0	0
MAJOR LEAGUE TOTALS		25-26	3.58	434	0	0	0	52	460.1	398	201	183	51	20	168	391	15	1

*Led League ... #Injury Rehabilitation Assignment

LAST MAJOR LEAGUE SAVE: 8/5/05 @ Detroit (9-6)

SV/OPP: 2005 — 3/5 ... ML Career — 52/77 ... HOLDS: 2005 — 29 ... ML Career — 107 ... IR/IRS: 2005 — 33/6 ... ML Career — 200/59

	AVG	AB	R	H	2B	3B	HR	RBI	SH	SF	HP	BB	SO	SB	CS	PCT	G	PO	A	E	TC	DP
2005	.000	1	0	0	0	0	0	0	0	0	0	0	0	0	0	.923	79	6	6	1	13	2
ML TOTALS	.000	1	0	0	0	0	0	0	0	0	0	0	0	0	0	.958	434	20	48	3	71	4

1994 — Selected by San Francisco in 5th round of draft
 1997 — Traded to Chicago (AL) 7/31 with IF Mike Caruso, P Lorenzo Barcelo, P Keith Foulke, P Ken Vining and OF Brian Manning for P Wilson Alvarez, P Roberto Hernandez, P Danny Darwin
 2000 — On Major League suspended list 4/28-5/1
 2002 — Traded to Boston 7/31 for P Franklin Francisco and P Byeong An
 2003 — On disabled list 8/22-end of season ... right elbow surgery
 2003 — Released 10/24 ... signed by Buffalo (Cleveland) 1/7/04
 2005 — Elected free agency 10/27 ... signed by Cubs 11/29

HOWRY'S CAREER HIGHS AND LOWS

MOST STRIKEOUTS: 5, 8/22/98 @ Seattle
MOST HITS ALLOWED: 4 (10 times), most recently 7/2/04 @ Cincinnati
MOST RUNS ALLOWED: 6, 9/7/99 @ Anaheim
MOST HOMERS ALLOWED: 3, 7/2/02 vs. Detroit
LONGEST WINNING STREAK: 4 games, 4/17-6/15/05
LONGEST LOSING STREAK: 4 games, 7/5/98-5/11/99

LONGEST RELIEF APPEARANCE: 3.0 innings (twice), most recently 7/28/02 vs. Kansas City
MOST CONSECUTIVE SCORELESS INNINGS: 14.2, 7/11-8/2/98 (10 games)
MOST CONSECUTIVE SAVE SITUATIONS CONVERTED: 9, 9/25/98-5/11/99

DIVISION SERIES STATISTICS

YEAR	TEAM/OPP	W-L	ERA	G	GS	CG	SHO	SV	IP	H	R	ER	HR	HB	BB	SO	WP	BK
2000	-CWS vs. Sea	0-0	3.38	2	0	0	0	0	2.2	2	1	1	0	0	2	4	0	0

Howry: Facts and Information

Bob signed a three-year contract with the Cubs in November 2005 ... the right-handed reliever has seen big league action with three other clubs, as he has pitched in the majors for the Chicago White Sox (1998-2002), Boston (2002-2003) and Cleveland (2004-2005).

- ⊙ has worked solely out of the bullpen, going 25-26 with 107 holds and 52 saves in 434 games — all while limiting opponents to a .235 batting average.
- ⊙ began his professional career after being selected in the fifth round of the June 1994 draft out of McNeese State University (LA).
- ⊙ attended Yavapai Junior College in Prescott, AZ, and was on the team that won the Junior College World Series in 1993.
- ⊙ graduated from Deer Valley High School (AZ) in 1991.

Howry's 2005 Season

Bob had one of the most successful seasons of his career, going 7-4 with a 2.47 ERA in 79 games ... set career marks in wins, ERA, holds (29) and opponents batting average against (.191).

- ⊙ ranked 10th among American League relievers in ERA.
 - ◆ also was third in the league in holds, tied for third in appearances, tied for fourth in wins (by a reliever) and seventh in opponents batting average against (by a reliever).
- ⊙ stranded 27 of his 33 inherited runners (18.2 percent scored).
- ⊙ crafted a 0.99 ERA (4 ER/36.1 IP) in 37 games after the All Star Break ... opponents batted a miniscule .146 off the reliever.
- ⊙ had a season-high 13.1-consecutive scoreless innings streak August 3-September 3.
 - ◆ gave up 6 hits and 1 walk while fanning 8 batters over the 14-game streak.
- ⊙ committed a fielding error on September 3 at Minnesota ... it was his first error since June 26, 2002 — a 137-game span.
- ⊙ surrendered 2 or more earned runs just four times all season.
 - ◆ recorded a 1.26 ERA in his remaining 75 games.
- ⊙ did not allow an earned run over a 21-game span from August 3-September 19.
 - ◆ allowed 10 hits and 2 walks while striking out 13 batters ... limited opponents to a .137 average over the 21.1 innings.
- ⊙ won a career-high four straight decisions April 17-June 15.
- ⊙ recorded his 50th career save May 28, working 1.0 scoreless inning in a 6-3 defeat of Oakland.

Howry's Career Review

2004: Bob went 4-2 with a 2.74 ERA in his first season with Cleveland ... signed with the Indians as a minor league free agent prior to the season.

- ⊙ spent the first month of the season rehabilitating his elbow ... was a non-roster invitee to big league camp and began throwing off a mound in late March.
- ⊙ pitched in a game for the first time on May 11, working 1.0 scoreless inning.
- ⊙ was 1-1 in 18 games for Buffalo (AAA) ... held opponents to a .220 average.
 - ◆ worked 2.0 or more innings in six appearances.
- ⊙ was promoted to Cleveland on June 29 and made his first appearance as an Indian that night, tossing a shutout frame.
- ⊙ earned his first win since 2002 on July 9 against Oakland (5-4) ... was the beneficiary of a 3-run inning after pitching a scoreless frame.

2003: Appeared in just four early-season games for Boston as he battled right elbow problems.

- ⊙ was optioned to Pawtucket (AAA) on April 15, where he went 2-0 with a 1.06 ERA in 13 Triple-A appearances.
 - ◆ did not give up a run over his final 8.2 innings (spanning eight games).
- ⊙ underwent season-ending surgery on July 1 to repair a damaged flexor tendon in his elbow.
 - ◆ was placed on the 60-day disabled list August 22.

2002: Was sent to Boston for a pair of minor league pitchers at the July trading deadline ... went 3-5 with a 4.19 ERA in 67 combined games.

- ⊙ opened the year with the Chicago White Sox, going 2-2 in 47 games.
- ⊙ allowed just 9 of 37 inherited runners to score (24.3 percent).

- Ⓞ made his season debut on Opening Day, earning a hold as he retired the only batter he faced.
- Ⓞ worked 2.0 or more innings in eight games for the White Sox ... had a 1.50 ERA (3 ER/18.0 IP) in those outings.
 - ◆ tied a career high on July 28, working 3.0 innings in a 4-2 defeat of Kansas City ... he earned the win in what would be his last appearance for the White Sox.
- Ⓞ made his first appearance in a Red Sox uniform on August 1.
- Ⓞ earned his first win for Boston on August 21, retiring six straight batters in a 5-3 decision.

2001: Tied a then career-high, appearing in 69 games and going 4-5 with 5 saves for the White Sox.

- Ⓞ worked a career-high 78.2 innings.
- Ⓞ was 5-for-11 in save opportunities.
- Ⓞ worked 2.0 or more innings in 12 games, fashioning a 2.10 ERA in those appearances.
- Ⓞ suffered a three-game losing streak July 6-August 18.
- Ⓞ pitched a career-high 3.0 innings July 22 in a 13-8 defeat of Boston ... earned the save in the contest.

2000: Recorded the American League's sixth-best opponents batting average against for a reliever (.216) in his third season in the majors.

- Ⓞ was 2-4 with 7 saves, 14 holds and a 3.17 ERA in 65 games.
- Ⓞ left-handed batters hit just .174 off him, going 21-for-121 with 2 homers.
- Ⓞ pitched 2.0 innings in nine games – and allowed just 1 earned run over the 18.0 innings (0.50 ERA).
 - ◆ gave up 9 hits and 4 walks and struck out 15 batters.
- Ⓞ did not surrender an earned run from August 17-September 13 ... allowed 8 hits over the 14.1 inning streak (spanning 11 games).
 - ◆ was the tough-luck loser September 5 against Texas (2-1), giving up 1 unearned run in a 1.1-inning appearance.
- Ⓞ was ejected in the ninth inning on April 22 when he hit Detroit's Shane Halter with a pitch after both benches had been warned.
 - ◆ served a three-game suspension April 28-30.
- Ⓞ saw postseason action for the first time in his career, appearing in two contests in the American League Division Series.
- Ⓞ underwent arthroscopic surgery on his right shoulder following the season.
 - ◆ the surgery was performed October 12 by Dr. James Boscardin at Palos Community Hospital.

1999: Spent his first full season at the major league level, going 5-3 with 28 saves and a 3.59 ERA.

- Ⓞ converted 28 of 34 save opportunities (82.4 percent).
 - ◆ converted seven straight chances on two occasions, doing so from April 17-May 1 and September 12-October 1.
- Ⓞ limited opponents to a .229 average – and struck out 80 batters in 67.2 innings.

- Ⓞ ranked eighth in the American League in games finished (54) and ninth in saves.
- Ⓞ stranded 11 of 13 inherited runners.
- Ⓞ finished the year in seventh in *Roloids* Relief Man standings.
- Ⓞ earned his first major league victory June 30 in Kansas City.
 - ◆ pitched 2.0 scoreless innings in the 10-9, 10th-inning win.
- Ⓞ won three games in a week, earning the wins on August 14, August 17 and August 21.
 - ◆ also picked up 2 saves during the five-game span.

1998: Split the season between Calgary (AAA) and Chicago, combining to see action in 67 games.

- Ⓞ made his major league debut June 21, tossing 2.0 shutout frames in a 6-1 loss to Minnesota.
- Ⓞ worked a career-high 14.2 scoreless innings July 11-August 2.
 - ◆ gave up just 4 hits and 2 walks ... struck out 17 batters as he held the opponents to a .083 average.
 - ◆ earned 6 holds over the 10-game span.
- Ⓞ converted 9 of 11 save opportunities.
- Ⓞ picked up his first big league save August 28, retiring 3 straight batters in an 8-7 defeat of Texas.
 - ◆ converted his next six opportunities – all within two weeks ... did not surrender a run over the nine games (spanning 10.0 innings).
- Ⓞ led American League rookies in saves, was third in games (44) and 10th in strikeouts (51).
- Ⓞ fanned a career-high 5 batters in a 2.1-inning stint August 22 at Seattle.
- Ⓞ opened the season at Calgary (AAA), where he went 1-2 with 5 saves and a 3.41 ERA in 23 games.

1997: Split the season between Shreveport (AA) and Birmingham (AA), as he was acquired by the Chicago White Sox as part of a nine-player deal at the trading deadline.

- Ⓞ was converted to a reliever prior to the season.
- Ⓞ went 6-3 with 22 saves in his final 48 games in San Francisco's organization.
 - ◆ led the Texas League in saves and games finished (39) despite his mid-season trade ... was named to the league's all-star team.
- Ⓞ earned 2 saves and recorded a 2.84 ERA in his first 12 games in the White Sox organization.
- Ⓞ pitched for the Mesa Saguaros in the Arizona Fall League.

1996: Made a career-high 27 starts in his first season at the Double-A level.

- Ⓞ recorded his second career double-digit wins season, going 10-8 with a 4.65 ERA
- Ⓞ ranked third in the Texas League in starts.

1995: Won a career-high 12 games while pitching for San Jose, going 12-10 with a 3.54 ERA in 27 games (25 starts).

- Ⓞ also set career marks in innings pitched (165.1) and strikeouts (107).
- Ⓞ was fourth in the California League in wins and fifth in innings pitched.

1994: Made his professional debut after being selected in the fifth round of the draft.
 © pitched in 14 combined games for Everett (A) and Clinton (A).

Howry's 2005 and Career Statistical Breakdowns

W-L-S	ERA	G	CG	IP	ER	2005/CAREER	W-L-S	ERA	G	CG	IP	ER	CAREER BY PARK	W-L-S	ERA	G	CG	IP	ER
7-4-3	2.47	79	0	73.0	20	TOTALS	25-26-52	3.58	434	0	460.1	183	ATL: Turner Field	0-0-0	0.00	2	0	1.2	0
0-0-0	0.00	0	0	0.0	0	Arizona	0-0-0	0.00	0	0	0.0	0	BAL: Camden Yards	2-1-3	1.64	11	0	11.0	2
0-0-0	0.00	0	0	0.0	0	Atlanta	0-0-0	0.00	2	0	1.2	0	BOS: Fenway Park	1-2-2	6.75	18	0	18.2	14
0-0-0	0.00	2	0	0.2	0	Baltimore	2-1-3	4.37	20	0	22.2	11	CHI: WRIGLEY FIELD	0-0-0	6.75	5	0	4.0	3
0-0-0	6.75	3	0	2.2	2	Boston	0-1-5	4.86	16	0	16.2	9	CIN: Cinergy Field	0-0-0	0.00	2	0	1.2	0
0-1-0	1.74	10	0	10.1	2	Chicago (AL)	0-1-0	2.16	15	0	16.2	4	CIN: Great American	0-0-0	0.00	3	0	3.2	0
0-0-0	0.00	0	0	0.0	0	Chicago (NL)	1-0-1	2.61	11	0	10.1	3	CLE: Jacobs Field	7-3-5	2.44	72	0	77.1	21
1-1-0	3.00	4	0	3.0	1	Cincinnati	1-1-0	1.13	9	0	8.0	1	CWS: U.S. Cellular Field	8-8-25	4.06	156	0	175.0	79
0-0-0	0.00	0	0	0.0	0	Cleveland	1-1-5	3.49	31	0	38.2	15	DET: Comerica Park	1-0-2	2.70	18	0	16.2	5
1-0-0	4.50	2	0	2.0	1	Colorado	1-0-0	4.50	2	0	2.0	1	DET: Tiger Stadium	0-0-1	5.40	5	0	5.0	3
0-0-1	0.00	9	0	10.0	0	Detroit	3-0-5	3.25	44	0	44.1	16	HOU: Astrodome	0-0-0	6.75	2	0	2.2	2
0-0-0	0.00	0	0	0.0	0	Florida	0-0-0	0.00	0	0	0.0	0	HOU: Minute Maid Park	0-0-0	0.00	1	0	2.0	0
0-0-0	0.00	0	0	0.0	0	Houston	0-0-1	3.18	4	0	5.2	2	KC: Kauffman Stadium	2-1-5	1.32	21	0	27.1	4
1-1-0	2.70	7	0	6.2	2	Kansas City	3-2-5	1.88	41	0	52.2	11	LAA: Angel Stadium	0-0-1	7.56	9	0	8.1	7
0-0-0	0.00	3	0	3.0	0	Los Angeles (AL)	2-0-2	6.30	21	0	20.0	14	MLL: County Stadium	0-0-0	0.00	1	0	2.0	0
0-0-0	0.00	0	0	0.0	0	Los Angeles (NL)	0-0-0	0.00	0	0	0.0	0	MLL: Miller Park	0-0-0	0.00	1	0	2.0	0
0-0-0	0.00	0	0	0.0	0	Milwaukee	0-0-0	2.08	6	0	8.2	2	MIN: Metrodome	1-3-2	3.45	20	0	15.2	6
3-1-0	0.96	10	0	9.1	1	Minnesota	4-3-4	2.56	39	0	38.2	11	NY: Yankee Stadium	0-0-1	2.70	9	0	10.0	3
0-0-0	13.50	5	0	2.2	4	New York (AL)	0-0-3	7.15	23	0	22.2	18	OAK: McAfee Coliseum	0-2-1	6.75	8	0	8.0	6
0-0-0	0.00	0	0	0.0	0	New York (NL)	0-0-0	6.75	2	0	2.2	2	PHI: Veterans Stadium	0-0-0	0.00	2	0	1.2	0
0-0-1	0.00	5	0	5.0	0	Oakland	1-3-3	4.26	24	0	25.1	12	PIT: Three Rivers	0-0-0	0.00	1	0	1.0	0
0-0-0	0.00	0	0	0.0	0	Philadelphia	0-0-0	0.00	2	0	1.2	0	SD: PETCO Park	0-0-1	0.00	2	0	1.2	0
0-0-0	0.00	0	0	0.0	0	Pittsburgh	0-1-1	9.00	4	0	5.0	5	SEA: Kingdome	0-0-0	0.00	2	0	3.1	0
0-0-0	0.00	0	0	0.0	0	St. Louis	0-0-1	10.13	3	0	2.2	3	SEA: Safeco Field	2-2-0	2.45	18	0	14.2	4
0-0-1	0.00	2	0	1.2	0	San Diego	0-0-1	0.00	2	0	1.2	0	SP: AT&T Park	0-0-0	13.50	2	0	2.0	3
0-0-0	13.50	2	0	2.0	3	San Francisco	0-0-0	13.50	2	0	2.0	3	STL: Busch Stadium	0-0-1	4.50	2	0	2.0	1
1-0-0	2.70	5	0	3.1	1	Seattle	2-2-3	1.67	30	0	27.0	5	TB: Tropicana Field	0-2-0	6.94	13	0	11.2	9
0-0-0	0.00	2	0	2.1	0	Tampa Bay	0-4-2	5.40	23	0	21.2	13	TEX: Ameriquest Field	1-1-0	6.17	13	0	11.2	8
0-0-0	9.00	4	0	3.0	3	Texas	4-4-3	4.91	32	0	33.0	18	TOR: Rogers Centre	0-1-2	1.50	15	0	18.0	3
0-0-0	0.00	4	0	5.1	0	Toronto	0-2-4	1.27	26	0	28.1	4							
0-0-0	0.00	0	0	0.0	0	Washington	0-0-0	0.00	0	0	0.0	0							
1-1-0	2.00	10	0	9.0	2	March/April	1-1-7	4.09	53	0	55.0	25							
2-0-1	2.63	14	0	13.2	4	May	5-4-4	4.78	56	0	52.2	28							
2-1-1	5.73	13	0	11.0	7	June	4-2-11	2.81	73	0	77.0	24							
1-0-0	3.00	12	0	9.0	3	July	5-5-5	3.71	76	0	94.2	39							
0-0-1	0.69	13	0	13.0	1	August	6-8-11	3.14	94	0	97.1	34							
1-2-0	1.56	17	0	17.1	3	Sept./Oct.	4-6-14	3.55	82	0	83.2	33							
4-2-1	1.87	37	0	33.2	7	Home	16-11-26	3.92	213	0	234.1	102							
3-2-2	2.97	42	0	39.1	13	Road	9-15-26	3.23	221	0	226.0	81							
2-1-0	1.48	26	0	24.1	4	Day	6-9-21	3.16	127	0	134.0	47							
5-3-3	2.96	53	0	48.2	16	Night	19-17-31	3.75	307	0	326.1	136							
6-3-3	2.80	71	0	64.1	20	Grass	24-20-48	3.63	377	0	404.2	163							
1-1-0	0.00	8	0	8.2	0	Artificial	1-6-4	3.23	57	0	55.2	20							
5-2-2	3.93	42	0	36.2	16	Pre-ASG	12-9-22	4.10	206	0	213.0	97							
2-2-1	0.99	37	0	36.1	4	Post-ASG	13-17-30	3.13	228	0	247.1	86							
0-0-0	0.00	0	0	0.0	0	Starter	0-0-0	0.00	0	0	0.0	0							
7-4-3	2.47	79	0	73.0	20	Reliever	25-26-52	3.58	434	0	460.1	183							

LEFTY/RIGHTY SPLITS

Vs. Left-handed Batters:
 2005 - .180 (16-89), 1 HR
 ML Career - .231 (180-779), 24 HR

Vs. Right-handed Batters:
 2005 - .198 (33-167), 3 HR
 ML Career - .238 (218-917), 27 HR

SAVE RULE

Rule 10.20 tells the official scorer to credit a pitcher with a save when:

(1) He is the finishing pitcher in a game won by his club, and; (2) he is not the winning pitcher, and; (3) he qualifies under the following conditions: (a) he enters the game with a lead of no more than 3 runs and pitches for at least 1.0 inning, or; (b) he enters the game with the potential tying run either on base, at bat or on deck, or; (c) he pitches effectively for at least 3.0 innings.

When a relief pitcher enters a game in a save situation and departs or the game ends with the save situation no longer in effect because he has given up the lead, he is charged with a "blown save." If the save opportunity still exists when he leaves the game, he is not charged with a save opportunity.

If the pitcher has not given up the lead when he leaves the game, though the save opportunity may no longer exist because of added runs scored by his own team, he is not charged with a save opportunity.

#11 JACQUE JONES — OF



FULL NAME: Jacquie Dewayne Jones
 BATS: Left THROWS: Left HEIGHT: 5-10 WEIGHT: 200 MLS: 6+117
 OPENING DAY AGE: 30, turns 31 on April 25
 BORN: 4/25/75 in San Diego, CA RESIDES: San Diego, CA
 CONTRACT STATUS: Signed through 2008
 FAMILY: Married — Krista ... Children — Jacquie Jr.
 HOW ACQUIRED: Signed as a free agent 12/20/05

Jones' Statistics and Career Transactions

YEAR	TEAM	AVG	G	AB	R	H	2B	3B	HR	RBI	SH	SF	HP	BB	SO	SB	CS	E
1996	- Ft. Myers-A	.667	1	3	0	2	1	0	0	1	0	0	0	0	0	0	1	0
1997	- Ft. Myers-A	.297	131	539	84	*160	33	6	15	82	0	2	3	33	110	24	12	7
1998	- New Britain-AA	.299	134	518	78	155	39	3	21	85	4	3	4	37	134	18	11	10
1999	- Salt Lake-AAA	.298	52	198	32	59	13	2	4	26	1	2	0	9	36	9	2	2
	Minnesota	.289	95	322	54	93	24	2	9	44	1	3	4	17	63	3	4	5
2000	- Minnesota	.285	154	523	66	149	26	5	19	76	1	0	0	26	111	7	5	2
2001	- Minnesota	.276	149	475	57	131	25	0	14	49	2	0	3	39	92	12	9	5
2002	- Minnesota	.300	149	577	96	173	37	2	27	85	4	6	2	37	129	6	7	5
2003	- Minnesota	.304	136	517	76	157	33	1	16	69	1	5	4	21	105	13	1	5
2004	- Minnesota	.254	151	555	69	141	22	1	24	80	2	1	10	40	117	13	10	2
2005	- Minnesota	.249	142	523	74	130	22	4	23	73	2	4	5	51	120	13	4	4
MAJOR LEAGUE TOTALS		.279	976	3492	492	974	189	15	132	476	13	19	28	231	737	67	40	28

*Led League

SLG: 2005 — .438 ... ML Career — .455 OBP: 2005 — .319 ... ML Career — .327

PCT	G	PO	A	E	TC	DP	2005/CAREER	PCT	G	PO	A	E	TC	DP
.985	123	261	9	4	274	2	Right Field	.991	297	634	15	6	655	3
1.000	10	17	1	0	18	0	Center Field	.987	159	376	11	5	392	2
							Left Field	.983	461	971	28	17	1016	2
.986		278	10	4	292	2	ML TOTALS	.986		1981	54	28	2063	7

LAST APPEARANCE IN LEFT FIELD: 8/30/03 @ Texas

DIVISION SERIES STATISTICS

YEAR	TEAM/OPP	AVG	G	AB	R	H	2B	3B	HR	RBI	SH	SF	HP	BB	SO	SB	CS	E
2002	- Min vs. Oak	.250	5	20	3	5	3	0	0	1	0	0	1	1	8	0	0	1
2003	- Min vs. NY (AL)	.125	4	16	0	2	0	0	0	0	0	0	0	0	5	0	0	0
2004	- Min vs. NY (AL)	.300	4	20	3	6	1	0	2	2	0	0	0	0	6	0	1	0
DIVISION SERIES TOTALS		.232	13	56	6	13	4	0	2	3	0	0	1	0	19	0	1	1

LEAGUE CHAMPIONSHIP SERIES STATISTICS

YEAR	TEAM/OPP	AVG	G	AB	R	H	2B	3B	HR	RBI	SH	SF	HP	BB	SO	SB	CS	E
2002	- Min vs. Ana	.100	5	20	0	2	1	0	0	2	0	1	0	0	4	0	0	0

JACQUE JONES' CAREER BESTS

GAME-OPENING HOMERS: 20 — 7/31/99 vs. Detroit (Nelson Cruz), 7/16/99 vs. Cleveland (Jaret Wright), 5/19/00 @ Oakland (Gil Heredia), 5/28/00 vs. Texas (Rick Helling), 6/2/00 @ Cincinnati (Rob Bell), 4/11/02 @ Kansas City (Jeff Suppan), 4/11/02 @ Cleveland (Bartolo Colon), 5/15/02 @ Kansas City (Blake Stein), 5/24/02 @ Anaheim (Ramon Ortiz), 7/18/02 @ Cleveland (Ryan Drese), 8/2/02 vs. Kansas City (Jeff Suppan), 8/19/02 @ Chicago-AL (Gary Glover), 8/20/02 @ Chicago-AL (Jim Parque), 8/22/02 @ Kansas City (Runelvys Hernandez), 8/30/02 @ Oakland (Tim Hudson), 9/17/02 @ Detroit (Shane Loux), 5/6/03 @ Tampa Bay (Steve Parris), 5/29/03 vs. Seattle (Gil Meche), 6/1/03 vs. Seattle (Freddy Garcia), 6/7/03 @ San Diego (Carlton Loewer)

MOST HITS: 5 (twice), most recently 5/6/03 @ Tampa Bay ... also has four 4-hit games
MOST RBI: 5 (four times), most recently 6/4/02 vs. Cleveland ... also has six 4-RBI games
MOST RUNS SCORED: 3 (11 times), most recently 7/4/05 @ Los Angeles Angels of Anaheim
MOST STOLEN BASES: 2 (four times), most recently 6/28/05 vs. Kansas City
LONGEST HITTING STREAK: 17 games, 9/30/01-4/12/02 ... also has two other double-digit hitting streaks
2-HOMER GAMES: 8, most recently 9/18/03 vs. Chicago White Sox
GRAND SLAMS: 2 — 7/12/01 @ Milwaukee (Jimmy Haynes), 5/28/02 @ Texas (Chan Ho Park)

1996 – Selected by Minnesota in 2nd round of the draft
2003 – On disabled list 7/1-7/17 ... strained left groin
2005 – Elected free agency 10/28 ... signed with Cubs 12/20

Jones: Facts and Information

Jacque signed a three-year contract with the Cubs in December 2005 ... he had spent his entire career with Minnesota.

- ⊙ has appeared in 18 postseason contests, seeing action in the American League Division Series (2002-2004) and the AL Championship Series (2002).
- ⊙ has recorded at least 22 doubles every season of his career – including a career-high 37 in 2002.
- ⊙ has hit 20 leadoff home runs.
- ⊙ won a bronze medal as part of the USA Olympic team in 1996 at the Olympic Games in Atlanta.
- ⊙ began his professional career in 1996 after being selected in the second round of the June draft out of the University of Southern California.
 - ◆ was a two-time PAC-10 all-conference selection and a third-team all-American selection in 1996 ... tied for third in the NCAA in hits (106) in 1995 and was second in the NCAA in hits the following season (93).
- ⊙ is a 1993 graduate of San Diego (CA) High School, where he played baseball, basketball and football.

Jones' 2005 Season

Jacque batted .249 with 22 doubles, 23 homers and 73 RBI in 142 games for Minnesota.

- ⊙ the outfielder led the Twins in homers, runs scored (74) and total bases (229).
- ⊙ tied a career high, collecting 13 stolen bases.
- ⊙ batted .353 (24-68) and had a .471 on-base percentage and a .603 slugging percentage in 21 games in the month of April.
- ⊙ had a 13-game hitting streak May 31-June 14, batting .345 (19-55) over the stretch.
- ⊙ recorded his second career double-digit assists season, collecting 10.
 - ◆ was tied for fourth among American League outfielders.
- ⊙ had 31 multi-hit games and 18 multi-RBI affairs.
- ⊙ doubled and homered in the same game five times, including a 3-hit affair on August 5 in a 12-0 defeat of Boston.
- ⊙ hit a game-winning pinch-homer May 10 off Baltimore's Steve Kline ... the 10th-inning blast put the Twins up 5-4 in their 6-4 win.
 - ◆ it was his second career pinch-homer.
- ⊙ hit a one-out, solo walkoff homer off Baltimore's Jason Grimsley on July 20.
- ⊙ made his sixth career Opening Day start.
- ⊙ found a groove when facing National League pitching June 8-10, homering in three straight games for the first time in his career.
 - ◆ hit a 2-run homer off Arizona's Claudio Vargas on June 8, followed up with another 2-run blast off Arizona's Javier Vazquez on June 9 and hit a solo shot off Los Angeles Dodger Brad Penny on June 10.

Jones' Career Review

2004: Jacque saw his average dip to .254, but still ranked second on the club in homers (24) and RBI (80).

- ⊙ ranked sixth among American League outfielders in fielding percentage (.994), committing just 2 errors in 325 total chances.
- ⊙ tied a career high with 13 stolen bases.
- ⊙ saw action in 151 games, 3 shy of his career high.
- ⊙ had a 12-game hitting streak August 9-21, batting .354 (17-48) over the stretch.
 - ◆ also had an eight-game streak April 12-21, going 15-for-32 (.469) with 4 doubles, 10 RBI and 4 stolen bases.
- ⊙ had 38 multi-hit games and 22 multi-RBI games.
 - ◆ had six 3-hit games.
- ⊙ homered in back-to-back games August 27-28.

- ⊙ hit a game-winning walkoff homer April 27 off Toronto's Justin Speier ... the 3-run homer gave the Twins a 7-4 victory.
- ⊙ also had a game-winning home run on July 31 off Boston's Alan Embree ... the one-out, solo shot came in the eighth inning.
- ⊙ drove in a season-high 4 runs on April 18 against Kansas City, as he hit a 2-run double and a 2-run triple.

2003: Batted a career-high .304 in 136 games and stole a career-high 13 bases.

- ⊙ had 33 doubles, 16 homers and 69 RBI.
- ⊙ went on the disabled list for the first time in his career ... was on the 15-day DL July 1-17 with a strained left groin.

- Ⓢ notched 42 multi-hit games (including 13 3-hit games) and 16 multi-RBI games.
 - Ⓢ had a 10-game hitting streak April 4-16, batting .381 (16-42) over the stretch.
 - Ⓢ drove in a season-high 4 runs in his second game of the season, going 2-for-4 with a home run in the 8-1 defeat of Detroit on April 2.
 - Ⓢ went deep twice in the game on May 6 at Tampa Bay, hitting a leadoff homer off Steve Parris and adding a solo shot in the third frame off Parris.
 - ◆ it was Jones' sixth career 2-homer game and 16th career leadoff home run.
 - ◆ was 5-for-5 on the day ... the 5 hits tied a career high.
 - Ⓢ had four leadoff homers on the year, as he also went deep to open the game on May 29, June 1 and June 7.
 - Ⓢ recorded his seventh career 2-homer game June 7 in San Diego, tagging Carlton Loewer for a pair of solo shots.
 - ◆ the first roundtripper was Jones' 20th career leadoff home run.
 - Ⓢ hit a pair of homers in a 5-3 defeat of the Chicago White Sox on September 18 ... hit a pair of 2-out, 2-run roundtrippers off Bartolo Colon.
 - ◆ the 4 RBI tied a season high.
 - ◆ it was his eighth career 2-homer game.
 - Ⓢ hit a game-winning walkoff home run on June 25, tagging White Sox's Billy Koch for a solo homer in the 11th inning in Minnesota's 6-5 victory.
 - Ⓢ also had the game-winning hit on July 31, hitting a bases-loaded, one-out single off Baltimore's Travis Driskell in a 10-9 win.
- 2002:** Had one of the best seasons of his career, batting .300 with 37 doubles, 27 homers and 85 RBI ... also scored 96 runs and recorded a .341 on-base percentage and a .511 slugging percentage.
- Ⓢ established career marks in hits (173), average, runs, doubles, homers, RBI, on-base percentage and slugging percentage.
 - Ⓢ had 54 multi-hit games and 17 multi-RBI games.
 - Ⓢ hit 11 leadoff homers on the season, including going deep in his first at-bat of the year on April 1.
 - Ⓢ went 3-for-5 on April 1 in Kansas City ... the outfielder collected 4 RBI on the day, homering off both Jeff Suppan and Cory Bailey.
 - ◆ it was his second career 2-homer game.
 - Ⓢ had four 2-homer games on the season, also accomplishing the feat on May 15, July 26 and August 19.
 - Ⓢ opened the year with an 11-game hitting streak, batting .409 (18-44).
 - ◆ scored 11 runs and drove in 9 runs over the span.
 - ◆ closed out the 2001 season with a 6-game streak, giving the outfielder a career-high 17-game streak.
 - Ⓢ tied a career high on May 28 when he drove in 5 runs ... hit his second career grand slam in the contest, tagging Texas' Chan Ho Park in the second inning.
 - ◆ added an RBI-double in the fourth in the 11-4 win.

- Ⓢ also collected 5 RBI on June 4, hitting a 3-run homer, an RBI-double and an RBI-groundout in a 23-2 defeat of Cleveland.
- Ⓢ was 5-for-6 on July 22 at the White Sox ... had a pair of doubles and a 2-run home run in the contest.
 - ◆ the 5 hits were a career-high.
- Ⓢ toured Japan with the Major League All-Star team following the season.

2001: Batted .276 with 25 doubles, 14 homers and 49 RBI in 149 games ... also stole a career-high 12 bases.

- Ⓢ had 34 multi-hit games.
- Ⓢ hit safely in a season-high 8 straight games May 17-26.
- Ⓢ went deep twice in the same game for the first time in his career, doing so in a 13-5 defeat of Milwaukee on July 12.
 - ◆ hit his first career grand slam in the second inning (off Jimmy Haynes) and added a solo shot in the seventh off Chad Fox.
 - ◆ tied a career high, collecting 5 RBI in the game.

2000: Hit .285 with 26 doubles, 19 homers and 76 RBI in his first full season in the majors.

- Ⓢ ranked third among American League outfielders in fielding percentage (.994).
- Ⓢ had 39 multi-hit games and 19 multi-RBI affairs.
 - ◆ collected a season-high 4 hits May 18 at Oakland.
 - ◆ drove in a season-high (and career-high) 5 runs on September 19 against Texas.
- Ⓢ homered in back-to-back games April 9-10 and May 4-5.
- Ⓢ hit three leadoff home runs on the season, including two in a nine-day span (May 19 and May 28).

1999: Opened the year at Salt Lake (AAA), where he hit .298 with 13 doubles and 26 RBI in 52 games.

- Ⓢ was promoted to Minnesota on June 9 and spent the remainder of the season with the big league club.
- Ⓢ hit .289 with 24 doubles, 9 homers and 44 RBI in his first 95 big league games.
- Ⓢ made his Major League debut June 9 ... collected his first big league hit two days later, singling off Milwaukee's David Weathers.
- Ⓢ batted leadoff for the first time on June 12 and hit an RBI-single as part of a 6-run fourth inning for his first career RBI.
- Ⓢ homered for the first time in the big leagues on July 3 — hitting a leadoff homer off Detroit's Nelson Cruz.
- Ⓢ drove in a season-high 4 runs August 31 in Toronto, as he went 3-for-4 with a 3-run homer and an RBI-single.

1998: Was an Eastern League all-star, as he batted .299 in 134 games for New Britain (AA).

- Ⓢ established career marks in average, games, doubles (39), homers (21) and RBI (85).

- ◆ led the league in extra-base hits (63), was second in total bases (263), tied for second in doubles, fourth in hits (155), fifth in slugging percentage (.508) and seventh in batting average.
- Ⓞ had a 13-game hitting streak July 28-August 12, going 22-for-52 (.423) over the stretch.
- Ⓞ recorded a season-high 4 hits May 2 vs. Portland and drove in a season-high 4 runs June 11 at Norwich.
- Ⓞ hit a game-winning homer in the 14th inning on August 2 vs. Norwich.
- Ⓞ was named the Twins' seventh-best prospect and the third-best prospect in the Eastern League by *Baseball America*.

1997: Was a midseason and postseason Florida State League all-star, batting .297 with 33 doubles, 6 triples, 15 homers and 82 RBI.

- Ⓞ led the league in hits, was fourth in total bases (250) and extra-base hits (54) and fifth in doubles (33).

- Ⓞ homered in three straight games to start the season (April 3-5) and was named the Florida State League player of the week for his efforts.
- Ⓞ in addition, he hit safely in 11 straight games to open the year, going 22-for-51 (.431) April 3-13.
 - ◆ also had a 12-game hitting streak, batting .429 (21-49) August 7-18.
- Ⓞ homered twice and collected a season-high 5 RBI April 13 vs. Daytona.
- Ⓞ following the year, the outfielder was named the league's fourth-best prospect by *Baseball America*.

1996: Was selected in the second round of the June draft out of the University of Southern California.

- Ⓞ suffered a season-ending knee injury in his first game for Fort Myers (A).

Jones' 2005 and Career Statistical Breakdowns

AVG	AB	H	HR	RBI		AVG	AB	H	HR	RBI		AVG	AB	H	HR	RBI	
.249	523	130	23	73	TOTALS	.279	3492	974	132	476							
.308	13	4	2	6	Arizona	.364	33	12	2	8		AZ: Chase Field	.429	21	9	2	8
.000	0	0	0	0	Atlanta	.091	11	1	0	0		BAL: Camden Yards	.181	72	13	3	4
.333	15	5	2	3	Baltimore	.222	144	32	4	14		BOS: Fenway Park	.316	79	25	2	7
.304	23	7	3	5	Boston	.300	160	48	6	17		CHN: WRIGLEY FIELD	.333	18	6	1	4
.316	38	12	3	6	Chicago (AL)	.293	352	103	18	46		CIN: Cincery Field	.364	11	4	1	2
.000	0	0	0	0	Chicago (NL)	.267	30	8	2	6		CLE: Jacobs Field	.307	192	59	7	29
.000	0	0	0	0	Cincinnati	.261	23	6	1	4		CWS: U.S. Cellular Field	.311	164	51	9	23
.238	63	15	1	6	Cleveland	.313	339	106	10	48		DET: Comerica Park	.287	174	50	7	30
.000	0	0	0	0	Colorado	.250	8	2	0	0		DET: Tiger Stadium	.231	13	3	0	1
.274	62	17	2	10	Detroit	.258	380	98	13	61		HOU: Minute Maid Park	.455	11	5	0	0
.000	0	0	0	0	Florida	.500	14	7	0	3		KC: Kauffman Stadium	.274	215	59	11	30
.000	0	0	0	0	Houston	.286	21	6	0	0		LA: Dodger Stadium	.333	12	4	1	2
.232	69	16	1	6	Kansas City	.276	402	111	16	55		LAA: Angel Stadium	.329	85	28	7	16
.250	32	8	1	5	Los Angeles (AL)	.279	190	53	8	29		MIL: County Stadium	.375	8	3	0	1
.333	12	4	1	2	Los Angeles (NL)	.333	12	4	1	2		MIL: Miller Park	.263	57	15	4	12
.208	24	5	0	0	Milwaukee	.250	120	30	4	16		MIN: Metrodome	.270	1730	467	52	221
.000	0	0	0	0	Minnesota	.000	0	0	0	0		MON: Olympic Stadium	.083	12	1	1	2
.429	21	9	2	8	New York (AL)	.285	151	43	3	24		NY: Shea Stadium	.400	10	4	0	1
.000	0	0	0	0	New York (NL)	.304	23	7	1	4		NY: Yankee Stadium	.280	75	21	1	11
.136	22	3	2	3	Oakland	.309	178	55	8	22		OAK: McAfee Coliseum	.287	87	25	5	13
.000	0	0	0	0	Philadelphia	.238	21	5	0	0		PHI: Veterans Stadium	.000	9	0	0	0
.000	0	0	0	0	Pittsburgh	.188	32	6	1	4		PIT: Three Rivers	.083	12	1	0	0
.000	0	0	0	0	St. Louis	.529	17	9	2	3		SD: Qualcomm Stadium	.385	13	5	2	4
.125	8	1	0	0	San Diego	.286	21	6	2	4		SEA: Safeco Field	.268	112	30	4	15
.083	12	1	0	0	San Francisco	.077	26	2	0	0		ST: AT&T Park	.071	14	1	0	0
.175	40	7	1	5	Seattle	.269	216	58	9	27		SF: Busch Stadium	.545	11	6	1	2
.273	22	6	0	3	Tampa Bay	.268	198	53	6	28		TB: Tropicana Field	.277	94	26	5	15
.174	28	6	1	2	Texas	.224	183	41	5	22		TEX: Amerquest Field	.216	88	19	3	10
.211	19	4	1	3	Toronto	.349	175	61	9	27		TOR: Rogers Centre	.366	93	34	3	13
.000	0	0	0	0	Washington	.083	12	1	1	2							
.353	68	24	3	14	March/April	.308	513	158	17	72							
.222	90	20	2	6	May	.278	569	158	21	76							
.245	98	24	4	16	June	.255	666	170	22	92							
.295	95	28	6	17	July	.300	550	165	28	86							
.175	80	14	4	8	August	.266	644	171	23	68							
.217	92	20	4	12	Sept./Oct.	.276	550	152	21	82							
.242	264	64	9	34	Home	.270	1730	467	52	221							
.255	259	66	14	39	Road	.288	1762	507	80	255							
.225	151	34	3	13	Day	.263	1055	277	29	115							
.258	372	96	20	60	Night	.286	2437	697	103	361							
.260	235	61	14	37	Grass	.288	1531	441	70	223							
.240	288	69	9	36	Artificial	.272	1961	533	62	253							
.262	290	76	10	41	Pre-ASG	.277	1929	534	68	266							
.232	233	54	13	32	Post-ASG	.282	1563	440	64	210							
.201	154	31	6	23	vs. LHP	.227	779	177	15	91							
.268	369	99	17	50	vs. RHP	.294	2713	797	117	385							
.275	142	39	8	53	Runners in Scoring Position	.281	872	245	38	354							
.250	16	4	0	10	Bases Loaded	.219	73	16	2	45							
1.000	2	2	1	1	Pinch Hitting	.286	56	16	2	6							
.265	34	9	0	3	Designated Hitter	.290	162	47	4	29							

#49 JOHN KORONKA — LHP



FULL NAME: John Vincent Koronka
 BATS: Left THROWS: Left HEIGHT: 6-1 WEIGHT: 180 MLS: 0+46
 OPENING DAY AGE: 25, turns 26 on July 3
 BORN: 7/3/80 in Clearwater, FL RESIDES: Clermont, FL
 CONTRACT STATUS: Signed through 2006
 FAMILY: Single
 HOW ACQUIRED: Traded from Cincinnati 8/26/03

Koronka's Statistics and Career Transactions

YEAR	TEAM	W-L	ERA	G	GS	CG	SHO	SV	IP	H	R	ER	HR	HB	BB	SO	WP	BK
1998	— Billings-R	0-3	8.04	12	3	0	0	0	31.1	47	43	28	2	3	26	36	4	1
1999	— Reds-R	3-3	1.69	7	7	0	0	0	37.1	25	11	7	1	3	14	27	1	+1
	Billings-R	2-3	5.58	7	7	0	0	0	40.1	41	26	25	1	2	17	34	1	0
2000	— Clinton-A	4-13	4.33	20	18	4	0	0	104.0	123	65	50	7	0	38	74	4	0
2001	— Dayton-A	3-1	0.75	5	5	0	0	0	24.0	23	12	2	0	2	8	25	0	0
	Mudville-A	5-2	4.94	12	12	0	0	0	71.0	78	44	39	10	2	39	66	3	3
	Chattanooga-AA	1-5	5.73	9	9	0	0	0	55.0	62	37	35	7	1	28	44	1	1
2002	— Stockton-A	11-0	3.07	12	12	0	0	0	73.1	59	36	25	4	3	35	69	3	1
	Chattanooga-AA	2-8	4.99	16	15	0	0	0	95.2	109	56	53	10	1	52	69	4	1
2003	— Chattanooga-AA	7-13	4.39	25	25	0	0	0	155.2	177	*88	76	8	5	60	115	7	5
	West Tenn-AA	0-0	0.00	1	1	0	0	0	7.0	3	0	0	0	0	1	3	0	0
2004	— Iowa-AAA	12-9	4.34	29	23	2	+2	0	153.1	164	86	74	19	5	65	116	6	5
2005	— Iowa-AAA	9-11	4.24	23	21	0	0	0	136.0	135	65	64	12	3	48	96	6	3
	CUBS	1-2	7.47	4	3	0	0	0	15.2	19	13	13	2	0	8	10	1	2
M.L./CUBS TOTALS		1-2	7.47	4	3	0	0	0	15.2	19	13	13	2	0	8	10	1	2
MINOR LEAGUE TOTALS		59-71	4.37	178	158	6	2	0	984.0	1046	569	478	81	30	431	774	40	21

*Led League ... +Tied for League Lead

	AVG	AB	R	H	2B	3B	HR	RBI	SH	SF	HP	BB	SO	SB	CS	PCT	G	PO	A	E	TC	DP
ML TOTALS	.000	4	0	0	0	0	0	0	0	0	0	1	3	0	0	1.000	4	1	2	0	3	0

1998 — Selected by Cincinnati in 12th round of 1998 draft
 2002 — Selected by Texas in Rule 5 draft 12/16 ... returned to Reds 3/21/03
 2003 — Traded to Cubs 8/26 for LHP Phil Norton

Koronka: Facts and Information

John was added to the Cubs' 40-man roster in October 2004 after spending his seven-year minor league career within the Cincinnati, Texas and Cubs' organizations ... made his major league debut with the Cubs in June 2006.
 © the 25-year old left-hander has made 158 minor league starts and struck out 774 batters in 984.0 career innings.

© graduated from Southlake High School (FL).

Koronka's 2005 Season

John made his major league debut on June 1 at Los Angeles (NL) — also picked up his first big league win in the contest, allowing 3 runs over 5.0 innings.

© went 1-2 with a 7.47 ERA in two stints with the Cubs.

◆ made three starts in his first stint with the club, going 1-2 with a 7.63 ERA.

◆ appeared in 0.1 inning of relief in his second stint, retiring the only batter he faced.

© spent the majority of the season at Iowa (AAA), where he went 9-11 with a 4.24 ERA in 23 games for Iowa (21 starts), striking out 96 batters and issuing just 12 homers and 48 walks in 136.0 innings of work.

© pitched a season-high 8.0 innings twice ... allowed no runs on 5 hits with no walks and 7 strikeouts June 30 at Oklahoma and allowed 1 run on 5 hits with 2 walks and 9 strikeouts August 29 in Omaha.

© had a three-game winning streak from June 23-July 5, allowing just 3 runs over the 21.0 innings span.

© recorded the decision in 20 of his 21 starts — the no decision occurred August 5 vs. Tucson.

© tied for ninth in the league with a 4.24 ERA.

© following the season, appeared in 10 games in relief for the Arizona Fall League ... posted a 1-0 record with a 0.00 ERA (0 ER/13.0 IP) and 3 saves for the Mesa Solar Sox.

◆ held batters to a .178 average while striking out 11 and walking five.

Koronka's Career Review

2004: John reached the Triple-A level for the first time in his career, going 12-9 with a 4.34 ERA in 29 games (23 starts) in his first full season with the Cubs organization.

- ⊙ his wins total was tied for second in the Pacific Coast League.
- ⊙ went 3-3 with a 1.95 ERA during the month of May ... allowing 8 earned runs over 37.0 innings on the mound while walking 14 and striking out 20 batters.
- ⊙ made one postseason appearance for the Iowa (AAA), earning the win September 11 at Oklahoma ... allowed 2 runs over 6.1 innings in Iowa's 5-2 victory.
- ⊙ tossed a complete-game shutout August 5 vs. Edmonton ... allowed just 4 hits while striking out 7 batters.
- ⊙ struck out a season-high 10 batters over 6.0 innings July 30 vs. Tucson.

2003: Spent the majority of the season at Chattanooga (AA) before being traded to the Cubs organization on August 26 ... combined to go 7-13 with a 4.20 ERA in 26 starts.

- ⊙ pitched at least 6.0 innings in 19 of his 26 starts — tossed a season high 8.1 innings May 18 at Tennessee.
- ⊙ made his only start for West Tenn August 30 vs. Mobile ... was not involved in the decision allowing just 3 hits over 7.0 scoreless innings.

2002: Split the season between Stockton (A) and Chattanooga (AA), combining to go 13-8 with a 4.15 ERA in 28 games (27 starts).

- ⊙ made 12 starts for Stockton, going 11-0 with a 3.07 ERA ... struck out 69 batters over 73.1 innings.
- ⊙ struck out a season-high 11 batters in 6.0 innings on the mound when Chattanooga hosted Huntsville on June 28.

2001: Pitched for three different teams and combined to go 9-8 with a 4.56 ERA in 26 starts.

- ⊙ made five starts for Dayton (A), going 3-1 with a 0.75 ERA (2 ER/24.0 IP) ... struck out 25 batters in 24.0 innings.
- ⊙ made 12 starts for Mudville (A), striking out 66 batters over 71.0 innings ... struck out a season-high 10 batters May 30 at San Jose.
- ⊙ saw Double-A action for the first time in his career, making nine starts for Chattanooga (AA).

2000: Spent the entire season at Clinton (A), going 4-13 with a 4.33 ERA in 20 games (18 starts).

- ⊙ tossed four complete games on the season but took the loss in each of those starts.
 - ◆ recorded a 1.67 ERA (5 ER/27.0 IP) in his complete games.

1999: Split the season between the Reds Rookie League Gulf Coast squad and Billings (R), combining to go 5-6 with a 3.71 ERA in 14 starts.

- ⊙ picked up his first professional win while pitching for the Reds June 19 ... allowed 1 hit and struck out a season-high 8 batters over 5.0 scoreless innings.
- ⊙ struck out 61 batters in a combined 77.2 innings on the mound.

1998: Went 0-3 for Billings (R) in his first year in professional baseball.

2005/CAREER STATISTICAL BREAKDOWNS

	W-L-S	ERA	G	CG	IP	ER
TOTALS	1-2-0	7.47	4	0	15.2	13
Florida	0-1-0	12.46	1	0	4.1	6
Los Angeles (NL)	1-0-0	5.40	1	0	5.0	3
St. Louis	0-0-0	0.00	1	0	0.1	0
Toronto	0-1-0	6.00	1	0	6.0	4
June	1-2-0	7.63	3	0	15.1	13
August	0-0-0	0.00	1	0	0.1	0
Home	0-2-0	8.44	3	0	10.2	10
Road	1-0-0	5.40	1	0	5.0	3
Day	0-0-0	0.00	1	0	0.1	0
Night	1-2-0	7.63	3	0	15.1	13
Grass	1-2-0	7.47	4	0	15.2	13
Pre-ASG	1-2-0	7.63	3	0	15.1	13
Post-ASG	0-0-0	0.00	1	0	0.1	0
Starter	1-2-0	7.63	3	0	15.1	13
Reliever	0-0-0	0.00	1	0	0.1	0
CHI: WRIGLEY FIELD	0-2-0	8.44	3	0	10.2	10
LAD: Dodger Stadium	1-0-0	5.40	1	0	5.0	3

#25 DERREK LEE — IF



FULL NAME: Derrek Leon Lee

BATS: Right THROWS: Right HEIGHT: 6-5 WEIGHT: 245 MLS: 7+125

OPENING DAY AGE: 30, turns 31 on September 6

BORN: 9/6/75 in Sacramento, CA RESIDES: El Dorado Hills, CA

CONTRACT STATUS: Signed through 2006

FAMILY: Married — Christina ... Children — Jada Ryan

HOW ACQUIRED: Traded from Florida 11/25/03 as part of three-player deal

Lee's Statistics and Career Transactions

YEAR TEAM	AVG	G	AB	R	H	2B	3B	HR	RBI	SH	SF	HP	BB	SO	SB	CS	E
1993 — Peoria-R	.327	15	52	11	17	1	1	2	5	0	0	0	6	7	4	0	2
Rancho Cucamonga-A	.274	20	73	13	20	5	1	1	10	0	0	1	10	20	0	2	5
1994 — Rancho Cucamonga-A	.267	126	442	66	118	19	2	8	53	0	6	7	42	95	18	14	31
1995 — Rancho Cucamonga-A	.301	128	502	82	151	25	2	23	95	0	7	7	49	130	14	7	18
Memphis-AA	.111	2	9	0	1	0	0	0	1	0	0	0	0	2	0	0	0
1996 — Memphis-AA	.280	134	500	98	140	39	2	*34	*104	0	8	2	65	170	13	6	11
1997 — Las Vegas-AAA	.324	125	472	86	153	29	2	13	64	0	2	0	60	116	17	3	9
San Diego	.259	22	54	9	14	3	0	1	4	0	0	0	9	24	0	0	0
1998 — Florida	.233	141	454	62	106	29	1	17	74	0	2	10	47	120	5	2	8
1999 — Calgary-AAA	.283	89	339	60	96	20	1	19	73	0	4	4	30	90	3	4	14
Florida	.206	70	218	21	45	9	1	5	20	0	1	0	17	70	2	1	3
2000 — Florida	.281	158	477	70	134	18	3	28	70	0	2	4	63	123	0	3	8
2001 — Florida	.282	158	561	83	158	37	4	21	75	0	6	8	50	126	4	2	8
2002 — Florida	.270	*162	581	95	157	35	7	27	86	0	4	5	98	164	19	9	12
2003 — Florida	.271	155	539	91	146	31	2	31	92	0	6	10	88	131	21	8	5
2004 — CUBS	.278	161	605	90	168	39	1	32	98	2	5	8	68	128	12	5	6
2005 — CUBS	*.335	158	594	120	*199	*50	3	46	107	0	7	5	85	109	15	3	6
MAJOR LEAGUE TOTALS	.276	1185	4083	641	1127	251	22	208	626	2	33	50	525	995	78	33	56
CUBS TOTALS	.306	319	1199	210	367	89	4	78	205	2	12	13	153	237	27	8	12

*Led League

SLG: 2005 — .662 ... ML Career — .501

OBP: 2005 — .418 ... ML Career — .363

PCT	G	PO	A	E	TC	DP	2005/CAREER	PCT	G	PO	A	E	TC	DP
.996	158	1322	122	6	1450	118	First Base	.994	1158	9088	860	56	10004	919

1993 — Selected by San Diego in 1st round (14th player chosen) of draft (scout: Reggie Loller)
 1997 — Traded to Florida 12/15 with P Rafael Medina and P Steve Hoff for P Kevin Brown
 2003 — Traded to Cubs 11/25 for IF Hee Seop Choi (Florida acquired P Michael Nannini to complete deal 12/15)

DIVISION SERIES STATISTICS

YEAR TEAM/OPP	AVG	G	AB	R	H	2B	3B	HR	RBI	SH	SF	HP	BB	SO	SB	CS	E
2003 — Fla vs. SF	.250	4	16	2	4	1	0	0	2	0	0	2	1	2	1	0	0

LEAGUE CHAMPIONSHIP SERIES STATISTICS

YEAR TEAM/OPP	AVG	G	AB	R	H	2B	3B	HR	RBI	SH	SF	HP	BB	SO	SB	CS	E
2003 — Fla vs. CUBS	.188	7	32	2	6	2	0	1	4	0	0	1	1	8	1	0	0

WORLD SERIES STATISTICS

YEAR TEAM/OPP	AVG	G	AB	R	H	2B	3B	HR	RBI	SH	SF	HP	BB	SO	SB	CS	E
2003 — Fla vs. NY (AL)	.208	6	24	2	5	0	0	0	2	0	0	0	1	7	0	0	1

ALL-STAR GAME STATISTICS

YEAR TEAM/SITE	AVG	G	AB	R	H	2B	3B	HR	RBI	SH	SF	HP	BB	SO	SB	CS	E
2005 — NL/Det	.333	1	3	0	1	1	0	0	0	0	0	0	0	1	0	0	0

Lee: Facts and Information

- Derrek, who was acquired in the 2003 offseason from the Florida Marlins, was a Triple Crown threat in 2005 – winning the National League batting title and making his first career appearance at the All-Star Game.
- Ⓢ since the start of the 2000 campaign, he has played in at least 155 games every year – recording 185 homers and 210 doubles over the six-season stretch.
 - ◆ his homer total ranks fourth among National League first basemen during the decade, while his extra-base hits (415) and games played (952) totals place him third and first, respectively, among NL players at that position.
 - Ⓢ has hit at least 20 homers in each of his last six seasons and has 67 steals over the last four years – the most by any National League first baseman.
 - Ⓢ is a two-time *Rawlings* Gold Glove recipient, and is a career .994 fielder at first base.
 - Ⓢ was honored with the Louisville Slugger Silver Bat Award (presented annually to each league's batting champion) and a Silver Slugger Award in 2005.
 - Ⓢ was the leading vote-getter in National League All-Star balloting in 2005, edging St. Louis' Albert Pujols as the starter at first base.
 - ◆ became the first Cub first baseman to be named to the All-Star team since Mark Grace in 1997 and the first Cub first baseman to start an All-Star Game since Ernie Banks in 1965.
 - Ⓢ was named the National League Player of the Month for April 2005 ... also was twice honored as National League Player of the Week (for the weeks ending May 1 and May 29, 2005).
 - Ⓢ is a 1993 graduate of El Camino (CA) High School ... turned down a basketball scholarship to the University of North Carolina to play baseball.
 - Ⓢ his father, Leon, served as the Cubs' Pacific Rim coordinator from 1998-2002 ... his uncle, Leron, spent parts of 10 seasons in the majors with St. Louis (1969-71), San Diego (1971-73), Cleveland (1974-75) and Los Angeles (1975-76).
 - Ⓢ works to bring baseball to the community through RBI Baseball.

Lee's 2005 Season

- Derrek was the leading vote-getter in National League All-Star balloting and continued to excel through the second half of the season, winning his first career National League batting title and finishing third in NL MVP voting.
- Ⓢ became the seventh Cub to win batting title honors since 1900 and the first since Bill Buckner did so in 1980.
 - Ⓢ hit .335 with 50 doubles, 46 homers and 107 RBI in 158 games ... his .335 average was the fourth-highest in club annals.
 - ◆ ranked first in the league in hits (199), doubles, total bases (393), extra-base hits (99) and slugging percentage (.662).
 - ◆ was second in homers, runs scored (120) and intentional walks (23); fourth in on-base percentage (.418) and seventh in RBI.
 - ◆ established career marks in hits, runs, doubles, roundtrippers, extra-base hits, total bases, RBI and slugging percentage.
 - ◆ became the ninth Cub to homer 40 times in a season and the 28th Cub to drive in 100 or more runs in a season.
 - Ⓢ ranked fourth among National League first baseman in fielding percentage, committing 6 errors in 1,450 total chances (.996) and turning 118 double plays ... won his second career *Rawlings* Gold Glove.
 - Ⓢ set a franchise mark for most home runs by a Cub first baseman, surpassing Ernie Banks' record ... also finished the year with 15 stolen bases, tying Corey Patterson for the club lead ... Lee was the first Cub first baseman to lead the team in steals since 1956.
 - Ⓢ teamed up with Aramis Ramirez to become the second pair of Cub teammates in franchise history to have back-to-back 30-homer seasons ... Billy Williams and Ron Santo were the first with 30-homer seasons in 1964 and 1965.
 - Ⓢ was honored with his first career All-Star selection – and was the first Cub first baseman to be named to the team since Mark Grace in 1997.
 - ◆ was the first Cub first baseman to start an All-Star Game since Ernie Banks in 1965.
 - ◆ went 1-for-3 with a double, becoming the first Cub to notch an extra-base hit in the Midsummer Classic since Andre Dawson homered and Ryne Sandberg doubled in the 1991 game.
 - Ⓢ recorded one of most prolific Aprils in club history, ranking first in club annals dating back to 1969 in RBI (28), batting average (.419) and total bases (66) ... was honored as the National League Player of the Month for his efforts, becoming the first Cub position player to receive the award since Sammy Sosa in 2001.
 - Ⓢ was a two-time NL Player of the Week selection, winning the award for the weeks ending May 1 and May 29.
 - Ⓢ had hits in 122 of the 158 games in which he appeared, becoming the fifth Cub in franchise history to record at least one hit in 122 or more games, joining Glenn Beckert, Bill Buckner, Ryne Sandberg and Billy Williams.
 - ◆ Lee did not go hitless in more than two consecutive games all season.
 - Ⓢ ranked among the Top 10 in franchise annals in several categories: doubles (tied for fourth with Kiki Cuyler with 50), extra-base hits in a season (second with 99) and total bases (sixth with 393).
 - ◆ his 120 runs scored and 107 RBI were the highest totals by a Cub first baseman dating back to 1900.

- Ⓞ the first baseman became the first Cub in club history to drive in 100 runs, cross the plate 100 times, hit 40 doubles and hit 40 home runs.
 - ◆ also became one of 17 Cubs in history to score 100 runs and drive in 100 runs; one of six Cubs to score 100, drive in 100 and homer 40 times; and one of four Cubs to score 100, drive in 100 and double 40 times.
- Ⓞ drew 2 intentional walks in three separate games, becoming the seventh Cub to have three multiple intentional-walk games since 1960, joining Ernie Banks, Sammy Sosa, Billy Williams, Don Kessinger, Bobby Murcer and Andre Dawson.
- Ⓞ had a career-best 18-game hitting streak April 17-May 7, batting .455 (30-66) with 7 doubles, 7 homers and 21 RBI over the stretch.
 - ◆ also had an 11-game hitting streak June 12-June 23, batting .500 with 6 doubles, 5 homers and 11 RBI.
- Ⓞ went 4-for-4 with a pair of home runs and 6 RBI April 27 against Cincinnati ... the 6 RBI tied a career high and led the Cubs to an 8-7 defeat of the Reds.
- Ⓞ hit a 10th-inning, game-winning walkoff solo home run May 11 off Met Heath Bell in a 4-3 Cub win.
- Ⓞ went 4-for-4 with a double, two homers and four RBI May 17 against Pittsburgh ... belted a solo home run off Josh Fogg in the seventh inning and a game-winning, two-run home run off Jose Mesa in the top of the ninth inning in a 4-3 Cub win.
- Ⓞ recorded his third two-homer game of the season in a 10-3 defeat of Colorado on May 27 ... went back-to-back with Neifi Perez in the sixth inning and then went deep again in the eighth ... also singled and drew a pair of walks in the game.
- Ⓞ went deep twice for the second consecutive game May 28, hitting homers off of Byung-Hyun Kim in the first and sixth innings in a 5-1 Cub victory ... he was the first Cub batter to record back-to-back two-homer games since Sammy Sosa did so on May 1-2, 2002, at San Diego.
- Ⓞ reached base safely in 10 straight plate appearances June 1-June 2 (2 walks, 7 singles, 1 home run).
 - ◆ went 5-for-5 with four singles, a homer and 4 RBI June 1 against Los Angeles.
 - ◆ recorded his 1,000th career hit June 2 at San Diego, a sixth-inning single off Tim Stauffer.
- Ⓞ hit his 30th homer of the season July 18 in Cincinnati (in the 92nd game of the season), hitting a pair of solo homers in a 9-4 Cubs win.
 - ◆ became the fourth Cub to reach the 30-homer mark before the club's 100th game, joining Dave Kingman, Hank Sauer and Sammy Sosa.
- Ⓞ belted a pair of home runs August 11 against St. Louis ... hit a three-run shot in the fourth inning and a solo shot in the sixth inning for his 16th career multi-homer game and his seventh of the season.
- Ⓞ went 3-for-5 with a pair of solo homers and 3 RBI August 28 against Florida ... hit a solo shot off Josh Beckett in the first inning and a solo shot off Brian Moehler in the eighth inning in the 14-3 Cub win.
 - ◆ his homer off Beckett was the 200th of his career and set a franchise record for most home runs by a Cubs first baseman in a season (38).

Lee's Career Review

2004: Derrek established career highs in doubles, home runs and RBI in his first season with the Cubs ... hit .278 with 39 two-base hits, 32 roundtrippers and 98 RBI.

- Ⓞ had the second-highest fielding percentage among National League first basemen, committing 6 errors in 1,395 total chances.
- Ⓞ appeared in a team-high 161 games and was one of four National Leaguers to appear in at least 160 games.
- Ⓞ led the club with 26 multi-RBI games, including five 3-run games, four 4-run games and a pair of 5-run affairs.
- Ⓞ surpassed the 20-homer mark for the fifth straight year and the 30-homer mark for the second time.
- Ⓞ hit .306 against left-handed pitchers.
 - ◆ hit .357 with the bases loaded (including a pair of grand slams).
 - ◆ hit his first grand slam of the season April 19 off Cincinnati's Ryan Wagner.
 - ◆ hit his second grand slam August 24 off Milwaukee's Chris Capuano ... with the homer, he recorded his 500th career RBI.
- Ⓞ had a pair of 10-game hitting streaks (June 1-11, September 11-20).
- Ⓞ hit .385 (40-104) in June, scoring 14 runs and

posting 20 extra-base hits and 19 RBI.

- Ⓞ went deep twice in the contest August 10 vs. San Diego for his ninth career 2-homer game.
- Ⓞ scored his 500th career run August 23 after doubling in the first inning off Ben Sheets.
- Ⓞ set a career-high when he notched five hits May 6 vs. Arizona — and equaled that effort June 13 at Anaheim (finishing a triple short of the cycle).
 - ◆ had 43 multi-hit games.
- Ⓞ had the game-winning hit September 11 against Florida, doubling in 3 runs in the bottom of the eighth inning in a 5-2 win.
- Ⓞ reached base in 12 straight plate appearances June 18-June 22 (3 walks, 1 fielder's choice, 6 singles, 1 double and 2 home runs).
 - ◆ also reached base in 10 straight plate appearances June 13-14.
- Ⓞ made his fifth straight Opening Day start ... was the first Cub Opening Day right-handed hitting first baseman since 1976 (Andre Dawson).

2003: Recorded his first career "20/20" season, hitting 31 homers and stealing 21 bases ... joined the New York Yankees' Alfonso Soriano as the only two big leaguers to hit 30 or more home runs while stealing 20 or more bases.

- Ⓢ won his first *Rawlings* Gold Glove Award after posting a .996 fielding percentage at first base ... committed 5 errors in 1,381 total chances.
- Ⓢ batted .271 and drove in a career-high 92 runs in 155 games ... also had 31 doubles and 91 runs scored.
- Ⓢ 20 of his homers were hit on the road.
- Ⓢ batted .333 against southpaws with a .462 on-base percentage ... hit .256 off right-handers with 25 homers.
- Ⓢ had three 2-homer contests – giving him eight for his career ... accomplished the feat April 12 vs. Atlanta, May 3 at Houston and June 10 at Milwaukee.
- Ⓢ had his fifth career 4-hit game June 3 vs. Oakland.
- Ⓢ after being hampered most of August due to a right shoulder injury, he rebounded strongly down the stretch – which coincided with the September sidelining of injured teammate Mike Lowell ... during the season's final month, he batted .341 with 5 homers and 20 RBI in leading the Marlins to the postseason.
 - ◆ before suffering the injury July 28, he had played in a Florida franchise-record 315 straight games.

2002: Posted his third straight 20-plus homer season, as he batted .270 with 27 roundtrippers and 86 RBI ... set career highs in walks (98) and runs scored (95).

- Ⓢ ranked 13th in the National League in extra-base hits with 69.
- Ⓢ played in all 162 games – becoming the second Marlin in franchise history to do so – and led the majors with 1,441.1 innings in the field.
- Ⓢ had a pair of 12-game hitting streaks, tying his career high.
 - ◆ hit .410 over a 12-game span from July 16–July 27 (16-39) ... had a second 12-game streak August 22–September 4, going 16-for-42 with 4 homers and 7 RBI.
- Ⓢ opened the season by going deep in each of his first three games, as he hit a solo homer off Montreal's Javier Vazquez April 2, a grand slam off Tony Armas Jr. April 3 and a solo shot off Carl Pavano April 4.
- Ⓢ had back-to-back 2-homer games June 9 at Minnesota and June 10 at Kansas City.
- Ⓢ had one of the best months of his career in September, hitting .327 with 14 extra-base hits and 21 RBI.
- Ⓢ reached base during 10 consecutive plate appearances September 25–September 27.

2001: Batted .282 in 158 games with 37 doubles, 21 homers and 75 RBI.

- Ⓢ had his first career 12-game hitting streak September 6–September 26, batting .314 over the stretch (16-51).
- Ⓢ collected his second career pinch homer June 21 at Atlanta, hitting a game-winning 2-run shot off John Rocker.
- Ⓢ had his fourth career 4-hit game August 30 at Wrigley Field.

2000: Played in 158 games and hit .281 with 28 homers and 70 RBI.

- Ⓢ hit 2 roundtrippers April 29 at Los Angeles for his first career multi-homer affair.
 - Ⓢ hit his first career pinch homer June 13 at Philadelphia – a solo shot off Jeff Brantley.
 - Ⓢ had 2 homers and a career-high 6 RBI June 16 at Pittsburgh, including a grand slam off Francisco Cordova.
- 1999:** Had two stints on Florida's big league roster ... opened the season with the club and then was recalled in September, spending most of the season at Calgary (AAA).
- Ⓢ hit .206 with 5 homers and 20 RBI for the Marlins.
 - ◆ had a pair of 4-hit games during the season's final month (September 13 at Cincinnati and September 18 at Arizona).
 - Ⓢ batted .283 with 19 homers and 73 RBI at Calgary.

1998: Spent his first year with the Marlins, where he hit .233 with 17 home runs and 74 RBI.

- Ⓢ was second among NL rookies in RBI and third in homers, doubles (29), extra-base hits (47) and walks (47).
- Ⓢ led big league rookies with 2 grand slams.
 - ◆ hit his first career grand slam April 7 at Philadelphia off Garrett Stephenson – his first hit as a Marlin.
 - ◆ also had a bases-full blast April 13 at Pittsburgh off Esteban Loaiza.
- Ⓢ had 6 homers in an eight-game span April 7–April 17 – and homered in 3 straight games April 12–April 15.
- Ⓢ doubled and singled 3 times as part of his first career 4-hit game June 20 against the Mets.

1997: Saw big league action for the first time, hitting .259 over 22 games in two stints on San Diego's roster (April 28–May 12 and September 2 until the end of the season).

- Ⓢ made his ML debut April 28 at Pro Player Stadium – recording his first hit off Florida's Robb Nen.
- Ⓢ hit his first big league home run September 28 at San Francisco – a game-winning 3-run shot off Cory Bailey.
- Ⓢ spent most of the season at Las Vegas (AAA), where he batted .324 with 13 homers and 64 RBI.
 - ◆ was named the Pacific Coast League's ninth-best prospect by *Baseball America*.

1996: Led the Southern League in homers (34), RBI (104), extra-base hits (75) and total bases (285) at Memphis (AA) – earning league Most Valuable Player honors ... also was selected to the league's all-star team.

- Ⓢ was honored by *Baseball America* as the Southern League's second-best prospect ... also was named to the publication's Double-A all-star team.
- Ⓢ was *Howe Sportsdata's* minor league player of the month in May.
- Ⓢ homered in a league-record six straight contests June 2–June 8.

© after the season, he played for Mesa in the Arizona Fall League and hit .292 with 2 home runs and 22 RBI ... was named the Solar Sox's top prospect and was selected as the league's all-star first baseman.

1995: Earned a late-season promotion to Memphis (AA) after batting .301 in 128 games for Rancho Cucamonga (A).

© ranked third in the California League in hits (151) and total bases (249) ... was fourth in homers (23) and fifth in RBI (95).

1994: Hit .267 at Rancho Cucamonga (A) with 8 homers, 53 RBI and 18 stolen bases.

1993: Split the season between Arizona (Rookie) and Rancho Cucamonga (A), batting a combined .296 with 3 homers and 15 RBI.

Lee's 2005 and Career Statistical Breakdowns

AVG	AB	H	HR	RBI	2005/CAREER	AVG	AB	H	HR	RBI	CAREER BY PARK	AVG	AB	H	HR	RBI	
.335	594	199	46	107	TOTALS	.276	4083	1127	208	626	ATL: Turner Field	.233	163	38	5	17	
.321	28	9	1	6	Arizona	.243	177	43	6	27	AZ: Chase Field	.280	93	26	4	15	
.357	14	5	1	1	Atlanta	.247	328	81	15	48	BAL: Camden Yards	.280	25	7	1	3	
.000	0	0	0	0	Baltimore	.250	36	9	1	3	BOS: Fenway Park	.381	21	8	3	9	
.364	11	4	0	1	Boston	.319	47	15	3	11	CHI: WRIGLEY FIELD	.298	661	197	43	111	
.238	21	5	0	1	Chicago (AL)	.250	44	11	1	3	CIN: Cinergy Field	.293	75	22	5	10	
.000	0	0	0	0	Chicago (NL)	.231	134	31	6	17	CIN: Great American	.358	67	24	8	17	
.381	63	24	9	19	Cincinnati	.287	279	80	22	54	COL: Coors Field	.362	94	34	4	12	
.000	0	0	0	0	Cleveland	.250	8	2	1	2	CWS: U.S. Cellular Field	.160	25	4	0	1	
.560	25	14	5	8	Colorado	.344	160	55	8	22	FLA: Dolphins Stadium	.260	1339	348	43	182	
.000	0	0	0	0	Detroit	.250	12	3	0	1	HOU: Astrodome	.360	25	9	1	4	
.387	31	12	5	11	Florida	.303	66	20	5	14	HOU: Minute Maid Park	.209	110	23	5	13	
.280	50	14	3	8	Houston	.267	258	69	9	29	KC: Kauffman Stadium	.364	11	4	2	4	
.000	0	0	0	0	Kansas City	.364	11	4	2	4	LAA: Angel Stadium	.462	13	6	1	2	
.000	0	0	0	0	Los Angeles (AL)	.304	23	7	1	2	LAD: Dodger Stadium	.289	90	26	7	18	
.360	25	9	1	4	Los Angeles (NL)	.263	179	47	9	22	MIL: County Stadium	.200	30	6	1	3	
.254	59	15	5	9	Milwaukee	.259	259	67	17	41	MIL: Miller Park	.316	114	36	11	25	
.000	0	0	0	0	Minnesota	.500	12	6	3	3	MIN: Metrodome	.500	12	6	3	3	
.462	13	6	0	1	New York (AL)	.293	41	12	1	5	MON: Olympic Stadium	.272	147	40	10	26	
.174	23	4	2	2	New York (NL)	.264	322	85	12	37	NY: Shea Stadium	.241	174	42	7	18	
.000	0	0	0	0	Oakland	.632	19	12	1	4	NY: Yankee Stadium	.323	31	10	1	4	
.300	20	6	1	2	Philadelphia	.258	337	87	19	52	PHI: Citizens Bank Park	.250	20	5	2	2	
.322	59	19	3	9	Pittsburgh	.281	249	70	15	53	PHI: Veterans Stadium	.253	158	40	9	27	
.393	56	22	6	12	St. Louis	.323	248	80	14	39	PIT: PNC Park	.295	95	28	5	25	
.464	28	13	1	8	San Diego	.278	180	50	9	30	PIT: Three Rivers	.300	40	12	6	13	
.267	30	8	1	3	San Francisco	.280	186	52	6	22	PR: Bithorn Stadium	.300	10	3	2	5	
.000	0	0	0	0	Tampa Bay	.225	80	18	4	17	SD: PETCO Park	.370	27	10	0	2	
.250	12	3	0	0	Texas	.500	10	5	0	0	SD: Qualcomm Stadium	.207	92	19	4	9	
.269	26	7	2	2	Toronto	.317	41	13	0	3	SF: SCom Park	.297	37	11	2	8	
.419	86	36	7	28	Washington	.276	337	93	18	61	STL: AT&T Park	.310	71	22	3	9	
.313	96	30	9	18	March/April	.254	638	162	33	118	STL: Busch Stadium	.301	136	41	8	18	
.407	108	44	7	19	May	.241	750	181	29	84	TB: Tropicana Field	.262	42	11	2	8	
.303	99	30	9	18	June	.323	632	204	39	111	TEX: Ameriquest Field	.500	10	5	0	0	
.284	102	29	7	11	July	.291	636	185	40	105	TOR: Rogers Centre	.250	12	3	0	3	
.291	103	30	7	13	August	.276	665	189	33	90	WAS: RFK Stadium	.077	13	1	0	0	
.328	299	98	24	52	Sept./Oct.	.278	742	206	34	118							
.342	295	101	22	55	Home	.272	1950	531	83	285							
.345	313	108	25	63	Road	.279	2133	596	125	341							
.324	281	91	21	44	Day	.274	1462	401	80	245							
.335	594	199	46	107	Night	.277	2621	726	128	381							
.000	0	0	0	0	Grass	.275	3586	987	171	530							
.378	315	119	27	72	Artificial	.282	497	140	37	96							
.287	279	80	19	35	Pre-ASG	.273	2212	604	116	351							
.333	147	49	12	28	Post-ASG	.280	1871	523	92	275							
.336	447	150	34	79	vs. LHP	.282	898	253	51	142							
.331	124	41	11	64	vs. RHP	.274	3185	874	157	484							
.200	5	1	0	5	Runners in Scoring Position	.267	1062	284	49	414							
.000	0	0	0	0	Bases Loaded	.205	88	18	6	71							
					Pinch Hitting	.154	39	6	2	3							

DERREK LEE'S CAREER BESTS

2-HOMER GAMES: 17, most recently 8/28/05 vs. Florida
GRAND SLAMS: 6 – 4/7/98 @ Philadelphia (Garrett Stephenson), 4/13/98 @ Pittsburgh (Esteban Loaiza), 6/16/00 @ Pittsburgh (Francisco Cordova), 4/3/02 @ Montreal (Tony Armas Jr.), 4/19/04 vs. Cincinnati (Ryan Wagner), 8/24/04 vs. Milwaukee (Chris Capuan)
PINCH HOMERS: 2 – 6/13/00 @ Philadelphia (Jeff Brantley), 6/21/01 @ Atlanta (John Rocker)

MOST HITS: 5 (three times), most recently 6/1/05 @ Los Angeles Dodgers ... also has ten 4-hit games
MOST RBI: 6 (twice), most recently 4/27/05 vs. Cincinnati ... also has six 5-RBI games and sixteen 4-RBI games
MOST RUNS SCORED: 4 (twice), most recently 8/28/05 vs. Florida
LONGEST HITTING STREAK: 18 games, 4/17-5/7/05 ... has six other double-digit hitting streaks

#17 JOHN MABRY — IF/OF



FULL NAME: John Steven Mabry
 BATS: Left THROWS: Right HEIGHT: 6-4 WEIGHT: 210 MLS: 10+146
 OPENING DAY AGE: 35, turns 36 on October 17
 BORN: 10/17/70 in Wilmington, DE RESIDES: St. Louis, MO
 CONTRACT STATUS: Signed through 2006
 FAMILY: Married — Ann ... Children — J.T., Danielle, Nicole and Samantha
 HOW ACQUIRED: Signed as a free agent 12/7/2005

Mabry's Statistics and Career Transactions

YEAR	TEAM	AVG	G	AB	R	H	2B	3B	HR	RBI	SH	SF	HP	BB	SO	SB	CS	E
1991	Hamilton-A	.310	49	187	25	58	11	0	1	31	0	2	2	17	18	9	3	5
	Savannah-A	.233	22	86	10	20	6	1	0	8	0	2	0	7	12	1	0	1
1992	Springfield-A	.263	115	438	63	115	13	6	11	57	1	1	0	24	39	2	8	6
1993	Arkansas-AA	.290	*136	528	68	153	32	2	16	72	3	5	4	27	68	7	15	3
	Louisville-AAA	.143	4	7	0	1	0	0	0	1	0	0	0	1	0	0	0	0
1994	Louisville-AAA	.262	122	477	76	125	30	1	15	68	1	2	3	32	67	2	6	2
	St. Louis	.304	6	23	2	7	3	0	0	3	0	0	0	2	4	0	0	0
1995	Louisville-AAA	.083	4	12	0	1	0	0	0	0	0	0	0	0	0	0	0	1
	St. Louis	.307	129	388	35	119	21	1	5	41	0	4	2	24	45	0	3	4
1996	St. Louis	.297	151	543	63	161	30	2	13	74	3	5	3	37	84	3	2	8
1997	St. Louis	.284	116	388	40	110	19	0	5	36	2	2	3	39	77	0	1	1
1998	St. Louis	.249	142	377	41	94	22	0	9	46	3	2	1	30	76	0	2	9
1999	Seattle	.244	87	262	34	64	14	0	9	33	2	1	0	20	60	2	1	10
2000	Tacoma-AAA#	.214	4	14	1	3	1	0	0	1	0	0	0	0	4	0	0	1
	Seattle	.243	48	103	18	25	5	0	1	7	0	0	2	10	31	0	1	4
	San Diego	.228	48	123	17	28	8	0	7	25	0	1	0	5	38	0	0	1
2001	Brevard County-A#	.154	4	13	0	2	0	0	0	4	0	1	0	2	1	0	0	0
	St. Louis	.000	5	7	0	0	0	0	0	0	0	0	0	2	0	0	0	0
	Florida	.218	82	147	14	32	7	0	6	20	0	2	5	13	44	1	0	2
2002	Philadelphia	.286	21	21	1	6	0	0	0	3	0	1	0	1	5	0	0	0
	Oakland	.275	89	193	27	53	13	1	11	40	0	3	1	14	37	1	1	2
2003	Tacoma-AAA#	.364	3	11	1	4	0	0	0	0	0	0	0	2	1	0	0	0
	Seattle	.212	64	104	12	22	6	0	3	16	0	0	3	15	21	0	0	1
2004	Memphis-AAA	.338	39	136	27	46	7	0	12	35	0	5	2	17	29	0	0	2
	St. Louis	.296	87	240	32	71	11	0	13	40	5	3	1	26	63	0	1	6
2005	St. Louis	.240	112	246	26	59	15	1	8	32	6	2	0	20	63	0	0	3
ML TOTALS		.274	899	2503	271	687	136	4	66	320	19	22	15	197	501	4	9	48
AL TOTALS		.248	288	662	91	164	38	1	24	96	2	4	6	59	149	3	3	17
MAJOR LEAGUE TOTALS		.269	1187	3165	362	851	174	5	90	416	21	26	21	256	650	7	12	51

*Led League ... #Injury Rehabilitation Assignment

SLG: 2005 — .407 ... ML Career — .412 OBP: 2004 — .295 ... ML Career — .325

PCT	G	PO	A	E	TC	DP	2005/CAREER	PCT	G	PO	A	E	TC	DP
1.000	14	55	8	0	63	8	First Base	.995	400	2681	222	16	2919	255
.969	18	12	19	1	32	2	Third Base	.906	123	67	145	22	234	9
.905	23	19	0	2	21	0	Left Field	.980	184	229	10	5	244	3
1.000	49	35	1	0	36	0	Right Field	.984	379	475	22	8	505	4
							Center Field	1.000	11	12	0	0	12	0
							Pitcher	---	2	0	0	0	0	0
.980	121	28	3	152	10		ML TOTALS	.987	3464	399	51	3914	271	

LAST GAME AT CENTER FIELD: 6/30/04 @ Pittsburgh

YEAR	TEAM	W-L	ERA	G	GS	CG	SHO	SV	IP	H	R	ER	HR	HB	BB	SO	WP	BK
2000	Seattle	0-0	27.00	1	0	0	0	0	0.2	3	2	2	0	0	1	0	0	0
2001	Florida	0-0	135.00	1	0	0	0	0	0.1	3	5	5	0	0	3	0	0	0

DIVISION SERIES STATISTICS

YEAR	TEAM/OPP	AVG	G	AB	R	H	2B	3B	HR	RBI	SH	SF	HP	BB	SO	SB	CS	E
1996	Stl vs. SD	.300	3	10	1	3	0	1	0	1	1	0	0	1	1	0	0	0
2002	Oak vs. Min	.000	2	2	0	0	0	0	0	0	0	0	0	0	1	0	0	0
2004	Stl vs. LA (NL)	.000	1	1	0	0	0	0	0	0	0	0	0	0	1	0	0	0
2005	Stl vs. SD	.500	2	2	0	1	0	0	0	0	0	0	0	0	0	0	0	0
DIVISION SERIES TOTALS		.267	8	15	1	4	0	1	0	1	1	0	0	1	3	0	0	0

LEAGUE CHAMPIONSHIP SERIES STATISTICS

YEAR	TEAM/OPP	AVG	G	AB	R	H	2B	3B	HR	RBI	SH	SF	HP	BB	SO	SB	CS	E
1996	Stl vs. Atl	.261	7	23	1	6	0	0	0	0	0	0	1	0	6	0	0	0
2004	Stl vs. Hou	.167	4	6	0	1	0	0	0	1	0	0	0	0	3	0	0	0
2005	Stl vs. Hou	.125	5	8	0	1	1	0	0	1	0	0	0	0	3	0	0	0
LCS TOTALS		.216	16	37	1	8	1	0	0	2	0	0	1	0	12	0	0	0

WORLD SERIES STATISTICS

YEAR	TEAM/OPP	AVG	G	AB	R	H	2B	3B	HR	RBI	SH	SF	HP	BB	SO	SB	CS	E
2004	Stl vs. Bos	.000	2	4	0	0	0	0	0	0	0	0	0	0	2	0	0	0

1991 – Selected by St. Louis in 6th round of the draft
 1997 – On disabled list 8/14-9/24 ... fractured jaw
 1998 – Elected free agency 12/18 ... signed by Seattle 1/19/99
 1999 – On disabled list 8/14-11/12 ... fractured right kneecap
 2000 – On disabled list 4/22-5/12 ... pulled right groin ... included injury rehabilitation assignment to Tacoma (5/8-5/12)
 2000 – Traded to San Diego 7/31 with P Tom Davey for OF Al Martin
 2000 – Elected free agency 10/30 ... signed by Memphis (St. Louis) 1/10/01
 2001 – Contract sold to Florida 4/9
 2001 – On disabled list 4/16-5/20 ... right pectoral tear ... included injury rehabilitation assignment to Brevard County (5/16-5/20)
 2001 – Elected free agency 11/5 ... signed by Scranton (Philadelphia) 1/28/02
 2002 – Traded to Oakland 5/22 for OF Jeremy Giambi
 2002 – Elected free agency 11/4 ... signed by Seattle 1/16/03
 2003 – On disabled list 5/28-6/20 ... strained latissimus dorsi tendon ... included injury rehabilitation assignment to Tacoma 6/17-6/20
 2003 – Elected free agency 11/5 ... signed by Memphis (St. Louis) 2/12/04
 2005 – Elected free agency 11/4 ... signed by Cubs 12/7

Mabry: Facts And Information

- John, a left-handed hitting infielder/outfielder, signed with the Cubs as a free agent in December 2005.
- Ⓞ prior to the Cubs, Mabry saw big league action with St. Louis (1994-1998, 2001, 2004-2005), Seattle (1999-2000, 2003), San Diego (2000), Florida (2001), Philadelphia (2002) and Oakland (2002).
 - Ⓞ has seen major league time at five defensive positions – first base, third base and all three outfield positions.
 - ◆ has pitched in two big league games.
 - Ⓞ has hit 3 homers and recorded 30 RBI as a pinch-hitter.
 - Ⓞ has seen action in 26 postseason games – including two World Series appearances in 2004.
 - Ⓞ was named the Cardinals Rookie of the Year in 1995 by the St. Louis chapter of the Baseball Writers Association of America.
 - Ⓞ was selected by St. Louis in the sixth round of the 1991 June draft out of West Chester (PA) University.
 - Ⓞ is a 1988 graduate of Bohemia Manor (MD) High School.

Mabry's 2005 Season

- Hit .240 with 15 doubles, 8 homers and 32 RBI in his final season with the Cardinals.
- Ⓞ had 13 multi-hit games – including a season-high 4-hit affair on July 4 in Arizona.
 - ◆ also drove in a pair of runs in the contest.
 - Ⓞ made 54 starts for the Redbirds, seeing action in 49 games in right field (25 starts), 23 games in left field (12 starts), 18 games at third base (12 starts) and 14 games at first base (five starts).
 - Ⓞ led the Cardinals with 34 pinch at-bats, hitting a career-best .265 in that role.
 - Ⓞ hit his third career pinch-homer August 30 off Florida's Todd Jones.
 - Ⓞ led off the 11th inning on July 22 with a triple, leading to the Cardinals' winning run in the 2-1 contest.

- © drove in a season-high 5 runs on May 20 in Kansas City, going 3-for-5 and hitting his first career grand slam in a 7-6 Cardinal victory.
 - ◆ the bases-loaded roundtripper came in the first inning off Zack Greinke.
 - ◆ had a 4-RBI game under a month later, driving in 4 runs in an 8-5 defeat of Tampa Bay on June 19.

Mabry's Career Review

2004: Returned to St. Louis, signing as a minor league free agent prior to the season.

- © opened the year at Memphis (AAA), batting .338 with 7 doubles, 12 homers and 35 RBI in 39 games.
- © had his contract purchased by the big league club on May 25.
- © hit .296 with 11 doubles, 13 homers and 40 RBI in 87 games for the Cardinals.
 - ◆ the 13 roundtrippers tied his career mark.
- © had 17 multi-hit games, including a season-high 4-hit affair on August 4 at Montreal.
- © drove in a season-high 5 runs June 11 at Texas, hitting an RBI-single, a 2-run single and a 2-run homer in the Cardinals' 12-7 win.
 - ◆ also had a 4-RBI game August 4 as St. Louis defeated Montreal 5-4 ... went 4-for-4 in the contest.

2003: Returned to Seattle and batted .212 with 9 extra-base hits and 16 RBI in 64 games ... signed with the Mariners as a free agent on January 16.

- © had his greatest success of the season in August, going 9-for-26 with 3 RBI.
- © made 23 total starts at four spots, starting seven games in left field, seven games as the designated hitter, six games at first base and three games in right field.
- © spent a month on the disabled list with a strained latissimus dorsi tendon ... batted .364 in three rehabilitation appearances at Tacoma (AAA).

2002: Opened the year with Philadelphia, hitting .286 in 21 games.

- © was traded to Oakland May 22 for outfielder Jeremy Giambi.
- © hit .275 with 13 doubles, 11 homers and 40 RBI in his second stint in the American League.
 - ◆ returned to the postseason, seeing action in two games in the Division Series for the Athletics.
- © batted .323 (20-62) with runners in scoring position.
- © recorded his second career 2-homer game August 23 at Detroit, hitting a 2-run homer off Brian Powell in the fourth inning and adding a 3-run shot off Adam Bernero in the seventh.
 - ◆ the 5 RBI were a season high.
- © drove in 4 runs July 19 in a 10-0 defeat of Texas, hitting a 2-run homer in the second inning off Aaron Myette and adding a sacrifice fly and an RBI-double.
- © had a season-high 4 hits June 28 against San Francisco, going 4-for-4 with a double.

2001: Signed with St. Louis in the off-season, returning to the team that originally drafted him — but appeared in just five games before his contract was sold to Florida.

- © hit .218 with 13 extra-base hits and 20 RBI in 82 games for the Marlins.
- © led the Marlins with 7 pinch hits and 41 pinch at-bats.
- © made his second career appearance as a pitcher, tossing 0.1 innings on October 5 in a 20-3 loss to Atlanta.
- © was on the disabled list April 16-May 20 with a right pectoral tear.
 - ◆ had a four-game rehabilitation stint with Brevard County.

2000: Was acquired by San Diego at the trading deadline ... saw action in 48 games for the Padres.

- © homered in his first at-bat as a Padre, going deep off Philadelphia's Robert Person in San Diego's 10-9 win.
 - ◆ became the sixth Padre to homer in his first at-bat.
- © drove in a season-high 4 runs August 13 in a 7-3 defeat of the Marlins, hitting a 2-run double and a 3-run homer.
- © batted .243 in his final 48 games for Seattle.
- © missed six weeks early in the season with a pulled right groin.
 - ◆ suffered the injury while diving for a ball at third base on April 21 against Kansas City.
 - ◆ was 3-for-14 in a four-game rehabilitation stint with Tacoma (AAA).
- © made his first career appearance as a pitcher May 28 at Tampa Bay, working 0.2 innings in a 14-4 loss.

1999: Was limited in his first season with Seattle after suffering a fractured right kneecap.

- © hit .244 with 14 doubles, 9 homers and 33 RBI in 87 games.
- © played in 35 games in right field (28 starts), 24 games at third base (19 starts), 20 games at first base (12 starts), seven games in left field (six starts) and two games in center field (one start).
- © went deep twice in the same game for the first time in his career when he tagged Detroit's Willie Blair for a pair of roundtrippers in an 8-6 Mariner win on April 28.
- © went on the disabled list on August 14 after fouling a pitch off his kneecap the previous day ... was out for the remainder of the season.

1998: Appeared in 142 games for St. Louis, batting .249 with 22 doubles, 9 homers and 46 RBI.

- © the 20-plus double season was the third of his career.
- © had 21 multi-hit games — including a 4-hit affair on May 15 against Florida.
 - ◆ had a pair of doubles and drove in 3 runs in the 8-7 loss to the Marlins.

- Ⓞ batted .304 in the month of May, going 21-for-69 with 12 RBI in 26 games.
- Ⓞ was 8-for-27 as a pinch-hitter, driving in 8 runs and crossing the plate 6 times.
- Ⓞ hit a pair of pinch-homers (the first of his career), – both off Cub pitchers.
 - ◆ tagged Cub Kevin Tapani for a 2-run shot on May 3 in an 8-5 Cardinal win.
 - ◆ followed up with a game-winning, solo homer off Cub Don Wengert on August 9 ... the Cardinals won 2-1.
- Ⓞ played in 46 games in left field (28 starts), 38 games at third base (31 starts), 37 games in right field (18 starts) and 16 games at first base (eight starts).
- Ⓞ elected free agency following the season, signing a contract with Seattle.

- 1997:** Hit .284 with 19 doubles, 5 homers and 36 RBI in 116 games for St. Louis.
- Ⓞ had 29 multi-hit games.
 - Ⓞ had a career-high 20-game hitting streak May 19-June 9, batting .418 (33-79) over the stretch.
 - ◆ also had 4 doubles, 2 homers and 18 RBI ... crossed the plate 11 times.
 - Ⓞ also hit safely in 11 straight games April 27-May 7, going 16-for-36 (.444).
 - Ⓞ drove in a career-high 6 runs June 3 against Colorado, hitting an RBI-single, a 2-run single and a 3-run homer in the 15-4 Cardinal victory.
 - Ⓞ suffered a fractured jaw when he was hit by a line drive during batting practice on August 19.
 - ◆ was on the 15-day disabled list August 20-September 24.

- 1996:** Spent his first full season in the majors, appearing in a career-high 151 games.
- Ⓞ batted .297 with 30 doubles, 13 homers and 74 RBI, establishing career marks in each of those categories.
 - Ⓞ was St. Louis' everyday first baseman, appearing in 146 games and making 139 starts.
 - ◆ also saw action in 14 games in the outfield (four starts).
 - Ⓞ had 41 multi-hit games, including nine 3-hit contests, five 4-hit games and one 5-hit affair.
 - ◆ went 5-for-5 on July 6 at Pittsburgh ... drove in a pair of runs and scored a pair of runs in the 9-5 defeat of the Pirates.
 - Ⓞ recorded his first career double-digit hitting streak, hitting safely in 10 straight games May 12-22.
 - ◆ batted .500 (20-40) with 5 doubles, 1 triple, 3 homers and 12 RBI.
 - ◆ had a .900 slugging percentage and a .545 on-base percentage.
 - Ⓞ saw postseason action for the first time in his career as the Cardinals advanced to the League Championship Series.
 - ◆ was a combined 9-for-33 with a triple and 1 RBI in 10 postseason appearances.

1995: Finished fourth in National League Rookie of the Year voting after hitting .307 in 129 games for St. Louis ... was named the Cardinals Rookie of the Year by the St. Louis chapter of the Baseball Writers Association of America.

- Ⓞ was also named to the *Topps* all-rookie team.
- Ⓞ had 21 doubles, 5 homers and 41 RBI ... also collected 32 multi-hit games, including a pair of 4-hit affairs.
 - ◆ went 4-for-6 with a pair of RBI on August 6 in a 4-3, 13-inning defeat of the Cubs.
 - ◆ was 4-for-5 on August 25 at Coors Field, recording 3 RBI in the Cardinals' 8-3 win.
- Ⓞ struck out just 45 times in 418 total plate appearances.
- Ⓞ led all National League rookies in batting average.
 - ◆ missed qualifying for the NL overall top 10 in batting by just 25 plate appearances.
- Ⓞ appeared in 73 games at first base (66 starts), 29 games in right field (19 starts) and 11 games in left field (nine starts).
 - ◆ had a 1.000 fielding percentage while playing the outfield.
- Ⓞ made his first career Opening Day start, becoming the first Cardinals rookie to do so since 1991 – and the first to do so at first base since 1975.
- Ⓞ homered for the first time in the big leagues on July 3 off Montreal's Gabe White.
- Ⓞ hit his first career leadoff home run on August 27 off Colorado's Armando Reynoso ... it was the first time in his career he batted in the one-spot.

- 1994:** Was called up to the big leagues, making his major league debut April 23 ... went 7-for-23 with 3 RBI in his first six big league games.
- Ⓞ recorded his first big league hit that same day, hitting an RBI-double off Houston's Darryl Kile.
 - Ⓞ batted .262 with 30 doubles, 15 homers and 68 RBI in 122 games for Louisville (AAA).

- 1993:** Spent the majority of the season at Double-A, batting .290 with 32 doubles, 16 homers and 72 RBI in 136 games for Arkansas (AA).
- Ⓞ led the Texas League in games played; ranked second in the league in total bases (237), doubles and at-bats (477); ranked third in extra-base hits (50) and ranked fifth in RBI.
 - Ⓞ also led the league with a .989 fielding percentage and was tied for third with 15 assists.
 - Ⓞ was a Double-A all-star.
 - Ⓞ was a late-season promotion to Louisville (AAA), seeing action in four games.

- 1992:** Hit .263 with 13 doubles, 6 triples and 11 home runs in 115 games.
- Ⓞ drove in 57 runs and crossed the plate 63 times.
 - Ⓞ recorded 14 outfield appearances.

- 1991:** Batted .286 in 71 combined games for Hamilton (A) and Savannah (A) after being selected in the sixth round of the 1991 draft.
- Ⓞ was a New York Penn League all-star, as he hit .310 in 49 games for Hamilton.
 - ◆ doubled 11 times and drove in 31 runs.
 - ◆ had 10 outfield assists.

Mabry's 2005 and Career Statistical Breakdown

AVG	AB	H	HR	RBI	2005/CAREER	AVG	AB	H	HR	RBI	CAREER BY PARK	AVG	AB	H	HR	RBI	
.240	246	59	8	32	TOTALS	.269	3165	851	90	416	ATL: Atlanta-Fulton	.275	40	11	1	2	
.600	15	9	1	4	Arizona	.370	54	20	3	9	ATL: Turner Field	.222	54	12	2	5	
.222	9	2	0	0	Atlanta	.237	156	37	4	12	AZ: Chase Field	.464	28	13	0	3	
.000	0	0	0	0	Baltimore	.205	39	8	1	3	BAL: Camden Yards	.188	16	3	0	1	
.000	0	0	0	0	Boston	.250	44	11	1	5	BOS: Fenway Park	.258	31	8	1	3	
.000	0	0	0	0	Chicago (AL)	.162	37	6	1	3	CHI: WRIGLEY FIELD	.215	107	23	3	9	
.200	30	6	1	1	Chicago (NL)	.245	188	46	5	17	CIN: Cineray Field	.267	75	20	5	13	
.211	19	4	1	3	Cincinnati	.259	189	49	6	22	CIN: Great American	.269	26	7	1	3	
.000	0	0	0	0	Cleveland	.175	40	7	4	7	CLE: Jacobs Field	.111	27	3	2	5	
.133	15	2	0	0	Colorado	.345	203	70	5	40	COL: Coors Field	.402	112	45	4	26	
.000	0	0	0	0	Detroit	.400	50	20	4	13	COL: Mile High Stadium	.250	8	2	0	1	
.250	8	2	1	3	Florida	.339	115	39	3	19	CWS: U.S. Cellular Field	.167	18	3	1	2	
.083	12	1	0	0	Houston	.272	213	58	5	19	DET: Comerica Park	.556	9	5	2	7	
.231	13	3	1	5	Kansas City	.253	85	30	6	22	DET: Tiger Stadium	.294	17	5	0	1	
.000	0	0	0	0	Los Angeles (AL)	.152	66	10	0	7	FLA: Dolphins Stadium	.241	112	27	4	15	
.438	16	7	1	4	Los Angeles (NL)	.298	181	54	3	16	Hawaii: Aloha Stadium	.300	10	3	0	1	
.083	12	1	0	0	Milwaukee	.256	82	21	2	12	HOU: Astrodome	.387	75	29	2	9	
.000	0	0	0	0	Minnesota	.267	60	16	2	9	HOU: Minute Maid Park	.259	27	7	0	0	
.167	6	1	0	0	New York (AL)	.243	37	9	0	1	KC: Kauffman Stadium	.364	55	20	4	13	
.286	14	4	1	3	New York (NL)	.241	166	40	5	22	LA: Dodger Stadium	.256	86	22	1	6	
.000	0	0	0	0	Oakland	.250	56	14	1	6	LAA: Angel Stadium	.150	40	6	2	5	
.250	4	1	0	0	Philadelphia	.274	146	40	2	15	MLL: County Stadium	.345	29	10	1	8	
.150	20	3	0	1	Pittsburgh	.286	224	64	3	30	ML: Miller Park	.143	21	3	1	2	
.000	0	0	0	0	St. Louis	.100	20	2	1	1	MIN: Metrodome	.241	29	7	0	2	
.250	8	2	0	1	San Diego	.204	152	31	0	22	MON: Olympic Stadium	.250	48	12	1	5	
.133	15	2	0	1	San Francisco	.338	204	69	4	22	NY: Shea Stadium	.259	85	22	3	14	
.000	0	0	0	0	Seattle	.222	27	6	3	8	NY: Yankee Stadium	.357	14	5	0	1	
.250	8	2	0	4	Tampa Bay	.235	81	19	1	17	OAK: McAfee Coliseum	.288	125	36	8	24	
.000	0	0	0	0	Texas	.185	81	15	5	19	PHI: Citizens Bank Park	.000	3	0	0	0	
.385	13	5	1	1	Toronto	.333	48	16	3	4	PHI: Veterans Stadium	.272	92	25	1	8	
.222	9	2	0	1	Washington	.198	121	24	4	14	PIT: PNC Park	.256	39	10	0	4	
.167	12	2	0	0	March/April	.249	370	92	12	49	PIT: Three Rivers	.348	66	23	0	9	
.288	66	19	3	15	May	.299	535	160	10	77	SD: PETCO Park	.083	12	1	0	0	
.216	51	11	1	5	June	.291	623	181	18	81	SD: Qualcomm Stadium	.183	131	24	3	19	
.341	44	15	2	5	July	.263	636	167	17	71	SEA: Kingdome	.239	88	21	4	13	
.209	43	9	2	6	August	.262	543	142	19	76	SEA: Safeco Field	.179	145	26	2	12	
.100	30	3	0	1	Sept./Oct.	.238	458	109	14	62	SF: 3Com Park	.283	53	15	1	5	
.237	118	28	2	12	Home	.262	1509	395	42	191	SF: AT&T Park	.323	31	10	1	3	
.242	128	31	6	20	Road	.275	1656	456	48	225	STL: Busch Stadium	.278	1071	298	24	132	
.272	103	28	2	15	Day	.295	1056	311	29	143	TB: Tropicana Field	.227	44	10	1	10	
.217	143	31	6	17	Night	.256	2109	540	61	273	TEX: Ameristar Field	.194	36	7	2	12	
.231	225	52	7	27	Grass	.260	2409	626	73	325	TOR: Rogers Centre	.414	29	12	2	3	
.333	21	7	1	5	Artificial	.298	756	225	17	91	WAS: RFK Stadium	.000	1	0	0	0	
.276	145	40	4	22	Pre-ASG	.281	1722	484	45	232							
.188	101	19	4	10	Post-ASG	.254	1443	367	45	184							
.226	31	7	0	0	vs. LHP	.268	555	149	9	74							
.242	215	52	8	32	vs. RHP	.269	2610	702	81	342							
.203	79	16	3	24	Runners in Scoring Position	.259	848	220	22	314							
.111	9	1	1	6	Bases Loaded	.247	97	24	1	64							
.265	34	9	1	4	Pinch Hitting	.223	220	49	3	30							
.000	0	0	0	0	Designated Hitter	.216	37	8	0	7							

JOHN MABRY'S CAREER BESTS

LEADOFF HOMERS: 1 – 8/27/95 @ Colorado (Armando Reynoso)
2-HOMER GAMES: 2, most recently 8/23/02 @ Detroit
GRAND SLAMS: 1 – 5/20/05 vs. Kansas City (Zack Greinke)
PINCH HOMERS: 3 – 5/3/98 @ CUBS (Kevin Tapani), 8/9/98 vs. CUBS (Don Wengert), 8/30/05 @ Florida (Todd Jones)

MOST HITS: 5 (twice), most recently 5/8/99 @ NY (AL)... also has 11 4-hit games
MOST RBI: 6, 6/3/97 vs. Colorado ... also has three 5-RBI games and four 4-RBI games
MOST RUNS SCORED: 4, 5/9/96 vs. San Francisco
LONGEST HITTING STREAK: 20 games, 5/19-6/9/97... also has a pair of 10-game hitting streaks

IF AT FIRST ...

On June 29, 1937, Cubs first baseman Jimmy Collins set a National League record by not having any fielding chances in the Cubs' 11-9 victory over the Cardinals in St. Louis. Leftfielder Augie Galan and catcher Gabby Hartnett each had 8 of the Cubs' 27 putouts, followed by second baseman Billy Herman (4), shortstop Billy Jurgis (3), centerfielder Joe Marty (2), starting rightfielder Frank Demaree (1) and substitute rightfielder Phil Cavarretta (1). Herman had both Cubs assists in the game on force plays at second base.

The only other NL first baseman to accomplish that feat was the Cubs' Fred McGriff – on August 15, 2002, vs. Houston. Catchers Todd Hundley (14) and Joe Girardi (3) recorded 17 of the club's 27 putouts via the strikeout route. Shortstop Alex Gonzalez had the Cubs' only assist on a 9th-inning ground out.

#31 GREG MADDUX — RHP



FULL NAME: Gregory Alan Maddux
 BATS: Right THROWS: Right HEIGHT: 6-0 WEIGHT: 180 MLS: 19+21
 OPENING DAY AGE: 39, turns 40 on April 14
 BORN: 4/14/66 in San Angelo, TX RESIDES: Las Vegas, NV
 CONTRACT STATUS: Signed through 2006
 FAMILY: Married — Kathy ... Children — Paige and Chase
 HOW ACQUIRED: Signed as free agent 2/18/04

Maddux's Statistics and Career Transactions

YEAR	TEAM	W-L	ERA	G	GS	CG	SHO	SV	IP	H	R	ER	HR	HB	BB	SO	WP	BK
1984	—Pikeville-R	6-2	2.63	14	12	2	2	0	85.2	63	35	25	2	8	41	62	4	1
1985	—Peoria-A	13-9	3.19	27	27	6	0	0	186.0	176	86	66	9	6	52	125	5	2
1986	—Pittsfield-AA	4-3	2.69	8	8	4	2	0	63.2	49	22	19	1	1	15	35	1	4
	lowa-AAA	10-1	3.02	18	18	5	2	0	128.1	127	49	43	3	12	30	65	4	5
	CUBS	2-4	5.52	6	5	1	0	0	31.0	44	20	19	3	1	11	20	2	0
1987	—lowa-AAA	3-0	0.98	4	4	2	2	0	27.2	17	3	3	1	2	12	22	2	0
	CUBS	6-14	5.61	30	27	1	1	0	155.2	181	111	97	17	4	74	101	4	7
1988	—CUBS	18-8	3.18	34	34	9	3	0	249.0	230	97	88	13	9	81	140	3	6
1989	—CUBS	19-12	2.95	35	35	7	1	0	238.1	222	90	78	13	6	82	135	5	3
1990	—CUBS	15-15	3.46	35	+35	8	2	0	237.0	242	116	91	11	4	71	144	3	3
1991	—CUBS	15-11	3.35	37	37	7	2	0	*263.0	232	113	98	18	6	66	198	6	3
1992	—CUBS	20-11	2.18	35	+35	9	4	0	*268.0	201	68	65	7	14	70	199	5	0
1993	—Atlanta	20-10	*2.36	36	36	*8	1	0	*267.0	228	85	70	14	6	52	197	5	1
1994	—Atlanta	16-6	*1.56	25	25	*10	3	0	202.0	150	44	35	4	6	31	156	3	1
1995	—Atlanta	19-2	*1.63	28	28	10	+3	0	+209.2	147	39	38	8	4	23	181	1	0
1996	—Atlanta	15-11	2.72	35	35	5	1	0	245.0	225	85	74	11	3	28	172	4	0
1997	—Atlanta	19-4	2.20	33	33	5	2	0	232.2	200	58	57	9	6	20	177	0	0
1998	—Atlanta	18-9	*2.22	34	34	9	*5	0	251.0	201	75	62	13	7	45	204	4	0
1999	—Atlanta	19-9	3.57	33	33	4	0	0	219.1	258	103	87	16	4	37	136	1	0
2000	—Atlanta	19-9	3.00	35	35	6	*3	0	249.1	225	91	83	19	10	42	190	1	2
2001	—Atlanta	17-11	3.05	34	34	3	+3	0	233.0	220	86	79	20	7	27	173	2	0
2002	—Atlanta	16-6	2.62	34	34	0	0	0	199.1	194	67	58	14	4	45	118	1	0
2003	—Atlanta	16-11	3.96	36	*36	1	0	0	218.1	225	112	96	24	8	33	124	3	0
2004	—CUBS	16-11	4.02	33	33	2	1	0	212.2	218	103	95	35	9	33	151	2	0
2005	—CUBS	13-15	4.24	35	+35	3	0	0	225.0	239	112	106	29	7	36	136	8	0
MAJOR LEAGUE TOTALS		318-189	3.01	643	639	108	35	0	4406.1	4082	1675	1476	298	125	907	3052	63	26
CUBS TOTALS		124-101	3.53	280	276	47	14	0	1879.2	1809	830	737	146	60	524	1224	38	22

*Led League ... +Tied for League Lead

LAST MAJOR LEAGUE COMPLETE GAME: 9/27/05 vs. PIT (L, 5-3) ... LAST SHUTOUT: 7/17/04 vs. MIL (5-0)

	AVG	AB	R	H	2B	3B	HR	RBI	SH	SF	HP	BB	SO	SB	CS	PCT	G	PO	A	E	TC	DP
2005	.171	76	4	13	0	0	1	5	7	0	0	0	15	1	0	.958	35	19	49	3	71	6
ML TOTALS	.176	1406	97	248	31	2	5	74	159	1	5	30	363	7	3	.969	643	496	1034	49	1579	80

LAST HIT: 8/27/05 vs. Florida (single off Dontrelle Willis) ... number of at-bats since then — 18

MOST HITS: 3 (three times), most recently 8/11/94 @ Colorado

MOST RBI: 3, 4/6/99 vs. Philadelphia

ALL-STAR GAME STATISTICS

YEAR	TEAM/SITE	W-L	ERA	G	GS	CG	SHO	SV	IP	H	R	ER	HR	HB	BB	SO	WP	BK
1988	—NL/Cin																	
1992	—NL/SD	0-0	6.75	1	0	0	0	0	1.1	1	1	1	1	1	0	0	0	
1994	—NL/Pit	0-0	3.00	1	1	0	0	0	3.0	3	1	1	0	1	0	2	0	
1995	—NL/Tex																	
1996	—NL/Phi																	
1997	—NL/Cle	0-0	4.50	1	1	0	0	0	2.0	2	1	1	1	1	0	0	0	
1998	—NL/Col	0-0	0.00	1	1	0	0	0	2.0	3	0	0	0	0	1	1	0	
2000	—NL/Atl																	
ALL-STAR GAME TOTALS		0-0	3.24	4	3	0	0	0	8.1	9	3	3	2	3	1	3	0	0

1984 – Selected by Cubs in 2nd round of draft (scout: Doug Mapson)
 1996 – Granted free agency 10/26 ... signed by Atlanta 12/15
 2002 – On disabled list 3/26-4/12 ... inflamed nerves, lower back
 2003 – Elected free agency 10/29 ... signed by Cubs 2/18/04

DIVISION SERIES STATISTICS

YEAR TEAM/OPP	W-L	ERA	G	GS	CG	SHO	SV	IP	H	R	ER	HR	HB	BB	SO	WP	BK
1995 – Atl vs. Col	1-0	4.50	2	2	0	0	0	14.0	19	7	7	3	1	2	7	0	0
1996 – Atl vs. LA	1-0	0.00	1	1	0	0	0	7.0	3	2	0	0	0	0	7	0	0
1997 – Atl vs. Hou	1-0	1.00	1	1	1	0	0	9.0	7	1	1	0	0	1	6	0	0
1998 – Atl vs. CUBS	1-0	2.57	1	1	0	0	0	7.0	7	2	2	0	0	0	4	0	0
1999 – Atl vs. Hou	0-1	2.57	2	1	0	0	0	7.0	10	2	2	1	0	5	5	0	0
2000 – Atl vs. Stl	0-1	11.25	1	1	0	0	0	4.0	9	7	5	1	0	3	2	0	0
2001 – Atl vs. Hou	0-0	3.00	1	1	0	0	0	6.0	4	3	2	1	0	3	5	0	0
2002 – Atl vs. SF	1-0	3.00	1	1	0	0	0	6.0	5	2	2	1	1	1	3	0	0
2003 – Atl vs. CUBS	0-1	3.00	1	1	0	0	0	6.0	6	2	2	0	0	1	1	1	0
DIVISION SERIES TOTALS	5-3	3.14	11	10	1	0	0	66.0	70	28	23	7	2	16	40	1	0

LEAGUE CHAMPIONSHIP SERIES STATISTICS

YEAR TEAM/OPP	W-L	ERA	G	GS	CG	SHO	SV	IP	H	R	ER	HR	HB	BB	SO	WP	BK
1989 – CUBS vs. SF	0-1	13.50	2	2	0	0	0	7.1	13	12	11	2	1	4	5	1	0
1993 – Atl vs. Phi	1-1	4.97	2	2	0	0	0	12.2	11	8	7	2	0	7	11	0	0
1995 – Atl vs. Cin	1-0	1.13	1	1	0	0	0	8.0	7	1	1	0	1	2	4	1	0
1996 – Atl vs. Stl	1-1	2.51	2	2	0	0	0	14.1	15	9	4	1	0	2	10	1	0
1997 – Atl vs. Fla	0-2	1.38	2	2	0	0	0	13.0	9	7	2	0	1	4	16	0	0
1998 – Atl vs. SD	0-1	3.00	2	1	0	0	1	6.0	5	2	2	0	1	3	4	0	0
1999 – Atl vs. NY	1-0	1.93	2	2	0	0	0	14.0	12	3	3	1	0	1	7	0	0
2001 – Atl vs. AZ	0-2	5.40	2	2	0	0	0	10.0	14	8	6	0	1	2	7	0	0
LCS TOTALS	4-8	3.80	15	14	0	0	1	85.1	86	50	36	6	5	25	64	3	0

WORLD SERIES STATISTICS

YEAR TEAM/OPP	W-L	ERA	G	GS	CG	SHO	SV	IP	H	R	ER	HR	HB	BB	SO	WP	BK
1995 – Atl vs. Cle	1-1	2.25	2	2	1	0	0	16.0	9	6	4	1	0	3	8	0	0
1996 – Atl vs. NY (AL)	1-1	1.72	2	2	0	0	0	15.2	14	3	3	0	1	1	5	0	0
1999 – Atl vs. NY (AL)	0-1	2.57	1	1	0	0	0	7.0	5	4	2	0	0	3	5	0	0
WORLD SERIES TOTALS	2-3	2.09	5	5	1	0	0	38.2	28	13	9	1	1	7	18	0	0

Maddux: Facts and Information

Greg – who is tied for 15th on MLB's all-time wins list – is the 22nd pitcher in major league history to win 300 or more games, doing so in 2004.

- ⊙ is a four-time Cy Young Award winner, winning the award four straight years (1992-1995).
 - ◆ was the first pitcher to win the award in four straight seasons.
 - ◆ was a unanimous selection in 1994 and 1995, joining Sandy Koufax as the only pitchers to accomplish that feat.
- ⊙ was the 10th National League pitcher to win 300 games – and the first since Steve Carlton (September 23, 1983).
- ⊙ was just the second pitcher to record his 300th victory while in a Cub uniform, joining Grover "Ol' Pete" Alexander.
 - ◆ Cub John Clarkson also finished his career with more than 300 wins, but reached the milestone with Cleveland.
- ⊙ was the fifth pitcher in major league history to win his first and 300th game with the same team.
- ⊙ issued his 3,000th career strikeout in 2005, joining Fergie Jenkins as the only Cub pitchers to do so.
 - ◆ was the ninth pitcher in major league history to win 300 or more games and strike out 3,000 batters.
 - ◆ Chicago is the only franchise in major league history to have two pitchers reach the milestone in its uniform.
- ⊙ is the first pitcher in major league history to win at least 15 games in 17 consecutive seasons and the third to win 13 or more games over 18 seasons (joining Cy Young and Walter Johnson).
 - ◆ has a 2.90 ERA over the span.

IF YOU START ME UP

In his 639 big league starts, Greg Maddux has:

- ⊙ worked at least 6.0 innings 521 times ... at least 7.0 innings 384 times ... at least 8.0 innings 211 times ... and has 108 complete games.
- ⊙ issued 2 or fewer walks 516 times – including 190 no-walk outings ... his career-high walk total is 7 (6/26/90 vs. Montreal).

- © leads the majors with 258 wins since the beginning of the 1991 season and ranks second among all active major leaguers in career wins, as only Roger Clemens has more.
- © has worked 200.0 or more innings in 17 of the last 18 seasons – and missed the mark by just 0.2 innings in 2002.
- © has a 3.4-to-1 strikeout-to-walk ratio, fanning 3,052 batters while issuing 907 free passes.
 - ◆ holds the National League record for most consecutive innings pitched without allowing a walk (72.1, 6/20-8/12/01).
 - ◆ has issued just 1.9 walks per 9.0 innings over his career.
- © is a 15-time *Rawlings* Gold Glove Award winner – winning 13 straight awards from 1990-2002 and picking up his 14th in 2004 and his 15th in 2005 ... holds the National League mark with 15 Gold Gloves.
 - ◆ the only players to win more Gold Gloves are Jim Kaat (who won 16 straight from 1962-1977) and Brooks Robinson (who also won 16).
- © is an eight-time National League All-Star selection.
- © has seen action in every round in the post season, pitching in 11 Division Series contests, 15 League Championship games and 5 World Series games.
 - ◆ has a 3.22 ERA in 190.0 post season innings.
- © graduated from Valley High School in Las Vegas, Nevada, in 1984 ... earned all-state honors in baseball in 1983 and 1984.
- © was selected in the second round of the 1984 June draft by the Cubs.

Maddux's 2005 Season

Greg moved into a tie for 15th place on MLB's all-time wins list despite suffering his first losing season since 1987 ... was 13-15 with a 4.24 ERA in 35 starts.

- © posted his 18th straight season with 13 or more victories, joining Cy Young as the only pitchers in major league history to do so.
 - ◆ in addition, is one of only three pitchers to record 13 or more wins 18 times in their career (also Cy Young and Walter Johnson).
- © struck out his 3,000th career batter, becoming the second Cub in franchise history to record 3,000 strikeouts (also Fergie Jenkins) ... Chicago is the only major league franchise to have two pitchers surpass the mark in their uniform.
 - ◆ endured a 2-hour, 43-minute rain delay prior to the start of the game on July 26, fanning San Francisco's Omar Vizquel in the third inning for the milestone strikeout.
- © earned his 15th career *Rawlings* Gold Glove, committing just 3 errors in his 35 starts.
- © issued just 36 walks and led the National League in fewest walks per 9.0 innings (1.4).
- © worked 225.0 innings – his highest total since 2001 – and led the club in both innings pitched and starts.
- © earned his first win of the campaign on April 29 as he faced off against fellow 300-game winner Roger Clemens ... the matchup of 300-game winners was the first since 1987 and the first in the National League since July 21, 1892.
 - ◆ Maddux allowed just 2 runs over 6.0 innings of work in the 3-2 defeat of Houston.
- © combined with Mike Remlinger and Michael Wuerz on a 3-hit shutout of the New York Mets on May 10.
 - ◆ also struck out 10 batters, recording his first double-digit strikeout game since June 15, 2003.
- © won three straight starts from May 30-June 10 ... on June 10, he allowed just 7 hits and 3 runs over 6.2 innings of work against the Red Sox.
 - ◆ homered for the first time in more than six years, tagging Boston's John Halama for a solo shot in the sixth inning of a 14-6 Cub win.
- © threw the 106th complete game of his career August 11 against St. Louis.
- © tossed just 70 pitches in winning his 10th game of the season on August 16 in Houston (4-1) ... was the first Cub pitcher to 10 wins – as he held the Astros to 1 run on 3 hits, 2 walks and 5 strikeouts.
 - ◆ also drove in the game-tying run, hitting an RBI-single off Andy Pettitte in the second inning.
- © hurled his second complete game of the season on August 27 – fewer than three weeks after his first of the season – but still suffered the loss in a 2-1 defeat at the hands of the Florida Marlins.
- © threw his third complete game of the season September 27 in a 5-3 loss to Pittsburgh ... Maddux hadn't hurled three complete games in a season since 2001.

MLB'S ALL TIME WINS LIST

1.	Cy Young	511
2.	Walter Johnson	417
3.	Grover Alexander	373
	Christy Mathewson	373
5.	Warren Spahn	363
6.	Pud Galvin	361
7.	Kid Nichols	360
8.	Tim Lincecum	341
	ROGER CLEMENS	341
10.	Steve Carlton	329
11.	John Clarkson	327
12.	Eddie Plank	326
13.	Nolan Ryan	324
	Don Sutton	324
15.	GREG MADDUX	318
	Phil Niekro	318

**according to Elias Sports Bureau*

Maddux's Career Review

2004: Greg signed with the Cubs — the team that originally drafted him — as a free agent on February 18 after spending 11 years with the Atlanta Braves ... became the first pitcher in major league history to win 15 or more games in 17 consecutive seasons.

⊙ won his 300th career game August 7 at San Francisco, picking up the milestone win in just his second attempt to do so.

◆ became the 22nd pitcher in major league history to win 300 games.

◆ was the fourth-youngest pitcher to accomplish the feat and the first National Leaguer to do so since Steve Carlton in 1983.

◆ was the second pitcher to beat the same team for his 200th and 300th career victories (also Grover "Ole" Pete Alexander).

⊙ was 16-11 with a 4.02 ERA for the season.

◆ tied for fifth in the NL in wins with teammate Carlos Zambrano.

◆ ranked third in the NL in fewest walks per 9.0 innings.

⊙ led the Cubs and ranked ninth in the league in innings pitched (212.2).

⊙ finished the season in 20th on MLB's all-time wins list.

◆ his 245 wins dating back to Opening Day 1991 tops all major league pitchers.

⊙ made his Cubs re-debut April 7 at Cincinnati, taking the loss in a 3-1 contest ... hit two batters (D'Angelo Jimenez and Ken Griffey Jr.) in the same inning for the first time in his career.

⊙ earned his first win of the season April 23 vs. New York and tied Cy Young on the NL's all-time wins list.

◆ set a club mark for the longest span between wins for a Cubs pitcher (4,216 days) ... Fergie Jenkins had previously held the record.

⊙ picked up his second win of the season May 3 at St. Louis — in a contest in which both he and Jason Marquis recorded a stolen base ... it was the first time since June 11, 1950 that two starting pitchers both stole a base in the same game.

⊙ hurled his 35th career complete-game shutout — and first in exactly three years — when he tossed a 6-hitter against Milwaukee July 17.

◆ it was his first complete game since July 17, 2003, and his first shutout since July 17, 2001.

⊙ went the distance in his very next start on July 22 vs. Cincinnati ... it was the first time he hurled back-to-back complete games since September 7-13, 2000.

⊙ picked up his 15th win of the season September 23, becoming the first pitcher in major league history to win 15 or more games in 17 consecutive seasons.

◆ went 1-for-2 with 2 RBI in the contest.

◆ surpassed the 200.0-innings mark in the same contest.

2003: Greg became the first pitcher in major league history to win at least 15 games in 16 consecutive seasons, surpassing the mark established by Cy Young.

⊙ was 16-11 in 36 starts in his final campaign with Atlanta.

⊙ ranked among league leaders yet again, topping the NL in starts (36) and tying for fifth in wins (16) and sixth in innings pitched (218.1).

⊙ finished the season with 289 wins, passing Tommy John on the final day of the season for 22nd on the all-time list.

⊙ allowed 2 or fewer walks in 33 of his 36 starts.

2002: Surpassed the 15-wins mark for the 15th straight season, as he was 16-6 with a 2.62 ERA.

⊙ ranked second in the NL in ERA and fourth in walks per 9.0 innings (2.0).

⊙ was unscored upon in 10 of his 34 starts.

⊙ was scheduled to start Opening Day (April 1) against Philadelphia, but was scratched due to inflamed nerves in his back.

◆ was placed on the disabled list for the first time in his career April 5 ... was activated April 12.

⊙ earned his 13th straight *Rawlings* Gold Glove Award, committing 1 error in 70 total chances ... the only pitcher to win more consecutive Gold Gloves is Jim Kaat, who won 16 straight from 1962-1977.

2001: Continued to exhibit some of the best control in the major leagues, establishing a big league record by pitching 74.2 consecutive innings without issuing a walk (June 20-August 12).

⊙ led the National League with a ratio of 1.0 walk per 9.0 innings ... also tied for the league lead with 3 shutouts and was fourth in innings (233.0) and ERA (3.05).

⊙ won his 12th consecutive *Rawlings* Gold Glove.

⊙ equaled his career-best 10-game winning streak, going 10-0 with a 2.45 ERA in 11 starts from June 5-July 27 ... his win streak was the longest in the NL all season.

◆ won back-to-back NL Pitcher of the Month awards in June and July for his efforts during the streak ... they were his eighth and ninth such selections, establishing a league mark (as no other pitcher has won the award more than five times).

⊙ struck out a career-high 14 batters May 2 vs. Milwaukee in a 1-0 Brave victory.

⊙ left his September 22 start with a hyper-extended right elbow.

2000: Collected 19 wins for the seventh time in his career — dropping just 3 decisions in his first 21 games.

⊙ finished the season atop the NL in familiar categories: ranked first in fewest walks per 9.0 innings (1.5), tied for first in shutouts (3), was second in innings pitched (249.1) and tied for third in ERA (3.00).

- Ⓞ was third in Cy Young balloting behind Randy Johnson and Tom Glavine.
- Ⓞ won his 11th straight *Rawlings* Gold Glove.
- Ⓞ tied a big league record for most career putouts by a pitcher June 14 at Pittsburgh.
 - ◆ covered first base on a John Vander Wal grounder to second base for his 387th putout, tying Jack Morris' record.

1999: Was 19-9 despite posting his highest ERA since 1987 (3.57) ... still ranked third in the league in wins.

- Ⓞ was named the NL Pitcher of the Month for August after going 6-0 with a 3.69 ERA.
- Ⓞ won his 10th straight *Rawlings* Gold Glove.
- Ⓞ missed a scheduled start August 27 after chipping a bone in his wrist while diving for a John Vander Wal pop-up August 21.
- Ⓞ posted the second-lowest ERA over the course of a decade since 1910, as Los Angeles' Sandy Koufax had a 2.36 ERA in the 1960's and Maddux had a 2.54 ERA in the 1990's.
- Ⓞ led Braves pitchers with 2 home runs, going deep April 6 vs. Philadelphia and May 30 vs. Los Angeles.
 - ◆ his homer on April 6 came off Chad Ogea as part of an 8-run, fourth-inning in an 11-3 Braves win ... it was Maddux's first start of the year.
 - ◆ homered in the third inning on May 30 off Kevin Brown, putting the Braves on the board in a 5-4 loss to Los Angeles.

1998: Led the National League in ERA (2.22) for the fourth time in his career and went 18-9 in 34 starts.

- Ⓞ fanned a career-high 204 batters and held opponents to a .220 batting average.
- Ⓞ also set a career mark by hurling 5 shutouts in his 9 complete games.
 - ◆ led the league in shutouts and tied for second in complete games ... was third in the league in innings pitched.
- Ⓞ reached a pair of milestones: recorded his 2,000th strikeout September 8 at Montreal and became the 94th pitcher in major league history to win 200 games on August 18 vs. San Francisco.
 - ◆ on September 8, he struck out Miguel Batista in the 3rd inning in a 6-3 Expos victory.
 - ◆ worked 7.0 innings, allowing 2 runs (1 earned) on 5 hits, 3 walks and 6 strikeouts in Atlanta's 8-4 win August 18.
- Ⓞ tied a career mark with a 10-game winning streak May 1-July 2.
- Ⓞ was named the National League All-Star starting pitcher for the second time in his career ... worked 2.0 innings in his seventh appearance at the game.
- Ⓞ led all NL pitchers with 64 assists and 99 total chances ... tied Kevin Brown for the league lead in putouts (31) as he earned his ninth career *Rawlings* Gold Glove.

1997: Was 19-4 with a 2.20 ERA in his 33 starts.

- Ⓞ held batters to a franchise-low 20 walks (of which 6 were intentional).
 - ◆ led the majors with a ratio of 0.77 walks per 9.0 innings.
 - ◆ led the NL with an .826 winning percentage ... was second in the league in ERA and tied for second in wins.
- Ⓞ became the only Brave in franchise history to have a sub-3.00 ERA for five straight years.
- Ⓞ won 10 straight decisions June 17-August 22, tying a career-high.
- Ⓞ won yet another *Rawlings* Gold Glove — the eighth of his career.
- Ⓞ selected to his fourth consecutive NL All-Star team and sixth overall.

1996: Continued to be one of the National League's elite pitchers, recording his ninth straight season with 15 or more wins.

- Ⓞ was first in the league in walks per 9.0 innings (1.0) and second in the league in both ERA (2.72) and innings pitched (245.0).
 - ◆ tied for second in starts (35) and third in complete games (5).
- Ⓞ was named to the NL All-Star team for the fifth time — and third in as many years — but did not pitch.
- Ⓞ won his seventh consecutive *Rawlings* Gold Glove, committing 1 error in 109 total chances.

1995: Joined elite company when he was unanimously selected for the Cy Young Award for the second straight season ... Sandy Koufax was the only other pitcher to be so honored.

- ◆ the award was his fourth consecutive ... he also won his sixth *Rawlings* Gold Glove in as many years.
- Ⓞ honored as *The Sporting News'* pitcher of the year for the second time, posting a 19-2 record with a 1.63 ERA.
 - ◆ led the majors in ERA and tied for the lead in wins, innings pitched (209.2) and shutouts (3).
 - ◆ was the first pitcher in ML history to post a winning percentage over .900 (.905) with 20 or more decisions.
 - ◆ as he recorded a 1.56 ERA in 1994, he became the first big league pitcher since Walter Johnson (1918-1919) to post a sub-1.70 ERA in consecutive seasons.
- Ⓞ went 4-0 with a 1.27 ERA in the month of July, striking out 49 batters in 49.2 innings.
 - ◆ was named NL Pitcher of the Month for his efforts.
- Ⓞ hurled four straight complete games August 20-September 5 ... finished the year with 10 complete games, tying his career high.
- Ⓞ walked 23 batters over the course of the season (spanning 209.2 innings), an average of 0.99 free passes per 9.0 innings, best in the majors.
- Ⓞ was second in the league in opponents batting average against (.197) and third in strikeouts (181).

- Ⓞ hurled his first career 1-hitter May 28 in a 3-1 defeat of Houston, allowing 1 run and 1 walk while striking out 7.
- Ⓞ was named to the NL All-Star team but did not pitch.

1994: Was a unanimous selection for the NL Cy Young Award ... the award was his third in as many years.

- Ⓞ was the 10th player to be unanimously selected.
- Ⓞ led the league with a 1.56 ERA, 10 complete games and a .207 opponents batting average against ... also tied for the league lead in wins (16).
 - ◆ his ERA was the third-lowest in the majors since 1919.
 - ◆ set a major league record in ERA differential, as his 1.56 ERA was 1.09 lower than runner up Steve Ontiveros' 2.65.
 - ◆ became the first Brave to lead the league in ERA in consecutive seasons – and allowed the fewest earned runs in franchise history (35).
- Ⓞ not only did his 10 complete games best any other pitcher in the NL, they also were higher than any other NL team totals (with the exception of Los Angeles' 13).
- Ⓞ posted the league's third-highest strikeout mark (156) and tied for second in the league in starts (25).
- Ⓞ won his fifth straight *Rawlings* Gold Glove, leading all pitchers in the majors with 62 total chances.
- Ⓞ started his first career Major League All-Star Game, allowing 1 run over 3.0 innings in the July 12 contest at Pittsburgh.

1993: Signed with the Atlanta Braves as a free agent in the offseason ... went on to win his second consecutive Cy Young Award, joining Gaylord Perry as the only pitchers to win the award for two teams.

- Ⓞ won 20 games for the second straight year – and led the league in ERA (2.36).
 - ◆ was the first Brave to lead the league in ERA since 1974.
- Ⓞ ranked first in the league in complete games (8) and innings pitched (267.0), third in strikeouts (197) and fourth in wins.
- Ⓞ won his fourth *Rawlings* Gold Glove, leading NL pitchers in putouts for the fifth straight year.
 - ◆ he was the first NL pitcher to lead the league in putouts five times (surpassing Grover Cleveland Alexander) and the second to accomplish the feat in the majors (Bob Lemon).
- Ⓞ was named *The Sporting News'* pitcher of the year.

1992: Won his first National League Cy Young Award in the same season as he became a 20-game winner.

- Ⓞ established career marks in wins (20), innings pitched (268.0), ERA (2.18) and strikeouts (199).
- Ⓞ ranked among league leaders in numerous categories, as he was first in innings pitched, tied for first in wins and starts (35), second in opponents batting average against (.210) and third in strikeouts and ERA.

- Ⓞ was honored with his second selection to the NL All-Star team, making his first career appearance in the game (in relief of future teammate Tom Glavine).
- Ⓞ won his third straight *Rawlings* Gold Glove, leading all pitchers in the majors with 97 chances and 64 assists.
- Ⓞ recorded a 12-4 record in home games, hurling 7 complete games with a 1.91 ERA at Wrigley Field.

1991: His 37 starts led the National League – and were the most by a Cub since 1980 (when Rick Reuschel started 38 games and Dennis Lamp started 37 contests).

- Ⓞ led the league in innings pitched (263.0) and was second in strikeouts (198) and third in complete games (7).
- Ⓞ earned his second *Rawlings* Gold Glove as he led the majors in total chances (91) and putouts (39) for a pitcher.
- Ⓞ shared NL Pitcher of the Week honors with David Cone.
 - ◆ hurled complete-game victories July 20, October 2 and October 6 without surrendering an earned run.
- Ⓞ hit the first homer of his major league career June 16 at San Diego, putting the Cubs on the board with a solo homer in the third inning off Jose Melendez.

1990: Was awarded a *Rawlings* Gold Glove after a season in which he did not commit an error, becoming the first Cub pitcher to be so honored.

- Ⓞ led the majors in putouts (39), total chances (93) and assists (53).
- Ⓞ tied for the NL lead in starts (35) and was second in innings (237.0) and fourth in complete games (8).
- Ⓞ pitched back-to-back complete games against Pittsburgh (August 1) and Montreal (August 5) to earn NL Pitcher of the Week honors for July 30-August 5.
 - ◆ allowed 1 run over the 18.0-inning span.
- Ⓞ set a big league record for most putouts by a pitcher in a 9.0-inning game April 29, recording seven in the complete-game shutout (4-0 win over Los Angeles).

1989: Won 19 games as he became the first Cub pitcher since Fergie Jenkins to win 18 or more games in consecutive seasons (1971-1972).

- Ⓞ was the first Cub to win more than 18 games since Rick Reuschel won 20 in 1977.
 - ◆ was the winning pitcher on September 26, when the Cubs clinched the National League Eastern Division title ... worked 8.1 innings in the Cubs' 3-2 defeat of Montreal.
- Ⓞ made two starts in the NLCS (against San Francisco).
- Ⓞ ranked second in the NL in wins and third in starts (35) ... also led the league in putouts (36) and tied for the league lead in total chances (80).

1988: Led the Cubs starting rotation with 18 wins and surpassed the 200.0-innings mark for the first time in his career.

- Ⓢ worked 249.0 innings over 34 starts.
 - ◆ tied for fourth in the NL in innings pitched, fifth in wins and sixth in complete games (9).
 - ◆ also led NL pitchers in hits (19) and runs scored (13).
- Ⓢ was honored as a National League All-Star for the first time in his career — and set a club record by going 15-3 before the All-Star break.
 - ◆ his 15-3 record was the best in the NL dating back to 1976, when San Diego's Randy Jones went 16-3.
 - ◆ became the youngest Cub in franchise history to be named to the All-Star team.
- Ⓢ was named the NL Pitcher of the Month in June after going 5-0 with 2 complete games and a 2.22 ERA.
- Ⓢ threw a 10.0-inning shutout May 11 against San Diego, the first such shutout by a Cub since Dennis Eckersley (April 26, 1985).
- Ⓢ had a team-high nine-game winning streak May 22-July 10.
- Ⓢ pitched the Cubs to a 9-2 win over Philadelphia September 13, becoming the first Cub pitcher to beat every National League team in the same season since Fergie Jenkins (1971).

1987: Spent the majority of the season with the Cubs, going 6-14 in 30 games (27 starts).

- Ⓢ hurled his first ML complete-game shutout July 1 at Montreal (1-0).
- Ⓢ had two stints in Iowa (AAA) — where he went 3-0 with a 0.98 ERA and held batters to a .179 average.

1986: Made his major league debut in just his third season of professional baseball, becoming the youngest Cub to pitch in a game since Rick James did so in 1967.

- Ⓢ saw his first big league action September 2 vs. Houston.
 - ◆ James made his first appearance at 19 years of age, while Maddux was four months past his 20th birthday.
- Ⓢ hurled his first career complete game in his first major league start on September 7 at Cincinnati (11-3 Cub win).
 - ◆ he was the youngest Cub to record a complete-game victory since Ken Holtzman did so in 1966.
- Ⓢ picked up his second win September 29 at Philadelphia, defeating brother Mike ... it was the first time in ML history that rookie brothers opposed each other.
 - ◆ Greg and Mike were also the first brothers to face off since Phil and Joe Niekro did so on September 13, 1982.
- Ⓢ made five starts and one relief appearance at the big league level, going 2-4.
- Ⓢ was promoted to the majors after combining to go 14-4 in 26 games at Pittsfield (AA) and Iowa (AAA).
 - ◆ was named to the Triple-A all star-team for his efforts at Iowa — where he went 10-1 in 18 starts.

1985: Was promoted to Peoria (A), where he posted his first double-digit wins season.

- Ⓢ was 13-9 in 27 starts.

1984: Was named an Appalachian League all-star in his first season of professional baseball.

- Ⓢ was 6-2 in 14 games (12 starts).
- Ⓢ held opponents to a .205 average.

GREG MADDUX'S CAREER HIGHS AND LOWS

LOW-HIT COMPLETE GAME: 1-hitter (twice), 5/28/95 @ Houston and 4/27/97 vs. San Diego ... also has a pair of 2-hit-
ters and 11 3-hitters

MOST STRIKEOUTS: 14, 5/2/01 vs. Milwaukee

MOST HITS ALLOWED: 14, 5/15/99 @ Chicago

MOST RUNS ALLOWED: 10 (twice), most recently 4/9/03 @ Philadelphia

MOST HOMERS ALLOWED: 3 (nine times), most recently 8/21/05 @ Colorado

LONGEST WINNING STREAK: 10 games (four times), most recently 6/5/01-7/22/01

LONGEST LOSING STREAK: 8 games, 5/16/90-7/14/90

GAME DEFINITIONS

Night Game: Any game scheduled to start after 5 p.m. is considered a night game. If a game is scheduled to start at 5 p.m. and is delayed by rain or for any other reason, it is considered a day game. If a game is scheduled to start at 5:01 p.m., it is considered a night game.

Two-Night Doubleheaders: Any two-night doubleheader scheduled to start after 4 p.m. is considered two night games. If a two-night doubleheader begins before 4 p.m., both contests are considered day games.

Tie Game: A regulation game that is called by the umpire-in-chief when both teams have the same number of runs is a tie game. Player performances are official and are entered in the records, but the game does not count in the league standings and may be rescheduled at a later date.

Suspended Game: A game becomes a suspended game if it has progressed far enough (4 1/2 or 5 innings) to be an official game and is stopped because of (1) a curfew imposed by law, or (2) a pre-arranged time limit, or (3) darkness when a local law prohibits turning on the lights or when lights are not available.

Maddux's 2005 and Career Statistical Breakdowns

W-L-S	ERA	G	CG	IP	ER	2005/CAREER	W-L-S	ERA	G	CG	IP	ER	CAREER BY PARK	W-L-S	ERA	G	CG	IP	ER	
13-15-0	4.24	35	3	225.0	106	TOTALS	318-189-0	3.01	643	108	4406.1	1476	ATL: Atlanta-Fulton	38-15-0	2.33	70	16	514.1	133	
0-2-0	11.00	2	0	9.0	11	Arizona	1-8-0	4.97	13	1	79.2	44	ATL: Turner Field	72-31-0	2.68	129	18	906.0	270	
0-1-0	7.50	1	0	6.0	5	Atlanta	8-4-0	4.26	15	2	88.2	42	AZ: Chase Field	0-4-0	5.18	7	0	40.0	23	
0-0-0	0.00	0	0	0.0	0	Baltimore	4-2-0	3.48	6	1	44.0	17	BAL: Camden Yards	2-0-0	1.69	2	1	16.0	3	
1-0-0	4.05	1	0	6.2	3	Boston	5-0-0	3.42	7	0	47.1	18	BOS: Fenway Park	1-0-0	3.46	2	0	13.0	5	
1-1-0	3.46	2	0	13.0	5	Chicago (AL)	2-2-0	5.64	4	0	22.1	14	CHI: WRIGLEY FIELD	62-50-0	3.41	145	31	1007.2	382	
0-0-0	0.00	0	0	0.0	0	Chicago (NL)	11-3-0	2.38	20	3	147.7	39	CIN: Cinergy Field	12-2-0	2.23	22	5	153.2	38	
0-1-0	3.75	2	0	12.0	5	Cincinnati	18-16-0	3.63	47	7	317.1	128	CIN: Great American	0-0-0	8.14	4	0	21.0	19	
0-1-0	9.00	1	0	6.0	6	Colorado	11-5-0	4.14	19	1	130.0	60	COL: Coors Field	5-1-0	6.17	7	0	42.1	29	
0-0-0	0.00	0	0	0.0	0	Detroit	0-1-0	2.25	2	0	12.0	3	COL: Mile High Stadium	3-0-0	2.31	3	1	23.1	6	
1-2-0	3.92	3	1	20.2	9	Florida	19-11-0	2.72	37	6	235.0	71	CWS: U.S. Cellular Field	1-1-0	8.10	2	0	10.0	9	
2-2-0	4.15	4	0	26.0	12	Houston	26-12-0	2.67	46	10	334.0	99	FLA: Dolphin Stadium	9-6-0	3.01	19	2	113.2	38	
0-0-0	0.00	0	0	0.0	0	Los Angeles (AL)	0-1-0	3.86	1	0	7.0	3	HOU: Astrodome	3-0-0	1.85	16	5	126.2	26	
1-0-0	1.50	1	0	6.0	1	Los Angeles (NL)	12-7-0	3.86	30	5	214.0	67	HOU: Minute Maid Park	5-2-0	4.09	7	0	44.0	20	
2-1-0	4.80	5	0	30.0	16	Milwaukee	12-3-0	2.16	20	5	141.2	34	LAA: Angel Stadium	0-1-0	3.86	1	0	23.0	3	
0-0-0	0.00	0	0	0.0	0	Minnesota	0-0-0	6.43	1	0	7.0	5	LAD: Dodger Stadium	5-5-0	3.36	14	2	96.1	36	
0-0-0	0.00	0	0	0.0	0	New York (AL)	2-0-0	4.70	5	1	30.2	16	MIL: County Stadium	2-0-0	1.17	3	1	23.0	3	
1-1-0	1.32	2	0	13.2	2	New York (NL)	34-17-0	3.22	62	13	405.0	145	MIL: Miller Park	5-1-0	3.20	7	0	45.0	16	
0-0-0	0.00	0	0	0.0	0	Oakland	0-0-0	3.86	1	0	7.0	3	MIN: Metrodome	0-0-0	6.43	1	0	7.0	5	
0-0-0	0.00	0	0	0.0	0	Philadelphia	28-17-0	3.38	57	6	381.1	143	MON: Olympic Stadium	11-7-0	2.60	27	3	187.0	54	
1-2-0	3.25	5	1	36.0	13	Pittsburgh	25-16-0	2.59	50	7	351.1	101	NY: Shea Stadium	13-11-0	3.80	29	5	170.1	72	
2-1-0	3.86	3	1	21.0	9	St. Louis	23-18-0	2.70	51	12	366.0	110	NY: Yankee Stadium	2-0-0	3.24	4	1	25.0	9	
1-0-0	4.50	1	0	6.0	3	San Diego	23-14-0	2.97	41	9	282.0	93	OAK: McAfee Coliseum	0-0-0	3.86	1	0	7.0	3	
0-0-0	2.25	1	0	8.0	2	San Francisco	24-14-0	2.99	43	5	286.0	95	PHI: Veterans Stadium	13-8-0	3.19	26	4	177.2	63	
0-0-0	0.00	0	0	0.0	0	Seattle	0-1-0	2.57	1	0	7.0	2	PIT: PNC Park	2-0-0	2.42	4	0	26.0	7	
0-0-0	0.00	0	0	0.0	0	Tampa Bay	3-0-0	0.67	3	3	27.0	2	PIT: Three Rivers	8-9-0	3.35	20	0	126.1	47	
0-0-0	0.00	0	0	0.0	0	Texas	1-0-0	2.25	1	0	8.0	2	SD: PETCO Park	2-0-0	2.57	2	0	14.0	4	
0-0-0	0.00	0	0	0.0	0	Toronto	2-0-0	1.80	2	1	15.0	3	SD: Qualcomm Stadium	9-10-0	3.09	20	3	131.0	45	
0-0-0	7.20	1	0	5.0	4	Washington	24-17-0	2.55	58	10	412.1	117	SEA: Safeco Field	0-1-0	2.57	1	0	7.0	2	
1-1-0	4.20	5	0	30.0	14	March/April	47-27-0	3.04	95	10	630.0	213	SF: 3Com Park	8-8-0	3.05	17	3	112.0	38	
2-2-0	3.99	6	0	38.1	17	May	49-33-0	2.96	112	16	784.2	258	SF: AT&T Park	3-1-0	2.36	4	0	26.2	7	
4-2-0	6.48	6	0	33.1	24	June	50-32-0	3.23	108	17	747.1	268	STL: Busch Stadium	13-8-0	2.97	23	5	157.1	52	
1-3-0	4.15	6	0	39.0	18	July	63-27-0	2.77	109	26	773.0	238	STL: Tropicana Field	2-0-0	1.00	2	2	18.0	2	
2-3-0	3.55	5	2	38.0	15	August	56-28-0	2.88	108	23	753.2	241	TOR: Rogers Centre	1-0-0	4.50	1	0	6.0	3	
3-4-0	3.50	7	1	46.1	18	Sept./Oct.	53-42-0	3.24	111	16	717.2	258	WAS: RFK Stadium	0-0-0	7.20	1	0	5.0	4	
3-10-0	4.66	16	3	110.0	57	Home	161-92-0	2.92	323	60	2290.2	742								
10-5-0	3.83	19	0	115.0	49	Road	157-97-0	3.12	320	48	2115.2	734								
5-10-0	4.70	21	2	134.0	70	Day	126-78-0	3.29	258	41	1730.1	633								
8-5-0	3.56	14	1	91.0	36	Night	192-111-0	2.84	385	67	2676.0	843								
13-15-0	4.24	35	3	225.0	106	Grass	255-152-0	3.10	515	84	3509.0	1207								
0-0-0	-	0	0	0.0	0	Artificial	63-37-0	2.70	128	24	897.1	269								
8-6-0	4.67	19	0	115.2	60	Pre-ASG	167-100-0	3.03	352	51	2414.2	814								
5-9-0	3.79	16	3	109.1	46	Post-ASG	151-89-0	2.99	291	57	1991.2	662								
13-15-0	4.24	35	3	225.0	106	Starter	318-188-0	3.01	639	108	4399.0	1470								
0-0-0	0.00	0	0	0.0	0	Reliever	0-1-0	7.36	4	0	7.1	6								

LEFTY/RIGHTY SPLITS

Vs. Left-handed Batters:
 2005 - .283 (103-364), 11 HR
 ML Career - .253 (2085-8241), 148 HR

Vs. Right-handed Batters:
 2005 - .270 (136-504), 18 HR
 ML Career - .240 (1997-8313), 150 HR

#61 CARLOS MARMOL — RHP

FULL NAME: Carlos Agustin Marmol
BATS: Right **THROWS:** Right **HEIGHT:** 6-2 **WEIGHT:** 180 **MLS:** None

OPENING DAY AGE: 23, turns 24 on October 14
BORN: 10/14/82 in Bonao, D.R. **RESIDES:** Santiago, D.R.
CONTRACT STATUS: Signed through 2006

FAMILY: Single
HOW ACQUIRED: Signed as non-drafted free agent by Cubs 7/3/99



Marmol's Statistics and Career Transactions

YEAR TEAM	AVG	G	AB	R	H	2B	3B	HR	RBI	SH	SF	HP	BB	SO	SB	CS	E
2000 - Dominican-R	.314	41	140	32	44	7	2	0	22	7	3	2	11	27	3	1	-
2001 - Mesa-R	.295	40	129	15	38	11	0	0	12	1	0	3	9	30	4	3	6
2002 - Lansing-A	.149	15	47	2	7	0	1	0	4	0	0	0	1	7	0	2	4
Mesa-R	.258	47	186	22	48	6	3	1	16	3	2	1	3	35	10	4	7
MINOR LEAGUE TOTALS	.273	143	502	71	137	24	6	1	54	11	5	6	24	99	17	10	17

YEAR TEAM	W-L	ERA	G	GS	CG	SHO	SV	IP	H	R	ER	HR	HB	BB	SO	WP	BK
2002 - Mesa-R	0-0	0.00	1	0	0	0	0	1.0	1	0	0	0	0	1	1	0	1
2003 - Mesa-R	3-5	4.19	14	9	0	0	0	62.1	54	38	29	5	7	37	*74	6	2
2004 - Lansing-A	*14-8	3.20	26	24	0	0	0	154.2	131	64	55	15	14	53	154	5	2
2005 - Daytona-A	6-2	2.99	13	13	0	0	0	72.1	60	30	24	7	3	37	71	5	1
West Tenn-AA	3-4	3.65	14	14	0	0	0	81.1	70	33	33	10	8	40	70	1	1
MINOR LEAGUE TOTALS	26-19	3.41	68	60	0	0	0	371.2	316	165	141	37	32	168	370	17	7

*Led League

1999 – Signed as a non-drafted free agent by Cubs, 7/3/99 (scout: Jose Serra)

Marmol: Facts and Information

Carlos was added to the Cubs major league roster in November 2005 ... the right-hander has spent six years in the Cubs minor league system – going 26-19 with a 3.41 ERA since being converted to a pitcher in 2002.

- Ⓞ converted to a pitcher after batting .273 in 143 games as an outfielder/catcher in the Cubs' organization from 2000-2002.
- Ⓞ named a Midwest League All-Star in 2004 and a Florida State League All-Star in 2005.
- Ⓞ has fanned 370 batters in 371.2 minor league innings.

Marmol's 2005 Season

Carlos split the season between Daytona (A) and West Tenn (AA) – where he combined to go 9-6 with a 3.34 ERA (57 ER/153.2 IP).

- Ⓞ started the season at Daytona and was named to the Florida State League All-Star team.
 - ◆ did not allow a hit over 6.0 innings of work in his season debut April 9 against Brevard County ... walked 2 and struck out 4 in the 2-0 Cub victory.
- Ⓞ worked 6.0 innings in 10 of his 14 starts at West Tenn.

Marmol's Career Review

2004: Carlos led the Midwest League with 14 wins ... was named to the league's All-Star squad.

- Ⓞ struck out a season-high 10 batters in back-to-back games August 15 and 21.

2003: Went 3-5 in his first full season as a pitcher ... gave up 2 or fewer earned runs in 6 of his 9 starts.

- Ⓞ led the league with 74 strikeouts – struck out a season-high 10 batters in 5.0 innings August 11 against the Mariners.

2002: Started the season at Lansing (A) before returning to Mesa (R) – recorded a career-high 10 stolen bases at Mesa.

2001: Batted .295 with 11 doubles and 12 RBI at Mesa (R).

2000: Began his professional career with the Cubs' Dominican (Rookie) club, where he batted .314 in 41 games.

#45 SEAN MARSHALL – LHP

FULL NAME: Sean Christopher Marshall

BATS: Left THROWS: Left HEIGHT: 6-7 WEIGHT: 205 MLS: None

OPENING DAY AGE: 23, turns 24 on August 30

BORN: 8/30/82 in Richmond, VA RESIDES: Chesterfield, VA

CONTRACT STATUS: Signed through 2006

FAMILY: Single

HOW ACQUIRED: Selected in 6th round of 2003 draft



Marshall's Statistics and Career Transactions

YEAR	TEAM	W-L	ERA	G	GS	CG	SHO	SV	IP	H	R	ER	HR	HB	BB	SO	WP	BK
2003	Boise-A	5-6	2.57	14	14	0	0	0	73.2	66	31	21	1	5	23	88	8	0
	Lansing-A	1-0	0.00	1	1	0	0	0	7.0	5	1	0	0	0	0	11	0	0
2004	Lansing-A	2-0	1.11	7	7	1	1	0	48.2	29	7	6	1	0	4	51	4	0
	West Tenn-AA	2-2	5.90	6	6	0	0	0	29.0	36	20	19	2	2	12	23	3	0
2005	Daytona-A	4-4	2.74	12	12	1	0	0	69.0	63	24	21	7	1	26	61	7	1
	West Tenn-AA	0-1	2.52	4	4	0	0	0	25.0	16	7	7	1	1	5	24	2	1
MINOR LEAGUE TOTALS		14-13	2.64	44	44	2	1	0	252.1	215	90	74	12	9	70	258	24	2

2003 – Selected by Cubs in 6th round of draft (scout: Billy Swoope)

Marshall: Facts and Information

Sean has spent his entire three-year minor league career with the Cubs, going 14-13 with a 2.64 ERA in 44 starts.

- Ⓢ was added to the Cubs' 40-man roster in November 2005.
- Ⓢ graduated from Manchester High School in Midlothian, VA, in 2000.
- Ⓢ was selected in the sixth round of the 2003 June draft out of Virginia Commonwealth University.
- Ⓢ his twin brother, Brian, was selected by the Red Sox in the 5th round of the 2003 draft.

Marshall's 2005 Season

Sean spent the majority of the season at Daytona (A), where he went 4-4 with a 2.74 ERA in 12 starts ... also made four starts for West Tenn (AA), going 0-1 with a 2.52 ERA.

- Ⓢ won back-to-back starts for Daytona April 27-May 2, as he allowed 3 runs over 12.0 innings and struck out 11 batters.
- Ⓢ the left-hander held opponents to a .246 average in the Florida State League ... allowed more than 2 earned runs in just four of his starts and was unscored upon in five outings.
- Ⓢ lasted 6.0 or more innings in three of his four starts for West Tenn (AA) – and worked a season-high 8.0 innings on July 9 against Carolina.
- Ⓢ threw his second career complete game, allowing 2 runs on 5 hits over 7.0 innings on June 4 against Brevard County.
- Ⓢ was named the sixth-best prospect in the Cubs' organization by *Baseball America* following the season.

Marshall's Career Review

2004: Sean combined to go 4-2 with a 2.90 ERA in 13 starts for Lansing (A) and West Tenn (AA).

- Ⓢ started the season at Lansing and went 2-0 with a 1.11 ERA.
 - ◆ struck out 51 batters in 48.2 innings and held the opponents to a .172 average,
 - ◆ threw his first career complete-game shutout on May 11 in his final start for the Lugnuts ... allowed 2 hits over 9.0 innings while striking out 9 batters.
- Ⓢ after the season, he was selected by *Baseball America* as the seventh-best prospect in the Cubs minor league system.

2003: Spent the majority of his first professional season at Boise (A), going 5-6 with a 2.57 ERA in 14 Northwest League starts ... made one start for Lansing (A) and allowed 1 unearned run over 7.0 innings while striking out 11 batters.

- Ⓢ selected by *Baseball America* as the sixth-best prospect in the Northwest League.
- Ⓢ allowed 10 runs (8 earned) in a 1.2 inning-start on August 11 ... in his remaining 13 starts, he allowed 13 earned runs over 72.0 innings (1.63 ERA).
- Ⓢ struck out 88 batters in 73.2 innings.
- Ⓢ ranked third in the Northwest League in strikeouts, third in strikeouts per 9.0 innings pitched for a starter (10.75) and sixth in ERA.

#64 CASEY MCGEEHEE — IF

FULL NAME: Casey Michael McGehee (McGee)
 BATS: Right THROWS: Right HEIGHT: 6-1 WEIGHT: 195 MLS: None
 OPENING DAY AGE: 23, turns 24 on October 12
 BORN: 10/12/82 in Santa Cruz, CA RESIDES: Santa Cruz, CA
 CONTRACT STATUS: Signed through 2006
 FAMILY: Single **NON-ROSTER INVITEE**
 HOW ACQUIRED: Selected in 10th round of 2003 draft



McGehee's Statistics and Career Transactions

YEAR TEAM	AVG	G	AB	R	H	2B	3B	HR	RBI	SH	SF	HP	BB	SO	SB	CS	E
2003 – Lansing-A	.272	64	243	24	66	18	1	3	23	0	3	2	10	46	2	3	10
2004 – Daytona-AA	.261	119	449	56	117	30	0	10	66	4	4	1	33	69	2	1	9
2005 – West Tenn-AA	.297	124	455	67	135	31	1	8	72	0	6	1	43	64	2	2	13
MINOR LEAGUE TOTALS	.277	307	1147	147	318	79	2	21	161	4	13	4	86	179	6	6	32

SLG: 2005 – .422

OBP: 2005 – .354

2003 – Selected by Cubs in 10th round of draft (scout: Steve Hinton)

McGehee: Facts and Information

Casey went to the Cubs' major league spring camp as a non-roster invitee ... he was selected by the Cubs in the 10th round of the 2003 draft and has spent three seasons playing within the Cubs' minor league system.

- Ⓢ attended Fresno State University ... was a three-time all-Western Athletic Conference selection and earned freshman all-America honors in 2001.
- Ⓢ graduated from Soquel (CA) High School in 2000.

McGehee's 2005 Season

Casey spent the entire season at West Tenn (AA), where he batted .297 in a career-high 124 games for the Diamond Jaxx.

- Ⓢ clubbed 31 doubles and 8 home runs on the year — and ranked first on the club with 72 RBI.
- Ⓢ batted .312 in 64 home games, going 67-for-215 with 17 doubles, 5 homers and 44 RBI.
- Ⓢ recorded 38 multi-hit games, including four 4-hit games and one 5-hit contest.
 - ◆ went 5-for-6 July 4 at Tennessee with 2 doubles and 4 RBI ... the five hits on the day were a career high.
- Ⓢ drove in a season-high 6 runs on August 29 against Charlotte, going 2-for-3 with a home run.
- Ⓢ led all third basemen in the Southern league with a .953 fielding percentage.
- Ⓢ named to the Southern League Midseason All-Star team — went 1-for-5 with a homer and 3 RBI in the contest.

McGehee's Career Review

2004: Batted .261 in 119 games for Daytona (A) with 30 doubles, 10 homers and 66 RBI.

- Ⓢ was named to the Florida State League all-star team.
- Ⓢ had 29 multi-hit games and 17 multi-RBI affairs.
- Ⓢ had a 10-game hitting streak July 5-15, batting .333 (12-36) with 4 doubles, 3 home runs and 10 RBI over the stretch.
- Ⓢ was 2-for-3 with a home run, 4 RBI and 3 runs scored on July 24 against Brevard County.

2003: Casey appeared in 64 games for Lansing (A) after being selected by the Cubs in the draft — batted .272 with 18 doubles and 23 RBI.

- Ⓢ posted a career-high 13-game hitting streak July 12-28 ... went 17-for-47 (.362) with 4 doubles and 7 RBI.
- Ⓢ had at least one hit in 50 of his 64 games played.

#52 WADE MILLER — RHP

FULL NAME: Wade Thomas Miller

BATS: Right THROWS: Right HEIGHT: 6-2 WEIGHT: 210 MLS: 5+127

OPENING DAY AGE: 29, turns 30 on September 13

BORN: 9/13/76 in Reading, PA RESIDES: Wyomissing, PA

CONTRACT STATUS: Signed through 2006

FAMILY: Married — Amy ... Children — Hunter Noel and Haven Mae

HOW ACQUIRED: Signed as a free agent 1/23/06



Miller's Career Transactions

- 1996 — Selected by Houston in 20th round of June draft
- 1998 — On disabled list 6/1-9/14 ... tendinitis, middle finger, right hand
- 2000 — On disabled list 5/16-5/25
- 2002 — On disabled list 4/13-5/29 ... pinched nerve, neck ... included injury rehabilitation assignment to New Orleans (5/17-5/24)
- 2004 — On disabled list 6/26-10/28 ... right shoulder tendinitis
- 2004 — Elected free agency 12/21 ... signed by Boston 2/23/05
- 2005 — On disabled list 3/25-5/8 ... right shoulder strain ... included injury rehabilitation assignments to Greenville (4/13-4/18), Wilmington (4/18-4/28) and Pawtucket (4/28-5/8)
- 2005 — On disabled list 8/9-11/16 ... right shoulder soreness ... included injury rehabilitation assignment to Portland (9/11-9/27)
- 2005 — Elected free agency 12/21 ... signed by Cubs 1/23/06

Miller's Statistics

YEAR	TEAM	W-L	ERA	G	GS	CG	SHO	SV	IP	H	R	ER	HR	HB	BB	SO	WP	BK
1996	Astros-R	3-4	3.79	11	10	0	0	0	57.0	49	26	24	1	4	12	53	5	0
	Auburn-A	1-1	5.00	2	2	0	0	0	9.0	8	9	5	0	0	4	11	0	1
1997	Quad City-A	5-3	3.36	10	8	2	0	0	59.0	45	27	22	7	0	10	50	4	0
	Kissimmee-A	10-2	1.80	14	14	4	1	0	100.0	79	28	20	3	4	14	76	4	1
1998	Jackson-AA	5-0	2.32	10	10	0	0	0	62.0	49	23	16	7	4	27	48	3	1
1999	New Orleans-AAA	11-9	4.38	26	26	2	0	0	162.1	156	85	79	16	4	64	135	10	1
	Houston	0-1	9.58	5	1	0	0	0	10.1	17	11	11	4	0	5	8	0	0
2000	New Orleans-AAA	4-5	3.67	16	15	0	0	0	105.1	95	46	43	6	3	38	81	0	1
	Houston	6-6	5.14	16	16	2	0	0	105.0	104	66	60	14	3	42	89	1	0
2001	Houston	16-8	3.40	32	32	1	0	0	212.0	183	91	80	31	4	76	183	8	0
2002	Houston	15-4	3.28	26	26	1	1	0	164.2	151	63	60	14	6	62	144	4	0
	New Orleans-AAA#	0-0	2.25	2	2	0	0	0	8.0	10	4	2	0	1	1	9	0	0
2003	Houston	14-13	4.13	33	33	1	0	0	187.1	168	96	86	17	10	77	161	4	0
2004	Houston	7-7	3.35	15	15	0	0	0	88.2	76	35	33	11	0	44	74	1	0
2005	Greenville-A#	0-0	3.86	1	1	0	0	0	4.2	4	2	2	1	0	1	4	2	0
	Wilmington-A#	0-0	1.80	1	1	0	0	0	5.0	6	1	1	1	0	0	6	0	0
	Pawtucket-AAA#	0-0	2.53	2	2	0	0	0	10.2	10	4	3	1	0	6	10	0	0
	Boston	4-4	4.95	16	16	0	0	0	91.0	96	53	50	8	3	47	64	6	0
NL TOTALS		58-39	3.87	127	123	5	1	0	768.0	699	362	330	91	23	306	659	18	0
AL TOTALS		4-4	4.95	16	16	0	0	0	91.0	96	53	50	8	3	47	64	6	0
MAJOR LEAGUE TOTALS		62-43	3.98	143	139	5	1	0	859.0	795	415	380	99	26	353	723	24	0

#Injury Rehabilitation Assignment

LAST MAJOR LEAGUE COMPLETE GAME: 5/30/03 @ CUBS (W, 9-1) ... LAST SHUTOUT: 9/15/02 vs. StL (8-0)

	AVG	AB	R	H	2B	3B	HR	RBI	SH	SF	HP	BB	SO	SB	CS	PCT	G	PO	A	E	TC	DP
2005	.667	3	0	2	0	0	0	0	0	0	0	0	1	0	0	.947	16	8	10	1	19	0
ML TOTALS	.172	262	20	45	9	0	0	17	30	1	0	4	81	0	0	.969	143	75	110	6	191	11

LAST HIT: 6/11/05 @ CUBS (single off Carlos Zambrano) ... number of at-bats since then - 1

MOST HITS: 3, 5/30/01 @ San Diego

MOST RBI: 4, 9/12/03 vs. St. Louis

DIVISION SERIES STATISTICS

YEAR	TEAM/OPP	W-L	ERA	G	GS	CG	SHO	SV	IP	H	R	ER	HR	HB	BB	SO	WP	BK
2001	Hou vs. Atl	0-0	2.57	1	1	0	0	0	7.0	7	2	2	1	0	0	6	0	0

Miller: Facts and Information

Wade is in his first season with the Cubs ... he signed with the club in January 2006.

- Ⓢ enters the 2006 season with a 59.0-percent winning percentage (62-43) and a 3.98 career ERA.
- Ⓢ matched a Houston club record with a 12-game winning streak July 7-September 21, 2002 - and tied Anaheim's Jarrod Washburn for the longest streak in the majors that year.
- Ⓢ has given up 2 or fewer earned runs in 69 of his starts and 3 or fewer earned runs in 98 of his big league starts.
- Ⓢ was named National League Pitcher of the Month in April 2002.
- Ⓢ was selected by the Astros in the 20th round of the 1996 draft out of Alvernia College (PA).
- Ⓢ has seen major league action with the Houston Astros (1999-2004) and Boston (2005).

IF YOU START ME UP

- In his 139 big league starts, Wade Miller has:*
- Ⓢ worked at least 6.0 innings 96 times ... at least 7.0 innings 60 times ... at least 8.0 innings 14 times ... and has 5 complete games.
 - Ⓢ issued 2 or fewer walks 68 times - including 11 no-walk outings ... his career-high walk total is 7, 4/14/04.

Miller's 2005 Season

2005: Wade spent much of the season on the disabled list with right-shoulder problems ... underwent right shoulder surgery following the season.

- Ⓢ was 4-4 with a 4.95 ERA in 16 games.
- Ⓢ was on the DL March 25-May 8 and August 9-end of the season.
- Ⓢ made four minor league rehabilitation starts before being activated in May, recording a 2.66 ERA.
- Ⓢ made his Red Sox debut May 8 against Seattle, but did not figure in the decision.
- Ⓢ earned his first win in the junior circuit - and his first since June 20, 2004 - leading the Red Sox to a 4-3 victory over Atlanta on May 20.
 - ◆ surrendered 1 run on 3 hits and 2 walks as he struck out 5.
- Ⓢ recorded his ninth career multi-hit game on June 11 at Wrigley Field, going 2-for-3.
 - ◆ was the first Red Sox pitcher to have 2 or more hits in a game since Sonny Siebert in September 1972.

Miller's Career Review

2004: Wade went 7-7 with a 3.35 ERA — but missed the second half of the season with right shoulder tendinitis.

- ⊙ held opponents to a .228 average.
- ⊙ worked 6.0 or more innings in 9 of his 15 starts.
- ⊙ gave up just 2 hits in an 11-1 defeat of St. Louis on April 14 ... pitched 7.0 frames and struck out 4 batters.
- ⊙ combined on a 3-0 shutout of Seattle on June 9, allowing 5 hits over 6.0 innings.

2003: Posted his third consecutive double-digit winning season, going 14-13 in 33 starts.

- ⊙ worked 6.0 or more innings in 21 starts.
- ⊙ limited opponents to a .242 average — including a .227 mark by right-handed batters.
- ⊙ threw his fifth career complete game on May 30 at Wrigley Field, throwing a 2-hitter in a 9-1 defeat of the Cubs.
 - ◆ the 2-hitter was a career-best ... also fanned a career-high 14 batters in the contest.
- ⊙ had his greatest success of the year in August, as he went 4-1 with a 1.69 ERA in his five starts.
 - ◆ struck out 32 batters in 32.0 innings on the mound and held the opponents to a .207 average — as he gave up just 24 hits.
- ⊙ earned his 50th career win September 12 against St. Louis, allowing 2 runs in 6.0 innings.
 - ◆ also notched a pair of doubles and drove in a career-high 4 runs in the 14-5 win.
- ⊙ threw a 6-0 combined shutout on September 18 at Coors Field ... worked 6.1 innings, allowing 2 hits and fanning 7 batters.

2002: Recorded the best winning percentage of his career (.789), going 15-4 with a 3.28 ERA.

- ⊙ won a career-high 12 straight games from July 7-September 21.
 - ◆ had a 1.93 ERA (22 ER/102.1 IP) over the 15-game span.
 - ◆ struck out 97 batters and issued walks while limiting the opponents to a .213 average.
 - ◆ the streak tied a franchise mark and tied Anaheim's Jarrod Washburn for the longest streak in the majors in 2002.
- ⊙ worked 6.0 or more innings in 18 of his starts and had a 1.99 ERA in those contests.
- ⊙ missed eight starts due to a pinched nerve in his neck, as he was on the disabled list April 13-May 29.
- ⊙ fanned a season-high 10 batters on September 10 in an 11-4 defeat of Colorado.
- ⊙ participated in three combined shutouts, throwing 7.0 scoreless innings on June 15 against Texas, 5.0 scoreless innings July 28 against Pittsburgh and 8.0 scoreless innings September 21 at St. Louis.
- ⊙ had a 1.42 ERA in the month of September, going 3-1 with 36 strikeouts in 38.0 innings.
- ⊙ hurled his first career complete-game shutout on September 15 against St. Louis.
 - ◆ gave up just 3 hits in the game and struck out 9 batters.

2001: Won a career-high 16 games in his first full season in the majors — and was named Astros pitcher of the year by Houston's Baseball Writers Association of America chapter.

- ⊙ recorded a 3.40 ERA in his 32 starts, fanning 183 batters in 212.0 innings.
 - ◆ also set career marks in innings and strike outs.
- ⊙ worked 6.0 or more innings in 28 of his starts.
- ⊙ held opponents to a .234 average — including a .172-mark in the month of April.
- ⊙ was named the National League Pitcher of the Month in April, going 4-1 with a 2.15 ERA in his five starts.
- ⊙ took part in a pair of combined shutouts.
 - ◆ allowed 5 hits in a 6-0 defeat of Arizona on June 25.
 - ◆ on September 2, he allowed 6 hits over 8.0 innings in a 1-0 win in Milwaukee.
- ⊙ had five double-digit strikeout games in the campaign — and issued a season-high 13 strikeouts in April 22 in a 4-3 defeat of St. Louis.
 - ◆ recorded his first double-digit strikeout game in the majors, fanning 11 batters in his first start of the season.
- ⊙ won four straight games June 20-July 6, recording a 2.03 ERA over the stretch.
- ⊙ made his first career postseason start, giving up 2 runs over 7.0 innings in a Division Series contest against Atlanta.

2000: Opened the year at New Orleans (AAA), but spent the second half of the season with Houston.

- ⊙ was promoted to the big league club after posting a 3.67 ERA in 16 games (15 starts).
- ⊙ was recalled on July 7 and spent the rest of the season in the Astros' starting rotation.
- ⊙ earned the first win of his big league career on July 22, working 8.0 innings in a 10-5 defeat of St. Louis.
 - ◆ struck out 9 batters in the game.
- ⊙ worked 6.0 or more innings in 11 of his 16 starts.
- ⊙ took a no-hitter into the seventh inning August 18 at Milwaukee ... Geoff Jenkins homered to lead off the frame, spoiling the effort.
- ⊙ hurled his first career complete game August 29 at New York (NL), allowing 5 hits and 1 walk while striking out 7 in an 11-1 victory.
- ⊙ tied a season-high when he fanned 9 batters in a 6.0-inning stint August 12.
- ⊙ also had a complete game on September 13, suffering a 3-2 loss to San Francisco.
 - ◆ became the first Astros rookie to hurl two complete games since Donne Wall in 1996.
- ⊙ notched his first career hit July 22, hitting an infield single off St. Louis' Pat Hentgen in the first inning.

1999: Made his Major League debut in his fourth professional season, pitching in five games for Houston (one start).

- ⊙ was recalled July 6 and made his debut the next day as the starting pitcher in a 13-7 loss at Arizona.

- © also had a stint in the big leagues from September 6-end of the season, making the only four relief appearances of his career.
- © spent the majority of the season in New Orleans (AAA), where he was 11-9 with a 4.38 ERA in 26 starts.
- © ranked fifth in the league in wins and ninth in the league in ERA.

1998: Saw action at Double-A for the first time in his career, going 5-0 with a 2.32 ERA in 10 starts for Jackson.

1997: Split the year between Quad City (A) and Kissimmee (A), going 15-5 with a 2.38 ERA.

- © struck out 126 batters in 159.0 innings, issued just 24 walks and held opponents to a .209 average.
- © went 10-2 with a 1.80 ERA in 14 starts for Kissimmee.

1996: Went 4-5 with a combined 3.95 ERA in his first 13 professional games.

- © saw action with the Astros Gulf Coast Rookie affiliate and with the Auburn (A) of the New York Penn League.

Miller's 2005 and Career Statistical Breakdowns

W-L-S	ERA	G	CG	IP	ER	2005/CAREER	W-L-S	ERA	G	CG	IP	ER	CAREER BY PARK	W-L-S	ERA	G	CG	IP	ER
4-4-0	4.95	16	0	91.0	50	TOTALS	62-43-0	3.98	143	5	859.0	380	AZ: Chase Field	1-2-0	5.32	4	0	22.0	13
0-0-0	0.00	0	0	0.0	0	Arizona	1-3-0	6.00	5	0	27.0	18	ATL: Turner Field	0-2-0	13.50	2	0	6.0	9
1-0-0	1.42	1	0	6.1	1	Atlanta	2-3-0	5.58	6	0	30.2	19	BAL: Camden Yards	0-1-0	6.00	1	0	6.0	4
1-1-0	3.46	2	0	13.0	5	Baltimore	2-1-0	3.60	3	0	20.0	8	BOS: Fenway Park	3-1-0	4.63	10	0	58.1	30
0-0-0	0.00	0	0	0.0	0	Boston	0-0-0	3.00	1	0	6.0	2	CH: WRIGLEY FIELD	4-1-0	3.07	6	1	41.0	14
1-0-0	0.00	1	0	7.0	0	Chicago (AL)	1-0-0	0.00	1	0	7.0	0	CIN: Cinergy Field	1-0-0	4.26	4	0	25.1	12
0-1-0	6.43	1	0	7.0	5	Chicago (NL)	5-3-0	4.18	11	1	71.0	33	CIN: Great American	2-1-0	4.41	3	0	16.1	8
0-0-0	0.00	0	0	0.0	0	Cincinnati	7-2-0	4.05	14	0	86.2	39	CLE: Jacobs Field	0-1-0	6.75	2	0	12.0	9
0-0-0	5.06	2	0	10.2	6	Cleveland	0-1-0	7.13	3	0	17.2	14	COL: Coors Field	1-2-0	4.19	3	0	19.1	9
0-0-0	0.00	0	0	0.0	0	Colorado	3-2-0	4.42	6	0	36.2	18	CWS: U.S. Cellular Field	1-0-0	0.00	0	0	7.0	0
0-0-0	0.00	0	0	0.0	0	Florida	2-1-0	3.38	4	0	24.0	9	FLA: Dolphins Stadium	1-0-0	3.97	2	0	11.1	5
1-0-0	7.50	1	0	6.0	5	Kansas City	2-1-0	5.79	3	0	18.2	12	HOU: Astrodome	0-0-0	0.00	1	0	1.0	0
0-0-0	4.26	1	0	6.1	3	Los Angeles (AL)	1-0-0	2.03	2	0	13.1	3	HOU: Minute Maid Park	30-15-0	3.97	58	2	362.1	160
0-0-0	0.00	0	0	0.0	0	Los Angeles (NL)	3-1-0	2.67	4	0	27.0	8	KC: Kauffman Stadium	1-0-0	4.76	1	0	5.2	3
0-0-0	0.00	0	0	0.0	0	Milwaukee	11-1-0	2.55	15	1	98.2	28	LAD: Dodger Stadium	1-1-0	3.29	2	0	13.2	5
0-0-0	0.00	0	0	0.0	0	New York (AL)	0-1-0	6.43	1	0	7.0	5	ML: County Stadium	0-0-0	9.00	1	0	2.0	2
0-0-0	0.00	0	0	0.0	0	New York (NL)	2-1-0	3.86	4	1	23.1	10	ML: Miller Park	6-0-0	1.08	7	1	50.0	6
0-0-0	0.00	0	0	0.0	0	Philadelphia	0-3-0	4.22	6	0	21.1	10	MON: Olympic Stadium	2-0-0	3.60	2	0	15.0	6
0-0-0	6.00	1	0	6.0	4	Pittsburgh	6-4-0	2.99	11	0	69.1	23	NY: Shea Stadium	1-1-0	4.50	2	1	12.0	6
0-0-0	0.00	0	0	0.0	0	St. Louis	8-6-0	3.74	19	1	120.1	50	NY: Yankee Stadium	0-1-0	6.43	1	0	7.0	5
0-0-0	0.00	0	0	0.0	0	San Diego	1-2-0	5.79	4	0	23.1	15	PIT: PNC Park	1-4-0	5.50	5	0	30.0	15
0-0-0	0.00	0	0	0.0	0	San Francisco	0-4-0	5.10	5	1	30.0	17	PHI: Veterans Stadium	0-3-0	4.40	4	0	14.1	7
0-0-0	4.22	2	0	10.2	5	Seattle	1-0-0	2.70	3	0	16.2	5	PIT: PNC Park	0-0-0	9.00	2	0	1.0	1
0-1-0	4.76	1	0	5.2	3	Tampa Bay	0-1-0	4.76	1	0	5.2	3	SD: Qualcomm Stadium	1-1-0	3.63	3	0	17.1	7
0-0-0	5.23	2	0	10.1	6	Texas	2-1-0	4.02	7	0	40.1	18	SF: AT&T Park	0-2-0	4.66	3	0	19.1	10
0-1-0	31.50	1	0	2.0	7	Toronto	0-1-0	31.50	1	0	2.0	7	STL: Busch Stadium	3-2-0	3.47	8	0	46.2	18
0-0-0	0.00	0	0	0.0	0	Washington	2-0-0	3.52	3	0	15.1	6	SEA: Safeco Field	1-0-0	2.31	2	0	11.2	3
0-0-0	0.00	0	0	0.0	0	March/April	0-0-0	3.38	3	0	2.2	1	TOR: Ameriquest Field	1-1-0	2.59	4	0	24.1	7
2-1-0	4.85	5	0	26.0	14	May	1-1-0	7.71	3	0	2.1	2	TOR: Rogers Centre	0-1-0	31.50	1	0	2.0	7
0-1-0	5.40	5	0	30.0	18	June	1-0-0	1.50	4	0	6.0	1							
1-2-0	3.28	4	0	24.2	9	July	1-3-0	3.94	16	0	16.0	7							
1-0-0	7.84	2	0	10.1	9	August	1-1-0	5.56	19	0	22.2	14							
0-0-0	0.00	0	0	0.0	0	Sept./Oct.	1-1-0	5.63	20	0	16.0	10							
3-1-0	4.82	9	0	52.1	28	Home	33-16-0	4.07	68	2	415.2	188							
1-3-0	5.12	7	0	38.2	22	Road	29-27-0	3.90	75	3	443.1	192							
0-2-0	5.59	3	0	19.1	12	Day	22-13-0	3.07	47	2	293.0	100							
4-2-0	4.77	13	0	71.2	38	Night	40-30-0	4.45	96	3	566.0	280							
4-3-0	4.35	15	0	89.0	43	Grass	60-39-0	3.92	134	5	818.2	357							
0-1-0	31.50	1	0	2.0	7	Turf	2-4-0	5.13	9	0	40.1	23							
2-3-0	5.03	12	0	68.0	38	Pre-ASG	30-27-0	4.45	78	2	465.0	230							
2-1-0	4.70	4	0	23.0	12	Post-ASG	32-16-0	3.43	65	3	394.0	150							
4-4-0	4.95	16	0	91.0	50	Starter	62-43-0	3.97	139	5	851.2	376							
0-0-0	0.00	0	0	0.0	0	Reliever	0-0-0	4.91	4	0	7.1	4							

LEFTY/RIGHTY SPLITS

Vs. Left-handed Batters:
2005 - .255 (50-196), 3 HR
ML Career - .248 (369-1488), 50 HR

Vs. Right-handed Batters:
2005 - .282 (46-163), 5 HR
ML Career - .245 (426-1738), 49 HR

WADE MILLER'S CAREER HIGHS AND LOWS

LOW-HIT COMPLETE GAME: 2-hitter, 5/30/03 @ CUBS ...
also has a pair of 3-hitters
MOST STRIKEOUTS: 14, 5/30/03 @ CUBS ... has six other
double-digit strikeout games
MOST HITS ALLOWED: 12, 8/23/00 vs. CUBS

MOST RUNS ALLOWED: 12, 8/23/00 vs. CUBS
MOST HOMERS ALLOWED: 3 (five times), most recently
7/6/03 @ Pittsburgh
LONGEST WINNING STREAK: 12 games, 7/17/02-9/21/02
LONGEST LOSING STREAK: 4 games, 9/27/02-4/30/03

#57 SCOTT MOORE — IF



FULL NAME: Scott Alan Moore

BATS: Left THROWS: Right HEIGHT: 6-2 WEIGHT: 180 MLS: 0

OPENING DAY AGE: 22, turns 23 on November 17

BORN: 11/17/83 in Long Beach, CA RESIDES: Long Beach, CA

CONTRACT STATUS: Signed through 2006

FAMILY: Single

HOW ACQUIRED BY CUBS: Acquired from Detroit 2/9/05 as part of a four-player deal

Moore's Statistics and Career Transactions

YEAR TEAM	AVG	G	AB	R	H	2B	3B	HR	RBI	SH	SF	HP	BB	SO	SB	CS	E
2002 — Tigers-R	.293	40	133	18	39	6	2	4	25	0	3	3	10	31	1	2	15
2003 — West Michigan-A	.239	107	372	40	89	16	6	6	45	0	1	7	41	110	2	4	28
2004 — Lakeland-A	.223	118	391	52	87	13	4	14	56	0	3	10	49	125	2	4	28
2005 — Daytona-A	.281	128	466	77	131	31	2	20	82	0	9	6	55	134	22	7	30
MINOR LEAGUE TOTALS	.254	393	1362	187	346	66	14	44	208	0	16	26	155	400	27	17	101

SLG: 2005 — .485

OBP: 2005 — .358

2002 — Selected by Detroit in 1st round of 2002 draft (8th overall)

2005 — Traded to Cubs 2/9 as part of a four-player deal

Moore: Facts and Information

Scott was acquired from the Detroit Tigers prior to the 2005 season as part of the four-player deal that sent Kyle Farnsworth to Detroit ... was added to the Cubs 40-man roster in November 2005.

- © the third baseman has batted .254 in 393 career minor league games with 44 home runs and 208 RBI.
- © participated in the 2005 Major League Future's Game as part of the U.S. squad.
- © was the eighth player overall selected in the 2002 June draft.
- © graduated from Cypress High School (CA) in 2002.

Moore's 2005 Season

Scott hit .281 for Daytona (A) — and set career highs in doubles (31), home runs (20), RBI (82) and steals (22) in his first season in the Cubs organization.

- © was among Florida State League leaders in doubles (second) and extra-base hits (third, 53).
- © went 2-for-4 with 2 home runs and 4 RBI April 14 against Vero Beach ... also drove in a season-high 5 runs August 6 against Jupiter as he went 4-for-6 with a home run.
- © collected Florida State League midseason all-star honors.

Moore's Career Review

2004: Scott spent his final season in the Tigers organization, batting .223 with 14 home runs and 56 RBI for Lakeland (A).

- © belted a pair of home runs June 3 against Clearwater, going 2-for-3 with 4 RBI.
- © batted .289 with 8 extra-base hits and 11 RBI in 22 games in June.
- © drove in 5 runs May 3 against Daytona.

2003: Batted .239 with 45 RBI at West Michigan (A) ... saw his first action at third base after being drafted in 2002 as a shortstop.

- © drove in a career-high 6 RBI July 2 against Lansing as he went 3-for-4 with a home run.
- © hit safely in a season-high 8 games from July 20-27, going 10-for-32 (.313) over the stretch.

2002: Batted a career-high .293 in his first professional season ... also had 12 extra-base hits and 25 RBI in 40 games for the Tigers Rookie level club in the Gulf Coast League.

- © began his professional career by hitting safely in 10 of his first 12 games, going 13-for-42 (.310) with 9 RBI over the stretch.

#19 MATT MURTON — OF



FULL NAME: Matthew Henry Murton
 BATS: Right THROWS: Right HEIGHT: 6-1 WEIGHT: 220 MLS: 0+87
 OPENING DAY AGE: 24, turns 25 on October 3
 BORN: 10/3/81 in Ft. Lauderdale, FL RESIDES: Kissimmee, FL
 CONTRACT STATUS: Signed through 2006
 FAMILY: Single
 HOW ACQUIRED: Traded from Boston 7/31/04 as part of a four-team, six-player deal

Murton's Statistics and Career Transactions

YEAR TEAM	AVG	G	AB	R	H	2B	3B	HR	RBI	SH	SF	HP	BB	SO	SB	CS	E
2003 — Lowell-A	.286	53	189	30	54	11	2	2	29	0	7	4	27	39	9	3	2
2004 — Sarasota-A	.301	102	376	60	113	16	4	11	55	0	4	3	42	61	5	4	2
Daytona-A	.253	24	79	13	20	1	1	2	8	0	1	1	8	10	2	0	0
2005 — West Tenn-AA	.342	78	313	46	107	17	4	8	46	3	1	4	29	42	18	5	4
Iowa-AAA	.353	9	34	4	12	2	0	1	3	0	0	0	4	8	0	0	1
CUBS	.321	51	140	19	45	3	2	7	14	2	2	0	16	22	2	1	2
ML/CUBS TOTALS	.321	51	140	19	45	3	2	7	14	2	2	0	16	22	2	1	2
MINOR LEAGUE TOTALS	.309	266	991	153	306	47	11	24	141	3	13	16	110	160	34	12	9

SLG: 2005 Cubs — .521 ... 2005 Iowa — .500 ... 2005 West Tenn — .498
 OBP: 2005 Cubs — .386 ... 2005 Iowa — .421 ... 2005 West Tenn — .403

2005/CAREER	PCT	G	PO	A	E	TC	DP
Left Field	.969	43	62	1	2	65	1

2003 — Selected by Boston in 1st round (32nd player chosen) of draft (scout: Rob English)
 2004 — Traded to Cubs 7/31 with IF Nomar Garciaparra for P Francis Beltran, IF Brendan Harris, IF Alex Gonzalez and IF Doug Mientkiewicz

Murton: Facts and Information

Matt was acquired from Boston as part of a four-team trade at the 2004 trading deadline ... he and infielder Nomar Garciaparra were traded to Chicago in exchange for infielders Doug Mientkiewicz, Alex Gonzalez, Brendan Harris and pitcher Francis Beltran.

- © following the 2005 season, was ranked the 12th best prospect in the Southern League by *Baseball America*.
- © named by *Baseball America* after the 2004 season as being the best hitter for average and having the best strike-zone in the Cubs organization.
- © attended Georgia Tech University — earned Freshman All-America honors from *Baseball America* and *Collegiate Baseball* in 2001.

Murton's 2005 Season

Matt saw his first major league action in just his third professional campaign — batted .321 in two stints with the club (July 8-August 19 and August 30-end of the season).

- © made his major league debut July 8 in Florida, starting the game in left field and going 2-for-2 with a double and an RBI ... recorded his first major league hit in the contest, a single off Dontrelle Willis.
- © hit his first major league home run August 15 at Houston, a solo shot off Wandy Rodriguez.
 - ◆ homered in back-to-back games September 11-12 against San Francisco and Cincinnati — also did so September 18 and 20 against St. Louis and Milwaukee.
- © notched 10 multi-hit games for the Cubs — including a pair of 3-hit affairs and one 4-hit contest.
- © started the year at West Tenn (AA) where he batted .342 in 78 games for the Diamond Jaxx ... had 36 multi-hit games, including two 4-hit contests.
 - ◆ opened the season with a 15-game hitting streak, batting .492 (30-61) from April 8-April 23 with 5 doubles, 3 homers and 16 RBI over the stretch.
- © batted .353 in nine games for Iowa (AAA) ... reached base safely in all nine games played for the I-Cubs.
- © ranked ninth among all minor leaguers with a .343 combined batting average.
- © returned to the baseball field in the fall, playing for the Mesa Solar Sox in the Arizona Fall League ... batted .337 in 24 games with 14 RBI.

Murton's Career Review

2004: Matt was a midseason and postseason Florida State League all-star at Sarasota (A), batting .301 in 102 games with 55 RBI.

- © began the season by going 3-for-4 April 8 at Ft. Myers with 2 homers, driving in 5 runs.
- © hit safely in 12 straight games July 13-26, going 25-for-49 (.510) with 7 RBI.
- © won the Home Run Derby at the Florida State League All-Star game on June 12.
- © was traded to the Cubs on July 31 ... batted .253 in 24 games for Daytona (A).

2003: Batted .286 in his first pro season for Lowell (A).

- © reached base safely in 12 straight games July 21 to August 3, batting .372 (16-43) over the stretch ... five of those contests were multi-hit affairs.
- © participated in the Fall Instructional League following the season.

2005 STATISTICAL BREAKDOWNS

	AVG	AB	H	HR	RBI
TOTALS	.321	140	45	7	14
Arizona	.286	7	2	0	0
Cincinnati	.357	28	10	1	3
Florida	.500	4	2	0	1
Houston	.267	30	8	2	3
Los Angeles	.250	4	1	0	0
Milwaukee	.333	12	4	1	1
New York (NL)	.000	2	0	0	0
Philadelphia	.000	1	0	0	0
Pittsburgh	.286	21	6	1	2
St. Louis	.238	21	5	1	2
San Francisco	.700	10	7	1	2
July	.441	34	15	0	2
August	.192	26	5	1	2
Sept./Oct.	.313	80	25	6	10
Home	.289	76	22	2	6
Road	.359	64	23	5	8
Day	.258	66	17	3	6
Night	.378	74	28	4	8
Grass	.321	140	45	7	14
Pre-ASG	.500	4	2	0	1
Post-ASG	.316	136	43	7	13
vs. LHP	.380	71	27	3	8
vs. RHP	.261	69	18	4	6
Runners in Scoring Position	.188	32	6	0	7
Bases Loaded	.000	3	0	0	1
Pinch Hitting	.200	10	2	0	1
CHI: WRIGLEY FIELD	.289	76	22	2	6
CIN: Great American	.714	7	5	0	0
FLA: Dolphins Stadium	.500	4	2	0	1
HOU: Minute Maid Park	.304	23	7	2	3
MIL: Miller Park	.333	12	4	1	1
NY: Shea Stadium	.000	2	0	0	0
PHI: Citizens Bank Park	.000	1	0	0	0
PIT: PNC Park	.333	6	2	1	1
SF: SBC Park	.500	4	2	1	1
STL: Busch Stadium	.200	5	1	0	1

#44 ROBERTO NOVOA — RHP

FULL NAME: Roberto Novoa

BATS: Right THROWS: Right HEIGHT: 6-5 WEIGHT: 200 MLS: 0+169


OPENING DAY AGE: 26, turns 27 on August 15

BORN: 8/15/79 in Las Matas de Farfan, D.R. RESIDES: Santo Domingo, D.R.

CONTRACT STATUS: Signed through 2006

FAMILY: Single

HOW ACQUIRED: Acquired from Detroit as part of a four-player deal, 2/9/05



Novoa's Statistics and Career Transactions

YEAR	TEAM	W-L	ERA	G	GS	CG	SHO	SV	IP	H	R	ER	HR	HB	BB	SO	WP	BK
2000	— Pittsburgh-R	4-6	4.15	13	13	1	0	0	82.1	99	65	38	5	9	29	44	4	2
2001	— Williamsport-A	5-5	3.39	14	13	1	0	0	79.2	76	40	30	4	7	20	55	4	1
2002	— Hickory-A	1-5	5.48	10	10	0	0	0	42.2	61	30	26	2	4	15	29	7	1
	— Williamsport-A	8-3	3.65	12	12	0	0	0	66.2	62	32	27	4	6	8	56	5	0
2003	— Lakeland-A	4-5	3.73	19	15	2	0	0	99.0	93	45	41	8	5	25	71	2	2
2004	— Erie-AA	7-0	2.96	41	0	0	0	4	79.0	63	32	26	7	1	18	59	4	1
	— Detroit	1-1	5.57	16	0	0	0	0	21.0	25	15	13	4	2	6	15	1	0
2005	— Iowa-AAA	2-2	3.29	19	0	0	0	4	27.1	20	11	10	1	4	11	18	2	0
	— CUBS	4-5	4.43	49	0	0	0	0	44.2	47	22	22	4	0	25	47	4	1
	NL/CUBS TOTALS	4-5	4.43	49	0	0	0	0	44.2	47	22	22	4	0	25	47	4	1
	AL TOTALS	1-1	5.57	16	0	0	0	0	21.0	25	15	13	4	2	6	15	1	0
	MAJOR LEAGUE TOTALS	5-6	4.80	65	0	0	0	0	65.2	72	37	35	8	2	31	62	5	1

SV/OPP: 2005 — 0/5 ... ML Career — 0/6 ... HOLDS: 2005 — 14 ... ML Career — 17 ... IR/IRS: 2005 — 25/7 ... ML Career — 39/14

1999 – Signed by Pirates as non-drafted free agent 7/3
 2002 – Traded to Detroit 12/17 as part of a four-player deal
 2005 – Traded to Cubs 2/9 as part of four player deal

Novoa: Facts And Information

Roberto has pitched out of the bullpen in 65 Major League games since his big league debut in 2004 ... was converted to a reliever following the 2003 season.

- Ⓢ acquired by the Cubs from Detroit in February 2005 with infielder Scott Moore and outfielder Bo Flowers in exchange for pitcher Kyle Farnsworth.
- Ⓢ originally signed as a non-drafted free agent with the Pirates in 2000 ... was traded to the Tigers organization in 2002 in a four-player deal that involved Randall Simon.
- Ⓢ has compiled a 3.74 ERA in 128 minor league outings, striking out 332 batters in 476.2 innings on the mound.

Novoa's 2005 Season

Roberto saw his most extensive big league action in his first season with the Cubs, going 4-5 with 14 holds in 49 games.

- Ⓢ had three stints with the club, as he was on the big league roster April 27-May 9, May 28-June 5 and June 25-end of the season.
- Ⓢ was uncensored upon in 35 of his 49 outings.
- Ⓢ had a career-high 8.0-scoreless innings stint June 4-July 5, going 1-0 over the six-game span.
- Ⓢ made his Cub debut April 27 against Cincinnati, working 1.0 inning in the 8-7 Cub win.
- Ⓢ earned his first win of the year May 29, retiring two batters in the sixth inning in an 11-6 defeat of Colorado.
 - ◆ the Cubs scored 5 runs in the bottom half of the frame, giving him the win.
- Ⓢ was 2-2 with 4 saves and a 3.29 ERA in 19 appearances for Iowa (AAA).
 - ◆ held opponents to a .217 average, striking out 18 batters in 27.1 innings.
 - ◆ worked 2.0 or more innings in four games – and recorded a 1.04 ERA (1 ER/8.2 IP) in those appearances.

Novoa's Career Review

2004: Roberto started the season at Erie (AA), going 7-0 in 41 relief appearances with a 2.96 ERA – was utilized solely as a reliever for the first time in his career ... saw his first big league action, appearing in 16 games for the Tigers and going 1-1 with a 5.57 ERA.

- Ⓢ made his major league debut July 29 against the White Sox and earned a hold in 0.1 innings on the mound.
- Ⓢ earned his first major league victory August 6 against Boston – fanning a career-high four batters in 1.1 innings.
- Ⓢ pitched more than 1.0 inning in eight outings, tossing a season-high 3.0 scoreless frames July 30 against the White Sox.
- Ⓢ while at Erie (AA), he held right-handed batters to a .169 average.
- Ⓢ appeared in 19 games for Lacey in the Dominican Winter League, going 1-0 with a 5.04 ERA.

2003: Spent the season at Lakeland (A), going 4-5 with a 3.73 ERA in 19 games (15 starts).

- Ⓢ went 3-5 with a 3.58 ERA in his 15 starts, while going 1-0 with a 4.91 ERA in four relief outings.
- Ⓢ tossed a pair of complete games, going the distance May 6 against Fort Myers and May 18 against Brevard County.
- Ⓢ struck out a season-high 8 batters twice (June 5 and July 26).
- Ⓢ spent nearly three weeks on the disabled list (June 23-July 10) with a bruised left shin.

- Ⓢ after the season, was named the Tigers' 21st-best prospect by *Baseball America*.

2002: Split the season between Hickory (A) and Williamsport (A).

- Ⓢ went 1-5 with a 5.48 ERA in 10 starts for Hickory – won his first outing on April 8 after allowing no earned runs over 5.1 innings, but did not win another decision at Hickory the rest of the season.
- Ⓢ made 12 starts for Williamsport, going 8-3 with a 3.65 ERA.
- Ⓢ earned wins in three consecutive outings August 13-August 24, allowing 5 runs over 17.0 innings.
- Ⓢ struck out a season-high 11 batters at Brooklyn September 3.

2001: Roberto spent the season at Williamsport (A), going 5-5 with a 3.39 ERA in 14 games (13 starts).

- Ⓢ earned four wins in July, going 4-1 with a 2.15 ERA in six starts.
- Ⓢ struck out a career-high 12 batters August 3 against Oneonta – allowed 4 earned runs in the 7.0-inning complete game.
- Ⓢ named by *Baseball America* as the 25th-best prospect in the Pirates organization.

2000: Roberto spent his first season in professional baseball in the Pirates Rookie League club in the Dominican Summer League – went 4-6 with a 4.15 ERA in 13 starts.

Novoa's 2005 and Career Statistical Breakdowns

W-L-S	ERA	G	CG	IP	ER	2005/CAREER	W-L-S	ERA	G	CG	IP	ER	CAREER BY PARK	W-L-S	ERA	G	CG	IP	ER
4-5-0	4.43	49	0	44.2	22	TOTALS	5-6-0	4.80	65	0	65.2	35	ATL: Turner Field	0-1-0	27.00	2	0	1.0	3
1-1-0	5.40	2	0	1.2	1	Arizona	1-1-0	5.40	2	0	1.2	1	BAL: Camden Yards	0-0-0	0.00	1	0	0.0	0
0-1-0	11.57	4	0	2.1	3	Atlanta	0-1-0	11.57	4	0	2.1	3	CHI: WRIGLEY FIELD	3-1-0	2.12	20	0	17.0	4
0-0-0	0.00	0	0	0.0	0	Baltimore	0-0-0	0.00	1	0	0.0	0	CIN: Great American	0-1-0	8.10	3	0	3.1	3
0-0-0	0.00	0	0	0.0	0	Boston	1-0-0	5.40	2	0	3.1	2	CLE: Jacobs Field	0-0-0	13.50	1	0	0.2	1
0-0-0	0.00	1	0	2.0	0	Chicago (AL)	0-0-0	2.35	5	0	7.2	2	COL: Coors Field	0-0-0	6.75	2	0	1.1	1
0-1-0	9.00	7	0	6.0	6	Cincinnati	0-1-0	9.00	7	0	6.0	6	CWS: U.S. Cellular Field	0-0-0	4.15	3	0	4.1	2
0-0-0	0.00	0	0	0.0	0	Cleveland	0-0-0	4.50	2	0	2.0	1	DET: Comerica Park	1-0-0	2.76	10	0	16.1	5
1-0-0	4.50	3	0	2.0	1	Colorado	1-0-0	4.50	3	0	2.0	1	FLA: Dolphins Stadium	0-0-0	0.00	1	0	1.0	0
0-0-0	0.00	2	0	2.0	0	Florida	0-0-0	0.00	2	0	2.0	0	HOU: Minute Maid Park	1-0-0	6.75	3	0	2.2	2
1-0-0	5.40	4	0	3.1	2	Houston	1-0-0	5.40	4	0	3.1	2	LAA: Angel Stadium	0-1-0	67.50	1	0	0.2	5
0-0-0	0.00	0	0	0.0	0	Los Angeles (AL)	0-1-0	67.50	1	0	0.2	5	MIL: Miller Park	0-1-0	10.13	3	0	2.2	3
0-0-0	0.00	1	0	1.0	0	Los Angeles (NL)	0-0-0	0.00	1	0	1.0	0	NY: Shea Stadium	0-0-0	2.70	2	0	3.1	1
1-1-0	7.36	4	0	3.2	3	Milwaukee	1-1-0	7.36	4	0	3.2	3	OAK: McAfee Coliseum	0-0-0	0.00	1	0	1.0	0
0-0-0	0.00	0	0	0.0	0	Minnesota	0-0-0	0.00	1	0	1.0	0	PHI: Citizens Bank Park	0-0-0	0.00	2	0	2.0	0
0-0-0	2.70	2	0	3.1	1	New York (NL)	0-0-0	2.70	2	0	3.1	1	PIT: PNC Park	0-0-0	9.00	2	0	1.0	1
0-0-0	0.00	0	0	0.0	0	Oakland	0-0-0	0.00	1	0	1.0	0	SD: PETCO Park	0-0-0	3.00	2	0	3.0	1
0-0-0	0.00	2	0	2.0	0	Philadelphia	0-0-0	0.00	2	0	2.0	0	SF: AT&T Park	0-0-0	0.00	2	0	1.2	0
0-0-0	3.00	4	0	3.0	1	Pittsburgh	0-0-0	3.00	4	0	3.0	1	STL: Busch Stadium	0-1-0	10.13	4	0	2.2	3
0-1-0	5.79	6	0	4.2	3	St. Louis	0-1-0	5.79	6	0	4.2	3							
0-0-0	3.00	2	0	3.0	1	San Diego	0-0-0	3.00	2	0	3.0	1							
0-0-0	0.00	3	0	2.2	0	San Francisco	0-0-0	0.00	3	0	2.2	0							
0-0-0	0.00	0	0	0.0	0	Seattle	0-0-0	10.13	1	0	2.2	0							
0-0-0	0.00	0	0	0.0	0	Tampa Bay	0-0-0	0.00	2	0	3.0	0							
0-0-0	0.00	0	0	0.0	0	Texas	0-0-0	0.00	1	0	1.2	0							
0-0-0	0.00	2	0	2.0	0	Washington	0-0-0	0.00	2	0	2.0	0							
0-0-0	3.38	3	0	2.2	1	March/April	0-0-0	3.38	3	0	2.2	1							
1-1-0	7.71	3	0	2.1	2	May	1-1-0	7.71	3	0	2.1	2							
1-0-0	1.50	4	0	6.0	1	June	1-0-0	1.50	4	0	6.0	1							
1-3-0	4.97	14	0	12.2	7	July	1-3-0	3.94	16	0	16.0	7							
0-0-0	1.50	12	0	12.0	2	August	1-1-0	5.56	19	0	22.2	14							
1-1-0	9.00	13	0	9.0	9	Sept./Oct.	1-1-0	5.63	20	0	16.0	10							
3-1-0	2.12	20	0	17.0	4	Home	4-1-0	2.43	30	0	33.1	9							
1-4-0	5.86	29	0	27.2	18	Road	1-5-0	7.24	35	0	32.1	26							
3-3-0	3.74	23	0	21.2	9	Day	3-3-0	3.71	28	0	26.2	11							
1-2-0	5.09	26	0	23.0	13	Night	2-3-0	5.54	37	0	39.0	24							
4-5-0	4.43	49	0	44.2	22	Grass	5-6-0	4.80	65	0	65.2	35							
2-2-0	4.20	15	0	15.0	7	Pre-ASG	2-2-0	4.20	15	0	15.0	7							
2-3-0	4.55	34	0	29.2	15	Post-ASG	3-4-0	4.97	50	0	50.2	28							
4-5-0	4.43	49	0	44.2	22	Reliever	5-6-0	4.80	65	0	65.2	35							

LEFTY/RIGHTY SPLITS

Vs. Left-handed Batters:
 2005 - .221 (15-68), 2 HR
 ML Career - .257 (26-101), 6 HR

Vs. Right-handed Batters:
 2005 - .291 (32-110), 2 HR
 ML Career - .291 (46-158), 2 HR

ROBERTO NOVOA'S CAREER BESTS

LONGEST RELIEF APPEARANCE: 3.0 innings, 7/30/04 vs. Chicago-AL
MOST STRIKEOUTS: 4, 8/6/04 vs. Boston
MOST CONSECUTIVE SCORELESS INNINGS: 8.0 innings, 6/4-7/5/05 (six games)
MOST HITS ALLOWED: 6, 8/14/04 @ Anaheim
MOST RUNS ALLOWED: 5, 8/14/04 @ Anaheim

HOW TO FIGURE BASEBALL STATISTICS

Earned Run Average - (ERx9)/IP: Earned runs multiplied by 9, then divided by innings pitched (0.1 innings = .333, 0.2 innings = .667).

Batting Average - H/AB: Hits divided by at-bats.

Slugging Percentage - TB/AB: Total number of bases (single = 1 base, double = 2 bases, triple = 3 bases, home run = 4 bases) divided by at-bats.

Fielding Average - (PO+A)/(PO+A+E): Putouts plus assists divided by total chances (putouts plus assists plus errors).

On-Base Percentage - (H+BB+HBP)/(AB+BB+HBP+SF): Hits plus walks plus hit-by-pitch divided by at-bats plus walks plus hit-by-pitch plus sacrifice flies.

Win-Loss Percentage: Number of games won divided by total games played.

Magic Numbers: Compute the number of games remaining, add one, then subtract the number of games ahead in the loss column of the standings of the closest opponent.

#50 WILL OHMAN — LHP



FULL NAME: William McDaniel Ohman
 BATS: Left THROWS: Left HEIGHT: 6-2 WEIGHT: 195 MLS: 3+40
 OPENING DAY AGE: 28, turns 29 on August 13
 BORN: 8/13/77 in Frankfurt, West Germany RESIDES: Agoura Hills, CA
 CONTRACT STATUS: Signed through 2006
 FAMILY: Married — Allyson ... Children — Annabel and Jack
 HOW ACQUIRED: Selected in 8th round of 1998 draft

Ohman's Statistics and Career Transactions

YEAR TEAM	W-L	ERA	G	GS	CG	SHO	SV	IP	H	R	ER	HR	HB	BB	SO	WP	BK
1998 — Williamsport-A	4-4	6.46	10	7	0	0	0	39.0	39	32	28	6	1	13	35	7	0
Rockford-A	1-1	4.44	4	4	0	0	0	24.1	25	13	12	3	2	7	21	1	0
1999 — Daytona-A	4-7	3.46	31	15	2	*2	5	106.2	102	59	41	11	8	41	97	6	1
2000 — West Tenn-AA	6-4	1.89	59	0	0	0	3	71.1	53	20	15	3	3	36	85	8	0
CUBS	1-0	8.10	6	0	0	0	0	3.1	4	3	3	0	0	4	2	1	0
2001 — Iowa-AAA	5-2	4.06	40	1	0	0	4	51.0	51	24	23	9	1	18	66	3	0
CUBS	0-1	7.71	11	0	0	0	0	11.2	14	10	10	2	0	6	12	2	0
2002 —								INJURED — DID NOT PITCH									
2003 —								INJURED — DID NOT PITCH									
2004 — Iowa-AAA	3-3	4.30	45	1	0	0	0	52.1	53	28	25	6	2	29	75	4	0
2005 — Iowa-AAA	1-0	4.15	8	0	0	0	1	8.2	4	4	4	2	0	2	12	0	0
CUBS	2-2	2.91	69	0	0	0	0	43.1	32	14	14	6	3	24	45	6	1
ML/CUBS TOTALS	3-3	4.17	86	0	0	0	0	58.1	50	27	27	8	3	34	59	9	1

*Led League

SV/OPP: 2005 — 0/3 ... ML Career — 0/3 ... HOLDS: 2005 — 13 ... ML Career — 15 ... IR/IRS: 2005 — 47/12 ... ML Career — 57/15

	AVG	AB	R	H	2B	3B	HR	RBI	SH	SF	HP	BB	SO	SB	CS	PCT	G	PO	A	E	TC	DP
2005	.000	0	0	0	0	0	0	0	0	0	0	0	0	0	0	1.000	69	3	3	0	6	0
ML TOTALS	.000	2	0	0	0	0	0	0	0	0	0	0	1	0	0	1.000	86	4	5	0	9	0

1998 — Selected by Cubs in 8th round of 1998 draft (scout: Steve Fuller)
 2002 — On disabled list 3/15-10/9 ... left elbow reconstructive surgery
 2003 — On disabled list 3/29-10/30 ... left elbow surgery
 2004 — On disabled list 6/10-7/2 ... left elbow inflammation

Ohman: Facts and Information

Will, who pitched in 69 games for the Cubs last year, saw major league action for the first time since August 2001.

- ⊙ the left-hander spent the 2002-2003 seasons recovering from two surgeries on his left elbow.
- ⊙ is a 1995 graduate of Ponderosa High School in Parker, CO ... along with being an honorable mention all-state pitcher as a senior, he was an all-state placekicker in football.
- ⊙ attended Pepperdine University (CA), majoring in business administration ... was a second-team all-West Coast Conference selection in 1998.

Ohman's 2005 Season

Will made his first big league appearance since August 19, 2001, on April 26 against Cincinnati — pitched 0.2 innings of scoreless relief at Wrigley Field.

- ⊙ picked up his first victory of the season — and his first since September 22, 2000 — on May 13 at Washington.
 - ◆ worked a scoreless seventh inning before the Cub offense plated 4 runs in the eighth in the 6-3 win.
- ⊙ allowed just 5 runs over his final 14.2 innings of the season (spanning 23 games).
- ⊙ stranded 35 of his 47 inherited runners.
- ⊙ was unscored upon in 46 of his last 55 outings (spanning 35.0 innings) and posted a 2.83 ERA over the stretch ... was unscored upon in 58 of 69 total appearances (spanning 37.1 innings).
- ⊙ started the season at Iowa (AAA), where he was 1-0 with 1 save and a 4.15 ERA in 8 games.
 - ◆ held opposing batters to a .138 average, striking out 12 batters in 8.2 innings of work.
 - ◆ worked a season-high 2.0 innings April 16 at Albuquerque, retiring all 6 batters he faced — including 4 via the strikeout.

Ohman's Career Review

2004: Will spent the season at Iowa (AAA), going 3-3 with a 4.30 ERA in 45 games (1 start).

- Ⓢ struck out 75 batters in 52.1 innings on the mound.
- Ⓢ earned his first win since the 2001 season April 29 at Albuquerque — striking out the only two batters he faced.
- Ⓢ worked a season-high 3.0 innings April 22 at Oklahoma — allowing 4 hits and a run while striking out 3 batters.
- Ⓢ struck out four of the six batters he faced July 27 vs. Tucson.
- Ⓢ was on the disabled list June 10-July 2 with inflammation in his left elbow.

2003: Spent the 2003 season rehabbing from left elbow surgery.

2002: Will tore the ulnar collateral ligament in his left elbow while pitching in winter ball (Los Mochis of the Mexican Pacific League) and missed the entire campaign.

- Ⓢ underwent the "Tommy John" procedure January 16 ... the surgery was performed by Dr. Lewis Yocum.

2001: Had a pair of stints on the Cubs' roster (June 18-July 14 and August 10-August 20), pitching in 11 games ... spent the rest of the season at Iowa (AAA).

- Ⓢ with the Cubs, he went 0-1 with a 7.71 ERA in 11.2 innings of work.
- Ⓢ worked a big league-high 3.1 innings August 11 vs. San Francisco.
- Ⓢ in 40 games for Iowa (1 start), he went 5-2 with 4 saves and a 4.06 ERA ... struck out 66 batters in 51.0 innings while walking 18.
- Ⓢ struggled early in the season ... his Triple-A ERA stood at 6.54 when he joined the Cubs in June.
 - ◆ from the time he rejoined the Iowa club through the end of the minor league campaign, he allowed just 1 unearned run and 11 hits in 19.1 innings (12 games).
- Ⓢ made his only start of the campaign August 6 vs. Tacoma, allowing 1 hit over 4.0 scoreless innings.

2000: His contract was purchased by the Cubs from West Tenn (AA) September 18 after the Diamond Jaxx won the Southern League Championship.

- Ⓢ saw action in 6 games for the Cubs and went 1-0 ... did not allow any runs in his first 5 outings.
 - ◆ made his major league debut September 19 at Milwaukee, working a scoreless inning.
 - ◆ in his third big league appearance September 22 vs. St. Louis, he pitched a scoreless 9th inning and picked up the win in a 5-4 decision.
- Ⓢ made 59 regular-season relief appearances for West Tenn — ranking fifth in the league — and went 6-4 with 3 saves and a 1.89 ERA ... in 71.1 innings of work, he allowed 53 hits and 3 homers while striking out 85 batters.
 - ◆ over his final 37 games, he gave up 4 earned runs and 29 hits in 43.0 innings (0.84 ERA).
- Ⓢ pitched in 5 postseason games for West Tenn, allowing 1 run in 5.2 innings ... earned a save in Game 1 of the league finals against Jacksonville (3-2), striking out both batters he faced.

1999: Spent the campaign at Daytona (A), appearing in 31 games (15 starts) and going 4-7 with a 3.46 ERA ... had 5 saves and 2 complete-game shutouts.

- Ⓢ tossed back-to-back complete-game shutouts July 8 and July 14 ... allowed 6 hits over 10.0 scoreless innings.

1998: Pitched for both Williamsport (A) and Rockford (A) in his first professional season ... went 5-5 in a combined 14 games (11 starts).

WILL OHMAN'S CAREER BESTS

- LONGEST RELIEF APPEARANCE:** 3.1 innings, 8/11/01 vs. San Francisco
- MOST STRIKEOUTS:** 3 (three times), most recently 8/11/01 vs. San Francisco
- MOST CONSECUTIVE SCORELESS INNINGS:** 8.0 innings, 6/4-7/15/05 (six games)
- MOST HITS ALLOWED:** 4, 8/11/01 vs. San Francisco
- MOST RUNS ALLOWED:** 3 (three times), most recently 7/13/01 vs. Chicago-AL

SPANNING THE GLOBE

During their 130-year history, the Cubs have had players born in 49 U.S. states, the District of Columbia and 21 territories/foreign countries.

The only state not represented by a Cubs player is Alaska.

The first Cubs born in foreign countries/U.S. territories:

Bahamas ... Andre Rodgers ... 1961-1964	Ireland ... Jimmy Hallinan ... 1877-1978	Puerto Rico ... Hi Bithorn ... 1942-1943, 1946
Canada ... Fred Demarais ... 1890	Italy ... Julio Bonetti ... 1940	Scotland ... Hugh Nicol ... 1881-1982
Cuba ... Mike Gonzalez ... 1925-1929	Jamaica ... Rolando Roomes ... 1988	Singapore ... Robin Jennings ... 1996-1997
Curacao ... Randall Simon ... 2003	Mexico ... Jesse Flores ... 1942	South Korea ... Hee Seop Choi ... 2002-2003
Dominican Republic ... Roberto Pena ... 1965-1966	Nicaragua ... Porfirio Altamirano ... 1984	Venezuela ... Roberto Rodriguez ... 1970
Germany ... Ed Eiteljorge ... 1890	Panama ... Adolfo Phillips ... 1966-1969	Virgin Islands ... Ellie Hendricks ... 1972
Holland ... John Houseman ... 1894	Poland ... Moe Drabowsky ... 1956-1960	West Germany ... Craig Lefferts ... 1983

Ohman's 2005 and Career Statistical Breakdowns

W-L-S	ERA	G	CG	IP	ER	2005/CAREER	W-L-S	ERA	G	CG	IP	ER	CAREER BY PARK	W-L-S	ERA	G	CG	IP	ER
2-2-0	2.91	69	0	43.1	14	TOTALS	3-3-0	4.17	86	0	58.1	27	ATL: Turner Field	0-0-0	4.50	2	0	2.0	1
0-0-0	18.00	2	0	1.0	2	Arizona	0-1-0	11.57	4	0	2.1	3	AZ: Chase Field	0-1-0	6.75	2	0	1.1	1
0-0-0	3.86	3	0	2.1	1	Atlanta	0-0-0	3.86	3	0	2.1	1	CHI: WRIGLEY FIELD	1-1-0	4.82	39	0	28.0	15
0-0-0	0.00	1	0	1.0	0	Boston	0-0-0	0.00	1	0	1.0	0	CIN: Cinergy Field	0-0-0	3.38	2	0	2.2	1
0-0-0	0.00	1	0	0.0	0	Chicago (AL)	0-0-0	108.00	2	0	0.1	4	CIN: Great American	0-0-0	0.00	3	0	0.2	0
0-1-0	4.05	11	0	6.2	3	Cincinnati	0-1-0	3.86	13	0	9.1	4	COL: Coors Field	0-0-0	0.00	2	0	1.1	0
0-0-0	5.40	4	0	3.1	2	Colorado	0-0-0	5.40	4	0	3.1	2	FLA: Dolphins Stadium	0-0-0	0.00	1	0	0.1	0
0-0-0	0.00	3	0	2.0	0	Florida	0-0-0	0.00	3	0	2.0	0	HOU: Minute Maid Park	0-0-0	0.00	6	0	4.2	0
0-0-0	1.80	8	0	5.0	1	Houston	0-0-0	1.50	9	0	6.0	1	LAD: Dodger Stadium	0-0-0	0.00	2	0	0.2	0
0-0-0	0.00	4	0	2.2	0	Los Angeles (NL)	0-0-0	0.00	4	0	2.2	0	ML: County Stadium	0-0-0	0.00	2	0	1.0	0
0-0-0	2.70	7	0	3.1	1	Milwaukee	0-0-0	1.42	11	0	6.1	1	ML: Miller Park	0-0-0	4.50	5	0	2.0	1
0-1-0	6.75	2	0	1.1	1	New York (AL)	0-1-0	6.75	2	0	1.1	1	NY: Shea Stadium	0-0-0	16.20	2	0	1.2	3
0-0-0	0.00	2	0	2.0	0	New York (NL)	0-0-0	9.00	4	0	3.0	3	NY: Yankee Stadium	0-1-0	6.75	2	0	1.1	1
0-0-0	0.00	2	0	1.2	0	Philadelphia	0-0-0	0.00	3	0	2.0	0	PHI: Citizens Bank Park	0-0-0	0.00	2	0	1.2	0
1-0-0	3.38	5	0	2.2	1	Pittsburgh	1-0-0	10.80	6	0	3.1	4	PIT: PNC Park	1-0-0	0.00	3	0	1.1	0
0-0-0	3.38	5	0	2.2	1	St. Louis	1-0-0	2.25	7	0	4.1	4	PIT: Three Rivers	0-0-0	40.50	1	0	0.2	3
0-0-0	0.00	2	0	2.0	0	San Diego	0-0-0	0.00	2	0	2.0	0	SD: PETCO Park	0-0-0	0.00	2	0	2.0	0
0-0-0	0.00	1	0	0.2	0	San Francisco	0-0-0	4.50	2	0	4.0	2	SF: SBC Park	0-0-0	0.00	1	0	0.2	0
1-0-0	0.00	5	0	3.0	0	Washington	1-0-0	0.00	5	0	3.0	0	STL: Busch Stadium	0-0-0	4.50	4	0	2.0	1
0-0-0	0.00	3	0	1.1	0	March/April	0-0-0	0.00	3	0	1.1	0	WAS: RFK Stadium	1-0-0	0.00	3	0	2.1	0
2-0-0	3.24	13	0	8.1	3	May	2-0-0	3.24	13	0	8.1	3							
0-1-0	1.08	12	0	8.1	1	June	0-1-0	1.35	17	0	13.1	2							
0-0-0	6.00	13	0	6.0	4	July	0-0-0	12.86	15	0	7.0	10							
0-1-0	0.77	14	0	11.2	1	August	0-2-0	2.08	18	0	17.1	4							
0-0-0	5.87	14	0	7.2	5	Sept./Oct.	1-0-0	6.55	20	0	11.0	8							
0-1-0	4.43	31	0	20.1	10	Home	1-1-0	4.82	39	0	28.0	15							
2-1-0	1.57	38	0	23.0	4	Road	2-2-0	3.56	47	0	30.1	12							
0-1-0	3.24	37	0	25.0	9	Day	1-2-0	3.86	46	0	35.0	15							
2-1-0	2.45	32	0	18.1	5	Night	2-1-0	4.63	40	0	23.1	12							
2-2-0	2.91	69	0	43.1	14	Grass	3-3-0	3.75	85	0	57.2	24							
0-0-0	0.00	0	0	0.0	0	Artificial	0-0-0	40.50	1	0	0.2	3							
2-1-0	2.14	33	0	21.0	5	Pre-ASG	2-1-0	3.04	39	0	26.2	9							
0-1-0	3.63	36	0	22.1	9	Post-ASG	1-2-0	5.12	47	0	31.2	18							
2-2-0	2.91	69	0	43.1	14	Reliever	3-3-0	4.17	86	0	58.1	27							

LEFTY/RIGHTY SPLITS

Vs. Left-handed Batters:
 2005 - .173 (14-81), 4 HR
 ML Career - .205 (23-112), 4 HR

Vs. Right-handed Batters:
 2005 - .231 (18-78), 2 HR
 ML Career - .250 (27-108), 4 HR

#1 AUGIE OJEDA — IF

FULL NAME: Octavio (Augie) Ojeda (oh-HAY-dah)
BATS: Switch **THROWS:** Right **HEIGHT:** 5-8 **WEIGHT:** 170 **MLS:** 2+61
OPENING DAY AGE: 31, turns 32 on December 20
BORN: 12/20/74 in Los Angeles, CA **RESIDES:** Chandler, AZ
CONTRACT STATUS: Signed through 2006 **NON-ROSTER INVITEE**
FAMILY: Single
HOW ACQUIRED: Signed as a minor league free agent 12/21/05



Ojeda's Statistics and Career Transactions

YEAR	TEAM	AVG	G	AB	R	H	2B	3B	HR	RBI	SH	SF	HP	BB	SO	SB	CS	E
1997	Frederick-A	.344	34	128	25	44	11	1	1	20	4	0	1	18	18	2	5	5
	Bowie-AA	.294	58	204	33	60	9	1	2	23	4	3	3	31	17	7	0	9
	Rochester-AAA	.234	15	47	5	11	3	1	0	6	3	0	0	8	4	1	2	5
1998	Gulf Coast-R	.400	4	15	6	6	2	0	0	2	0	0	2	3	1	3	0	0
	Bowie-AA	.256	73	254	36	65	10	2	1	19	5	1	3	36	30	0	3	11
1999	Bowie-AA	.267	134	460	73	123	18	4	10	60	25	4	11	57	47	6	2	19
	Rochester	.000	1	1	1	0	0	0	0	0	0	0	0	0	0	0	0	0
2000	Iowa-AAA	.280	113	396	56	111	23	2	8	43	3	4	7	33	27	16	6	11
	CUBS	.221	28	77	10	17	3	1	2	8	1	1	0	10	9	0	1	1
2001	CUBS	.201	78	144	16	29	5	1	1	12	2	2	2	12	20	1	0	6
2002	Iowa-AAA	.230	73	291	54	67	20	4	1	27	0	5	9	31	30	5	3	5
	CUBS	.186	30	70	4	13	4	0	0	4	4	1	1	5	5	1	0	3
2003	Iowa-AAA	.251	106	283	42	71	10	3	2	23	6	1	10	34	25	4	0	9
	CUBS	.120	12	25	2	3	0	0	0	0	0	0	1	1	5	0	0	0
2004	Rochester-AAA	.245	89	327	49	80	19	0	2	21	7	2	6	39	33	7	5	7
	Minnesota	.339	30	59	16	20	1	0	2	7	2	1	0	10	3	1	1	2
2005	Rochester-AAA	.224	105	313	42	70	16	0	3	33	7	3	14	33	33	3	2	8
NL/CUBS TOTALS		.196	148	316	32	62	12	2	3	24	7	4	4	28	39	2	1	10
AL TOTALS		.339	30	59	16	20	1	0	2	7	2	1	0	10	3	1	1	2
MAJOR LEAGUE TOTALS		.219	178	375	48	82	13	2	5	31	9	5	4	38	42	3	2	12

SLG: 2005 Rochester - .304 ... ML Career - .304 OBP: 2005 Rochester - .322 ... ML Career - .294

CAREER	PCT	G	PO	A	E	TC	DP
Second Base	.978	49	55	80	3	138	18
Third Base	.932	45	10	45	4	59	5
Shortstop	.982	86	93	183	5	281	31
ML TOTALS	.975		158	308	12	478	54

1996 – Selected by Baltimore in 13th round of draft (scout: Lamar North)
 1998 – On disabled list 4/10-6/25 ... fractured hamate bone, right hand
 1999 – Traded to Cubs 12/14 for P Richard Negrette
 2003 – Claimed off waivers by Minnesota 11/24
 2005 – Filed for free agency 10/3 ... signed by Iowa (Cubs) 12/21

Ojeda: Facts and Information

- Augie rejoins the Cubs organization after spending the last two seasons in the Minnesota Twins' organization.
- ⊙ played for Team USA for two years (1995-1996) ... was a member of the bronze medal-winning USA club at the 1996 Atlanta Olympics.
 - ◆ was one of five non-NCAA Division I players invited to USA Baseball's 1995 spring camp ... won the Individual Sportsmanship Award at the National Baseball Congress World Series in 1995.
 - ⊙ graduated from Pius X High School in Downey, CA, in 1993 ... was a three-time all-league baseball selection and also lettered in football.
 - ⊙ spent two years at Cypress (CA) College, earning all-America honors after the 2005 season.
 - ⊙ attended the University of Tennessee in 1996, where he was a first-team all-Southeastern Conference selection.

Ojeda's 2005 Season

- Augie spent the season at Rochester (AAA), batting .224 with 16 doubles and 33 RBI for the Red Wings.
- ⊙ batted .296 in 22 games during the month of May – doubled six times, homered once and drove in 13 runs.
 - ⊙ hit .288 with runners in scoring position, going 23-for-80 with 29 RBI.
 - ⊙ did not appear in any games June 18-June 24 due to a strained left calf.
 - ⊙ recorded 18 multi-hit games, including two 3-hit affairs.
 - ⊙ committed just 8 errors in 402 total chances.

Ojeda's Career Review

2004: Augie appeared in 30 late-season games for Minnesota ... batted .339 with 2 home runs and 7 RBI.

- ⊙ was on the big league roster August 7 until the end of the season.
- ⊙ hit a solo shot off Anaheim's Matt Hensley in the ninth inning on August 28 ... also singled twice in the contest, tying a career high for most hits (3).
 - ◆ the roundtripper was his first since May 17, 2001 – a span of 110 games.
- ⊙ also homered September 13 at Detroit.
- ⊙ had a career-high five-game hitting streak September 16-September 25 – went 8-for-18 (.444) over the stretch.
- ⊙ spent most of the season at Rochester (AAA) – where he hit .245 with 19 doubles and 21 RBI.
- ⊙ reached base safely in 15 straight games May 5-May 21, batting .333 (17-51) with 7 RBI in those games.

2003: Appeared in 12 games during two late-season stints with the Cubs, combining to go 3-for-25.

- ⊙ appeared in seven games at shortstop (two starts), five games at second base (four starts) and one game at third base during his two stints with the club (August 3-August 19 and September 1-end of season).

⊙ spent most of the season at Iowa (AAA), where he hit .251 with 2 homers and 23 RBI in 106 games.

- ◆ saw action in 57 games at shortstop, 26 at second base and 17 at third base – and committed just nine errors.
- ⊙ started the season by batting .379 (11-29) in his first 10 games.
- ⊙ batted .293 (17-58) with runners in scoring position, driving in 21 runs.

2002: Appeared in 30 games during his two stints with the Cubs (Opening Day-May 25 and June 10-June 20) ... spent the rest of the year at Iowa (AAA).

- ⊙ with the Cubs, he saw action in 16 games at shortstop (13 starts), 10 games at second base (seven starts) and five games at third base ... batted .186 with 4 RBI.
- ⊙ hit .230 in 73 Triple-A contests with 54 runs scored, 20 doubles and 27 RBI ... played in 68 games at shortstop and five at third base, committing just 5 errors in 308 total chances.

2001: Spent the entire season with the Cubs, batting .201 with 1 homer and 12 RBI ... was on a Major League Opening Day roster for the first time in his career.

- ⊙ appeared in 35 games at third base (eight starts), 31 games at shortstop (21 starts) and 10 games at second base (three starts).
- ⊙ hit his only homer of the season May 17 off Houston's Scott Elarton.
- ⊙ had his first big league 3-hit game September 3 at Florida, going 3-for-5 with a 2-run triple and a run-scoring double ... the 3 RBI tied his career high.

2000: Saw his first big league action during two stints with the Cubs ... in 28 games, he hit .221 with 2 homers and 8 RBI.

- ⊙ made just 1 error in 96 total chances, playing in 25 games at shortstop (20 starts) and 4 games at second base (two starts).
- ⊙ in his M.L. debut June 4 vs. Detroit, doubling off Danny Patterson for his first hit.
- ⊙ hit his first M.L. home run June 14 at Wrigley Field, a solo shot off Met Pat Mahomes ... added a 2-run single later in the game.
- ⊙ spent most of the season at Iowa (AAA), where he was voted the Iowa Cubs' Newcomer of the Year after batting .280 with a career-high 23 doubles, 8 homers and 43 RBI.
 - ◆ had a Pacific Coast League-best .976 fielding percentage at shortstop.

1999: Spent his final year in Baltimore's farm system, seeing action with Rochester (AAA) and Bowie (AA).

- ⊙ began the year at Rochester and scored a run in his only game ... was transferred to Bowie April 14.
- ⊙ hit .267 with 18 doubles, 4 triples, 10 homers and 60 RBI at Bowie, establishing career marks in triples, home runs and RBI.
- ⊙ led the Eastern League with 25 sacrifice bunts at Bowie ... also led league shortstops with a .969 fielding percentage.

1998: Played in only 77 games at Bowie (AA) and Gulf Coast (Rookie) due to a fractured hamate bone in his right hand.

- ⊙ was placed on the disabled list April 10 for the hand injury, which necessitated surgery ... returned to the active list June 25.

1997: Played for Rochester (AAA), Bowie (AA) and Frederick (A) during his first professional campaign ... combined to bat .303 in 107 games.

CAREER STATISTICAL BREAKDOWNS

TOTALS	AVG	AB	H	HR	RBI
ANAHEIM	.219	375	82	5	31
Anaheim	.500	6	3	1	1
Arizona	.250	20	5	0	1
Atlanta	.231	13	3	0	0
Baltimore	.364	11	4	0	1
Cincinnati	.100	30	3	0	0
Cleveland	.300	10	3	0	0
Colorado	.308	13	4	0	1
Chicago (AL)	.207	29	6	0	1
Detroit	.400	10	4	1	2
Florida	.600	5	3	0	3
Houston	.179	39	7	1	2
Kansas City	.000	2	0	0	0
Los Angeles	.042	24	1	0	0
Milwaukee	.265	34	9	0	2
Minnesota	.000	1	0	0	0
Montreal	.167	12	2	0	1
New York (AL)	.400	5	2	0	2
New York (NL)	.286	7	2	1	4
Oakland	.000	1	0	0	0
Philadelphia	.167	6	1	0	1
Pittsburgh	.265	34	9	0	4
San Diego	.400	5	2	0	1
San Francisco	.111	9	1	0	1
Seattle	.000	4	0	0	0
St. Louis	.162	37	6	1	3
Texas	.250	8	2	0	0
April	.143	35	5	0	3
May	.221	77	17	1	5
June	.210	81	17	1	6
July	.133	15	2	0	2
August	.167	78	8	1	1
Sept./Oct.	.277	119	33	2	14
Home	.205	185	38	2	14
Road	.232	190	44	3	17
Day	.205	205	42	4	21
Night	.235	170	40	1	10
Grass	.210	334	70	5	29
Turf	.293	41	12	0	2
Pre-ASG	.200	195	39	2	14
Post-ASG	.239	180	43	3	17
vs. LHP	.184	98	18	0	7
vs. RHP	.231	277	64	5	24
Runners in Scoring Position	.235	85	20	0	23
Bases Loaded	.222	9	2	0	4
Pinch Hitting	.000	13	0	0	0
ATL: Turner Field	.231	13	3	0	0
AZ: Chase Field	.125	8	1	0	0
BAL: Camden Yards	.333	1	1	0	1
CHI: WRIGLEY FIELD	.190	158	30	2	13
CIN: Cineray Field	.111	18	2	0	0
CLE: Jacobs Field	.333	9	3	0	0
COL: Coors Field	.182	11	2	0	1
CWS: U.S. Cellular Field	.118	17	2	0	0
DET: Comerica Park	.500	6	3	1	2
FLA: Pro Player Stadium	.600	5	3	0	3
HOU: Minute Maid Park	.273	11	3	0	1
LAA: Angel Stadium	.500	6	3	1	1
LAD: Dodger Stadium	.083	12	1	0	0
MIL: Miller Park	.357	14	5	0	1
MIL: County Stadium	.250	4	1	0	0
MIN: Metrodome	.296	27	8	0	1
MON: Olympic Stadium	.250	4	1	0	0
NY: Shea Stadium	.000	1	0	0	0
NYY: Yankee Stadium	.400	5	2	0	2
PIT: PNC Park	.500	4	2	0	0
PIT: Three Rivers Stadium	.286	7	2	0	1
SEA: Safeco Field	.000	4	0	0	0
SD: Qualcomm Stadium	.400	5	2	0	1
SF: AT&T Park	.000	5	0	0	1
STL: Busch Stadium	.111	18	2	1	1

AUGIE OJEDA'S CAREER BESTS

MOST HITS: 3 (twice), most recently 8/28/04 @ Anaheim
MOST RBI: 3 (twice), most recently 9/3/01 @ Florida
MOST RUNS SCORED: 3, 8/28/04 @ Anaheim
LONGEST HITTING STREAK: 5 games, 9/16-9/25/04

#29 ANGEL PAGAN — OF



FULL NAME: Angel Pagan
 BATS: Switch THROWS: Right HEIGHT: 6-1 WEIGHT: 180 MLS: None
 OPENING DAY AGE: 24, turns 25 on July 2
 BORN: 7/2/81 in Rio Piedras, PR RESIDES: San Juan, PR
 CONTRACT STATUS: Signed through 2006
 FAMILY: Single
 HOW ACQUIRED: Contract purchased from New York (NL) 1/25/06

Pagan's Statistics and Career Transactions

YEAR	TEAM	AVG	G	AB	R	H	2B	3B	HR	RBI	SH	SF	HB	BB	SO	SB	CS	E
2000	— Kingsport-R	.361	19	72	13	26	5	1	0	8	0	0	0	6	8	6	1	2
2001	— Columbia-A	.298	15	57	4	17	1	1	0	5	1	0	0	6	5	3	2	1
	— Brooklyn-A	.315	62	238	46	75	10	2	0	15	3	1	7	22	30	*30	18	4
2002	— Columbia-A	.279	108	458	79	128	14	5	1	36	4	3	0	32	87	52	21	9
	— St. Lucie-A	.343	16	67	12	23	2	1	1	7	1	0	0	7	9	10	2	0
2003	— St. Lucie-A	.249	113	441	64	110	15	5	1	33	11	1	2	35	80	35	15	8
2004	— Binghamton-AA	.287	112	449	71	129	25	8	4	63	4	5	1	42	96	29	5	2
	— Norfolk-AAA	.289	12	45	13	13	3	3	0	1	0	0	0	4	8	4	1	0
2005	— Norfolk-AAA	.271	129	516	69	140	20	10	8	40	9	4	1	49	111	27	15	9
MINOR LEAGUE TOTALS		.282	586	2343	371	661	95	36	15	208	33	14	11	203	434	196	80	35

*Led League

SLG: 2005 — .395

OBP: 2005 — .333

1999 — Selected by New York (NL) in 4th round of draft (scout: Gary LaRoque)
 2006 — Contract purchased by Cubs 1/25/06

Pagan: Facts and Information

Angel's contract was purchased by the Cubs in January and he was added to the 40-man roster — up until this point he had spent his entire career within the New York Mets organization.

- © has a career .964 fielding percentage (35 E/963 TC) and has 31 assists over his six-year career.
- © attended Interviver Community College in Ft. Pierce, Florida.
- © graduated from Republica de Columbia (PR) High School in 1999.

Pagan's 2005 Season

- Angel spent the entire season at Norfolk (AAA) — batted .271 with 20 doubles, 10 triples, 8 home runs and 40 RBI.
- © finished the year with 27 stolen bases ... had four multi-steal games, including a 3-steal affair July 10.
 - © was a home run short of hitting for the cycle May 17 against Richmond ... went 3-for-5 with a single, double, triple and 2 runs scored.
 - © saw action in all three outfield positions — had a .972 fielding percentage (9 E/323 TC).

Pagan's Career Review

2004: The Eastern League all-star spent the majority of the season with Binghamton (AA), where he batted .287 and drove in a career-high 63 runs.

- © had a 18-game hit steak June 10-27, going 32-for-72 (.444) with 4 doubles, a triple, 10 RBI and 7 stolen bases over the stretch.
- © batted .289 with 3 doubles and 3 triples in 12 late-season games for Norfolk (AAA).

2003: Appeared in 113 games for St. Lucie, hitting .249 with 15 doubles, 33 RBI and 35 stolen bases.

- © stole two bases in a single game on six occasions, including back-to-back games July 18-19 and July 22-23.

2002: Combined to hit .288 in 124 games for Columbia (A) and St. Lucie (A).

- © ranked fourth in the South Atlantic League after stealing 52 bases at Columbia ... stole 10 bases in 16 games for St. Lucie, including three stolen bases on August 14.
- © named to the SAL all-star team.

2001: Appeared in 77 games for Columbia (A) and Brooklyn (A).

- © selected as a midseason all-star while playing for Brooklyn.
- © led the New York-Penn league with 30 stolen bases, ranked fifth in runs scored (46) and eighth in batting average (.315).

2000: Started his professional career with the Mets' Kingsport (Rookie) team ... batted .361 in 19 games.

#13 NEIFI PEREZ — IF



FULL NAME: Neifi Diaz Perez
 BATS: Switch THROWS: Right HEIGHT: 6-0 WEIGHT: 175 MLS: 7+126
 OPENING DAY AGE: 32, turns 33 on June 2
 BORN: 6/2/73 in Villa Mella, D.R. RESIDES: Santo Domingo, D.R.
 CONTRACT STATUS: Signed through 2007
 FAMILY: Children — Neifi Jr.
 HOW ACQUIRED: Signed as a minor league free agent 8/19/04

Perez's Statistics and Career Transactions

YEAR	TEAM	AVG	G	AB	R	H	2B	3B	HR	RBI	SH	SF	HP	BB	SO	SB	CS	E
1993	Bend-A	.260	75	296	35	77	11	4	3	32	4	3	2	19	43	19	14	25
1994	Central Valley-A	.239	134	506	64	121	16	7	1	35	19	5	2	32	79	9	7	39
1995	Colorado Springs-AAA	.278	11	36	4	10	4	0	0	2	1	0	0	0	5	1	1	3
	New Haven-AA	.253	116	427	59	108	28	3	5	43	4	1	2	24	52	5	2	18
1996	Colorado Springs-AAA	.316	133	570	77	180	28	12	7	72	4	10	2	21	48	16	13	25
	Colorado	.156	17	45	4	7	2	0	0	3	1	0	0	0	8	2	2	2
1997	Colorado Springs-AAA	.363	68	303	68	110	24	3	8	46	0	3	0	17	27	8	2	8
	Colorado	.291	83	313	46	91	13	10	5	31	5	4	1	21	43	4	3	9
1998	Colorado	.274	162	647	80	177	25	9	9	59	22	4	1	38	70	5	6	20
1999	Colorado	.280	157	690	108	193	27	11	12	70	9	4	1	28	54	13	5	14
2000	Colorado	.287	162	651	92	187	39	11	10	71	7	11	0	30	63	3	6	18
2001	Colorado	.298	87	382	65	114	19	8	7	47	4	1	0	16	49	6	2	10
	Kansas City	.241	49	199	18	48	7	1	1	12	7	3	1	10	19	3	4	5
2002	Kansas City	.236	145	554	65	131	20	4	3	37	5	6	0	20	53	8	9	20
2003	San Francisco	.256	120	328	27	84	19	4	1	31	9	2	0	14	23	3	2	5
2004	San Francisco	.232	103	319	28	74	12	1	2	33	9	4	0	21	35	0	1	6
	Iowa-AAA	.206	10	34	1	7	1	0	0	3	0	0	0	0	5	0	0	0
	CUBS	.371	23	62	12	23	5	0	2	6	2	0	0	3	6	1	0	2
2005	CUBS	.274	154	572	59	157	33	1	9	54	12	4	3	18	47	8	4	12
NL TOTALS		.276	4568	4009	521	1107	194	55	57	405	80	34	6	189	398	45	31	98
AL TOTALS		.238	194	753	83	179	27	5	4	49	12	9	1	30	72	11	13	25
MAJOR LEAGUE TOTALS		.270	1262	4762	604	1286	221	60	61	454	92	43	7	219	470	56	44	123
CUBS TOTALS		.284	177	634	71	180	38	1	11	60	14	4	3	21	53	9	4	14

SLG: 2005 — .383 ... ML Career — .380

OBP: 2005 — .298 ... ML Career — .301

PCT	G	PO	A	E	TC	DP	2005/CAREER	PCT	G	PO	A	E	TC	DP
.975	26	32	47	2	81	10	Second Base	.988	178	348	464	10	822	117
1.000	4	0	1	0	1	0	Third Base	.889	10	3	5	1	9	0
.982	130	175	385	10	570	81	Shortstop	.978	1063	1738	3202	112	5052	775
							Catcher	.990	1	0	0	0	0	0
.982		207	433	12	652	91	ML TOTALS	.979		2089	3671	123	5883	892

LAST APPEARANCE AT CATCHER: 6/7/98 @ Anaheim

1992 — Signed as non-drafted free agent by Colorado
 2001 — On disabled list 4/8-4/23
 2001 — Traded to Kansas City 7/25 for DF Jermaine Dye
 2002 — Filed for free agency 12/2 ... signed by San Francisco 12/22
 2004 — Released 8/17 ... signed by Iowa (Cubs) 8/19

DIVISION SERIES STATISTICS

YEAR	TEAM/OPP	AVG	G	AB	R	H	2B	3B	HR	RBI	SH	SF	HP	BB	SO	SB	CS	E
2003	SF vs.FLA	.333	3	3	1	1	1	0	0	0	0	0	0	1	0	0	0	0

Perez: Facts and Information

Neifi signed with the Cubs in 2004 as a minor league free agent ... the Gold Glover has seen major league action in every season since 1996 with Colorado (1996-2001), Kansas City (2001-2002) and San Francisco (2003).

- Ⓢ has a career .979 fielding percentage and has seen action at second base, third base, shortstop and catcher.
- Ⓢ was awarded a *Rawlings* Gold Glove in 2000.
- Ⓢ played for the Dominican Republic's Junior National Basketball team.
- Ⓢ signed with the Colorado Rockies as a non-drafted free agent just prior to the Rockies' expansion draft.

Perez's 2005 Season

Neifi saw action in 154 games in 2005 – his highest total since 2000, when he was Colorado's everyday shortstop.

- Ⓢ posted 27 two-hit games, 16 three-hit games and one four-hit affair – also had 11 multi-RBI contests.
 - ◆ had four hits June 1 against Los Angeles, notching a double and a 3-run homer in the 9-5 Cubs victory.
- Ⓢ batted .281 (77-274) with 4 home runs and 23 RBI in 74 games at Wrigley Field.
- Ⓢ ended the season with nine roundtrippers, his highest total since hitting 10 home runs for Colorado in 2000.
 - ◆ homered in back-to-back games for the third time in his major league career April 24-25 against Pittsburgh and Cincinnati ... it was the first time since June 10-12, 2001 that he had accomplished this feat.
- Ⓢ had a 14-game hitting streak May 23-June 5 (27-64) ... it was his sixth career double-digit hitting streak.
- Ⓢ notched eight bunt hits on the year, giving him 90 for his career ... he ranks 11th on the all-time list.

Perez's Career Review

2004: Neifi batted .371 in 23 late-season games for the Cubs.

- Ⓢ was selected by the big league club from Iowa (AAA) on September 1 ... had signed with the Triple-A affiliate August 19 – after being released by the San Francisco Giants two days prior.
- Ⓢ made 12 starts at shortstop and hit .358 in his starts.
 - ◆ went 4-for-4 with a double and an RBI in his first start at shortstop on September 10 – in the Cubs 11-2 win over Florida.
- Ⓢ was the first Cub since 1969 – the advent of divisional play – to open his Cub career by going 6-for-6.
- Ⓢ was 3-for-3 in pinch-hit appearances for the Cubs – and .462 for the 2004 campaign, raising his career pinch-hit average to .306.
- Ⓢ hit his first homer as a Cub September 13 – a solo shot off Pittsburgh's Frank Brooks.
- Ⓢ hit .232 with 2 homers and 33 RBI in 103 games for San Francisco.
 - ◆ the switch hitter combined to bat .255 in 126 games for the Giants and the Cubs.

2003: Returned to the senior circuit after he was claimed off waivers by San Francisco.

- Ⓢ rebounded offensively and defensively from a challenging 2002 season, hitting .256 with 24 extra-base hits and 31 RBI.
- Ⓢ posted a .989 fielding percentage (5 E/436 TC), seeing action at second base, third base and shortstop.
- Ⓢ hit .296 (8-27) with 5 RBI as a pinch hitter – despite entering the season with a .111 average (1-9) in that role.
- Ⓢ collected his 1,000th career hit July 1 at St. Louis, hitting a bunt single off Woody Williams.

- Ⓢ snapped a 348-game homerless streak September 13 vs. Milwaukee, hitting a 2-run shot off Glendon Rusch ... his last homer had come September 2, 2002, at Oakland.
- Ⓢ saw his first career postseason action.
- Ⓢ played winter ball, hitting .315 (34-108) in 29 games for Escogido (Dominican Republic).

2002: Spent his only full season in the American League, hitting .236 with 27 extra-base hits and 37 RBI in 145 games for the Royals.

- Ⓢ struggled defensively, posting a career-low .971 fielding percentage (20 E/698 TC).
- Ⓢ had 31 multi-hit games – including his 15th career four-hit game on September 2.
 - ◆ in that contest, he went 4-for-5 with a solo homer off Oakland's Barry Zito.
- Ⓢ hit .319 in 19 games for Escogido in the Dominican Republic's winter ball league.

2001: Combined to bat .279 in 136 games for Colorado and Kansas City – he was acquired by the Royals at the July trading deadline.

- Ⓢ was hitting a career-best .298 for Colorado at the time of the trade, and had already recorded 65 runs and 47 RBI.
- Ⓢ had a career-high 17-game hitting streak June 1-19, going 28-for-81 (.346) with 4 homers and 11 RBI.
- Ⓢ struggled in his transition to the American League, batting just .241 with 12 RBI in 49 games.
- Ⓢ combined to record 45 multi-hit games, including 3 four-hit affairs.

2000: Won his first career *Rawlings* Gold Glove award, posting a .978 fielding percentage (18 E/829 TC) and turning 120 double plays.

- Ⓞ led all major league shortstops in starts (160), putouts (288), assists (523) and total chances ... was second in double plays.
 - ◆ ranked third among NL shortstops in fielding percentage.
- Ⓞ was one of four big leaguers to appear in all 162 games of the season – it was the second time in his career he had done so.
- Ⓞ hit .287 with 39 doubles, 11 triples, 10 homers and 71 RBI.
 - ◆ set career marks in doubles and RBI and tied his career-best triples total of the previous year.
- Ⓞ recorded 52 multi-hit games and had three 4-hit games – two of which came over a three-game span.
 - ◆ went 4-for-6 August 22 vs. Atlanta, doubling and driving in a pair of runs.
 - ◆ bettered that effort August 25 at Pittsburgh, going 4-for-4 with 3 doubles and 2 RBI.
- Ⓞ tied another career high when he drove in 4 runs June 28 vs. San Francisco.
- Ⓞ tied a club record April 28 and August 25, hitting 3 doubles in each of the contests.
- Ⓞ hit safely in 10 straight games September 11-21 for his fourth career double-digit hitting streak.
- Ⓞ homered in the leadoff spot September 6 off the Cubs' Kerry Wood.

1999: Established career marks in hits (193), triples (11), home runs (12), stolen bases (13) and runs scored (108).

- Ⓞ hit .280 with 27 doubles and 70 RBI in 157 games.
- Ⓞ led the National League in at-bats (690) and tied for the league lead in triples ... ranked fifth in both hits and multi-hit games (60).
- Ⓞ recorded his third career double-digit hitting streak, hitting safely over a 12-game span September 10-22.
- Ⓞ homered in both games of a doubleheader July 3 vs. San Diego.
 - ◆ hit a 3-run homer off Woody Williams in the first game and followed up with his first career grand slam (off Heath Murray) in the second game.
 - ◆ combined to go 4-for-9 with 2 homers, 2 runs scored and 8 RBI over the two games.
 - ◆ posted 4 RBI in each game – for his first two career 4-RBI games.
- Ⓞ committed just 14 errors in 755 total chances (.981 fielding percentage).

1998: Was on an Opening Day roster for the first time in his career – and went on to see action at shortstop in all 162 of Colorado's games.

- Ⓞ joined teammate Vinny Castilla as the first two Colorado Rockies to appear in every game in a season.
- Ⓞ batted .274 with 25 doubles, 9 triples, 9 homers and 59 RBI.
- Ⓞ led the NL with 20 bunt hits and 22 sacrifices ... also was tied for the league lead in appearances, tied for third in triples and ranked fourth in at-bats (647).

- Ⓞ notched his first career double-digit hitting streak July 27-August 11, hitting .393 (24-61) over the 15-game span.
 - ◆ also had a 13-game streak August 30-September 12.
- Ⓞ hit for the cycle July 25 vs. St. Louis, going 4-for-4 ... did not homer again until September 27 vs. San Francisco, when he hit a game-winning homer off Robb Nenn that sent the Giants to Wrigley Field for a one-game playoff for the NL Wild Card spot.

1997: Split the season between Colorado and Colorado Springs (AAA), combining to hit .326 in 151 games.

- Ⓞ opened the season at Triple-A, where he hit .363 with 24 doubles, 8 homers and 46 RBI in 68 games.
- Ⓞ was once again honored as a Pacific Coast League all-star shortstop and as a *Baseball America* Triple-A all-star.
- Ⓞ was promoted to Colorado June 19 and started 79 of the remaining 91 games.
- Ⓞ batted .291 for the big league club, notching 13 doubles, 10 triples, 5 homers and 31 RBI.
 - ◆ his 10 triples ranked second in the NL.
- Ⓞ hit his first major league homer in his first game of the season with Colorado, tagging San Diego's Andy Ashby for a solo homer in a 5-2 Colorado loss.
- Ⓞ had 25 multi-hit games, including a career-high 5-hit affair in the final game of the season.
 - ◆ was 5-for-5 with a double and 3 RBI September 28 vs. Los Angeles.
 - ◆ also had 4 hits July 25 vs. the Cubs, doubling and scoring 3 runs.
- Ⓞ tied a National League record for double plays turned by a shortstop in a 9.0-inning game when he turned 5 in the June 26 contest.

1996: Made his major league debut in his fourth professional campaign – and was also named Colorado's minor league player of the year.

- Ⓞ his contract was purchased August 31 and he made his ML debut that night, hitting in the lead-off spot for the Rockies.
- Ⓞ recorded his first big league hit September 12 vs. Atlanta (off John Smoltz), going 2-for-4 with 2 RBI and 2 runs scored.
- Ⓞ spent the majority of the season at Colorado Springs (AAA), where he hit .316 in 133 games.
 - ◆ had 77 runs scored, 28 doubles and 72 RBI.
 - ◆ hit for the cycle August 25 at Salt Lake.
- Ⓞ was honored by *Baseball America* as a Triple-A all-star, was an all-star shortstop for the Pacific Coast League and was named the league's fourth-best prospect.
- Ⓞ ranked among league leaders in several categories, as he was first in at-bats (570), second in triples (12) and hits (180), fourth in total bases (253) and fifth in games.

1995: Began his third professional campaign at Triple-A but spent most of the year in Double-A.

- Ⓞ was 10-for-36 (.278) with 4 doubles and 2 RBI in 11 games for Colorado Springs (AAA).

Ⓢ batted .253 in 116 games for New Haven (AA) — where he led the league with a .967 fielding percentage at shortstop.

1994: Hit .239 in his second season ... also had 64 runs scored, 24 extra-base hits and 35 RBI.

Ⓢ led the California League in games (134), total chances (650), putouts (223) and double plays (86) — also was fifth in triples (7).

Ⓢ was named to the league's all-star team.

1993: Signed a non-drafted free agent contract with Colorado just prior to the expansion draft.

Ⓢ hit .260 with 11 doubles, 4 triples, 3 homers and 32 RBI in 75 games for Bend (A).

Ⓢ averaged just over 1.0 hit per game, as he had 77 hits for the season — ranking fifth in the Northwest League in that category.

Ⓢ in addition, he was second in the league in at-bats (296) and third in games played.

Perez's 2005 and Career Statistical Breakdowns

AVG	AB	H	HR	RBI	2005/CAREER	AVG	AB	H	HR	RBI	CAREER BY PARK	AVG	AB	H	HR	RBI
.274	572	157	9	54	TOTALS	.270	4762	1286	61	454	ATL: Turner Field	.282	110	31	0	8
.176	17	3	0	1	Arizona	.234	273	64	4	27	AZ: Chase Field	.223	139	31	1	10
.179	28	5	0	2	Atlanta	.297	202	60	1	20	BAL: Camden Yards	.118	34	4	0	1
.000	0	0	0	0	Baltimore	-.148	61	9	0	3	BOS: Fenway Park	.083	12	1	0	1
.231	13	3	0	0	Boston	-.156	45	7	0	3	CHI: Wrigley Field	.296	371	110	8	36
.167	24	4	0	0	Chicago (AL)	.248	125	31	0	3	CIN: Cinergy Field	.360	75	27	1	5
.000	0	0	0	0	Chicago (NL)	.307	179	55	7	22	CIN: Great American	.200	60	12	0	5
.208	48	10	1	7	Cincinnati	.268	254	68	2	26	CLE: Jacobs Field	.171	35	6	0	5
.000	0	0	0	0	Cleveland	.186	70	13	0	7	COL: Coors Field	.320	1504	482	33	200
.433	30	13	2	6	Colorado	.391	110	43	3	17	CWS: U.S. Cellular Field	.195	77	15	0	1
.000	0	0	0	0	Detroit	.253	83	21	1	11	DET: Comerica Park	.243	37	9	1	2
.281	32	9	0	3	Florida	.282	213	60	0	24	FLA: Dolphins Stadium	.213	89	19	0	7
.254	59	15	0	2	Houston	.282	234	66	2	18	HOU: Astrodome	.327	49	16	1	4
.000	0	0	0	0	Kansas City	.250	4	1	0	0	HOU: Minute Maid Park	.232	69	16	0	6
.000	0	0	0	0	Los Angeles (AL)	.270	115	31	0	4	KC: Kauffman Stadium	.255	361	92	1	28
.391	23	9	1	4	Los Angeles (NL)	.270	326	88	2	30	LAA: Angel Stadium	.288	52	15	0	2
.261	46	12	0	5	Milwaukee	.308	195	60	3	15	LAD: Dodger Stadium	.245	147	36	2	16
.000	0	0	0	0	Minnesota	.291	103	30	1	5	Mex: Monterrey Stadium	.200	5	1	0	1
.000	14	0	0	0	New York (AL)	.195	41	8	0	3	MIL: County Stadium	.281	57	16	0	4
.238	21	5	0	1	New York (NL)	.267	221	59	4	19	MIL: Miller Park	.261	46	12	0	4
.000	0	0	0	0	Oakland	.341	126	43	2	18	MIN: Metrodome	.294	51	15	0	1
.273	22	6	1	2	Philadelphia	.265	181	48	1	15	MON: Olympic Stadium	.272	103	28	1	8
.460	50	23	2	8	Pittsburgh	.308	250	77	8	29	NY: Shea Stadium	.218	110	24	2	4
.315	54	17	1	9	St. Louis	.286	266	76	4	28	NY: Yankee Stadium	.120	25	3	0	1
.484	31	15	1	2	San Diego	.263	315	83	7	36	OAK: McAfee Coliseum	.394	66	26	1	8
.182	22	4	0	2	San Francisco	.257	272	70	5	37	PHI: Citizens Bank Park	.455	11	5	0	1
.000	0	0	0	0	Seattle	.198	91	18	2	7	PHI: Veterans Stadium	.216	74	16	0	6
.000	0	0	0	0	Tampa Bay	.226	31	7	0	1	PIT: PNC Park	.358	53	19	1	6
.000	0	0	0	0	Texas	.239	109	26	1	4	PIT: Three Rivers	.247	77	19	1	5
.083	12	1	0	0	Toronto	.103	39	4	0	3	PR: Birkhof Stadium	.222	9	2	0	1
.115	26	3	0	0	Washington	.263	228	60	1	19	SD: PETCO Park	.351	37	13	1	5
.368	68	25	3	12	March/April	.263	635	167	6	72	SD: Qualcomm Stadium	.176	108	19	2	8
.259	108	28	2	9	May	.285	800	228	12	79	SEA: Kingdome	.231	13	3	1	3
.229	109	25	2	8	June	.266	816	217	15	84	SEA: Safeco Field	.154	39	6	0	1
.233	103	24	1	12	July	.267	839	224	10	82	SF: 3Com Park	.171	70	12	0	2
.247	75	26	1	6	August	.268	885	237	8	63	SF: AT&T Park	.216	370	80	1	32
.266	109	29	0	7	Sept./Oct.	.271	787	213	10	74	STL: Busch Stadium	.258	120	31	1	12
.281	274	77	4	23	Home	.292	2403	702	39	273	TB: Tropicana Field	.158	19	3	0	0
.268	298	80	5	31	Road	.248	2359	584	22	181	TEX: Ameriquest Field	.170	53	9	1	2
.293	283	83	4	26	Day	.292	1772	518	27	195	TOR: Rogers Centre	.091	11	1	0	2
.256	289	74	5	28	Night	.257	2990	768	34	259	WAS: RFK Stadium	.071	14	1	0	0
.274	572	157	9	54	Grass	.271	4298	1164	56	419						
.000	0	0	0	0	Artificial	.263	464	122	5	35						
.264	326	86	7	32	Pre-ASG	.271	2506	680	35	264						
.289	246	71	2	22	Post-ASG	.269	2256	606	26	190						
.267	150	40	5	16	vs. LHP	.273	1322	361	35	153						
.277	422	117	4	38	vs. RHP	.269	3440	925	26	301						
.271	133	36	4	46	Runners in Scoring Position	.265	1106	293	12	371						
.286	14	4	1	10	Bases Loaded	.229	96	22	2	66						
.000	8	0	0	1	Pinch Hitting	.263	57	15	0	8						

NEIFI PEREZ'S CAREER BESTS

LEADOFF HOMERS: 6/21/98 vs. Arizona (Brian Anderson), 7/21/98 @ Houston (Mike Hampton), 5/15/99 @ Arizona (Randy Johnson), 9/6/00 vs. Chicago (Kerry Wood)
GRAND SLAMS: 7/31/99-2 vs. San Diego (Heath Murray)
HITTING FOR THE CYCLE: 7/25/98 vs. St. Louis

MOST HITS: 5, 9/28/97 vs. Los Angeles ... also has 20 four-hit games
MOST RBI: 4 (nine times), most recently 7/24/05 @ St. Louis
MOST RUNS SCORED: 4, 8/12/00 @ Montreal
LONGEST HITTING STREAK: 17 games, 6/1-6/19/01 ... also has five other double-digit hitting streaks

#68 FELIX PIE — OF



FULL NAME: Felix Pie
 BATS: Left THROWS: Left HEIGHT: 6-2 WEIGHT: 170 MLS: 0
 OPENING DAY AGE: 21
 BORN: 2/8/85 in La Romana, D.R. RESIDES: La Romana, D.R.
 CONTRACT STATUS: Signed through 2006
 FAMILY: Single
 HOW ACQUIRED: Signed by Cubs as non-drafted free agent 7/2/01

Pie's Statistics and Career Transactions

YEAR	TEAM	AVG	G	AB	R	H	2B	3B	HR	RBI	SH	SF	HP	BB	SO	SB	CS	E
2002	Mesa-R	.321	*55	218	42	70	16	*13	4	37	1	4	4	21	47	17	8	5
	Boise-A	.125	2	8	1	1	1	0	0	1	0	0	0	1	1	0	0	0
2003	Lansing-A	.285	124	505	72	144	22	9	4	47	3	0	6	41	98	19	13	5
2004	Daytona-A	.301	106	415	79	125	17	10	8	47	7	5	5	39	113	32	16	5
2005	West Tenn-AA	.304	59	240	41	73	17	5	11	25	1	3	2	16	53	13	9	4
MINOR LEAGUE TOTALS		.298	346	1386	235	413	73	37	27	157	12	12	17	118	312	81	46	19

SLG: 2005 - .554

OBP: 2005 - .349

2001 - Signed by Cubs as non-drafted free agent 7/2
 2005 - On disabled list 6/17-9/19 ... broken right ankle

Pie: Facts and Information

Felix was signed by the Cubs as a non-drafted free agent in July, 2001.

- Ⓞ was added to the Cubs 40-man roster prior to the 2006 season after spending his first four seasons in the Cubs minor league system.
- Ⓞ has participated in Major League Baseball's Futures Game for the World Team during the 2003, 2004 and 2005 seasons.
- Ⓞ is a native of La Romana, Dominican Republic.

Pie's 2005 Season

Felix spent the entire season at West Tenn (AA), batting .304 with 11 home runs and 25 RBI in 59 games.

- Ⓞ named to the Southern League midseason all-star team.
- Ⓞ selected by *Baseball America* as the eighth-best prospect in the Southern League and the best prospect in the Cubs organization.
- Ⓞ had a 12-game hitting streak from May 2-15, batting .388 (19-49) with 3 home runs over the span.
- Ⓞ began the season by batting .358 (29-81) during 20 games in April with 17 runs scored.
- Ⓞ did not appear in a game after June 16, as he broke his right ankle while sliding into third base while legging out a triple.

Pie's Career Review

2004: Felix saw action in 106 games for Daytona (A), batting .301 while stealing a career-high 32 bases.

- Ⓞ was selected as a Florida State League postseason all-star.
- Ⓞ honored by *Baseball America* as the second-best prospect in the Cubs organization ... the publication also honored Pie as the best athlete, best defensive outfielder and as having the best outfield arm in the organization.
- Ⓞ had 38 multi-hit games - including a six-game stretch May 28-June 2, when he went 16-27 (.593) with 5 extra-base hits and 5 RBI.

2003: Pie appeared in 124 games for Lansing (A), batting .285 with a career-high 22 doubles and 47 RBI.

- Ⓞ selected as a Midwest League postseason all-star.
- Ⓞ had a pair of 4-hit games, going 4-for-4 with 2 RBI June 23 and 4-for-5 July 19.

2002: Made his professional debut by batting .321 in 55 games for the Mesa (Rookie) Cubs.

- Ⓞ led the league with 13 triples.
- Ⓞ selected as the Arizona League co-MVP (along with teammate Matt Creighton) and was selected to the league postseason all-star squad.
- Ⓞ honored by *Baseball America* as the league's top prospect.
- Ⓞ appeared in two games for Boise (A), going 1-for-8 with 1 RBI.

#9 JUAN PIERRE — OF



FULL NAME: Juan D'Vaughn Pierre
 BATS: Left THROWS: Left HEIGHT: 6-0 WEIGHT: 180 MLS: 5+56
 OPENING DAY AGE: 28, turns 29 on August 14
 BORN: 8/14/77 in Mobile, AL RESIDES: Sunny Isles, FL
 CONTRACT STATUS: Signed through 2006
 FAMILY: Single
 HOW ACQUIRED: Traded from Florida 12/7/05 as part of a four-player deal

Pierre's Statistics and Career Transactions

YEAR TEAM	AVG	G	AB	R	H	2B	3B	HR	RBI	SH	SF	HP	BB	SO	SB	CS	E
1998 — Portland-A	.352	64	264	55	93	9	2	0	30	4	1	2	19	11	*38	9	5
1999 — Asheville-A	.320	*140	*585	93	*187	28	5	1	55	11	6	8	38	37	66	19	4
2000 — Colorado Springs-AAA	.471	4	17	3	8	0	1	0	1	0	0	0	0	0	1	1	0
Carolina-AA	.326	107	439	63	143	16	4	0	32	8	4	5	33	26	46	12	2
Colorado	.310	51	200	26	62	2	0	0	20	4	1	1	13	15	7	6	3
2001 — Colorado	.327	156	617	108	202	26	11	2	55	14	1	10	41	29	+46	17	8
2002 — Colorado	.287	152	592	90	170	20	5	1	35	8	0	9	31	52	47	12	2
2003 — Florida	.305	+162	*668	100	204	28	7	1	41	15	3	5	55	35	*65	20	3
2004 — Florida	.326	+162	*678	100	*221	22	*12	3	49	15	2	8	45	35	45	24	2
2005 — Florida	.276	+162	656	96	181	19	13	2	47	10	2	9	41	45	57	17	4
MAJOR LEAGUE TOTALS	.305	845	3411	520	1040	117	48	9	247	66	9	42	226	211	267	96	22

*Led League ... +Tied For League Lead
 SLG: 2005 — .354 ... ML Career — .375 OBP: 2005 — .326 ... ML Career — .355

PCT	G	PO	A	E	TC	DP	2005/CAREER	PCT	G	PO	A	E	TC	DP
.988	160	332	7	4	343	3	Center Field	.989	836	1938	24	22	1984	11

1998 — Selected by Colorado in 13th round of the draft
 2002 — Traded to Florida 11/20 with P Mike Hampton to Florida for OF Preston Wilson, C Charles Johnson, IF Pablo Ozuna and P Vic Darenbourg
 2005 — Traded to Cubs 12/7 for P Sergio Mitre, P Ricky Nolasco and P Renyel Pinto

DIVISION SERIES STATISTICS

YEAR TEAM/OPP	AVG	G	AB	R	H	2B	3B	HR	RBI	SH	SF	HP	BB	SO	SB	CS	E
2003 — Fla vs. SF	.263	4	19	5	5	1	0	0	3	0	0	0	1	1	1	0	0

LEAGUE CHAMPIONSHIP SERIES STATISTICS

YEAR TEAM/OPP	AVG	G	AB	R	H	2B	3B	HR	RBI	SH	SF	HP	BB	SO	SB	CS	E
2003 — Fla vs. CUBS	.303	7	33	5	10	1	2	0	1	1	0	0	2	1	1	3	0

WORLD SERIES STATISTICS

YEAR TEAM/OPP	AVG	G	AB	R	H	2B	3B	HR	RBI	SH	SF	HP	BB	SO	SB	CS	E
2003 — Fla vs. NY (AL)	.333	6	21	2	7	2	0	0	3	0	0	1	5	2	1	1	0

JUAN PIERRE'S CAREER BEST

GAME-OPENING HOMERS: 2 — 6/23/04 @ Atlanta (John Thomson), 7/7/05 vs. Milwaukee (Victor Santos)
 MOST HITS: 5 (four times), most recently 10/2/05 vs. Atlanta ... also has 18 4-hit games
 MOST RBI: 4 (twice), most recently 5/24/04 vs. Arizona
 MOST RUNS SCORED: 4 (four times), most recently 6/13/04 @ Detroit
 MOST STOLEN BASES: 3 (six times), most recently 5/8/05 vs. Colorado ... also has 32 2-steal games
 LONGEST HITTING STREAK: 16 games (twice), most recently 8/20-9/9/04 ... also has eight other double-digit hitting streaks
 INSIDE THE PARK HOME RUN: 6/13/04 vs. Detroit

Pierre: Facts and Information

Juan was acquired in December from the Florida Marlins in exchange for pitchers Sergio Mitre, Ricky Nolasco and Renyel Pinto ... in addition to the Marlins, Pierre saw big league action with Colorado (2000-2002).

- Ⓢ was traded to Florida as part of a six-player deal following the 2002 season.
- Ⓢ was a member of the 2003 World Championship Florida Marlins.
- Ⓢ is a two-time winner of the Lou Brock Award (2001 and 2003), presented annually to the stolen base leader in the National League.
 - ◆ was honored by the Negro Leagues Baseball Museum in 2003, receiving the James "Cool Papa" Bell Award.
- Ⓢ has led the National League or finished second in the league in stolen bases every year since 2001 — as he has stolen at least 40 bases each season.
 - ◆ leads all major leaguers in steals since the 2001 season, as he has 260 steals to Ichiro Suzuki's 190.
- Ⓢ ranks second in the NL (dating back to 2000) in triples and third in hits.
- Ⓢ is third in bunt hits among all active players, trailing Kenny Lofton (187) and Omar Vizquel (136).
- Ⓢ has hit .300 or better in four seasons, doubled 20 or more times in four seasons and played in all 162 games in three seasons.
- Ⓢ began his professional career in 1998 after being selected by Colorado in the 13th round of the June draft out of the University of South Alabama.
- Ⓢ graduated from Alexandria (LA) High School and attended Galveston Junior College (TX).

Pierre's 2005 Season

Juan tied or set career marks in games (162) and triples (13) in his final season with the Marlins.

- Ⓢ was tied for the league lead in games played and ranked second in triples and stolen bases (57) and ninth in hits (181).
- Ⓢ batted .276 with 19 doubles, 2 homers and 47 RBI.
- Ⓢ struck out just 45 times in 656 at-bats and finished third in the league in fewest plate appearances per strikeout (15.98).
 - ◆ struck out for the first time in 2005 on April 20 vs. New York (NL) ... it was his first strikeout in 82 plate appearances (dating back to 2004), the longest such active streak in the majors and the second longest of his career (147).
- Ⓢ hit .625 (5-8) with 13 RBI with the bases loaded.
- Ⓢ stole 2 or more bases in 10 games, including a 3-steal affair on May 8 against Colorado.
 - ◆ the 3 steals in a single game tied a career-high.
- Ⓢ notched 53 multi-hit games, tying for seventh in the NL.
- Ⓢ hit his second career leadoff home run July 7 off Milwaukee's Victor Santos.
- Ⓢ tied a career-high when he collected 5 hits on both May 8 and October 2 ... all 5 hits in each of the games were singles.
 - ◆ they were Pierre's third and fourth career 5-hit games and tied a club record for most hits in a game.
- Ⓢ singled off St. Louis' Matt Morris on August 30 for his 1,000th career hit.
- Ⓢ homered April 26 off Colorado's Jamey Wright ... it was Pierre's first roundtripper at Coors Field, snapping a streak of 728 at-bats in Colorado (which was the longest streak among players).
- Ⓢ committed just 4 errors in 343 total chances (.988), ranking ninth in the league in fielding percentage among center fielders ... was third among NL center fielders in assists (7).

Pierre's Career Review

2004: Played every inning of Marlins baseball, hitting .326 with 22 doubles, 12 triples and 49 RBI.

- Ⓢ his .326 average was the second-highest in franchise history.
- Ⓢ was the only player in the majors to appear in every inning and just one of three players to do so since 1971.
- Ⓢ stole 45 bases (for his fourth straight 40-plus steals season) and scored 100 runs.
- Ⓢ established career marks in at-bats (678), hits (221), triples and homers (3).
 - ◆ led the NL in at-bats and hits and was tied for the league lead in three-base hits.
- Ⓢ had a career-high 70 multi-hit games.
 - ◆ of those, 18 were 3-hit affairs and four were 4-hit contests.
- Ⓢ struck out just 35 times in 748 total plate appearances (1/21.37).
- Ⓢ ranked third among all National League outfielders in fielding percentage (.995), committing 2 errors in 369 total chances.
- Ⓢ tied a career-high when he hit safely in 16 straight contests August 20-September 9.
 - ◆ batted .508 (33-65) with 8 extra-base hits and 10 RBI over the span ... also had 11 stolen bases and scored 14 runs.
 - ◆ also had a 12-game hitting streak to close out the season ... batted .407 over the stretch.
- Ⓢ hit his first career inside-the-park home run on June 13 off Detroit's Craig Dingman.

- Ⓞ homered for the second time of the season on June 23, tying his career-high ... the leadoff homer (off Atlanta's John Thomson) was the first of his career.

2003: Was named the Marlins most valuable player by the South Chapter of the Baseball Writers Association of America after a season in which he batted .305 with 28 doubles, 7 triples and 41 RBI in 162 games.

- Ⓞ also stole 65 bases and scored 100 runs.
 - ◆ had 8 multi-steal games – including three 3-steal affairs.
- Ⓞ established career highs and franchise marks in hits (204), at-bats (668), steals and singles (168).
 - ◆ also set a franchise mark with 60 multi-hit games, but fell two shy of his career high.
 - ◆ led the majors in stolen bases and singles; led the NL in at-bats, infield singles (45) and bunt singles (29); and ranked third in the NL in hits and fourth in multi-hit games.
 - ◆ was the first Marlin in franchise history to surpass the 200-hits mark.
- Ⓞ was honored with the Lou Brock Award as he led the NL in stolen bases.
- Ⓞ ranked second among NL center fielders with a .993 fielding percentage, committing 3 errors in 411 total chances.
- Ⓞ was the toughest player in the majors to strike out, as he was fanned just once every 21.3 plate appearances (35/747).
- Ⓞ scored 100 runs for the second time in his career (108 in 2001), becoming the fourth Marlin to cross the plate 100 times in a season.
- Ⓞ opened the year with a 12-game hitting streak, adding to his 3-game streak to wrap up the 2002 season ... batted .415 (27-65) with 7 stolen bases and 15 runs scored over the 15-game span.
 - ◆ the 12-game streak to open the season was a franchise record.
 - ◆ also had an 11-game and 14-game hitting streak during the season.
- Ⓞ drove in a career-high 4 runs on September 17 in an 11-4 defeat of Philadelphia.
 - ◆ was 4-for-6 with a pair of doubles ... also scored a pair of runs and had a stolen base.
- Ⓞ hit his first homer in a Marlins uniform on September 4 ... the solo homer off Pittsburgh's Salomon Torres was his first since the final game of the 2002 season (a span of 573 at-bats).
- Ⓞ was acquired by Florida following the 2002 season with pitcher Mike Hampton in exchange for infielder Pablo Ozuna, outfielder Preston Wilson, catcher Charles Johnson and pitcher Vic Darenbourg.

2002: Reached the 20-doubles and 45-steals mark for the second straight year, as he collected 20 two-base hits and 46 stolen bases in 152 games.

- Ⓞ hit .287 with 35 RBI and 90 runs scored.
- Ⓞ ranked ninth in the league in strikeouts per total plate appearances (1/12.3), as he had 52 strikeouts in 640 plate appearances.

- Ⓞ had 47 multi-hit games, including three 4-hit games and one 5-hit affair.

- ◆ was 5-for-6 on September 21, scoring 3 runs and driving in 2 in the Rockies' 15-8 defeat of Arizona ... the 5 singles tied a career-high and a franchise mark.
- ◆ had gone 4-for-5 the previous day, setting a franchise mark for most hits over a two-game span.
- Ⓞ batted .422 (38-90) with 10 extra-base hits and 10 RBI in 23 games in September.
- Ⓞ ranked second in the NL in steals.
- Ⓞ led all major leaguers with 155 infield hits and led the NL with 24 bunt singles.
- Ⓞ recorded a career-best .995 fielding percentage, committing just 2 errors in 367 total chances.
 - ◆ ranked third among NL center fielders in fielding percentage.

2001: Crafted a .327 average in 156 games for the Rockies ... also stole 46 bases and set career marks in RBI (55) and runs scored (108).

- Ⓞ ranked ninth in the NL in average and fourth in average against right-handed pitching (.337).
- Ⓞ tied Philadelphia's Jimmy Rollins for most stolen bases in the NL ... as such, shared the Lou Brock Award with Rollins.
- Ⓞ ranked second in the NL and fourth in the majors in hits, surpassing the 200-hits mark for the first time in his career.
- Ⓞ set a club record with 163 singles and tied the franchise mark for triples (11).
- Ⓞ joined Eric Young as the only Rockies in club history to steal more than 40 bases ... was tied for the league lead in steals.
 - ◆ stole third base 14 times.
- Ⓞ had 62 multi-hit games, including 13 3-hit contests and five 4-hit affairs.
 - ◆ ranked fourth in the league in multi-hit games.
- Ⓞ led the league with 51 infield hits.
- Ⓞ struck out just 29 times in 683 plate appearances ... that ratio (23.6) was the best in franchise history and the best in the majors.
- Ⓞ had three double-digit hitting streaks, including a season-high 12-game streak May 25-June 8 ... was 19-for-53 with 4 steals and 8 runs scored during the streak.
- Ⓞ homered in the ninth inning off Houston's Jose Lima on June 18 for his first career roundtripper.

2000: Made his major league debut in his third professional season, batting .310 and driving in 20 runs in 51 games for Colorado.

- Ⓞ opened the year at Carolina (AA), batting .326 in his first 107 games above Single-A ... was a *Baseball America* Southern League all-star.
 - ◆ led the league in average and strikeouts per total plate appearances (1/18.81), ranked second in stolen bases (46) and fifth in hits (143).
- Ⓞ had 40 multi-hit games – including one 5-hit affair – at Double-A.
- Ⓞ was promoted to Colorado Springs (AAA) August 2 and made his Triple-A debut the next day.
 - ◆ was 8-for-17 in his only four games for Colorado Springs.

- Ⓢ was promoted to the big league squad August 7, making his big league debut as a pinch runner that night.
- Ⓢ made his first start in the majors the next day, going 2-for-5 with a double and a run scored in a 6-1 defeat of the Pirates.
 - ◆ hit an infield single to lead off the game (off Jose Silva) for his first ML hit.
- Ⓢ opened his career with a 16-game hitting streak, batting .359 (23-64) with 7 RBI, 5 stolen bases and 12 runs scored.
 - ◆ the streak was the longest in the majors to open a career since 1975.
- Ⓢ collected his first Major League RBI on August 10 in St. Louis.
- Ⓢ had a 15-game hitting streak September 6-22, going 18-for-66 over the stretch.
 - ◆ was the first rookie to record multiple 15-game hitting streaks in a season since Kent Hrbek in 1982.
- Ⓢ went 5-for-5 on September 4 against the Cubs, tying a club record for most hits in a game and establishing a career-high.

- 1999:** Batted .320 in 140 games for Asheville (A) and was a South Atlantic League all-star.
 - ◆ doubled 28 times and had 5 triples and 55 RBI.
 - ◆ stole a career-high 66 bases and scored 93 runs.
 - ◆ led the league in at-bats (585), hits (187), games and strikeouts per total plate appearance (1/17.51).
 - ◆ also ranked second in the league in steals, third in batting average and fifth in runs.
- 1998:** Began his professional career after being selected in the 13th round of the draft out of the University of South Alabama.
 - Ⓢ batted .352 with 11 extra-base hits and 30 RBI in 64 games for Portland (A).
 - ◆ in addition, the outfielder scored 55 runs, drew 19 walks to his 11 strikeouts and stole 38 bases.
 - ◆ led the Northwest League in average, strikeouts per total plate appearances (1/26.36) and stolen bases – and ranked fourth in hits (93).
 - ◆ was a Northwest League all-star outfielder.

Pierre's 2005 and Career Statistical Breakdowns

AVG	AB	H	HR	RBI	2005/CAREER	AVG	AB	H	HR	RBI	CAREER BY PARK	AVG	AB	H	HR	RBI
.276	656	181	2	47	TOTALS	.305	3411	1040	9	247	ATL: Turner Field	.227	150	34	0	2
.259	27	7	0	3	Arizona	.367	248	91	1	28	AZ: Chase Field	.322	115	37	1	11
.269	78	21	0	4	Atlanta	.269	308	83	1	12	BOS: Fenway Park	.435	23	10	0	1
.000	0	0	0	0	Boston	.435	23	10	0	1	CH: WRIGLEY FIELD	.282	71	20	0	7
.000	0	0	0	0	Chicago (AL)	.308	13	4	0	2	CIN: Cinergy Field	.205	39	8	0	3
.278	36	10	0	4	Chicago (NL)	.290	124	36	0	10	CIN: Great American	.167	36	6	0	2
.190	21	4	0	0	Cincinnati	.234	128	30	0	11	CLE: Jacobs Field	.182	11	2	0	1
.000	0	0	0	0	Cleveland	.238	21	5	0	1	COL: Coors Field	.331	741	245	1	56
.400	25	10	1	4	Colorado	.352	71	25	1	5	CWS: U.S. Cellular Field	.600	10	6	0	0
.000	0	0	0	0	Detroit	.455	11	5	1	1	DET: Comerica Park	.455	11	5	1	1
.000	0	0	0	0	Florida	.328	61	20	0	5	FLA: Dolphins Stadium	.311	979	304	3	67
.250	24	6	0	0	Houston	.298	121	36	1	7	HOU: Minute Maid Park	.355	62	22	1	7
.125	16	2	0	0	Los Angeles (AL)	.125	40	5	0	0	LA: Dodger Stadium	.278	126	35	0	10
.179	28	5	0	4	Los Angeles (NL)	.291	261	76	0	24	LAA: Angel Stadium	.125	16	2	0	0
.452	31	14	1	4	Milwaukee	.338	160	54	1	13	MLL: Miller Park	.383	81	31	0	5
.000	0	0	0	0	New York (AL)	.364	11	4	0	1	MDN: Olympic Stadium	.381	97	37	0	6
.293	75	22	0	1	New York (NL)	.307	296	91	0	19	NY: Shea Stadium	.296	162	48	0	12
.000	0	0	0	0	Oakland	.208	24	5	0	1	OAK: McAfee Coliseum	.182	11	2	0	1
.293	75	22	0	9	Philadelphia	.327	294	96	0	25	PHI: Citizens Bank Park	.337	83	28	0	7
.208	24	5	0	0	Pittsburgh	.310	129	40	1	3	PHI: Veterans Stadium	.280	82	23	0	7
.194	31	6	0	0	St. Louis	.231	134	31	0	7	PIT: PNC Park	.236	55	13	0	1
.125	24	3	0	1	San Diego	.298	252	75	2	27	PIT: Three Rivers	.444	9	4	0	0
.409	22	9	0	2	San Francisco	.329	219	72	0	10	PR: Bithorn Stadium	.276	29	8	0	1
.100	10	1	0	0	Seattle	.176	34	6	0	2	SD: PETCO Park	.318	22	7	1	3
.375	24	9	0	5	Tampa Bay	.339	62	21	0	12	SD: Qualcomm Stadium	.264	106	28	1	12
.333	12	4	0	0	Texas	.265	49	13	0	6	SEA: Safeco Field	.167	12	2	0	1
.000	0	0	0	0	Toronto	.077	13	1	0	0	SF: AT&T Park	.317	104	33	0	3
.288	73	21	0	6	Washington	.345	304	105	0	14	STL: Busch Stadium	.188	69	13	0	3
.297	91	27	1	6	March/April	.299	478	143	1	28	TB: Tropicana Field	.346	26	9	0	6
.226	106	24	0	6	May	.295	573	169	0	41	TEX: Ameristar Field	.292	24	7	0	6
.262	107	28	0	7	June	.270	538	145	3	36	TOR: Rogers Centre	.077	13	1	0	0
.306	111	34	1	9	July	.334	512	171	1	36	WAS: RFK Stadium	.278	36	10	0	5
.248	125	31	0	8	August	.287	628	180	1	45						
.319	116	37	0	11	Sept./Oct.	.340	682	232	3	61						
.288	323	93	1	22	Home	.322	1675	540	3	121						
.264	333	88	1	25	Road	.288	1736	500	6	126						
.324	188	61	1	15	Day	.344	1069	368	5	87						
.256	468	120	1	32	Night	.287	2342	672	4	160						
.273	642	175	2	44	Grass	.304	3155	958	9	227						
.429	14	6	0	3	Artificial	.320	256	82	0	20						
.266	346	92	2	23	Pre-ASG	.291	1773	516	5	116						
.287	310	89	0	24	Post-ASG	.320	1638	524	4	131						
.299	144	43	0	4	vs. LHP	.307	808	248	0	38						
.270	512	138	2	43	vs. RHP	.304	2603	792	9	209						
.274	135	37	0	44	Runners in Scoring Position	.304	664	202	3	233						
.625	8	5	0	13	Bases Loaded	.390	41	16	0	41						
1.000	2	2	0	2	Pinch Hitting	.333	18	6	0	3						

#63 CARMEN PIGNATIELLO — LHP



FULL NAME: Carmen Peter Pignatiello (pig-nah-TEL-loh)

BATS: Right THROWS: Left HEIGHT: 6-0 WEIGHT: 190 MLS: None

OPENING DAY AGE: 23, turns 24 on September 12

BORN: 9/12/82 in Hammond, IN RESIDES: Columbus, OH

CONTRACT STATUS: Signed through 2006

FAMILY: Married — Julie

NON-ROSTER INVITEE

HOW ACQUIRED: Selected in 20th round of 2000 draft

Pignatiello's Statistics and Career Transactions

YEAR	TEAM	W-L	ERA	G	GS	CG	SHO	SV	IP	H	R	ER	HR	HB	BB	SO	WP	BK
2000	— Mesa-R	4-1	4.46	9	3	0	0	0	36.1	48	26	18	1	1	13	32	1	2
2001	— Boise-A	7-3	3.00	16	12	0	0	1	78.0	70	37	26	2	6	22	83	6	0
2002	— Lansing-A	9-11	3.17	27	27	1	0	0	167.1	152	76	59	10	6	51	139	4	1
2003	— Daytona-A	8-11	4.38	26	*26	1	0	0	156.1	144	*87	*76	*13	13	55	*140	7	2
	— West Tenn-AA	1-0	1.50	1	1	0	0	0	6.0	3	1	1	1	0	2	11	0	0
2004	— West Tenn-AA	9-7	4.56	27	27	1	0	0	148.0	167	*89	75	16	9	39	137	5	0
2005	— West Tenn-AA	5-4	2.68	16	10	0	0	0	80.2	67	26	24	3	2	28	77	3	0
	— Iowa-AAA	1-5	5.51	22	5	0	0	0	47.1	52	34	29	6	2	20	43	2	0
MINOR LEAGUE TOTALS		44-42	3.85	144	111	3	0	1	720.0	703	376	308	52	39	230	662	28	5

*Led League

2000 — Selected by Cubs in 20th round of draft (scout: Scott May)

Pignatiello: Facts and Information

Carmen has spent his entire career within the Cubs' minor leagues after being selected by the Cubs in the 2000 draft — attended big league camp as a non-roster invitee.

© has struck out 662 batters in 720.0 innings of work in his six-year career.

© graduated from Providence Catholic High School in New Lenox, IL, in 2000 ... was a first-team all-state selection and co-MVP of the Chicago Catholic League in 2000, going 14-0 with a 0.79 ERA and 123 strikeouts.

◆ selected as the 2000 Illinois Baseball Player of the Year by *Gatorade* and named the 2000 *Chicago Sun-Times* Player of the Year.

© was a member of the 1998 Gold Medal-winning USA Baseball Youth National team.

Pignatiello's 2005 Season

Carmen combined to go 6-9 with a 3.73 ERA (53 ER/128.0 IP) in 38 games for West Tenn (AA) and Iowa (AAA).

© started the season at West Tenn, where he was 5-4 with a 2.68 ERA in 16 games (10 starts).

© worked 6.0 or more innings in seven of his starts and allowed two or fewer earned runs in eight of his starts.

◆ pitched 9.0 innings on May 23, allowing no runs on 1 hit while striking out 11 and walking 3 batters — however, he did not factor into the decision in West Tenn's 10th-inning, 1-0 victory.

© saw Triple-A action for the first time in his career.

Pignatiello's Career Review

2004: Went 9-7 with 137 strikeouts and a 4.56 ERA for West Tenn (AA).

© went 3-0 with a 1.89 ERA over his final three starts (August 21-September 2), striking out 20 batters in 19.0 innings.

© struck out 11 batters in 7.0 innings July 16.

2003: Led the Florida State League with a career-high 140 strikeouts in 156.1 innings for Daytona (A).

© did not allow a hit in 8.0 innings of work July 17 against Palm Beach — walked 2 and struck out 11.

© appeared in one game for West Tenn, picked up the win in 6.0 innings, allowing just 3 hits while striking out 11 batters in his first Double-A start.

© worked 6.0 or more innings in 18 of his starts.

2002: Spent the year at Lansing (A), going 9-11 with a 3.17 ERA in 27 starts.

© was selected to the Midwest League midseason all-star squad.

© fanned a season-high 11 batters July 14 at Peoria.

2001: Went 7-3 with a 3.00 ERA and 83 strikeouts for Boise (A).

© pitched the first complete game of his career, allowing 3 runs on 7 hits in 8.0 innings July 24.

2000: Began his career at Mesa (R), going 4-1 with a 4.46 ERA in nine games (three starts).

© won four straight games from July 14-August 8, allowing 7 earned runs in 21.2 innings (2.91 ERA).

#22 MARK PRIOR — RHP



FULL NAME: Mark William Prior
 BATS: Right THROWS: Right HEIGHT: 6-5 WEIGHT: 230 MLS: 3+131
 OPENING DAY AGE: 25, turns 26 on September 7
 BORN: 9/7/80 in San Diego, CA RESIDES: Chicago, IL
 CONTRACT STATUS: Signed through 2006
 FAMILY: Married — Heather
 HOW ACQUIRED: Selected in 1st round of 2001 draft (2nd player chosen)

Prior's Statistics and Career Transactions

YEAR TEAM	W-L	ERA	G	GS	CG	SHO	SV	IP	H	R	ER	HR	HB	BB	SO	WP	BK
2002 — West Tenn-AA	4-1	2.60	6	6	0	0	0	34.2	26	16	10	0	2	10	55	3	1
lowa-AAA	1-1	1.65	3	3	0	0	0	16.1	13	10	3	1	1	8	24	0	1
CUBS	6-6	3.32	19	19	1	0	0	116.2	98	45	43	14	7	38	147	1	0
2003 — CUBS	18-6	2.43	30	30	3	1	0	211.1	183	67	57	15	9	50	245	9	0
2004 — Lansing-A#	0-0	1.23	2	2	0	0	0	7.1	2	1	1	0	0	1	13	0	0
lowa-AAA#	1-0	3.38	1	1	0	0	0	5.1	3	2	2	2	0	1	10	0	0
CUBS	6-4	4.02	21	21	0	0	0	118.2	112	53	53	14	3	48	139	2	1
2005 — lowa-AAA#	0-1	10.50	1	1	0	0	0	6.0	9	7	7	0	1	1	7	0	0
CUBS	11-7	3.67	27	27	1	0	0	166.2	143	73	68	25	4	59	188	4	1
ML/CUBS TOTALS	41-23	3.24	97	97	5	1	0	613.1	536	238	221	68	23	195	719	16	2

#Injury Rehabilitation Assignment

LAST MAJOR LEAGUE COMPLETE GAME: 5/22/05 vs. Chicago-AL (W, 4-3) ... LAST SHUTOUT: 4/9/03 vs. Montreal (3-0)

	AVG	AB	R	H	2B	3B	HR	RBI	SH	SF	HP	BB	SO	SB	CS	PCT	G	PO	A	E	TC	DP
2005	.229	48	5	11	2	0	0	3	6	0	0	2	14	0	0	.947	27	9	9	1	19	0
ML TOTALS	.209	191	19	40	10	0	1	13	21	0	0	8	76	0	0	.945	97	22	47	4	73	3

LAST HIT: 9/28/05 vs. Pittsburgh (single off Paul Maholm) ... number of at-bats since then — 0

HOME RUNS: 4/25/03 @ Colorado (Nelson Cruz)

MOST HITS: 3, 5/17/03 @ St. Louis ... also has five 2-hit games

MOST RBI: 4, 4/25/03 @ Colorado ... also has three 2-RBI games

CAREER PINCH HITTING: 0-for-2

1998 — Selected by New York (AL) in supplemental round between 1st and 2nd rounds of draft — did not sign
 2001 — Selected by Cubs in 1st round (2nd player chosen) of draft (scout: Steve Fuller)
 2002 — On disabled list 9/2-9/17 ... strained left hamstring
 2003 — On disabled list 7/12-8/4 ... right shoulder contusion
 2004 — On disabled list 3/26-6/4 ... right achilles tendinitis
 2005 — On disabled list 3/25-4/12 ... right elbow inflammation ... included injury rehabilitation assignment to lowa (4/7-4/8)
 2005 — On disabled list 5/28-6/26 ... non-displaced fracture of the right lateral epicondyl (elbow)

ALL-STAR GAME STATISTICS

YEAR TEAM/SITE	W-L	ERA	G	GS	CG	SHO	SV	IP	H	R	ER	HR	HB	BB	SO	WP	BK
2003 — NL/Chi (AL)																	

INJURED — DID NOT PITCH

DIVISION SERIES STATISTICS

YEAR TEAM/OPP	W-L	ERA	G	GS	CG	SHO	SV	IP	H	R	ER	HR	HB	BB	SO	WP	BK
2003 — CUBS vs. Atl	1-0	1.00	1	1	1	0	0	9.0	2	1	1	0	1	4	7	1	0

LEAGUE CHAMPIONSHIP SERIES STATISTICS

YEAR TEAM/OPP	W-L	ERA	G	GS	CG	SHO	SV	IP	H	R	ER	HR	HB	BB	SO	WP	BK
2003 — CUBS vs. Fla	1-1	3.14	2	2	0	0	0	14.1	14	8	5	2	0	5	11	1	0

Prior: Facts and Information

Mark has gone 41-23 with a 3.24 ERA in his first 97 regular-season major league starts ... in 2003 – his first full season in the majors – he finished third in the National League Cy Young Award voting and was selected to the NL All-Star team.

- © in 2003, he was the NL Pitcher of the Month in both August and September ... also earned Pitcher of the Week honors for the week ending September 21.
- © has worked at least 6.0 innings in 72 of his starts and has allowed 2 or fewer earned runs in 59 of his outings.
 - ◆ over his last 85 starts spanning 540.1 innings (dating back to July 30, 2002), he has fanned 633 batters while issuing only 165 walks.
- © was a 2002 finalist for the 72nd annual Amateur Athletic Union (AAU) James E. Sullivan Memorial Award, which recognizes the top amateur athlete in the nation ... was just the fourth baseball player to be a finalist for the prestigious award.
- © received a degree in business at the University of Southern California in 2004, where he pitched for two seasons.
- © in 2001, he earned numerous all-America selections and won seven national Player of the Year awards after going 15-1 with 6 complete games, 3 shutouts and a 1.69 ERA during his junior year at USC ... in helping to lead the Trojans to the College World Series, he limited opponents to a .201 average, fanned 202 batters in 138.2 innings and surrendered only 18 walks and 5 homers.
 - ◆ won the Golden Spikes Award (the baseball equivalent of the Heisman Trophy), the Rotary Smith Award and the Dick Howser Trophy (National Collegiate Baseball Writers' Association) ... was named the Player of the Year by the American Baseball Coaches' Association, *Baseball America*, *Collegiate Baseball* and *The Sporting News*.
- © spent his freshman year at Vanderbilt University (earning *Baseball America* freshman second-team all-America honors) before transferring to USC.
 - ◆ as a sophomore in 2000, he earned Pac-10 honorable mention honors after going 10-7 with a 3.56 ERA in 23 games (19 starts) for the Trojans.
- © earned high school all-America honors at University of San Diego High School, graduating in 1998 after going 10-5 with a 0.93 ERA as a senior ... along with earning all-state honors, he was named the San Diego County Player of the Year by the *San Diego Union-Tribune*.
- © pitched for the USA National Team in both 1999 and 2000 – recording victories over Japan and Cuba during the Haarlem (The Netherlands) Tournament during the summer of 2000 ... in 1999, he was selected to the *Baseball America* second-team all-summer team.
- © named to USA Baseball's board of directors in January 2005.
- © his father, Jerry, played football at Vanderbilt ... his sister, Millie, played tennis at the University of San Diego, while his brother, Jerry III, was a tennis player at Villanova University.

IF YOU START ME UP

In his 97 big league starts, Mark Prior has:

- © 21 double-digit strikeout games.
- © worked at least 6.0 innings 72 times ... at least 7.0 innings 35 times ... at least 8.0 innings 16 times ... and has 5 complete games.
- © issued 2 or fewer walks 63 times – including 15 no-walk outings ... his career-high walk total is 5 (four times, most recently 8/21/04 @ Houston).

MARK PRIOR'S TOP STRIKEOUT GAMES

16 – 6/26/03 vs. Milwaukee, 9/30/04 vs. Cincinnati
14 – 9/21/03 @ Pittsburgh
13 – 8/4/02 vs. Colorado, 9/16/03 vs. New York
12 – 8/15/02 vs. Houston, 4/9/03 vs. Montreal

Prior's 2005 Season

Mark recorded his second career double-digit wins season – going 11-7 with a 3.67 ERA – despite battling injuries for the second straight year.

- © opened the season on the disabled list with right elbow inflammation and was activated April 12 ... returned to the DL on May 28 after suffering a fracture in his right elbow.
 - ◆ suffered the injury on May 27 when he was hit by a line drive off the bat of Colorado's Brad Hawpe.
- © struck out 188 batters in 166.2 innings of work and limited the opponents to a .227 average.
 - ◆ led the National League in strikeouts per 9.0 innings (10.2), ranked fifth in opponents batting average against and ranked ninth in strikeouts.
- © surrendered more than 3 earned runs on just three occasions – and was 11-4 with a 2.83 ERA (48 ER/152.2 IP) in his remaining 24 starts.
- © had six double-digit strikeout games, striking out a season high 11 batters on August 9.
- © earned his first win of the campaign in his first start, hurling 6.0 scoreless innings in an 8-3 defeat of San Diego on April 13 ... also notched a pair of hits and scored a run in the contest.
 - ◆ opened the year with a three-game winning streak, allowing just 2 earned runs over his first 19.0 innings of work.
- © rebounded from his second stint on the DL with a win, pitching 6.0 shutout innings in a 2-0 win on June 26 at U.S. Cellular Field.
 - ◆ retired 18 of the 19 batters he faced ... Pablo Ozuna was the lone batter to reach base, singling in the third inning.
- © pitched in the same game as Kerry Wood for the first time in their careers, earning the win in a 5-4 decision on August 14 in St. Louis.

Prior's Career Review

2004: Mark posted a winning record despite spending the first two months of the season on the disabled list with right achilles tendinitis.

- ⊙ went 6-4 with a 4.02 ERA in 21 starts.
- ⊙ struck out 139 batters while issuing just 48 free passes and held opponents to a .251 batting average.
- ⊙ opened the season on the disabled list and did not see action until May 20, when he made the first of two rehabilitation starts in Lansing (A).
 - ◆ also saw action in one game in Iowa (AAA) before being activated from the disabled list.
- ⊙ made his Cub season debut June 4 vs. Pittsburgh, allowing 2 hits and striking out 8 batters in 6.0 innings of work ... was not involved in the decision in a 2-1 loss to the Pirates.
- ⊙ won his first big league game of the year June 14 in Houston, working 5.0 shutout innings ... the first five outs he recorded were strikeouts.
- ⊙ missed a start in July after leaving the contest July 15 with discomfort in the posterior area of his right elbow.
- ⊙ earned his first win at Wrigley Field since Game 2 of the 2003 NLCS on August 26, defeating Houston 8-3.
- ⊙ ended the campaign on a strong note, going 2-0 with a 2.17 ERA in five starts in September.
 - ◆ allowed 30 hits and 7 walks while striking out 43 batters over the span.
 - ◆ struck out 16 batters September 30 against Cincinnati, tying a career-high ... was not involved in the decision as the Cubs lost 2-1 in 12 innings – despite allowing just 1 run on 3 hits over 9.0 innings.
 - ◆ in a 24.1-inning stint from September 20-30, he posted a 0.74 ERA, giving up 2 runs in three games.

2003: Was selected to the National League All-Star team during his first full major league season – and went on to go 18-6 with 3 complete games and a 2.43 ERA in 30 starts ... finished 3rd in the N.L. Cy Young Award voting – the highest finish for a Cubs pitcher since Greg Maddux won the award in 1992.

- ⊙ tied for second in the NL in wins ... was second in strikeouts (245) and third in ERA.
- ⊙ led the NL in road ERA (2.08) and was fifth in home ERA at 2.85 (Carlos Zambrano also ranked among the league Top 10 in both categories).
 - ◆ only two Cubs pitchers over the previous 30 seasons finished a season in the NL Top 10 in ERA both at home and on the road – Rick Reuschel (1977) and Greg Maddux (1992).
- ⊙ went 10-1 with a 1.52 ERA in 11 starts after returning from the disabled list August 4 (14 ER/82.2 IP) ... over the span, he gave up 67 hits and 16 walks while fanning 95 batters.
- ⊙ was selected the NL's Pitcher of the Month for August ... in five starts during the month, he went 5-0 with a 0.69 ERA (3 ER/39.0 IP).
 - ◆ was the first Cubs hurler to win the award since Mike Morgan in May 1992.

- ⊙ he then went on to win the league's Pitcher of the Month Award for September – becoming just the second Cubs hurler to win the award in back-to-back months (Rick Reuschel, June-July 1977) ... in six final starts, he went 5-1 with a 2.27 ERA.

- ◆ in consecutive wins September 16 vs. New York (3-2) and September 21 at Pittsburgh (4-1), he struck out 27 batters in 16.1 innings ... for his effort over the 2-start stretch, he was named the NL's co-Player of the Week (with St. Louis' Edgar Renteria) for the week of September 16-September 21.
- ⊙ won seven consecutive starts August 5-September 6 – becoming the first Cubs pitcher to have a seven-game winning streak since Kevin Tapani in 1998 (August 4-September 15) ... had a 0.57 ERA over a six-start span August 5-September 1 (3 ER/47.0 IP) ... registered the lowest six-start ERA total for a Cubs pitcher since the advent of divisional play (in 1969) – surpassing the 0.64 ERA registered by Rick Reuschel from June 15-July 7, 1977 (3 ER/42.0 IP).
 - ◆ on August 5 in San Diego, he returned to a big league mound for the first time since July 11 – when he was injured in a collision with Atlanta's Marcus Giles ... was on the disabled list July 12-August 4 (right shoulder contusion).
 - ◆ in the August 5 affair, he picked up the victory in a 3-0 contest – his first win since June 14.
 - ◆ on August 10 at Los Angeles, he threw his third career complete game in a 3-1 victory ... he allowed 5 hits, 1 run and 1 walk while striking out 9 batters.
 - ◆ followed up that outing with a second straight route-going effort in a 2-1 win vs. the Dodgers August 15 at Wrigley Field.
 - ◆ in a combined 6-0 shutout August 20 at Houston, he pitched 5.0 no-hit frames before allowing a double to Adam Everett leading off the bottom of the 6th.
 - ◆ in back-to-back victories over St. Louis August 26 (7-4) and September 1 (7-0), he allowed 1 run and 8 hits in 16.0 innings.
- ⊙ in 211.1 innings on the mound, he issued only 50 walks ... his strikeout-to-walk ratio for the campaign was 4.9-to-1.
 - ◆ the only pitcher in the NL with a higher strikeout-to-walk ratio was Arizona's Curt Schilling – at 6.1 strikeouts for every walk (194 strikeouts, 32 walks).
 - ◆ since the end of World War II, only two Cubs starters finished a season with higher strikeout-to-walk ratios – Fergie Jenkins and Dennis Eckersley ... Jenkins accomplished the feat twice, recording a 7.3-to-1 ratio in 1971 (263 strikeouts, 37 walks) and a 4.6-to-1 ratio in 1970 (274 strikeouts, 60 walks) ... Eckersley had a 6.2-to-1 ratio in 1985 (117 strikeouts, 19 walks).

- Ⓢ opened a season in the majors for the first time and went 4-1 with a 1.70 ERA in five April outings.
- Ⓢ on April 9 against Montreal at Wrigley Field, he hurled his first big league shutout in a 3-0 contest ... in his 9.0 innings of work (113 pitches, 89 for strikes), he allowed 4 hits and no walks while striking out 12 batters.
- Ⓢ on June 26 vs. Milwaukee (no decision, 5-3 loss), he struck out 16 batters in 8.0 innings of work without issuing a walk ... the strikeout total tied for the 2nd-highest single-game total in Cubs history — as he fanned the final 6 batters he faced.
- Ⓢ was the youngest Cub to go to an All-Star Game since Greg Maddux, who was three months past his 22nd birthday when he went to the 1988 Midsummer Classic ... did not pitch in the game, though, due to the right shoulder injury he suffered during his baserunning collision.

2002: Had a solid first professional campaign, reaching the majors in May after just 9 minor league starts ... went 11-8 with a 3.01 ERA in 28 overall starts for the Cubs, Iowa (AAA) and West Tenn (AA).

- Ⓢ in 167.2 combined innings, he held opponents to a .218 average (137-629) ... fanned 226 batters while issuing 56 walks.
- Ⓢ with the Cubs, he went 6-6 with a 3.32 ERA in 19 starts ... had six double-digit strikeout contests, as he fanned 147 batters in 116.2 innings at the major league level.
- Ⓢ began his pro career at West Tenn, where he was 4-1 with a 2.60 ERA in six starts ... won the Southern League's Pitcher of the Week Award for the first two weeks of the campaign.

- Ⓢ on April 27 at Chattanooga, he fanned a West Tenn-record 15 batters in a 10-1 win ... allowed 1 run and 3 hits in 8.0 innings.
- Ⓢ was promoted to Iowa May 4 — where he went 1-1 with a 1.65 ERA in 3 starts.
 - ◆ made his Triple-A debut May 7 vs. Tucson and picked up the win in a 6-1 affair, fanning 10 batters in 7.2 innings ... struck out the side on 10 pitches in the first inning and hit a pair of solo homers off Tucson's Horacio Estrada.
- Ⓢ was recalled from Iowa May 22 and made his first big league start that evening — a 7-4 victory over Pittsburgh ... worked 6.0 innings and allowed 4 hits, 2 runs and 2 walks while striking out 10.
 - ◆ his strikeout total was the highest for a Cubs pitcher making his big league debut since the advent of divisional play in 1969 ... his first strikeout victim was Brian Giles in the first inning.
- Ⓢ had 3 double-figure strikeout outings in his first 5 big league starts, becoming the first pitcher to accomplish that feat since Los Angeles' Fernando Valenzuela in 1981.
- Ⓢ over his final seven starts spanning 43.2 innings, he struck out 61 batters while issuing only 8 walks.
- Ⓢ on August 4 against Colorado at Wrigley Field, he threw the first complete game of his professional career in a 4-1 victory ... allowed 5 hits, 1 run and 2 walks while striking out 13 batters.
- Ⓢ made his final start of the season August 31 vs. St. Louis ... strained his left hamstring running the bases in that contest.
- Ⓢ his first 4 ML hits were all doubles ... on June 1 vs. Houston, he recorded his first big league hit — a 2-run two-bagger off Roy Oswalt.

MARK PRIOR'S CAREER HIGHS AND LOWS

LOW-HIT COMPLETE GAME: 4-hitter, 4/9/03 vs. Montreal

MOST STRIKEOUTS: 16 (twice), most recently 9/30/04 vs. Cincinnati

DOUBLE-DIGIT STRIKEOUT GAMES: 21, most recently 9/21/05 @ Milwaukee (10 strikeouts)

3-STRIKEOUT INNINGS: 38 times, most recently 9/21/05 @ Milwaukee (second)

MOST HITS ALLOWED: 12, 8/21/02 @ Houston

MOST RUNS ALLOWED: 8, 5/11/05 @ Houston

MOST HOMERS ALLOWED: 4, 7/30/04 vs. Philadelphia

LONGEST WINNING STREAK: 7 games, 8/5-9/6/03

LONGEST LOSING STREAK: 3 games (twice), most recently 6/19-7/11/03

GETTING OFF TO A GOOD START

The last Cubs starter to win his first five decisions to start a campaign was Jaime Navarro = in 1995.

The last Cubs starter to open the year with a six-plus game winning streak was Kenny Holtzman, who went 9-0 during the 1967 season. That was the best season start for a Cub since Jim McCormick won his first 16 decisions in 1886.

Prior's 2005 and Career Statistical Breakdowns

W-L-S	ERA	G	CG	IP	ER	2005/CAREER	W-L-S	ERA	G	CG	IP	ER	CAREER BY PARK	W-L-S	ERA	G	CG	IP	ER
11-7-0	3.67	27	1	166.2	68	TOTALS	41-23-0	3.24	97	5	613.1	221	ATL: Turner Field	0-2-0	6.35	2	0	11.1	8
0-0-0	3.68	1	0	7.1	3	Arizona	0-0-0	3.68	1	0	7.1	3	CH: WRIGLEY FIELD	19-12-0	3.48	51	4	323.2	125
0-2-0	7.15	2	0	11.1	9	Atlanta	0-4-0	6.75	4	0	22.2	17	CIN: Great American	2-1-0	1.83	3	0	19.2	4
2-0-0	1.80	2	1	15.0	3	Chicago (AL)	3-0-0	2.88	4	1	25.0	8	COL: Coors Field	4-0-0	1.80	4	0	25.0	5
3-0-0	2.70	4	0	26.2	8	Cincinnati	3-2-0	2.48	8	0	54.1	15	CWS: U.S. Cellular Field	2-0-0	2.81	3	0	16.0	5
1-0-0	2.89	2	0	9.1	3	Colorado	5-0-0	1.69	6	1	37.1	7	FLA: Dolphins Stadium	1-0-0	1.17	1	0	7.2	1
0-0-0	0.00	0	0	0.0	0	Florida	3-0-0	2.08	3	0	21.2	5	HOU: Minute Maid Park	2-3-0	4.79	7	0	41.1	22
0-1-0	14.40	1	0	5.0	8	Houston	4-4-0	4.35	12	0	72.1	35	LAD: Dodger Stadium	1-0-0	1.00	1	1	9.0	1
1-0-0	4.50	1	0	6.0	3	Los Angeles (NL)	3-0-0	2.37	4	2	30.1	8	MIL: Miller Park	2-2-0	4.80	5	0	30.0	16
0-0-0	4.50	1	0	6.0	3	Milwaukee	2-2-0	3.94	8	0	45.2	20	MON: Olympic Stadium	0-1-0	9.00	1	0	5.0	5
0-0-0	0.00	0	0	0.0	0	New York (AL)	1-0-0	4.50	1	0	6.0	3	NY: Shea Stadium	1-0-0	0.66	2	0	13.2	1
0-0-0	1.29	1	0	7.0	1	New York (NL)	2-0-0	1.23	4	0	29.1	4	PHI: Citizens Bank Park	0-1-0	6.97	2	0	10.1	8
0-0-0	0.00	0	0	0.0	0	Oakland	0-0-0	5.40	1	0	5.0	3	PHI: Veterans Stadium	0-0-0	1.35	1	0	6.2	1
0-1-0	5.11	2	0	12.1	7	Philadelphia	0-2-0	4.46	6	0	36.1	18	PIT: PNC Park	2-0-0	1.82	4	0	29.2	6
1-1-0	1.80	3	0	20.0	4	Pittsburgh	6-1-0	2.43	11	0	74.0	20	PR: Bithorn Stadium	0-1-0	4.76	1	0	5.2	3
1-1-0	4.30	4	0	23.0	11	St. Louis	3-4-0	3.48	10	0	62.0	24	SD: Qualcomm Stadium	1-0-0	0.00	1	0	6.0	0
1-0-0	0.00	1	0	6.0	0	San Diego	2-1-0	5.14	4	0	21.0	12	SEA: Safeco Field	1-0-0	0.00	1	0	7.0	0
1-0-0	2.70	1	0	6.2	2	San Francisco	1-0-0	2.13	2	0	12.2	3	SF: AT&T Park	1-0-0	2.13	2	0	12.2	3
0-0-0	0.00	0	0	0.0	0	Seattle	1-0-0	0.00	1	0	7.0	0	STL: Busch Stadium	1-0-0	2.30	4	0	27.1	7
0-0-0	0.00	0	0	0.0	0	Tampa Bay	0-0-0	2.25	1	0	8.0	2	TOR: Rogers Centre	1-0-0	0.00	1	0	5.2	0
0-0-0	0.00	0	0	0.0	0	Texas	0-0-0	5.40	1	0	5.0	3							
0-0-0	0.00	0	0	0.0	0	Toronto	1-0-0	0.00	1	0	5.2	0							
0-1-0	5.40	1	0	5.0	3	Washington	1-3-0	4.01	4	1	24.2	11							
3-0-0	0.95	3	0	19.0	2	March/April	7-1-0	1.45	8	1	56.0	9							
1-1-0	3.89	6	1	39.1	17	May	4-2-0	3.66	14	1	91.0	37							
1-0-0	0.00	1	0	6.0	0	June	6-3-0	3.23	17	0	97.2	35							
2-2-0	4.30	6	0	37.2	18	July	4-7-0	4.46	19	0	113.0	56							
3-2-0	5.00	6	0	36.0	20	August	12-7-0	3.27	23	3	146.0	53							
1-2-0	3.45	5	0	28.2	11	Sept./Oct.	8-3-0	2.54	16	0	109.2	31							
6-4-0	2.83	15	1	95.1	30	Home	19-12-0	3.48	51	4	323.2	125							
5-3-0	4.79	12	0	71.1	38	Road	22-11-0	2.98	46	1	289.2	96							
6-6-0	3.65	18	1	111.0	45	Day	23-14-0	3.12	59	5	378.0	131							
5-1-0	3.72	9	0	55.2	23	Night	18-9-0	3.44	38	0	235.1	90							
11-7-0	3.67	27	1	166.2	68	Grass	40-21-0	3.23	93	5	590.1	212							
0-0-0	0.00	0	0	0.0	0	Artificial	1-2-0	3.52	4	0	23.0	9							
5-3-0	3.41	12	1	74.0	28	Pre-ASG	17-12-0	3.41	47	2	290.2	110							
6-4-0	3.88	15	0	92.2	40	Post-ASG	24-11-0	3.10	50	3	322.2	111							
11-7-0	3.67	27	1	166.2	68	Starter	41-23-0	3.24	97	5	613.1	221							

LEFTY/RIGHTY SPLITS

Vs. Left-handed Batters:
2005 — .216 (60-278), 10 HR.
ML Career — .230 (235-1020), 30 HR

Vs. Right-handed Batters:
2005 — .236 (83-352), 15 HR.
ML Career — .234 (301-1284), 38 HR


ROBERTO CLEMENTE AWARD

Since 1971, Major League Baseball has annually presented an award that recognizes a player who best exemplifies the game of baseball through sportsmanship, community involvement and positive contributions to his team.

In 1973, following the tragic death of Roberto Clemente, the award was named to honor the man whose spirit and goodwill will always be remembered. The 12-time All-Star and Hall of Famer was killed in a plane crash in 1972 delivering food and medical supplies to earthquake victims of Nicaragua. The award, sponsored by John Hancock Financial Services, recognizes those individuals who truly understand the value of helping others.

A panel of baseball dignitaries, including Vera Clemente and Commissioner Allan H. (Bud) Selig, annually selects the winner from a list of 30 candidates, one from each Major League Baseball Club. These local winners are announced in September during Roberto Clemente Day. The winner of the national Roberto Clemente Award is announced during a pre game ceremony at the World Series. Past winners include Jamie Moyer; Jim Thome; Curt Schilling; Al Leiter; Tony Gwynn; Willie Mays; Ozzie Smith, and Cal Ripken, Jr.

#16 ARAMIS RAMIREZ — IF



FULL NAME: Aramis Nin Ramirez (ah-RAH-miss)
 BATS: Right THROWS: Right HEIGHT: 6-1 WEIGHT: 215 MLS: 6+111
 OPENING DAY AGE: 27, turns 28 on June 25
 BORN: 6/25/78 in Santo Domingo, D.R. RESIDES: Santo Domingo, D.R.
 CONTRACT STATUS: Signed through 2008 (mutual option 2009)
 FAMILY: Married — Yudith ... Children — Aramis Jr.
 HOW ACQUIRED: Traded from Pittsburgh 7/22/03 as part of five-player deal

Ramirez's Statistics and Career Transactions

YEAR	TEAM	AVG	G	AB	R	H	2B	3B	HR	RBI	SH	SF	HP	BB	SO	SB	CS	E
1996	— Erie-A	.305	61	223	37	68	14	4	9	42	0	2	7	31	41	0	0	17
	— Augusta-A	.200	6	20	3	4	1	0	1	2	0	0	2	1	7	0	2	2
1997	— Lynchburg-A	.278	137	482	85	134	24	2	29	*114	0	5	12	80	103	5	3	39
1998	— Nashville-AAA#	.274	47	168	19	46	10	0	5	18	0	2	4	24	28	0	2	8
	— Pittsburgh	.235	72	251	23	59	9	1	6	24	1	1	4	18	72	0	1	9
1999	— Nashville-AAA	.328	131	460	92	151	35	1	21	76	0	6	9	73	56	5	3	42
	— Pittsburgh	.179	18	56	2	10	2	1	0	7	1	1	0	6	9	0	0	3
2000	— Nashville-AAA	.353	44	167	28	59	12	2	4	26	0	0	4	11	26	2	1	9
	— Pittsburgh	.256	73	254	19	65	15	2	6	35	1	4	5	10	36	0	0	14
2001	— Pittsburgh	.300	158	603	83	181	40	0	34	112	0	4	8	40	100	5	4	25
2002	— Pittsburgh	.234	142	522	51	122	26	0	18	71	0	+11	8	29	95	2	0	19
2003	— Pittsburgh	.280	96	375	44	105	25	1	12	67	0	**8	7	25	68	1	1	23
	— CUBS	.259	63	232	31	60	7	1	15	39	0	**3	3	17	31	1	1	10
2004	— CUBS	.318	145	547	99	174	32	1	36	103	0	7	3	49	62	0	2	10
2005	— CUBS	.302	123	463	72	140	30	0	31	92	0	2	6	35	60	0	1	16
MAJOR LEAGUE TOTALS		.277	890	3303	424	916	186	7	158	550	3	41	44	229	533	9	10	129
CUBS TOTALS		.301	331	1242	202	374	69	2	82	234	0	12	12	101	153	1	4	36

*Led League ... **Combined Total Led League ... +Tied for League Lead ... #Injury Rehabilitation Assignment
 SLG: 2005 — .568 ... ML Career — .481 OBP: 2005 — .358 ... ML Career — .329

PCT	G	PO	A	E	TC	DP	2005/CAREER	PCT	G	PO	A	E	TC	DP
.947	119	70	218	16	304	14	Third Base	.943	870	495	1636	129	2260	140

1994 — Signed as non-drafted free agent by Pittsburgh 8/31 (scout: Pablo Cruz)
 1998 — On Major League suspended list 7/24-7/29
 1998 — On disabled list 8/10-9/4 ... hyperextended left shoulder ... included injury rehabilitation assignment to Nashville 8/27-9/4
 2000 — On disabled list 8/29-10/2 ... left shoulder subluxation
 2002 — On Major League suspended list 4/23-4/30
 2003 — Traded to Cubs 7/22 with OF Kenny Lofton for IF Jose Hernandez and P Matt Bruback (Pittsburgh acquired IF Bobby Hill to complete deal 8/15)
 2005 — On disabled list 8/26-10/3 ... strained left quadriceps

DIVISION SERIES STATISTICS

YEAR	TEAM/OPP	AUG	G	AB	R	H	2B	3B	HR	RBI	SH	SF	HP	BB	SO	SB	CS	E
2003	— CUBS vs. Atl	.278	5	18	2	5	1	0	1	3	0	0	0	2	2	0	0	0

LEAGUE CHAMPIONSHIP SERIES STATISTICS

YEAR	TEAM/OPP	AUG	G	AB	R	H	2B	3B	HR	RBI	SH	SF	HP	BB	SO	SB	CS	E
2003	— CUBS vs. Fla	.231	7	26	4	6	0	1	3	7	0	0	1	5	6	0	0	0

ALL-STAR GAME STATISTICS

YEAR	TEAM/SITE	AUG	G	AB	R	H	2B	3B	HR	RBI	SH	SF	HP	BB	SO	SB	CS	E
2005	— NL/Det	.500	1	2	0	1	0	0	0	0	0	0	0	1	0	0	0	0

Ramirez: Facts and Information

Aramis, a 2005 National League All-Star, was acquired by the Cubs at the trading deadline in 2003.

- Ⓢ has surpassed the 100-RBI mark three times in the last five years (112 in 2001; 106 in 2003; 103 in 2004) ... is the third Cubs third baseman in club history to drive in 100 runs in a season (joining Ron Santo and Andy Pafo).
- Ⓢ signed with the Pirates as a 16-year-old non-drafted free agent in November 1994 and reached the majors in 1998.
- Ⓢ in addition to being an NL All-Star, career honors include:
 - ◆ earning NL Player of the Week honors for the weeks of April 30-May 6, 2001, and July 18-July 24, 2005.
 - ◆ winning the 2001 Roberto Clemente Award (as voted on by the Pittsburgh chapter of the BBWAA).
 - ◆ being selected to participate in the Major League All-Star Futures Game in both 1999 and 2000.
- Ⓢ is a 1995 graduate of Aida Cartagena Portalatin High School in Santo Domingo, Dominican Republic.

WHEN OPPORTUNITY KNOCKS

Aramis Ramirez led the National League with 11 sacrifice flies in 2003 – one season after tying for the NL lead in that category (11 in 2002).

Thanks to Tom Hirdt of the Elias Sports Bureau, it's worth noting that Ramirez is just the fifth player in NL history to sit atop the league's leaderboard in that category in back-to-back years, joining Brooklyn's Gil Hodges (1954-1955), Cincinnati's Johnny Bench (1972-1973), Philadelphia's Mike Schmidt (1979-1980) and Colorado's Dante Bichette (1998-1999).

Ramirez's 2005 Season

Aramis batted .302 with 30 doubles, 31 homers and 92 RBI despite missing the final month of the season with a strained left quadriceps.

- Ⓢ was selected to his first National League All-Star team, replacing an injured Scott Rolen.
 - ◆ went 1-for-2 and drew a walk in the contest.
 - ◆ was the first Cubs third baseman to make the All-Star team since Vance Law (1988) and the first to play third base since Bill Madlock (1975).
- Ⓢ teamed up with Derrek Lee to become the second pair of Cub teammates in franchise history to have back-to-back 30 homer seasons ... Billy Williams and Ron Santo were the first with 30-homer seasons in 1964 and 1965.
- Ⓢ had 41 multi-hit games and 23 multi-RBI contests.
- Ⓢ was named the NL Player of the Week for the week ending July 24 after hitting .467 with 6 homers and 11 RBI.
- Ⓢ had a season-high 12-game hitting streak from June 13-25, batting .435 (20-46) with 4 doubles, 5 homers and 16 RBI over the stretch.
- Ⓢ tied a career high by knocking in 3 doubles April 10.
- Ⓢ recorded his 12th career multi-homer game June 14 vs. Florida, hitting a 2-run homer off Josh Beckett and adding a 2-run blast off Travis Smith.
- Ⓢ also had a 2-homer game July 19 at Cincinnati, going 3-for-4 with a double and a pair of home runs ... drove in a season-high 5 runs in the contest.
- Ⓢ hit a first-inning grand slam off Jose Contreras on June 25 at U.S. Cellular Field, putting the Cubs up 4-0 in a 6-2 win.
 - ◆ it was his fifth-career bases-loaded roundtripper.
- Ⓢ hit game-winning homers May 13 in Washington and June 21 in Milwaukee.
- Ⓢ strained his quadriceps in the first inning August 24 running out a ground ball ... would not see action for the remainder of the season.

Ramirez's Career Review

2004: Aramis established himself as one of the most prolific third basemen in club history in his first full season with the Cubs.

- Ⓢ had one of his most successful seasons at the plate, batting .318 with 36 homers – and ranking ninth in the National League in both categories.
 - ◆ also ranked among league leaders in total bases (seventh – 316), slugging percentage (eighth – .578), home run ratio (10th – 15.2), batting average with runners in scoring position (sixth – .336), batting average against right-handers (ninth – .328) and road batting average (tied for ninth – .321).
 - ◆ his 36 home runs set a club mark for most roundtrippers by a Cub third baseman ... Ron Santo had held the record (33 in 1965).
- Ⓢ reached the 100-RBI mark for the third time during his big league career ... his RBI total was sixth among major league third basemen, while his homer total ranked second.
- Ⓢ had four multi-homer games (April 14 vs. Pittsburgh, July 30 vs. Philadelphia, September 6 vs. Montreal, September 16 at Cincinnati) during the campaign.
 - ◆ in the September 16th affair, he went 4-for-5 with 3 homers, a double and 5 RBI ... his 4 extra-base hits and 14 total bases tied club records ... it was his third career 3-homer game.
- Ⓢ hit safely in 11 straight games July 28-August 8 for his fourth career double-digit hitting streak.
- Ⓢ hit his fourth career grand slam July 22 off Cincinnati's Ryan Wagner.

- Ⓢ recorded his 100th career home run May 15 at San Diego – a 3-run shot off Adam Eaton.
- Ⓢ hit a career-high 3 doubles April 9 at Atlanta, going 4-for-7 on the day.

2003: Was acquired in a midseason five-player deal with Pittsburgh and combined to bat .272 in 159 games with 27 homers and 106 RBI – tying for the ninth-highest total in the National League ... had a league-high 11 sacrifice flies.

- Ⓢ reached the 100-RBI mark for the second time during his big league career (also 112 for Pittsburgh in 2001) ... his RBI total led all major league third basemen, while his homer total tied for sixth.
- Ⓢ over his final 120 regular-season games (including 57 with Pittsburgh) beginning May 14, he batted .288 with 23 doubles, 26 homers and 93 RBI.
- Ⓢ in 63 games with the Cubs, he hit .259 with 15 homers and 39 RBI.
- Ⓢ had a pair of 2-homer games (August 16 vs. Los Angeles and September 21 at Pittsburgh) – the sixth and seventh multi-homer contests of his big league career.
 - ◆ in the September 21 affair, he went 3-for-4 with 3 RBI against his former Pirates teammates.
- Ⓢ hit his first homer as a Cub August 5 at San Diego – a 2-run shot off Jaret Wright.
- Ⓢ had a 14th-inning game-winning RBI single off Arizona's Eddie Oropesa August 1 in the Cubs' 4-3 win.
- Ⓢ in 96 games for Pittsburgh, he hit .280 with 25 doubles, 12 homers and 67 RBI.
- Ⓢ made his fourth straight Opening Day start at third base.

2002: Appeared in 142 games for Pittsburgh and batted .234 with 26 doubles, 18 homers and 71 RBI ... had 11 sacrifice flies, tying for the NL lead.

- Ⓢ was ejected from Pittsburgh's April 17 contest at Milwaukee after charging the mound and throwing his batting helmet at Ben Sheets ... was on the Major League suspended list from April 23-April 30.
- Ⓢ hit the first pinch homer of his big league career June 14 off Cincinnati's Gabe White.

2001: Batted .300 in 158 games with 40 doubles, 34 homers and 112 RBI ... for his efforts, he was selected as the Pirates' Roberto Clemente Award winner by the Pittsburgh chapter of the BBWAA.

- Ⓢ his RBI total was the highest by a Pittsburgh third baseman since Pie Traynor knocked in 119 in 1930.
- Ⓢ fell 1 home run shy of tying the club record for most roundtrippers by a third baseman.
- Ⓢ ranked third among N.L. hitters with a .379 average with runners in scoring position ... was fifth with a .325 road batting average.
- Ⓢ appeared in 157 games at third base, committing 25 errors ... led NL third basemen in assists (335) and total chances (452).
- Ⓢ tied a club record by hitting 3 homers in an April 8 contest at Houston ... went 3-for-3 with 6 RBI.
- Ⓢ earned NL Player of the Week honors for the week ending May 6 after hitting .381 with 3 homers and 8 RBI in 6 games.
- Ⓢ went 4-for-5 with 2 homers August 4 at Colorado.
- Ⓢ homered 6 times over a 7-game span August 24-

August 31 ... hit his third career grand slam August 25 off Houston's Dave Mlicki during the stretch.

2000: Split the year between the Pirates and Nashville (AAA), playing in 117 total games.

- Ⓢ opened a campaign in the majors for the first time, making his first Opening Day start.
- Ⓢ after hitting .167 in 18 games, he was optioned to Nashville April 28.
 - ◆ batted .353 with 4 homers and 26 RBI in 44 Triple-A games ... hit .405 during a 10-game hitting streak May 12-May 22.
 - ◆ was selected to participate in the second annual Futures Game in Atlanta before being recalled by the Pirates June 19.
- Ⓢ on July 28 vs. San Diego, he recorded his first 2-homer game – driving in 6 runs in the contest ... also hit his first career grand slam in the affair (off Matt Clement).
 - ◆ hit another grand slam August 12 off Arizona's Johnny Ruffin.
- Ⓢ batted .367 during a 13-game hitting streak July 23-August 6.
- Ⓢ suffered a partial dislocation of his left shoulder diving for Ellis Burks' double August 28 vs. Colorado ... was placed on the disabled list the next day with subluxation of his left shoulder and missed the remainder of the season.

1999: Spent the minor league campaign at Nashville (AAA), where he was a Triple-A all-star ... hit .328 with 21 homers and 76 RBI.

- Ⓢ went to the Major League All-Star Futures Game at Fenway Park and was a *Baseball America* Triple-A all-star selection.
- Ⓢ was recalled by Pittsburgh September 6 ... had 10 hits in 18 late-season contests.

1998: Saw his first big league action – reaching Pittsburgh as a 19-year-old ... in his first 72 ML games, he batted .235 with 6 homers and 24 RBI.

- Ⓢ began the season at Nashville (AAA) ... his contract was purchased by the Pirates May 26.
 - ◆ made his big league debut that night in Milwaukee, starting at third base.
 - ◆ at 19 years old, he was the youngest player in the majors at the time of his promotion and the first teenager to appear in a game for the Pirates since outfielder Miguel Dilone on September 2, 1974.
 - ◆ hit his first 3 ML homers as a 19-year-old – the most ever for a Pirates teenager.
- Ⓢ snapped an 0-for-24 streak to start his big league career with a 2-run double off New York's (NL) Greg McMichael June 3.
- Ⓢ connected off Milwaukee's Scott Karl for his first ML homer June 12.
- Ⓢ was ejected from a July 17 contest in Montreal for charging the mound and throwing his helmet at pitcher Javier Vazquez ... served a five-game suspension for the incident July 24-July 28.
- Ⓢ hyperextended his left shoulder while sliding into third base August 9 at Los Angeles and was placed on the disabled list ... after a 7-game injury rehab stint at Nashville, he returned to the active list September 4.

1997: Was the Carolina League Most Valuable Player at Lynchburg (A) despite opening the year as the league's youngest player (at 18) ... batted .278 with 29 homers and a league-high 114 RBI.

© was second in the league in homers and games (137) and ninth in batting average.

© earned league postseason all-star honors.

1996: Spent most of the season at Erie (A) – where he was voted the New York-Penn League's top prospect by league managers and *Baseball America* ... hit .305 with 9 homers and 42 RBI.

© earned league all-star honors and was named to *Baseball America's* short-season all-star team.

© also played in six late-season games for Augusta (A).

1995: Spent his first professional season playing for the Pirates' Dominican (Rookie) Summer League team ... batted .294 with club-high totals in homers (11), RBI (54) and doubles (13).

Ramirez's 2005 and Career Statistical Breakdowns

AUG	AB	H	HO	RBI	2005/CAREER	AUG	AB	H	HO	RBI	CAREER BY PARK	AUG	AB	H	HO	RBI
.302	463	140	31	92	TOTALS	.277	3303	916	158	550	ATL: Turner Field	.333	72	24	4	9
.238	21	5	1	6	Arizona	.274	146	40	4	21	AZ: Chase Field	.315	73	23	3	10
.292	24	7	1	3	Atlanta	.325	117	38	7	15	CHI: WRIGLEY FIELD	.280	722	202	41	127
.455	11	5	0	3	Boston	.391	23	9	0	3	CIN: Cinergy Field	.378	82	31	4	21
.200	20	4	1	4	Chicago (AL)	.314	51	16	2	7	CIN: Great American	.350	80	28	9	20
.000	0	0	0	0	Chicago (NL)	.224	228	51	6	32	CLD: Jacobs Field	.348	23	8	0	1
.292	-48	14	6	13	Cincinnati	.323	313	101	18	66	COL: Coors Field	.348	46	16	5	12
.000	0	0	0	0	Cleveland	.308	52	16	2	7	CWS: U.S. Cellular Field	.333	33	11	2	5
.367	30	11	3	10	Colorado	.290	124	36	8	33	DET: Comerica Park	.318	22	7	0	2
.000	0	0	0	0	Detroit	.258	31	8	0	3	FLA: Dolphins Stadium	.308	52	16	0	6
.370	27	10	2	7	Florida	.300	110	33	4	19	HOU: Minute Maid Park	.250	164	41	13	37
.200	35	7	1	3	Houston	.265	339	90	22	68	KC: Kauffman Stadium	.429	7	3	1	1
.000	0	0	0	0	Kansas City	.263	19	5	2	3	LAA: Angel Stadium	.167	24	4	1	3
.000	0	0	0	0	Los Angeles (AL)	.167	24	4	1	3	LAD: Dodger Stadium	.305	95	29	2	8
.750	8	6	1	1	Los Angeles (NL)	.306	144	44	5	15	MIL: County Stadium	.148	27	4	0	0
.333	51	17	3	9	Milwaukee	.268	343	92	16	55	MIL: Miller Park	.270	152	41	8	32
.000	0	0	0	0	Minnesota	.270	37	10	0	6	MIN: Metrodome	.357	14	5	0	1
.364	11	4	0	0	New York (AL)	.364	11	4	0	0	MON: Olympic Stadium	.246	57	14	0	5
.211	19	4	1	2	New York (NL)	.243	148	36	7	21	NY: Shea Stadium	.282	71	20	3	10
.000	0	0	0	0	Oakland	.227	22	5	0	3	NY: Yankee Stadium	.364	11	4	0	0
.364	22	8	1	5	Philadelphia	.241	145	35	7	20	PHI: Veterans Stadium	.273	22	6	1	5
.270	37	10	3	8	Pittsburgh	.317	126	40	12	30	PHI: Citizens Bank Park	.273	22	6	1	5
.371	35	13	3	9	St. Louis	.290	317	92	14	47	PIT: PNC Park	.264	804	212	35	134
.250	24	6	1	3	San Diego	.270	111	30	7	23	PIT: Three Rivers	.260	258	67	7	38
.182	11	2	0	1	San Francisco	.270	126	34	5	16	PR: Bithorn Stadium	.182	11	2	1	3
.000	0	0	0	0	Tampa Bay	.250	12	3	1	6	SF: AT&T Park	.354	48	17	2	11
.000	0	0	0	0	Texas	.364	11	4	0	1	SF: Busch Stadium	.265	162	43	8	20
.273	11	3	1	1	Toronto	.333	24	8	2	4	TOR: Tropicalana Field	.250	12	3	1	6
.222	18	4	2	4	Washington	.215	149	32	6	23	TOR: Rogers Centre	.385	13	5	1	3
.241	83	20	4	14	March/April	.259	455	118	18	66	WAS: RFK Stadium	.125	8	1	1	1
.289	97	28	6	12	May	.272	507	138	20	83						
.365	96	35	7	23	June	.308	603	186	24	99						
.330	106	35	10	27	July	.264	639	169	37	118						
.272	81	22	4	16	August	.292	569	166	34	103						
.000	0	0	0	0	Sept./Oct.	.262	530	139	25	81						
.285	221	63	11	37	Home	.270	1593	430	73	262						
.318	242	77	20	55	Road	.284	1710	486	85	288						
.319	232	74	13	45	Day	.286	1265	362	63	218						
.286	231	66	18	47	Night	.272	2038	554	95	332						
.302	-463	140	31	92	Grass	.282	2870	809	147	485						
.000	0	0	0	0	Artificial	.247	433	107	11	65						
.298	315	94	19	57	Pre-ASG	.277	1773	492	73	292						
.311	148	46	12	35	Post-ASG	.277	1530	424	85	258						
.355	121	43	10	24	vs. LHP	.285	706	201	42	115						
.284	342	97	21	68	vs. RHP	.275	2597	715	116	435						
.285	130	37	6	51	Runners in Scoring Position	.286	844	241	39	374						
.333	9	3	1	7	Bases Loaded	.363	80	29	5	76						
.250	4	1	0	1	Pinch Hitting	.273	22	6	1	8						
.000	0	0	0	0	Designated Hitter	.000	10	0	0	0						

ARAMIS RAMIREZ'S CAREER BESTS

3-HOMER GAMES: 3 – 4/8/01 @ Houston, 7/30/04 vs. Philadelphia, 9/16/04 @ Cincinnati

2-HOMER GAMES: 10, most recently 7/19/05 @ Cincinnati
GRAND SLAMS: 5 – 7/28/00 vs. San Diego (Matt Clement), 8/12/00 vs. Arizona (Johnny Ruffin), 8/25/01 vs. Houston (Dave Mlicki), 7/22/04 vs. Cincinnati (Ryan Wagner), 6/25/05 @ White Sox (Jose Contreras)
PINCH HOMERS: 6/14/02 @ Cincinnati (Gabe White)

MOST HITS: 4 (11 times), most recently 9/16/04 @ Cincinnati

MOST RBI: 6 (twice), most recently 4/8/01 @ Houston ... also has six 5-RBI games and thirteen 4-RBI games

MOST RUNS SCORED: 3 (nine times), most recently 7/24/05 @ St. Louis

LONGEST HITTING STREAK: 22 games, 5/14-6/11/03 ... also has five other double-digit hitting streaks

#28 MICHAEL RESTOVICH — OF

FULL NAME: Michael Jerome Restovich
 BATS: Right THROWS: Right HEIGHT: 6-4 WEIGHT: 250 MLS: 1+123
 OPENING DAY AGE: 27
 BORN: 1/3/79 in Rochester, MN RESIDES: Ft. Myers, FL
 CONTRACT STATUS: Signed through 2006
 FAMILY: Married — Erica
 HOW ACQUIRED: Signed as a minor league free agent 12/16/05



Restovich's Statistics and Career Transactions

YEAR	TEAM	AVG	G	AB	R	H	2B	3B	HR	RBI	SH	SF	HP	BB	SO	SB	CS	E
1998	— Elizabethton-R Fort Wayne-A	.355 .444	65 11	242 45	*68 9	86 20	20 5	1 2	13 0	*64 6	0 0	0 0	9 0	*54 4	58 12	5 0	2 0	9 0
1999	— Quad City-A	.312	131	493	91	154	30	6	19	107	0	5	13	74	100	7	9	9
2000	— Ft. Myers-A	.263	135	475	73	125	27	9	8	64	0	3	4	61	100	19	7	6
2001	— New Britain-AA	.269	140	501	69	135	33	4	23	84	0	4	6	54	125	15	7	3
2002	— Edmonton-AAA Minnesota	.286 .308	138 8	518 13	95 3	148 4	32 0	7 0	29 1	98 1	0 0	5 0	4 0	53 1	151 4	11 1	7 0	6 0
2003	— Rochester-AAA Minnesota	.275 .283	119 24	454 53	75 10	125 15	34 3	2 2	16 0	72 4	0 0	3 0	4 1	47 10	117 12	10 0	3 0	3 0
2004	— Rochester-AAA Minnesota	.247 .255	106 29	425 47	65 9	105 12	20 3	3 0	20 2	62 6	0 0	2 0	2 0	25 4	104 10	4 0	3 0	6 0
2005	— Colorado Pittsburgh	.290 .214	14 52	31 84	5 10	9 18	2 3	0 1	1 2	3 5	0 0	0 0	0 0	3 8	5 24	0 0	0 0	0 1
AL TOTALS		.254	61	113	22	31	6	2	3	11	0	0	1	15	26	1	0	0
NL TOTALS		.254	66	115	15	27	5	1	3	8	0	0	0	11	29	0	0	1
MAJOR LEAGUE TOTALS		.254	127	228	37	58	11	3	6	19	0	0	1	26	55	1	0	1

*Led League

SLG: 2005 Colorado — .353 ... 2005 Pittsburgh — .452 ... ML Career — .408
 OBP: 2005 Colorado — .283 ... 2005 Pittsburgh — .345 ... ML Career — .333

PCT	G	PO	A	E	TC	DP	2005/CAREER	PCT	G	PO	A	E	TC	DP
.964	15	26	1	1	28	0	Left Field	.982	34	54	1	1	56	0
1.000	27	31	0	0	31	0	Right Field	1.000	49	59	1	0	60	0
.976		39	1	1	41	0	ML TOTALS	.991		113	2	1	116	0

1997 — Selected by Minnesota in 2nd round of draft (scout: Joel Lepel)
 2005 — Claimed off waivers by Tampa Bay 3/31
 2005 — Claimed off waivers by Colorado 4/6
 2005 — Traded to Pittsburgh 5/11 for a player to be named later
 2005 — Released ... signed by Iowa (Cubs) 12/16

Restovich: Facts and Information

Michael signed with the Cubs as a minor league free agent in December 2005 and was a non-roster invitee to big league camp.

- © hit a pinch homer in his first appearance as a pinch hitter.
- © has seen big league action with Minnesota (2002-2004), Colorado (2005) and Pittsburgh (2005).
- © graduated from Rochester Mayo (MN) High School in 1997, where he played baseball and basketball.
 - ◆ was the all-time leading scorer in basketball.
 - ◆ his senior year, he was named Minnesota's Class AA Player of the Year and *Gatorade's* Player of the Year ... also earned all-American honors.

MICHAEL RESTOVICH'S CAREER BESTS

PINCH HOMERS: 1 — 9/21/02 @ Chicago-AL (Kelly Wunsch)
 MOST RBI: 2 (three times), most recently 9/21/04 @ Chicago-AL

MOST HITS: 3, 4/15/05 vs. San Francisco
 LONGEST HITTING STREAK: 5 games, 7/29-8/2/03

Restovich's 2005 Season

Michael saw action in the senior circuit for the first time in his career, combining to bat .235 in 66 games for Colorado and Pittsburgh.

- Ⓢ attended spring training with the Twins, but was claimed off waivers by Tampa Bay March 31 ... was in the Devil Rays organization for a week before being claimed off waivers by Colorado.
- Ⓢ made his Rockies debut April 8 and collected his first hit in a Rockies uniform two days later, hitting an RBI-single off San Francisco's Jason Christiansen.
- Ⓢ hit his first homer of the year April 19, tagging Arizona's Shawn Estes for a solo shot.
- Ⓢ was traded to Pittsburgh May 11 for a player to be named later and made his Pirate debut May 13 against Milwaukee.
- Ⓢ saw action in a combined 27 games (16 starts) in right field and 15 games (nine starts) in left field.
- Ⓢ his 66 appearances were a career high.
- Ⓢ went 3-for-5 with a double on April 15 against San Francisco ... the 3 hits were a career-high for a single game.

Restovich's Career Review

2004: Michael spent the majority of the season at Rochester (AAA), where he batted .247 with 20 doubles, 20 homers and 62 RBI in 106 games.

- Ⓢ also had three stints in the majors, hitting .255 in 29 games.
- Ⓢ had 28 multi-hit games – including a 4-hit affair May 8 against Durham.
 - ◆ hit for the cycle and recorded a career-high 5 RBI in the contest.
- Ⓢ homered in three straight games May 6-May 8.

2003: Saw big league action for the second time in his career, hitting .283 in 24 games.

- Ⓢ had two stints with the Twins (July 29-August 19 and September 2-end of the season).
- Ⓢ had a career-high five-game hitting streak July 29-August 2, going 8-for-20 (.400) with 3 doubles and 7 runs scored.
- Ⓢ spent the remainder of the season at Rochester, where he batted .275 with a career-high 34 doubles in 119 games.
 - ◆ also had 16 homers and 72 RBI.
- Ⓢ was selected to the Triple-A all-star team and was named the International League's 12th-best prospect by *Baseball America* following the season.
- Ⓢ had 32 multi-hit games, including a 5-hit affair May 17 at Columbus.
 - ◆ was 5-for-6 with 2 doubles, 2 RBI and 2 runs scored.
- Ⓢ batted .467 (7-15) with 18 RBI when the bases were loaded.
 - ◆ hit a pair of grand slams (June 30 and July 2).
- Ⓢ had a 2-homer game May 2, going 2-for-5 with 4 RBI and 3 runs scored.

2002: Saw big league action for the first time in his career, going 4-for-13 (.308) in his first eight games.

- Ⓢ was recalled from Edmonton (AAA) on September 17 and made his big league debut the next day.
- Ⓢ collected his first big league hit September 21 at the White Sox, hitting a pinch-homer off Kelly Wunsch in the ninth inning.

Ⓢ spent the majority of the year at Edmonton, appearing in his first 138 games at Triple-A.

- ◆ batted .286 with 32 doubles, 29 homers and 98 RBI ... the 29 roundtrippers were a career-high.
- Ⓢ ranked second in the Pacific Coast League in games and extra-base hits (68), third in runs (29), fourth in total bases (281) and fifth in at-bats (518).
- Ⓢ was named to *Baseball America's* Triple-A all star team and ranked the fourth-best outfielder prospect in the minors by the publication.

2001: Was promoted to New Britain (AA), where he appeared in a career-high 140 games, batting .269 with 33 doubles, 23 homers and 84 RBI.

- Ⓢ ranked third in the Eastern League in games and fifth in extra-base hits (60).
- Ⓢ had 36 multi-hit games.
- Ⓢ hit safely in a season-high 12 straight games July 13-July 25, going 19-for-45 (.422) with 14 RBI over the span.
 - ◆ also had a 10-game hitting streak April 16-April 26.
- Ⓢ was a combined 4-for-5 in a doubleheader on June 3 at Erie.
 - ◆ hit a pair of solo homers in the second game of the twin bill.

2000: Hit .263 with a career-high 9 triples in his final 135 games at Single-A.

- Ⓢ collected 27 doubles – it was his third straight season with 20 or more two-base hits.
- Ⓢ was third in the Florida State League in triples.
- Ⓢ drove in a season-high 4 runs April 14 at St. Petersburg.
- Ⓢ had a pair of nine-game hitting streaks (June 21-July 1, July 3-July 10).

1999: Spent the entire year with Quad City (A), hitting .312 in 131 games ... also had 30 doubles, 6 triples, 19 homers and 107 RBI.

- Ⓢ ranked second in the Midwest League in RBI, fourth in homers, fifth in on-base percentage (.412) and total bases (253) and seventh in batting average.

- © had 44 multi-hit games, including 10 3-hit games and three 4-hit affairs.
- © batted .300 or better in April, June, July and September.
- © opened the season with a 10-game hitting streak, going 16-for-34 (.471) from April 9-April 18 ... also had 3 doubles, 3 homers, 6 RBI and 9 runs scored over the span.
 - ◆ was named the Midwest League player of the week for April 8-17.
 - ◆ also had a 10-game hitting streak June 14-June 26.
- © drove in a season-high 7 runs May 25 at Wisconsin, going 4-for-5 on the day with a double and a home run.
- © following the season, *Baseball America* named him the fourth-best prospect in the Midwest League.

1998: Opened the year with Minnesota's Appalachian League Rookie club, hitting .355 with 20 doubles, 13 homers and 64 RBI in 65 games.

- © was honored as the Appalachian League's most valuable player and was named an all-star outfielder for the league.
- © was promoted to Fort Wayne (A), batting .444 in 11 late-season games.

Restovich's 2005 and Career Statistical Breakdowns

AVG	AB	H	HR	RBI	2005/CAREER	AVG	AB	H	HR	RBI	CAREER BY PARK	AVG	AB	H	HR	RBI	
.235	115	27	3	8	TOTALS	.254	228	58	6	19	ATL: Turner Field	1.000	1	1	0	0	
.182	11	2	1	1	Arizona	.188	16	3	1	1	AZ: Chase Field	.182	11	2	0	0	
1.000	1	1	0	0	Atlanta	1.000	1	1	0	0	BAL: Camden Yards	.143	7	1	0	0	
.000	2	0	0	0	Baltimore	.241	29	7	1	2	BOS: Fenway Park	.400	5	2	0	1	
.000	1	0	0	0	Boston	.400	5	2	0	1	CHI: WRIGLEY FIELD	.000	1	0	0	0	
.000	0	0	0	0	Chicago (AL)	.294	17	5	2	3	CIN: Great American	.250	12	3	1	1	
.400	5	2	0	0	Chicago (NL)	.400	5	2	0	0	CLE: Jacobs Field	.600	5	3	0	0	
.188	16	3	1	1	Cincinnati	.188	16	3	1	1	COL: Coors Field	.391	23	9	1	3	
.000	0	0	0	0	Cleveland	.263	19	5	0	0	CWS: U.S. Cellular Field	.400	10	4	2	3	
.200	10	2	0	1	Colorado	.200	10	2	0	1	FLA: Dolphin Stadium	.190	21	4	0	2	
.000	0	0	0	0	Detroit	.091	11	1	0	0	KC: Kauffman Stadium	.333	3	1	0	0	
.091	11	1	0	0	Florida	.091	11	1	0	0	ML: Miller Park	.000	1	0	0	0	
.333	3	1	0	0	Houston	.333	3	1	0	0	MIN: Metrodome	.264	53	14	1	4	
.000	0	0	0	0	Kansas City	.250	4	1	0	0	MON: Olympic Stadium	.000	1	0	0	0	
.000	0	0	0	0	Los Angeles (AL)	.000	0	0	0	0	NY: Shea Stadium	.333	3	1	0	0	
.143	7	1	0	0	Los Angeles (NL)	.143	7	1	0	0	NY: Yankee Stadium	.375	8	3	1	2	
.000	5	0	0	0	Milwaukee	.000	5	0	0	0	PHI: Citizens Bank Park	.200	5	1	0	0	
.000	0	0	0	0	Minnesota	.000	0	0	0	0	PIT: PNC Park	.167	42	7	0	1	
.500	4	2	1	1	New York (AL)	.375	8	3	1	2	SD: PETCO Park	.000	1	0	0	0	
.250	4	1	0	0	New York (NL)	.250	4	1	0	0	SF: AT&T Park	.333	3	1	0	1	
.000	0	0	0	0	Oakland	.000	0	0	0	0	STL: Busch Stadium	.000	6	0	0	0	
.143	7	1	0	0	Philadelphia	.143	7	1	0	0	WAS: RFK Stadium	1.000	1	1	0	1	
.000	0	0	0	0	Pittsburgh	.000	0	0	0	0							
.222	9	2	0	0	St. Louis	.222	9	2	0	0							
.000	3	0	0	0	San Diego	.000	3	0	0	0							
.500	12	6	0	2	San Francisco	.500	12	6	0	2							
.000	0	0	0	0	Seattle	.000	0	0	0	0							
.333	3	1	0	1	Tampa Bay	.333	3	1	0	1							
.000	0	0	0	0	Texas	.000	0	0	0	0							
.000	0	0	0	0	Toronto	.000	0	0	0	0							
1.000	1	1	0	1	Washington	.500	2	1	0	1							
.346	26	9	1	3	March/April	.346	26	9	1	1							
.172	29	5	1	1	May	.161	31	5	1	1							
.313	16	5	1	3	June	.292	24	7	1	4							
.250	8	2	0	0	July	.333	30	10	0	0							
.231	26	6	0	1	August	.255	55	14	0	4							
.000	10	0	0	0	Sept./Oct.	.210	62	13	3	7							
.241	58	14	1	3	Home	.252	111	28	2	7							
.228	57	13	2	5	Road	.256	117	30	4	12							
.217	46	10	2	6	Day	.250	76	19	4	11							
.246	69	17	1	2	Night	.257	152	39	2	8							
.235	115	27	3	8	Grass	.253	174	44	5	15							
.000	0	0	0	0	Artificial	.259	54	14	1	4							
.253	75	19	3	7	Pre-ASG	.255	94	24	3	8							
.200	40	8	0	1	Post-ASG	.254	134	34	3	11							
.250	88	22	3	6	vs. LHP	.281	135	38	5	10							
.185	27	5	0	2	vs. RHP	.215	93	20	1	9							
.238	21	5	0	5	Runners in Scoring Position	.200	50	10	0	10							
.000	3	0	0	0	Bases Loaded	.000	3	0	0	0							
.148	27	4	0	2	Pinch Hitting	.200	35	7	1	4							
.000	0	0	0	0	Designated Hitter	.438	16	7	0	1							

#51 JOSE REYES — C



FULL NAME: Jose Ariel Reyes (Ramirez)

BATS: Switch THROWS: Right HEIGHT: 5-11 WEIGHT: 180 MLS: None

OPENING DAY AGE: 23

BORN: 2/26/83 in Barahona, D.R. RESIDES: Barahona, D.R.

CONTRACT STATUS: Signed through 2006

FAMILY: Single

HOW ACQUIRED: Signed as non-drafted free agent by Cubs 5/29/99

Reyes' Statistics and Career Transactions

YEAR	TEAM	AVG	G	AB	R	H	2B	3B	HR	RBI	SH	SF	HP	BB	SO	SB	CS	E
2000	Dominican-R	.271	24	85	15	23	4	2	3	12	2	0	0	16	16	0	1	-
2001	Dominican-R	.288	67	250	38	72	12	4	4	36	3	2	4	34	26	12	3	-
2002	Mesa-R	.180	19	50	4	9	0	1	0	7	0	1	1	6	13	3	1	4
	West Tenn-AA	.400	1	5	0	2	0	0	0	0	0	0	0	0	3	0	0	0
2003	Boise-A	.278	11	36	4	10	0	0	0	5	1	0	0	1	4	0	1	1
	Lansing-A	.239	70	234	18	56	9	0	0	20	2	1	3	16	37	2	1	5
2004	Daytona-A	.226	80	261	27	59	12	1	2	17	4	0	5	13	54	1	4	5
2005	West Tenn-AA	.257	97	319	27	82	10	0	3	50	5	3	1	27	48	6	3	5
MINOR LEAGUE TOTALS		.252	369	1240	133	313	47	8	12	147	17	7	14	113	201	24	14	20

SLG: 2005 — .317

OBP: 2005 — .314

1999 — Signed as a non-drafted free agent by Cubs 5/29/99 (scout: Jose Serra)

Reyes: Facts and Information

Jose was added to the Cubs' 40-man roster in November 2005 ... he was signed as a non-drafted free agent in May 1999 and has spent his six-year career in the club's minor league system.

© has played for two league championship teams during his career, as Mesa (R) won the Arizona league title in 2002 and Lansing (A) was awarded the Midwest League title in 2003.

Reyes' 2005 Season

Jose spent the entire season at West Tenn (AA) where he hit .257 in 97 Southern League games.

© had 23 multi-hit contests ... including a season-high three-hit affair April 28 at Mississippi.

© drove in three runs June 1 at Tennessee and July 9 at Carolina — ended the season with a career-high 50 RBI.

Reyes' Career Review

2004: Spent the year at Daytona (A), batting .226 with 12 doubles and 17 RBI in 80 games.

© had a season-high six-game hitting streak August 15-21 — batted 7-for-14 (.500) over the stretch.

2003: Played in 81 total games for Boise (A) and Lansing (A), where he combined to hit .244 with 25 RBI.


© spent the majority of the season at Lansing, had a career-high 12-game hitting streak April 20-May 5 ... batted .350 (14-40) with 3 doubles and 5 RBI over the stretch.

2002: Saw his first action in the United States, playing in 20 total games for the Cubs' Mesa (R) and West Tenn (AA) clubs.

2001: Batted .288 with 36 RBI and stole a career-high 12 bases for the Cubs' Dominican team.

2000: Began his professional career with the Cubs' Dominican team, where he hit .271 in 24 games.

#33 GLENDON RUSCH — LHP



FULL NAME: Glendon James Rusch
 BATS: Left THROWS: Left HEIGHT: 6-1 WEIGHT: 225 MLS: 8+20
 OPENING DAY AGE: 31, turns 32 on November 7
 BORN: 11/7/74 in Seattle, WA RESIDES: Tujunga, CA
 CONTRACT STATUS: Signed through 2007
 FAMILY: Married — Kelly ... Children — Cade
 HOW ACQUIRED: Signed as minor league free agent 4/1/04

Rusch's Statistics and Career Transactions

YEAR TEAM	W-L	ERA	G	GS	CG	SHO	SV	IP	H	R	ER	HR	HB	BB	SO	WP	BK
1993 — Gulf Coast-R	4-2	1.60	11	10	0	0	0	62.0	43	14	11	0	1	11	48	2	1
Rockford-A	0-1	3.38	2	2	0	0	0	8.0	10	6	3	0	0	7	8	1	0
1994 — Rockford-A	8-5	4.66	28	17	1	1	1	114.0	111	61	59	5	6	34	122	7	1
1995 — Wilmington-A	*14-6	*1.74	26	26	1	1	0	165.2	110	41	32	5	4	34	147	3	1
1996 — Omaha-AAA	11-9	3.98	28	28	1	0	0	169.2	177	88	75	15	6	40	117	3	0
1997 — Omaha-AAA#	0-1	4.50	1	1	0	0	0	6.0	7	3	3	3	0	1	2	1	0
Kansas City	6-9	5.50	30	27	1	0	0	170.1	206	111	104	28	7	52	116	0	1
1998 — Omaha-AAA#	1-1	7.98	3	3	0	0	0	14.2	20	18	13	4	1	6	14	0	0
Kansas City	6-15	5.88	29	24	1	1	1	154.2	191	104	101	22	4	50	94	1	0
1999 — Gulf Coast-R	0-0	1.50	2	2	0	0	0	6.0	3	1	1	0	0	3	9	1	0
Omaha-AAA	4-7	4.42	20	20	1	0	0	114.0	143	68	56	10	5	33	102	3	0
Kansas City	0-1	15.75	3	0	0	0	0	4.0	7	7	7	1	1	3	4	0	0
NY Mets	0-0	0.00	1	0	0	0	0	1.0	1	0	0	0	0	0	0	0	0
2000 — NY Mets	11-11	4.01	31	30	2	0	0	190.2	196	91	85	18	6	44	157	2	0
2001 — NY Mets	8-12	4.63	33	33	1	0	0	179.0	216	101	92	23	7	43	156	3	2
2002 — Milwaukee	10-11	4.70	34	34	4	1	0	210.2	227	118	110	30	5	76	140	6	0
2003 — Indianapolis-AAA	1-1	3.86	4	3	1	0	0	21.0	17	9	9	4	2	4	20	0	0
Milwaukee	1-12	6.42	32	19	1	0	1	123.1	171	93	88	11	4	45	93	3	0
2004 — Iowa-AAA	2-0	1.89	4	4	0	0	0	19.0	18	6	4	0	0	1	16	0	0
CUBS	6-2	3.47	32	16	0	0	2	129.2	127	54	50	10	4	33	90	1	1
2005 — CUBS	9-8	4.52	46	19	1	1	0	145.1	175	79	73	14	1	53	111	1	1
NL TOTALS	45-61	4.58	209	151	9	2	3	979.2	1113	536	498	106	27	294	747	16	4
AL TOTALS	12-25	5.80	62	51	2	1	1	329.0	404	222	212	51	12	105	214	1	1
MAJOR LEAGUE TOTALS	57-86	4.88	271	202	11	3	4	1308.2	1517	758	710	157	39	399	961	17	5
CUBS TOTALS	15-10	4.03	78	35	1	1	2	275.0	302	133	123	24	5	86	201	2	2

*Led League ... #Injury Rehabilitation Assignment

LAST MAJOR LEAGUE COMPLETE GAME: 6/2/05 @ San Diego (W, 5-0) ... LAST SHUTOUT: 6/2/05 @ San Diego (5-0)
 SV/OPP: 2005 — 0/1 ... ML Career — 4/5 ... HOLDS: 2005 — 3 ... ML Career — 13 ... IR/IRS: 2005 — 13/5 ... ML Career — 40/19

	AVG	AB	R	H	2B	3B	HR	RBI	SH	SF	HP	BB	SO	SB	CS	PCT	G	PO	A	E	TC	DP
2005	.146	41	2	6	2	0	0	0	0	0	1	1	9	0	0	.913	46	4	17	2	23	2
ML TOTALS	.152	290	15	44	3	0	3	19	35	0	1	9	95	0	0	.961	271	43	204	8	204	6

LAST HIT: 9/29/05 @ Houston (single off Wandy Rodriguez) ... number of at-bats since then — 0
 MOST HITS: 2 (four times), most recently 5/13/05 @ Washington
 MOST RBI: 2 (twice), most recently 8/7/02 vs. New York (NL)

1993 — Selected by Kansas City in 17th round of draft
 1997 — On disabled list 6/16-7/1 ... swollen lymph node under left arm ... included injury rehabilitation assignment to Omaha (6/26-6/27)
 1998 — On disabled list 8/9-9/4 ... tendinitis, left rotator cuff ... included injury rehabilitation assignment to Omaha (8/24-9/4)
 1999 — Traded to New York (NL) 9/14 for P Dan Murray
 2002 — Traded to Milwaukee 1/21 with IF Lenny Harris and OF Alex Ochoa for IF Lou Collier, OF Jeromy Burnitz, OF Mark Sweeney and P Jeff D'Amico
 2003 — On disabled list 7/29-8/22 ... strained left groin
 2003 — Filed for free agency 10/28 ... signed by Texas 1/28/04
 2004 — Released 4/1 ... signed by Iowa (Cubs) 4/7

DIVISION SERIES STATISTICS

YEAR	TEAM/OPP	W-L	ERA	G	GS	CG	SHO	SV	IP	H	R	ER	HR	HB	BB	SO	WP	BK
2000	NY (NL) vs. SF	0-0	0.00	1	0	0	0	0	0.2	0	0	0	0	0	0	2	0	0

LEAGUE CHAMPIONSHIP SERIES STATISTICS

YEAR	TEAM/OPP	W-L	ERA	G	GS	CG	SHO	SV	IP	H	R	ER	HR	HB	BB	SO	WP	BK
2000	NY (NL) vs. STL	1-0	0.00	2	0	0	0	0	3.2	3	0	0	0	1	0	3	0	0

WORLD SERIES STATISTICS

YEAR	TEAM/OPP	W-L	ERA	G	GS	CG	SHO	SV	IP	H	R	ER	HR	HB	BB	SO	WP	BK
2000	NY (NL) vs. NY (AL)	0-0	2.25	3	0	0	0	0	4.0	6	1	1	0	0	2	2	2	0

Rusch: Facts and Information

Glendon – who initially signed with the Cubs as a minor league free agent at the end of spring training in 2004 – has worked as both a starter and a reliever during his two years with the club.

- Ⓢ signed a two-year contract following the conclusion of the 2005 season.
- Ⓢ during his major league career, the southpaw has two double-digit victory campaigns.
 - ◆ has worked at least 7.0 innings in 70 of his 202 starts – going 37-18 with 11 complete games and a 2.18 ERA in those contests.
- Ⓢ since joining the Cubs, the left-hander has gone 11-9 with a 3.94 ERA in 35 starts – and 4-1 with a 4.30 ERA and 2 saves in 43 relief appearances.
- Ⓢ has seen action in every round in the postseason, going 1-0 with a 1.08 ERA.
- Ⓢ made his major league debut for Kansas City in 1997 – in just his fifth season of professional baseball.
- Ⓢ graduated from Shorecrest High School in Seattle, Washington, in 1993.
 - ◆ played baseball and basketball in high school – and hurled a no-hitter his senior year.

IF YOU START ME UP

In his 202 big league starts, Glendon Rusch has:

- Ⓢ worked at least 6.0 innings 121 times ... at least 7.0 innings 70 times ... at least 8.0 innings 20 times ... and has 11 complete games.
- Ⓢ issued 2 or fewer walks 151 times – including 35 no-walk outings ... his career-high walk total is 6 (three times, most recently 5/18/05 @ Pittsburgh).

Rusch's 2005 Season

Glendon spent his second straight season with the Cubs in a utility role, working as both a starter and a reliever ... was 9-8 with a 4.52 ERA in 46 games (19 starts).

- Ⓢ recorded his second straight winning season ... it was the first time in his career he had recorded consecutive winning seasons.
 - ◆ posted the third-highest wins total of his career.
- Ⓢ had a season of streaks, dropping seven straight decisions from June 12-August 31 before rebounding with a four-game winning streak to close out the season.
 - ◆ the winning streak tied a career high, accomplished twice previously.
 - ◆ the losing streak spanned 23 games (seven starts).
- Ⓢ made his season debut on Opening Day, working 2.1 innings of relief and earning the win in a 16-6 defeat of Arizona.
- Ⓢ earned his second win less than a week later, twirling a season-high 3.0 innings of scoreless relief in a 12-inning, 6-5 win over Milwaukee on April 10.
- Ⓢ had a season-high 8.2-scoreless innings streak April 6-April 24 (spanning seven games).
- Ⓢ made his first start of the campaign May 7 against Philadelphia ... suffered the loss as the Cubs managed just 4 hits off Jon Lieber.
- Ⓢ earned his first win of the season as a starter on May 23, working 8.0 innings in a 4-1 defeat of Houston.
 - ◆ faced 29 batters and allowed just three batters to reach second base.
- Ⓢ hurtled his first complete-game shutout in nearly three years, hurling a 4-hitter on June 2.
 - ◆ scattered 4 hits and a walk over the 9.0 innings of work ... also struck out 7 batters in the 5-0 defeat of San Diego.
 - ◆ the win came the day after southpaw John Koronka defeated the Padres ... the back-to-back wins by left-handed starters were the first since 1987 (Steve Trout and Jamie Moyer).
- Ⓢ took a perfect game into the seventh inning September 6 in St. Louis ... David Eckstein singled to lead off the frame.
 - ◆ Rusch held on for the win, snapping his personal seven-game losing streak.
- Ⓢ made his final start of the season on September 29 in Houston, holding a potent Astros lineup to 2 runs over 7.0 innings of work.
 - ◆ earned the win in a 3-2 decision, extending his winning streak to a career-high four games.

Rusch's Career Review

2004: Glendon made 16 starts for the Cubs and pitched in 16 games out of the bullpen, going 6-2 with a 3.47 ERA.

- ⊙ collected two saves, becoming one of six Cub relievers to pick up at least one save.
- ⊙ had a 4.0-inning relief appearance August 10 against the Padres, allowing a run on 3 hits while walking 1 and striking out 2 batters.
- ⊙ hurled a season-high 5.1 innings of scoreless relief against Milwaukee on July 15 — as the Cubs topped the Brewers 4-1.
 - ◆ his 5.1 innings were the most by a Cub in relief since Jamie Arnold hurled 6.2 innings September 22, 2000.
- ⊙ was equally effective as a starting pitcher, posting a 3.50 ERA (38 ER/97.2 IP) in that role.
 - ◆ struck out 72 batters and issued just 20 free passes ... held opponents to a .245 average.
- ⊙ made his Cub season debut May 4 vs. Arizona, working 2.1 innings out of the bullpen.
 - ◆ also notched his first hit in a Cub uniform that day, singling off Steve Sparks in the fifth inning ... it was his first hit since July 23, 2003.
- ⊙ earned his first win as a Cub May 9 vs. Colorado ... pitched the final 2.0 innings in the 5-4, 13-inning Cub victory, allowing no hits and 1 walk.
 - ◆ the win snapped an 11-game losing streak that lasted from April 13, 2003, through the end of the season.
- ⊙ made his first appearance as a Cub starter May 16 at San Diego for the injured Kerry Wood ... was not involved in the decision in the 4-2 Cub win.
- ⊙ led all Cub pitchers with 2 home runs, going deep June 7 vs. St. Louis and September 29 vs. Cincinnati.

2003: Struggled in his role as a starter, but proved to be an especially effective reliever after being moved to the bullpen for the second half of the season.

- ⊙ posted a 2.35 ERA in 13 relief appearances, but was just 1-12 in 19 starts.
- ⊙ held batters to a .289 average as a reliever — and issued just 4 walks in 23.0 innings out of the pen.
- ⊙ worked 2.0 or more innings in six of his relief appearances, including a season-high 4.2-innings stint September 15 at St. Louis.

2002: Spent his first season with the Brewers after being traded to Milwaukee on January 21 as part of a three-team, seven-player deal.

- ⊙ was 10-16 with a 4.70 ERA in his first season in the National League's Central Division.
 - ◆ the double-digit win total was his second in the majors.
- ⊙ worked a career-high 210.2 innings and made a career-high 34 starts.
 - ◆ worked 6.0 or more innings in 24 of his starts.
- ⊙ ranked fourth in the NL in starts and fifth in complete games (4).
- ⊙ won a career-high four straight decisions August 28-September 13.

2001: Went 8-12 with a 4.63 ERA in 33 starts for the Mets.

- ⊙ struck out 156 batters in 179.0 innings.
- ⊙ worked 6.0 or more innings in 17 of his starts.
- ⊙ posted a 1.63 ERA (7 ER/38.2 IP) over a six-start span June 18-July 14 — but only picked up two wins during that time frame.
- ⊙ twirled his only complete game of the season September 7 at Florida in a 6-1 New York win.
- ⊙ had the worst offensive support of all starters in the majors, as the Mets scored just 3.27 runs per start while he was on the mound.

2000: Posted his first double-digit winning season in the big leagues, going 11-11 with a 4.01 ERA.

- ⊙ worked 6.0 or more innings in 23 of his 30 starts.
- ⊙ fanned a career-high 157 batters in 190.2 innings.
- ⊙ hurled two complete games (April 15 and July 8) — but took the loss in both.
 - ◆ in the April affair, he allowed just 2 earned runs on 4 hits and a walk, but the Mets were shut out 2-0.
- ⊙ hurled a career-high 16.0 consecutive scoreless innings August 28-September 9.

1999: Spent his final season in the Royals' organization.

- ⊙ opened the season at Omaha (AAA), going 4-7 with a 4.42 ERA.
 - ◆ issued 102 strikeouts in his 20 starts.
- ⊙ had two stints with the big league club, making three relief appearances.
- ⊙ was traded to New York September 14, where he pitched 1.0 scoreless inning of relief.

1998: Was 6-15 in 29 games (24 starts) for Kansas City.

- ⊙ hurled a complete-game shutout June 14 vs. Detroit, allowing 7 hits and striking out 5 in a 2-0 win.
- ⊙ moved to the bullpen for the final month of the season, putting up a 1.98 ERA in five games.
 - ◆ earned his first big league save September 11 vs. Seattle.

1997: Saw big league action for the first time in his career, opening the season on Kansas City's 25-man roster.

- ⊙ was 6-9 in his first 30 games (27 starts) at the big league level.
- ⊙ fanned 116 batters in 170.1 innings.
- ⊙ earned his first win in his major league debut April 6 at Minnesota, scattering 4 hits over 8.0 innings in a 12-2 victory.
- ⊙ hurled his first ML complete game August 9 at Boston ... earned the win, allowing 2 runs and 6 hits.
- ⊙ worked 6.0 or more innings in 17 of his starts.
- ⊙ was on the disabled list June 22-July 1 with a swollen lymph node under his left arm.

1996: Was promoted to Omaha (AAA), where he was recognized as Kansas City's third-best prospect.

© **Baseball America** also named him the Pacific Coast League's sixth-best prospect, as he made the second-highest number of starts and was third in the league in innings pitched and fourth in wins.

1995: Led the Carolina League in wins (14) and ERA (1.74) and held batters to a league-low .188 average.

© was 14-6 in 26 starts at Wilmington (A).

© ranked second in the league in strikeouts (147) and fourth in starts, innings pitched (165.2) and fewest walks per 9.0 innings (1.85).

© was a **Baseball America** Carolina League all-star.

1994: Struggled at Rockford (A), but still managed to post a winning record, going 8-5 with a 4.66 ERA.

© struck out 122 batters while issuing just 34 walks.

© saw action as both a starter and a reliever, making 11 relief appearances.

© hurled a no-hitter August 7 at Kane County.

◆ struck out 11 of the 28 batters he faced and allowed a two-out walk in the eighth inning.

1993: Saw action in the Gulf Coast League (R) and Rockford (A) in his first season of professional baseball.

© was 4-2 with a 1.60 ERA in 10 starts for Kansas City's Gulf Coast affiliate.

◆ his ERA was the league's fifth-lowest.

Rusch's 2005 and Career Statistical Breakdowns

W-L-S	ERA	G	CG	IP	ER	2005/CAREER	W-L-S	ERA	G	CG	IP	ER	CAREER BY PARK	W-L-S	ERA	G	CG	IP	ER
9-11-0	4.52	46	1	145.1	73	TOTALS	57-86-4	4.88	271	11	1308.2	710	ATL: Turner Field	0-3-0	7.00	5	0	18.0	14
1-0-0	3.38	4	0	5.1	2	Arizona	4-2-0	4.17	12	2	49.2	23	AZ: Chase Field	2-2-0	6.18	6	1	27.2	19
0-0-0	-	1	0	0.0	3	Atlanta	0-4-0	5.48	10	0	42.2	26	BAL: Camden Yards	0-2-0	10.70	4	0	17.2	21
0-0-0	0.00	0	0	0.0	0	Baltimore	0-5-0	10.15	8	0	39.0	44	BOS: Fenway Park	1-1-0	3.60	3	1	20.0	8
0-1-0	7.94	1	0	5.2	5	Boston	2-3-0	4.37	7	1	45.1	22	CH: WRIGLEY FIELD	11-9-1	4.22	48	1	168.1	79
0-0-0	0.00	0	0	0.0	0	Chicago (AL)	0-1-0	3.24	6	0	25.0	9	CIN: Cergy Field	0-2-0	15.95	2	0	7.1	13
0-0-0	0.00	0	0	0.0	0	Chicago (NL)	7-3-0	4.48	13	1	64.1	32	CIN: Great American	0-0-0	2.92	5	0	12.1	4
0-0-0	7.04	6	0	7.2	6	Cincinnati	1-3-0	5.03	17	0	59.0	33	CLE: Jacobs Field	0-0-0	1.93	2	0	9.1	2
0-0-0	0.00	0	0	0.0	0	Cleveland	0-1-0	4.64	4	0	21.1	11	COL: Coors Field	0-2-1	4.50	3	0	14.0	7
1-1-0	2.08	2	0	13.0	3	Colorado	2-4-1	4.71	8	0	42.0	22	CWS: U.S. Cellular Field	0-0-0	2.57	2	0	7.0	2
0-0-0	0.00	0	0	0.0	0	Detroit	3-0-0	2.86	4	1	22.0	7	DET: Tiger Stadium	2-0-0	6.30	2	0	10.0	7
0-1-0	9.53	2	0	5.2	6	Florida	3-7-0	4.91	13	1	73.1	40	FLA: Dolphins Stadium	2-1-0	2.52	6	1	35.2	10
3-1-0	4.21	5	0	25.2	12	Houston	7-6-1	3.90	20	0	110.2	48	HOU: Minute Maid Park	3-3-1	3.97	9	0	47.2	21
0-0-0	0.00	0	0	0.0	0	Los Angeles (AL)	1-3-0	8.57	4	0	21.0	20	KC: Kauffman Stadium	3-15-1	6.02	32	1	169.0	113
0-1-0	31.50	1	0	2.0	7	Los Angeles (NL)	0-5-0	14.69	8	0	22.2	37	LAA: Angel Stadium	1-1-0	7.84	2	0	10.1	9
1-0-0	4.35	4	0	10.1	5	Milwaukee	3-1-1	2.62	12	0	55.0	16	LAD: Dodger Stadium	0-2-0	11.12	3	0	11.1	14
0-0-0	0.00	0	0	0.0	0	Minnesota	1-3-0	6.10	5	0	31.0	21	MIL: County Stadium	1-1-0	2.63	2	0	13.2	4
0-1-0	7.20	1	0	5.0	4	New York (AL)	0-7-0	7.16	9	1	49.0	39	MIL: Miller Park	6-11-0	5.60	36	1	164.0	102
0-0-0	7.71	1	0	2.1	2	New York (NL)	1-2-0	2.20	6	1	32.2	8	MIN: Metrodome	1-1-0	2.35	2	0	15.1	4
0-0-0	0.00	0	0	0.0	0	Oakland	0-1-0	3.86	3	0	18.2	8	MON: Olympic Stadium	3-0-0	4.45	6	0	32.1	16
0-1-0	2.70	2	0	6.2	2	Philadelphia	2-3-0	3.27	10	0	44.0	16	NY: Yankee Stadium	0-4-0	5.84	6	1	37.0	24
0-0-0	1.64	5	0	11.0	2	Pittsburgh	1-7-0	4.55	21	1	89.0	45	OAK: McAfee Coliseum	0-1-0	3.86	1	0	7.0	3
2-0-0	2.76	4	0	16.1	5	St. Louis	6-6-0	4.77	23	1	117.0	62	PHI: Citizens Bank Park	0-0-0	0.00	1	0	2.0	0
1-0-0	0.00	1	1	9.0	0	San Diego	1-1-0	3.45	8	1	44.1	17	PHI: Veterans Stadium	1-2-0	3.20	3	0	19.2	7
0-1-0	4.05	2	0	6.2	3	San Francisco	1-2-0	6.00	5	0	18.0	12	PIT: PNC Park	1-2-0	2.40	8	0	40.2	19
0-0-0	0.00	0	0	0.0	0	Seattle	0-1-1	8.57	6	0	21.0	20	PIT: Three Rivers	0-1-0	4.25	2	1	11.0	3
0-0-0	0.00	0	0	0.0	0	Tampa Bay	1-1-0	6.55	2	0	11.0	8	SD: PETCO Park	1-0-0	0.66	2	1	13.2	1
0-0-0	0.00	0	0	0.0	0	Texas	2-2-0	7.33	6	0	27.0	22	SD: Qualcomm Stadium	0-0-0	4.13	4	0	24.0	11
0-0-0	3.00	1	0	6.0	2	Toronto	3-1-0	3.57	6	0	40.1	16	SEA: Kingdome	0-1-0	16.62	3	0	8.2	16
0-0-0	5.14	3	0	7.0	4	Washington	5-1-0	3.22	15	0	72.2	26	SF: AT&T Park	0-1-0	7.71	3	0	11.2	10
2-0-0	2.03	10	0	13.1	3	March/April	11-12-0	4.71	40	3	191.0	100	STL: Busch Stadium	4-3-0	4.39	14	1	69.2	34
2-1-0	2.48	6	0	32.2	9	May	10-19-0	5.13	46	1	252.2	144	TEX: Ameriquest Field	1-1-0	6.50	4	0	18.0	13
1-2-0	4.41	6	1	32.2	16	June	12-13-0	5.37	41	3	234.2	140	TOR: Rogers Centre	2-1-0	3.54	3	0	20.1	8
0-1-0	7.82	12	0	12.2	11	July	5-17-0	5.40	53	1	221.2	133	WAS: RFK Stadium	0-0-0	3.60	1	0	5.0	2
0-4-0	8.87	7	0	22.1	22	August	7-16-2	5.05	43	1	187.0	105							
4-0-0	3.41	5	0	31.2	12	Sept./Oct.	12-9-2	3.57	48	2	221.2	88							
5-5-0	4.68	23	0	67.1	35	Home	28-45-2	4.94	139	2	645.1	354							
4-3-0	4.38	23	1	78.0	38	Road	29-41-2	4.83	132	9	663.1	356							
5-4-0	5.07	24	0	71.0	40	Day	20-34-1	4.96	101	3	451.2	249							
4-4-0	4.00	22	1	74.1	33	Night	37-52-3	4.84	170	8	857.0	461							
9-8-0	4.52	46	1	145.1	73	Grass	50-80-4	4.91	252	10	1201.1	656							
0-0-0	0.00	0	0	0.0	0	Artificial	7-6-0	4.53	19	1	107.1	54							
5-3-0	3.86	26	1	81.2	35	Pre-ASG	34-49-0	5.19	142	8	739.0	426							
4-5-0	5.37	20	0	63.2	38	Post-ASG	23-37-4	4.49	129	3	569.2	284							
7-7-0	4.32	19	1	110.1	53	Starter	52-84-0	4.94	202	11	1193.0	655							
2-1-0	5.14	27	0	35.0	20	Reliever	5-2-4	4.28	69	0	115.2	55							

LEFTY/RIGHTY SPLITS

Vs. Left-handed Batters:
2005 - .338 (39-117), 5 HR
ML Career - .287 (326-1136), 34 HR

Vs. Right-handed Batters:
2005 - .294 (136-462), 9 HR
ML Career - .293 (1191-4058), 123 HR

GLENDON RUSCH'S CAREER HIGHS AND LOWS

LOW-HIT COMPLETE GAME: 3-hitter (twice), 4/5/02 vs. Arizona and 4/26/02 @ New York Mets

MOST STRIKEOUTS: 10 (twice), most recently 7/14/01 vs. Boston

MOST HITS ALLOWED: 13 (three times), most recently 5/12/03 vs. Cubs

MOST RUNS ALLOWED: 10, 7/30/97 vs. Minnesota

MOST HOMERS ALLOWED: 3 (five times), most recently 7/12/02 vs. Pittsburgh

LONGEST WINNING STREAK: 4 games (three times), most recently 9/6/05-current

LONGEST LOSING STREAK: 11 games, 4/13-7/18/03

LONGEST RELIEF APPEARANCE: 5.1 innings, 7/15/04 vs. Milwaukee

#70 JAE KUK RYU — RHP



FULL NAME: Jae Kuk Ryu (Jay Cook You)
 BATS: Right THROWS: Right HEIGHT: 6-3 WEIGHT: 220 MLS: None
 OPENING DAY AGE: 22, turns 23 on May 30
 BORN: 5/30/83 in Choon Chung Do, South Korea RESIDES: Seoul, South Korea
 CONTRACT STATUS: Signed through 2006
 FAMILY: Single
 HOW ACQUIRED: Signed as a non-drafted free agent by Cubs 6/1/01

Ryu's Statistics and Career Transactions

YEAR	TEAM	W-L	ERA	G	GS	CG	SHO	SV	IP	H	R	ER	HR	HB	BB	SO	WP	BK
2001	Mesa-R	1-0	0.61	4	3	0	0	0	14.2	11	2	1	0	0	5	20	2	0
2002	Boise-A	6-1	3.57	10	10	0	0	0	53.0	45	28	21	1	4	25	56	8	1
	Lansing-A	1-2	7.11	5	4	0	0	0	19.0	26	16	15	1	2	8	21	5	0
2003	Daytona-A	0-1	3.05	4	4	0	0	0	20.2	14	14	7	1	2	11	22	2	0
	Lansing-A	6-1	1.75	11	11	0	0	0	72.0	59	19	14	2	5	19	57	10	1
	West Tenn-AA	2-5	5.43	11	11	1	0	0	58.0	63	37	35	3	5	25	45	2	1
2004	Mesa-R#	0-0	4.50	2	2	0	0	0	4.0	4	2	2	1	0	0	5	0	0
	Boise-A	0-2	2.57	5	0	0	0	0	7.0	7	3	2	0	0	5	7	4	0
	West Tenn-AA	1-0	2.95	14	0	0	0	0	18.1	22	8	6	0	1	10	19	2	0
	Iowa-AAA	0-0	40.50	1	0	0	0	0	0.2	2	4	3	1	0	1	0	0	0
2005	West Tenn-AA	11-8	3.34	27	27	1	1	0	*169.2	154	67	63	12	6	49	133	9	0
MINOR LEAGUE TOTALS		28-20	3.48	94	72	2	1	0	437.0	407	200	169	22	25	158	385	44	3

*Led League ... #Injury Rehabilitation Assignment

2001 – Signed as a non-drafted free agent by Cubs 6/1 (scout: Leon Lee)
 2004 – On disabled list 4/18-7/14 ... right elbow soreness ... included injury rehabilitation assignment to Mesa (7/8-7/14)

Ryu: Facts and Information

Jae Kuk, who was signed by the Cubs in 2001, was added to the Cubs' major league roster in November 2005.

- © named the 5th-best prospect in the Northwest League by *Baseball America* following the 2002 season.
- © graduated from Duk Soo High School in Seoul, South Korea in 2001 ... struck out a school-record 20 batters in a 7.0-inning stint in his final high school start.

Ryu's 2005 Season

Jae Kuk finished the season ranking among the Southern League leaders in innings pitched (first), strikeouts (fourth) and ERA (seventh).

- © pitched 6.0 innings or more in 20 of his 27 starts ... allowed 2 or fewer earned runs in 15 of his starts.
- © struck out 9 batters July 8 at Carolina, tying a career high.
- © ended the season with a three-game winning streak from August 20-September 5, crafting a 1.88 ERA (5 ER/24.0 IP) and striking out 25 batters while giving up just 17 hits.

Ryu's Career Review

2004: Jae Kuk spent the first half of the season on the disabled list with elbow soreness— combined to go 1-2 in 22 games for Mesa (R), Boise (A), West Tenn (AA) and Iowa (AAA) with a 3.90 ERA after returning in the second half.

- © picked up the win for West Tenn in a 2.0-inning relief appearance September 4 at Greenville ... allowed just 1 hit and struck out 4.

2003: Split the season between Daytona (A), Lansing (A) and West Tenn (AA).

- © opened his stint with Lansing (A) with a six-game winning streak (April 28-June 6).
- © was named to the Midwest League midseason All-Star team.
- © threw his first professional complete game on August 29 against Mobile ... allowed just 1 run on 6 hits while striking out 5 and walking none in the Diamond Jaxx victory.

2002: Combined to go 7-3 with a 4.50 ERA in 15 games for Boise (A) and Lansing (A).

- © picked up the win in seven straight starts beginning on July 10 for Boise and ending August 11 for Lansing ... posted a 2.31 ERA over the stretch (10 ER/39.0 IP).

2001: Began his professional career in Mesa (R), going 1-0 with a 0.61 ERA in four games (three starts).

#37 JASON SIMONTACCHI — RHP



FULL NAME: Jason William Simontacchi

BATS: Right THROWS: Right HEIGHT: 6-2 WEIGHT: 190 MLS: 2+22

OPENING DAY AGE: 32, turns 33 on November 13

BORN: 11/13/73 in Mountain View, CA RESIDES: Saint Louis, MO

CONTRACT STATUS: Signed through 2006

FAMILY: Single

NON-ROSTER INVITEE

HOW ACQUIRED: Signed as minor league free agent 2/2/06

Simontacchi's Career Record

YEAR	TEAM	W-L	ERA	G	GS	CG	SHO	SV	IP	H	R	ER	HR	HB	BB	SO	WP	BK
1996	— Spokane-A	2-5	5.17	14	6	0	0	2	47.0	59	37	27	8	3	15	43	1	0
1997	— Lansing-A	3-7	6.97	29	1	0	0	2	62.0	93	56	47	7	4	15	38	1	2
1998	— Springfield-IND	10-2	2.95	16	16	3	1	0	110.0	103	43	36	14	6	21	92	4	1
1999	— Hickory-A	4-6	4.02	23	7	0	0	1	69.1	71	34	31	8	6	19	66	5	3
2000	— Rimini-ITAL	12-1	1.71	15	15	6	0	0	105.0	80	32	20	2	0	14	120	0	0
2001	— Edmonton-AAA	7-13	5.34	32	18	2	0	0	143.1	192	97	85	21	6	23	83	4	0
2002	— Memphis-AAA	5-1	2.34	6	6	0	0	0	42.1	44	12	11	2	1	5	28	0	0
	— St. Louis	11-5	4.02	24	24	0	0	0	143.1	134	68	64	18	6	54	72	1	0
2003	— St. Louis	9-5	5.56	46	16	1	0	1	126.1	153	82	78	21	5	41	74	4	0
2004	— Memphis-AAA	7-4	4.33	33	8	0	0	2	81.0	101	44	39	8	4	12	55	5	0
	— St. Louis	0-0	5.28	13	0	0	0	0	15.1	17	10	9	5	1	7	3	0	0
2005	—																	

INJURED — DID NOT PITCH

MAJOR LEAGUE TOTALS	20-10	4.77	83	40	1	0	1	285.0	304	160	151	44	12	102	149	5	0
----------------------------	--------------	-------------	-----------	-----------	----------	----------	----------	--------------	------------	------------	------------	-----------	-----------	------------	------------	----------	----------

LAST MAJOR LEAGUE START: 9/2/03 @ CUBS (ND, 4-2 L) ... LAST MAJOR LEAGUE APPEARANCE: 10/2/04 vs. Milwaukee

LAST MAJOR LEAGUE COMPLETE GAME: 5/28/03 vs. Houston (W, 3-1)

SV/OPP: ML Career — 1/3 ... HOLDS: ML Career — 7 ... IR/IRS: ML Career — 34/14

	AVG	AB	R	H	2B	3B	HR	RBI	SH	SF	HP	BB	SO	SB	CS	PCT	G	PO	A	E	TC	DP
ML TOTALS	.200	90	9	18	1	0	0	2	4	0	0	2	29	0	0	.973	83	28	43	2	73	6

LAST HIT: 4/8/04 vs. Milwaukee (single off Chris Capuano) ... number of at-bats since then — 1

MOST HITS: 2 (five times), most recently 7/3/03 vs. San Francisco

1996 — Selected by Kansas City in 21st round of June draft (scout: Chad Moesche)

1997 — Released 7/30

1999 — Signed by Hickory (Pittsburgh) 1/18

1999 — On disabled list 5/21-7/1

1999 — On disabled list 8/26-9/14

1999 — Released 9/27

2000 — Signed by New Britain (Minnesota) 9/27

2001 — Elected free agency 10/15 ... signed by Memphis (St. Louis) 1/2/02

2004 — Released 11/19

2006 — Signed by Iowa (Cubs) 2/2

Simontacchi: Facts and Information

Jason, who signed as a minor league free agent in February, looks to return to the mound after undergoing labral surgery following the 2004 season.

- © the right-hander has spent time in both the starting rotation and the bullpen, going 16-9 in 40 starts and 4-1 with 7 holds in 43 relief appearances.
- © began his professional career after being selected in the 21st round of the 1996 draft out of Albertson College of Idaho ... also attended De Anza Community College and San Jose State University.
- © graduated from Freemont High School (CA) in 1992.

IF YOU START ME UP

In his 40 big league starts, Jason Simontacchi has:

- Ⓞ worked at least 6.0 innings 25 times ... at least 7.0 innings 10 times ... at least 8.0 innings three times ... and has 1 complete game.
- Ⓞ issued 2 or fewer walks 54 times — including 30 no-walk outings ... his career-high walk total is 5 (three times, most recently 4/8/03 @ Colorado).

Simontacchi's 2005 Season

Jason did not see action in 2005 ... had labral surgery on his throwing shoulder following the 2004 season.

Simontacchi's Career Review

2004: Spent his final season in the Cardinals' organization, making 13 relief appearances in four stints with the big league club.

- ⊙ was on the major league roster Opening Day-April 20, June 11-June 18, August 11-August 22 and September 27-end of the season.
- ⊙ spent the majority of the season with Memphis (AAA), where he was 7-4 with a 4.33 ERA in 33 games (eight starts).
 - ◆ won five straight decisions from June 28-August 7 ... the streak spanned eight games.

2003: Spent his first full season in the majors, going 9-5 in 46 games (16 starts).

- ⊙ was in the starting rotation for the first half of the season, going 5-4 with a 6.33 ERA.
- ⊙ had greater success after being moved to the bullpen — going 4-1 with 1 save and a 3.95 ERA in his 30 relief appearances.
 - ◆ was unscored upon in 18 of those outings.
- ⊙ had a season-high 5.1-inning relief stint July 8 in San Francisco, giving up 1 unearned run and striking out 3 batters.
- ⊙ won a season-high four straight decisions June 18-July 13.
- ⊙ twirled his first big league complete game on May 28, allowing 1 run on 6 hits and 5 strikeouts in a 3-1 defeat of Houston.
- ⊙ earned his first ML save on August 12 in Pittsburgh.
 - ◆ entered the game in the bottom of the ninth inning with two outs and runners on first and third base ... induced a Carlos Rivera pop-up to preserve the 10-6 victory.

2002: Made his major league debut in his first season in the St. Louis Cardinals organization.

- ⊙ was selected by the big league club on May 3 and made his debut the next day.
 - ◆ earned the win in the 3-2 defeat of Atlanta ... started the contest and gave up 2 runs on 5 hits and 1 walk over 7.0 innings.
- ⊙ won his next four starts, opening his ML career with a career-best five-game winning streak.
 - ◆ had a 2.45 ERA over the seven-game, 44.0-inning span and held batters to a .233 average.
- ⊙ worked 6.0 or more innings in 17 of his starts.
- ⊙ remained with the big league club the majority of the season ... was optioned back to Memphis on August 29 but was recalled September 3 after rosters expanded.
- ⊙ went 5-1 with a 2.34 ERA in his six games at Triple-A.
 - ◆ picked up the win in his last five starts.
 - ◆ right-handed batters hit just .245 off him.

- 2001:** Struggled in his return to North America, going 7-13 in 32 games (18 starts) for Edmonton (AAA).
- ⊙ ranked third in the league in walks per 9.0 innings (by a starter), as he issued just 15 walks in 106.1 innings.
- ⊙ worked 6.0 or more innings in 10 of his starts.
- ⊙ tossed a 6-hit complete game on July 5 at Portland, giving up just 1 run in the win.
- ⊙ struck out a season-high 8 batters in a 5.0-inning start June 4 against Nashville.

CAREER STATISTICAL BREAKDOWNS

	W-L-S	ERA	G	CG	IP	ER
TOTALS	20-10-1	4.77	83	1	285.0	151
Arizona	0-1-0	9.53	3	0	5.2	6
Atlanta	1-1-0	8.03	4	0	12.1	11
Baltimore	1-0-0	0.00	1	0	1.0	0
Chicago	1-2-0	4.67	5	0	27.0	14
Cincinnati	2-4-0	4.93	11	0	38.1	21
Colorado	1-0-0	8.44	3	0	10.2	10
Florida	0-0-0	2.16	2	0	8.1	2
Houston	3-0-0	3.34	9	1	32.1	12
Kansas City	1-0-0	5.52	3	0	14.2	9
Los Angeles Dodgers	0-0-0	0.00	1	0	1.0	0
Milwaukee	1-0-0	3.60	8	0	20.0	8
New York (AL)	0-1-0	7.50	1	0	6.0	5
New York (NL)	0-0-0	18.00	2	0	2.0	4
Oakland	0-0-0	0.00	1	0	1.2	0
Philadelphia	1-0-0	0.77	5	0	11.2	1
Pittsburgh	2-0-1	7.20	11	0	30.0	24
San Diego	3-0-0	3.00	5	0	18.0	6
San Francisco	1-0-0	3.13	4	0	23.0	8
Texas	0-0-0	0.00	1	0	1.1	0
Toronto	1-0-0	9.00	1	0	5.0	5
Washington	1-1-0	3.00	3	0	15.0	5
April	0-1-0	8.75	8	0	23.2	23
May	5-2-0	4.28	10	1	61.0	29
June	6-2-0	4.50	12	0	54.0	27
July	4-1-0	3.93	14	0	50.1	22
August	2-3-1	6.10	24	0	51.2	35
Sept./Oct.	3-1-0	3.05	15	0	44.1	15
Home	14-5-0	4.21	44	1	145.1	68
Road	6-5-1	5.35	39	0	139.2	83
Day	10-2-0	4.53	29	0	99.1	50
Night	10-8-1	4.90	54	1	185.2	101
Grass	19-10-1	4.89	79	1	274.1	149
Turf	1-0-0	1.69	4	0	10.2	2
Pre-ASG	15-5-0	4.80	35	1	159.1	85
Post-ASG	5-5-1	4.73	48	0	125.2	66
Starter	16-9-0	4.88	40	1	228.2	124
Reliever	4-1-1	4.31	43	0	56.1	27
AZ: Chase Field	0-0-0	27.00	1	0	0.2	2
ATL: Turner Field	0-1-0	40.50	2	0	2.0	9
CHI: WRIGLEY FIELD	0-1-0	4.00	2	0	9.0	4
CIN: Cinergy Field	1-1-0	3.57	3	0	17.2	7
CIN: Great American	0-1-0	4.05	3	0	6.2	3
COL: Coors Field	1-0-0	9.00	2	0	9.0	9
FLA: Dolphins Stadium	0-0-0	2.16	2	0	8.1	2
HOU: Minute Maid Park	0-0-0	6.00	3	0	12.0	8
KC: Kauffman Stadium	0-0-0	7.56	2	0	8.1	7
LA: Dodger Stadium	0-0-0	0.00	1	0	1.0	0
MIL: Miller Park	1-0-0	1.29	1	0	7.0	1
MON: Olympic Stadium	0-0-0	9.00	1	0	1.0	1
NY: Shea Stadium	0-0-0	18.00	2	0	2.0	4
NY: Yankee Stadium	0-1-0	7.50	1	0	6.0	5
PHI: Veterans Stadium	1-0-0	0.93	3	0	9.2	1
PIT: PNC Park	2-0-1	7.36	5	0	18.1	15
STL: Busch Stadium	14-5-0	4.21	44	1	145.1	68
SD: Qualcomm Stadium	0-0-0	5.19	2	0	8.2	5
SF: AT&T Park	0-0-0	0.00	2	0	11.0	0
TEX: Ameriquest Field	0-0-0	0.00	1	0	1.1	0

2000: Won a career-high 12 games while pitching in the Italian professional league.

- Ⓞ was 12-1 with a 1.71 ERA in 15 starts for Rimini.
- Ⓞ hurled 6 complete games.
- Ⓞ struck out 120 batters in 105.0 innings and limited the opponents to a .207 batting average.

1999: Signed a minor league contract with Pittsburgh's organization prior to the season.

- Ⓞ spent time in the starting rotation and the bullpen, going 4-6 with a 4.02 ERA in 23 games (seven starts).
- Ⓞ had his greatest success working in relief, recording a 3.06 ERA in his 16 outings.
- Ⓞ was unscored upon in 10 of his relief appearances — including a season-high 4.1-inning stint on July 31 at Savannah.
- Ⓞ was released after the season.

1998: Pitched in the Independent League, going 10-2 with a 2.95 ERA in 16 starts for Springfield.

- Ⓞ struck out 92 batters and gave up just 21 walks in 110.0 innings.
- Ⓞ ranked second in the Frontier League in wins and strikeouts and fourth in innings pitched.

1997: Was released on July 30 after going 3-7 with a 6.97 ERA in 29 games for Lansing (A).

1996: Was selected in the 21st round of the 1996 draft out of Albertson College of Idaho.

- Ⓞ made 14 appearances (six starts) for Spokane (A) and issued 43 strikeouts in 47.0 innings.
- Ⓞ did not allow a walk when working out of the pen — and led the league in walks per innings pitched for a reliever.

JASON SIMONTACCHI'S CAREER HIGHS AND LOWS

LOW-HIT COMPLETE GAME: 6-hitter, 5/28/03 vs. Houston
MOST STRIKEOUTS: 9, 5/7/03 @ Cincinnati
MOST HITS ALLOWED: 10, 6/4/03 vs. Toronto
MOST RUNS ALLOWED: 9, 8/2/02 @ Atlanta
MOST HOMERS ALLOWED: 3 (twice), most recently 6/13/03
 @ New York (AL)

LONGEST WINNING STREAK: 5 games, 5/4-6/15/02
LONGEST LOSING STREAK: 3 games, 7/27-8/7/02

#65 BRANDON SING — IF

FULL NAME: Brandon Ronald Sing
BATS: Right **THROWS:** Right **HEIGHT:** 6-5 **WEIGHT:** 215 **MLS:** None
OPENING DAY AGE: 25
BORN: 3/13/81 in Joliet, IL **RESIDES:** Joliet, IL
CONTRACT STATUS: Signed through 2006
FAMILY: Single **NON-ROSTER INVITEE**
HOW ACQUIRED: Selected by Cubs in 20th round of 1999 draft



Sing's Statistics and Career Transactions

YEAR	TEAM	AVG	G	AB	R	H	2B	3B	HR	RBI	SH	SF	HP	BB	SO	SB	CS	E
1999	— Mesa-R	.265	17	68	4	18	4	1	2	12	0	1	0	5	16	1	1	4
2000	— Eugene-A	.229	61	218	29	50	11	1	9	28	1	2	2	35	75	4	5	9
2001	— Lansing-A	.245	121	417	54	102	27	2	16	50	2	5	8	46	109	3	5	31
2002	— Daytona-A	.248	125	440	65	109	18	5	18	64	1	5	6	64	96	5	7	7
2003	— Daytona-A	.235	39	136	20	32	6	0	4	23	0	1	0	17	29	0	3	3
	— West Tenn-AA	.209	42	139	15	29	7	0	5	23	1	6	1	10	39	2	1	2
2004	— Daytona-A	.270	122	408	*86	110	27	0	*32	*94	0	5	7	*84	101	1	3	15
2005	— West Tenn-AA	.276	127	409	74	113	29	0	+26	71	0	7	1	91	110	2	5	12
MINOR LEAGUE TOTALS		.252	654	2235	347	563	129	9	112	365	5	32	25	352	575	18	30	83

*Led League ... +Tied for League Lead

SLG: 2005 — .538

OBP: 2005 — .404

1999 — Selected by Cubs in 20th round of draft (scout: Scott May)

Sing: Facts And Information

Brandon has spent his entire seven-year professional career in the Cubs' organization.

- ⊙ has 112 career roundtrippers – was among league leaders in home runs during the 2004 and 2005 seasons.
- ⊙ graduated from Joliet West High School in 1999 ... was an Illinois first-team all-state selection in 1999.

Sing's 2005 Season

Brandon saw action in a career-high 127 games for West Tenn (AA), batting .276 with 26 home runs and 71 RBI.

- ⊙ named the Southern League Player of the Month in July, batting .366 (30-82) with 9 homers and 22 RBI.
- ⊙ was tied for the league lead in homers ... recorded three 2-home run games.
- ⊙ batted .246 with 3 home runs and 10 RBI in 19 games for the Mesa Solar Sox (R) in the Arizona Fall League following the season.

Sing's Career Review

2004: Brandon was named the Florida State League MVP following the season – batted .270 in 122 games for Daytona (A) with 32 home runs and 94 RBI.

- ⊙ led the league in home runs, RBI, runs scored (86) and tied for second in extra-base hits (59).
- ⊙ homered in four consecutive games June 27-30, going 8-for-16 (.500) with 5 home runs and 15 RBI over the stretch.
- ⊙ ranked 14th among all minor leaguers in home runs and tied for 50th in RBI.
- ⊙ along with the league MVP honors, was also named to the midseason and postseason Florida State League All-Star teams.

2003: Split the season between West Tenn (AA) and Daytona (A), combining to bat .222 in 81 games.

- ⊙ started the season at West Tenn where he batted .209 in 42 games for the Diamond Jaxx.
 - ◆ recorded a season-high seven game hitting streak May 10-17, batting .308 (8-26) over the stretch.

- ◆ hit the first pinch-homer of his career April 18 at Chattanooga.

2002: Hit .248 at Daytona (A) with 18 doubles, 18 homers and 64 RBI.

- ⊙ had an 11-game hitting streak June 1-11 ... went 15-for-42 (.357) over the stretch with 2 homers and 9 RBI.

2001: Brandon spent the season at Lansing (A), batting .245 with 27 doubles and 50 RBI.

- ⊙ homered twice on August 26 in the first multi-homer contest of his career.

2000: Played in 61 games for Eugene (A), hit .229 with 11 doubles, 9 home runs and 28 RBI.

1999: Made his professional debut, batting .265 in 17 games for Mesa (Rookie).

#58 GEOVANY SOTO — C

FULL NAME: Geovany Soto (Ponce)

BATS: Right THROWS: Right HEIGHT: 6-1 WEIGHT: 230 MLS: 0+27

OPENING DAY AGE: 23

BORN: 1/20/83 in San Juan, PR RESIDES: San Juan, PR

CONTRACT STATUS: Signed through 2006

FAMILY: Married – Luzern

HOW ACQUIRED: Selected in 11th round of 2001 draft



Soto's Statistics and Career Transactions

YEAR TEAM	AVG	G	AB	R	H	2B	3B	HR	RBI	SH	SF	HP	BB	SO	SB	CS	E
2001 – Mesa-R	.260	41	150	18	39	16	0	1	20	1	0	3	15	33	1	0	7
2002 – Mesa-R	.269	44	156	24	42	10	2	3	24	1	2	3	13	35	0	2	1
Boise-A	.400	1	5	1	2	0	0	0	0	0	0	0	0	1	0	0	0
2003 – Daytona-A	.242	89	297	26	72	12	2	2	38	4	6	2	31	58	0	0	9
2004 – West Tenn-AA	.271	104	332	47	90	16	0	9	48	1	3	5	40	71	1	2	6
2005 – Iowa-AAA	.253	91	292	30	74	14	0	4	39	3	2	0	48	77	0	1	4
CUBS	.000	1	1	0	0	0	0	0	0	0	0	0	0	0	0	0	0
ML/CUBS TOTALS	.000	1	1	0	0	0	0	0	0	0	0	0	0	0	0	0	0
MINOR LEAGUE TOTALS	.259	370	1232	146	319	68	4	19	169	10	13	13	147	275	2	5	27

SLG: 2005 CUBS – .000 ... 2005 Iowa – .342 OBP: 2005 CUBS – .000 ... 2005 Iowa – .357

Soto: Facts and Information

Geovany was added to the Cubs 40-man roster in November 2004 ... the catcher has spent his entire five-year professional career in the Cubs minor league system.

- © a native of San Juan, Puerto Rico, attended the American Military Academy.
- © is a cousin of former Cubs infielder Ramon Martinez.

Soto's 2005 Season

Geovany was called up on September 6 and made his major league debut on September 23 against Houston as a pinch hitter.

- © spent the majority of the season at Iowa (AAA), where he batted .253 in 91 games with 14 doubles, 4 home runs and 39 RBI.
- © had 20 multi-hit games.
- © hit his first Triple-A home run on May 26 vs. Sacramento – a two-run shot in the bottom of the ninth inning.
- © was a triple shy of batting for the cycle August 26 at New Orleans ... went 3-for-4 with a single, double, home run and 3 RBI.

Soto's Career Review

2004: Spent the season at West Tenn (AA) where he had career highs in batting average (.271), games (104), runs (47), hits (90), doubles (16), home runs (9) and RBI (48).

- © collected at least 1 RBI in 9 consecutive games April 16-29 – 11 RBI total.
- © batted .357 in 22 games during the month of July ... drove in 11 runs while belting a pair of homers and 5 doubles.
- © recorded his first career 2-homer game on August 15 against Carolina, going 2-for-4 with 4 RBI.

◆ the 4 RBI were a season-high.

- © selected as a midseason Southern League all-star.

2003: Spent season at Daytona (A), where he batted .242 in 89 games with 16 extra base hits.

- © was selected as a midseason Florida State League all-star.
- © hit .330 with runners in scoring position, driving in 36 runs.
- © had seven multi-RBI games, including a pair of 5-RBI games – June 16 at Palm Beach and July 22 vs. St. Lucie.
- © went 4-for-5 as the designated hitter June 11 at Vero Beach ... also had 3 runs scored and 1 RBI.
 - ◆ was a triple shy of the cycle.

2002: Spent his second consecutive season with the Mesa Cubs (Rookie), batting .269 in 44 games while helping the club to a Arizona League Championship ... also saw action in 1 game for Boise (A).

- © while with the Cubs, he appeared in 27 games as the designated hitter – batting .243 with 2 home runs and 16 RBI in that role ... saw action in 10 games behind the plate – batting .375 as the backstop.

2001: Spent his first year in professional baseball at Mesa (Rookie) – appeared in 41 games while batting .260 with 16 doubles and 20 RBI.

- © saw action in 18 games as a catcher, 12 games at first base, 8 games as the designated hitter, 2 games at third base and 2 games in left field.

CAREER STATISTICAL BREAKDOWNS

	AVG	AB	H	HR	RBI
TOTALS	.000	1	0	0	0
Houston	.000	1	0	0	0
Sept./Oct.	.000	1	0	0	0
Road	.000	1	0	0	0
Day	.000	1	0	0	0
Grass	.000	1	0	0	0
Post-ASG	.000	1	0	0	0
vs. RHP	.000	1	0	0	0
Runners in Scoring Position	.000	1	0	0	0
Pinch Hitting	.000	1	0	0	0
CHI: WRIGLEY FIELD	.000	1	0	0	0

FRESHMAN CLASS

The Baseball Writers' Association of America considers a player a rookie unless during the previous season or seasons he has (1) exceeded 130 at-bats or 50.0 innings pitched in the major leagues, or (2) accumulated more than 45 days on the active roster of a Major League club during the 25-man limit that is in effect from Opening Day through August 31.

#55 RYAN THERIOT — IF



FULL NAME: Ryan Stewart Theriot (TARE-ee-oh)
BATS: Switch **THROWS:** Right **HEIGHT:** 5-11 **WEIGHT:** 175 **MLS:** 0+21
OPENING DAY AGE: 26, turns 27 on December 7
BORN: 12/7/79 in Baton Rouge, LA **RESIDES:** Baton Rouge, LA
CONTRACT STATUS: Signed through 2006
FAMILY: Married – Johannah ... Children – Houston
HOW ACQUIRED: Selected in 3rd round of 2001 draft

Theriot's Statistics and Career Transactions

YEAR	TEAM	AVG	G	AB	R	H	2B	3B	HR	RBI	SH	SF	HP	BB	SO	SB	CS	E
2001	– Daytona-A	.204	30	103	20	21	5	0	0	9	3	1	1	21	17	2	4	7
2002	– Lansing-A	.252	130	489	75	123	19	4	1	37	3	3	4	59	77	32	8	29
2003	– Lansing-A	.259	58	220	29	57	8	1	1	17	5	0	1	31	34	21	5	12
	West Tenn-AA	.236	53	178	20	42	3	0	1	9	4	1	3	29	21	9	8	10
2004	– Daytona-A	.273	103	330	47	90	14	3	1	34	6	3	3	48	43	13	11	18
2005	– West Tenn-AA	.304	120	448	52	136	28	4	1	53	4	5	1	45	38	24	10	13
	CUBS	.154	9	13	3	2	1	0	0	0	0	0	0	1	2	0	0	0
ML/CUBS TOTALS		.154	9	13	3	2	1	0	0	0	0	0	0	1	2	0	0	0
MINOR LEAGUE TOTALS		.265	494	1768	243	469	77	12	5	159	25	13	13	233	230	101	46	89

SLG: 2005 CUBS – .231 ... 2005 Iowa – .391 OBP: 2005 CUBS – .214 ... 2005 Iowa – .365

2005/CAREER	PCT	G	PO	A	E	TC	DP
Second Base	1.000	3	3	9	0	12	0

2001 – Selected by Cubs in 3rd round of draft (scout: Jim Crawford)

Theriot: Facts and Information

Ryan made his major league debut in 2005, during his fifth professional campaign.

- © attended Louisiana State University – named to the College World Series all-tournament team after helping lead LSU to the 2000 NCAA championship.
- © graduated from Broadmoor High School in Baton Rouge, LA in 1998.

Theriot's 2005 Season

Ryan saw his first major league action, appearing in nine games after his contract was selected from West Tenn (AA) September 12.

- © made his major league debut September 13 against Cincinnati, entering the game in the 10th inning as a pinch hitter ... recorded his first major league hit the next day, tagging Cincinnati's Brian Shacketford for a pinch-infield single.
- © saw his first defensive action September 21 at Milwaukee ... entered the game as a pinch runner in the ninth inning and remained in at second base.
- © spent the majority of the season at West Tenn (AA), batting .304 with 28 doubles and 24 stolen bases – was named the team's most valuable player at the end of the season.
 - ◆ struck out 38 times in 448 at-bats (once every 11.8 at-bats) and grounded into just 9 double plays.
 - ◆ had 32 multi-hit games, including 13 three-hit and 2 four-hit contests.
- © had a season-high 10 game hitting streak June 1-14, going 16-for-38 (.421) with 1 home run, 4 RBI and 2 stolen bases over the stretch.

2005 STATISTICAL BREAKDOWNS

TOTALS	AVG	AB	H	HR	RBI
Cincinnati	.500	2	1	0	0
Houston	.167	6	1	0	0
Pittsburgh	.000	4	0	0	0
St. Louis	.000	1	0	0	0
Sept./Oct.	.154	13	2	0	0
Home	.125	8	1	0	0
Road	.200	5	1	0	0
Day	.000	1	0	0	0
Night	.167	12	2	0	0
Grass	.154	13	2	0	0
Post-ASG	.154	13	2	0	0
vs. LHP	.250	8	2	0	0
vs. RHP	.000	5	0	0	0
Runners in Scoring Position	.000	2	0	0	0
Pinch Hitting	.250	4	1	0	0
CHI: WRIGLEY FIELD	.125	8	1	0	0
HOU: Minute Maid Park	.200	5	1	0	0

Theriot's Career Review

2004: Batted .273 with 14 doubles and 34 RBI in 103 games for Daytona (A).

⊙ played his best baseball in August, batting .339 (19-56) with 4 doubles and 8 RBI.

2003: Ryan split the season between Lansing (A) and West Tenn (AA), combining to go .249 in 111 games.

⊙ recorded at least one hit in 43 of his 53 games at Lansing, including 10 multi-hit contests.

◆ stole a career-high 3 bases June 4 at Quad Cities ... stole 21 bases in 58 games for the Lugnuts.

2002: Spent the season at Lansing (A), recording a .252 average with 19 doubles and 37 RBI.

⊙ had 25 multi-hit games, including 6 three-hit and 2 four-hit affairs.

⊙ stole a career-high 32 bases in 41 chances.

⊙ hit safely in 11 straight games from June 13-27, going 18-for-44 (.409) over the streak.

2001: Began his professional career with Daytona (A) where he batted .204 in 30 games.

⊙ recorded a season-high 3 hits July 30 at Lakeland – doubled, scored twice and drove in a run in the contest.

#72 RAUL VALDEZ — RHP

FULL NAME: Raul Valdez

BATS: Left THROWS: Left HEIGHT: 5-11 WEIGHT: 190 MLS: None

OPENING DAY AGE: 28, turns 29 on November 27

BORN: 11/27/77 in La Habana, Cuba RESIDES: Santo Domingo, D.R.

CONTRACT STATUS: Signed through 2006

FAMILY: Single

NON-ROSTER INVITEE

HOW ACQUIRED: Signed as a non-drafted free agent by Cubs 3/31/04



Valdez's Statistics and Career Transactions

YEAR TEAM	W-L	ERA	G	GS	CG	SHO	SV	IP	H	R	ER	HR	HB	BB	SO	WP	BK
2004 – Dominican-R	7-2	0.51	16	9	0	0	0	87.2	38	8	5	0	1	8	152	10	0
2005 – West Tenn-AA	2-0	5.09	5	5	0	0	0	23.0	28	13	13	1	1	3	18	2	0
lowa-AAA	6-7	5.93	25	17	0	0	1	98.2	135	71	65	7	4	39	73	5	2
MINOR LEAGUE TOTALS	15-9	3.57	46	31	0	0	1	209.1	201	92	83	8	6	50	243	17	2

YEAR TEAM	AVG	G	AB	R	H	2B	3B	HR	RBI	SH	SF	HP	BB	SO	SB	CS	E
2004 – Dominican-R	.241	50	174	16	42	12	3	3	26	0	0	5	15	72	3	4	–

2004 – Signed as a non-drafted free agent by Cubs 3/31 (scout: Leon Lee)

2005 – On disabled list 4/7-4/17

Valdez: Facts and Information

Raul, who was signed by the Cubs in 2004, was a non-roster invitee to spring training.

⊙ has struck out 243 batters while issuing just 50 walks in 209.1 career innings.

⊙ is 15-9 in 46 minor league appearances ... has also seen action as an outfielder.

⊙ defected from Cuba, where he was a member of the Cuban National team.

Valdez's 2005 Season

Raul opened the year at West Tenn (AA), but was promoted to Iowa (AAA) May 9.

⊙ was 6-7 in 25 games (17 starts) for the Iowa Cubs.

⊙ worked 6.0 or more innings in six of his starts – went 5-0 with a 2.15 ERA (9 ER/37.2 IP) in those outings.

⊙ earned his first professional save August 10 against Las Vegas, hurling 3.0 scoreless innings ... it was also his longest relief appearance of the season.

⊙ went 2-0 in five starts for the Diamond Jaxx ... struck out 18 batters and issued just 3 free passes over 23.0 innings.

Valdez's Career Review

2004: Was 7-2 with a 0.51 ERA in 16 games for the Dominican Cubs.

⊙ held the opponents to a .127 batting average and struck out 152 batters in 87.2 innings.

⊙ also saw action as an outfielder, batting .241 with 12 doubles and 26 RBI in 50 games.

#7 TODD WALKER — IF



FULL NAME: Todd Arthur Walker

BATS: Left THROWS: Right HEIGHT: 6-0 WEIGHT: 185 MLS: 8+57

OPENING DAY AGE: 32, turns 33 on May 25

BORN: 5/25/73 in Bakersfield, CA RESIDES: Benton, LA

CONTRACT STATUS: Signed through 2006

FAMILY: Married — Katie ... Children — Riley and Jackson

HOW ACQUIRED: Signed as a free agent 12/23/03

Walker's Statistics and Career Transactions

YEAR TEAM	AVG	G	AB	R	H	2B	3B	HR	RBI	SH	SF	HP	BB	SO	SB	CS	E
1994 — Ft. Myers-A	.304	46	171	29	52	5	2	10	34	0	4	0	32	15	6	3	9
1995 — Hardware City-AA	.290	137	513	83	149	27	3	21	85	1	8	2	63	101	23	9	27
1996 — Salt Lake-AAA	.339	135	551	94	*187	*41	9	*28	*111	2	10	5	57	91	13	8	19
Minnesota	.256	25	82	8	21	6	0	0	6	0	3	0	4	13	2	0	2
1997 — Salt Lake-AAA	.345	83	322	69	111	20	1	11	53	2	7	1	46	49	5	5	24
Minnesota	.237	52	156	15	37	7	1	3	16	1	2	1	11	30	7	0	4
1998 — Minnesota	.316	143	528	85	167	41	3	12	62	0	4	2	47	65	19	7	13
1999 — Minnesota	.279	143	531	62	148	37	4	6	46	0	2	1	52	83	18	10	7
2000 — Salt Lake-AAA	.325	63	249	51	81	14	1	2	37	3	3	0	32	32	8	3	11
Minnesota	.234	23	77	14	18	1	0	2	8	0	3	0	7	10	3	0	4
Colorado	.316	57	171	28	54	10	4	7	36	1	3	1	20	19	4	1	5
2001 — Colorado	.297	85	290	52	86	18	2	12	43	3	3	0	25	40	1	3	7
Cincinnati	.295	66	261	41	77	17	0	5	32	1	0	1	26	42	0	5	4
2002 — Cincinnati	.299	155	612	79	183	42	3	11	64	7	3	3	50	81	8	5	8
2003 — Boston	.283	144	587	92	166	38	4	13	85	1	10	1	48	54	1	1	16
2004 — CUBS	.274	129	372	60	102	19	4	15	50	1	4	4	43	52	0	3	7
2005 — Iowa-AAA#	.216	9	37	3	8	3	0	0	3	0	0	0	1	4	0	0	0
CUBS	.305	110	397	50	121	25	3	12	40	2	2	1	31	40	1	1	6
NL TOTALS	.296	602	2103	310	623	131	16	62	265	15	15	10	195	274	14	18	37
AL TOTALS	.284	530	1961	276	557	130	12	36	223	2	24	5	169	255	50	18	46
MAJOR LEAGUE TOTALS	.290	1132	4064	586	1180	261	28	98	488	17	39	15	364	529	64	36	83
CUBS TOTALS	.290	239	769	110	223	44	7	27	90	3	6	5	74	92	1	4	13

*Led League ... #Injury Rehabilitation Assignment

SLG: 2005 Cubs — .474 ... 2005 Iowa — .297 ... ML Career — .441

OBP: 2005 Cubs — .355 ... 2005 Iowa — .237 ... ML Career — .348

PCT	G	PO	A	E	TC	DP	2005/CAREER	PCT	G	PO	A	E	TC	DP
1.000	4	26	4	0	30	4	First Base	1.000	9	33	5	0	38	5
.985	97	164	243	6	413	44	Second Base	.981	947	1674	2461	78	4213	498
							Left Field	1.000	1	1	0	0	1	0
							Third Base	.965	60	35	102	5	142	7
							Shortstop	1.000	1	0	1	0	1	0
.986	190	247	6	443	48		M.L. TOTALS	.981	1743	2569	83	4395	510	

ONLY APPEARANCE AT SHORTSTOP: 9/25/01 @ Philadelphia ... ONLY APPEARANCE IN LEFT FIELD: 8/24/04 vs. Milwaukee ...

LAST APPEARANCE AT THIRD BASE: 9/22/97 vs. Milwaukee

1991 — Selected by Texas in 51st round of the draft — did not sign
 1994 — Selected by Minnesota in 1st round (8th player chosen) of draft (scout: Marty Esposito)
 2000 — Traded to Colorado 7/16 with OF Butch Huskey for IF Todd Sears and cash considerations
 2001 — Traded to Cincinnati 7/19 with OF Robin Jennings for OF Alex Ochoa
 2002 — Traded to Boston 12/12 for IF Tony Blanco and P Josh Thigpen
 2003 — Filed for free agency 10/26 ... signed by Cubs 12/23
 2004 — Filed for free agency 10/28 ... signed by Cubs 12/7
 2005 — On disabled list 4/11-5/26 ... medial collateral sprain, left knee

DIVISION SERIES STATISTICS

YEAR TEAM/OPP	AVG	G	AB	R	H	2B	3B	HR	RBI	SH	SF	HP	BB	SO	SB	CS	E
2003 — Bos vs. Oak	.313	5	16	4	5	0	0	3	4	0	0	1	0	1	0	0	2

LEAGUE CHAMPIONSHIP SERIES STATISTICS

YEAR	TEAM/OPP	AVG	G	AB	R	H	2B	3B	HR	RBI	SH	SF	HP	BB	SO	SB	CS
2003	Bos vs. NY (AL)	.370	7	27	5	10	1	1	2	2	0	0	1	1	2	0	0

Walker: Facts and Information

Todd joined the Cubs in December 2003 ... the infielder has spent parts of 10 years in the majors with Minnesota, Colorado, Cincinnati, Boston and the Cubs.

- ⊙ went to the postseason for the first time during his career in 2003, hitting 5 homers in 12 playoff games — the most ever for a Boston player in one postseason.
- ⊙ has recorded at least 35 doubles in five different seasons, as he has 261 career two-baggers ... has grown into just 92 double plays.
- ⊙ his career honors include winning an American League Player of the Week Award in 1998.
- ⊙ is a 1991 graduate of Airline High School in Bossier City, LA, where he was named the Louisiana high school baseball player of the year following his senior year ... also was an all-state player in soccer.
- ⊙ attended Louisiana State University, earning a degree in general business administration.
 - ◆ was a two-time all-Southeastern Conference selection and two-time all-American ... was honored as the most outstanding player in the College World Series his sophomore year after leading his team to the championship ... that season, he had an SEC-record 33-game hitting streak and led the conference in homers and RBI.
 - ◆ *Baseball America* and *Collegiate Baseball* selected him as the 1992 freshman of the year when he became the first player at LSU to bat .400.
 - ◆ prior to being chosen by Minnesota as the 8th overall selection in the 1994 draft, *Baseball America* named him the best collegiate second baseman in the modern era.
- ⊙ played for Team USA in 1993.

Walker's 2005 Season

Todd batted .305 with 25 doubles, 12 home runs and 40 RBI — missed nearly two months of the season after sustaining a knee injury.

- ⊙ the second baseman saw action in 110 games — and surpassed the .300 mark for the first time since 2001 when he hit .316 in 57 games for Colorado.
- ⊙ made his seventh career Opening Day start April 4, going 3-for-4 with an RBI.
- ⊙ was placed on the disabled list April 11 with a moderate to severe medial collateral ligament sprain to his left knee ... sustained the injury in the game on April 10 when he collided with Milwaukee's Carlos Lee at second base while attempting to turn a double play.
 - ◆ had a rehab stint in Iowa (AAA), where he hit .216 (8-37) with 3 RBI and 3 runs in nine games.
 - ◆ was reinstated to the active list May 25.
- ⊙ hit his first homer of the year on May 29 off Colorado's Jose Acevedo ... the solo shot was his first career pinch homer.
- ⊙ had a 12-game hitting streak from July 5-19 ... batted .373 (19-51) with 4 doubles, 4 homers and 9 RBI.
 - ◆ also had a 10-game hitting streak from August 8-20, batting .375 (15-40) with 2 homers and 3 RBI
- ⊙ credited with 7 game-winning RBI and 2 game-tying RBI for the season.
 - ◆ hit a 10th-inning, bases-loaded, walkoff single September 13 against Cincinnati ... the one-out sacrifice off David Weathers gave the Cubs a 4-3 win.
 - ◆ had the game-winning hit September 30 at Houston, a pinch-hit single in the ninth inning ... it was his first appearance since leaving the game September 23 with a strained right knee.

Walker's Career Review

2004: Todd batted .274 with 15 homers and 50 RBI in his first season with the Cubs.

- ⊙ appeared in 89 games at second base (88 starts), five games at first and one game in left field.
 - ◆ also appeared in 36 games as a pinch hitter, notching 6 hits and drawing 4 walks.
- ⊙ had a .468 slugging percentage, ranking third among National League second basemen with a minimum of 350 plate appearances.
- ⊙ hit .312 with runners on base — and only grounded into 2 double plays.
 - ◆ batted a team-high .318 with runners in scoring position and two outs.
- ⊙ had a season-best eight-game hitting streak June 9-16, going 16-for-37 (.432).

⊙ posted his eighth career 4-RBI game Sept 27 in a 12-5 Cub win over Cincinnati.

- ◆ hit a 2-run homer off John Riedling added a pair of RBI-singles, going 3-for-the day.
- ⊙ had one of his best games of the season at Houston, recording his fifth career game in a 7-2 Cub victory.
 - ◆ tagged Roger Clemens and Chad Helsen solo homers in the sixth and ninth (respectively).
 - ◆ was a double shy of the cycle as he tripled — recording a career-tying game and scored a career-high 4

#76 LES WALROND — LHP



FULL NAME: Leslie Dale Walrond
 BATS: Left THROWS: Left HEIGHT: 6-3 WEIGHT: 205 MLS: 0+17
 OPENING DAY AGE: 29, turns 30 on November 7
 BORN: 11/7/76 in Muskogee, OK RESIDES: Nashville, TN
 CONTRACT STATUS: Signed through 2006
 FAMILY: Single
 HOW ACQUIRED: Signed by Iowa (AAA) 1/11/06

NON-ROSTER INVITEE

Walrond's Statistics and Career Transactions

YEAR	TEAM	W-L	ERA	G	GS	CG	SHO	SV	IP	H	R	ER	HR	HB	BB	SO	WP
1998	New Jersey-A	2-4	4.01	13	10	0	0	0	51.2	52	31	23	1	0	24	52	3
1999	Peoria-A	7-10	5.70	21	20	0	0	0	109.0	115	77	69	12	3	59	78	6
2000	Potomac-A	10-5	3.34	27	27	0	0	0	151.0	134	66	56	9	7	54	153	12
2001	New Haven-AA	2-8	3.87	16	16	1	0	0	81.1	68	41	35	5	2	46	67	6
2002	New Haven-AA	2-1	2.42	4	4	0	0	0	22.1	19	8	6	2	0	10	31	3
	Memphis-AAA	8-7	4.98	28	18	0	0	0	123.0	127	75	68	20	1	63	111	8
2003	Memphis-AAA	0-0	1.04	10	1	0	0	0	17.1	12	2	2	0	0	7	14	0
	Tennessee-AA	0-0	2.70	4	0	0	0	0	6.2	4	2	2	1	0	4	7	0
	Omaha-AAA	3-1	2.45	18	0	0	0	0	25.2	19	9	7	1	1	9	20	4
	Kansas City	0-2	10.13	7	0	0	0	0	8.0	11	9	9	2	0	7	6	1
	Wichita-AA	2-0	3.27	2	2	0	0	0	11.0	7	4	4	2	0	2	9	2
2004	Wichita-AA	3-3	4.38	8	6	0	0	0	39.0	30	19	19	2	3	17	34	3
	Omaha-AAA	11-5	*3.06	19	19	1	1	0	123.2	114	46	42	12	3	41	107	7
2005	Albuquerque-AAA	4-5	4.57	15	15	2	*2	0	86.2	97	50	44	13	1	37	61	2
MAJOR LEAGUE TOTALS		0-2	10.13	7	0	0	0	0	8.0	11	9	9	2	0	7	6	1
MINOR LEAGUE TOTALS		54-49	4.00	185	138	4	3	2	848.1	798	430	377	80	21	373	744	56

*Led League

SV/OPP: 2003 — 0/0 ... HOLDS: 2003 — 1 ... IR/IRS: 2003 — 1/0

	AVG	AB	R	H	2B	3B	HR	RBI	SH	SF	HP	BB	SO	SB	CS	PCT	G	PO	A	E	TC
ML TOTALS	.000	0	0	0	0	0	0	0	0	0	0	0	0	0	0	1.000	7	1	2	0	3

1998 — Selected by St. Louis in 13th round of June draft (scout: Dave Karaff)
 1999 — On disabled list 8/3-9/7
 2001 — On disabled list 5/12-7/20
 2003 — On disabled list 5/2-5/10
 2003 — Released 5/27 ... signed by Kansas City 5/29
 2004 — On disabled list 4/22-5/3
 2004 — Elected free agency 10/15 ... signed by Albuquerque (Florida) 12/24
 2005 — Released 6/24 ... signed by Iowa (Cubs) 1/11/06

Walrond: Facts and Information

- Leslie signed a minor league contract with Iowa on January 11 and was a non-roster invitee to big league camp.
- has recorded two double-digit winning seasons in his career.
 - graduated from Union High School in Tulsa, OK.
 - was selected by St. Louis in the 13th round of the 1998 draft out of the University of Kansas.

Walrond's 2005 Season

- 2005:** Leslie was 4-5 in 15 starts after signing with Florida's Triple-A affiliate in the offseason.
- hurled a pair of complete games, throwing a 4-hit shutout on May 29 against Omaha and a 3-hit shutout 19 at Memphis.
 - struck out a season-high 7 batters on May 8.
 - held left-handed batters to a .216 average, but struggled against right-handers, allowing a .313 average.

LEAGUE CHAMPIONSHIP SERIES STATISTICS

YEAR	TEAM/OPP	AVG	G	AB	R	H	2B	3B	HR	RBI	SH	SF	HP	BB	SO	SB	CS	E
2003	Bos vs. NY (AL)	.370	7	27	5	10	1	1	2	2	0	0	1	1	2	0	0	0

Walker: Facts and Information

Todd joined the Cubs in December 2003 ... the infielder has spent parts of 10 years in the majors with Minnesota, Colorado, Cincinnati, Boston and the Cubs.

- Ⓢ went to the postseason for the first time during his career in 2003, hitting 5 homers in 12 playoff games – the most ever for a Boston player in one postseason.
- Ⓢ has recorded at least 35 doubles in five different seasons, as he has 261 career two-baggers ... has grounded into just 92 double plays.
- Ⓢ his career honors include winning an American League Player of the Week Award in 1998.
- Ⓢ is a 1991 graduate of Airline High School in Bossier City, LA, where he was named the Louisiana high school baseball player of the year following his senior year ... also was an all-state player in soccer.
- Ⓢ attended Louisiana State University, earning a degree in general business administration.
 - ◆ was a two-time all-Southeastern Conference selection and two-time all-American ... was honored as the most outstanding player in the College World Series his sophomore year after leading his team to the championship ... that season, he had an SEC-record 33-game hitting streak and led the conference in homers and RBI.
 - ◆ *Baseball America* and *Collegiate Baseball* selected him as the 1992 freshman of the year when he became the first player at LSU to bat .400.
 - ◆ prior to being chosen by Minnesota as the 8th overall selection in the 1994 draft, *Baseball America* named him the best collegiate second baseman in the modern era.
- Ⓢ played for Team USA in 1993.

Walker's 2005 Season

Todd batted .305 with 25 doubles, 12 home runs and 40 RBI – missed nearly two months of the season after sustaining a knee injury.

- Ⓢ the second baseman saw action in 110 games – and surpassed the .300 mark for the first time since 2000, when he hit .316 in 57 games for Colorado.
- Ⓢ made his seventh career Opening Day start April 4, going 3-for-4 with an RBI.
- Ⓢ was placed on the disabled list April 11 with a moderate to severe medial collateral ligament sprain to his left knee ... sustained the injury in the game on April 10 when he collided with Milwaukee's Carlos Lee at second base while attempting to turn a double play.
 - ◆ had a rehab stint in Iowa (AAA), where he hit .216 (8-37) with 3 RBI and 3 runs in nine games.
 - ◆ was reinstated to the active list May 25.
- Ⓢ hit his first homer of the year on May 29 off Colorado's Jose Acevedo ... the solo shot was his first career pinch-homer.
- Ⓢ had a 12-game hitting streak from July 5-19 ... batted .373 (19-51) with 4 doubles, 4 homers and 9 RBI.
 - ◆ also had a 10-game hitting streak from August 8-20, batting .375 (15-40) with 2 homers and 3 RBI.
- Ⓢ credited with 7 game-winning RBI and 2 game-tying RBI for the season.
 - ◆ hit a 10th-inning, bases-loaded, walkoff single September 13 against Cincinnati ... the one-out single off David Weathers gave the Cubs a 4-3 win.
 - ◆ had the game-winning hit September 30 at Houston, a pinch-hit single in the ninth inning ... it was his first appearance since leaving the game September 23 with a strained right knee.

Walker's Career Review

2004: Todd batted .274 with 15 homers and 50 RBI in his first season with the Cubs.

- Ⓢ appeared in 89 games at second base (88 starts), five games at first and one game in left field.
 - ◆ also appeared in 36 games as a pinch hitter, notching 6 hits and drawing 4 walks.
- Ⓢ had a .468 slugging percentage, ranking third among National League second basemen with a minimum of 350 plate appearances.
- Ⓢ hit .312 with runners on base – and only grounded into 2 double plays.
 - ◆ batted a team-high .318 with runners in scoring position and two outs.
- Ⓢ had a season-best eight-game hitting streak June 9-16, going 16-for-37 (.432).
- Ⓢ posted his eighth career 4-RBI game September 27 in a 12-5 Cub win over Cincinnati.
 - ◆ hit a 2-run homer off John Riedling and added a pair of RBI-singles, going 3-for-4 on the day.
- Ⓢ had one of his best games of the season June 14 at Houston, recording his fifth career 2-homer game in a 7-2 Cub victory.
 - ◆ tagged Roger Clemens and Chad Harville for solo homers in the sixth and ninth frames (respectively).
 - ◆ was a double shy of the cycle as he also tripled – recording a career-tying four-hit game and scored a career-high 4 runs.

- Ⓢ singled off Matt Morris June 9 vs. St. Louis for his 1,000th career hit.
- Ⓢ hit his first homer in a Cub uniform April 20, going deep off Pittsburgh's Ryan Vogelsong.
- Ⓢ made his Cub debut as a pinch hitter on Opening Day ... made his first start in the final game of the opening series in Cincinnati.

2003: Returned to the American League and saw postseason action for the first time in his career as Boston advanced to the AL Championship Series ... in his only season with the Red Sox, he batted .283 with 38 doubles, 13 homers and a career-high 85 RBI in 144 games.

- Ⓢ was the toughest player to fan in the AL, as he struck out just 54 times in 647 trips to the plate – an average of once every 12.0 plate appearances.
- Ⓢ hit safely in a career-high 20 straight games from May 10-June 5 ... over the span, he was 31-for-86 (.360) with 5 doubles, 2 homers and 11 RBI.
- Ⓢ had a pair of 2-homer affairs – June 21 at Philadelphia and June 29 vs. Florida – giving him four for his major league career.
- Ⓢ had 51 multi-hit games and 24 multi-RBI affairs – including two 4-run contests and seven 3-run contests.
- Ⓢ his ninth-inning double September 17 vs. Tampa Bay was Boston's 608th extra-base hit of the season – establishing a big league record.

2002: Had one of the best seasons of his career, hitting .299 with 11 roundtrippers and 64 RBI in 155 games for Cincinnati.

- Ⓢ was fifth in the National League with a career-high 42 doubles.
- Ⓢ fielded at a career-best .989 clip, committing 8 errors in 761 total chances.
- Ⓢ had two double-digit hitting streaks.
 - ◆ hit safely in 12 straight games May 18-May 30, batting .429 (21-49) with 4 extra-base hits and 8 RBI ... on May 22 vs. Florida, he hit 2 homers – including a grand slam off Ryan Dempster and a solo shot off Hansel Iztquierdo – as part of a career-best 5-RBI game.
 - ◆ had a 14-game hitting streak September 4-September 18, batting .491 (27-55).
- Ⓢ hit his second grand slam of the season July 24 off Pittsburgh's Joe Beigel.
- Ⓢ had a second 5-RBI affair August 4 at San Diego – a contest in which he had a pair of doubles and a homer.

2001: Hit a combined .296 in 151 games for Colorado and Cincinnati, establishing career marks for homers (17) and runs scored (93).

- Ⓢ began the season with Colorado, hitting .297 in 85 games before being traded to Cincinnati in July.
- Ⓢ was a triple short of hitting for the cycle Opening Day (April 2) vs. St. Louis.
- Ⓢ recorded his 500th career hit on his birthday May 25 at San Francisco.
- Ⓢ on June 25 vs. San Diego, he had his first career 2-homer game – going 4-for-4 with a pair of doubles and solo shots off Kevin Jarvis and Trevor Hoffman.
- Ⓢ hit safely in 12 of his first 13 games after being traded to the Reds ... was 3-for-4 with a solo home run (off Florida's Braden Loper) in his Cincinnati debut July 20.

- ◆ hit safely in 11 straight games July 22-August 3, batting .319 with 11 RBI.
- Ⓢ made his first career appearance at shortstop September 25 at Philadelphia.

2000: Combined to bat .290 in 80 games for Minnesota and Colorado.

- Ⓢ struggled in his final season with the Twins, batting just .234 before being optioned to Salt Lake City (AAA) May 4 ... was traded to Colorado July 16.
- Ⓢ hit .316 for the Rockies, recording 21 extra-base hits and 36 RBI in 57 contests.
- Ⓢ fell just short of hitting for the cycle in back-to-back affairs vs. the Cubs September 4-September 5 – going 6-for-7 with 7 RBI.
 - ◆ had a double, triple and homer September 4, driving in 3 runs ... the next day, he had a single, triple and homer as part of a 4-RBI contest.

1999: Made his first career Opening Day start during a season in which he led the Twins in hits (148), doubles and multi-hit games (41) ... hit .279 with 37 doubles and 46 RBI.

- Ⓢ his .368 on-base percentage from the leadoff spot ranked eighth among AL batters.
- Ⓢ ranked fifth among AL second basemen with a .984 fielding percentage.

1998: Played his first full season in the majors, hitting .316 with 12 homers, 62 RBI and 85 runs ... ranked seventh in the AL in doubles (41).

- Ⓢ had 51 multi-hit games – including a pair of 4-hit contests.
 - ◆ was 4-for-4 May 27 at Texas, as he had a pair of singles, a triple and a solo home run.
 - ◆ also went 4-for-4 against the Rangers July 26, including a 3-run shot off Rick Helling ... that contest was part of a stretch in which he reached base safely in a franchise record-tying 11 straight plate appearances (from July 24-July 28) ... over that span, he also tied a club mark by recording 9 consecutive hits ... for his efforts, he was honored as the AL Player of the Week for July 20-July 26.
- Ⓢ all 12 of his homers came off right-handers, as he hit .326 when facing righties.

1997: Batted .237 in two stints on Minnesota's roster with 3 homers and 16 RBI ... was on a big league Opening Day roster for the first time.

- Ⓢ hit his first ML home run April 20 at Seattle – a 2-run shot off Bob Wolcott.
- Ⓢ was optioned to Salt Lake (AAA) May 24, where he batted .345 with 11 homers and 53 RBI ... returned to the Twins in August.
- Ⓢ had his first career 4-hit game September 27 at Cleveland.

1996: Saw big league action for the first time after hitting .339 with 28 homers and 111 RBI at Salt Lake City (AAA).

- Ⓢ was promoted to Minnesota August 30 and made his ML debut that night, recording his first hit off Milwaukee's Mike Fetters.

- ◆ had his first career multi-hit the next night, going 2-for-4 at Milwaukee.
- Ⓢ despite being in his first year at Triple-A, led the Pacific Coast League in hits (187), doubles (41), homers, extra-base hits (78), RBI, slugging percentage (.599) and total bases (330) ... was recognized as *Baseball America's* PCL Triple-A player of the year and was named to the PCL and *Baseball America* all-star teams.

1995: Spent the season at New Britain (AA) and hit .290 with 21 home runs and 85 RBI.

- Ⓢ ranked second in the Eastern League in hits (149) and total bases (245) ... was third in homers, games (137) and at-bats (513).

- Ⓢ was a league all-star in addition to being named to *Baseball America's* Double-A all-star team and *Howe Sportsdata's* all-prospect team.

1994: Hit .304 for Ft. Myers (A) in his first season in professional baseball ... led the club in homers (10) and had 34 RBI and a .532 slugging percentage.

Walker's 2005 and Career Statistical Breakdowns

AVG	AB	H	HR	RBI	2005/CAREER	AVG	AB	H	HR	RBI	CAREER BY PARK	AVG	AB	H	HR	RBI
.305	397	121	12	40	TOTALS	.290	4064	1180	98	488	ATL: Turner Field	.317	60	19	0	7
.458	24	11	0	2	Arizona	.333	114	38	1	7	AZ: Chase Field	.347	49	17	0	2
.269	26	7	0	2	Atlanta	.296	98	29	1	12	BAL: Camden Yards	.321	81	26	1	4
.000	0	0	0	0	Baltimore	.280	157	44	4	17	BOS: Fenway Park	.310	342	106	7	47
.545	11	6	0	1	Boston	.268	112	30	2	12	CHI: WRIGLEY FIELD	.282	447	126	14	42
.333	9	3	0	2	Chicago (AL)	.296	142	42	2	14	CIN: Cinergy Field	.314	439	138	10	59
.000	0	0	0	0	Chicago (NL)	.304	138	42	7	24	CIN: Great American	.333	33	11	3	7
.386	44	17	4	9	Cincinnati	.318	129	41	6	21	CLE: Jacobs Field	.264	72	19	0	5
.000	0	0	0	0	Cleveland	.270	126	34	1	12	COL: Coors Field	.344	282	97	17	62
.278	18	5	2	3	Colorado	.297	64	19	5	9	CWS: U.S. Cellular Field	.314	86	27	0	6
.000	0	0	0	0	Detroit	.331	127	42	4	16	DET: Comerica Park	.200	10	2	0	1
.379	29	11	1	4	Florida	.397	121	48	7	29	FLA: Dolphin Stadium	.340	50	17	2	6
.333	15	5	1	2	Houston	.243	210	51	5	24	HOU: Astrodome	.143	7	1	0	0
.000	0	0	0	0	Kansas City	.271	140	38	1	14	HOU: Minute Maid Park	.271	85	23	3	10
.000	0	0	0	0	Los Angeles (AL)	.328	131	43	2	19	KC: Kauffman Stadium	.253	83	21	0	4
.300	20	6	1	3	Los Angeles (NL)	.296	108	32	1	17	LA: Dodger Stadium	.197	61	15	1	9
.256	39	10	0	3	Milwaukee	.277	238	66	5	26	LA: Angel Stadium	.250	60	15	1	9
.000	0	0	0	0	Minnesota	.273	22	6	1	3	MIL: County Stadium	.280	25	7	0	3
.300	10	3	0	3	New York (AL)	.262	145	38	2	18	MIL: Miller Park	.291	110	32	3	11
.143	7	1	0	0	New York (NL)	.300	60	18	3	12	MIN: Metrodome	.286	676	193	13	74
.000	0	0	0	0	Oakland	.291	172	50	2	13	MON: Olympic Stadium	.229	35	8	0	5
.250	12	3	0	0	Philadelphia	.216	97	21	2	7	NY: Shea Stadium	.214	28	6	1	5
.370	27	10	1	3	Pittsburgh	.317	224	71	7	25	NY: Yankee Stadium	.280	75	21	2	15
.261	46	12	1	1	St. Louis	.291	268	78	7	22	OAK: McAfee Coliseum	.279	68	19	0	3
.143	14	2	1	1	San Diego	.299	127	38	8	20	PHI: Citizens Bank Park	.200	15	3	0	0
.231	26	6	0	1	San Francisco	.289	90	26	0	8	PHI: Veterans Stadium	.191	47	9	2	4
.000	0	0	0	0	Seattle	.256	133	34	1	16	PIT: PNC Park	.336	107	36	2	9
.000	0	0	0	0	Tampa Bay	.255	153	39	4	18	PIT: Three Rivers	.294	17	5	1	2
.000	0	0	0	0	Texas	.340	162	55	5	29	SD: PETCO Park	.133	15	2	1	1
.143	7	1	0	0	Toronto	.253	170	43	1	15	SD: Qualcomm Stadium	.293	58	17	2	11
.154	13	2	0	0	Washington	.279	86	24	1	9	SEA: Kingdome	.278	36	10	1	4
.381	21	8	0	3	March/April	.283	667	189	15	70	SF: Salfredo Field	.067	15	1	0	3
.188	16	3	1	2	May	.303	620	188	13	76	SF: AT&T Park	.317	41	13	0	5
.321	81	26	1	8	June	.287	630	181	19	74	STL: Busch Stadium	.250	124	31	2	10
.282	117	33	5	13	July	.295	633	187	17	81	TB: Tropicana Field	.183	82	15	3	11
.308	91	28	3	7	August	.269	722	194	15	83	TEX: Ameriguest Field	.327	113	37	4	21
.324	71	23	2	7	Sept./Oct.	.304	792	241	19	104	TOR: Rogers Centre	.244	78	19	0	7
.326	190	62	5	16	Home	.307	2006	616	54	266						
.285	207	59	7	24	Road	.274	2058	564	44	222						
.276	203	56	5	21	Day	.299	1478	442	43	200						
.335	194	65	7	19	Night	.285	2586	738	55	288						
.305	397	121	12	40	Grass	.299	3075	919	78	380						
.000	0	0	0	0	Artificial	.264	989	261	20	108						
.304	158	48	3	17	Pre-ASG	.287	2120	609	52	244						
.305	239	73	9	23	Post-ASG	.294	1944	571	46	244						
.352	91	32	5	13	vs. LHP	.263	797	210	15	91						
.291	306	89	7	27	vs. RHP	.297	3267	970	83	397						
.259	85	22	2	25	Runners in Scoring Position	.264	979	258	19	367						
.167	6	1	0	2	Bases Loaded	.225	80	18	2	55						
.333	9	3	1	2	Pinch Hitting	.233	90	21	1	12						
.375	8	3	0	2	Designated Hitter	.253	150	38	1	12						

TODD WALKER'S CAREER BESTS

- 2-HOMER GAMES: 6, most recently 7/18/05 @ Cincinnati
- GRAND SLAMS: 2 - 5/22/02 vs. Florida (Ryan Dempster), 7/24/02 vs. Pittsburgh (Joe Beimel)
- GAME-OPENING HOMERS: 3 - 5/13/98 vs. Boston (Bret Saberhagen), 6/14/98 vs. Chicago White Sox (Jaime Navarro), 9/2/01 vs. Pittsburgh (Tony McKnight)
- MOST HITS: 4 (14 times), most recently 6/23/04 @ St. Louis
- MOST RBI: 5 (twice), most recently 8/4/02 @ San Diego ... also has eight 4-RBI games
- MOST RUNS SCORED: 4, 6/14/04 @ Houston
- MOST STOLEN BASES: 2 (five times), most recently 6/19/99 vs. Tampa Bay
- LONGEST HITTING STREAK: 20 games, 5/10-6/5/03 ... also has four other double-digit hitting streaks

#76 LES WALROND — LHP



FULL NAME: Leslie Dale Walrond
 BATS: Left THROWS: Left HEIGHT: 6-3 WEIGHT: 205 MLS: 0+17
 OPENING DAY AGE: 29, turns 30 on November 7
 BORN: 11/7/76 in Muskogee, OK RESIDES: Nashville, TN
 CONTRACT STATUS: Signed through 2006
 FAMILY: Single **NON-ROSTER INVITEE**
 HOW ACQUIRED: Signed by Iowa (AAA) 1/11/06

Walrond's Statistics and Career Transactions

YEAR TEAM	W-L	ERA	G	GS	CG	SHO	SV	IP	H	R	ER	HR	HB	BB	SO	WP	BK
1998 — New Jersey-A	2-4	4.01	13	10	0	0	0	51.2	52	31	23	1	0	24	52	3	0
1999 — Peoria-A	7-10	5.70	21	20	0	0	0	109.0	115	77	69	12	3	59	78	6	0
2000 — Potomac-A	10-5	3.34	27	27	0	0	0	151.0	134	66	56	9	7	54	153	12	1
2001 — New Haven-AA	2-8	3.87	16	16	1	0	0	81.1	68	41	35	5	2	46	67	6	0
2002 — New Haven-AA	2-1	2.42	4	4	0	0	0	22.1	19	8	6	2	0	10	31	3	0
Memphis-AAA	8-7	4.98	28	18	0	0	0	123.0	127	75	68	20	1	63	111	8	0
2003 — Memphis-AAA	0-0	1.04	10	1	0	0	0	17.1	12	2	2	0	0	7	14	0	0
Tennessee-AA	0-0	2.70	4	0	0	0	0	6.2	4	2	2	1	0	4	7	0	0
Omaha-AAA	3-1	2.45	18	0	0	0	0	25.2	19	9	7	1	1	9	20	4	1
Kansas City	0-2	10.13	7	0	0	0	0	8.0	11	9	9	2	0	7	6	1	0
Wichita-AA	2-0	3.27	2	2	0	0	0	11.0	7	4	4	2	0	2	9	2	0
2004 — Wichita-AA	3-3	4.38	8	6	0	0	0	39.0	30	19	19	2	3	17	34	3	0
Omaha-AAA	11-5	*3.06	19	19	1	1	0	123.2	114	46	42	12	3	41	107	7	2
2005 — Albuquerque-AAA	4-5	4.57	15	15	2	*2	0	86.2	97	50	44	13	1	37	61	2	3
MAJOR LEAGUE TOTALS	0-2	10.13	7	0	0	0	0	8.0	11	9	9	2	0	7	6	1	0
MINOR LEAGUE TOTALS	54-49	4.00	185	138	4	3	2	848.1	798	430	377	80	21	373	744	56	7

*Led League

SV/OPP: 2003 — 0/0 ... HOLDS: 2003 — 1 ... IR/IRS: 2003 — 1/0

	AVG	AB	R	H	2B	3B	HR	RBI	SH	SF	HP	BB	SO	SB	CS	PCT	G	PO	A	E	TC	DP
ML TOTALS	.000	0	0	0	0	0	0	0	0	0	0	0	0	0	0	1.000	7	1	2	0	3	0

1998 — Selected by St. Louis in 13th round of June draft (scout: Dave Karaff)
 1999 — On disabled list 8/3-9/7
 2001 — On disabled list 5/12-7/20
 2003 — On disabled list 5/2-5/10
 2003 — Released 5/27 ... signed by Kansas City 5/29
 2004 — On disabled list 4/22-5/3
 2004 — Elected free agency 10/15 ... signed by Albuquerque (Florida) 12/24
 2005 — Released 6/24 ... signed by Iowa (Cubs) 1/11/06

Walrond: Facts and Information

- Leslie signed a minor league contract with Iowa on January 11 and was a non-roster invitee to big league camp.
- © has recorded two double-digit winning seasons in his career.
 - © graduated from Union High School in Tulsa, OK.
 - © was selected by St. Louis in the 13th round of the 1998 draft out of the University of Kansas.

Walrond's 2005 Season

- 2005:** Leslie was 4-5 in 15 starts after signing with Florida's Triple-A affiliate in the offseason.
- © hurled a pair of complete games, throwing a 4-hit shutout on May 29 against Omaha and a 3-hit shutout June 19 at Memphis.
 - © struck out a season-high 7 batters on May 8.
 - © held left-handed batters to a .216 average, but struggled against right-handers, allowing a .313 average.

Walrond's Career Review

2004: Combined to go 14-8 in 27 games (25 starts) for Wichita (AA) and Omaha (AAA).

- ⊙ was promoted to Omaha on June 2 and earned the win that night, allowing 1 run on 3 hits over 7.0 innings.
- ⊙ struck out 107 batters in 123.2 innings at Triple-A.
- ⊙ tossed a 3-hit complete-game shutout on August 26 ... the 7.0-inning complete game was the second game of a doubleheader against Iowa.
- ⊙ wrapped up the season with a four-game winning streak from August 21-September 6, allowing 7 earned runs over 27.1 innings on the mound.

2003: Made his major league debut, pitching in 7 games for Kansas City.

- ⊙ had two stints on the big league roster (June 8-June 16 and June 26-July 3).
 - ◆ made his big league debut June 8 in Colorado, working 2.0 innings.
- ⊙ also saw action for Tennessee (AA), Wichita (AA), Omaha (AAA) and Memphis (AAA).
 - ◆ went 5-1 with a 2.23 ERA in 34 games (3 starts) and held opponents to a .188 average.
- ⊙ opened the season at Memphis and was unscored upon in his first seven outings (spanning 12.1 innings).

2002: Opened the season at New Haven (AA) but was quickly promoted to Memphis (AAA), where he went 8-7 in 28 games (18 starts).

- ⊙ won his final two starts at New Haven and then won three straight at Memphis to give him a five-game winning streak.
 - ◆ had a 2.25 ERA over the stretch.
- ⊙ moved to the bullpen for the final month of the season – had a 5.03 ERA as a starter and a 4.71 ERA in relief.

2001: Made 16 starts for New Haven, going just 2-8 with a 3.87 ERA – despite limiting opponents to a .227 average.

- ⊙ tossed a 7.0-inning complete game on August 11, allowing 2 unearned runs on 4 walks and 6 strikeouts.

2000: Recorded his first career double-digit wins season, going 10-5 with a 3.34 ERA in 27 games for Potomac.

- ⊙ struck out 153 batters in 151.0 innings, including fanning 10 batters on July 7.
 - ◆ ranked second in the league in starts, fourth in strikeouts and sixth in ERA.
- ⊙ had a seven-game winning streak May 30-August 11, posting a 2.48 ERA over the stretch.
 - ◆ was unscored upon in five of the 14 games during that span – and held opponents to a .210 average.

1999: Was 7-10 in 21 games for Peoria (A).

- ⊙ worked 6.0 or more innings in nine games.

1998: Went 2-4 with a 4.01 ERA in the first 13 games of his professional career.

- ⊙ was selected in the 13th round of the 1998 draft.

CAREER STATISTICAL BREAKDOWNS

	W-L-S	ERA	G	CG	IP	ER
TOTALS	0-2-0	10.13	7	0	8.0	9
Arizona	0-0-0	0.00	1	0	0.2	0
Cleveland	0-1-0	27.00	2	0	1.1	4
Colorado	0-0-0	4.50	1	0	2.0	1
St. Louis	0-0-0	4.50	2	0	2.0	1
San Francisco	0-1-0	13.50	1	0	2.0	3
June	0-2-0	10.13	7	0	8.0	9
Home	0-2-0	14.40	5	0	5.0	8
Road	0-0-0	3.00	2	0	3.0	1
Day	0-0-0	3.00	2	0	3.0	1
Night	0-2-0	14.40	5	0	5.0	8
Grass	0-2-0	10.13	7	0	8.0	9
Pre-ASG	0-2-0	10.13	7	0	8.0	9
Reliever	0-2-0	10.13	7	0	8.0	9
COL: Coors Field	0-0-0	4.50	1	0	2.0	1
CLE: Jacobs Field	0-0-0	0.00	1	0	1.0	0
KC: Kauffman Stadium	0-2-0	14.40	5	0	5.0	8

#40 TODD WELLEMEYER — RHP



FULL NAME: Todd Allen Wellemeyer (well-luh-my-er)
 BATS: Right THROWS: Right HEIGHT: 6-3 WEIGHT: 205 MLS: 2+09
 OPENING DAY AGE: 27, turns 28 on August 30
 BORN: 8/30/78 in Louisville, KY RESIDES: Louisville, KY
 CONTRACT STATUS: Signed through 2006
 FAMILY: Single
 HOW ACQUIRED: Selected in 4th round of 2000 draft

Wellemeyer's Statistics and Career Transactions

YEAR	TEAM	W-L	ERA	G	GS	CG	SHO	SV	IP	H	R	ER	HR	HB	BB	SO	WP	BK
2000	— Eugene-A	4-4	3.67	15	+15	0	0	0	76.0	62	35	31	3	4	33	85	3	1
2001	— Lansing-A	13-9	4.16	27	27	1	0	0	147.0	165	85	68	14	11	74	167	10	1
2002	— Daytona-A	2-4	3.79	14	14	0	0	0	73.2	63	33	31	7	4	19	87	3	0
	— West Tenn-AA	3-3	4.70	8	8	1	1	0	46.0	33	25	24	2	3	18	37	2	0
2003	— West Tenn-AA	1-1	5.48	4	4	0	0	0	21.1	19	13	13	1	3	10	34	0	0
	— Iowa-AAA	5-5	5.18	13	12	0	0	0	66.0	68	39	38	7	2	33	56	1	0
	— CUBS	1-1	6.51	15	0	0	0	1	27.2	25	22	20	5	0	19	30	0	0
2004	— Iowa-AAA#	1-1	4.09	13	4	0	0	0	22.0	23	11	10	2	4	11	22	0	0
	— CUBS	2-1	5.92	20	0	0	0	0	24.1	27	16	16	1	0	20	30	0	1
2005	— Iowa-AAA	3-2	3.02	12	12	0	0	0	53.2	47	21	18	2	2	25	48	2	0
	— CUBS	2-1	6.12	22	0	0	0	1	32.1	32	23	22	7	0	22	32	3	0
ML/CUBS TOTALS		5-3	6.19	57	0	0	0	2	84.1	84	61	58	13	0	61	92	3	1

+Tied for League Lead ... #Includes Injury Rehabilitation Assignment

SV/OPP: 2005 — 1/1 ... ML Career — 2/2 ... HOLDS: 2005 — 3 ... ML Career — 4 ... IR/IRS: 2005 — 20/7 ... ML Career — 34/12

	AVG	AB	R	H	2B	3B	HR	RBI	SH	SF	HP	BB	SO	SB	CS	PCT	G	PO	A	E	TC	DP
2005	.250	4	1	1	0	0	0	0	0	0	0	0	2	0	0	1.000	22	1	2	0	3	0
ML TOTALS	.200	5	1	1	0	0	0	0	1	0	0	1	2	0	0	1.000	57	2	6	0	8	1

2000 — Selected by Cubs in 4th round of draft (scout: Mark Adair)
 2004 — On disabled list 5/22-7/16 ... right shoulder strain ... included injury rehabilitation assignment to Iowa (6/28-7/16)

Wellemeyer: Facts and Information

Todd has seen big league action in each of the past three seasons ... the right-hander was drafted by the Cubs in 2000.

- ⊙ made his major league debut May 15, 2003 at Milwaukee and picked up the save in the Cubs' 17-inning 4-2 win ... became the first Cub to record a save in his big league debut since that statistic became official in 1969.
- ⊙ in 505.2 minor league innings, he has 536 strikeouts while allowing only 38 homers.
- ⊙ is a 1997 graduate of Eastern High School in Louisville, KY, where he played baseball and basketball ... the right-hander was a four-time member of the all-district team.
- ⊙ attended Bellarmine University in Louisville, earning all-conference honors in 2000.

TODD WELLEMEYER'S CAREER HIGHS AND LOWS

LONGEST RELIEF APPEARANCE: 5.0 innings, 6/12/03 @ Baltimore
MOST STRIKEOUTS: 7, 8/30/03 vs. Milwaukee
MOST CONSECUTIVE SCORELESS INNINGS: 12.2 innings, 5/7-5/30/05 (7 games)
MOST HITS ALLOWED: 6 (twice), most recently 6/24/05 @ White Sox
MOST RUNS ALLOWED: 6 (three times), most recently 8/15/05 @ Houston

Wellemeyer's 2005 Season

Todd had three stints with the big league club, going 2-1 with 3 holds and 1 save.

- Ⓢ worked a career-high 12.2 scoreless innings May 7-May 30 ... allowed 1 hit and 6 walks while striking out 12 batters over the stretch.
- Ⓢ twirled 3.2 scoreless innings in picking up the win May 27 against Colorado (10-3) – entered the game in the fourth inning for the injured Mark Prior.
- Ⓢ picked up his second win of the season June 11 in a 7-6 defeat of the Red Sox ... tossed a scoreless sixth inning in relief of Carlos Zambrano.
- Ⓢ was unscored upon in 12 of his 22 appearances for the Cubs.
- Ⓢ allowed just 7 of 20 inherited runners to cross the plate.
- Ⓢ fanned 32 batters in 32.1 innings of work.
- Ⓢ was 3-2 with a 3.02 ERA in 12 starts for Iowa (AAA), striking out 48 batters in 53.2 innings.
 - ◆ surrendered 3 or fewer earned runs in each of his starts ... allowed 2 or fewer walks in nine starts (including back-to-back no-walk affairs) ... gave up 3 or fewer hits in four starts.

Wellemeyer's Career Review

2004: Todd was 2-1 with a 5.92 ERA in 20 games for the Cubs.

- Ⓢ had two stints on the major league roster, including making his first appearance on an Opening Day roster.
- Ⓢ worked 2.0 innings in five of his appearances and was unscored upon in 13 of 20 games.
- Ⓢ spent nearly a month and a half on the disabled list with a right shoulder strain ... was placed on the DL May 28 (retroactive to May 22) and was activated July 16.
- Ⓢ picked up his first win of the season in his first outing after being activated ... worked 1.1 scoreless innings in a 4-3 defeat of Cincinnati on July 21.
- Ⓢ pitched in nine games for Iowa (AAA) after being optioned, going 1-0 with a 3.77 ERA.

2003: Had four stints on the Cubs roster (May 11-June 29, July 23-July 26, August 30 and September 2 through the end of the season), going 1-1 with 1 save and a 6.51 ERA.

- Ⓢ made his Major League debut May 15 at Milwaukee and picked up the save in the Cubs' 17-inning, 4-2 win – striking out all 3 batters he faced (Eddie Perez, Royce Clayton, Brooks Kieschnick).
 - ◆ became the first Cub to record a save in his big league debut since that statistic became official in 1969 ... the relief appearance was the first of his professional career.
- Ⓢ earned his first ML win in a 16-inning contest May 31 vs. Houston (1-0), retiring all 6 batters he faced – including 4 via the strikeout.
- Ⓢ was promoted to Iowa (AAA) April 26, where he went 5-5 with a 5.18 ERA in 13 games (12 starts).
- Ⓢ opened the year at West Tenn (AA), where he was 1-1 with a 5.48 ERA in four starts.
 - ◆ fanned 10 batters April 15, then followed up with a 10-strikeout game April 20.

2002: Split the season between Daytona (A) and West Tenn (AA) – combining to go 5-7 with 124 strikeouts and a 4.14 ERA in 119.2 innings of work.

- Ⓢ was a Florida State League midseason all-star at Daytona, posting a 3.79 ERA in 14 starts before his July 18 promotion to West Tenn.
 - ◆ struck out 87 batters in 73.2 innings and limited opponents to a .230 average.
- Ⓢ went 3-3 with a 4.70 ERA in his first eight Double-A starts at West Tenn ... opponents hit just .204 against him in his 46.0 innings of work.
 - ◆ earned Southern League pitcher of the week honors for the week ending August 29 after throwing a complete-game 1-hit shutout August 25 vs. Birmingham (5-0) ... allowed 1 walk while striking out 5.
- Ⓢ after the season, he pitched for the Mesa Solar Sox in the Arizona Fall League ... recorded a 3.12 ERA in nine starts en route to being selected to the Fall League's all-prospect team.

2001: Went 13-9 with a 4.16 ERA in 27 starts for Lansing (A) ... fanned 167 batters in 147.0 innings – a ratio of 10.2 strikeouts per 9.0 innings.

- Ⓢ ranked second among Midwest League starters in strikeouts per 9.0 innings ... was third in strikeouts and tied for third in victories.
 - ◆ his win total tied for first among all Cubs minor league pitchers, while his strikeout total ranked second.
- Ⓢ after the season, he was selected by *Baseball America* as the 20th-best prospect in the league.

2000: Made his professional debut at Eugene (A), where he tied for first in the Northwest League in starts (15) ... went 4-4 with a 3.67 ERA.

- Ⓢ held opponents to a .225 batting average ... fanned 85 batters in 76.0 innings.
- Ⓢ was selected as the league's 13th-best prospect by *Baseball America*.

Wellemeier's 2005 and Career Statistical Breakdowns

W-L-S	ERA	G	CG	IP	ER	2005/CAREER	W-L-S	ERA	G	CG	IP	ER	CAREER BY PARK	W-L-S	ERA	G	CG	IP	ER
2-1-1	6.12	22	0	32.1	22	TOTALS	5-3-2	6.19	57	0	84.1	58	ATL: Turner Field	0-0-0	0.00	1	0	1.1	0
0-0-0	9.00	1	0	1.0	1	Arizona	0-0-0	6.75	3	0	4.0	3	AZ: Chase Field	0-0-0	9.00	2	0	3.0	3
0-0-0	0.00	0	0	0.0	0	Atlanta	0-0-0	0.00	1	0	1.1	0	BAL: Camden Yards	0-0-0	3.60	1	0	5.0	2
0-0-0	0.00	0	0	0.0	0	Baltimore	0-0-0	3.60	1	0	5.0	2	CHN: WRIGLEY FIELD	5-3-0	5.47	34	0	54.1	33
1-0-0	0.00	1	0	1.0	0	Boston	1-0-0	0.00	1	0	1.0	0	CIN: Great American	0-0-0	8.10	4	0	3.1	3
0-0-0	15.00	2	0	3.0	5	Chicago (AL)	0-0-0	12.86	3	0	7.0	10	CWS: U.S. Cellular Field	0-0-0	19.29	1	0	2.1	5
0-0-0	0.00	0	0	0.0	0	Cincinnati	1-0-0	7.88	8	0	8.0	7	HOU: Minute Maid Park	0-0-0	162.00	1	0	0.1	6
1-0-0	0.00	1	0	3.2	0	Colorado	1-0-0	0.00	1	0	3.2	0	LA: Dodger Stadium	0-0-0	3.00	3	0	3.0	1
0-0-0	20.25	1	0	1.1	3	Florida	0-0-0	7.36	3	0	3.2	3	ML: Miller Park	0-0-1	3.38	3	0	2.2	1
0-0-0	27.00	2	0	2.1	7	Houston	1-0-0	13.50	4	0	4.2	7	MON: Olympic Stadium	0-0-0	27.00	1	0	1.0	3
0-0-0	5.06	3	0	5.1	3	Los Angeles (NL)	0-0-0	4.26	4	0	6.1	3	NYN: Yankee Stadium	0-0-0	0.00	1	0	1.0	0
0-0-0	3.86	3	0	2.1	1	Milwaukee	0-1-1	11.00	7	0	9.0	11	PIT: PNC Park	0-0-0	3.38	2	0	2.2	1
0-0-0	0.00	1	0	1.0	0	New York (AL)	0-0-0	0.00	1	0	1.0	0	STL: Busch Stadium	0-0-0	0.00	1	0	2.0	0
0-0-0	0.00	1	0	2.0	0	New York (NL)	0-0-0	0.00	1	0	2.0	0	WAS: RFK Stadium	0-0-1	0.00	2	0	2.1	0
0-0-0	0.00	1	0	2.1	0	Philadelphia	0-0-0	3.86	3	0	4.2	2							
0-0-0	0.00	0	0	0.0	0	Pittsburgh	1-0-0	2.35	6	0	7.2	2							
0-0-0	0.00	1	0	2.0	0	St. Louis	0-0-0	1.23	4	0	7.1	1							
0-1-0	6.75	2	0	2.2	2	Toronto	0-1-0	6.75	2	0	2.2	2							
0-0-1	0.00	2	0	2.1	0	Washington	0-1-1	8.44	4	0	5.1	5							
0-0-0	7.71	3	0	2.1	2	March/April	0-0-0	3.97	9	0	11.1	5							
1-0-1	0.00	7	0	12.2	0	May	2-0-2	0.00	15	0	24.1	0							
1-1-0	10.24	8	0	9.2	11	June	1-2-0	9.86	13	0	21.0	23							
0-0-0	0.00	0	0	0.0	0	July	1-0-0	6.23	4	0	4.1	3							
0-0-0	19.64	2	0	3.2	8	August	0-0-0	15.00	5	0	9.0	15							
0-0-0	2.25	2	0	4.0	1	Sept./Oct.	1-1-0	7.53	11	0	14.1	12							
2-1-0	3.63	13	0	22.1	9	Home	5-3-0	5.47	34	0	54.1	33							
0-0-1	11.70	9	0	10.0	13	Road	0-0-2	7.50	23	0	30.0	25							
2-0-0	5.94	11	0	16.2	11	Day	4-1-1	5.44	32	0	48.0	29							
0-1-1	6.32	11	0	15.2	11	Night	1-2-1	7.18	25	0	36.1	29							
2-1-1	6.12	22	0	32.1	22	Grass	5-3-2	5.94	56	0	83.1	55							
0-0-0	0.00	0	0	0.0	0	Artificial	0-0-0	27.00	1	0	1.0	3							
2-1-1	4.74	18	0	24.2	13	Pre-ASG	3-2-2	4.45	37	0	56.2	28							
0-0-0	10.57	4	0	7.2	9	Post-ASG	2-1-0	9.76	20	0	27.2	30							
2-1-1	6.12	22	0	32.1	22	Reliever	5-3-2	6.19	57	0	84.1	58							

LEFTY/RIGHTY SPLITS

Vs. Left-handed Batters:
2005 - .234 (11-47), 2 HR
Career - .254 (31-122), 6 HR

Vs. Right-handed Batters:
2005 - .284 (21-74), 2 HR
Career - .272 (53-195), 7 HR

#91 RANDY WELLS — RHP

FULL NAME: Randy David Wells
 BATS: Right THROWS: Right HEIGHT: 6-5 WEIGHT: 230 MLS: None
 OPENING DAY AGE: 23, turns 24 on August 28
 BORN: 8/28/82 in Belleville, IL RESIDES: Belleville, IL
 CONTRACT STATUS: Signed through 2006
 FAMILY: Single **NON-ROSTER INVITEE**
 HOW ACQUIRED: Selected in 38th round of 2002 draft



Wells' Statistics and Career Transactions

YEAR	TEAM	AVG	G	AB	R	H	2B	3B	HR	RBI	SH	SF	HP	BB	SO	SB	CS	E
2002	Cubs-R	.146	14	41	6	6	1	0	0	4	2	1	2	3	16	0	0	2
	Boise-A	.188	9	16	0	3	1	0	0	0	0	0	1	0	9	0	0	1
2003	Lansing-A	.149	24	67	5	10	0	0	0	1	3	1	0	7	14	0	0	2
MINOR LEAGUE TOTALS		.153	47	124	11	19	2	0	0	5	5	2	3	10	39	0	0	5

YEAR	TEAM	W-L	ERA	G	GS	CG	SHO	SV	IP	H	R	ER	HR	HB	BB	SO	WP	BK
2003	Mesa-R	0-0	3.60	3	0	0	0	0	5.0	5	2	2	0	0	4	4	0	0
	Lansing-A	0-0	0.00	1	0	0	0	0	1.0	1	0	0	0	0	0	0	0	0
2004	Lansing-A	6-6	4.43	36	15	0	0	1	107.2	112	64	53	9	5	40	121	4	1
2005	Daytona-A	10-2	2.74	41	10	0	0	2	98.2	93	33	30	5	3	22	106	5	0
	West Tenn-AA	0-1	3.86	6	0	0	0	1	9.1	13	4	4	0	0	7	4	0	0
MINOR LEAGUE TOTALS		16-9	3.61	87	25	0	0	4	221.2	224	103	89	14	8	73	235	9	1

2002 - Selected by Cubs in 38th round of 2002 draft (scout: Mark Adair)

Wells: Facts and Information

Randy went to the Cubs' major league spring camp as a non-roster invitee ... the right-hander has spent four years in the Cubs' minor league system — going 16-9 with a 3.61 ERA since being converted to a pitcher in 2003.

- © batted .153 in 47 games as a catcher in the Cubs' organization in 2002 and 2003.
- © graduated from Belleville (IL) East High School in 2000 ... attended Southwestern Illinois Community College.

Wells' 2005 Season

Randy combined to go 10-3 with a 2.83 ERA (34 ER/108.0 IP) for Daytona (A) and West Tenn (AA).

- © spent the majority of the season at Daytona, where he went 10-2 with 2 saves in 41 games (10 starts).
 - ◆ was 5-1 with a 2.54 ERA as a starter.
 - ◆ did not allow a run in his last four starts of the season (August 11-29) ... allowed 12 hits while striking out 27 batters over the stretch, which spanned 23.1 innings.
- © appeared in six games for West Tenn in two stints on the Diamond Jaxx roster.
 - ◆ picked up his first save at the Double-A level June 16.

Wells' Career Review

2004: Went 6-6 with a 4.43 ERA in his first full season as a pitcher ... appeared in 36 games for Lansing (A).

© as a reliever, went 2-0 with 1 save and a 4.86 ERA in 21 games ... held batters to a .237 average.

© picked up the first save of his career May 10 against Peoria in a 4.0-inning relief stint.

© earned his first career win April 29, allowing 1 run over 5.0 innings.

© fanned a season-high 8 batters in back-to-back starts August 17 and August 22.

2003: Spent most of the season at Lansing (A) before being converted to a pitcher.

© batted .149 in 24 games for the Lugnuts and saw action as catcher, pitcher and at first base.

- ◆ his lone pitching appearance was July 2 at West Michigan, retired all three batters he faced in 1.0 inning of relief.

© made three relief appearances at Mesa (R) at the end of the season ... went 0-0 with a 3.60 ERA with four walks and four strikeouts.

2002: Began his professional career with Boise (A), where he batted .188 in nine games ... ended the season with Mesa (R), appearing in 14 games as catcher and batting .146.

FIRST IMPRESSIONS

On May 15, 1960, Don Cardwell made his Cubs debut — and pitched a no-hitter in defeating St. Louis 4-0 in the second game of a doubleheader at Wrigley Field. Cubs leftfielder Moose Moryn made a shoestring catch of Joe Cunningham's sinking liner for the game's final out.

The last pitcher to throw a complete-game shutout in his Cubs debut was left-hander Andrew Lorraine, who 3-hit Houston in a 6-0 affair August 6, 1999, at Wrigley Field.

MARATHONS IN CUBS HISTORY

*By Time: 6:10 (21 Innings) — August 17-August 18, 1982 ... 2-1 loss to Los Angeles at Wrigley Field
9-Inning Game: 4:22 — May 11, 2000 ... 14-8 loss to Milwaukee at Wrigley Field*

By Innings: 22 — May 17, 1927 ... 4-3 win over Boston at Braves Field

21 — July 17, 1918 ... 2-1 win over Philadelphia at Weeghman Park

21 — August 17-18, 1982 ... 2-1 loss to Los Angeles at Wrigley Field

20 — June 30, 1892 ... 2-2 tie against Cincinnati at League Park

20 — August 24, 1905 ... 2-1 win over Philadelphia at Baker Bowl

20 — August 28, 1930 ... 8-7 loss to St. Louis at Wrigley Field

20 — July 6, 1980 ... 5-4 loss to Pittsburgh at Three Rivers Stadium

19 — June 22, 1902 ... 3-2 win over Pittsburgh at West Side Grounds

19 — June 17, 1915 ... 4-3 win over Brooklyn at West Side Grounds

19 — August 17, 1932 ... 3-2 win over Boston at Wrigley Field

19 — May 17, 1939 ... 9-9 tie vs. Brooklyn at Wrigley Field

18 — 12 times, most recently August 6, 1989 ... 5-4 loss to Pittsburgh at Three Rivers Stadium

#32 JEROME WILLIAMS — RHP



FULL NAME: Jerome Lee Williams

BATS: Right THROWS: Right HEIGHT: 6-3 WEIGHT: 240 MLS: 2+75

OPENING DAY AGE: 24, turns 25 December 4

BORN: 12/4/81 in Honolulu, HI RESIDES: Waipahu, HI

CONTRACT STATUS: Signed through 2006

FAMILY: Married — Sarah ... Children — Tre and Alana

HOW ACQUIRED: Traded from San Francisco 5/28/05 with P David Aardsma for P LaTroy Hawkins and cash considerations

Williams' Statistics and Career Transactions

YEAR TEAM	W-L	ERA	G	GS	CG	SHO	SV	IP	H	R	ER	HR	HB	BB	SO	WP	BK
1999 — Salem-Keizer-A	1-1	2.19	7	7	1	*1	0	37.0	29	13	9	1	3	11	34	1	0
2000 — San Jose-A	7-6	2.94	23	19	0	0	0	125.2	89	53	41	6	10	48	115	9	2
2001 — Shreveport-AA	9-7	3.95	23	23	2	1	0	130.0	116	69	57	14	9	34	84	6	1
2002 — Fresno-AAA	6-11	3.59	28	*28	0	0	0	160.2	140	76	64	16	9	50	130	5	3
2003 — Fresno-AAA	4-2	2.68	10	10	1	0	0	57.0	52	19	17	3	4	16	40	2	0
San Francisco	7-5	3.30	21	21	2	1	0	131.0	116	54	48	10	7	49	88	2	1
2004 — San Francisco	10-7	4.24	22	22	0	0	0	129.1	123	69	61	14	17	44	80	2	1
2005 — Fresno-AAA	1-4	9.39	6	6	0	0	0	30.2	47	34	32	3	3	17	15	2	1
Iowa-AAA	1-1	2.22	4	4	0	0	0	24.1	27	10	6	2	2	6	17	5	0
San Francisco	0-2	6.48	4	3	0	0	0	16.2	21	12	12	2	1	4	11	0	0
CUBS	6-8	3.91	18	17	0	0	0	106.0	98	50	46	12	9	45	59	2	0
MAJOR LEAGUE TOTALS	23-22	3.92	65	63	2	1	0	383.0	358	185	167	38	34	142	238	6	2
CUBS TOTALS	6-8	3.91	18	17	0	0	0	106.0	98	50	46	12	9	45	59	2	0

* Led League

LAST MAJOR LEAGUE COMPLETE GAME: 7/07/03 vs. St. Louis (W, 5-1) ... LAST SHUTOUT: 6/27/03 vs. Oakland (6-0)

	AVG	AB	R	H	2B	3B	HR	RBI	SH	SF	HP	BB	SO	SB	CS	PCT	G	PO	A	E	TC	DP
2005	.088	34	1	3	1	0	0	0	6	0	0	0	16	0	0	.971	22	8	25	1	34	3
ML TOTALS	.112	107	3	12	2	0	0	1	18	0	0	1	49	0	1	.936	65	29	59	6	94	7

LAST HIT: 8/23/05 vs. Atlanta (single off John Thomson) ... number of at-bats since then — 15

1999 — Selected by San Francisco in supplemental round between 1st and 2nd rounds of draft (39th overall)

2004 — On disabled list 7/31-9/16 ... right triceps strain

2005 — Traded to Cubs 5/28 with P David Aardsma for P LaTroy Hawkins and cash considerations

DIVISION SERIES STATISTICS

YEAR TEAM/OPP	W-L	ERA	G	GS	CG	SHO	SV	IP	H	R	ER	HR	HB	BB	SO	WP	BK
2003 — SF vs. FLA	0-0	13.50	1	1	0	0	0	2.0	5	3	3	0	0	1	1	0	0

Williams: Facts and Information

Jerome was acquired from San Francisco in May 2005 as part of a three-player trade.

- © the Honolulu, Hawaii, native is just the 27th Major Leaguer born in our nation's 50th state.
- © made his big league debut April 26, 2003, at Philadelphia at 21 years and 140 days old, becoming the youngest Giants pitcher to debut since Mark Grant (1984).
- © was just the fourth rookie in franchise history — and first since 1937 — to start a postseason contest when he did so in the 2003 National League Division Series.
- © was selected to participate in the 2001 All-Star Futures Game in Seattle, Washington.
- © was San Francisco's sandwich selection (39th pick overall) in the 1999 First-Year Player Draft.
- © graduated from Waipahu (HI) High School in 1999.

IF YOU START ME UP

In his 63 big league starts, Jerome Williams has:

- © worked at least 6.0 innings 42 times ... at least 7.0 innings 22 times ... at least 8.0 innings 4 times ... and has 2 complete games.
- © issued 2 or fewer walks 38 times — including 7 no-walk outings ... his career-high walk total is 6 (9/25/05 vs. Houston).

Williams' 2005 Season

- Jerome was a combined 6-10 with a 4.26 ERA in 22 games (20 starts) for San Francisco and the Cubs.
- Ⓢ opened the campaign in the Giants' starting rotation, struggling in his first three starts.
 - Ⓢ made the first relief appearance of his big league career April 16 at Colorado.
 - Ⓢ was optioned to Fresno (AAA) April 25 — and went 1-4 in six starts.
 - Ⓢ was traded to the Cubs May 28 and reported to Iowa (AAA), where he made his first start for the organization May 31.
 - Ⓢ earned his first win for the I-Cubs on June 5 at Memphis, pitching 6.0 innings and giving up 2 runs on 3 hits and 3 walks.
 - Ⓢ was recalled from Iowa (AAA) on June 21 and made his first start for the Cubs that night, earning the win in a 4-2 defeat of Milwaukee.
 - ◆ pitched 7.0 innings, allowing 2 runs on 3 hits.
 - Ⓢ worked out of the bullpen for the second time in his career June 26 at U.S. Cellular Field, combining with Mark Prior and Ryan Dempster on a 1-hit shutout of the White Sox.
 - Ⓢ earned his first career win at Wrigley Field on August 23, working into the eighth inning in a 10-1 defeat of Atlanta.
 - ◆ allowed just 3 hits and 3 walks over 7.2 innings.
 - ◆ also doubled and singled in the game for his first career multi-hit contest.
 - Ⓢ posted a 2.40 ERA (11 ER/41.1 IP) over his final six starts, but went just 2-3 over the span.
 - ◆ gave up more than 3 runs just once during that stretch — and held batters to a .252 average.
 - ◆ worked 7.0 innings in all but one of the starts.

Williams' Career Review

2004: Jerome won 10 games in his first full season in the majors despite missing six weeks after undergoing elbow surgery in August ... was the youngest Giants rookie to win at least 10 games since Pete Falcone in 1975.

- Ⓢ worked 6.0 or more innings in 13 of his 22 starts ... allowed 2 or fewer earned runs in eight starts.
- Ⓢ issued 2 or fewer walks in 16 starts.
- Ⓢ dropped his first decision of the year, but rebounded with a three-game winning streak from April 12-24.
- Ⓢ left his July 30 start vs. St. Louis after 3.0-shutout innings due to a right triceps strain.
 - ◆ underwent arthroscopic surgery by Dr. Ken Akizuke on his right elbow August 4 to remove loose bodies and shave a bone spur.
- Ⓢ was activated from the disabled list on September 16, but did not see action until September 30.
 - ◆ pitched twice in the Arizona Instructional League following his activation.
- Ⓢ earned his 10th win of the year on September 30, as the Giants beat San Diego 4-1 — and moved into a tie for the NL Wild Card with Houston.
 - ◆ it was Williams' first major league outing in exactly 2 months.
 - ◆ allowed just one run over 7.0 innings, giving up 4 hits and 1 walk while striking out 3 batters.

2003: Recorded a winning record in his first season in the big leagues, going 7-5 with a 3.30 ERA in 21 games.

- Ⓢ worked 6.0 or more innings in 15 of his 21 big league starts ... allowed 2 or fewer earned runs in 12 of his ML starts.
- Ⓢ ranked among NL rookie leaders in ERA (third), innings (sixth, 131.0), complete games (tied for first, 2) and batting average against (fourth, .242).
- Ⓢ the Giants were 12-9 in his 21 starts — and of the losses, five were of 2 runs or fewer.

- Ⓢ opened the season at Fresno (AAA), going 1-1 with a 1.29 ERA in four starts ... allowed just 3 earned runs in 21.0 innings of work, striking out 15 batters and walking 8.
- Ⓢ was recalled to San Francisco April 25 and made his major league debut the next day, suffering the loss in Philadelphia (10-2) ... took the spot of Jason Schmidt, who was on MLB's bereavement list.
 - ◆ was optioned back to Fresno (AAA) following the game.
- Ⓢ spent the month of May pitching in Triple-A, where he was 3-1 with a 3.50 ERA in six starts.
 - ◆ hurled his first career 9.0-inning complete game on May 18 in New Orleans ... gave up 2 runs on 6 hits and 1 walk while striking out 8 batters.
- Ⓢ was recalled for the second and final time on June 3, taking the roster spot of the injured Kurt Ainsworth.
- Ⓢ earned his first big league win June 21 at Oakland, working 6.1 innings in the Giants' 6-4 win.
- Ⓢ faced the A's in his very next game (June 27) — and pitched his first Major League complete-game shutout (6-0), needing just 96 pitches to do so.
 - ◆ scattered 7 hits and 1 walk over his 9.0 innings of work ... struck out 2 batters.
 - ◆ was the first Giants rookie to post a shutout since Mike Remlinger hurled a 3-hitter to defeat Pittsburgh 4-0 June 15, 1991, at Candlestick Park.
 - ◆ was just 21 years and 205 days old on June 27, becoming the youngest Giants pitcher to hurl a shutout since rookie Pete Falcone (21 years and 204 days) blanked Houston 3-0 in the nightcap of an April 23, 1975, doubleheader at the Astrodome.

- © won his next four starts, extending his winning streak to a career-high 5 games.
 - ◆ had a 1.24 ERA (5 ER/36.1 IP) over the span.
 - ◆ hurled his second career complete game just 10 days after his first, leading the Giants past the St. Louis Cardinals 5-1 on July 7 ... allowed 1 run on 7 hits and 1 walk in the contest ... retired 13 of his final 16 batters and collected his first big league hit doubling off Lance Painter.
- © made his first career postseason start, earning the nod in Game 4 of the NLDS at Florida ... did not factor into the decision in the Marlins' 7-6 win.
 - ◆ was just the fourth rookie in franchise history to start a postseason contest and first since 1937.

2002: Moved to Triple-A in just his fourth professional season, becoming the youngest starting pitcher in the Pacific Coast League ... made a career-high 28 starts.

- © recorded a 3.59 ERA, allowing just 64 earned runs in a career-high 160.2 innings of work.
 - ◆ ranked eighth in the league in ERA.
- © issued a career-high 130 strikeouts while walking 50 batters.
- © worked 6.0 or more innings in 15 of his starts and allowed 2 or fewer earned runs in 16 of his starts — including seven starts in which he did not surrender a run.
- © had a season of streaks, going winless in his first eight starts and recording a 5.06 ERA (24 ER/42.2 IP) ... earned wins in his next three decisions.
- © notched a 1.47 ERA over a five-start span from May 18-June 8 ... was 3-0 over the stretch.
- © had a 1.84 ERA (10 ER/49.0 IP) over his final eight starts (July 27-September 2) — despite going just 3-3.
- © was named the Pacific Coast League *Howe SportsData* Pitcher of the Week for August 26-September 2.
 - ◆ allowed 1 run (none earned) over his final two starts.
 - ◆ scattered 4 hits and 3 walks over the 13.0-inning span ... struck out 13 batters.

- © made five starts for Grand Canyon in the Arizona Fall League, allowing just 5 earned runs in his 22.0 innings of work (2.05 ERA) ... held batters to a .135 average (10-74) and issued 25 strikeouts.
 - ◆ following the Fall League, *Baseball America* dubbed him as the second-best Major League pitching prospect in the AFL.

2001: Was promoted to Double-A (Shreveport), where he posted a 9-7 record.

- © led the team in wins and had a 3.95 ERA (57 ER/130.0 IP).
- © issued just 34 walks while striking out 84 batters.
- © was selected to participate in the 2001 All-Star Futures Game in Seattle, WA.
- © hurled a 2-hit, 7.0-inning, complete-game shutout August 4 at Arkansas.

2000: Went 7-6 with a 2.94 ERA for San Jose (A) ... pitched 125.2 innings his first full season in professional baseball.

- © struck out 115 batters while issuing just 48 walks.
- © started 19 games and worked out of the bullpen in four contests.
- © ranked fifth in the California League in ERA.
- © held opponents to a .201 batting average (89-443).

1999: Pitched in seven games after being drafted by San Francisco as the 39th overall pick in the June Draft ... was the Giants' second pick and was selected in between the first and second rounds.

- © was 1-1 with a 2.19 ERA and 1 complete-game shutout for Salem-Keizer.
- © struck out 34 batters in 37.0 innings.
- © was named the Northwest League *Howe SportsData* Pitcher of the Week for August 23-August 29.

JEROME WILLIAMS' CAREER HIGHS AND LOWS

LOW-HIT COMPLETE GAME: 7-hitter (twice), most recently 7/17/03 vs. St. Louis
MOST STRIKEOUTS: 9, 8/1/03 @ Cincinnati
MOST HITS ALLOWED: 10, 9/22/03 @ Houston
MOST RUNS ALLOWED: 8, 6/18/04 vs. Boston

MOST HOMERS ALLOWED: 3, 8/19/03 vs. Atlanta
LONGEST WINNING STREAK: 5 games, 6/21-7/12/03
LONGEST LOSING STREAK: 3 games (twice), most recently 7/28-8/13/05

Williams' 2005 and Career Statistical Breakdowns

W-L-S	ERA	G	CG	IP	ER	2005/CAREER	TOTALS	W-L-S	ERA	G	CG	IP	ER	CAREER BY PARK	W-L-S	ERA	G	CG	IP	ER
6-10-0	4.26	22	0	122.2	58			23-22-0	3.92	65	2	383.0	167	ATL: Turner Field	0-0-0	4.50	1	0	6.0	3
0-1-0	1.69	1	0	5.1	1	Arizona	4-3-0	3.24	8	0	50.0	18	AZ: Chase Field	3-1-0	2.39	4	0	26.1	7	
1-0-0	2.63	2	0	13.2	4	Atlanta	1-0-0	3.54	3	0	20.1	8	BAL: Camden Yards	1-0-0	3.68	1	0	7.1	3	
0-0-0	0.00	0	0	0.0	0	Baltimore	1-0-0	3.68	1	0	7.1	3	CHI: WRIGLEY FIELD	2-5-0	4.60	8	0	47.0	24	
0-0-0	0.00	0	0	0.0	0	Boston	0-1-0	9.64	1	0	4.2	5	CIN: Great American	1-0-0	4.26	2	0	12.2	6	
0-0-0	0.00	1	0	2.0	0	Chicago (AL)	0-0-0	2.57	2	0	7.0	2	COL: Coors Field	0-0-0	6.35	2	0	5.2	4	
0-0-0	0.00	0	0	0.0	0	Chicago (NL)	0-0-0	0.00	0	0	0.0	0	CWS: U.S. Cellular Field	0-0-0	2.57	2	0	7.0	2	
1-1-0	5.68	3	0	19.0	12	Cincinnati	1-1-0	5.04	4	0	25.0	14	HOU: Minute Maid Park	0-2-0	5.21	3	0	19.0	11	
0-0-0	0.00	0	0	0.0	0	Cleveland	0-0-0	0.00	0	0	0.0	0	KC: Kauffman Stadium	0-0-0	3.00	1	0	6.0	2	
0-0-0	2.35	2	0	7.2	2	Colorado	1-0-0	3.60	4	0	20.0	8	LA: Dodger Stadium	1-0-0	3.12	1	0	8.2	3	
0-0-0	0.00	0	0	0.0	0	Detroit	0-0-0	0.00	0	0	0.0	0	MIL: Miller Park	1-1-0	4.15	2	0	13.0	6	
0-0-0	0.00	0	0	0.0	0	Florida	0-0-0	3.86	1	0	7.0	3	OAK: McAfee Coliseum	0-1-0	6.48	2	0	8.1	6	
1-1-0	3.21	2	0	14.0	5	Houston	1-2-0	4.50	4	0	26.0	13	PHI: Citizens Bank Park	0-0-0	4.26	1	0	6.1	3	
0-0-0	0.00	0	0	0.0	0	Kansas City	0-0-0	3.00	1	0	6.0	2	PIT: Veterans Stadium	0-1-0	11.25	1	0	4.0	2	
0-0-0	0.00	0	0	0.0	0	Los Angeles (AL)	0-0-0	0.00	0	0	0.0	0	PHI: Veterans Stadium	0-1-0	11.25	1	0	4.0	2	
0-1-0	27.00	1	0	1.2	5	Los Angeles (NL)	2-2-0	4.64	4	0	21.1	11	PR: Bithorn Stadium	0-0-0	2.57	1	0	7.1	0	
1-2-0	6.00	3	0	18.0	12	Milwaukee	2-2-0	5.63	4	0	24.0	15	SD: PETCO Park	1-1-0	4.09	2	0	11.0	5	
0-0-0	0.00	0	0	0.0	0	Minnesota	0-0-0	4.05	1	0	6.2	3	SD: Qualcomm Stadium	0-0-0	3.00	1	0	6.0	2	
0-0-0	0.00	0	0	0.0	0	New York (AL)	0-0-0	0.00	0	0	0.0	0	SF: AT&T Park	8-9-0	3.81	24	2	146.1	62	
0-0-0	0.00	0	0	0.0	0	New York (NL)	0-1-0	6.48	2	0	8.1	6	STL: Busch Stadium	2-1-0	4.24	3	0	17.0	8	
0-0-0	0.00	0	0	0.0	0	Oakland	2-1-0	3.26	3	1	19.1	7	TB: Tropicana Field	1-0-0	1.29	1	0	7.0	1	
0-0-0	4.50	1	0	4.0	2	Philadelphia	0-2-0	7.94	3	0	11.1	10								
1-0-0	0.00	1	0	7.1	0	Pittsburgh	1-1-0	4.00	3	0	18.0	8								
1-1-0	4.50	2	0	12.0	6	St. Louis	3-2-0	3.09	6	1	35.0	12								
0-1-0	9.00	1	0	4.0	4	San Diego	3-2-0	2.63	6	0	37.2	11								
0-1-0	1.29	1	0	7.0	1	San Francisco	0-1-0	1.29	1	0	7.0	1								
0-0-0	0.00	0	0	0.0	0	Seattle	0-0-0	0.00	0	0	0.0	0								
0-0-0	0.00	0	0	0.0	0	Tampa Bay	1-0-0	1.29	1	0	7.0	1								
0-0-0	0.00	0	0	0.0	0	Texas	0-0-0	0.00	0	0	0.0	0								
0-0-0	0.00	0	0	0.0	0	Toronto	0-0-0	0.00	0	0	0.0	0								
0-1-0	5.14	1	0	7.0	4	Washington	0-1-0	3.86	2	0	14.0	6								
0-2-0	6.48	4	0	16.2	12	March/April	3-4-0	5.24	10	0	55.0	32								
0-0-0	0.00	0	0	0.0	0	May	1-2-0	4.50	5	0	28.0	14								
1-0-0	2.00	2	0	9.0	2	June	6-2-0	3.63	12	1	72.0	29								
2-2-0	4.35	5	0	31.0	15	July	7-5-0	3.42	16	1	94.2	36								
1-3-0	6.57	5	0	24.2	18	August	2-4-0	5.47	10	0	54.1	33								
2-3-0	2.40	6	0	41.1	11	Sept./Oct.	4-5-0	2.62	12	0	79.0	23								
2-6-0	4.73	10	0	59.0	31	Home	10-13-0	4.11	31	2	186.1	85								
4-4-0	3.82	12	0	63.2	27	Road	13-9-0	3.75	34	0	196.2	82								
3-5-0	3.47	10	0	59.2	23	Day	7-9-0	3.74	21	0	125.0	52								
3-5-0	5.00	12	0	63.0	35	Night	16-13-0	4.01	44	2	258.0	115								
6-10-0	4.26	22	0	122.2	58	Grass	22-21-0	3.92	62	2	365.0	159								
0-0-0	0.00	0	0	0.0	0	Artificial	1-1-0	4.00	3	0	18.0	8								
1-3-0	4.89	8	0	38.2	21	Pre-ASG	14-10-0	4.12	34	2	199.0	91								
5-7-0	3.96	14	0	84.0	37	Post-ASG	9-12-0	3.72	31	0	184.0	76								
6-10-0	4.28	20	0	120.0	57	Starter	23-22-0	3.93	63	2	380.1	166								
0-0-0	3.38	2	0	2.2	1	Reliever	0-0-0	3.38	2	0	2.2	1								

LEFTY/RIGHTY SPLITS

Vs. Left-handed Batters:
2005 - .299 (56-187), 4 HR
ML Career - .260 (169-649), 11 HR

Vs. Right-handed Batters:
2005 - .236 (63-267), 10 HR
ML Career - .245 (189-770), 27 HR

1-0 ... 1-0 ... 1-0 ... 1-0

In 1906, the Cubs participated in four consecutive 1-0 contests. The Cubs beat Cincinnati 1-0 July 1 at Chicago's West Side Grounds, then fell the next day by the same score. The club then swept an Independence Day doubleheader at Pittsburgh by identical 1-0 scores.

That was part of the Cubs' 1906 club-record stretch of playing nine straight one-run contests June 24-July 4.

#48 SCOTT WILLIAMSON — RHP



FULL NAME: Scott Ryan Williamson
BATS: Right **THROWS:** Right **HEIGHT:** 6-0 **WEIGHT:** 185 **MLS:** 7+0
OPENING DAY AGE: 30
BORN: 2/17/76 in Ft. Polk, LA **RESIDES:** Guilford, IN
CONTRACT STATUS: Signed through 2006
FAMILY: Married — Lisa ... Children: Scott Reese and Cambrie
HOW ACQUIRED: Signed as a minor league free agent free agent 1/18/05

Williamson's Statistics and Career Transactions

YEAR TEAM	W-L	ERA	G	GS	CG	SHO	SV	IP	H	R	ER	HR	HB	BB	SO	WP	BK
1997 — Billings-R	*8-2	1.78	13	13	2	*1	0	86.0	66	25	17	5	4	23	*101	12	2
1998 — Chattanooga-AA	4-5	3.78	18	18	0	0	0	100.0	85	49	42	4	3	46	105	13	2
Indianapolis-AAA	0-0	3.48	5	5	0	0	0	20.2	20	9	8	2	1	9	17	0	0
1999 — Cincinnati	12-7	2.41	62	0	0	0	19	93.1	54	29	25	8	1	43	107	13	0
2000 — Cincinnati	5-8	3.29	48	10	0	0	6	112.0	92	45	41	7	3	75	136	21	1
2001 — Cincinnati	0-0	0.00	2	0	0	0	0	0.2	1	0	0	0	1	2	0	1	0
2002 — Cincinnati	3-4	2.92	63	0	0	0	8	74.0	46	27	24	5	2	36	84	8	1
2003 — Cincinnati	5-3	3.19	42	0	0	0	21	42.1	34	15	15	6	1	25	53	8	0
Boston	0-1	6.20	24	0	0	0	0	20.1	20	15	14	1	0	9	21	4	0
2004 — Pawtucket-AAA#	1-0	12.27	4	1	0	0	0	3.2	3	5	5	0	1	6	6	1	0
Boston	0-1	1.26	28	0	0	0	1	28.2	11	6	4	0	3	18	28	4	0
2005 — Mesa-R#	0-2	2.45	4	1	0	0	0	7.1	7	8	2	0	2	2	9	0	0
Iowa-AAA#	1-0	3.86	6	0	0	0	0	7.0	4	3	3	1	0	3	10	0	0
CUBS	0-0	5.65	17	0	0	0	0	14.1	15	9	9	3	2	6	23	4	1
NL TOTALS	25-22	3.05	234	10	0	0	54	336.2	242	125	114	29	10	187	403	55	3
AL TOTALS	0-2	3.31	52	0	0	0	1	49.0	31	21	18	1	3	27	49	8	0
MAJOR LEAGUE TOTALS	25-24	3.08	286	10	0	0	55	385.2	273	146	132	30	13	214	452	63	3
CUBS TOTALS	0-0	5.65	17	0	0	0	0	14.1	15	9	9	3	2	6	23	4	1

*Led League ... #Injury Rehabilitation Assignment

SV/OPP: 2005 — 0/0 ... ML Career — 55/76 ... HOLDS: 2005 — 3 ... ML Career — 31 ... IR/IRS: 2005 — 2/0 ... ML Career — 116/43

	AVG	AB	R	H	2B	3B	HR	RBI	SH	SF	HP	BB	SO	SB	CS	PCT	G	PO	A	E	TC	DP
2005	.000	0	0	0	0	0	0	0	0	0	0	0	0	0	0	1.000	17	0	1	0	1	0
ML TOTALS	.043	23	1	1	0	0	0	0	7	0	0	3	14	0	0	.935	286	12	31	3	46	2

LAST HIT: 8/6/00 vs. Florida (single off Chuck Smith) ... number of at-bats since then — 8

1997 — Selected by Reds in 9th round of June draft
 2000 — On disabled list 8/28-9/8 ... lower back strain
 2001 — On disabled list 4/4-10/11 ... right elbow surgery
 2003 — Acquired by Boston for LHP Phil Dumatrait, a player to be named later (LHP Tyler Pelland) and cash, 7/29
 2004 — On disabled list 5/19-6/11 ... right elbow inflammation
 2004 — On disabled list 7/1-9/9 ... strained right forearm ... Included rehabilitation assignments to Pawtucket (7/25-8/12)
 2005 — Signed as a minor league free agent by Cubs 1/18
 2005 — On disabled list 3/30-8/5 ... rehabilitation from right elbow surgery ... Included rehabilitation assignments to Mesa (6/22-7/8) and Iowa (7/20-8/4)

ALL-STAR GAME STATISTICS

YEAR TEAM/SITE	W-L	ERA	G	GS	CG	SHO	SV	IP	H	R	ER	HR	HB	BB	SO	WP	BK
1999 — N.L./Bos																	

DID NOT PITCH

DIVISION SERIES STATISTICS

YEAR TEAM/OPP	W-L	ERA	G	GS	CG	SHO	SV	IP	H	R	ER	HR	HB	BB	SO	WP	BK
2003 — Bos vs. Oak	2-0	0.00	5	0	0	0	0	5.0	2	0	0	0	0	3	8	0	0

LEAGUE CHAMPIONSHIP SERIES STATISTICS

YEAR TEAM/OPP	W-L	ERA	G	GS	CG	SHO	SV	IP	H	R	ER	HR	HB	BB	SO	WP	BK
2003 — Bos vs. NYY	0-0	3.00	3	0	0	0	3	3.0	1	1	1	1	0	0	6	0	0

Williamson: Facts and Information

Scott returns to the Cubs for his second season.

- Ⓢ in addition to the Cubs, Scott has played for Cincinnati (1999-2003) and Boston (2003-2004).
- Ⓢ the 1999 National League Rookie of the Year went 12-7 during the campaign with 19 saves and a 2.41 ERA in 62 relief appearances.
- Ⓢ is a 1994 graduate of Friendswood High School (LA).
- Ⓢ attended Tulane University for two years, then transferred to Oklahoma State University.

Williamson's 2005 Season

Scott made 17 appearances in his first season with the Cubs after undergoing elbow reconstruction in the 2004 off-season.

- Ⓢ was unscored upon in 12 of his outings.
- Ⓢ struck out 23 batters in 14.1 innings of work, a ratio of 14.4 strikeouts per 9.0 innings.
- Ⓢ made his Cub debut August 5 in New York, working 1.0 scoreless frame.
- Ⓢ opened the year on the 60-day disabled list and was reinstated to the active list August 5 after two rehabilitation stints.
 - ◆ appeared in four rehabilitation games for Mesa (R), going 0-2 with a 2.45 ERA.
 - ◆ also had a stint at Iowa (AAA), where he was 1-0 with a 3.86 ERA in 6 games ... held batters to a .154 average and struck out 10 in 7.0 innings.

Williamson's Career Review

2004: Scott spent the season struggling through injuries, but managed to compile a 1.26 ERA in 28 relief appearances for Boston.

- Ⓢ limited opponents to a .115 average, the lowest of his career.
- Ⓢ allowed 3 of his 9 inherited runners to score.
- Ⓢ had two different stints on the disabled list as he was inactive May 21 through June 11 with right elbow inflammation ... also was inactive July 2 through September 9 with a strained right forearm.
 - ◆ appeared in four rehab games for Pawtucket (AAA), going 1-0 with a 12.27 ERA.
- Ⓢ made his first major league appearance since June 30 on September 10, tossing 1.0 scoreless inning against Seattle.
- Ⓢ allowed just one earned run over his final 14 outings, spanning 12.2 innings — allowed just 5 hits over the streak.
- Ⓢ earned his only save of the year April 25 at New York (AL), tossing 2.0 scoreless innings in a 2-0 Boston win.
- Ⓢ did not allow a homer in 28.2 innings.

2003: Combined to go 5-4 with a 4.16 ERA and 21 saves in 66 games for Cincinnati and Boston — was traded at the July trading deadline for LHP Phil Dumatrait, a player to be named later and cash.

- Ⓢ before being traded to Boston, he converted 21 of 26 save opportunities.
- Ⓢ struggled in his move to the junior circuit, going 0-1 with a 6.20 ERA in 24 appearances.
- Ⓢ had a pair of bad outings with Boston — allowing 4 earned runs while getting one out August 8 vs. Baltimore and surrendering 5 earned runs over 0.2 innings September 20 at Cleveland — without those outings, his ERA was 2.92 on the year.
- Ⓢ saw postseason action for the first time in his career, appearing in 8 games.
 - ◆ went 2-0 with 3 saves and a 1.13 ERA.

2002: Scott spent his final full season with Cincinnati, going 3-4 with 8 saves and a 2.92 ERA while recovering from "Tommy John" surgery which he had during the 2001 season.

- Ⓢ made 63 relief appearances, a then career-high, while striking out 84 batters in 74.0 innings.
- Ⓢ tossed 10 scoreless outings April 19 to May 18 — during the span, he saw his ERA drop from 11.25 to 2.65.
- Ⓢ earned saves in five consecutive outings September 9 to September 16, tossing 4.2 scoreless innings.

2001: Scott spent most of the season on the disabled list with a torn ulnar collateral ligament in his right elbow.

- Ⓢ threw 0.1 innings in the Reds first two games before going on the disabled list ... underwent "Tommy John" surgery on April 12 and was on the DL the remainder of the season.
 - ◆ the 3-hour procedure was performed by Dr. James Andrews and Dr. Timothy Kremchek.

2000: Scott made the only starts of his big league career, going 5-8 with 6 saves and a 3.29 ERA in 48 games (10 starts).

- Ⓢ established season career-highs in innings pitched (112.0) and strikeouts (136).
- Ⓢ was 3-3 with a 2.93 ERA in his starts.
- Ⓢ lasted 7.0 innings in three consecutive starts August 12 through August 23, allowing 3 runs over the span — however, he picked up the win in just one of those affairs.
 - ◆ was the victim of blown saves in two starts.
- Ⓢ earned the save in three consecutive outings April 30 through May 7 ... tossing 6.1 scoreless innings.
- Ⓢ was on the disabled list from August 28 through September 8 with lower back strain.

1999: Earned National League Rookie of the Year honors after going 12-7 with 19 saves in 26 chances and a 2.41 ERA in 62 relief appearances.

- ◉ held opponents to a .171 average, while striking out 107 batters in 93.1 innings on the mound.
- ◉ was selected to participate in the Major League All-Star Game as a replacement for injured Robb Nen, becoming just the 14th rookie pitcher to be selected to the Midsummer Classic.
- ◉ his 2.41 ERA was best in the NL among pitchers with at least 17 decisions.
- ◉ had a 14-game scoreless streak from May 3 through June 8, as he did not allow a run in nine outings during the month of May ... the 14-game scoreless streak spanned 22.2 innings.
- ◉ struck out a season-high six batters in back-to-back outings May 23-27 — tossing 5.0 hitless innings while striking out 12 batters.

- 1998:** Scott went 4-5 with a 3.73 ERA in 23 starts for Chattanooga (AA) and Indianapolis (AAA).
- ◉ started the season at the Double-A level and made 18 starts before being promoted to Indianapolis on July 29.
 - ◉ was on the disabled list in April and May after a line drive grazed his forehead.
 - ◉ made his last appearance of the year August 24 vs. Columbus — left the game with a strained tendon in his right middle finger and did not pitch the rest of the campaign.

- 1997:** Scott spent his first professional season at Billings (Rookie), going 8-2 with a 1.78 ERA.
- ◉ was named a Pioneer League All-Star and a *Baseball America* short-season All-Star.
 - ◉ struck out 101 batters over 86.0 innings on the mound.

Williamson's 2005 and Career Statistical Breakdowns

W-L-S	ERA	G	CG	IP	ER	2005/CAREER	W-L-S	ERA	G	CG	IP	ER	CAREER BY PARK	W-L-S	ERA	G	CG	IP	ER
0-0-0	5.65	17	0	14.1	9	TOTALS	25-24-55	3.08	286	0	385.2	132	ATL: Turner Field	0-0-0	4.50	2	0	2.0	1
0-0-0	0.00	0	0	0.0	0	Arizona	2-1-2	2.00	8	0	9.0	2	AZ: Chase Field	0-1-1	9.00	3	0	2.0	2
0-0-0	0.00	0	0	0.0	0	Atlanta	0-0-1	5.06	6	0	5.1	3	BAL: Camden Yards	0-1-0	2.45	7	0	7.1	2
0-0-0	0.00	0	0	0.0	0	Baltimore	0-1-0	4.63	12	0	11.2	6	BOS: Fenway Park	0-1-0	3.93	21	0	18.1	8
0-0-0	0.00	0	0	0.0	0	Boston	0-0-0	0.00	0	0	0.0	0	CHH: WRIGLEY FIELD	1-1-2	3.13	17	0	23.0	8
0-0-0	0.00	0	0	0.0	0	Chicago (AL)	0-0-0	6.00	3	0	3.0	2	CIN: Cinergy Field	11-9-16	3.18	97	0	152.2	54
0-0-0	0.00	0	0	0.0	0	Chicago (NL)	4-1-6	0.98	18	0	27.2	3	CIN: Great American	5-0-8	2.18	21	0	20.2	5
0-0-0	7.71	3	0	2.1	2	Cincinnati	0-0-0	7.71	3	0	2.1	2	CLE: Jacobs Field	0-1-2	10.13	6	0	5.1	6
0-0-0	0.00	0	0	0.0	0	Cleveland	0-3-2	5.79	9	0	14.0	9	COL: Coors Field	1-0-2	5.14	8	0	14.0	8
0-0-0	20.25	1	0	1.1	3	Colorado	4-1-2	5.40	12	0	18.1	11	CWS: U.S. Cellular Field	0-0-0	0.00	1	0	1.2	0
0-0-0	0.00	0	0	0.0	0	Detroit	0-0-0	4.50	1	0	2.0	1	FLA: Dolphins Stadium	0-0-2	0.00	4	0	4.1	0
0-0-0	0.00	1	0	1.1	0	Florida	0-1-2	4.67	11	0	17.1	9	HOU: Astrodome	0-0-2	0.00	3	0	5.1	0
0-0-0	6.75	2	0	1.1	1	Houston	0-1-5	2.45	22	0	36.2	10	HOU: Minute Maid Park	0-1-2	1.29	9	0	14.0	2
0-0-0	0.00	0	0	0.0	0	Kansas City	1-0-0	0.00	1	0	2.0	0	KC: Kauffman Stadium	1-0-0	0.00	1	0	2.0	0
0-0-0	0.00	0	0	0.0	0	Los Angeles (AL)	0-0-0	0.00	2	0	1.2	0	LA: Dodger Stadium	1-0-2	0.00	8	0	9.2	0
0-0-0	4.50	2	0	2.0	1	Los Angeles (NL)	2-0-3	0.44	17	0	20.2	1	LAA: Angel Stadium	0-0-0	0.00	1	0	1.0	0
0-0-0	0.00	1	0	0.2	0	Milwaukee	0-2-3	4.18	19	0	28.0	13	MIL: County Stadium	0-0-0	13.50	1	0	1.1	2
0-0-0	0.00	0	0	0.0	0	Minnesota	0-0-0	3.38	5	0	5.1	2	MIL: Miller Park	0-1-1	3.18	8	0	11.1	4
0-0-0	0.00	0	0	0.0	0	New York (AL)	0-0-1	0.00	8	0	7.0	0	MIN: Metrodome	0-0-0	0.00	1	0	0.2	0
0-0-0	0.00	2	0	2.0	0	New York (NL)	3-1-2	0.71	15	0	25.1	2	MON: Olympic Stadium	0-1-1	6.75	2	0	2.2	2
0-0-0	0.00	0	0	0.0	0	Oakland	0-2-0	3.86	5	0	4.2	2	NY: Shea Stadium	2-1-2	0.52	9	0	17.1	1
0-0-0	0.00	0	0	0.0	0	Philadelphia	4-1-0	1.23	7	0	14.2	2	NY: Yankee Stadium	0-0-1	0.00	5	0	4.1	0
0-0-0	0.00	2	0	2.0	0	Pittsburgh	2-2-9	2.13	28	0	42.1	10	OAK: McAfee Coliseum	0-0-0	0.00	3	0	3.0	0
0-0-0	54.00	2	0	0.1	2	St. Louis	2-2-5	4.33	22	0	27.0	13	PHI: Veterans Stadium	1-0-0	0.00	2	0	4.0	0
0-0-0	0.00	0	0	0.0	0	San Diego	0-2-5	5.87	11	0	15.1	10	PIT: PNC Park	0-0-4	1.59	6	0	5.2	1
0-0-0	0.00	1	0	1.0	0	San Francisco	1-1-1	1.98	11	0	13.2	3	PIT: Three Rivers	1-2-2	5.40	5	0	10.0	6
0-0-0	0.00	0	0	0.0	0	Seattle	0-0-0	0.00	5	0	4.2	0	PR: Bithorn Stadium	0-1-1	3.86	2	0	2.1	1
0-0-0	0.00	0	0	0.0	0	Tampa Bay	0-0-3	1.93	10	0	9.1	2	SD: Qualcomm Stadium	0-1-1	5.68	4	0	6.1	4
0-0-0	0.00	0	0	0.0	0	Texas	0-0-0	12.00	2	0	3.0	4	SEA: Safeco Field	0-0-0	0.00	2	0	2.0	0
0-0-0	0.00	0	0	0.0	0	Toronto	0-0-0	7.36	5	0	3.2	3	SF: 3Com Park	1-0-0	0.00	2	0	4.0	0
0-0-0	0.00	0	0	0.0	0	Washington	0-2-3	6.30	8	0	10.0	7	SF: AT&T Park	0-0-0	0.00	4	0	5.0	0
0-0-0	0.00	0	0	0.0	0	March/April	6-4-9	2.87	54	0	62.2	20	STL: Busch Stadium	0-2-0	7.59	9	0	10.2	9
0-0-0	0.00	0	0	0.0	0	May	3-2-16	1.73	51	0	72.2	14	TB: Tropicana Field	0-0-3	1.42	7	0	6.1	1
0-0-0	0.00	0	0	0.0	0	June	5-6-10	3.83	46	0	56.1	24	TEX: Amerquest Field	0-0-0	12.00	2	0	3.0	4
0-0-0	0.00	0	0	0.0	0	July	6-5-8	2.88	39	0	68.2	22	TOR: Rogers Centre	0-0-0	3.86	3	0	2.1	1
0-0-0	8.68	10	0	9.1	9	August	4-3-3	3.72	50	0	75.0	31							
0-0-0	0.00	7	0	5.0	0	Sept./Oct.	1-4-9	3.75	46	0	50.1	21							
0-0-0	6.14	9	0	7.1	5	Home	16-10-24	3.26	148	0	199.0	72							
0-0-0	5.14	8	0	7.0	4	Road	9-14-31	2.89	138	0	186.2	60							
0-0-0	8.22	9	0	7.2	7	Day	9-8-21	3.14	116	0	160.2	56							
0-0-0	2.70	8	0	6.2	2	Night	16-16-34	3.04	170	0	225.0	76							
0-0-0	5.65	17	0	14.1	9	Grass	15-13-34	3.08	201	0	240.0	82							
0-0-0	0.00	0	0	0.0	0	Artificial	10-11-21	3.09	85	0	145.2	50							
0-0-0	0.00	0	0	0.0	0	Pre-ASG	15-15-38	2.97	166	0	215.0	71							
0-0-0	5.65	17	0	14.1	9	Post-ASG	10-9-17	3.22	120	0	170.2	61							
0-0-0	0.00	0	0	0.0	0	Starter	3-3-0	2.93	10	0	55.1	18							
0-0-0	5.65	17	0	14.1	9	Reliever	22-21-55	3.11	276	0	330.1	114							

LEFTY/RIGHTY SPLITS

Vs. Left-handed Batters:
2005 — .333 (5-15), 1 HR
ML Career — .205 (119-580), 18 HR

Vs. Right-handed Batters:
2005 — .250 (10-40), 2 HR
ML Career — .194 (154-792), 12 HR

SCOTT WILLIAMSON'S CAREER HIGHS AND LOWS

MOST STRIKEOUTS (AS A RELIEVER): 6, (twice) most recently 5/27/99 vs. Los Angeles
MOST HITS ALLOWED (AS A RELIEVER): 4, 7/14/00 @ St. Louis
MOST RUNS ALLOWED (AS A RELIEVER): 5, 9/20/03 @ Cleveland

LONGEST RELIEF OUTING: 4.0 innings, 6/17/99 vs. Milwaukee
LONGEST WINNING STREAK: 5 games, 4/28-6/5/99

#34 KERRY WOOD — RHP



FULL NAME: Kerry Lee Wood

BATS: Right THROWS: Right HEIGHT: 6-5 WEIGHT: 225 MLS: 6+169

OPENING DAY AGE: 28, turns 29 on June 16

BORN: 6/16/77 in Irving, TX RESIDES: Scottsdale, AZ

CONTRACT STATUS: Signed through 2006 (mutual option 2007)

FAMILY: Married — Sarah ... Children — Justin Dean

HOW ACQUIRED: Selected in 1st round of 1995 draft (4th player chosen)

Wood's Statistics and Career Transactions

YEAR TEAM	W-L	ERA	G	GS	CG	SHO	SV	IP	H	R	ER	HR	HB	BB	SO	WP	BK
1995 — Gulf Coast-R Williamsport-A	0-0	0.00	1	1	0	0	0	3.0	0	0	0	0	0	1	2	0	0
1996 — Daytona-A	10-2	2.91	22	22	0	0	0	114.1	72	51	37	6	14	70	136	10	7
1997 — Orlando-AA Iowa-AAA	6-7	4.50	19	19	0	0	0	94.0	58	49	47	2	10	79	106	10	4
1998 — Iowa-AAA CUBS	4-2	4.68	10	10	0	0	0	57.2	35	35	30	2	6	52	80	8	2
1999 —	1-0	0.00	1	1	0	0	0	5.0	1	0	0	0	0	2	11	0	0
2000 —	13-6	3.40	26	26	1	1	0	166.2	117	69	63	14	11	85	233	6	3
INJURED — DID NOT PITCH																	
2000 — Daytona-A#	2-0	1.50	2	2	0	0	0	12.0	3	2	2	0	0	5	17	0	1
2000 — Iowa-AAA#	0-0	2.57	1	1	0	0	0	7.0	4	2	2	1	0	4	7	1	0
2000 — CUBS	8-7	4.80	23	23	1	0	0	137.0	112	77	73	17	9	87	132	5	1
2001 — CUBS	12-6	3.36	28	28	1	1	0	174.1	127	70	65	16	10	92	217	9	0
2002 — CUBS	12-11	3.66	33	33	4	1	0	213.2	169	92	87	22	+16	97	217	8	1
2003 — CUBS	14-11	3.20	32	32	4	2	0	211.0	152	77	75	24	*21	100	*266	10	0
2004 — Iowa-AAA#	1-0	0.00	1	1	0	0	0	5.0	2	0	0	0	0	1	4	0	0
2004 — CUBS	8-9	3.72	22	22	0	0	0	140.1	127	62	58	16	11	51	144	7	0
2005 — Peoria-A#	0-0	0.00	2	0	0	0	0	2.1	1	0	0	0	0	0	5	0	0
2005 — Iowa-AAA#	0-0	2.84	3	3	0	0	0	12.2	11	4	4	1	1	6	18	0	0
2005 — CUBS	3-4	4.23	21	10	0	0	0	66.0	52	32	31	14	2	26	77	0	0
ML/CUBS TOTALS	70-54	3.67	185	174	11	5	0	1109.0	856	479	452	123	80	538	1286	45	5

*Led League ... +Tied for League Lead ... #Injury Rehabilitation Assignment

LAST MAJOR LEAGUE COMPLETE GAME AND SHUTOUT: 9/17/03 vs. New York (W, 2-0)

	AVG	AB	R	H	2B	3B	HR	RBI	SH	SF	HP	BB	SO	SB	CS	PCT	G	PO	A	E	TC	DP	
2005	.111	18	0	2	0	0	2	2	1	0	1	0	1	6	0	0	.750	21	3	3	2	8	0
ML TOTALS	.166	338	23	56	5	0	7	30	46	1	0	11	112	0	0	.958	185	62	99	7	168	11	

LAST HIT: 7/15/05 vs. Houston (double off Josh Fogg) ... number of at-bats since then — 2

HOME RUNS: 6/20/98 vs. Philadelphia (Matt Beech), 8/31/98 vs. Cincinnati (Brett Tomko), 5/2/00 vs. Houston (Jose Lima), 9/2/02 vs. Milwaukee (Andrew Lorraine), 4/17/03 vs. Cincinnati (Jimmy Haynes), 6/24/03 vs. Milwaukee (Luis Vizcaino), 8/14/04 vs. Los Angeles (Kazuhisa Ishii)

MOST HITS: 2 (five times), most recently 9/2/02 vs. Milwaukee

MOST RBI: 3, 9/2/02 vs. Milwaukee ... also has seven 2-RBI games

CAREER PINCH HITTING: 0-for-1, sacrifice bunt

BATTED LEFT-HANDED: 8/22/00 (0-1) and 8/27/00 (1-2, single off Los Angeles' Ismael Valdes)

1995 — Selected by Cubs in 1st round (4th player chosen) of draft (scout: Bill Capps)
 1996 — On disabled list 5/24-6/19 ... right elbow soreness
 1999 — On disabled list 3/31-11/2 ... right elbow surgery
 2000 — On disabled list 3/25-5/2 ... right elbow rehabilitation ... included injury rehabilitation assignments to Daytona (4/13-4/22) and Iowa (4/23-4/28)
 2000 — On disabled list 7/30-8/21 ... left oblique strain
 2000 — On Major League suspended list 9/8-9/10
 2001 — On disabled list 8/4-9/7 ... right shoulder tendinitis
 2004 — On Major League suspended list 5/14-5/20
 2004 — On disabled list 5/20-7/11 ... lower right triceps strain ... included injury rehabilitation assignment to Iowa (7/6-7/11)
 2004 — On Major League suspended list 8/16-8/22
 2005 — On disabled list 5/3-6-28 ... supraspinatus muscle strain, right shoulder ... included injury rehabilitation assignment to Iowa (6/13-6/29)
 2005 — On disabled list 7/21-8/5 ... right shoulder inflammation... included injury rehabilitation assignment to Peoria (7/31-8/4)
 2005 — On disabled list 8/30-10/31 ... right shoulder surgery

ALL-STAR GAME STATISTICS

YEAR	TEAM/SITE	W-L	ERA	G	GS	CG	SHO	SV	IP	H	R	ER	HR	HB	BB	SO	WP	BK
2003	N.L./Chi (AL)	0-0	0.00	1	0	0	0	0	1.0	1	0	0	0	0	0	2	0	0

DIVISION SERIES STATISTICS

YEAR	TEAM/OPP	W-L	ERA	G	GS	CG	SHO	SV	IP	H	R	ER	HR	HB	BB	SO	WP	BK
1998	CUBS vs. Atl	0-1	1.80	1	1	0	0	0	5.0	3	1	1	0	0	4	5	0	0
2003	CUBS vs. Atl	2-0	1.76	2	2	0	0	0	15.1	7	3	3	1	0	7	18	1	0
DIVISION SERIES TOTALS		2-1	1.77	3	3	0	0	0	20.1	10	4	4	1	0	11	23	1	0

LEAGUE CHAMPIONSHIP SERIES STATISTICS

YEAR	TEAM/OPP	W-L	ERA	G	GS	CG	SHO	SV	IP	H	R	ER	HR	HB	BB	SO	WP	BK
2003	CUBS vs. Fla	0-1	7.30	2	2	0	0	0	12.1	14	10	10	1	0	7	13	0	0

Wood: Facts And Information

Kerry, a 2003 National League All-Star, has held major league batters to a .214 average during his seven-season big league career, allowing 856 hits in 1,109.0 innings while striking out 1,286 batters – the fourth-highest total in Cubs history ... has a career ratio of 10.4 strikeouts for every 9.0 innings of work, recording 41 double-digit strikeout affairs in his 174 big league starts.

- Ⓞ has struck out at least 200 batters four times, including a big league-high 266 in 2003 ... had three straight 200-strikeout campaigns from 2001-2003 – a feat surpassed in Cubs annals only by Fergie Jenkins (five consecutive seasons from 1967-1971).
- Ⓞ on August 11, 2003, he reached the 1,000-strikeout mark for his career when he fanned Houston's Jeff Kent to end the 7th inning ... the strikeout came in his 134th major league game spanning 853.0 innings.

- ◆ became the fastest pitcher in big league history to reach the 1,000 level in both games (Roger Clemens had been the fastest with 143 games) and in innings pitched (Hideo Nomo had been the fastest with 927.2).
- ◆ the quickest Cub to 1,000 strikeouts had been Fergie Jenkins – who fanned his 1,000th batter with the club on June 13, 1970, in Los Angeles (196th game as a Cub spanning 1,198.0 innings).
- ◆ the Top 10 strikeout pitchers in Cubs history:

STRIKEOUTS	PITCHER	YEARS PITCHED FOR CUBS	G	GS	IP	K/9.0
1. 2,038	Fergie Jenkins	1966-1973, 1982-1983	401	347	2673.2	6.9
2. 1,432	Charlie Root	1926-1941	605	339	3137.1	4.1
3. 1,367	Rick Reuschel	1972-1981, 1983-1984	358	343	2290.0	5.4
4. 1,286	KERRY WOOD	1998, 2000-current	185	174	1109.0	10.4
5. 1,225	Bill Hutchison	1889-1895	368	339	3022.2	3.6
6. 1,224	GREG MADDUX	1986-1992, 2004-current	280	276	1879.2	5.9
7. 1,138	Hippo Vaughn	1913-1921	305	270	2216.1	4.6
8. 1,086	Larry Corcoran	1880-1885	271	262	2338.1	4.2
9. 1,076	Bob Rush	1948-1957	339	292	2132.2	4.5
10. 1,043	Mordecai Brown	1904-1912, 1916	346	241	2329.0	4.0

- Ⓞ has allowed 3 or fewer hits in 50 of his big league starts (including 6 of his 11 complete games).
- Ⓞ has four double-digit win seasons – with a career-high of 14 recorded in 2003.
- Ⓞ has hit 7 regular-season home runs – and 1 in the postseason ... his homer total is the highest for a Cubs pitcher since Fergie Jenkins (13).
- Ⓞ returned to the mound in 2000 after undergoing surgery April 8, 1999, to repair a torn ulnar collateral ligament in his right elbow (Dr. James Andrews) ... during the reconstructive elbow surgery, his torn ligament was repaired and wrapped with a graft from his right forearm.
- Ⓞ was the 1998 Jackie Robinson National League Rookie of the Year, fanning 233 batters in 26 starts – including a record-tying 20-strikeout contest May 6 vs. Houston for which he earned NL Player of the Week honors.
 - ◆ was named *Baseball America's* Rookie of the Year, *The Sporting News' NL* Rookie Pitcher of the Year and *Baseball Weekly* and *Baseball Digest's* NL Rookie of the Year ... was voted the NL's Outstanding Rookie by his peers at the Players Choice Awards.
 - ◆ along with setting the Cubs rookie mark for strikeouts, he recorded the highest single-season strikeout-to-innings pitched ratio of any Cubs starter during the 20th century (12.6 strikeouts per 9.0 innings).
- Ⓞ graduated from Grand Prairie (TX) High School in 1995 ... as a senior, he earned high school all-America and Texas 5-A Player of the Year honors.

IF YOU START ME UP

In his 174 big league starts, Kerry Wood has:

- Ⓞ 41 double-figure strikeout games – the most for any Cubs starter during the expansion era.
- Ⓞ worked at least 6.0 innings 132 times ... at least 7.0 innings 77 times ... at least 8.0 innings 28 times ... and has 11 complete games.
- Ⓞ issued 2 or fewer walks 63 times – including 9 no-walk outings ... his career-high walk total is 8 (9/22/00 vs. St. Louis).

KERRY WOOD'S TOP STRIKEOUT GAMES

20 – 5/6/98 vs. Houston
 16 – 8/26/98 @ Cincinnati
 14 (twice) – 4/27/01 @ San Francisco, 5/25/01 vs. Milwaukee
 13 (six times) – most recently 5/15/03 @ Milwaukee

Wood's 2005 Season

- Kerry battled injuries all season, missing approximately three months of the season as he made three trips to the disabled list ... was shut down for good on August 30, undergoing arthroscopic surgery the next day.
- © was on the disabled list May 3-June 29, July 25-August 5 and August 30-end of the season.
 - © opened the year in the starting rotation, going 3-3 with a 4.67 ERA (28 ER/54.0 IP) in 10 starts, walking 21 batters and striking out 60.
 - © started the Cubs' home opener April 8 against Milwaukee – but was not involved in the decision in a 12-inning 6-3 Brewer win ... held the Brewers to 2 runs on 4 hits and 5 walks and struck out 7 batters.
 - © left his April 30 start after just 3.0 innings of work with a right shoulder strain and went on the disabled list May 3 with a right shoulder strain ... remained on the DL until June 29.
 - ◆ recorded a 2.84 ERA in three rehab appearances with Iowa (AAA), fanning 18 batters in 12.2 innings.
 - © was reinstated to the active list on June 29 and started that afternoon ... pitched 6.0 innings in a 3-2 Cub win.
 - ◆ allowed just 1 run – a Bill Hall homer – on 2 hits as he struck out 9 batters.
 - © worked a season-high 7.2 innings in earning the win July 9 at Florida (8-2) ... it was Wood's first win since April 24.
 - © left his start on July 20 after just 3.0 innings with a stiff right shoulder.
 - ◆ began his second stint on the 15-day disabled list on July 25 (retroactive to July 21).
 - ◆ went to Peoria (A) for a rehab assignment on July 31, where he saw action in two games (twirling 2.1 scoreless innings).
 - © was reinstated to the active list August 5 and moved to the bullpen ... was 0-1 with a 2.25 ERA (3 ER/12.0 IP) and 4 holds in 11 relief appearances.
 - ◆ worked a season-high 8.0 consecutive scoreless innings August 5-19, spanning seven outings.
 - ◆ held opponents to a .100 average and struck out 14 batters while issuing just 5 free passes.
 - ◆ retired 10 of his 11 first batters faced.
 - ◆ was unscored upon in 9 of his 11 appearances.
 - © made his first ML relief appearance August 5 in New York, working 1.0 scoreless inning in a 9-5 Met win.
 - © tossed a season-high 2.0 innings of relief August 14 in a 5-4 defeat of St. Louis.
 - ◆ entered the game in relief of Mark Prior and earned the hold ... it marked the first time Wood and Prior worked in the same contest.
 - © was shut down for the remainder of the season on August 30 ... underwent arthroscopic surgery on his right shoulder on August 31.
 - ◆ the one-hour surgery – which was performed by Dr. Timothy Kremchek – entailed reinforcement of the labrum, debridement of the rotator cuff and debridement of the bursa.

Wood's Career Review

2004: Kerry moved up to fifth on the Cubs' all-time strikeout list (fanning 144 batters in 140.1 innings) despite spending two months of the season on the disabled list.

- © held opponents to a .244 average, including a .227 mark against right-handed batters and a .193 mark with runners on base.
- © posted four double-digit strikeout games, giving him 41 for his career – the most of any Cub pitcher since the start of the expansion ERA (since 1961).
- © in five April starts, allowed just 11 runs (10 earned) over 35.2 innings and fanned 42 batters.
- © served two stints on Major League Baseball's suspended list (May 14-20 and August 16-22) ... was suspended in April for confronting umpire Eric Cooper and in August for hitting Jeff Kent with a pitch after both benches had been warned.
 - ◆ on April 17, he worked 8.2 innings in a 3-2 Cub loss ... was being replaced by Kent Mercker when he was ejected from the game.
 - ◆ was ejected from the August 22 contest after 4.1 innings with a 10-2 lead.
- © made his second career Opening Day start in a 7-4 win in Cincinnati.
 - ◆ was the first Cub starter since Claude Passeau to win consecutive Opening Day starts (1941-1942).

- © struck out 11 batters in his April 11 victory at Atlanta (10-2), including seven straight strikeouts from the third-fifth innings, tying a club record (for consecutive strikeouts by a starter).
 - ◆ fanned Chipper Jones, J.D. Drew and Andrew Jones in the third; Julio Franco, Johnny Estrada and Jesse Garcia in the fourth; and Russ Ortiz in the fifth.
- © combined to hurl a 4-hit shutout with Kent Mercker and LaTroy Hawkins April 24 at New York (3-0).
 - ◆ worked 7.0 innings, striking out 9 batters.
- © left a May 11 contest in Los Angeles with tightness in his right tricep after two innings of work ... spent two months of the season on the disabled list because of the injury (May 7-July 11).
 - ◆ prior to going on the disabled list, Wood was 3-3 with a 2.82 ERA (12 ER/42.2 IP).
 - ◆ was 5-6 with a 4.14 ERA in 15 games after being activated from the disabled list.
 - ◆ made one rehabilitation start in Iowa (AAA), allowing just 2 hits over 5.0 frames.
- © picked up the win in his first start after being activated from the disabled list (July 11 at St. Louis), snapping the club's 5-game losing streak.
- © hit his seventh career homer August 14 off Los Angeles' Kaz Ishii in a 2-0 shutout.
 - ◆ became the fourth Cub pitcher since 1969 to homer in a Cub shutout ... all four homers have been solo shots.

2003: Went 14-11 with a major league-high 266 strikeouts and a 3.20 ERA in 32 starts ... his ERA was eighth in the National League as he was named to the NL All-Star team.

- Ⓢ was the first Cub to lead the NL in strikeouts since Fergie Jenkins in 1969 (273).
- Ⓢ limited opposing batters to a .203 average — the second-lowest mark in the NL.
- Ⓢ reached the 200-strikeout level for the fourth time during his five-season career.
 - ◆ his strikeout total was the third-best single-season total in Cubs history (since 1900).
 - ◆ had 11 double-digit strikeout games — including putting together three straight double-digit strikeout contests for the second time during his career May 26 (10 vs. Pittsburgh), June 1 (11 vs. Houston) and June 7 (11 vs. the Yankees).
 - ◆ on August 11, he reached the 1,000-strikeout mark for his career in his 134th major league game.
- Ⓢ plunked a big league-high 21 opposing batters.
 - ◆ was the first big leaguer to hit more than 20 batters in a season since California's Tom Murphy (21) in 1969 ... the last NL pitcher to surpass the 20-mark was Cincinnati's Jake Weimer — in 1907 (23).
 - ◆ dating back to the beginning of the 20th century, the only Cub to have a higher total was Nixey Callahan (22) in 1900.
- Ⓢ made his first career Opening Day start March 31 at New York and was the winner in a 15-2 affair ... at 25 years of age, he was the Cubs' youngest Opening Day hurler since Ray Burris in 1976.
- Ⓢ on June 7 against Roger Clemens and the Yankees, he picked up the 50th victory of his big league career in a 5-2 contest ... in 7.2 innings of work, he allowed 3 hits, 1 run and 3 walks while striking out 11 batters.
- Ⓢ pitched a 3-hitter in the Cubs' 4-1 victory at Cincinnati June 18 ... allowed a Jose Guillen homer and no walks while fanning 9 ... retired the first 17 batters he faced before giving up a sixth-inning single to Reggie Taylor.
- Ⓢ in his final start of the first half July 9 vs. Florida at Wrigley Field, he went the distance in a 5-1 victory — allowing 3 hits and 1 run while striking out 12 batters ... in his first start of the second half July 19 at Florida, he went the distance in a 1-0 contest — allowing 2 hits and 5 walks while fanning 8 batters.
 - ◆ the combined 5 hits allowed over the 2 starts were the fewest by a Cubs pitcher in back-to-back route-going efforts since Burt Hooton (2-hitter on September 21, 1971, vs. New York and no-hitter April 16, 1972, vs. Philadelphia).
- Ⓢ over his final six regular-season starts, he went 3-1 with a 0.84 ERA ... allowed 26 hits and 4 earned runs in 43.0 innings while striking out 58 batters.
 - ◆ threw the fifth shutout of his ML career in a 2-0 affair September 17 vs. New York, allowing 4 hits and 1 walk while fanning 11.
 - ◆ in a 6-0 win at Cincinnati September 23, he had a no-hitter through 6.1 innings before surrendering a Wily Mo Pena infield single.

Ⓢ made his All-Star Game debut July 15 at U.S. Cellular Field, hurling a scoreless fourth inning for the National League squad.

2002: Surpassed the 200.0-innings mark for the first time during his professional career (213.2), making a career-high 33 starts and going 12-11 with 4 complete games, 217 strikeouts and a 3.66 ERA.

- Ⓢ reached the 200-strikeouts level for the third time — and for the second consecutive season ... was the first Cub to record back-to-back 200-strikeout campaigns since Fergie Jenkins' five-year run from 1967-1971.
 - Ⓢ surrendered 169 hits — allowing 4 or fewer hits 14 times ... held opponents to a .221 batting average.
 - ◆ over a five-start stretch from May 2-May 25, he worked at least 6.0 innings each outing while allowing 4 or fewer hits ... over the span, he gave up just 16 total hits in 37.0 innings.
 - Ⓢ was third in the NL in strikeouts and was sixth in both strikeouts per 9.0 innings (9.1) and opponents' batting average ... tied for fifth in the league in complete games.
 - Ⓢ on May 7 against St. Louis at Wrigley Field, he hurled the third shutout of his big league career in an 8-0 contest.
 - ◆ tossed his second complete game of the season May 25, scattering 4 hits — and issuing no walks — in a 5-1 victory over Houston at Astros Field.
 - Ⓢ on August 23 at Arizona, he went the distance but took the loss in a 3-2 contest ... in 8.0 innings, he allowed 3 hits, 3 runs and 3 walks while striking out 12 batters.
 - ◆ suffered another complete-game loss September 18 at New York (2-1), allowing just a 2-run homer to Mike Piazza in the 1st inning.
 - Ⓢ in the fourth inning of his September 2 start vs. Milwaukee, he tied a big league record when he became the third pitcher in Cubs history to strike out 4 batters in an inning ... in the frame, he fanned Bill Hall (who reached on a Todd Hundley error), Ryan Thompson, Paul Bako (who reached on a wild pitch) and Andrew Lorraine.
 - ◆ in the bottom half of the fourth, he hit his fourth ML homer — a 2-run shot off Andrew Lorraine ... drove in a career-high 3 runs in the 17-4 victory.
 - Ⓢ worked 66.2 innings in his 11 losses — with the Cubs scoring a grand total of 21 runs in those contests ... also had 7 no-decisions in which the Cubs were leading at the time of his removal from the game — the second-highest total in the majors behind the 8 blown saves for Oakland's Tim Lincecum.
- 2001:** Was 12-6 with a 3.36 ERA in 28 starts ... fanned 217 batters in 174.1 innings while holding opponents to a big league-low .202 batting average.
- Ⓢ ranked ninth in the NL in ERA and tied for eighth in winning percentage (.667).
 - Ⓢ his strikeout total ranked fifth in the majors, while his ratio of 11.2 strikeouts per 9.0 innings ranked second.
 - Ⓢ fanned at least 10 batters in eight starts.

- ⊙ went 11-2 with a 2.71 ERA over his final 20 starts.
 - ◆ had a 3-game losing streak May 3-May 13 ... snapped the streak May 19, defeating Arizona 6-2 – which started a personal 6-game winning streak (May 19-June 17).
 - ⊙ on May 25 vs. Milwaukee at Wrigley Field, he pitched his second career 1-hitter in a 1-0 shutout ... allowed just 2 walks while striking out 14 Brewers – as the lone hit he surrendered was a Mark Loretta single leading off the 7th inning.
 - ⊙ was on the disabled list August 4-September 7 with right shoulder tendinitis.
 - ◆ made his last start before going on the disabled list August 3 at Los Angeles and earned his 10th win of the season in a 2-1 decision ... in 8.0 innings of work, he allowed 3 hits, a Shawn Green solo homer and 2 walks while striking out 9 batters.
- 2000:** Returned to the Cubs after missing the 1999 campaign and went 8-7 with a 4.80 ERA in 23 starts ... fanned 132 batters in 137.0 innings and held opposing batters to a .226 average.
- ⊙ opened the season on the disabled list in order to continue his right elbow rehabilitation ... after making 2 starts for Daytona (A) and 1 for Iowa (AAA), he returned to the majors May 2.
 - ◆ earned the victory that evening in an 11-1 decision, working 6.0 innings and allowing 3 hits, 1 run (a Daryle Ward solo homer) and 4 walks while fanning 4 batters.
 - ◆ on the first pitch he saw as a batter, he hit a 2-run homer off Jose Lima.
 - ⊙ had his first double-digit strikeout game since the surgery August 27 vs. Los Angeles, fanning 11 batters in 7.0 innings of work.
 - ⊙ on September 12 at Cincinnati, he tossed the second complete game of his pro career in a 2-1 victory, allowing 4 hits and 2 walks ... the lone run he surrendered occurred with 1 out in the 9th inning – when Alex Ochoa homered.
 - ⊙ over his final five starts, he allowed 7 earned runs in 30.1 innings while fanning 31 batters,
 - ◆ in his final start of the season September 27 vs. Philadelphia, he fanned 10 batters in 8.0 innings and picked up the win (1-0)
 - ⊙ was on the disabled list July 30-August 21 due to a left oblique strain ... also was on the suspended list September 8-September 10 as a result of his actions during an August 27 affair vs. Los Angeles.
 - ◆ due to the muscle strain, he hit left-handed in his August 22 and August 27 starts.
- 1999:** Missed the entire season after undergoing surgery to repair the torn ulnar collateral ligament in his right elbow (April 8, Dr. James Andrews).
- ⊙ did not throw off a mound again until December 20 (at the Cubs' Mesa, AZ, minor league complex).
- 1998:** Became just the fourth Cubs player – and the club's first pitcher – to win the Jackie Robinson NL Rookie of the Year Award ... went 13-6 with 233 strikeouts and a 3.40 ERA in 26 starts.
- ⊙ ranked third in the NL in strikeouts ... led the league in strikeouts per 9.0 innings (12.6) and opponents' batting average against (.196).
 - ◆ his strikeout total set the Cubs' 20th-century rookie record, surpassing the 225 recorded by Tom Hughes in 1901 ... was the first Cub to reach the 200-strikeouts mark since Fergie Jenkins in 1971 (263).
 - ⊙ made his ML debut April 12 at Montreal after the Cubs purchased his contract from Iowa (AAA) and took the loss (4-1) ... struck out 7 batters in 4.2 innings – including the first batter he faced.
 - ⊙ picked up his first ML win in his Wrigley Field debut April 18 against Los Angeles (8-1) ... in the Cubs' 8-run 1st inning, he recorded his first big league hit and RBI (off Hideo Nomo).
 - ⊙ on May 6 in just his fifth big league start, he fanned 20 Houston Astros and allowed just 1 hit in a complete-game 2-0 win ... allowed a third-inning single to Ricky Gutierrez and hit Craig Biggio with a pitch in the sixth.
 - ◆ earned NL Player of the Week honors for May 4-May 10.
 - ⊙ in a 9-4 victory over Philadelphia June 20, he hit his first big league homer (off Matt Beech).
 - ⊙ set the Cubs' 20th-century single-season rookie strikeout record in his final start of the season August 31 vs. Cincinnati, fanning Brett Tomko for strikeout No. 226 ... two innings later, he hit a 2-run homer off Tomko.
 - ⊙ missed the last month of the regular season due to a sprained ulnar collateral ligament in his right elbow.
 - ⊙ returned to the mound in the Division Series, as he started Game 3 against Atlanta ... took the loss (6-2), allowing 1 run and 3 hits in 5.0 innings.
- 1997:** Went 10-9 with a 4.57 ERA in a combined 29 starts for Orlando (AA) and Iowa (AAA) ... in 151.2 innings, he fanned an organization-high 186 batters while holding opponents to a .181 average.
- 1996:** Led the Cubs' farm system in strikeouts in his first full professional season, fanning 136 batters in 114.1 innings at Daytona (A) ... went 10-2 with a 2.91 ERA in 22 starts.
- 1995:** Made 1 start for Ft. Myers (Rookie) and 2 for Williamsport (A) in his first pro season.

GOING YARD: MOST HOMERS HIT BY CUBS PITCHERS

- 13 – Fergie Jenkins
- 12 – Claude Passeau
- 11 – Charlie Root
- 9 – Pat Malone
- 8 – Tony Kaufmann
- 7 – KERRY WOOD

Wood's 2005 and Career Statistical Breakdowns

W-L-S	ERA	G	CG	IP	ER	2005/CAREER	TOTALS	W-L-S	ERA	G	CG	IP	ER	CAREER BY PARK	W-L-S	ERA	G	CG	IP	ER
3-4-0	4.23	21	0	66.0	31	TOTALS	70-54-0	3.67	185	11	1109-0	452	ATL: Turner Field	3-1-0	2.20	5	0	32.2	8	
0-0-0	0.00	0	0	0.0	0	Arizona	4-3-0	3.35	8	1	53.2	20	AZ: Chase Field	2-1-0	2.61	3	1	20.2	6	
0-2-0	6.43	3	0	7.0	5	Atlanta	3-3-0	3.13	10	0	54.2	19	CH: WRIGLEY FIELD	32-27-0	3.40	89	5	539.1	204	
0-0-0	0.00	0	0	0.0	0	Chicago (AL)	1-3-0	6.03	6	0	37.1	25	CIN: Cinergy Field	6-0-0	2.14	6	1	42.0	10	
0-1-0	6.55	4	0	11.0	8	Cincinnati	12-4-0	3.06	22	2	132.1	45	CIN: Great American	4-1-0	4.30	7	1	44.0	21	
0-0-0	4.50	2	0	2.0	1	Colorado	2-0-0	3.61	8	0	42.1	17	COL: Coors Field	1-0-0	5.50	5	0	22.0	11	
0-0-0	0.00	0	0	0.0	0	Detroit	0-1-0	5.21	3	0	19.0	11	CWS: U.S. Cellular Field	1-1-0	4.59	3	0	19.1	12	
1-0-0	2.35	1	0	7.2	2	Florida	5-1-0	2.39	7	2	52.2	14	DET: Comerica Park	0-0-0	7.50	1	0	6.0	5	
0-0-0	6.75	2	0	4.0	3	Houston	5-6-0	4.55	16	2	89.0	45	DET: Tiger Stadium	0-0-0	4.50	1	0	6.0	3	
0-0-0	0.00	0	0	0.0	0	Kansas City	1-0-0	10.80	1	0	5.0	6	FLA: Dolphins Stadium	3-0-0	1.59	3	1	22.2	4	
0-0-0	0.00	1	0	1.0	0	Los Angeles (NL)	3-3-0	5.09	9	0	40.2	23	HOU: Astrodome	0-0-0	1.13	1	0	8.0	4	
0-0-0	2.31	2	0	11.2	3	Milwaukee	6-6-0	2.92	19	1	129.2	42	HOU: Minute Maid Park	2-2-0	5.11	8	1	37.0	21	
0-0-0	0.00	0	0	0.0	0	Minnesota	1-1-0	3.86	2	0	9.1	4	KC: Kauffman Stadium	1-0-0	10.80	1	0	5.0	6	
0-0-0	0.00	0	0	0.0	0	New York (AL)	1-0-0	1.17	1	0	7.2	1	LA: Dodger Stadium	1-2-0	7.71	3	0	11.2	10	
0-0-0	0.00	1	0	1.0	0	New York (NL)	5-2-0	1.69	10	2	64.0	12	MIL: County Stadium	0-2-0	3.68	2	0	14.2	6	
0-0-0	0.00	0	0	0.0	0	Philadelphia	3-1-0	4.02	6	0	40.1	18	MIL: Miller Park	2-3-0	3.59	8	0	52.2	21	
2-0-0	2.45	2	0	11.0	3	Pittsburgh	5-5-0	4.30	15	0	92.0	44	MIN: Metrodome	0-1-0	5.40	1	0	3.1	2	
0-0-0	0.00	2	0	3.0	0	St. Louis	6-5-0	2.93	19	1	107.1	35	MON: Olympic Stadium	1-2-0	4.32	5	0	25.0	12	
0-1-0	8.10	1	0	6.2	6	San Diego	2-3-0	3.94	5	0	32.0	14	MON: Shea Stadium	2-2-0	2.30	5	1	27.1	7	
0-0-0	0.00	0	0	0.0	0	San Francisco	4-3-0	4.97	10	0	58.0	32	PHI: Citizens Bank Park	1-0-0	1.50	1	0	6.0	1	
0-0-0	0.00	0	0	0.0	0	Toronto	0-1-0	7.50	1	0	6.0	5	PHI: Veterans Stadium	0-0-0	2.25	1	0	8.0	2	
0-0-0	0.00	0	0	0.0	0	Washington	1-3-0	5.00	7	0	36.0	20	PIT: PNC Park	1-1-0	5.50	6	0	36.0	22	
1-1-0	6.15	5	0	26.1	18	March/April	13-8-0	3.83	30	0	176.1	75	PIT: Three Rivers	0-2-0	7.15	2	0	11.1	9	
0-0-0	0.00	0	0	0.0	0	May	11-10-0	3.43	28	4	178.2	68	SD: Qualcomm Stadium	2-0-0	2.03	2	0	13.1	3	
0-0-0	1.50	1	0	6.0	1	June	12-9-0	4.22	28	1	181.1	85	SF: 3Com Park	0-0-0	11.25	1	0	4.0	5	
2-2-0	3.74	4	0	21.2	9	July	17-10-0	3.53	35	2	221.2	87	SF: AT&T Park	3-2-0	4.75	6	0	36.0	19	
0-1-0	2.25	11	0	12.0	3	August	6-9-0	4.25	36	1	165.1	79	STL: Busch Stadium	2-3-0	2.94	8	0	49.0	16	
0-0-0	0.00	0	0	0.0	0	Sept./Oct.	11-8-0	2.86	28	3	185.2	58	TOR: Rogers Centre	0-1-0	7.50	1	0	6.0	5	
2-2-0	3.38	12	0	37.1	14	Home	32-27-0	3.40	89	5	539.1	204								
1-2-0	5.34	9	0	28.2	17	Road	38-27-0	3.92	96	6	569.2	248								
2-1-0	3.24	9	0	33.1	12	Day	35-27-0	3.64	100	4	610.1	247								
1-3-0	5.23	12	0	32.2	19	Night	35-27-0	3.70	85	7	498.2	205								
3-4-0	4.23	21	0	66.0	31	Grass	66-48-0	3.68	171	10	1024.1	419								
0-0-0	0.00	0	0	0.0	0	Artificial	4-6-0	3.51	14	1	84.2	33								
2-2-0	4.80	8	0	45.0	24	Pre-ASG	42-30-0	3.79	97	6	608.0	256								
1-2-0	3.00	13	0	21.0	7	Post-ASG	28-24-0	3.52	88	5	501.0	196								
3-3-0	4.67	10	0	54.0	28	Starter	70-53-0	3.68	174	11	1097.0	449								
0-1-0	2.25	11	0	12.0	3	Reliever	0-1-0	2.25	11	0	12.0	3								

LEFTY/RIGHTY SPLITS

Vs. Left-handed Batters:
2005 - .220 (24-109), 10 HR
ML Career - .221 (403-1823), 56 HR

Vs. Right-handed Batters:
2004 - .211 (28-133), 4 HR
ML Career - .208 (453-2174), 67 HR

KERRY WOOD'S CAREER HIGHS AND LOWS

LOW-HIT COMPLETE GAME: 1-hitter (twice), 5/16/98

vs. Houston and 5/25/01 vs. Milwaukee ... also has a 2-hitter and a three 3-hitters

MOST STRIKEOUTS: 20, 5/16/98 vs. Houston

DOUBLE-DIGIT STRIKEOUT GAMES: 41, most recently 9/1/04 @ Montreal (11 strikeouts)

FANNING 4 BATTERS IN INNING: 9/2/02 vs. Milwaukee (4th)
3-STRIKEOUT INNINGS: 63 times, most recently 9/21/04 @Pittsburgh (first)

MOST HITS ALLOWED: 11, 9/10/04 vs. Florida

MOST RUNS ALLOWED: 8 (three times), most recently 8/27/04 vs. Houston

MOST HOMERS ALLOWED: 4, 8/27/04 vs. Houston

LONGEST WINNING STREAK: 6 games (three times), most recently 9/17/03-4/11/04

LONGEST LOSING STREAK: 3 games (five times), most recently 9/26/04-4/13/05

KKKKKKKKKKKKKKKKKKKK

On May 6, 1998, in just his fifth big league start, Kerry Wood fanned 20 Houston Astros and allowed just 1 base hit in a complete-game 2-0 win at Wrigley Field ... allowed only 2 baserunners, giving up a single to Ricky Gutierrez in the 3rd inning and hitting Craig Biggio in the 6th.

• the 20 strikeouts:

- ◆ tied the major league record for a 9-inning game set by Boston's Roger Clemens (April 29, 1986, and September 18, 1996).
- ◆ eclipsed the National League record of 19 reached by Providence's Charlie Sweeney (June 7, 1884), St. Louis' Steve Carlton (September 15, 1969), New York's Tom Seaver (April 22, 1970) and New York's David Cone (October 6, 1991).
- ◆ exceeded the M.L. rookie record of 18 strikeouts, which had been reached by the Philadelphia Athletics' Jack Coombs on September 1, 1906, and by Montreal's Bill Gullitckson (against the Cubs) on September 10, 1980.
- ◆ surpassed the Cubs mark of 17, set by Jack Pfeister in a 15-inning outing May 30, 1906, vs. St. Louis.

• his inning-by-inning strikeouts:

- ◆ 1st inning - Craig Biggio (swinging), Derek Bell (swinging), Jeff Bagwell (called)
 - ◆ 2nd - Jack Howell (swinging), Moises Alou (swinging)
 - ◆ 3rd - Brad Ausmus (swinging)
 - ◆ 4th - Bagwell (called), Howell (called)
 - ◆ 5th - Alou (called), Dave Clark (called), Ricky Gutierrez (called)
 - ◆ 6th - Shane Reynolds (called)
 - ◆ 7th - Bagwell (swinging), Howell (swinging), Alou (swinging)
 - ◆ 8th - Clark (swinging), Gutierrez (swinging), Ausmus (called)
 - ◆ 9th - Bill Spiers (swinging), Bell (swinging)
- opened the game with 5 straight strikeouts and later had stretches in which he fanned 5 in a row and 7 in a row.
- became just the second pitcher in M.L. history to strike out as many batters as his age ... 17-year-old Cleveland Indians rookie Bob Feller fanned 17 Philadelphia Athletics batters on September 13, 1936.

#43 MICHAEL WUERTZ — RHP



FULL NAME: Michael James Wuertz (WIRTZ)
 BATS: Right THROWS: Right HEIGHT: 6-3 WEIGHT: 205 MLS: 1+86
 OPENING DAY AGE: 27, turns 28 on December 15
 BORN: 12/15/78 in Austin, MN RESIDES: Austin, MN
 CONTRACT STATUS: Signed through 2006
 FAMILY: Single
 HOW ACQUIRED: Selected in 11th round of 1997 draft

Wuertz's Statistics and Career Transactions

YEAR	TEAM	W-L	ERA	G	GS	CG	SHO	SV	IP	H	R	ER	HR	HB	BB	SO	WP	BK
1998	— Williamsport-A	7-5	3.44	14	14	1	0	0	86.1	79	36	33	4	0	19	59	1	2
1999	— Lansing-A	11-12	4.80	28	*28	1	0	0	161.1	*191	104	86	11	1	44	127	11	0
2000	— Daytona-A	12-7	3.78	28	*28	3	2	0	171.1	166	79	72	15	3	64	142	7	1
2001	— West Tenn-AA	4-9	3.99	27	27	1	1	0	160.0	160	80	71	20	6	58	135	10	0
2002	— Iowa-AAA	9-5	5.55	28	27	0	0	0	154.0	185	109	95	24	4	69	131	11	0
2003	— Iowa-AAA	3-9	4.57	43	16	0	0	1	124.0	140	70	63	16	5	35	92	2	0
2004	— Iowa-AAA	1-1	2.42	37	0	0	0	19	44.2	30	13	12	4	0	15	59	0	0
	— CUBS	1-0	4.34	31	0	0	0	1	29.0	22	14	4	4	0	17	30	2	1
2005	— CUBS	6-2	3.81	75	0	0	0	0	75.2	60	36	32	6	0	40	89	7	0
ML/CUBS TOTALS		7-2	3.96	106	0	0	0	1	104.2	82	50	46	10	0	57	119	9	1

*Led League

SV/OPP: 2005 — 0/3 ... ML Career — 1/4 ... HOLDS: 2005 — 18 ... ML Career — 19... IR/IRS: 2005 — 50/14 ... ML Career — 76/22

	AVG	AB	R	H	2B	3B	HR	RBI	SH	SF	HP	BB	SO	SB	CS	PCT	G	PO	A	E	TC	DP
2005	.000	2	0	0	0	0	0	0	0	0	0	0	2	0	0	1.000	75	2	7	0	9	2
ML TOTALS	.000	3	0	0	0	0	0	0	0	0	0	0	3	0	0	1.000	106	2	11	0	13	2

1997 — Selected by Cubs in 11th round of draft (scout: Mark Servais)

Wuertz: Facts and Information

Michael, who made his major league debut with the Cubs in 2004, has spent the last two seasons in the Cubs bullpen ... the right-hander has spent his entire career in the Cubs' system.

- Ⓞ has surpassed the 150.0-innings mark four times during his career — including a career-high 171.1 innings for Daytona (A) in 2000.
- Ⓞ has a 3.23 ERA (33 ER/92.0 IP) in his last 92 big league games (dating back to June 27, 2004), allowing 65 hits and 50 walks while striking out 109 batters.
- Ⓞ is a 1997 graduate of Austin (MN) High School.

Wuertz's 2005 Season

Michael spent his first full season with the Cubs, going 6-2 with a 3.81 ERA in a team-leading 75 relief appearances ... also led the team with 18 holds.

- Ⓞ retired the first batter he faced in 54 of his outings ... stranded 36 of 50 inherited runners.
- Ⓞ was unscored upon in 38 of his last 53 appearances (spanning 54.2 innings), allowing 29 walks (4 intentional) while striking out 68 batters.
- Ⓞ worked more than 1.0 inning in 20 of his appearances, including a season-high 3.0-inning stint August 31.
 - ◆ had a 1.60 ERA (6 ER/33.2 IP) in those games.
- Ⓞ had a season-high 7.0 scoreless-inning streak August 29-September 5 ... allowed 3 hits and struck out 13 batters in the four-game span.
- Ⓞ earned his first win of the season on April 17, as he pitched a scoreless seventh inning in a 4-2 defeat of Pittsburgh.
- Ⓞ picked up his third win of the year May 24 vs. Houston ... entered the game with a runner on third base and one out and struck out the two batters he faced.
- Ⓞ allowed just 1 hit and no runs over his final six outings (6.0 innings), while striking out 8 batters.
- Ⓞ held opponents to a .219 batting average.

Wuertz's Career Review

2004: Michael had four stints on the Cubs' roster (April 2-30, May 20-June 4, June 27-July 11 and September 6 through the end of the season), going 1-0 with 1 save and a 4.34 ERA in 31 games.

Ⓢ made his major league debut on Opening Day April 5 at Cincinnati, retiring all 3 batters he faced.

◆ earned a hold in the 7-4 Cub win, striking out Jason LaRue and Ryan Freel before inducing a groundout from Juan Castro.

Ⓢ was unscored upon in 23 of his 31 games, including a career-high 14.0-scoreless inning streak June 2-September 26 (spanning 15 games).

Ⓢ struck out 30 batters in 29.0 innings, a ratio of 9.3 strikeouts per 9.0 innings.

2003: After beginning his career as a starter, Michael saw action both as a starter (16 starts) and as a reliever (27 appearances) ... the right-hander threw 124.0 innings, going 3-9 with his first professional save and a 4.57 ERA.

Ⓢ in his starts, he went 2-9 with a 5.40 ERA ... as a reliever, he posted a 2.77 ERA in 39.0 innings.

Ⓢ earned his first save July 29 against Omaha, working 2.0 innings.

2002: Spent most of the campaign in Iowa's (AAA) starting rotation, going 9-5 with a 5.55 ERA ... struck out 131 batters, the 5th-highest total in the Pacific Coast League.

Ⓢ made his first pro relief appearance May 30 against Oklahoma – and picked up the win (11-1) by allowing 1 run in 6.0 innings.

Ⓢ struck out a season-high 10 batters in a 4.0-inning stint July 29 at Omaha.

2001: Spent the season at West Tenn (AA), going 4-9 with a 3.99 ERA in 27 starts ... was fifth in the Southern League in both starts and strikeouts (135).

Ⓢ threw a 7.0-inning complete-game 2-hit shutout May 16 at Greenville ... struck out 8 in the 3-0 win.

Ⓢ tossed a season-high 8.0 innings in a June 30 start against Birmingham, allowing no runs and 2 hits.

2000: Went 12-7 with a 3.78 ERA in a Florida State League-high 28 starts for Daytona (A), recording career highs in wins, complete games (3), innings pitched (171.1) and strikeouts (142).

Ⓢ was second in the league in wins and complete games, third in innings pitched and fifth in strikeouts.

Ⓢ fanned a season-high 11 batters July 18 at Sarasota.

1999: Led the Midwest League in starts (28) at Lansing (A), going 11-12 with a 4.80 ERA.

Ⓢ struck out a career-high 12 batters June 18 against Clinton.

1998: Began his pro career at Williamsport (A), where he went 7-5 with a 3.44 ERA.

MICHAEL WUERTZ'S CAREER BESTS

LONGEST RELIEF APPEARANCE: 3.0 innings, 8/31/05 vs. Los Angeles

MOST STRIKEOUTS: 5, 8/31/05 vs. Los Angeles

MOST CONSECUTIVE SCORELESS INNINGS: 14.0 innings, 6/2-9/26/04 (15 games)

Wuertz's 2005 and Career Statistical Breakdowns

W-L-S	ERA	G	CG	IP	ER	2005/CAREER	W-L-S	ERA	G	CG	IP	ER	CAREER BY PARK	W-L-S	ERA	G	CG	IP	ER
6-2-0	3.81	75	0	75.2	32	TOTALS	7-2-1	3.96	106	0	104.2	46	ATL: Turner Field	0-0-0	2.25	4	0	4.0	1
0-0-0	9.00	3	0	3.0	3	Arizona	0-0-0	9.00	5	0	4.0	4	AZ: Chase Field	0-0-0	3.00	4	0	3.0	1
0-0-0	0.00	2	0	2.0	0	Atlanta	0-0-0	1.69	5	0	5.1	1	CHI: WRIGLEY FIELD	3-2-1	4.41	49	0	51.0	25
0-0-0	0.00	2	0	1.1	0	Boston	0-0-0	0.00	2	0	1.1	0	CIN: Great American	0-0-0	2.25	5	0	4.0	1
0-1-0	40.50	1	0	0.2	3	Chicago (AL)	0-1-1	8.10	3	0	3.1	3	WS: U.S. Cellular Field	0-0-0	0.00	1	0	2.0	0
1-1-0	9.53	7	0	5.2	6	Cincinnati	1-1-0	10.13	13	0	10.2	12	FLA: Dolphins Stadium	0-0-0	27.00	2	0	1.0	3
0-0-0	0.00	2	0	2.0	0	Colorado	0-0-0	0.00	2	0	2.0	0	HOU: Minute Maid Park	0-0-0	4.50	8	0	8.0	4
0-0-0	19.29	3	0	2.1	5	Florida	0-0-0	10.38	5	0	4.1	5	LA: Dodger Stadium	1-0-0	0.00	2	0	2.1	0
1-0-0	2.70	10	0	10.0	3	Houston	1-0-0	2.77	14	0	13.0	4	MIL: Miller Park	0-0-0	7.94	8	0	5.2	5
1-0-0	0.00	4	0	7.1	0	Los Angeles (NL)	1-0-0	0.00	4	0	7.1	0	NY: Shea Stadium	0-0-0	0.00	3	0	4.0	0
0-0-0	7.04	10	0	7.2	6	Milwaukee	0-0-0	6.00	12	0	9.0	6	NYV: Yankee Stadium	0-0-0	10.80	2	0	1.2	2
0-0-0	10.80	2	0	1.2	2	New York (AL)	0-0-0	10.80	2	0	1.2	2	PHI: Citizens Bank Park	0-0-0	0.00	2	0	2.1	0
0-0-0	0.00	2	0	3.1	0	New York (NL)	0-0-0	0.00	4	0	5.1	0	PIT: PNC Park	2-0-0	3.38	6	0	5.1	2
0-0-0	2.45	3	0	3.2	1	Philadelphia	0-0-0	2.45	3	0	3.2	1	ST: AT&T Park	1-0-0	0.00	2	0	2.2	0
2-0-0	0.00	7	0	6.0	0	Pittsburgh	3-0-0	3.46	13	0	13.0	5	SF: Busch Stadium	0-0-0	3.38	6	0	5.1	2
0-0-0	2.57	7	0	7.0	2	St. Louis	0-0-0	2.45	8	0	7.1	2	WAS: RFX Stadium	0-0-0	0.00	2	0	2.1	0
0-0-0	4.50	2	0	2.0	1	San Diego	0-0-0	4.50	2	0	2.0	1							
1-0-0	0.00	3	0	3.1	0	San Francisco	1-0-0	0.00	3	0	3.1	0							
0-0-0	0.00	2	0	2.1	0	Toronto	0-0-0	0.00	2	0	2.1	0							
0-0-0	0.00	3	0	4.1	0	Washington	0-0-0	0.00	4	0	5.2	0							
1-1-0	4.38	14	0	12.1	6	March/April	1-1-0	6.86	24	0	21.0	16							
3-1-0	3.65	13	0	12.1	5	May	3-1-0	4.70	16	0	15.1	8							
0-0-0	4.35	12	0	10.1	5	June	0-0-0	3.29	15	0	13.2	5							
0-0-0	7.71	11	0	9.1	8	July	0-0-1	6.17	15	0	11.2	8							
0-0-0	2.20	9	0	16.1	4	August	0-0-0	2.20	9	0	16.1	4							
2-0-0	2.40	16	0	15.0	4	Sept./Oct.	3-0-0	1.69	27	0	26.2	5							
2-2-0	3.76	36	0	38.1	16	Home	3-2-1	4.41	49	0	51.0	25							
4-0-0	3.86	39	0	37.1	16	Road	4-0-0	3.52	57	0	53.2	21							
3-1-0	3.57	41	0	45.1	18	Day	4-1-1	3.98	57	0	61.0	27							
3-1-0	4.15	34	0	30.1	14	Night	3-1-0	3.92	49	0	43.2	19							
6-2-0	3.81	75	0	75.2	32	Grass	7-2-1	3.96	106	0	104.2	46							
4-2-0	4.38	43	0	39.0	19	Pre-ASG	4-2-1	5.11	63	0	56.1	32							
2-0-0	3.19	32	0	36.2	13	Post-ASG	3-0-0	2.61	43	0	48.1	14							
6-2-0	3.81	75	0	75.2	32	Reliever	7-2-1	3.96	106	0	104.2	46							

LEFTY/RIGHTY SPLITS

Vs. Left-handed Batters:
2005 – .260 (25-96), 2 HR
ML Career – .248 (32-129), 5 HR

Vs. Right-handed Batters:
2004 – .197 (35-178), 4 HR
ML Career – .203 (50-246), 5 HR

#38 CARLOS ZAMBRANO — RHP



FULL NAME: Carlos Alberto Zambrano (Matos)
 BATS: Switch THROWS: Right HEIGHT: 6-5 WEIGHT: 255 MLS: 4+42
 OPENING DAY AGE: 24, turns 25 on June 1
 BORN: 6/1/81 in Puerto Cabello, Venezuela RESIDES: Puerto Cabello, Venezuela
 CONTRACT STATUS: Signed through 2006
 FAMILY: Married — Ismary ... Children — Carlis, Catherine and Carla
 HOW ACQUIRED: Signed as non-drafted free agent 7/12/97

Zambrano's Statistics and Career Transactions

YEAR TEAM	W-L	ERA	G	GS	CG	SHO	SV	IP	H	R	ER	HR	HB	BB	SO	WP	BK
1998 — Mesa-R	0-1	3.15	14	2	0	0	1	40.0	39	17	14	0	0	25	36	3	1
1999 — Lansing-A	13-7	4.17	27	24	2	1	0	153.1	150	87	71	9	10	62	98	10	2
2000 — West Tenn-AA	3-1	1.34	9	9	0	0	0	60.1	39	14	9	2	3	21	43	4	0
Iowa-AAA	2-5	3.97	34	0	0	0	6	56.2	54	30	25	3	2	40	46	3	0
2001 — Iowa-AAA	10-5	3.88	26	25	1	0	0	150.2	124	73	65	9	14	68	155	10	1
CUBS	1-2	15.26	6	1	0	0	0	7.2	11	13	13	2	1	8	4	1	0
2002 — Iowa-AAA#	0-0	0.00	3	3	0	0	0	9.0	2	0	0	0	0	6	11	0	0
CUBS	4-8	3.66	32	16	0	0	0	108.1	94	53	44	9	4	63	93	6	0
2003 — CUBS	13-11	3.11	32	32	3	1	0	214.0	188	88	74	9	10	94	168	6	1
2004 — CUBS	16-8	2.75	31	31	1	1	0	209.2	174	73	64	14	20	81	188	6	2
2005 — CUBS	14-6	3.26	33	33	2	0	0	223.1	170	88	81	21	8	86	202	7	0
ML/CUBS TOTALS	48-35	3.26	134	113	6	2	0	763.0	637	315	276	55	43	332	655	26	3

#Included Injury Rehabilitation Assignment

LAST MAJOR LEAGUE COMPLETE GAME: 9/18/05 vs. St. Louis (W, 7-4) ... LAST SHUTOUT: 5/7/04 vs. Colorado (11-0)

	AVG	AB	R	H	2B	3B	HR	RBI	SH	SF	HP	BB	SO	SB	CS	PCT	G	PO	A	E	TC	DP
2005	.300	80	8	24	6	2	1	6	4	0	0	0	25	0	0	.965	33	21	34	2	57	4
ML TOTALS	.230	257	25	59	13	2	4	17	18	1	0	4	95	0	0	.962	134	66	137	8	211	13

LAST HIT: 9/30/05 @ Houston (single off Andy Pettitte) ... number of at-bats since then — 1

HOME RUNS: 5/3/03 vs. Colorado (Darren Oliver), 7/25/03 @ Houston (Wade Miller), 9/17/04 @ Cincinnati (Mike Matthews), 8/17/05 @ Houston (Roy Oswalt)

MOST HITS: 3, 7/20/03 @ Florida ... also has nine 2-hit games

MOST HITS, INNING: 2, 7/20/03 @ Florida (third)

MOST RBI: 2 (four times), most recently 7/15/05 vs. Pittsburgh

1997 — Signed as non-drafted free agent by Cubs 7/12 (scout: Alberto Rondon)
 2002 — On disabled list 5/10-6/7 ... partial ulnar collateral ligament sprain, right elbow ... included injury rehabilitation assignment to Iowa (5/30-6/6)
 2002 — On Major League suspended list 8/3-8/8
 2004 — On Major League suspended list 8/5-8/11

ALL-STAR GAME STATISTICS

YEAR TEAM/SITE	W-L	ERA	G	GS	CG	SHO	SV	IP	H	R	ER	HR	HB	BB	SO	WP	BK
2004 — NL/Hou (NL)	0-0	9.00	1	0	0	0	0	1.0	1	1	1	0	0	1	1	0	0

DIVISION SERIES STATISTICS

YEAR TEAM/OPP	W-L	ERA	G	GS	CG	SHO	SV	IP	H	R	ER	HR	HB	BB	SO	WP	BK
2003 — CUBS vs. Atl	0-0	4.76	1	1	0	0	0	5.2	11	3	3	0	0	0	4	0	0

LEAGUE CHAMPIONSHIP SERIES STATISTICS

YEAR TEAM/OPP	W-L	ERA	G	GS	CG	SHO	SV	IP	H	R	ER	HR	HB	BB	SO	WP	BK
2003 — CUBS vs. Fla	0-1	5.73	2	2	0	0	0	11.0	14	8	7	4	1	5	8	1	0

Zambrano: Facts and Information

Since entering the Cubs' starting rotation just prior to the 2002 All-Star Game, Carlos has posted a 3.19 ERA in 113 starts (264 ER/744.0 IP) – with an average of more than 6.6 innings per outing.

- ⊙ was selected to the National League All-Star team for the first time in 2004.
 - ◆ at 23 years old, was the youngest Cub in franchise history to pitch in an All-Star Game.
- ⊙ was honored as the NL Pitcher of the Month for September 2004.
- ⊙ when he made his Cubs/major league debut as a 20-year-old August 20, 2001, he became the first player born during the decade of the 1980s to appear in a game for the Cubs.
- ⊙ highlights of his minor league career include:
 - ◆ being named to *The Sporting News'* end-of-season Triple-A all-prospect team in 2001.
 - ◆ being chosen to the *Howe Sportsdata* all-prospect and all-teen teams in 2000.
- ⊙ attended Unidad Educativa Creacion School in Puerto Cabello, Venezuela.

IF YOU START ME UP

In his 113 big league starts, Carlos Zambrano has:

- ⊙ worked at least 6.0 innings 89 times ... at least 7.0 innings 59 times ... at least 8.0 innings 29 times ... and has 6 complete games.
- ⊙ issued 2 or fewer walks 42 times – including five no-walk outings ... his career-high walk total is 6 (five times, most recently 7/8/05 @ Florida).

Zambrano's 2005 Season

Carlos made his first career Opening Day start and proved to be the team's ace, winning a team-high 14 games ... also led the club in strikeouts and ERA for a starter.

- ⊙ was 14-6 with a 3.26 ERA in 33 starts ... held opponents to a .212 average.
 - ◆ was 10th in the National League in ERA and third in opponents batting average against.
 - ◆ the double-digit wins season was the third of his career ... it was also Zambrano's third straight winning season.
- ⊙ surpassed the 200-strikeouts mark for the first time in his career, fanning 202 batters.
 - ◆ ranked sixth in the NL in strikeouts and 10th in strikeouts per 9.0 innings (8.1).
- ⊙ won six straight decisions August 12-September 18 ... the winning streak was the longest of his career.
- ⊙ earned his first win of the season April 9, holding Milwaukee to 1 hit over 7.1 scoreless innings in a 4-0 combined shutout.
 - ◆ went 2-for-3 at the plate, becoming the first Cub starter since 2003 to collect more hits at the plate than he allowed to the opposition.
- ⊙ squared off against St. Louis for the 10th time in his career on April 20 – and earned his second win against the Cardinals, working into the ninth inning in a 3-1 victory.
 - ◆ left the game with 2 outs in the ninth inning after developing a blister on his thumb.
 - ◆ hit his first career triple in the game, extending his hitting streak to five games ... was one of just five Cub pitchers to record a five-game hit streak since 1969.
- ⊙ served as a loss-stopper for the club on May 8, helping snap a seven-game losing streak when he hurled a 5-hit complete game.
- ⊙ worked 8.0 innings in a combined 1-hitter on May 31 in Los Angeles ... Michael Wuertz and Ryan Dempster each worked a frame in the 10-inning game.
 - ◆ Zambrano allowed 1 unearned run in the 2-1 win and struck out 9 batters.
 - ◆ the 1-hitter was the first for the Cubs at Dodger Stadium since 1965 – when Bob Hendley's 1-hitter was overshadowed by Dodger Sandy Koufax's perfect game.
- ⊙ combined on a 5-hit shutout June 5 as he, Will Ohman and Ryan Dempster outdueled San Diego in a 4-0 win.
 - ◆ Zambrano faced 26 batters in 7.0 innings, allowing 3 hits and 4 walks.
- ⊙ left his June 11 start after 5.0 innings with a strained big toe on his left foot.
- ⊙ was not involved in the decision July 22 at St. Louis – despite pitching 9.0 innings and holding the Cardinals to 1 run on 3 hits.
 - ◆ struck out 12 and did not walk a batter in the 2-1, 11-inning loss.
 - ◆ recorded his sixth career 2-hit game, singling and doubling off Chris Carpenter.
- ⊙ allowed 4 runs over the first 3.0 innings in his start August 7 in New York (NL) ... left the game after the third with lower back stiffness.
- ⊙ worked into the ninth inning in a 4-2 defeat of Houston on August 17, throwing 116 pitches and striking out 10 batters (for his seventh career double-digit strikeout game).
 - ◆ hit a solo home run off Roy Oswalt, becoming the first Cub pitcher in franchise history to record more than one career homer against the Astros.
- ⊙ fanned 10 batters in his very next start – but was not involved in the decision in a 4-2 loss to Atlanta.
- ⊙ picked up the win September 8 in San Francisco (5-3) and recorded his ninth career multi-hit game.
- ⊙ extended his personal winning streak to a career-high six games on September 18, outdueling 21-game winner Chris Carpenter.
 - ◆ hurled his second complete game of the season, holding St. Louis to 4 runs (2 earned) – and contributing a single and a double at the plate.

Zambrano's Career Review

2004: Carlos – who was honored with his first career All-Star selection in just his third full season in the majors – won a career-high 16 games and posted a career-best 2.75 ERA.

- Ⓢ finished fourth in the NL in ERA and tied for fifth in wins ... also was sixth in opponents batting average against (.225), eighth in strikeouts (188) and strikeouts per 9.0 innings (8.1) and tied for ninth in walks (81).
- Ⓢ was also third in the NL in ERA in home games (2.38), sixth in road ERA (3.13) and third in day ERA (2.01).
- Ⓢ surpassed the 200.0-innings mark for the second straight season, as he hurled 214.0 innings in 2003 and 209.2 innings in 2004.
- Ⓢ held right-handed opponents to a .218 average – and had a .198 average in home games.
 - ◆ was 10-2 in 15 games at Wrigley Field, lowering his career ERA at The Friendly Confines to 3.30.
- Ⓢ was selected the NL Pitcher of the Month in September ... went 4-0 with a 1.01 ERA (4 ER/35.2 IP) in five starts.
 - ◆ struck out 28 batters while issuing 11 walks – and held opponents to a .211 average.
 - ◆ worked at least 7.0 innings in four of the five contests ... the Cubs were 5-0 in his starts.
- Ⓢ went 9-4 with a 2.61 ERA in the first half of the season en route to being named to his first All-Star team ... at 23 years and 43 days old, Zambrano was the youngest Cub to ever appear in an All-Star Game.
 - ◆ worked the 4th inning of the Midsummer Classic, surrendering an RBI-triple to Alex Rodriguez.
- Ⓢ worked 6.0 or more innings in 26 of his 31 starts, including his second career complete-game shutout.
 - ◆ hurled a 2-hitter May 7 vs. Colorado (11-0) ... Matt Holliday singled in the fifth inning for the Rockies' first hit ... Aaron Miles had the only other hit for Colorado (in the ninth).
 - ◆ struck out 5 batters and did not issue a walk in the contest.
- Ⓢ served as a loss-stopper for the Cubs on a pair of occasions ... on May 13, he held the Dodgers to 1 unearned run in a 7-3 win as the Cubs avoided a sweep ... then on May 30 he allowed 14 Pirates to reach base but only surrendered 1 run (12-1 win) as the Cubs snapped a five-game losing streak.
- Ⓢ was issued a five-game suspension by Major League Baseball for his actions in a July 19 game vs. St. Louis.
 - ◆ was ejected from the game for hitting Jim Edmonds with a pitch after both benches had been warned.
 - ◆ surrendered a career-high 3 homers in the affair (Jim Edmonds, Edgar Renteria, Scott Rolen) in the 5-4 loss.
- Ⓢ beat Pittsburgh for the first time in six career starts on April 15 ... held the Pirates to 1 run and 1 walk in earning his first win of the season (10-5).

- Ⓢ struck out a career-high 12 batters May 2 at St. Louis for his third career double-digit strikeout game ... was not involved in the decision in a 1-0 loss though he hurled 7.0 shutout innings and allowed just 3 hits and 3 walks.
- Ⓢ flirted with a no-hitter for the second time in his career on August 23 against Milwaukee ... Geoff Jenkins' seventh-inning, one-out double was the first hit he gave up.
 - ◆ went on to allow 3 runs on 4 hits and struck out 9 in the 8-3 final.
- Ⓢ hit his third career home run September 17 in Cincinnati ... hit a solo homer off Mike Matthews in the 12-4 Cub win.
 - ◆ allowed just 1 run in his 7.0 innings of work.

2003: Spent his first full season as a major league starter, going 13-11 with 3 complete games and a 3.11 ERA in 32 starts spanning a team-high 214.0 innings ... worked at least 6.0 innings in 27 of his starts.

- Ⓢ finished seventh in the National League in ERA and eighth in innings pitched.
- Ⓢ was eighth in the NL in ERA both on the road (3.22) and at home (3.00) ... Mark Prior also ranked among the league Top 10 in both categories.
 - ◆ only two Cubs pitchers over the previous 30 seasons finished a season in the NL Top 10 in ERA both at home and on the road – Rick Reuschel (1977) and Greg Maddux (1992).
- Ⓢ allowed just 9 homers while inducing 24 batters to ground into double plays.
 - ◆ the only other full-season big league starter with fewer than 10 homers allowed was Boston's Pedro Martinez.
 - ◆ when he surrendered a homer to San Francisco's Edgardo Alfonzo July 31, it was the first he had allowed since June 6 ... a stretch of 9 consecutive homer-free starts.
- Ⓢ at 21 years of age on Opening Day, he was the youngest Cub to appear on the Cubs' season-opening roster since Greg Maddux (20) in 1987 ... made his first start of the season April 5 against Cincinnati at Great American Ball Park and earned the victory in a 9-7 contest.
- Ⓢ on May 3 vs. Colorado, he hit his first big league homer when he connected for a fourth-inning solo shot off Darren Oliver.
- Ⓢ was one of the league's top pitchers after the All-Star break, going 7-3 with 3 complete games and a 2.51 ERA in 13 starts ... in 93.1 innings of work, he allowed 5 homers.
- Ⓢ won 5 consecutive starts July 20-August 12 ... it was the first winning streak of more than two games during his big league career.
- Ⓢ in his first two starts of the second half, he allowed 1 earned run in 14.2 innings – and was 4-for-7 at the plate with a homer and 4 RBI.
- Ⓢ hurled the first complete game and shutout of his big league career in a 3-0 victory over Houston August 12 ... allowed 5 hits and 2 walks while striking out 10 batters.

© in a 4-1 win August 22 at Arizona, he flirted with a no-hitter – throwing just 93 pitches in his second route-going effort ... in his 9.0 innings of work, he allowed 3 hits, 1 run and 2 walks while fanning 4 batters.

◆ did not allow a baserunner until surrendering a fifth-inning leadoff walk to Raul Mondesi ... that was the only Diamondback to reach base until the bottom of the eighth inning, when Shea Hillenbrand legged out a 2-out roller down the third base line for an infield hit.

◆ it was the deepest a Cubs starter had pitched no-hit ball since 1995, when Frank Castillo pitched 8.2 no-hit innings September 25 vs. St. Louis.

© went the distance in a 1-0 loss vs. Cincinnati September 14 ... the Reds' lone run scored with 2 outs in the top of the 9th inning on a Russell Bryan single.

2002: Spent most of the first half in the Cubs' bullpen – and all of the second half in the starting rotation ... in 32 games (16 starts), he went 4-8 with a 3.66 ERA.

© limited opponents to a .235 average and gave up only 9 homers in 108.1 innings.

© had a 3.68 ERA in his 16 starts (38 ER/93.0 IP).

◆ worked at least 6.0 innings in 9 of his starts ... in those games, he allowed 12 earned runs and 37 hits in 62.0 innings of work for a 1.74 ERA.

© saw action in 16 games out of the bullpen, going 0-0 with a 3.52 ERA in 15.1 innings.

© began the year at Iowa (AAA), but was recalled April 11 to take the place of the injured Kyle Farnsworth.

© joined the starting rotation July 1 at Florida, taking the loss in an 11-1 contest.

© earned his first big league win as a starter July 6 at Atlanta (7-3) ... allowed 2 hits over 5.0 scoreless innings while striking out 6 batters.

© on September 4 vs. Milwaukee (3-0 win), he worked 8.0 innings and allowed 3 singles.

◆ recorded his first big league hit in the contest, a double off Nelson Figueroa ... had opened his career 0-for-22.

© beginning August 14, the switch-hitter batted solely from the right side of the plate.

© was on the disabled list May 10-June 6 with a partial ulnar collateral ligament sprain of his right elbow ... suffered the injury during a May 9 relief appearance against Milwaukee.

◆ received a 5-game suspension for his actions during a bench-clearing incident in the ninth inning of the June 4 Iowa/Salt Lake contest ... was on Major League Baseball's suspended list August 3-August 8.

2001: Saw his first big league action, going 1-2 in 6 games for the Cubs (one start) ... spent most of the campaign in the starting rotation at Iowa (AAA).

© the Cubs purchased his contract from Iowa August 20 to start the first game of a doubleheader against Milwaukee ... returned to the majors September 9 upon the completion of Iowa's season.

◆ took the loss in his big league debut (10-2), allowing 7 runs and 4 hits in 4-plus innings ... did not allow a hit until the fourth inning.

© pitched solely out of the bullpen during his second stint with the Cubs ... made his first big league relief appearance September 19 at Cincinnati, working a scoreless frame.

◆ picked up his first ML victory in his next outing September 21 at Houston (12-4).

© in 26 games for Iowa (25 starts), he was 10-5 with a 3.88 ERA ... his strikeout total (155) ranked third in the Pacific Coast League.

© allowed just 9 homers (1 every 16.7 innings) while holding PCL batters to a .226 average (124-549).

© earned PCL Pitcher of the Week honors for the week ending August 12 after going 2-0 with a 0.00 ERA in 2 starts ... in victories over Tacoma August 7 (3-2) and at Nashville August 11 (2-0), he worked 13.0 innings and allowed 9 hits and 3 walks while striking out 11 batters.

© was named to *The Sporting News'* end-of-season Triple-A all-prospect team.

2000: Reached the Triple-A level in his third pro season, making 34 relief appearances for Iowa (AAA) after opening the campaign in the West Tenn (AA) starting rotation.

© at West Tenn, he went 3-1 with a 1.34 ERA in 9 starts ... allowed 39 hits in 60.1 innings, holding opponents to a .181 average (39-216).

◆ opened the year as the youngest player in Double-A – and was leading the Southern League in ERA at the time of his promotion.

© was utilized solely out of Iowa's bullpen after receiving a May 27 promotion – five days before his 19th birthday ... went 2-5 with 6 saves and a 3.97 ERA, working at least 3.0 innings in 5 games.

◆ picked up his first Iowa victory July 1 at Memphis, pitching 3.0 shutout frames in a 7-5 contest.

© after the season, he was selected as the seventh-best prospect in the Pacific Coast League by *Baseball America* ... also was chosen to the *Howe Sportsdata* all-prospect and all-teen teams.

© underwent arthroscopic surgery on his left knee September 20 (Dr. Michael Schafer).

1999: Was 13-7 with a 4.17 ERA in 27 games for Lansing (A) ... his team-high victory total tied for 2nd among all Cubs minor league pitchers.

© allowed only 9 homers in 153.1 innings of work.

1998: Began his professional career with the Cubs' Mesa (Rookie) club, where he went 0-1 with 1 save and a 3.15 ERA in 14 games (2 starts).

© did not allow any homers in 40.0 innings of work.

Zambrano's 2005 And Career Statistical Breakdowns

W-L-S	ERA	G	CG	IP	ER	2005/CAREER	W-L-S	ERA	G	CG	IP	ER	CAREER BY PARK	W-L-S	ERA	G	CG	IP	ER
14-6-0	3.26	33	2	223.1	81	TOTALS	48-35-0	3.26	134	6	763.0	276	ATL: Turner Field	1-0-0	0.75	2	0	12.0	1
0-0-0	5.79	1	0	4.2	3	Arizona	1-2-0	4.88	4	1	24.0	13	AZ: Chase Field	1-2-0	4.88	4	1	24.0	13
0-0-0	2.25	1	0	8.0	2	Atlanta	2-1-0	4.06	6	0	37.2	17	BAL: Camden Yards	0-1-0	13.50	1	0	2.0	3
0-0-0	0.00	0	0	0.0	0	Baltimore	0-1-0	13.50	1	0	2.0	3	CHC: WRIGLEY FIELD	24-17-0	3.15	68	5	394.2	138
0-0-0	7.20	1	0	5.0	4	Boston	0-0-0	7.20	1	0	5.0	4	CIN: Cinergy Field	1-0-0	0.00	2	0	8.0	0
0-0-0	0.00	1	0	7.0	0	Chicago (AL)	2-1-0	3.09	7	0	35.0	12	CIN: Great American	2-1-0	2.81	4	0	25.2	8
0-0-0	7.59	2	0	10.2	9	Cincinnati	5-3-0	2.33	15	1	77.1	20	COL: Coors Field	0-2-0	4.12	3	0	19.2	9
0-1-0	3.86	1	0	7.0	3	Colorado	1-3-0	3.24	6	1	41.2	15	CWS: U.S. Cellular Field	0-1-0	6.57	3	0	12.1	9
2-0-0	3.60	2	0	15.0	6	Florida	3-1-0	2.31	6	0	39.0	10	FLA: Dolphins Stadium	2-1-0	3.00	3	0	18.0	6
1-1-0	3.32	3	0	21.2	8	Houston	5-5-0	3.27	15	1	88.0	32	HOU: Minute Maid Park	4-1-0	3.60	9	0	45.0	18
0-0-0	0.00	1	0	8.0	0	Los Angeles (NL)	1-1-0	1.80	7	0	25.0	5	LA: Dodger Stadium	1-0-0	0.00	4	0	17.2	0
2-2-0	4.13	4	0	24.0	11	Milwaukee	6-5-0	3.52	12	0	71.2	28	MIL: Miller Park	2-4-0	4.46	6	0	36.1	18
0-0-0	8.53	1	0	6.1	6	New York (AL)	0-1-0	8.03	2	0	12.1	11	MON: Olympic Stadium	0-0-0	4.50	2	0	2.0	1
0-1-0	6.00	1	0	3.0	2	New York (NL)	0-1-0	4.50	2	0	4.0	2	NY: Shea Stadium	0-1-0	6.00	1	0	3.0	2
0-0-0	0.00	0	0	0.0	0	Oakland	1-0-0	1.35	1	0	6.2	1	NY: Yankee Stadium	0-0-0	8.53	1	0	6.1	6
2-0-0	0.53	2	1	17.0	1	Philadelphia	2-2-0	2.83	5	1	35.0	11	PHI: Citizens Bank Park	1-1-0	2.51	2	0	14.1	4
2-0-0	4.15	3	0	21.2	10	Pittsburgh	7-2-0	3.45	13	0	75.2	29	PHI: Veterans Stadium	0-1-0	7.50	1	0	6.0	5
3-0-0	1.10	4	1	32.2	4	St. Louis	4-4-0	2.63	13	1	89.0	26	PIT: PNC Park	4-0-0	4.21	8	0	47.0	22
1-0-0	0.00	1	0	7.0	0	San Diego	4-0-0	2.67	5	0	30.1	9	PR: Bithorn Stadium	1-0-0	2.57	1	0	7.0	2
0-0-0	3.77	2	0	14.1	6	San Francisco	2-0-0	3.73	5	0	31.1	13	SD: PETCO Park	1-0-0	0.00	1	0	7.0	0
0-0-0	0.00	0	0	0.0	0	Texas	0-0-0	0.00	1	0	0.1	0	SD: Qualcomm Stadium	1-0-0	1.50	1	0	6.0	1
0-1-0	5.23	2	0	10.1	6	Washington	2-2-0	4.22	7	0	32.0	15	SF: AT&T Park	1-0-0	3.86	1	0	7.0	3
2-0-0	4.31	5	0	31.1	15	March/April	7-3-0	3.59	21	0	95.1	38	STL: Busch Stadium	1-1-0	0.70	5	0	38.2	3
1-3-0	2.40	6	1	41.1	11	May	6-6-0	2.23	22	2	129.1	32	WAS: RFK Stadium	0-1-0	10.80	1	0	3.1	4
2-1-0	5.79	5	0	28.0	18	June	6-4-0	4.18	20	0	97.0	45							
2-0-0	2.11	5	0	38.1	9	July	9-7-0	3.24	22	0	144.2	52							
4-1-0	1.74	6	0	41.1	8	August	9-9-0	3.20	22	2	143.1	51							
3-1-0	4.19	6	1	43.0	20	Sept./Oct.	11-6-0	3.40	27	2	153.1	58							
7-2-0	2.77	16	2	113.2	35	Home	24-17-0	3.15	68	5	394.2	138							
7-4-0	3.78	17	0	109.2	46	Road	24-18-0	3.37	66	1	368.1	138							
8-2-0	2.71	15	2	106.1	32	Day	27-18-0	2.73	70	4	412.1	125							
6-4-0	3.77	18	0	117.0	49	Night	21-17-0	3.88	64	2	350.2	151							
14-6-0	3.26	33	2	223.1	81	Grass	47-34-0	3.22	130	6	748.0	268							
0-0-0	0.00	0	0	0.0	0	Artificial	1-1-0	4.80	4	0	15.0	8							
6-4-0	3.85	18	1	114.2	49	Pre-ASG	22-17-0	3.32	72	2	374.1	138							
8-2-0	2.65	15	1	108.2	32	Post-ASG	26-18-0	3.20	62	4	388.2	138							
14-6-0	3.26	33	2	223.1	81	Starter	47-34-0	3.19	113	6	744.0	264							
0-0-0	0.00	0	0	0.0	0	Reliever	1-1-0	5.68	21	0	19.0	12							

LEFTY/RIGHTY SPLITS

Vs. Left-handed Batters:
2005 - .212 (76-358), 14 HR
ML Career - .229 (278-1216), 28 HR

Vs. Right-handed Batters:
2005 - .212 (94-443), 7 HR
ML Career - .228 (359-1575), 27 HR

CARLOS ZAMBRANO'S CAREER HIGHS AND LOWS

LOW-HIT COMPLETE GAME: 2-hitter, 5/7/04 vs. Colorado
MOST STRIKEOUTS: 12 (twice), most recently 7/22/05
@ St. Louis ... has six other double-digit strikeout games
MOST HITS ALLOWED: 11, 7/27/05 vs. San Francisco
MOST RUNS ALLOWED: 9, 9/19/03 @ Pittsburgh

MOST HOMERS ALLOWED: 3 (three times), most recently
4/15/05 @ Pittsburgh
LONGEST WINNING STREAK: 6 games (twice), most recently
8/12-9/18/05
LONGEST LOSING STREAK: 5 games, 7/20-8/31/02

DECADE FIRSTS

When he made his Cubs/major league debut August 20, 2001, Carlos Zambrano became the first player born during the 1980s to appear in a game for the Cubs. The first Cubs players born in each decade since 1900:

DECADE	FIRST CUB (YEARS W/CLUB)	BIRTHDATE	DEBUT
1900s	Virgil Cheeves (1920-23)	February 12, 1901	September 7, 1920
1910s	Frank Demaree (1932-33, 1935-38)	June 10, 1910	July 22, 1932
1920s	Johnny Schmitz (1941-42, 1946-51)	November 27, 1920	September 6, 1941
1930s	Andy Varga (1950-51)	December 11, 1930	September 9, 1950
1940s	Dick Ellsworth (1958, 1960-66)	March 22, 1940	June 22, 1958
1950s	Burt Hooton (1971-75)	February 7, 1950	June 17, 1971
1960s	Mel Hall (1981-84)	September 16, 1960	September 3, 1981
1970s	Jessie Hollins (1992)	January 27, 1970	September 19, 1992
1980s	Carlos Zambrano (2001-current)	June 1, 1981	August 20, 2001

2005 SEASON IN REVIEW

FINAL STANDINGS: The Cubs finished in a disappointing fourth place in the National League Central Division, going just 79-83 on the season ... the Cubs had posted a 43-36 record against Central Division opponents.

- Ⓢ the Cubs saw their high-water mark on June 11, when they were six games over .500 with a 33-27 record ... the club's low-water mark was seven games under .500 (reached three times).
- Ⓢ the Cubs recorded winning months in April, May and June before suffering back-to-back losing months in July and August ... the club rebounded with a winning record in September.

INSIDE THE NUMBERS: When the Cubs scored 4 or more runs in a game, the club was 62-29 ... when the Cubs allowed 4 or fewer runs in a game, the team went 67-25.

- Ⓢ the Cubs were 26-20 in 1-run contests (.565 winning percentage).
- Ⓢ the Cubs went 38-43 at Wrigley Field and 41-40 on the road ... they were one of just four National League teams to have a winning record away from home, joining Arizona (41-40), Philadelphia (42-39) and St. Louis (50-31).
- Ⓢ the Cubs ranked third in the National League with a .270 batting average, trailing Florida (.272) and St. Louis (.270) ... the Cubs led the league in hits (1,506), ranked second in total bases (2,457) and homers (194) and ranked third in doubles (323).
- Ⓢ the club had not hit .270 or better since 1993 ... prior to 1993, the team had not done so since 1945.
- Ⓢ the 323 doubles ranked second in club annals, as the 1931 team holds the franchise mark with 340 two-base hits ... the 300-mark has been surpassed just seven times in franchise history.
- Ⓢ the Cubs had 36 come-from-behind victories.
- Ⓢ the Cubs won 13 times in their final at-bat.

THE SKIPPER: Dusty Baker was named the Cubs' manager on November 15, 2002, after spending the previous 10 seasons as the manager of the San Francisco Giants.

- Ⓢ he moved into 44th on the managerial all-time wins list in 2005 ... with his 1,096 career victories, he needs 19 more wins to tie Danny Murtaugh for 43rd on the list.

THE LEADERBOARD: Derrek Lee made a run for the Triple Crown that lasted well into the year ... while he fell short in that goal, he did win the National League batting title with his .335 average.

- Ⓢ Lee also led the league in hits (199), total bases (393), doubles (50), slugging percentage (.662) and extra-base hits (99) ... he was second in the league in roundtrippers (46) and runs scored (120), fourth in on-base percentage (.418), tied for fifth in multi-hit games (54) and seventh in RBI (107).

- Ⓢ Jeromy Burnitz was tied for seventh in games played (160) and was eighth in at-bats (605).
- Ⓢ Neifi Perez finished the season tied for seventh in the league in sacrifice bunts (12).
- Ⓢ Greg Maddux was tied for first in the NL in starts (35) and topped the leaderboard in fewest walks per 9.0 innings (1.4) ... he also finished seventh in innings pitched (225.0).
- Ⓢ Carlos Zambrano was third in the league in opponents batting average against (.212) and winning percentage (.700), sixth in strikeouts (202), ninth in innings pitched (223.1) and 10th in ERA (3.26) and strikeouts per 9.0 innings (8.1).
- Ⓢ Mark Prior led the NL in strikeouts per 9.0 innings (10.2), was fifth in opponents batting average against (.227) and finished ninth with 188 strikeouts ... Prior was the only pitcher to strike out more than 10.0 batters per 9.0 innings.
- Ⓢ Ryan Dempster ranked eighth in the league in saves (33) and ninth in games finished (53).

AWARD-WINNING PERFORMANCES: Derrek Lee was named the National League's Player of the Month for April ... the first baseman recorded one of the most prolific Aprils in franchise history in winning his first NL Player of the Month Award.

- Ⓢ Lee led the league with a .419 batting average and 28 RBI ... he also led the league with 36 hits and a .767 slugging percentage and was tied for the league lead with 7 home runs and 9 doubles.
- Ⓢ the first baseman added 4 stolen bases and compiled a .490 on-base percentage, collecting at least one hit in 20 of his 23 games played ... he established franchise records in batting average, RBI and total bases for the month of April.
- Ⓢ as part of his historic April, Lee was named National League Player of the Week for April 25-May 1 ... he led the league with 4 home runs, 13 RBI, 24 total bases, a 1.091 slugging percentage ... tied for the league lead with 8 runs scored ... in six games, he batted .455 (10-for-22) with two doubles, a .519 on-base percentage and a stolen base.
- Ⓢ Lee also earned NL Player of the Week honors May 23-29, when he led the league with 4 home runs and 10 runs scored ... he batted .455 (10-22) with 8 RBI, 22 total bases, 7 walks and a stolen base ... over seven games he compiled a .567 on-base percentage and a 1.000 slugging percentage while leading his team to a 5-2 record ... he became the second player in 2005 to earn the NL Player of the Week honor in multiple weeks.
- Ⓢ teammate Aramis Ramirez also earned Player of the Week honors, sharing the award for the week of July 18-24 with Miguel Cabrera ... Ramirez tied for the league lead with 14 hits and led the league with 6 home runs and 11 RBI, batting .467 (14-for-30) with 9 runs scored ... Ramirez drove in a season-high five runs July 19 at Cincinnati.

1, 2, 3 STRIKES YOU'RE OUT: Cubs pitchers fanned a major league-high 1,256 batters in 2005 ... it was the fifth straight season the Cubs led the majors in strikeouts.

- Ⓞ prior to the Cubs, the last franchise to lead the majors in strikeouts over five straight seasons was Cleveland ... the Indians did so from 1963 to 1968.
- Ⓞ the Cubs surpassed their own Major League record for most strikeouts over a five-year span ... the club has fanned 6,683 batters from 2001-2005, bettering the mark of 6,570 from 2000-2004.
- Ⓞ Cubs pitchers had 44 double-digit strikeout contests — including 11 individual 10-plus strikeout efforts (Mark Prior 6, Carlos Zambrano 4, Greg Maddux 1).

MR. 3,000: Greg Maddux continued to move up the all-time wins list, recording 13 victories in the campaign ... he is now tied with Phil Niekro for 15th on the list.

- Ⓞ Maddux became one of just three pitchers (joining Cy Young and Walter Johnson) to win 13 or more games in 18 seasons and just the second to do so in 18 straight seasons ... Cy Young did so in 19 consecutive campaigns.
- Ⓞ in addition, Maddux became the ninth pitcher in Major League history to win 300 games and strike out 3,000 batters — as he fanned his 3,000th career batter on July 26.
 - ◆ endured a 2-hour, 43-minute rain delay prior to the start of the game ... fanned San Francisco's Omar Vizquel in the third inning for the milestone strikeout.
 - ◆ joins Fergie Jenkins as the only Cubs to accomplish the feat ... Chicago is the only franchise to have two pitchers surpass the mark in its uniform.

SAVING GRACE: Ryan Dempster converted 33 of 35 save chances in his first turn as the Cubs closer, becoming the first Cub to record at least 20 saves in the same season as making a start.

- Ⓞ the right-hander — who entered the season with 2 career saves — became the eighth Cub in franchise history to record 30 or more saves in a single season.
- Ⓞ converted 19 straight save opportunities from August 2-end of the season, tying Flash Gordon for the club record for a single season.
- Ⓞ was named the MLB DHL Delivery Man of the Month for September.

SILVER SLUGGERS: Following the season, Derrek Lee and Michael Barrett were honored with Silver Slugger Awards ... there had never before been two Cubs to win the award in the same season.

- Ⓞ Lee also won the Silver Bat award, which is presented annually to the league's batting champion.

GOLDEN GLOVES: Both Derrek Lee and Greg Maddux were awarded *Rawlings* Gold Glove Awards following the season ... it was the second time Lee had been honored and the 15th time Maddux has won the award.

- Ⓞ the only pitcher to win more Gold Gloves is Jim Kaat, who won 16 during his career.

FAN-TASTIC: The Cubs drew 3,099,992 fans to Wrigley Field in 2005— an average of 38,750 for 80 home dates ... it was the second straight year that the club surpassed the 3-million mark.

- Ⓞ in addition, the Cubs played before 6,053,629 fans overall, marking the second straight season in which the club surpassed the 6-million mark.

SEEING STARS: Derrek Lee and Aramis Ramirez were named to the National League All-Star team ... both infielders made their first trips to the Midsummer Classic.

- Ⓞ Lee was the first Cub first baseman to be named to the All-Star team since Mark Grace in 1997 ... he was the first Cub first baseman to start an All-Star Game since Ernie Banks did so in 1965.
- Ⓞ Lee was the leading vote-getter in the National League ... the first baseman went 1-for-3 with a double in the Midsummer Classic, becoming the first Cub to record an extra-base hit in the game since 1991.
- Ⓞ Ramirez was named as a reserve and was the leading vote-getter at third base by other players ... started the contest after starter Scott Rolen was scratched.

HALL OF FAME: On July 31, former Cub second baseman Ryne Sandberg was inducted into the National Baseball Hall of Fame ... the second baseman joined Wade Boggs as the only two players inducted in 2005.

- Ⓞ Sandberg received 393 votes, comprising 76.2 percent of the vote, and was the eighth player to be selected in his third attempt.
- Ⓞ a 10-time National League All-Star and a nine-time *Rawlings* Gold Glove Award winner at second base, Sandberg retired from the Cubs following the 1997 campaign after a 15-year major league career ... he had a .285 lifetime average with 282 homers and 1,061 RBI.

NO. 23 FLYING HIGH: On August 28, the Cubs retired the uniform number — #23 — worn by Hall of Fame Cub second baseman Ryne Sandberg.

- Ⓞ Sandberg became the fourth player to be so honored by the Cubs, joining Ernie Banks (#14), Ron Santo (#10) and Billy Williams (#26).

Cubs 2005 Regular-Season Day-By-Day Results

GM	DATE	OPP	HR/DN	W/L	SCORE	WIN-LOSS-SAVE	REC	POS	ATT
1	4/4	@AZ	R/D	W	16-6	Rusch (1-0)-Vazquez	1-0	T-1st	45,749
2	4/5	@AZ	R/N	L	4-5	Ortiz-Maddux (0-1)-Lyon	1-1	2nd, -0.5	30,442
3	4/6	@AZ	R/N	L	3-8	Webb-Dempster (0-1)	1-2	3rd, -1.5	26,787
4/7 - OFF -									
4	4/8	MIL	H/D	L	3-6 (12)	De La Rosa-Leicester (0-1)-Adams	1-3	T-4th, -2.5	39,892
5	4/9	MIL	H/D	W	4-0	Zambrano (1-0)-Sheets	2-3	4th, -1.5	38,743
6	4/10	MIL	H/D	W	6-5 (12)	Rusch (2-0)-Turnbow	3-3	T-3rd, -1.5	39,076
7	4/11	SD	H/D	L	0-1	Eaton-Dempster (0-2)-Hoffman	3-4	4th, -1.5	36,791
4/12 SD - Rained Out ... Rescheduled for 4/13 Doubleheader									
8	4/13	SD-1	H/D	L	3-8	Peavy-Wood (0-1)	3-5	5th, -2.0	
9	4/13	SD-2	H/D	W	8-3	Prior (1-0)-Lawrence	4-5	T-4th, -1.5	39,230
4/14 - OFF -									
10	4/15	@PIT	R/N	L	5-8	Torres-Remlinger (0-1)-Mesa	4-6	T-5th, -1.5	29,256
11	4/16	@PIT	R/N	W	4-3	Dempster (1-2)-Wells-Hawkins (1)	5-6	5th, -1.0	34,783
12	4/17	@PIT	R/D	W	4-2	Wuertz (1-0)-Redman-Hawkins (2)	6-6	3rd, -1.0	20,416
13	4/18	@CIN	R/N	L	6-7	Mercker-Leicester (0-2)-Graves	6-7	3rd, -2.0	25,347
14	4/19	@CIN	R/N	W	7-1	Prior (2-0)-Clausen	7-7	3rd, -2.0	25,375
15	4/20	@STL	R/N	W	3-1	Zambrano (2-0)-Suppan-Hawkins (3)	8-7	3rd, -1.0	44,855
16	4/21	@STL	R/D	L	0-4	Carpenter-CG-Dempster (1-3)	8-8	4th, -2.0	46,119
4/22 PIT - Rained Out ... Rescheduled for 7/14									
17	4/23	PIT	H/D	L	3-4	Grabow-Hawkins (0-1)-Mesa	8-9	T-2nd, -3.5	37,695
18	4/24	PIT	H/D	W	5-2	Wood (1-1)-Williams-Fox (1)	9-9	T-2nd, -3.5	37,452
19	4/25	CIN	H/N	W	10-6	Prior (3-0)-Wilson	10-9	2nd, -3.0	38,113
20	4/26	CIN	H/N	L	9-11	Weathers-Wuertz (1-1)-Graves	10-10	T-2nd, -4.0	38,013
21	4/27	CIN	H/D	W	8-7	Hawkins (1-1)-Belisle	11-10	2nd, -3.5	38,014
4/28 - OFF -									
22	4/29	@HOU	R/N	W	3-2	Maddux (1-1)-Clemens-Hawkins (4)	12-10	2nd, -3.5	41,232
23	4/30	@HOU	R/N	L	5-7	Backe-Bartosh (0-1)	12-11	2nd, -3.5	41,615
24	5/1	@HOU	R/D	L	3-9	Oswalt-Prior (3-1)	12-12	2nd, -3.5	38,014
5/2 - OFF -									
25	5/3	@MIL	R/N	L	1-4	Capuano-Zambrano (2-1)-Turnbow	12-13	T-2nd, -5.0	27,079
26	5/4	@MIL	R/N	L	3-4	Turnbow-Novoa (0-1)	12-14	3rd, -6.0	28,392
27	5/5	@MIL	R/D	L	5-6	Turnbow-Hawkins (1-2)	12-15	3rd, -6.0	31,721
28	5/6	PHI	H/D	L	2-3	Wagner-Hawkins (1-3)	12-16	3rd, -6.0	38,767
29	5/7	PHI	H/D	L	1-4	Lieber-Rusch (2-1)-Wagner	12-17	3rd, -6.0	38,933
30	5/8	PHI	H/D	W	2-1	ZAMBRANO-CG (3-1)-Myers-CG	13-17	T-3rd, -6.0	38,656
31	5/9	NYM	H/N	L	4-7	DeJean-Hawkins (1-4)-Looper	13-18	T-3rd, -7.0	37,562
32	5/10	NYM	H/N	W	7-0	Maddux (2-1)-Benson	14-18	T-3rd, -6.0	38,813
33	5/11	NYM	H/D	W	4-3 (10)	Dempster (2-3)-Bell	15-18	T-3rd, -6.5	38,475
5/12 - OFF -									
34	5/13	@WSH	R/N	W	6-3	Ohman (1-0)-Ayala-Wellemeyer (1)	16-18	3rd, -5.5	36,567
35	5/14	@WSH	R/N	L	3-4	Hernandez-Zambrano (3-2)-Cordero	16-19	T-3rd, -6.5	42,797
36	5/15	@WSH	R/D	L	4-5	Carrasco-Bartosh (0-2)-Cordero	16-20	4th, -7.5	44,012
5/16 - OFF -									
37	5/17	@PIT	R/N	W	4-3	Ohman (2-0)-Mesa-Dempster (1)	17-20	T-3rd, -6.5	19,701
38	5/18	@PIT	R/D	W	3-2	Wuertz (2-1)-Mesa-Dempster (2)	18-20	T-2nd, -6.0	21,142
5/19 - OFF -									
39	5/20	SOX	H/D	L	1-5	Garcia-Maddux (2-2)	18-21	T-2nd, -7.0	38,988
40	5/21	SOX	H/D	L	3-5	Contreras-Wuertz (2-2)-Hermanson	18-22	4th, -8.0	39,461
41	5/22	SOX	H/D	W	4-3	PRIOR-CG (4-1)-Vizcaino	19-22	T-2nd, -7.0	39,334
42	5/23	HOU	H/N	W	4-1	Rusch (3-1)-Rodriguez-Dempster (3)	20-22	T-2nd, -7.0	38,232
43	5/24	HOU	H/N	W	4-2	Wuertz (3-2)-Lidge-Dempster (4)	21-22	T-2nd, -7.0	38,805
44	5/25	HOU	H/N	L	1-5	Backe-Maddux (2-3)	21-23	3rd, -8.0	38,118
45	5/26	COL	H/D	L	2-5	Jennings-Zambrano (3-3)	21-24	3rd, -8.5	38,393
46	5/27	COL	H/D	W	10-3	Wellemeyer (1-0)-Kennedy	22-24	3rd, -8.5	38,771
47	5/28	COL	H/D	W	5-1	Rusch (4-1)-Kim	23-24	3rd, -8.5	39,368
48	5/29	COL	H/D	W	11-6	Novoa (1-1)-Carvajal	24-24	2nd, -7.5	40,322
49	5/30	@LA	R/N	W	5-3	Maddux (3-3)-Alvarez-Dempster (5)	25-24	2nd, -7.5	44,255
50	5/31	@LA	R/N	W	2-1 (10)	Wuertz (4-2)-Brazoban-Dempster (6)	26-24	2nd, -6.5	37,221
51	6/1	@LA	R/N	W	9-5	Koronka (1-0)-Lowe	27-24	2nd, -6.5	54,093
52	6/2	@SD	R/N	W	5-0	RUSCH-CG (5-1)-Stauffer	28-24	2nd, -5.5	30,344
53	6/3	@SD	R/N	L	2-6	Eaton-Mitre (0-1)-Otsuka	28-25	2nd, -6.5	41,158
54	6/4	@SD	R/N	W	11-5	Maddux (4-3)-May	29-25	2nd, -6.5	43,876
55	6/5	@SD	R/D	W	4-0	Zambrano (4-3)-Williams	30-25	2nd, -5.5	40,384
56	6/6	TOR	H/N	L	1-4	Chacin-Koronka (1-1)-Batista	30-26	2nd, -6.5	38,807
57	6/7	TOR	H/N	L	4-6	Schoenwels-Wellemeyer (1-1)-Batista	30-27	2nd, -7.5	39,159
58	6/8	TOR	H/D	W	2-0	Mitre (1-1)-Halladay-Dempster (7)	31-27	2nd, -6.5	38,086
6/9 - OFF -									
59	6/10	BOS	H/D	W	14-6	Maddux (5-3)-Arroyo	32-27	2nd, -6.5	39,215
60	6/11	BOS	H/D	W	7-6	Wellemeyer (2-1)-Miller-Dempster (8)	33-27	2nd, -6.5	39,096
61	6/12	BOS	H/N	L	1-8	Wakefield-Rusch (5-2)	33-28	2nd, -6.5	39,138
62	6/13	FLA	H/N	L	1-9	Willis-Koronka (1-2)	33-29	2nd, -6.5	38,708
63	6/14	FLA	H/N	W	14-0	MITRE-CG (2-1)-Beckett	34-29	2nd, -6.5	38,887
64	6/15	FLA	H/D	L	5-15	Burnett-Maddux (5-4)	34-30	2nd, -6.5	39,263
6/16 - OFF -									
65	6/17	@NYY	R/N	L	6-9	Slanton-Ohman (2-1)-Rivera	34-31	2nd, -7.5	54,700
66	6/18	@NYY	R/D	L	1-8	Wang-Rusch (5-3)	34-32	2nd, -8.5	55,284
67	6/19	@NYY	R/D	L	3-6	Mussina-Mitre (2-2)-Rivera	34-33	2nd, -9.5	55,060
68	6/20	@MIL	R/N	W	5-4	Maddux (6-4)-Obba-Dempster (9)	35-33	2nd, -9.5	40,126
69	6/21	@MIL	R/N	W	4-2	Williams (1-2)-Santos-Dempster (10)	36-33	2nd, -8.5	40,300

APRIL (12-11)

Wrigley Field	6-5
Road	6-6
Vs. N.L. Central	10-7
Vs. N.L. East	0-0
Vs. N.L. West	2-4

TOP PERFORMERS

AVG:	Derrek Lee	.419
HR:	Derrek Lee	7
RBI:	Derrek Lee	28
SB:	Derrek Lee	4
W:	Mark Prior	3
SV:	LaTroy Hawkins	4
K:	Kerry Wood	33

SITE	DATES	AVG
Wrigley Field:	383,019	11 34,820
Road:	411,976	12 34,299
TOTAL:	794,995	23 34,565

MAY (14-13)

Wrigley Field	9-7
Road	5-6
Vs. N.L. Central	4-5
Vs. N.L. East	4-5
Vs. N.L. West	5-1
Vs. A.L. Clubs	1-2

TOP PERFORMERS

AVG:	Michael Barrett	.348
HR:	Derrek Lee	9
RBI:	Derrek Lee	18
SB:	Derrek Lee	5
W:	Corey Patterson	5
SV:	Michael Wuertz	3
K:	Ryan Dempster	6
	Carlos Zambrano	41

SITE	DATES	AVG
Wrigley Field:	620,998	16 38,812
Road:	370,901	11 33,718
TOTAL:	991,899	27 36,737

JUNE (14-13)

Wrigley Field	6-6
Road	8-7
Vs. N.L. Central	4-3
Vs. N.L. East	1-2
Vs. N.L. West	4-1
Vs. A.L. Clubs	5-7

TOP PERFORMERS

AVG:	Derrek Lee	.407
HR:	Derrek Lee	7
RBI:	Aramis Ramirez	7
SB:	Corey Patterson	23
W:	Greg Maddux	6
SV:	Greg Maddux	4
K:	Ryan Dempster	6
	Carlos Zambrano	26

SITE	DATES	AVG
Wrigley Field:	467,410	12 38,951
Road:	657,060	15 43,804
TOTAL:	1,124,470	27 41,647

GM	DATE	OPP	HR/DN	W/L	SCORE	WIN-LOSS-SAVE	REC	POS	ATT
70	6/22	@MIL	R/N	L	4-9	Davis-Zambrano (4-4)	36-34	2nd, -8.5	41,453
71	6/23	@MIL	R/D	L	7-8	Bottalico-Remlinger (0-2)-Turnbow	36-35	2nd, -8.5	42,288
72	6/24	@SOX	R/D	L	2-12	Garcia-Mitre (2-3)	36-36	2nd, -9.5	39,610
73	6/25	@SOX	R/D	W	6-2	Maddux (7-4)-Contreras	37-36	2nd, -9.5	39,241
74	6/26	@SOX	R/D	W	2-0	Prior (5-1)-Garland-Dempster (11)	38-36	2nd, -8.5	39,143
6/27 - OFF -									
75	6/28	MIL	H/N	W	2-0	Zambrano (5-4)-Davis-Dempster (12)	39-36	2nd, -8.5	39,574
76	6/29	MIL	H/D	W	3-2	Novoa (2-1)-Santana	40-36	2nd, -8.5	38,846
77	6/30	MIL	H/D	L	6-10	Capuano-Maddux (7-5)	40-37	2nd, -8.5	38,631
78	7/1	WSH	H/D	L	3-4	Hernandez-Prior (5-2)-Carrasco	40-38	2nd, -9.5	38,973
79	7/2	WSH	H/D	L	2-4	Armas-Williams (1-3)-Cordero	40-39	2nd, -9.5	40,408
80	7/3	WSH	H/D	L	4-5 (12)	Eischen-Mitre (2-4)	40-40	2nd, -10.5	40,086
81	7/4	@ATL	R/N	L	0-4	Davies-Wood (1-2)	40-41	2nd, -11.5	52,274
82	7/5	@ATL	R/N	L	1-5	Colon-Maddux (7-6)	40-42	T-2nd, -12.5	34,698
7/6 @ATL - Rained Out ... Rescheduled for 7/7									
83	7/7	@ATL	R/D	L	0-6	Ramirez-CG-Prior (5-3)	40-43	3rd, -13.5	32,711
84	7/7	@ATL	R/D	L	4-9	Foster-Novoa (2-2)	40-44	3rd, -13.5	34,847
85	7/8	@FLA	R/N	W	9-6	Zambrano (6-4)-Willis-Dempster (13)	41-44	3rd, -13.5	17,897
86	7/9	@FLA	R/N	W	8-2	Wood (2-2)-Mota	42-44	3rd, -12.5	22,863
87	7/10	@FLA	R/D	W	9-2	Maddux (6-8)-Letter	43-44	3rd, -12.5	20,273

7/11-7/13 - ALL-STAR BREAK

88	7/14	PIT	H/D	W	5-1	Prior (6-3)-Redman	44-44	3rd, -12.0	38,902
89	7/15	PIT	H/D	W	11-1	Wood (3-2)-Fogg	45-44	2nd, -12.0	39,512
90	7/16	PIT	H/D	L	0-3	Duke-Maddux (8-7)-Mesa	45-45	2nd, -13.0	39,790
91	7/17	PIT	H/D	W	8-2	Zambrano (7-4)-Wells	46-45	2nd, -13.0	39,391
92	7/18	@CIN	R/N	W	9-4	Williams (2-3)-Clausen	47-45	2nd, -13.0	24,311
93	7/19	@CIN	R/N	W	7-3	Prior (7-3)-Hudson	48-45	2nd, -12.0	24,653
94	7/20	@CIN	R/N	L	3-9	Harang-CG-Wood (3-3)	48-46	T-2nd, -13.0	27,357
95	7/21	@CIN	R/D	L	6-9	Shackelford-Novoa (2-3)	48-47	3rd, -13.0	36,497
96	7/22	@STL	R/N	L	1-2 (11)	Reyes-Mitre (2-5)	48-48	3rd, -14.0	49,840
97	7/23	@STL	R/D	W	6-5	Williams (3-3)-Morris-Dempster (14)	49-48	3rd, -13.0	49,942
98	7/24	@STL	R/N	W	8-4 (10)	Dempster (3-3)-Reyes	50-48	3rd, -12.0	49,762
99	7/25	SF	H/N	W	3-2	Dempster (4-3)-Walker	51-48	3rd, -11.5	39,477
100	7/26	SF	H/N	L	2-3 (11)	Christiansen-Rusch (5-4)-Walker	51-49	3rd, -12.5	39,002
101	7/27	SF	H/D	W	4-3	Dempster (5-3)-Correa	52-49	3rd, -11.5	38,877
102	7/28	AZ	H/D	L	0-6	Halsey-Williams (3-4)	52-50	3rd, -12.5	39,154
103	7/29	AZ	H/D	W	4-3	Novoa (3-3)-Bruney	53-50	3rd, -11.5	39,312
104	7/30	AZ	H/D	L	2-3	Cormier-Novoa (3-4)-Aquino	53-51	3rd, -12.5	39,726
105	7/31	AZ	H/D	L	6-13	Webb-Maddux (8-8)	53-52	3rd, -13.0	39,285

8/1 - OFF -									
106	8/2	@PHI	R/N	W	2-1	Zambrano (8-4)-Padilla-Dempster (15)	54-52	3rd, -13.0	32,585
107	8/3	@PHI	R/N	L	3-4	Wagner-Remlinger (0-3)	54-53	3rd, -14.0	34,727
108	8/4	@PHI	R/D	L	4-6	Myers-Prior (7-4)-Wagner	54-54	3rd, -14.0	37,882
109	8/5	@NY	R/N	L	5-9	Glavine-Hill (0-1)	54-55	4th, -15.0	34,728
110	8/6	@NY	R/D	L	0-2	Seo-Maddux (8-9)-Looper	54-56	4th, -15.0	39,912
111	8/7	@NY	R/N	L	1-6	V. Zambrano-C. Zambrano (8-5)	54-57	4th, -16.0	40,321
112	8/8	CIN	H/N	L	4-9	Clausen-Williams (3-5)	54-58	4th, -17.0	39,965
113	8/9	CIN	H/D	L	3-8	Harang-Ohman (2-2)	54-59	4th, -18.0	38,368
114	8/10	CIN	H/D	L	2-8	Milton-Hill (0-2)	54-60	4th, -19.0	38,405
115	8/11	STL	H/D	W	11-4	MADDUX-CG (9-9)-Mulder	55-60	4th, -18.0	38,170
116	8/12	STL	H/D	W	4-1	Zambrano (9-5)-Marquis	56-60	T-3rd, -17.0	39,717
117	8/13	STL	H/D	L	2-5	Carpenter-CG-Williams (3-6)	56-61	T-3rd, -18.0	39,923
118	8/14	STL	H/N	W	5-4	Prior (8-4)-Morris-Dempster (16)	57-61	T-3rd, -17.0	39,311
119	8/15	@HOU	R/N	L	4-12	Rodriguez-Rusch (5-5)	57-62	T-3rd, -17.5	26,992
120	8/16	@HOU	R/N	W	4-1	Maddux (10-9)-Pettitte-Dempster (17)	58-62	T-3rd, -17.5	31,963
121	8/17	@HOU	R/N	W	4-2	Zambrano (10-5)-Oswalt-Dempster (18)	59-62	T-3rd, -17.5	29,978
8/18 - OFF -									
122	8/19	@COL	R/D	W	5-3	Prior (9-4)-Kim-Dempster (19)	60-62	3rd, -17.0	30,175
123	8/20	@COL	R/N	L	2-4	Cook-Rusch (5-6)-Fuentes	60-63	4th, -18.0	35,787
124	8/21	@COL	R/D	L	7-9	Kim-Maddux (10-10)	60-64	4th, -18.0	30,111
125	8/22	ATL	H/N	L	2-4	Hudson-CG-Wood (3-4)	60-65	4th, -19.0	38,767
126	8/23	ATL	H/N	W	10-1	Williams (4-6)-Thomson	61-65	4th, -18.0	38,273
127	8/24	ATL	H/D	L	1-3	Sosa-Prior (9-5)-Farnsworth	61-66	4th, -19.5	38,033
8/25 - OFF -									
128	8/26	FLA	H/D	L	5-7	Vargas-Rusch (5-7)-Jones	61-67	4th, -19.5	38,544
129	8/27	FLA	H/D	L	1-2	Willis-MADDUX-CG (10-11)-Jones	61-68	T-4th, -20.5	39,202
130	8/28	FLA	H/D	W	14-3	Zambrano (11-5)-Beckett	62-68	T-4th, -20.5	38,763
131	8/29	LA	H/N	L	6-9	Houlton-Williams (4-7)-Sanchez	62-69	5th, -21.5	37,625
132	8/30	LA	H/N	W	6-3	Prior (10-5)-Penny-Dempster (20)	63-69	4th, -20.5	37,552
133	8/31	LA	H/D	L	0-7	Lowe-CG-Rusch (5-8)	63-70	4th, -21.5	37,489

9/1 - OFF -									
134	9/2	@PIT	R/N	W	7-3	Maddux (11-11)-Fogg-Dempster (21)	64-70	4th, -20.5	24,976
135	9/3	@PIT	R/D	W	9-5	Zambrano (12-5)-Williams	65-70	4th, -20.5	22,909
136	9/4	@PIT	R/D	W	2-0	Williams (5-7)-Wells-Dempster (22)	66-70	4th, -20.5	23,204
137	9/5	@STL	R/D	L	4-6	King-Novoa (3-5)-Tavarez	66-71	4th, -21.5	49,646
138	9/6	@STL	R/N	W	5-2	Rusch (6-8)-Morris-Dempster (23)	67-71	4th, -20.5	47,292
139	9/7	@STL	R/N	W	2-1	Maddux (12-11)-Mulder-CG-Dempster (24)	68-71	4th, -19.5	47,789
140	9/8	@SF	R/N	W	5-3	Zambrano (13-5)-Lowry-Dempster (25)	69-71	T-3rd, -19.5	37,042
141	9/9	@SF	R/D	L	1-2	Cain-Williams (5-8)	69-72	4th, -20.5	39,936
142	9/10	@SF	R/D	W	5-2	Prior (11-5)-Hennessey-Dempster (26)	70-72	T-3rd, -20.5	42,013
143	9/11	@SF	R/N	W	3-2	Wuertz (5-2)-Hawkins-Dempster (27)	71-72	T-3rd, -19.5	41,052

JULY (13-15)

Wrigley Field	6-8
Road	7-7
Vs. N.L. Central	7-4
Vs. N.L. East	3-7
Vs. N.L. West	3-4

TOP PERFORMERS

AVG:	Aramis Ramirez330
HR:	Aramis Ramirez	10
RBI:	Aramis Ramirez	27
SB:	Derrek Lee	2
W:	Ryan Dempster	3
SV:	Ryan Dempster	2
K:	Mark Prior	40

SITE	DATES	AVG
Wrigley Field:	551,895	14 39,421
Road:	477,925	14 34,138
TOTAL:	1,029,820	28 36,779

AUGUST (10-18)

Wrigley Field	6-10
Road	4-8
Vs. N.L. Central	5-5
Vs. N.L. East	3-9
Vs. N.L. West	2-4

TOP PERFORMERS

AVG:	Neifi Perez347
HR:	Derrek Lee	7
RBI:	Aramis Ramirez	16
SB:	Derrek Lee	3
W:	Carlos Zambrano	4
SV:	Ryan Dempster	6
K:	Mark Prior	49

SITE	DATES	AVG
Wrigley Field:	618,107	16 38,632
Road:	405,161	12 33,763
TOTAL:	1,023,268	28 36,545

SEPT/OCT (16-13)

Wrigley Field	6-6
Road	10-7
Vs. N.L. Central	13-12
Vs. N.L. East	0-0
Vs. N.L. West	3-1

TOP PERFORMERS

AVG:	Todd Walker324
HR:	Derrek Lee	7
RBI:	Nomar Garciaparra	19
SB:	Jose Macias, Neifi Perez	2
W:	Glenon Rusch	4
SV:	Ryan Dempster	13
K:	Carlos Zambrano	37

SITE	DATES	AVG
Wrigley Field:	458,563	12 38,214
Road:	630,614	17 37,095
TOTAL:	1,089,177	29 37,558

GM	DATE	OPP	HR/DN	W/L	SCORE	WIN-LOSS-SAVE	REC	POS	ATT	
144	9/12	CIN	H/N	L	2-5	Harang-Maddux (12-12)-Weathers	71-73	4th, -20.5	37,926	
145	9/13	CIN	H/N	W	4-3 (10)	Wuertz (6-2)-Weathers	72-73	4th, -20.5	37,625	
146	9/14	CIN	H/N	L	4-7 (11)	Coffey-Van Buren (0-1)	72-74	4th, -20.5	37,695	
147	9/15	STL	H/N	L	1-6	Suppan-Prior (11-6)	72-75	4th, -21.5	37,849	
148	9/16	STL	H/D	W	5-3	Rusch (7-8)-Morris-Dempster (28)	73-75	4th, -20.5	38,080	
149	9/17	STL	H/D	L	1-5	Mulder-Maddux (12-13)	73-76	4th, -21.5	39,269	
150	9/18	STL	H/D	W	7-4	ZAMBRANO-CG (14-5)-Reyes	74-76	3rd, -20.5	38,182	
	9/19	- OFF -								
151	9/20	@MIL	R/N	L	3-5	Davis-Williams (5-9)-Turnbow	74-77	4th, -20.5	30,136	
152	9/21	@MIL	R/N	L	6-7	Turnbow-Van Buren (0-2)	74-78	4th, -21.5	30,049	
153	9/22	@MIL	R/D	W	3-0	Maddux (13-13)+Helling-Dempster (29)	75-78	4th, -20.5	31,137	
154	9/23	HOU	H/D	W	5-4	Rusch (8-8)-Rodriguez-Dempster (30)	76-78	4th, -19.5	38,622	
155	9/24	HOU	H/D	L	3-8	Astacio-Zambrano (14-6)	76-79	4th, -19.5	39,263	
156	9/25	HOU	H/D	W	3-2	Williams (6-9)-Galio-Dempster (31)	77-79	4th, -19.5	38,121	
	9/26	- OFF -								
157	9/27	PIT	H/N	L	3-5	Duke-MADDUX-CG (13-14)-Torres	77-80	4th, -19.5	38,440	
158	9/28	PIT	H/D	L	2-3	Maholm-Prior (11-7)-Gonzalez	77-81	4th, -19.5	37,491	
159	9/29	@HOU	R/N	W	3-2	Rusch (9-8)-Rodriguez-Dempster (32)	78-81	4th, -19.0	37,620	
160	9/30	@HOU	R/N	W	4-3	Novoa (4-5)-Lidge-Dempster (33)	79-81	4th, -19.0	41,304	
161	10/1	@HOU	R/D	L	1-3	Clemens-Williams (6-10)-Lidge	79-82	4th, -20.0	42,021	
162	10/2	@HOU	R/D	L	4-6	Oswalt-Maddux (13-15)-Lidge	79-83	4th, -21.0	42,288	

2005 ATTENDANCE

OVERALL
6,053,629 for 161 dates
(37,600 per date)

WRIGLEY FIELD
3,099,992 for 80 dates
(38,750 per date)

ON THE ROAD
2,953,637 for 81 dates
(36,465 per date)

Breaking Down The Cubs Record

CUBS RECORD	HOME	ROAD	TOTALS
OVERALL	38-43	41-40	79-83
CINCINNATI	3-6	3-3	6-9
HOUSTON	4-2	5-5	9-7
MILWAUKEE	4-2	3-7	7-9
PITTSBURGH	4-4	7-1	11-5
ST. LOUIS	5-3	5-3	10-6
N.L. CENTRAL	20-17	23-19	43-36
ATLANTA	1-2	0-4	1-6
FLORIDA	2-4	3-0	5-4
NEW YORK	2-1	0-3	2-4
PHILADELPHIA	1-2	1-2	2-4
WASHINGTON	0-3	1-2	1-5
N.L. EAST	6-12	5-11	11-23
ARIZONA	1-3	1-2	2-5
COLORADO	3-1	1-2	4-3
LOS ANGELES	1-2	3-0	4-2
SAN DIEGO	1-2	3-1	4-3
SAN FRANCISCO	2-1	3-1	5-2
N.L. WEST	8-9	11-6	19-15
BOSTON	2-1	0-0	2-1
CHICAGO (AL)	1-2	2-1	3-3
NEW YORK	0-0	0-3	0-3
TORONTO	1-2	0-0	1-2
A.L. INTERLEAGUE PLAY	4-5	2-4	6-9

CUBS RECORD WHEN:

SCORING FIRST	49-18
SCORING 4 OR MORE RUNS	62-29
SCORING FEWER THAN 4 RUNS	17-54
HITTING AT LEAST 1 HOMER	64-48
HITTING AT LEAST 2 HOMERS	36-18
GOING HOMERLESS	15-35

CUBS RECORD	HOME	ROAD	TOTALS
VS. LH STARTERS	10-18	14-9	24-27
VS. RH STARTERS	28-25	27-31	55-56
GRASS FIELDS	38-43	41-40	79-83
ARTIFICIAL FIELDS	0-0	0-0	0-0
DAY GAMES	27-28	14-16	41-44
NIGHT GAMES	11-15	27-24	38-39
SHUTOUTS	5-4	5-4	10-8
EXTRA INNINGS	3-4	2-1	5-5
ONE-RUN DECISIONS	14-9	12-11	26-20
TWO-RUN DECISIONS	4-8	9-9	13-17

CUBS RECORD ENTERING	6TH	7TH	8TH	9TH
WHEN LEADING	54-12	60-11	64-5	69-3
WHEN TIED	13-5	11-9	10-12	7-6
WHEN TRAILING	12-66	8-63	5-66	3-74

© Games Won When Trailing Entering 9th: Last time it happened - 9/30/05 @ Houston (down 3-2 entering the 9th, won 4-3 on a Todd Walker pinch-hit RBI single).

COME-FROM-BEHIND WINS: 36
GAMES WON IN LAST AT-BAT: 13
GAMES LOST AFTER LEADING: 30
GAMES LOST IN LAST AT-BAT: 13

RECORD BY MONTH: April 12-11 ... May 14-13 ... June 14-13 ... July 13-15 ...
August 11-18 ... September 15-11 ... October 0-2
BEFORE ALL-STAR BREAK: 43-44
HIGH-WATER MARK: 6 over (33-27)
AFTER ALL-STAR BREAK: 36-39
NO. OF TIMES AT 500: 15 (most recently 54-54)
LOW-WATER MARK: 7 under (61-68, 62-69, 63-70)

CUBS	OPPS
DOUBLE PLAYS	136
TRIPLE PLAYS	0
LEFT ON BASE	1133
GRAND SLAMS	4
HOME RUNS - WRIGLEY FIELD	99
HOME RUNS - ROAD	95

Cubs Season Highs and Lows

CUBS

14 runs, 6/14 vs. Florida (14-0).....	Largest Winning Margin.....	10 runs (twice), most recently 6/24 @ Chicago-AL (12-2)
4 runs (twice), most recently 6/11 vs. Boston (down 4-0, won 7-6).....	Largest Come-from-behind Win.....	4 runs (twice), most recently 4/21 @ Cincinnati (down 5-1, won 9-6)
16, 4/4 @ Arizona.....	Most Runs.....	15, 6/15 vs. Florida
8, 8/28 vs. Florida (7th).....	Most Runs, Inning.....	8, 6/22 @ Milwaukee (2nd)
23, 4/4 @ Arizona.....	Most Hits.....	20, 6/15 vs. Florida
8, 6/4 @ San Diego (5th).....	Most Hits, Inning.....	7 (twice), most recently 6/22 @ Milwaukee (2nd)
1, 8/31 vs. Los Angeles.....	Fewest Hits.....	1 (three times), most recently 6/26 @ Chicago-AL
5, 7/18 @ Cincinnati.....	Most Home Runs.....	5, 7/31 vs. Arizona
3, 4/18 @ Cincinnati.....	Most Home Runs, Inning.....	3, 7/24 @ St. Louis (1st)
6 (twice), most recently 6/22 @ Milwaukee.....	Most Doubles.....	5 (three times), most recently 9/14 vs. Cincinnati
2, 7/1 vs. Washington.....	Most Triples.....	
10 (twice), most recently 6/14 vs. Florida.....	Most Extra-Base Hits.....	9, 6/15 vs. Florida
9, 7/10 @ Florida.....	Most Walks Drawn by Batters.....	12, 4/8 vs. Milwaukee (12 innings)
15 (three times), most recently 9/13 vs. Cincinnati (10 innings).....	Most Strikeouts by Pitchers.....	12 (twice), most recently 9/20 @ Milwaukee
3, 5/21 vs. Chicago-AL.....	Most Stolen Bases.....	5, 8/5 @ New York-NL
4 (twice), most recently 6/17 @ New York-AL.....	Most Double Plays Turned.....	4, 7/16 vs. Pittsburgh
3 (five times), most recently 7/29 vs. Arizona.....	Most Errors Committed.....	3 (four times), most recently 9/13 vs. Cincinnati
15, 9/13 vs. Cincinnati (10 innings).....	Most Left on Base.....	16, 4/8 vs. Milwaukee (12 innings)

OPPONENTS

Longest Winning Streak: 7 games.....	5/27-6/2
Longest Losing Streak: 8 games (twice).....	most recently 8/3-8/10
Most Runs, Both Clubs: 22.....	4/4 @ Arizona (Cubs 16, Diamondbacks 6)
Most Hits, Both Clubs: 35.....	4/4 @ Arizona (Cubs 23, Diamondbacks 12)
Most Home Runs, Both Clubs: 8.....	8/21 @ Colorado (Cubs 4, Rockies 4)
Most Strikeouts, Both Clubs: 24.....	4/8 vs. Milwaukee (12 Innings) (Cubs pitchers 12, Brewers pitchers 12)
Most Left on Base, Both Clubs: 27.....	4/8 vs. Milwaukee (12 Innings) (Cubs 11, Brewers 16)
Fewest Left on Base, Both Clubs: 5 (twice).....	most recently 8/22 vs. Atlanta (Cubs 4, Braves 1)
Consecutive Games With a HR: 10 (twice).....	most recently 8/9-8/19
Consecutive Games Without a Home Run: 5.....	7/30-8/4
Consecutive Errorless Games: 6 (twice).....	most recently 7/4-7/9
Shortest Game, Time: 2:00.....	5/8 vs. Philadelphia
Longest Game, Time: 4:28.....	4/8 vs. Milwaukee (12 Innings)
Nine Innings: 3:24 (twice).....	most recently 6/17 @ New York-AL
Most Innings: 12 (three times).....	most recently 7/3 vs. Washington
Largest Wrigley Field Crowd: 40,488.....	7/2 vs. Washington
Largest Road Crowd: 55,284.....	6/18 @ New York-AL
Series Sweeps: 4.....	most recently 9/2-9/4 @ Pittsburgh

INDIVIDUAL BATTING HIGHS

2-Homer Games (15): Barrett (6/7 vs. Toronto), Burnitz 2 (6/10 vs. Boston; 8/29 vs. Los Angeles), Lee 8 (4/27 vs. Cincinnati; 5/17 @ Pittsburgh; 5/27 vs. Colorado; 5/28 vs. Colorado; 6/23 @ Milwaukee; 7/18 @ Cincinnati; 8/11 vs. St. Louis; 8/28 vs. Florida), Patterson (5/10 vs. New York), Ramirez 2 (6/14 vs. Florida; 7/19 @ Cincinnati), Walker (7/18 @ Cincinnati)

Grand Slams (4): Ramirez (6/25 @ Chicago-AL), Hairston (7/15 vs. Pittsburgh), Perez (7/24 @ St. Louis), Burnitz (8/23 vs. Atlanta)

Three Consecutive Games with a Homer (2): Ramirez 2 (5/28-5/30 vs. Colorado @ Los Angeles; 7/17-7/19 vs. Pittsburgh @ Cincinnati)

Pinch-Hit Homers (2): Dubois (4/29 @ Houston off Backe), Walker (5/29 vs. Colorado off Acevedo)

Back-to-Back Homers:

Back-to-Back Homers (6): Patterson/Ramirez (4/18 @ Cincinnati off Belisle), Perez/Lee (5/27 vs. Colorado off Kennedy/Cortes), Walker/Lee (7/18 @ Cincinnati off Claussen), Lee/Ramirez (7/18 @ Cincinnati off Claussen), Lee/Burnitz (7/20 @ Cincinnati off Harang), Lee/Ramirez (8/21 @ Colorado off Fuentes)

Pitchers Hitting Homers (2): Maddux (6/10 vs. Boston), Zambrano (8/17 @ Houston)

Game-Opening Homers (3): Patterson (5/7 vs. Philadelphia), Hairston 2 (5/30 @ Los Angeles; 6/30 vs. Milwaukee)

Game-Ending Walkoff Homers (2): Patterson (4/27 vs. Cincinnati), Lee (5/11 vs. New York-10 Innings)

Longest Hitting Streak: 18 games.....
 Lee (4/17-5/7) || Most Runs Scored: 4 (twice)..... | most recently Lee (8/28 vs. Florida) |
Most Hits: 5.....	Lee (6/1 @ Los Angeles)
Most Total Bases: 11.....	Lee (5/17 @ Pittsburgh)
Most Extra-Base Hits 3 (eight times).....	most recently Burnitz (8/29 vs. Los Angeles)

Most Doubles: 3..... Ramirez (4/10 vs. Milwaukee-12 Innings)

Most Triples: 1 (many times)

Most RBI: 6..... Lee (4/27 vs. Cincinnati)

Most Stolen Bases: 1 (many times)

Most Walks: 4 (twice)..... most recently Hairston (9/13 vs. Cincinnati)

Most Strikeouts: 4 (three times)..... most recently Burnitz (9/27 vs. Pittsburgh)

2-Hit Inning: 2..... most recently Hairston (8/28 vs. Florida-7th)

INDIVIDUAL PITCHING HIGHS

Longest Winning Streak: 6 games..... Zambrano (8/12-9/18)

Longest Losing Streak: 7 games..... Rusch (6/12-8/31)

Complete-Game Shutouts: 2..... most recently Mitre (6/14 vs. Florida)

9.0-Inning Complete Games: 8..... most recently Maddux (9/27 vs. Pittsburgh)

Low-Hit Complete Game: 4..... Rusch (6/2 @ San Diego)

Longest Outing, Reliever: 4.1 Innings..... Hill (6/22 @ Milwaukee)

Most Strikeouts: 12..... Zambrano (7/22 @ St. Louis)

Reliever: 6 (twice)..... most recently Mitre (7/31 vs. Arizona)

Consecutive Strikeouts: 5 (twice)..... most recently Zambrano (9/8 @ San Francisco)

Consecutive Scoreless Innings: 18.0..... Mitre (6/3-6/19)

Reliever: 21.1..... Dempster (8/16-current)

Consecutive Save Situations Converted: 19..... Dempster (8/2-current)

Consecutive Batters Retired: 18..... Rusch (9/6 @ St. Louis)

Most Runs Allowed: 8 (twice)..... most recently Zambrano (6/22 @ Milwaukee)

Most Hits Allowed: 12..... Maddux (8/11 vs. St. Louis)

Most Homers Allowed: 3 (nine times)..... most recently Maddux (8/21 @ Colorado)

Most Walks Issued: 6 (four times)..... most recently Williams (9/25 vs. Houston)

Longest No-Hit Stretch at Start of Game: 6.0 Innings, Rusch (9/6 @ St. Louis)

Cubs Batting Statistics

BATTERS	AVG	G	AB	R	H	TB	2B	3B	HR	RBI	SH	SF	HP	BB	IBB	SO	SB	CS	GDP	E	SLG	OBP
Barrett,M	.276	133	424	48	117	203	32	3	16	61	2	4	7	40	3	61	0	3	7	6	.479	.345
Bartosh,C	.100	19	1	0	1	1	0	0	0	0	0	0	0	0	0	0	0	0	0	1	1.000	1.000
Blanco,H	.242	54	161	16	39	63	6	0	6	25	4	2	0	11	1	24	0	0	6	1	.391	.287
Burnitz,J	.258	160	605	84	156	263	31	2	24	87	1	5	3	57	3	109	5	4	12	5	.435	.322
Cedeno,R	.300	41	80	13	24	30	3	0	1	6	2	0	2	5	1	11	1	0	4	1	.375	.356
Dempster,R	.071	63	14	0	1	1	0	0	0	0	0	0	0	0	0	5	0	0	0	0	.071	.071
Dubois,J	.239	52	142	15	34	67	12	0	7	22	0	0	3	7	1	49	0	1	3	1	.472	.289
Fontenot,M	.000	7	2	4	0	0	0	0	0	0	0	0	1	2	0	0	0	0	0	0	.000	.600
Garciaparra,N	.283	62	230	28	65	104	12	0	9	30	0	3	2	12	0	24	0	0	6	12	.452	.320
Gerut,J	.071	11	14	1	1	2	1	0	0	0	0	0	0	2	0	3	0	0	0	0	.143	.188
Greenberg,A	.000	1	0	0	0	0	0	0	0	0	0	0	1	0	0	0	0	0	0	0	.000	1.000
Grieve,B	.250	23	20	1	5	5	0	0	0	1	0	0	0	5	1	7	0	0	0	0	.250	.400
Hairston,J	.261	114	380	51	99	140	25	2	4	30	7	0	12	31	0	46	8	9	5	7	.368	.336
Hill,R	.333	10	6	1	2	2	0	0	0	0	0	0	0	0	0	2	0	0	0	0	.333	.333
Hollandsworth,T	.254	107	268	23	68	104	17	2	5	35	1	2	1	18	1	53	4	4	4	2	.388	.301
Koronka,J	.000	4	4	0	0	0	0	0	0	0	0	0	0	1	0	3	0	0	0	0	.000	.200
Lawton,M	.244	19	78	8	19	24	2	0	1	5	0	0	1	4	0	8	1	0	3	1	.308	.289
Lee,D	.335	158	594	120	199	393	50	3	46	107	0	7	5	85	23	109	15	3	12	6	.662	.418
Leicester,J	.000	6	0	0	0	0	0	0	0	1	0	0	0	0	0	0	0	0	0	0	.000	.000
Macias,J	.254	112	177	15	45	56	8	0	1	13	4	3	0	6	0	24	4	3	6	4	.316	.274
RIGHT	.277		47		13	19	3	0	1	3	1	0	0	4	0	5			2		.404	.333
LEFT	.246		130		32	37	5	0	0	10	3	3	0	2	0	19			4		.285	.252
Maddux,G	.171	35	76	4	13	16	0	0	1	5	7	0	0	0	0	15	1	0	4	3	.211	.171
McClain,S	.143	13	14	1	2	3	1	0	0	1	0	0	0	2	0	2	0	0	1	0	.214	.250
Mitre,S	.364	21	11	2	4	5	1	0	0	1	1	0	0	0	0	1	0	0	0	0	.455	.364
Murton,M	.321	51	140	19	45	73	3	2	7	14	2	2	0	16	4	22	2	1	4	2	.521	.386
Novoa,R	.000	49	1	0	0	0	0	0	0	0	0	0	0	0	0	0	0	0	0	0	.000	.000
Patterson,C	.215	126	451	47	97	157	15	3	13	34	5	1	1	23	3	118	15	5	5	5	.348	.254
Perez,N	.274	154	572	59	157	219	33	1	9	54	12	4	3	18	3	47	8	4	22	12	.383	.298
RIGHT	.266		154		41	68	12	0	5	16	3	0	1	4	2	22			6		.442	.289
LEFT	.278		418		116	151	21	1	4	38	9	4	2	14	1	25			16		.361	.301
Prior,M	.229	27	48	5	11	13	2	0	0	3	6	0	0	2	0	14	0	0	0	1	.271	.260
Ramirez,A	.302	123	463	72	140	263	30	0	31	92	0	2	6	35	4	60	0	1	15	16	.568	.358
Rusch,G	.146	46	41	2	6	8	2	0	0	0	0	0	1	1	0	9	0	0	2	2	.195	.186
Soto,G	.000	1	1	0	0	0	0	0	0	0	0	0	0	0	0	0	0	0	0	0	.000	.000
Theriot,R	.154	9	13	3	2	3	1	0	0	0	0	0	0	1	0	2	0	0	0	0	.231	.214
Walker,T	.305	110	397	50	121	188	25	3	12	40	2	2	1	31	1	40	1	1	8	6	.474	.355
Wellemeier,T	.250	22	4	1	1	1	0	0	0	0	0	0	0	0	0	2	0	0	0	0	.250	.250
Williams,J	.100	18	30	1	3	4	1	0	0	0	6	0	0	0	0	16	0	0	0	1	.133	.100
Wilson,E	.136	15	22	1	3	5	2	0	0	0	0	0	0	3	0	1	0	0	0	1	.227	.240
RIGHT	.333		3		1	2	1	0	0	0	0	0	0	1	0	0			0		.667	.500
LEFT	.105		19		2	3	1	0	0	0	0	0	0	2	0	1			0		.158	.190
Wood,K	.111	21	18	0	2	4	2	0	0	2	2	0	0	1	0	6	0	0	0	2	.222	.158
Wuertz,M	.000	75	2	0	0	0	0	0	0	0	0	0	0	0	0	2	0	0	0	0	.000	.000
Zambrano,C	.300	34	80	8	24	37	6	2	1	6	4	0	0	0	0	25	0	0	2	2	.463	.300
RIGHT	.273		22		6	6	0	0	0	3	0	0	0	0	0	10			1		.273	.273
LEFT	.310		58		18	31	6	2	1	6	1	0	0	0	0	15			1		.534	.310
PITCHERS	.202	162	336	24	68	92	14	2	2	17	27	0	1	5	0	100	1	0	8	13	.274	.216
CUBS TOTALS	.270	162	5584	703	1506	2457	323	23	194	674	69	37	50	419	49	920	65	39	131	101	.440	.324
OPPONENTS	.250	162	5435	714	1357	2211	258	19	186	683	84	40	50	576	48	1256	90	40	118	102	.407	.325

CUBS RUNS SCORED BREAKDOWNS

RECORD BY RUNS	0	1	2	3	4	5	6	7	8	9	10+
CUBS SCORE	0-8	0-17	8-13	9-16	17-13	13-6	5-7	6-2	5-0	5-1	11-0
CUBS ALLOW	10-0	13-1	18-4	19-7	7-13	5-13	6-12	1-7	0-9	0-11	0-6
SCORING BY INNINGS	1	2	3	4	5	6	7	8	9	X-INN	TOTAL
CUBS	58	79	75	101	63	121	72	72	52	10	703
OPPONENTS	91	88	61	71	115	65	74	85	53	11	714

Cubs Pinch Hitting

BATTERS	AVG	G	AB	H	2B	3B	HR	RBI	BB	SO
Barrett,M	.231	15	13	3	0	0	0	1	1	5
Burnitz,J	.000	2	2	0	0	0	0	0	0	1
Cedeno,R	.273	12	11	3	0	0	0	0	1	2
Dubois,J	.167	12	12	2	1	0	1	2	0	5
Fontenot,M	.000	5	2	0	0	0	0	0	2	0
Garcia,parra,N	.000	2	1	0	0	0	0	0	0	1
Gerut,J	.000	7	6	0	0	0	0	0	1	2
Greenberg,A	.000	1	0	0	0	0	0	0	0	0
Grieve,B	.278	22	18	5	0	0	0	1	4	6
Hairston,J	.200	15	15	3	1	1	0	1	0	0
Hollandsworth,T	.269	28	26	7	2	0	0	6	1	8

BATTERS	AVG	G	AB	H	2B	3B	HR	RBI	BB	SO
Macias,J	.185	59	54	10	3	0	0	5	2	10
McClain,S	.200	6	5	1	1	0	0	1	1	0
Murton,M	.200	12	10	2	0	0	0	1	2	5
Patterson,C	.000	9	9	0	0	0	0	0	0	6
Perez,N	.000	8	8	0	0	0	0	1	0	0
Ramirez,Ar	.250	4	4	1	0	0	0	1	0	2
Soto,G	.000	1	1	0	0	0	0	0	0	0
Theriot,R	.250	5	4	1	0	0	0	0	1	2
Walker,T	.333	9	9	3	0	0	1	2	0	1
Wilson,E	.200	6	5	1	1	0	0	0	1	1
TOTALS	.195	215	42	9	1	2	22	17	57	

Cubs Lineup Breakdowns

- 1 – Hairston 76, Patterson 29, Perez 26, Lawton 18, Macias 8, Murton 2, Theriot 2, Gerut 1
 2 – Perez 65, Walker 61, Patterson 18, Cedeno 6, Hairston 5, Hollandsworth 3, Macias 2, Lawton 1, Wilson 1
 3 – Lee 135, Garcia,parra 12, Patterson 7, Ramirez 6, Walker 2
 4 – Ramirez 66, Burnitz 61, Garcia,parra 22, Lee 9, Barrett 3, Dubois 1
 5 – Burnitz 54, Ramirez 46, Garcia,parra 21, Barrett 15, Dubois 10, Murton 5, Walker 5, Lee 4, Hollandsworth 1, McClain 1
 6 – Burnitz 36, Walker 29, Barrett 24, Hollandsworth 19, Patterson 12, Dubois 10, Lee 10, Murton 9, Perez 6, Garcia,parra 4, Macias 2, Gerut 1
 7 – Hollandsworth 35, Perez 34, Barrett 21, Patterson 20, Dubois 14, Murton 11, Macias 8, Cedeno 7, Burnitz 5, Blanco 2, Hairston 2, Grieve 1, McClain 1, Walker 1
 8 – Barrett 52, Blanco 44, Patterson 25, Murton 11, Hairston 8, Macias 6, Perez 6, Cedeno 4, Hollandsworth 4, Wilson 2
 9 – Maddux 34, Zambrano 32, Prior 26, Rusch 18, Williams 17, Wood 10, Dempster 6, Mitre 5, Hill 4, Dubois 3, Koronka 3, Blanco 2, Leicester 1, Wilson 1
 C – Barrett 114, Blanco 48
 1B – Lee 158, Walker 3, McClain 1
 2B – Walker 93, Hairston 36, Perez 18, Macias 11, Theriot 2, Wilson 2
 3B – Ramirez 119, Garcia,parra 34, Macias 7, McClain 1, Wilson 1
 SS – Perez 118, Garcia,parra 25, Cedeno 17, Wilson 1
 LF – Hollandsworth 60, Murton 38, Dubois 35, Lawton 17, Hairston 10, Gerut 1, Grieve 1
 CF – Patterson 111, Hairston 44, Macias 5, Burnitz 2
 RF – Burnitz 153, Macias 3, Hollandsworth 2, Lawton 2, Gerut 1, Hairston 1
 P – Maddux 35, Zambrano 33, Prior 27, Rusch 19, Williams 17, Wood 10, Mitre 7, Dempster 6, Hill 4, Koronka 3, Leicester 1
 DH – Dubois 3, Walker 2, Barrett 1

CUBS 2005 BATTING/PITCHING LEADERS

Batting Average: Derrek Lee	.335	On-Base Percentage: Derrek Lee	.418
Games: Jeromy Burnitz	160	Pinch Hits: Jose Macias	10
At-Bats: Jeromy Burnitz	605	Pinch Hit Homers: Jason Dubois/Todd Walker	1
Runs Scored: Derrek Lee	120	Pinch Hit RBI: Todd Hollandsworth	6
Hits: Derrek Lee	199		
Total Bases: Derrek Lee	393	Victories: Carlos Zambrano	14
Extra-Base Hits: Derrek Lee	99	ERA (starter – league qualifier): Carlos Zambrano	3.26
Singles: Neifi Perez	114	ERA (reliever): Ryan Dempster	1.85
Doubles: Derrek Lee	50	Games: Michael Wuertz	75
Triples: Michael Barrett, Derrek Lee, Corey Patterson, Todd Walker	3	Games Started: Greg Maddux	35
Home Runs: Derrek Lee	46	Complete Games: Greg Maddux	3
Runs Batted In: Derrek Lee	107	Games Finished: Ryan Dempster	53
Sacrifice Hits: Neifi Perez	12	Saves: Ryan Dempster	33
Sacrifice Flies: Derrek Lee	7	Holds: Michael Wuertz	18
Walks: Derrek Lee	85	Innings Pitched (starter): Greg Maddux	225.0
Strikeouts: Corey Patterson	118	Innings Pitched (reliever): Michael Wuertz	75.2
Stolen Bases: Derrek Lee, Corey Patterson	15	Strikeouts: Carlos Zambrano	202
Slugging Percentage: Derrek Lee	.662	Winning Percentage: Carlos Zambrano	.700 (14-6)

2005 WRIGLEY FIELD WIND TRENDS

	BLOWING IN (N, E, NE)	BLOWING OUT (S, W, SW)	CROSSWIND (SE, NW)	OVERALL
No. Games	45	28	8	81
Cubs Record	19-26	15-13	4-4	38-43
Cubs Runs	162	152	40	354
Opponents Runs	178	139	43	360
Total Runs Scored	340	291	83	714
Avg/Game	7.6	10.4	10.4	8.8
Cubs Homers	39	46	14	99
Opponents Homers	39	45	12	96

Cubs Pitching Statistics

PITCHERS	W-L	ERA	G	GS	CG	GF	SHO	SV	IP	H	R	ER	HR	HB	BB	IBB	SO	WP	BK	AVG
Bartosh,C	0-2	5.49	19	0	0	7	0	0	19.2	23	13	12	7	2	11	0	15	0	0	.307
Borowski,J	0-0	6.55	11	0	0	3	0	0	11.0	12	8	8	5	0	1	0	11	0	0	.261
Dempster,R	5-3	3.13	63	6	0	53	0	33	92.0	83	35	32	4	4	49	7	89	4	0	.242
Fox,C	0-0	6.75	11	0	0	4	0	1	8.0	8	6	6	2	0	8	0	11	0	0	.276
Hawkins,L	1-4	3.32	21	0	0	12	0	4	19.0	18	9	7	4	0	7	0	13	0	0	.250
Hill,R	0-2	9.13	10	4	0	1	0	0	23.2	25	24	24	3	1	17	1	21	0	0	.260
Koronka,J	1-2	7.47	4	3	0	1	0	0	15.2	19	13	13	2	0	8	0	10	1	2	.284
Leicester,J	0-2	9.00	6	1	0	2	0	0	9.0	11	10	9	2	2	9	0	7	1	0	.324
Maddux,G	13-15	4.24	35	35	3	0	0	0	225	239	112	106	29	7	36	4	136	8	0	.275
Mitre,S	2-5	5.37	21	7	1	7	1	0	60.1	62	37	36	11	3	23	2	37	5	0	.261
Novoa,R	4-5	4.43	49	0	0	11	0	0	44.2	47	22	22	4	0	25	6	47	4	1	.264
Ohman,W	2-2	2.91	69	0	0	13	0	0	43.1	32	14	14	6	3	24	3	45	6	1	.201
Prior,M	11-7	3.67	27	27	1	0	0	0	166.2	143	73	68	25	4	59	2	188	4	1	.227
Remlinger,M	0-3	4.91	35	0	0	7	0	0	33.0	31	19	18	5	2	12	2	30	0	0	.250
Rusch,G	9-8	4.52	46	19	1	6	1	0	145.1	175	79	73	14	1	53	8	111	1	1	.302
Van Buren,J	0-2	3.00	6	0	0	1	0	0	6.0	2	2	2	0	0	9	2	3	0	0	.118
Wellemeyer,T	2-1	6.12	22	0	0	6	0	1	32.1	32	23	22	7	0	22	1	32	3	0	.264
Williams,J	6-8	3.91	18	17	0	0	0	0	106.0	98	50	46	12	9	45	0	59	2	0	.253
Williamson,S	0-0	5.65	17	0	0	4	0	0	14.1	15	9	9	3	2	6	0	23	4	1	.273
Wood,K	3-4	4.23	21	10	0	4	0	0	66.0	52	32	31	14	2	26	0	77	0	0	.215
Wuertz,M	6-2	3.81	75	0	0	12	0	0	75.2	60	36	32	6	0	40	7	89	7	0	.219
Zambrano,C	14-6	3.26	33	33	2	0	0	0	223.1	170	88	81	21	8	86	3	202	7	0	.212
CUBS TOTALS	79-83	4.19	162	162	8	154	10	39	1440.0	1357	714	671	186	50	576	48	*1256	57	7	.250
OPPONENTS	83-79	4.14	162	162	9	153	8	38	1441.2	1506	703	663	194	50	419	49	920	55	1	.270

*Led League

Cubs Pitching Statistics

STARTERS	W-L	ERA	GS	CG	SHO	IP	H	R	ER	HR	BB	SO
Dempster,R	1-3	5.35	6	0	0	33.2	37	21	20	3	22	36
Hill,R	0-2	9.98	4	0	0	15.1	21	17	17	3	10	12
Koronka,J	1-2	7.63	3	0	0	15.1	19	13	13	2	8	10
Leicester,J	0-0	12.00	1	0	0	3.0	5	4	4	2	1	3
Maddux,G	13-15	4.24	35	3	0	225.0	239	112	106	29	36	136
Mitre,S	2-3	5.19	7	1	1	43.1	42	26	25	4	14	19
Prior,M	11-7	3.67	27	1	0	166.2	143	73	68	25	59	188
Rusch,G	7-7	4.32	19	1	1	110.1	128	58	53	10	35	77
Williams,J	6-8	3.98	17	0	0	104.0	98	50	46	12	44	57
Wood,K	3-3	4.67	10	0	0	54.0	48	29	28	12	21	60
Zambrano,C	14-6	3.26	33	2	0	223.1	170	88	81	21	86	202
TOTALS	58-56	4.17	162	8	2	994.0	950	491	461	123	336	800

RELIEVERS	W-L	ERA	G/1BR	GF	SV/OPP/H	IP	H	R	ER	HR	BB	SO	IR/IRS
Bartosh,C	0-2	5.49	19/7	7	0/0/1	19.2	23	13	12	7	11	15	6/1
Borowski,J	0-0	6.55	11/8	3	0/0/1	11.0	12	8	8	5	1	11	8/6
Dempster,R	4-0	1.85	57/40	53	33/35/0	58.1	46	14	12	1	27	53	10/6
Fox,C	0-0	6.75	11/8	4	1/1/3	8.0	8	6	6	2	8	11	9/4
Hawkins,L	1-4	3.32	21/18	12	4/8/0	19.0	18	9	7	4	7	13	4/1
Hill,R	0-0	7.56	6/4	1	0/0/0	8.1	4	7	7	0	7	9	4/1
Koronka,J	0-0	0.00	1/1	1	0/0/0	0.1	0	0	0	0	0	0	2/0
Leicester,J	0-2	7.50	5/2	2	0/0/0	6.0	6	6	5	0	8	4	5/0
Mitre,S	0-2	5.82	14/7	7	0/0/0	17.0	20	11	11	7	9	18	13/4
Novoa,R	4-5	4.43	49/32	11	0/5/14	44.2	47	22	22	4	25	47	25/7
Ohman,W	2-2	2.91	69/48	13	0/3/13	43.1	32	14	14	6	24	45	47/12
Remlinger,M	0-3	4.91	35/13	7	0/1/5	33.0	31	19	18	5	12	30	19/6
Rusch,G	2-1	5.14	27/18	6	0/1/3	35.0	47	21	20	4	18	34	13/5
Van Buren,J	0-2	3.00	6/3	1	0/0/0	6.0	2	2	2	0	9	3	0/0
Wellemeyer,T	2-1	6.12	22/12	6	1/1/3	32.1	32	23	22	7	22	32	20/7
Williams,J	0-0	0.00	1/0	0	0/0/1	2.0	0	0	0	0	1	2	0/0
Williamson,S	0-0	5.65	17/7	4	0/0/3	14.1	15	9	9	3	6	23	2/0
Wood,K	0-1	2.25	11/10	4	0/0/4	12.0	4	3	3	2	5	17	0/0
Wuertz,M	6-2	3.81	75/52	12	0/3/18	75.2	60	36	32	6	40	89	50/14
TOTALS	21-27	4.24	457/290	154	39/58/69	446.0	407	223	210	63	240	456	237/74
			63.5%		70.6%								31.2%

Cubs Fielding Statistics

PITCHERS	PCT	G	GS	PO	A	E	TC	DP	TP
Bartosh, C	1.000	19	0	1	0	0	1	1	0
Borowski, J	1.000	11	0	2	0	0	2	0	0
Dempster, R	1.000	63	6	3	17	0	20	1	0
Fox, C	1.000	11	0	1	0	0	1	0	0
Hawkins, L	.833	21	0	1	4	1	6	1	0
Hill, R	1.000	4	1	1	0	2	0	0	0
Koronka, J	1.000	4	3	1	2	0	3	0	0
Leicester, J	1.000	6	1	0	1	0	1	0	0
Maddux, G	.958	35	35	19	49	3	71	6	0
Mitre, S	1.000	21	7	7	12	0	19	1	0
Novoa, R	1.000	49	0	1	2	0	3	0	0
Ohman, W	1.000	69	0	3	3	0	6	0	0
Prior, M	.947	27	27	9	9	1	19	0	0
Remlinger, M	1.000	35	0	1	5	0	6	0	0
Rusch, G	.913	46	19	4	17	2	23	2	0
VanBuren, J	.000	6	0	0	0	1	1	0	0
Wellemeier, T	1.000	22	0	1	2	0	3	0	0
Williams, J	.967	18	17	6	23	1	30	3	0
Williamson, S	1.000	17	0	0	1	0	1	0	0
Wood, K	.750	21	10	3	3	2	8	0	0
Wuertz, M	1.000	75	0	2	7	0	9	2	0
Zambrano, C	.965	33	33	21	34	2	57	4	0

Pickoffs (9): Williams 3, Zambrano 3, Mitre 1, Rusch 1, Wood 1

CATCHERS	PCT	G	GS	PO	A	E	TC	DP	TP	PB
Barrett, M	.994	122	114	870	51	6	927	8	0	4
Blanco, H	.998	54	48	407	31	1	439	2	0	2

Caught Stealing (39 of 129): Barrett (20 of 90), Blanco (19 of 39)

Pickoffs (1): Barrett 1

FIRST BASEMEN	PCT	G	GS	PO	A	E	TC	DP	TP
Hollandsworth, T	1.000	1	0	3	0	0	3	0	0
Lee, D	.996	158	158	1322	122	6	1450	118	0
McClain, S	1.000	4	1	16	0	0	16	1	0
Walker, T	1.000	4	3	26	4	0	30	4	0
Wilson, E	1.000	3	0	7	0	0	7	1	0

SECOND BASEMEN	PCT	G	GS	PO	A	E	TC	DP	TP
Cedeno, R	1.000	1	0	0	1	0	1	0	0
Hairston, J	.973	44	36	69	111	5	185	23	0
Macias, J	1.000	20	11	27	34	0	61	8	0
Perez, N	.975	26	18	32	47	2	81	10	0
Theriot, R	1.000	3	2	3	9	0	12	0	0
Walker, T	.985	97	93	164	243	6	413	44	0
Wilson, E	.929	5	2	4	9	1	14	5	0

THIRD BASEMEN	PCT	G	GS	PO	A	E	TC	DP	TP
Garciparra, N	.934	34	34	20	65	6	91	1	0
Macias, J	.913	23	7	6	15	2	23	1	0
McClain, S	1.000	3	1	1	1	0	2	0	0
Perez, N	1.000	4	0	0	1	0	1	0	0
Ramirez, A	.947	119	119	70	218	16	304	14	0
Wilson, E	.000	1	1	0	0	0	0	0	0

SHORTSTOPS	PCT	G	GS	PO	A	E	TC	DP	TP
Cedeno, R	.986	29	18	30	39	1	70	8	0
Garciparra, N	.939	26	25	41	51	6	98	16	0
Hairston, J	1.000	1	0	1	1	0	2	1	0
Perez, N	.982	130	118	175	385	10	570	81	0
Wilson, E	1.000	3	1	2	6	0	8	1	0

OUTFIELDERS	PCT	G	GS	PO	A	E	TC	DP	TP
Burnitz, J	.984	160	155	311	6	5	322	1	0
Dubois, J	.980	38	35	47	2	1	50	0	0
Gerut, J	1.000	5	2	9	0	0	9	0	0
Grieve, B	.000	1	1	0	0	0	0	0	0
Hairston, J	.983	62	55	114	3	2	119	0	0
Hollandsworth, T	.980	95	62	96	2	2	100	0	0
Lawton, M	.971	19	19	33	0	1	34	0	0
Macias, J	.933	20	8	26	2	2	30	0	0
Murton, M	.969	43	38	62	1	2	65	1	0
Patterson, C	.980	122	111	239	6	5	250	2	0

MAJOR LEAGUE STANDINGS

N.L. CENTRAL				N.L. EAST				N.L. WEST			
W-L	PCT	GB		W-L	PCT	GB		W-L	PCT	GB	
St. Louis	100-62	.617	-	Atlanta	90-72	.556	-	San Diego	82-80	.506	-
Houston (WC)	89-73	.549	11.0	Philadelphia	88-74	.543	2.0	Arizona	77-85	.475	5.0
Milwaukee	81-81	.500	19.0	Florida	83-79	.512	7.0	San Francisco	75-87	.463	7.0
CUBS	79-83	.488	21.0	New York	83-79	.512	7.0	Los Angeles	71-91	.438	11.0
Cincinnati	73-89	.451	27.0	Washington	81-81	.500	9.0	Colorado	67-95	.414	15.0
Pittsburgh	67-95	.414	33.0								
A.L. CENTRAL				A.L. EAST				A.L. WEST			
W-L	PCT	GB		W-L	PCT	GB		W-L	PCT	GB	
Chicago	99-63	.611	-	New York	95-67	.586	-	Los Angeles	95-67	.586	-
Cleveland	93-69	.574	6.0	Boston (WC)	95-67	.586	-	Oakland	88-74	.543	7.0
Minnesota	83-79	.512	16.0	Toronto	80-82	.494	15.0	Texas	79-83	.488	16.0
Detroit	71-91	.438	28.0	Baltimore	74-88	.457	21.0	Seattle	69-93	.426	26.0
Kansas City	56-106	.346	43.0	Tampa Bay	67-95	.414	28.0				

National League Batting/Pitching/Fielding

CLUBS	AVG	G	AB	R	H	TB	2B	3B	HR	RBI	SH	SF	HP	BB	IBB	SO	SB	CS	GDP	LOB	SLG	OBP
FLORIDA	.272	162	5502	717	1499	2253	306	32	128	678	82	50	67	512	61	918	96	38	144	1181	.409	.339
ST. LOUIS	.270	162	5538	805	1494	2343	287	26	170	757	77	35	62	534	60	947	83	36	127	1152	.423	.339
CHICAGO	.270	162	5584	703	1506	2457	323	23	194	674	69	37	50	419	49	920	65	39	131	1133	.440	.324
PHILADELPHIA	.270	162	5542	807	1494	2347	282	35	167	760	62	46	56	639	76	1083	116	27	107	1251	.423	.348
COLORADO	.267	162	5542	740	1477	2275	280	34	150	704	88	34	64	509	36	1103	65	32	125	1197	.411	.333
ATLANTA	.265	162	5486	769	1453	2387	308	37	184	733	75	46	45	534	56	1084	92	32	146	1114	.435	.333
SAN FRANCISCO	.261	162	5462	649	1427	2162	299	26	128	617	91	44	49	431	26	901	71	35	147	1093	.396	.319
CINCINNATI	.261	163	5565	820	1453	2484	335	15	222	784	43	39	62	611	42	1303	72	23	116	1176	.446	.339
MILWAUKEE	.259	162	5448	726	1413	2303	327	19	175	689	66	38	73	531	55	1162	79	34	137	1120	.423	.331
PITTSBURGH	.259	162	5573	680	1445	2230	292	38	139	656	56	49	72	471	38	1092	73	30	130	1193	.400	.322
NEW YORK	.258	162	5505	722	1421	2289	279	32	175	683	69	38	48	486	49	1075	153	40	103	1122	.416	.322
SAN DIEGO	.257	162	5502	684	1416	2153	269	39	130	655	72	48	49	600	41	977	99	44	122	1220	.391	.333
HOUSTON	.256	163	5462	693	1400	2228	281	32	161	654	82	42	72	481	43	1037	115	44	116	1136	.408	.322
ARIZONA	.256	162	5550	696	1419	2337	291	27	191	670	71	45	55	606	51	1094	67	26	132	1247	.421	.332
LOS ANGELES	.253	162	5433	685	1374	2147	284	21	149	653	57	33	67	541	30	1094	58	35	139	1135	.395	.326
WASHINGTON	.252	162	5426	639	1367	2093	311	32	117	615	91	45	89	491	55	1090	45	45	130	1137	.386	.322
TOTALS	.262		88120		23058		4754		2580		1151		980		768		1349		2052		.414	
		1297		11535		36488		468		10982		669		8396		16880		560		18607		.330

CLUBS	W-L	ERA	G	CG	SHO	REL	SV	IP	H	R	ER	HR	HB	BB	IBB	SO	WP	BK	AVG
ST. LOUIS	100-62	3.49	162	15	14	436	48	1445.2	1399	634	560	153	60	443	27	974	41	5	.257
HOUSTON	89-73	3.51	163	6	11	434	45	1443.0	1336	609	563	155	59	440	29	1164	38	8	.246
NEW YORK	83-79	3.76	162	8	11	392	38	1435.2	1390	648	599	135	56	491	43	1012	32	4	.255
WASHINGTON	81-81	3.87	162	4	9	470	51	1458.0	1456	673	627	140	72	539	77	997	49	8	.262
MILWAUKEE	81-81	3.97	162	7	6	395	46	1438.0	1382	697	635	169	45	569	52	1173	66	8	.251
ATLANTA	90-72	3.98	162	8	12	484	38	1443.2	1487	674	639	145	32	520	52	929	42	5	.268
SAN DIEGO	82-80	4.13	162	4	8	456	45	1455.1	1452	726	668	146	46	503	45	1133	36	3	.259
FLORIDA	83-79	4.16	162	14	15	449	42	1442.1	1459	732	666	116	65	563	57	1125	45	3	.266
CHICAGO	79-83	4.19	162	8	10	457	39	1440.0	1357	714	671	186	50	576	48	1256	57	7	.250
PHILADELPHIA	88-74	4.21	162	4	6	442	40	1435.0	1379	726	672	189	72	487	51	1159	36	9	.253
SAN FRANCISCO	75-87	4.33	162	4	8	511	46	1444.1	1456	745	695	151	42	592	42	972	38	3	.263
LOS ANGELES	71-91	4.38	162	6	9	458	40	1427.1	1434	755	695	182	64	471	34	1004	36	6	.263
PITTSBURGH	67-95	4.42	162	4	14	451	35	1436.0	1456	769	706	162	65	612	65	958	53	4	.267
ARIZONA	77-85	4.84	162	6	10	458	45	1456.1	1580	856	783	193	62	537	43	1038	58	5	.278
COLORADO	67-95	5.13	162	4	4	459	37	1418.2	1600	862	808	175	84	604	54	981	65	6	.287
CINCINNATI	73-89	5.15	163	2	1	491	31	1433.0	1657	889	820	219	80	492	47	955	53	3	.290
TOTALS	1286-1306	4.22	1297	104	148	7243	666	23052.1	23280	11709	10807	2616	954	8439	766	16830	745	87	.264

CLUBS	PCT	G	PO	A	E	TC	DP	TP	PB
ATLANTA	.986	162	4331	1802	86	6219	170	0	8
HOUSTON	.985	163	4329	1700	89	6118	146	0	6
SAN FRANCISCO	.985	162	4333	1630	90	6053	146	0	5
PHILADELPHIA	.985	162	4305	1608	90	6003	132	0	12
ARIZONA	.985	162	4369	1794	94	6257	159	0	11
WASHINGTON	.985	162	4374	1548	92	6014	156	0	7
ST. LOUIS	.984	162	4337	1951	100	6388	196	1	12
CHICAGO	.983	162	4320	1658	101	6079	136	0	6
FLORIDA	.983	162	4327	1659	103	6089	177	0	9
LOS ANGELES	.983	162	4282	1727	106	6115	141	0	9
CINCINNATI	.983	163	4299	1587	104	5990	133	0	9
NEW YORK	.983	162	4307	1657	106	6070	146	0	5
SAN DIEGO	.982	162	4366	1529	109	6004	136	0	12
PITTSBURGH	.981	162	4308	1803	117	6228	193	0	16
COLORADO	.981	162	4256	1706	118	6080	158	0	14
MILWAUKEE	.980	162	4314	1482	119	5915	139	0	8
TOTALS	.983	1297	69157	26841	1624	97622	2464	1	149

National League Batting Rankings

CLUBS	AVG	AB	R	H	TB	2B	3B	HR	RBI	SH	SF	HP	BB	SO	SB	CS	GDP	LOB	SLG	OBP
ARIZONA	14	4	10	11	6	9	10	3	10	9	6	11	3	7	12	2	11	15	7	8
ATLANTA	6	11	4	6	3	5	3	4	4	7	4	16	6	9	6	5	15	2	3	7
CHICAGO	3	1	9	1	2	3	13	2	9	10	13	12	16	3	13	12	10	5	2	11
CINCINNATI	-8	3	1	6	1	1	16	1	1	16	10	8	2	16	10	1	3	10	1	4
COLORADO	5	5	5	5	9	14	5	10	5	3	15	7	10	14	13	5	6	13	9	5
FLORIDA	1	9	8	2	10	6	6	14	8	4	1	5	9	2	5	11	14	11	10	2
HOUSTON	13	12	11	14	12	13	6	9	13	4	9	3	13	6	3	14	3	7	11	13
LOS ANGELES	15	15	12	15	15	11	14	11	14	14	16	5	5	12	15	8	13	6	14	10
MILWAUKEE	9	14	6	13	7	2	15	5	6	12	11	2	8	15	8	7	12	3	6	9
NEW YORK	11	8	7	10	8	15	6	5	7	10	11	15	12	7	1	13	1	4	8	15
PHILADELPHIA	4	5	2	3	4	12	4	8	2	13	4	10	1	8	2	3	2	16	4	1
PITTSBURGH	10	2	14	8	11	8	2	12	11	15	2	3	14	11	9	4	8	12	12	12
SAN DIEGO	12	9	13	12	14	16	1	13	12	8	3	13	4	5	4	14	5	14	15	6
SAN FRANCISCO	7	12	15	9	13	7	11	14	15	1	8	13	15	1	11	8	16	1	13	16
ST. LOUIS	2	7	3	3	5	10	11	7	3	6	14	8	6	4	7	10	7	9	5	3
WASHINGTON	16	16	16	16	16	4	6	16	16	1	6	1	11	10	16	16	8	8	16	14

National League Pitching Rankings

CLUBS	W	L	ERA	CG	SHO	REL	SV	IP	H	R	ER	HR	SH	SF	HB	BB	IBB	SO	WP	BK
ARIZONA	11	6	14	7	7	6	5	2	14	14	14	15	11	10	9	9	5	7	14	7
ATLANTA	2	15	6	3	4	3	12	6	13	5	6	4	3	1	1	8	11	16	8	7
CHICAGO	10	7	9	3	7	8	11	9	2	7	9	13	15	7	5	13	9	1	13	12
CINCINNATI	13	4	16	16	16	2	16	14	16	16	16	6	13	15	6	8	15	11	1	1
COLORADO	15	1	15	10	15	5	14	16	15	15	15	11	8	15	16	15	13	11	15	10
FLORIDA	5	11	8	2	1	11	8	8	12	10	7	1	13	9	11	11	14	6	9	1
HOUSTON	3	14	2	7	5	14	5	7	1	1	2	8	3	2	7	1	2	3	5	13
LOS ANGELES	14	3	12	7	9	6	9	15	7	12	11	12	16	6	10	3	3	9	2	10
MILWAUKEE	8	8	5	6	13	15	3	10	4	6	5	10	2	2	3	12	11	2	16	13
NEW YORK	5	11	3	3	5	16	12	12	5	3	3	2	14	4	6	5	5	8	1	5
PHILADELPHIA	4	13	10	10	13	12	9	13	3	8	10	14	7	8	13	4	10	4	2	16
PITTSBURGH	15	1	13	10	2	10	15	11	9	13	13	9	10	16	11	16	15	14	11	5
SAN DIEGO	7	10	7	10	11	9	5	3	8	8	8	5	1	10	4	7	7	5	2	1
SAN FRANCISCO	12	5	11	10	11	1	3	5	9	11	11	6	9	13	2	14	4	13	5	1
ST. LOUIS	1	16	1	1	2	13	2	4	6	2	1	7	3	5	8	2	1	12	7	7
WASHINGTON	8	8	4	10	9	4	1	1	9	4	4	3	12	12	13	10	16	10	13	13

National League Miscellaneous

CLUBS	VS. LHS	VS. RHS	GRASS	TURF	DAY	NIGHT	1-RUN	X-INN	VS. A.L.	TWINBILLS	HOME	ROAD
ARIZONA	18-23	59-62	77-85	0-0	24-20	53-65	28-18	8-7	8-10	0-1-0	2,059,424	2,585,820
ATLANTA	22-16	68-56	90-72	0-0	25-23	65-49	23-20	6-7	7-8	0-0-1	2,521,167	2,653,372
CHICAGO	24-27	55-56	79-83	0-0	41-44	38-39	26-20	5-5	6-9	0-0-1	3,099,992	2,953,637
CINCINNATI	24-29	49-60	89-73	0-0	27-22	46-67	21-18	5-2	7-8	0-0-2	1,943,067	2,596,780
COLORADO	18-25	49-70	67-95	0-0	22-30	45-65	25-24	4-4	6-9	1-0-0	1,914,389	2,541,565
FLORIDA	21-16	62-63	80-79	3-0	24-21	59-58	20-23	5-9	10-5	0-1-0	1,852,608	2,628,299
HOUSTON	25-24	64-49	89-73	0-0	22-23	67-50	25-21	4-4	7-8	1-0-1	2,804,760	2,451,857
LOS ANGELES	16-22	55-69	71-91	0-0	20-25	51-66	20-23	7-5	5-13	0-0-0	3,603,646	2,638,094
MILWAUKEE	27-20	54-61	77-76	4-5	30-27	51-54	21-21	3-8	8-7	0-0-0	2,211,023	2,376,690
NEW	18-21	65-58	83-79	0-0	26-26	57-53	21-24	8-6	5-10	0-0-1	2,829,929	2,836,304
PHILADELPHIA	29-19	59-55	88-74	0-0	34-20	54-54	21-23	6-4	7-8	1-0-0	2,665,304	2,372,049
PITTSBURGH	19-27	48-68	67-95	0-0	21-31	46-64	15-28	4-8	5-7	0-1-1	1,817,245	2,674,131
SAN DIEGO	21-23	61-57	80-79	2-1	24-27	58-53	29-20	9-8	7-11	0-0-1	2,869,787	2,531,415
SAN FRANCISCO	24-20	51-67	73-86	2-1	22-30	53-57	27-25	4-7	6-12	0-0-1	3,181,023	2,536,371
ST. LOUIS	32-20	68-42	96-60	4-2	33-26	67-36	21-25	5-3	10-5	0-0-0	3,538,988	2,479,590
WASHINGTON	23-23	58-58	80-79	1-2	25-30	56-51	30-31	6-11	12-6	0-0-1	2,731,993	2,564,178

BATTING RECORDS

Cubs Yearly Batting Since 1876

YEAR	G	AVG	AB	R	H	TB	2B	3B	HR	RBI	SH	SF	HBP	BB	IBB	SO	SB	CS	GDP	LOB	E	SLG	OBP	
1876	66	.329	*2818	*624	*926	*1145	*131	32	8	441	-	-	-	*70	-	45	-	-	-	-	282	*.406	*.353	
1877	60	.278	2273	366	633	772	79	30	0	248	-	-	-	57	-	111	-	-	-	-	313	.340	.296	
1878	61	*.290	*2333	*371	*677	*817	91	20	3	284	-	-	-	*88	-	157	-	-	-	-	304	*.350	*.316	
1879	83	.259	3116	437	808	1048	*167	32	3	293	-	-	-	73	-	294	-	-	-	-	381	.336	.276	
1880	86	*.279	3135	*538	*876	*1130	*164	39	4	378	-	-	-	104	-	217	-	-	-	-	*329	*.360	*.303	
1881	84	*.295	3114	*550	*918	*1183	+157	36	12	400	-	-	-	140	-	224	-	-	-	-	*309	*.380	*.325	
1882	84	*.277	*3225	*604	*892	*1254	*209	54	15	451	-	-	-	*142	-	262	-	-	-	-	376	.389	*.307	
1883	98	.273	3658	*679	1000	1438	*277	61	13	467	-	-	-	129	-	399	-	-	-	-	543	.393	.298	
1884	113	*.281	4182	*834	*1176	*1864	162	50	*142	659	-	-	-	264	-	469	-	-	-	-	595	*.446	*.324	
1885	113	.264	*4093	*834	1079	*1575	*184	75	*54	606	-	-	-	*340	-	429	-	-	-	-	496	*.385	*.320	
1886	126	.279	4378	*900	1223	1754	*198	*87	+53	673	-	-	-	*460	-	513	213	-	-	-	475	*.401	*.348	
1887	127	.333	4757	813	1584	2198	178	98	*80	655	-	-	-	20	*407	400	382	-	-	-	472	.462	.336	
1888	136	.260	4616	*734	1201	*1769	147	*95	*77	569	-	-	-	28	*290	563	287	-	-	-	417	*.383	.308	
1889	136	.263	4849	867	1274	1827	184	66	*79	705	-	-	-	30	518	516	243	-	-	-	463	.377	.338	
1890	139	.260	*4891	847	*1271	*1739	147	60	*67	653	-	-	-	46	516	514	329	-	-	-	344	.356	.336	
1891	137	.253	4873	832	1231	1746	159	88	*60	684	-	-	-	50	526	457	238	-	-	-	397	.358	.332	
1892	147	.235	5063	635	1189	1599	149	92	26	492	-	-	-	36	427	482	233	-	-	-	424	.316	.299	
1893	128	.279	4664	829	1299	1767	186	93	32	682	-	-	-	36	465	262	255	-	-	-	421	.379	.348	
1894	137	.313	5022	1056	1574	2211	268	87	65	907	76	-	-	38	507	306	*329	-	-	-	458	.440	.381	
1895	133	.298	4708	866	1401	1907	171	85	55	727	80	-	-	42	422	344	260	-	-	-	401	.405	.361	
1896	132	.286	4582	815	1311	1789	182	97	34	660	92	-	-	35	409	290	332	-	-	-	367	.390	.349	
1897	138	.282	4803	832	1356	1853	189	97	38	681	103	-	-	49	430	317	264	-	-	-	393	.386	.347	
1898	152	.274	5219	828	1431	1828	175	84	18	656	113	-	-	71	476	394	220	-	-	-	412	.350	.343	
1899	152	.277	5148	812	1428	1846	173	82	27	661	148	-	-	64	406	342	247	-	-	-	428	.359	.338	
1900	146	.260	*4907	635	1276	1679	*202	51	33	519	130	-	-	65	343	383	189	-	-	-	418	.342	.317	
1901	140	.258	4844	578	1250	1579	153	61	18	481	67	-	-	52	314	532	*204	-	-	-	336	.326	.310	
1902	143	.251	4870	544	1224	1455	133	40	6	434	156	-	-	44	358	572	*222	229	-	-	331	.299	.308	
1903	139	.275	4733	695	1300	1642	191	62	9	548	118	-	-	50	422	328	259	-	-	-	338	.347	.340	
1904	156	.248	5210	597	1294	1641	157	62	22	470	139	-	-	48	298	328	227	-	-	-	298	.315	.295	
1905	155	.245	5108	667	1249	1606	157	82	12	522	193	-	-	61	448	328	267	-	-	-	*248	.314	.313	
1906	155	*.262	5018	*704	*1316	*1699	181	*71	20	539	231	-	-	45	448	283	235	-	-	-	*194	*.339	.328	
1907	155	.250	4892	574	1224	1521	+162	48	13	450	194	-	-	40	435	328	235	-	-	-	*211	.311	.318	
1908	158	.249	5085	624	1267	1632	*196	56	19	492	270	-	-	48	418	348	187	-	-	-	*205	.321	.311	
1909	155	.245	4999	635	1227	1610	203	60	20	496	246	-	-	31	420	359	150	-	-	-	244	.322	.308	
1910	154	.268	4977	712	1333	1822	219	*84	*34	586	234	-	-	39	542	501	173	-	-	-	*230	*.366	.344	
1911	157	.260	5130	*757	1335	1917	218	101	54	626	202	-	-	42	585	617	214	-	-	-	260	.374	.341	
1912	152	.277	5048	756	1398	1951	*245	91	42	639	182	-	-	40	*560	615	164	-	-	-	249	.386	.354	
1913	155	.257	5022	*720	1289	1853	195	+96	59	617	158	-	-	41	*554	634	181	-	-	-	260	.369	.335	
1914	156	.243	5050	605	1229	1702	199	74	42	502	191	-	-	42	501	577	164	-	-	-	310	.337	.317	
1915	156	.244	5114	570	1246	*1749	212	66	53	485	182	-	-	41	393	639	166	124	-	-	268	*.342	.303	
1916	156	.239	5179	520	1237	1681	194	56	*46	456	166	-	-	34	399	662	133	-	-	-	286	.325	.298	
1917	157	.239	5135	552	1229	1608	194	67	17	458	202	-	-	23	415	599	127	-	-	-	267	.313	.299	
1918	131	.265	4325	*538	1147	1480	164	53	21	438	190	-	-	27	358	343	159	-	-	-	188	.342	.325	
1919	140	.256	4581	454	1174	1519	166	58	21	387	167	-	-	42	298	*359	150	-	-	-	185	.332	.308	
1920	154	.264	5117	619	1350	1809	223	67	34	536	220	-	-	46	428	421	115	129	-	-	1014	.225	.354	.326
1921	153	.292	5321	668	1553	2010	234	56	37	609	208	-	-	35	343	374	70	97	-	-	1104	*.166	.378	.339
1922	156	.293	5335	771	1564	2080	248	71	42	667	205	-	-	27	*525	447	97	108	-	-	1141	204	.390	.359
1923	154	.288	5259	756	1516	2133	243	52	90	675	151	-	-	31	455	485	*181	143	-	-	1056	208	.406	.348
1924	154	.276	5134	698	1419	1942	207	59	66	634	163	-	-	30	*469	521	137	149	-	-	964	218	.378	.340
1925	154	.275	5353	723	1473	2125	254	70	86	660	150	-	-	33	397	470	94	70	-	-	1057	*.198	.397	.329
1926	155	.278	5229	682	1453	2040	*291	49	66	630	199	-	-	29	445	447	85	-	-	-	1104	*.162	.390	.338
1927	153	.284	5303	750	1505	2119	*266	63	74	692	207	-	-	27	481	492	65	-	-	-	1145	181	.400	.346
1928	154	.278	5260	714	1460	2115	251	64	92	665	210	-	-	31	508	517	*83	-	-	-	1185	*.156	.402	.345
1929	156	.303	5471	*982	1655	2474	+310	46	139	933	163	-	-	29	*589	567	103	-	-	-	1142	*.154	.452	.373
1930	156	.309	5581	998	1722	*2684	305	72	*171	940	148	-	-	37	*588	635	70	-	-	-	1180	170	*.481	*.378
1931	156	*.289	*5451	*828	*1578	*2302	340	66	84	766	125	-	-	25	*577	641	49	-	-	-	1214	169	*.422	*.360
1932	154	.278	5462	720	1519	2142	296	60	69	665	118	-	-	28	398	514	48	-	-	-	1117	173	.392	.330
1933	154	.271	5255	646	1422	1996	*256	51	72	608	108	-	-	30	392	475	52	-	-	161	1082	168	.380	.325
1934	152	.279	5347	705	1494	2148	263	44	101	664	93	-	-	26	375	630	59	-	-	112	1083	*.137	.402	.330
1935	154	*.288	5486	*847	*1581	2272	*383	62	88	782	150	-	-	33	*464	471	66	-	-	115	1170	186	.414	*.347
1936	154	*.286	5409	755	1545	2120	275	36	76	707	137	-	-	32	491	462	68	-	-	138	1197	*.146	.392	*.349
1937	154	*.287	5349	*811	1537	*2226	253	74	96	762	119	-	-	22	*538	496	71	-	-	120	1136	*.151	*.416	*.355
1938	154	.269	5333	713	1435	2012	242	70	65	673	88	-	-	29	522	476	49	-	-	157	1131	*.135	.377	.338
1939	156	.266	5293	724	1407	2067	263	+62	91	671	140	-	-	34	523	553	61	-	-	124	1113	186	.391	.336

YEAR	G	AVG	AB	R	H	TB	2B	3B	HR	RBI	SH	SF	HBP	BB	IBB	SO	SB	CS	GDP	LOB	E	SLG	OBP
1940	154	.267	5389	681	1441	2067	272	48	86	627	70	—	29	482	—	566	63	—	108	1110	199	.384	.331
1941	155	.253	5230	666	1323	1909	239	25	99	610	99	—	14	559	—	670	39	—	100	1133	180	.365	.327
1942	155	.254	5352	591	1360	1891	224	41	75	532	104	—	19	509	—	607	63	—	110	1164	170	.353	.321
1943	154	.261	5279	632	1380	1855	207	56	52	579	96	—	21	574	—	522	53	—	117	1172	168	.351	.336
1944	155	.261	5462	702	1425	1966	236	46	71	639	105	—	21	521	—	521	53	—	105	1188	186	.360	.328
1945	157	.277	5298	735	1465	1969	229	52	57	674	150	—	32	554	—	462	69	—	93	1239	*121	.372	*.349
1946	155	.254	5298	626	1344	1835	223	50	56	566	116	—	24	586	—	599	43	—	130	1210	146	.346	.331
1947	155	.259	5305	567	1373	1913	231	48	71	540	64	—	19	471	—	578	22	—	112	1172	150	.361	.321
1948	155	.262	*5352	597	1402	1976	225	44	87	564	70	—	29	443	—	578	39	—	104	1189	172	.369	.322
1949	154	.256	5214	593	1336	1945	212	53	97	539	87	—	26	396	—	573	53	—	121	1017	186	.373	.312
1950	154	.248	5230	643	1298	2099	224	47	161	615	54	—	31	479	—	767	46	—	122	1005	201	.401	.315
1951	155	.250	5307	614	1327	1930	200	47	103	572	56	—	22	477	—	647	63	30	139	1045	181	.364	.315
1952	155	.264	*5330	628	*1408	2042	223	45	107	595	63	—	21	422	—	712	50	40	133	1040	146	.383	.321
1953	155	.260	5272	633	1372	2101	204	57	137	588	73	—	14	514	—	746	49	21	140	1124	193	.399	.328
1954	154	.263	5359	700	1412	2208	229	45	159	640	56	40	32	478	—	693	46	31	119	1098	154	.412	.325
1955	154	.247	5214	626	1287	2076	187	55	164	597	69	33	22	428	45	806	37	35	107	994	147	.398	.305
1956	157	.244	5260	597	1281	2009	202	50	142	563	87	46	13	446	60	776	55	38	99	1029	144	.382	.302
1957	156	.244	5369	628	1312	2038	223	31	147	590	58	33	26	461	34	989	28	25	104	1063	149	.380	.305
1958	154	.265	5289	709	1402	*2253	207	49	*182	666	42	39	45	487	50	853	39	23	128	1094	150	*.426	.330
1959	155	.249	5296	673	1321	2107	209	44	163	635	62	40	43	498	63	911	32	19	106	1085	140	.398	.317
1960	156	.243	5311	634	1293	1959	213	48	119	600	64	35	19	*531	69	897	51	34	109	1069	143	.369	.313
1961	156	.255	*5344	689	1364	*2232	238	51	176	650	52	33	32	539	64	1027	35	25	115	1119	183	.418	.325
1962	162	.253	5534	632	1398	2084	196	56	126	600	54	42	39	504	43	1044	78	40	133	1165	146	.377	.317
1963	162	.238	5404	570	1286	1960	205	44	127	530	64	44	36	439	57	1049	68	60	112	1054	155	.363	.297
1964	162	.251	5545	649	1391	2165	239	50	145	609	55	33	25	499	51	1041	70	49	101	1159	162	.390	.314
1965	164	.238	5540	635	1316	1986	202	33	134	590	48	42	43	532	62	948	65	47	115	1133	171	.358	.307
1966	162	.254	5592	644	1418	2127	203	43	140	603	80	37	47	457	53	998	76	47	112	1131	166	.380	.313
1967	162	.251	5463	702	1373	2066	211	49	128	642	93	49	34	509	84	912	63	50	112	1106	*121	.378	.316
1968	163	.242	5458	612	1319	1998	203	43	*130	576	74	37	36	415	58	854	41	30	103	1063	*119	.366	.298
1969	163	.253	5530	720	1400	2121	215	40	142	671	72	46	36	559	58	928	30	32	111	1186	136	.384	.323
1970	162	.259	5491	806	1424	2277	228	44	179	761	75	36	20	607	65	844	39	16	110	1130	137	.415	.333
1971	162	.258	5438	637	1401	2055	202	34	128	603	92	40	34	527	65	772	44	32	144	1177	126	.378	.325
1972	156	.257	5247	685	1346	2031	206	40	133	634	67	43	28	565	78	815	69	47	126	1099	132	.387	.330
1973	161	.247	5363	614	1322	1916	201	21	117	570	75	37	20	575	77	855	65	58	144	1129	157	.357	.320
1974	162	.251	5574	669	1397	2032	221	42	110	610	80	40	29	621	66	857	78	73	121	1238	199	.365	.327
1975	162	.259	5470	712	1419	2035	229	41	95	645	107	66	30	650	78	802	67	55	112	1262	179	.368	.338
1976	162	.251	5519	611	1386	2165	216	24	105	559	75	41	30	490	66	834	74	74	126	1105	140	.356	.313
1977	162	.266	5604	692	1489	2167	271	37	111	649	69	52	27	534	59	*796	64	45	142	1191	153	.387	.330
1978	162	*.264	*5532	664	*1461	1997	224	48	72	612	84	59	21	562	61	746	110	58	125	1217	144	.361	.331
1979	162	.269	5550	706	1494	2235	250	43	135	663	77	42	35	478	49	762	73	52	126	1140	159	.403	.329
1980	162	.251	5619	614	1411	2053	251	35	107	578	69	40	18	471	54	912	93	64	119	1119	174	.365	.309
1981	106	.236	3546	370	838	1205	138	29	57	348	53	30	13	342	44	611	72	41	78	721	113	.340	.303
1982	162	.260	5531	676	1436	2073	239	46	102	647	76	49	25	460	62	869	132	70	97	1094	132	.375	.317
1983	162	.261	5512	701	1436	*2212	272	42	140	649	71	50	29	470	63	868	84	60	113	1120	115	*.401	.319
1984	161	.260	5437	*762	1415	2157	240	47	136	703	59	51	29	*567	69	967	154	66	102	1118	121	.397	.331
1985	162	.254	5492	686	1397	2142	239	28	*150	640	66	39	18	562	62	937	182	49	119	1147	134	*.390	.324
1986	160	.256	5499	680	1409	2186	258	27	*155	638	54	51	15	508	56	966	132	62	113	1087	124	.398	.318
1987	161	.264	5583	720	1475	2412	244	33	*209	683	59	30	21	504	45	1064	109	48	109	1154	130	.432	.326
1988	163	*.261	*5675	660	*1481	*2174	*262	46	113	612	57	46	21	403	58	910	120	46	109	1136	125	.383	.310
1989	162	*.261	5513	*702	*1438	*2135	235	45	124	653	80	50	26	472	75	921	136	57	114	1093	124	.387	.319
1990	162	.263	*5600	690	*1474	2194	240	36	136	649	61	51	30	406	68	869	151	50	100	1124	124	.392	.314
1991	160	.253	*5522	695	1395	2156	232	26	159	654	75	55	36	442	41	879	123	64	87	1074	113	.390	.309
1992	162	.254	5590	593	1420	2035	221	41	104	566	78	40	31	417	49	*816	77	51	121	1148	114	.364	.307
1993	163	.270	5627	738	1521	2327	259	32	161	706	67	42	34	446	61	923	100	43	131	1133	115	.414	.325
1994	113	.259	3198	500	1015	1583	189	26	109	464	54	23	27	364	26	750	69	53	84	802	81	.404	.325
1995	144	.265	4963	693	1315	2134	267	39	158	648	71	35	34	440	46	953	105	37	110	956	115	.430	.327
1996	162	.251	5531	772	1388	2218	267	19	175	725	66	48	61	523	48	1090	108	50	126	1078	*104	.401	.320
1997	162	.263	5489	687	1444	2172	269	39	127	642	83	38	34	451	40	*1003	116	60	119	1093	112	.396	.321
1998	163	.264	*5649	831	1494	2448	250	34	212	788	67	37	39	601	51	1223	65	44	123	1162	101	.433	.337
1999	162	.257	5482	747	1411	2303	255	35	189	717	65	44	39	571	38	1170	60	44	120	1130	139	.420	.329
2000	162	.256	5577	764	1426	2293	272	23	183	722	*89	45	54	632	50	1120	93	37	114	1215	100	.411	.335
2001	162	.261	5406	777	1409	2323	268	32	194	748	*117	53	66	577	72	1077	67	36	132	1156	109	.430	.336
2002	162	.246	5496	706	1351	2268	259	29	*200	676	78												

Cubs Yearly Batting Leaders From 1876-1939

YEAR	BATTING AVERAGE	RUNS SCORED	HITS	DOUBLES
1876	Ross Barnes *#.429	Ross Barnes *#126	Ross Barnes *#138	R. Barnes, P. Hines **#21
1877	Calvin McVey368	Calvin McVey58	Calvin McVey98	Cap Anson **#20
1878	Bob Ferguson, Joe Start351	Joe Start58	Joe Start *#100	Anson, Harbidge, Start 12
1879	Cap Anson *#.407	Ned Williamson66	Abner Dalrymple97	Abner Dalrymple 25
1870s	CAP ANSON — .354	CAP ANSON — 194	CAP ANSON — 353	CAP ANSON — 67
1880	George Gore *#.360	Abner Dalrymple *#91	Abner Dalrymple *#126	Abner Dalrymple 25
1881	Cap Anson *#.399	George Gore *#86	Cap Anson *#137	King Kelly **#27
1882	Cap Anson362	George Gore *#99	Cap Anson 126	King Kelly *#37
1883	George Gore334	George Gore 105	George Gore 131	Ned Williamson **#49
1884	King Kelly354	King Kelly *120	Abner Dalrymple 161	Cap Anson 32
1885	George Gore313	King Kelly *124	Cap Anson 144	Cap Anson *#35
1886	King Kelly *#.388	King Kelly *#155	Cap Anson *#187	Cap Anson 34
1887	Cap Anson *#.421	Jimmy Ryan 117	Cap Anson 224	Cap Anson 33
1888	Cap Anson *#.344	Jimmy Ryan 115	Jimmy Ryan *#182	Jimmy Ryan **#33
1889	Cap Anson342	Hugh Duffy 144	Jimmy Ryan 177	Cap Anson 30
1880s	CAP ANSON — .354	CAP ANSON — 888	CAP ANSON — 1575	CAP ANSON — 291
1890	Cap Anson312	Cliff Carroll 134	Cliff Carroll 166	Jimmy Cooney 19
1891	Cap Anson294	Bill Dahlen 114	Cap Anson 158	Cap Anson 25
1892	Bill Dahlen, Jimmy Ryan293	Bill Dahlen 114	Bill Dahlen 169	Cap Anson 23
1893	Cap Anson323	Bill Dahlen 113	Bill Dahlen 146	Bill Dahlen 28
1894	Cap Anson395	Bill Dahlen 150	Walt Wilmot 199	Walt Wilmot 45
1895	Bill Lange389	Bill Everitt 129	Bill Everitt 197	Bill Lange 27
1896	Bill Dahlen352	Bill Dahlen 137	Bill Everitt 184	Bill Dahlen 30
1897	Bill Lange340	Bill Lange 119	Bill Lange 163	Jimmy Ryan 33
1898	Jimmy Ryan323	Jimmy Ryan 122	Bill Everitt 190	Bill Dahlen 35
1899	Bill Lange325	Jimmy Ryan 91	Bill Everitt 166	Bill Lange 21
1890s	BILL LANGE — .330	JIMMY RYAN — 911	JIMMY RYAN — 1348	JIMMY RYAN — 232
1900	Danny Green298	Sam Mertes 72	Jack McCarthy 148	Sam Mertes, Jimmy Ryan 25
1901	Topsy Hartsel335	Topsy Hartsel 111	Topsy Hartsel 187	Topsy Hartsel 25
1902	Jimmy Slagle315	Jimmy Slagle 66	Jimmy Slagle 146	Johnny Kling, Joe Tinker 19
1903	Frank Chance327	Jimmy Slagle 104	Jimmy Slagle 162	Johnny Kling 29
1904	Frank Chance310	Frank Chance 89	Doc Casey 147	Doc Casey 20
1905	Frank Chance316	Jimmy Slagle 96	Jimmy Slagle 153	Doc Casey 21
1906	Harry Steinfeldt327	Frank Chance **#103	Harry Steinfeldt *176	J. Sheppard, H. Steinfeldt 27
1907	Frank Chance293	Jimmy Sheppard 76	Harry Steinfeldt 144	Harry Steinfeldt 25
1908	Johnny Evers300	Johnny Evers 83	Joe Tinker 146	Frank Chance 27
1909	Solly Hofman285	Johnny Evers 88	Solly Hofman 150	Jimmy Sheppard 29
1900s	FRANK CHANCE — .290	FRANK CHANCE — 646	FRANK CHANCE — 1062	FRANK CHANCE — 172
1910	Solly Hofman325	Frank Schulte 93	Frank Schulte 168	Frank Schulte 29
1911	Heinie Zimmerman307	Jimmy Sheppard *121	Frank Schulte 173	Frank Schulte 30
1912	Heinie Zimmerman *372	Heinie Zimmerman 95	Heinie Zimmerman *207	Heinie Zimmerman 41
1913	Heinie Zimmerman313	Tommy Leach *99	Vic Saier 150	F. Schulte, H. Zimmerman 28
1914	Heinie Zimmerman296	Vic Saier 87	Heinie Zimmerman 167	Heinie Zimmerman 36
1915	Bob Fisher287	Vic Saier 74	Bob Fisher 163	Vic Saier 35
1916	Heinie Zimmerman291	Max Flack 65	Vic Saier 126	V. Saier, H. Zimmerman 25
1917	Les Mann273	Max Flack, Fred Merkle 65	Fred Merkle 146	Fred Merkle 30
1918	Charlie Hollocher316	Max Flack 74	Charlie Hollocher *161	Les Mann 27
1919	Max Flack294	Max Flack 71	Max Flack 138	Charlie Deal 23
1910s	HEINIE ZIMMERMAN — .306	FRANK SCHULTE — 524	HEINIE ZIMMERMAN — 1027	HEINIE ZIMMERMAN — 196
1920	Max Flack302	Max Flack 85	Max Flack 157	Max Flack 30
1921	Ray Grimes321	Ray Grimes 91	Max Flack 172	Ray Grimes 38
1922	Ray Grimes354	Ray Grimes 99	Charlie Hollocher 201	Ray Grimes 45
1923	Bob O'Farrell, Jigger Statz319	Jigger Statz 110	Jigger Statz 209	George Grantham 36
1924	George Grantham316	George Grantham 85	Jigger Statz 152	Jigger Statz 22
1925	Howard Freigau307	Sparky Adams 95	Sparky Adams 180	S. Adams, C. Grimm 29
1926	Hack Wilson321	Cliff Heathcote 98	Sparky Adams 193	Hack Wilson 36
1927	Riggs Stephenson344	Hack Wilson 119	Riggs Stephenson 199	Riggs Stephenson *46
1928	Riggs Stephenson324	Kiki Cuyler 92	Riggs Stephenson 166	Riggs Stephenson 36
1929	Rogers Hornsby *380	Rogers Hornsby *#156	Rogers Hornsby *229	Rogers Hornsby 47
1920s	RIGGS STEPHENSON — .342	HACK WILSON — 440	SPARKY ADAMS — 780	GABBY HARTNETT — 143
1930	Riggs Stephenson367	Kiki Cuyler 155	Kiki Cuyler 228	Kiki Cuyler 50
1931	C. Grimm, R. Hornsby331	Woody English 117	Kiki Cuyler, Woody English 202	Woody English 38
1932	Riggs Stephenson324	Billy Herman 102	Billy Herman 206	Riggs Stephenson 49
1933	Babe Herman289	Billy Herman 82	Billy Herman 173	Babe Herman 36
1934	Kiki Cuyler338	Kiki Cuyler 80	Kiki Cuyler 189	Kiki Cuyler *42
1935	Gabby Hartnett344	Augie Galan *#133	Billy Herman *#227	Billy Herman *#57
1936	Frank Demaree350	Stan Hack 102	Frank Demaree 212	Billy Herman *57
1937	Gabby Hartnett354	Stan Hack, Billy Herman 106	Frank Demaree 199	Frank Demaree 36
1938	Stan Hack320	Stan Hack 109	Stan Hack 195	Stan Hack, Billy Herman 34
1939	Hank Leibler310	Stan Hack 112	Stan Hack, Billy Herman 191	Augie Galan 36
1930s	RIGGS STEPHENSON — .329	BILLY HERMAN — 794	BILLY HERMAN — 1540	BILLY HERMAN — 322

YEAR	TRIPLES	HOME RUNS	RUNS BATTED IN	STOLEN BASES
1876	Ross Barnes.....*#14	Cap Anson, Paul Hines.....2	Deacon White.....*#60	-
1877	Paul Hines, Cal McVey.....7	NONE.....0	Johnny Peters.....41	-
1878	Joe Start.....5	Hankinson, Remsen, Start.....1	Cap Anson.....40	-
1879	Ned Williamson.....13	Flint, Peters, Williamson.....1	Silver Flint.....41	-
1870s	ROSS BARNES — 14	C. ANSON, P. HINES, J. PETERS — 2	CAP ANSON — 165	-
1880	Abner Dalrymple.....12	George Gore.....2	Cap Anson.....*#74	-
1881	George Gore.....9	Tom Burns.....4	Cap Anson.....*#82	-
1882	Abner Dalrymple.....11	Silver Flint.....4	Cap Anson.....*#83	-
1883	King Kelly.....10	King Kelly.....3	Cap Anson.....68	-
1884	Fred Pfeffer.....10	Ned Williamson.....*#27	Cap Anson.....*102	-
1885	George Gore.....13	Abner Dalrymple.....*11	Cap Anson.....*#108	-
1886	A. Dalrymple, G. Gore.....12	Cap Anson.....10	Cap Anson.....*147	King Kelly.....53
1887	Marty Sullivan.....16	Fred Pfeffer.....16	Cap Anson.....102	Fred Pfeffer.....57
1888	G. Van Halgren, N. Williamson.....14	Jimmy Ryan.....*#16	Cap Anson.....*84	Fred Pfeffer.....64
1889	Jimmy Ryan.....14	Jimmy Ryan.....17	Cap Anson.....117	Hugh Duffy.....52
1880s	CAP ANSON — 76	FRED PFEFFER — 69	CAP ANSON — 967	FRED PFEFFER — 196
1890	Walt Wilmot.....13	Walt Wilmot.....*#13	Cap Anson.....107	Walt Wilmot.....76
1891	Jimmy Ryan.....15	Walt Wilmot.....11	Cap Anson.....*#120	Walt Wilmot.....42
1892	Bill Dahlen.....19	Jimmy Ryan.....10	Cap Anson.....74	Bill Dahlen.....60
1893	Bill Dahlen.....15	Bill Lange.....8	Cap Anson.....91	Bill Lange.....47
1894	Bill Dahlen.....14	Bill Dahlen.....15	Walt Wilmot.....130	Walt Wilmot.....76
1895	Bill Lange.....16	Bill Lange.....10	Bill Lange.....98	Bill Lange.....67
1896	Bill Dahlen.....19	Bill Dahlen.....9	Bill Lange.....92	Bill Lange.....*84
1897	Jimmy Ryan.....17	Bill Dahlen.....6	Jimmy Ryan.....85	Bill Lange.....*#73
1898	Jimmy Ryan.....13	Bill Lange.....5	Bill Dahlen, Jimmy Ryan.....79	Jimmy Ryan.....29
1899	Sam Mertes.....16	Sam Mertes.....9	Sam Mertes.....81	Sam Mertes.....45
1890s	BILL DAHLEN — 106	BILL DAHLEN — 57	CAP ANSON — 747	BILL LANGE — 399
1900	Bill Bradley.....8	Sam Mertes.....7	Sam Mertes.....60	Sam Mertes.....38
1901	Topsy Hartsel.....16	Topsy Hartsel.....6	Charlie Dexter.....66	Topsy Hartsel.....41
1902	Joe Tinker.....5	Charlie Dexter, Joe Tinker.....2	Johnny Kling.....59	Jimmy Slagle.....41
1903	Johnny Kling.....13	Johnny Kling.....3	Frank Chance.....81	Frank Chance.....**#67
1904	Joe Tinker.....13	Frank Chance.....6	Jack McCarthy.....51	Frank Chance.....42
1905	B. Maloney, F. Schulte.....14	Chance, Maloney, Tinker.....2	Frank Chance.....70	Bill Maloney.....**#59
1906	Frank Schulte.....*#13	Frank Schulte.....7	Harry Steinfeldt.....*83	Frank Chance.....*#57
1907	Johnny Kling.....8	Johnny Evers, Frank Schulte.....2	Harry Steinfeldt.....70	Johnny Evers.....46
1908	Joe Tinker.....14	Joe Tinker.....6	Joe Tinker.....68	Johnny Evers.....36
1909	Frank Schulte, Joe Tinker.....11	Frank Schulte, Joe Tinker.....4	Frank Schulte.....60	Frank Chance.....29
1900s	JOE TINKER — 65	JOE TINKER — 21	FRANK CHANCE — 501	FRANK CHANCE — 357
1910	Solly Hofman.....16	Frank Schulte.....**#10	Solly Hofman.....86	Solly Hofman.....29
1911	Frank Schulte.....*21	Frank Schulte.....*#21	Frank Schulte.....*#107	Jimmy Sheckard.....32
1912	V. Saier, H. Zimmerman.....14	Heinie Zimmerman.....*14	Heinie Zimmerman.....99	Joe Tinker.....25
1913	Vic Saier.....*21	Vic Saier.....14	Heinie Zimmerman.....95	Vic Saier.....26
1914	Heinie Zimmerman.....12	Vic Saier.....18	Heinie Zimmerman.....87	Wilbur Good.....31
1915	V. Saier, H. Zimmerman.....11	Cy Williams.....13	Vic Saier, Cy Williams.....64	Vic Saier.....29
1916	Les Mann, Cy Williams.....9	Cy Williams.....**#12	Cy Williams.....66	Max Flack.....24
1917	Les Mann.....10	Larry Doyle.....6	Larry Doyle.....61	Max Flack, Rollie Zeider.....17
1918	Max Flack.....10	Max Flack.....4	Fred Merkle.....65	Charlie Hollocher.....26
1919	Les Mann.....8	Max Flack.....6	Fred Merkle.....62	Fred Merkle.....20
1910s	HEINIE ZIMMERMAN — 77	FRANK SCHULTE — 74	HEINIE ZIMMERMAN — 530	FRANK SCHULTE — 127
1920	Dave Robertson.....11	Dave Robertson.....10	Dave Robertson.....75	Charlie Hollocher.....20
1921	C. Deal, C. Hollocher.....8	Max Flack, Ray Grimes.....6	Ray Grimes.....79	Max Flack, George Maisel.....17
1922	Ray Grimes.....12	Ray Grimes.....14	Ray Grimes.....99	Charlie Hollocher.....19
1923	Barney Friberg.....11	Hack Miller.....20	Barney Friberg, Hack Miller.....88	George Grantham.....43
1924	G. Hartnett, C. Heathcote.....7	Gabby Hartnett.....16	Barney Friberg.....82	Cliff Heathcote.....26
1925	Howard Freigau.....10	Gabby Hartnett.....24	Charlie Grimm.....76	Sparky Adams.....26
1926	Hack Wilson.....8	Hack Wilson.....*21	Hack Wilson.....109	Sparky Adams.....27
1927	Hack Wilson.....12	Hack Wilson.....**30	Hack Wilson.....129	Sparky Adams.....26
1928	Cuyler, Hartnett, Stephenson, Wilson.....9	Hack Wilson.....*31	Hack Wilson.....120	Kiki Cuyler.....*#37
1929	Rogers Hornsby.....8	R. Hornsby, H. Wilson.....39	Hack Wilson.....*#159	Kiki Cuyler.....*#43
1920s	HACK WILSON — 34	HACK WILSON — 121	HACK WILSON — 517	CLIFF HEATHCOTE — 117
1930	Kiki Cuyler, Woody English.....17	Hack Wilson.....*#56	Hack Wilson.....*#191	Kiki Cuyler.....*#37
1931	Kiki Cuyler.....12	Rogers Hornsby.....16	Rogers Hornsby.....90	Kiki Cuyler.....13
1932	Kiki Cuyler.....9	Johnny Moore.....13	Riggs Stephenson.....85	Billy Herman.....14
1933	Babe Herman.....12	Gabby Hartnett, Billy Herman.....16	Babe Herman.....93	Babe Herman.....6
1934	Kiki Cuyler.....8	Gabby Hartnett.....22	Gabby Hartnett.....90	Kiki Cuyler.....15
1935	Phil Cavarretta.....12	Chuck Klein.....21	Gabby Hartnett.....91	Augie Galan.....*22
1936	Billy Herman.....7	Frank Demaree.....16	Frank Demaree.....96	Stan Hack.....17
1937	Billy Herman.....11	Augie Galan.....18	Frank Demaree.....115	Augie Galan.....*23
1938	Stan Hack.....11	Ripper Collins.....13	Augie Galan.....69	Stan Hack.....16
1939	Billy Herman.....*#18	Hank Leiber.....24	Hank Leiber.....88	Stan Hack.....*#17
1930s	BILLY HERMAN — 64	GABBY HARTNETT — 149	GABBY HARTNETT — 777	STAN HACK — 100

#Major League Leader
*National League Leader
+Cubs All-Time Record

##Tied for Major League Lead
**Tied for National League Lead

NOTE: 1870s decade leaders based on 725 at-bats.
Other decades based on 1,450 at-bats.

Cubs Yearly Batting Leaders Since 1940

YEAR	BATTING AVERAGE	RUNS SCORED	HITS	DOUBLES
1940	Stan Hack .317	Stan Hack .101	Stan Hack **191	Jim Gleeson .39
1941	Stan Hack .317	Stan Hack .111	Stan Hack *186	Dom Dallessandro .36
1942	Stan Hack, Lou Novikoff .300	Stan Hack .91	Bill Nicholson .173	Stan Hack .36
1943	Bill Nicholson .309	Bill Nicholson .95	Bill Nicholson .188	Bill Nicholson .30
1944	Phil Cavarretta .321	Bill Nicholson *116	Phil Cavarretta **197	Don Johnson .37
1945	Phil Cavarretta #.355	Stan Hack .110	Stan Hack .193	Phil Cavarretta .34
1946	Eddie Waitkus .304	Phil Cavarretta .89	Phil Cavarretta .150	Phil Cavarretta .28
1947	Phil Cavarretta .314	Bill Nicholson .69	Andy Pafo .155	Bill Nicholson, Eddie Waitkus .28
1948	Andy Pafo .312	Eddie Waitkus .87	Andy Pafo .171	Andy Pafo .30
1949	Andy Pafo .281	Andy Pafo .79	Andy Pafo .146	Andy Pafo .29
1940s	STAN HACK — .303	BILL NICHOLSON — 701	PHIL CAVARRETTA — 1304	PHIL CAVARRETTA — 241
1950	Andy Pafo .304	Andy Pafo .95	Andy Pafo .156	Hank Sauer .32
1951	Frank Baumholtz .284	Randy Jackson .78	Frankie Baumholtz .159	Frankie Baumholtz .28
1952	Frank Baumholtz .325	Hank Sauer .89	Dee Fondy .166	Hank Sauer .31
1953	Dee Fondy .309	Dee Fondy .79	Dee Fondy .184	Frankie Baumholtz .36
1954	Hank Sauer .288	Hank Sauer .98	Ernie Banks .163	Ralph Kiner .36
1955	Ernie Banks .295	Ernie Banks .98	Ernie Banks .176	Gene Baker, Ernie Banks .29
1956	Ernie Banks .297	Ernie Banks .82	Ernie Banks .160	Walt Moryn .27
1957	Walt Moryn .289	Ernie Banks .113	Ernie Banks .169	Ernie Banks .34
1958	Ernie Banks .313	Ernie Banks .119	Ernie Banks .193	Bobby Thomson .27
1959	Ernie Banks .304	Ernie Banks .97	Ernie Banks .179	Tony Taylor .30
1950s	FRANK BAUMHOLTZ — .300	ERNIE BANKS — 582	ERNIE BANKS — 1051	ERNIE BANKS — 156
1960	Richie Ashburn .291	Richie Ashburn .99	Ernie Banks .162	Ernie Banks .32
1961	George Altman .303	Ron Santo .84	Ron Santo .164	Ron Santo .32
1962	George Altman .318	Billy Williams .94	Billy Williams .184	George Altman .27
1963	Ron Santo .297	Billy Williams .87	Ron Santo .187	Billy Williams .36
1964	Ron Santo .313	Billy Williams .100	Billy Williams .201	Billy Williams .39
1965	Billy Williams .315	Billy Williams .115	Billy Williams .203	Billy Williams .39
1966	Ron Santo .312	Billy Williams .100	Glenn Beckert .188	Adolfo Phillips .29
1967	Ron Santo .300	Ron Santo .107	Ron Santo, Billy Williams .176	Glenn Beckert .32
1968	Glenn Beckert .294	Glenn Beckert #98	Glenn Beckert .189	Billy Williams .30
1969	Billy Williams .293	Don Kessinger .109	Billy Williams .188	Don Kessinger .38
1960s	BILLY WILLIAMS — .292	BILLY WILLIAMS — 861	BILLY WILLIAMS — 1651	BILLY WILLIAMS — 263
1970	Billy Williams .322	Billy Williams *137	Billy Williams **205	Billy Williams .34
1971	Glenn Beckert .342	Billy Williams .86	Glenn Beckert .181	Billy Williams .27
1972	Billy Williams #.333	Jose Cardenal .96	Billy Williams .191	Billy Williams .34
1973	Jose Cardenal .303	Rick Monday .93	Billy Williams .166	Jose Cardenal .33
1974	Bill Madlock .313	Rick Monday .84	Jose Cardenal .159	Jose Cardenal .35
1975	Bill Madlock #.354	Rick Monday .89	Jose Cardenal, Bill Madlock .182	Jose Cardenal .30
1976	Bill Madlock #.339	Rick Monday .97	Bill Madlock .174	Bill Madlock .36
1977	Steve Ontiveros .299	Ivan DeJesus .101	Ivan DeJesus .166	Jerry Morales .34
1978	Bill Buckner .323	Ivan DeJesus *104	Ivan DeJesus .172	Bill Buckner .26
1979	Dave Kingman .288	Dave Kingman .97	Ivan DeJesus .180	Bill Buckner, Jerry Martin .34
1970s	BILL MADLOCK — .336	DON KESSINGER — 466	DON KESSINGER — 937	JOSE CARDENAL — 159
1980	Bill Buckner #.324	Ivan DeJesus .78	Bill Buckner .187	Bill Buckner .41
1981	Bill Buckner .311	Ivan DeJesus .49	Bill Buckner .131	Bill Buckner **35
1982	Leon Durham .312	Ryne Sandberg .103	Bill Buckner .201	Bill Buckner .34
1983	Keith Moreland .302	Ryne Sandberg .94	Bill Buckner .175	Bill Buckner **38
1984	Ryne Sandberg .314	Ryne Sandberg *114	Ryne Sandberg .200	Ryne Sandberg .36
1985	Keith Moreland .307	Ryne Sandberg .113	Ryne Sandberg .186	Leon Durham .32
1986	Ryne Sandberg .284	Keith Moreland .72	Ryne Sandberg .178	Shawon Dunston .37
1987	Ryne Sandberg .294	Andre Dawson .90	Andre Dawson .178	Keith Moreland .29
1988	Rafael Palmeiro .307	Andre Dawson .78	Andre Dawson .179	Rafael Palmeiro .41
1989	Mark Grace .314	Ryne Sandberg *104	Ryne Sandberg .176	Mark Grace .28
1980s	BILL BUCKNER — .302	RYNE SANDBERG — 754	RYNE SANDBERG — 1394	RYNE SANDBERG — 226
1990	Andre Dawson .310	Ryne Sandberg *116	Ryne Sandberg .188	Mark Grace .32
1991	Ryne Sandberg .291	Ryne Sandberg .104	Ryne Sandberg .170	Ryne Sandberg .32
1992	Mark Grace .307	Ryne Sandberg .100	Ryne Sandberg .186	Mark Grace .37
1993	Mark Grace .325	Sammy Sosa .92	Mark Grace .193	Mark Grace .39
1994	Sammy Sosa .300	Sammy Sosa .59	Sammy Sosa .128	Rick Wilkins .25
1995	Mark Grace .326	Mark Grace .97	Mark Grace .180	Mark Grace #51
1996	Mark Grace .331	Brian McRae .111	Mark Grace .181	Mark Grace .39
1997	Mark Grace .319	Sammy Sosa .90	Mark Grace .177	Mark Grace .32
1998	Mark Grace .309	Sammy Sosa *134	Sammy Sosa .198	Mark Grace .39
1999	Mark Grace .309	Sammy Sosa .114	Mark Grace .183	Mark Grace .44
1990s	MARK GRACE — .311	MARK GRACE — 843	MARK GRACE — 1754	MARK GRACE — 364
2000	Sammy Sosa .320	Sammy Sosa .106	Sammy Sosa .193	Mark Grace .41
2001	Sammy Sosa .328	Sammy Sosa #146	Sammy Sosa .189	Eric Young .43
2002	Sammy Sosa .288	Sammy Sosa *122	Sammy Sosa .160	Corey Patterson .30
2003	Mark Grudzielanek .314	Sammy Sosa .99	Moises Alou .158	Mark Grudzielanek .38
2004	Aramis Ramirez .318	Moises Alou .106	Moises Alou .176	Derrek Lee .39
2005	Derrek Lee #.335	Derrek Lee .120	Derrek Lee .199	Derrek Lee .50
2000s	SAMMY SOSA — .295	SAMMY SOSA — 542	SAMMY SOSA — 807	SAMMY SOSA — 134

YEAR	TRIPLES	HOME RUNS	RUNS BATTED IN	STOLEN BASES
1940	Jim Gleason.....11	Bill Nicholson.....25	Bill Nicholson.....98	Stan Hack.....21
1941	Stan Hack.....5	Bill Nicholson.....26	Bill Nicholson.....98	Stan Hack.....10
1942	Bill Nicholson.....11	Bill Nicholson.....21	Bill Nicholson.....98	Lennie Merullo.....14
1943	Peanuts Lowrey.....12	Bill Nicholson.....29	Bill Nicholson.....*#128	Peanuts Lowrey.....13
1944	Phil Cavarretta.....15	Bill Nicholson.....*#33	Bill Nicholson.....*#122	Roy Hughes.....16
1945	Andy Pafko.....12	Bill Nicholson.....13	Andy Pafko.....110	Stan Hack.....12
1946	Phil Cavarretta.....10	P. Cavarretta, B. Nicholson.....8	Phil Cavarretta.....78	Peanuts Lowrey.....10
1947	Andy Pafko.....7	Bill Nicholson.....26	Bill Nicholson.....75	Lennie Merullo, Andy Pafko.....4
1948	Eddie Waitkus.....10	Andy Pafko.....26	Andy Pafko.....101	Eddie Waitkus.....11
1949	Roy Smalley.....10	Hank Sauer.....27	Hank Sauer.....83	Hal Jeffcoat.....12
1940s	PHIL CAVARRETTA — 70	BILL NICHOLSON — 200	BILL NICHOLSON — 795	STAN HACK — 65
1950	Roy Smalley.....9	Andy Pafko.....36	Hank Sauer.....103	Wayne Terwilliger.....13
1951	Frankie Baumholtz.....10	Hank Sauer.....30	Hank Sauer.....89	Randy Jackson.....14
1952	Dee Fondy.....9	Hank Sauer.....**#37	Hank Sauer.....*#121	Dee Fondy.....13
1953	Dee Fondy.....11	Ralph Kiner.....28	Ralph Kiner.....87	Eddie Miksis.....13
1954	Ernie Banks.....7	Hank Sauer.....41	Hank Sauer.....103	Dee Fondy.....20
1955	Ernie Banks.....9	Ernie Banks.....44	Ernie Banks.....117	Gene Baker, Ernie Banks.....9
1956	Dee Fondy.....9	Ernie Banks.....28	Ernie Banks.....85	Solly Drake, Dee Fondy.....9
1957	Ernie Banks.....6	Ernie Banks.....43	Ernie Banks.....102	Ernie Banks.....8
1958	Ernie Banks.....11	Ernie Banks.....*#47	Ernie Banks.....*#129	Tony Taylor.....21
1959	Al Dark.....9	Ernie Banks.....45	Ernie Banks.....*#143	Tony Taylor.....23
1950s	ERNIE BANKS — 48	ERNIE BANKS — 228	ERNIE BANKS — 661	DEE FONDY — 66
1960	Bob Will.....9	Ernie Banks.....*#41	Ernie Banks.....117	Richie Ashburn.....16
1961	George Altman.....12	Ernie Banks.....29	George Altman.....96	Richie Ashburn.....7
1962	Ken Hubbs.....9	Ernie Banks.....37	Ernie Banks.....104	George Altman.....19
1963	Lou Brock.....11	Ron Santo, Billy Williams.....25	Ron Santo.....99	Lou Brock.....24
1964	Ron Santo.....**#13	Billy Williams.....33	Ron Santo.....114	Billy Cowan.....12
1965	Billy Williams.....6	Billy Williams.....34	Billy Williams.....108	Don Landrum.....14
1966	Ron Santo.....8	Ron Santo.....30	Ron Santo.....94	Adolfo Phillips.....32
1967	Billy Williams.....12	Ron Santo.....31	Ron Santo.....98	Adolfo Phillips.....24
1968	Billy Williams.....8	Ernie Banks.....32	Ron Santo, Billy Williams.....98	Don Kessinger, Adolfo Phillips.....9
1969	Billy Williams.....10	Ron Santo.....29	Ron Santo.....123	Don Kessinger.....11
1960s	BILLY WILLIAMS — 69	ERNIE BANKS — 269	RON SANTO — 937	ADOLFO PHILLIPS — 66
1970	Don Kessinger.....14	Billy Williams.....42	Billy Williams.....129	Don Kessinger.....12
1971	Don Kessinger.....6	Billy Williams.....28	Billy Williams.....93	Don Kessinger.....15
1972	Cardenal, Kessinger, Williams.....6	Billy Williams.....37	Billy Williams.....122	Jose Cardenal.....25
1973	Rick Monday.....5	Rick Monday.....26	Billy Williams.....86	Jose Cardenal.....19
1974	Kessinger, Monday, Morales.....7	Rick Monday.....20	Jerry Morales.....82	Jose Cardenal.....23
1975	Don Kessinger.....10	Andre Thornton.....18	Jerry Morales.....91	Jose Cardenal.....34
1976	Rick Monday, Joe Wallis.....5	Rick Monday.....32	Bill Madlock.....84	Jose Cardenal.....23
1977	Ivan DeJesus.....7	Bobby Murcer.....27	Bobby Murcer.....89	Ivan DeJesus.....24
1978	Ivan DeJesus, Greg Gross.....7	Dave Kingman.....28	Dave Kingman.....79	Ivan DeJesus.....41
1979	Ivan DeJesus.....10	Dave Kingman.....*#48	Dave Kingman.....115	Ivan DeJesus.....24
1970s	DON KESSINGER — 46	BILLY WILLIAMS — 143	BILLY WILLIAMS — 498	JOSE CARDENAL — 129
1980	Lenny Randle.....6	Jerry Martin.....23	Jerry Martin.....73	Ivan DeJesus.....44
1981	Leon Durham.....6	Bill Buckner, Leon Durham.....10	Bill Buckner.....75	Leon Durham.....25
1982	Larry Bowa, Leon Durham.....7	Leon Durham.....22	Bill Buckner.....105	Bump Wills.....35
1983	Leon Durham.....8	Ron Cey, Jody Davis.....24	Ron Cey.....90	Ryne Sandberg.....37
1984	Ryne Sandberg.....**#19	Ron Cey.....25	Ron Cey.....97	Bobby Dernier.....45
1985	Ryne Sandberg.....6	Ryne Sandberg.....26	Keith Moreland.....106	Ryne Sandberg.....54
1986	Leon Durham.....7	Gary Matthews, Jody Davis.....21	Keith Moreland.....79	Ryne Sandberg.....34
1987	Dave Martinez.....8	Andre Dawson.....*#49	Andre Dawson.....*#137	Ryne Sandberg.....21
1988	A. Dawson, R. Sandberg.....8	Andre Dawson.....24	Andre Dawson.....79	Shawon Dunston.....30
1989	Dawson, Dunston, Smith.....6	Ryne Sandberg.....30	Mark Grace.....79	Jerome Walton.....24
1980s	RYNE SANDBERG — 54	RYNE SANDBERG — 139	RYNE SANDBERG — 549	RYNE SANDBERG — 250
1990	Shawon Dunston.....8	Ryne Sandberg.....*#40	A. Dawson, R. Sandberg.....100	S. Dunston, R. Sandberg.....25
1991	Shawon Dunston.....7	Andre Dawson.....31	Andre Dawson.....104	Ced Landrum.....17
1992	Ryne Sandberg.....8	Ryne Sandberg.....26	Andre Dawson.....90	Ryne Sandberg.....27
1993	Dwight Smith, Sammy Sosa.....5	Sammy Sosa.....33	Mark Grace.....98	Sammy Sosa.....36
1994	Sammy Sosa.....6	Sammy Sosa.....25	Sammy Sosa.....70	Sammy Sosa.....22
1995	Scott Bullett, Brian McRae.....7	Sammy Sosa.....36	Sammy Sosa.....119	Sammy Sosa.....34
1996	Brian McRae.....5	Sammy Sosa.....40	Sammy Sosa.....100	Brian McRae.....37
1997	5 players tied at.....5	Sammy Sosa.....36	Sammy Sosa.....119	Shawon Dunston.....29
1998	Brant Brown, Jose Hernandez.....7	Sammy Sosa.....66	Sammy Sosa.....*#158	Sammy Sosa.....18
1999	Lance Johnson.....6	Sammy Sosa.....63	Sammy Sosa.....141	Lance Johnson.....13
1990s	MARK GRACE — 30	SAMMY SOSA — 307	SAMMY SOSA — 825	SAMMY SOSA — 172
2000	Damon Buford, Jose Nieves.....3	Sammy Sosa.....*#50	Sammy Sosa.....138	Eric Young.....54
2001	Michael Tucker.....7	Sammy Sosa.....64	Sammy Sosa.....*#160	Eric Young.....31
2002	A. Gonzalez, C. Patterson.....5	Sammy Sosa.....49	Sammy Sosa.....108	Corey Patterson.....18
2003	Corey Patterson.....7	Sammy Sosa.....40	Sammy Sosa.....103	Tom Goodwin.....19
2004	M. Barrett, C. Patterson.....5	Moises Alou.....39	Aramis Ramirez.....106	Corey Patterson.....32
2005	Four Tied.....3	Derrek Lee.....46	Derrek Lee.....107	D. Lee, C. Patterson.....15
2000s	COREY PATTERSON — 21	SAMMY SOSA — 238	SAMMY SOSA — 589	COREY PATTERSON — 86

Cubs Batting Records Since 1900

CAREER BATTING RECORDS

LEFT-HANDED BATTER RIGHT-HANDED BATTER

8,479, Billy Williams.....	At-Bats	9,421, Ernie Banks
.310, Mark Grace	Batting Average336, Riggs Stephenson, Bill Madlock
2,510, Billy Williams.....	Hits	2,583, Ernie Banks
1,692, Stan Hack.....	Singles	1,624, Ryne Sandberg
456, Mark Grace	Doubles	407, Ernie Banks
117, Frank Schulte.....	Triples	93, Joe Tinker
392, Billy Williams.....	Home Runs	512, Ernie Banks
8, Bill Nicholson, Billy Williams.....	Grand Slams	12, Ernie Banks
1,353, Billy Williams.....	Runs Batted In	1,636, Ernie Banks
881, Billy Williams.....	Extra-Base Hits	1,009, Ernie Banks
4,262, Billy Williams.....	Total Bases	4,706, Ernie Banks
.503, Billy Williams.....	Slugging Percentage590, Hack Wilson
Games: 2,528.....	Ernie Banks	
Consecutive Games Played: 1,117.....	Billy Williams	
Years: 20.....	Phil Cavarretta	
Multiple-Homer Games: 62.....	Sammy Sosa	
3-Homer Games: +6.....	Sammy Sosa	
Runs Scored: 1,316.....	Ryne Sandberg	
Bases on Balls: 1,092.....	Stan Hack	
Strikeouts: 1,682.....	Sammy Sosa	
Stolen Bases: 383.....	Frank Chance	
Consecutive Successful Steal Attempts: 34.....	Eric Young (7/9/2000-4/6/2001)	

SINGLE-SEASON BATTING RECORDS

LEFT-HANDED BATTER RIGHT-HANDED BATTER

657, Bill Buckner (1982).....	At-Bats	666, Billy Herman (1935)
.355, Phil Cavarretta (1945).....	Batting Average380, Rogers Hornsby (1929)
205, Billy Williams (1970).....	Hits	229, Rogers Hornsby (1929)
155, Stan Hack (1945).....	Singles	165, Earl Adams (1927)
51, Mark Grace (1995).....	Doubles	57, Billy Herman (1935, 1936)
21, Frank Schulte (1911), Vic Saier (1913).....	Triples	19, Ryne Sandberg (1984)
42, Billy Williams (1970).....	Home Runs	66, Sammy Sosa (1998)
129, Billy Williams (1970).....	Runs Batted In	+191, Hack Wilson (1930)
80, Billy Williams (1970).....	Extra-Base Hits	103, Sammy Sosa (2001)
373, Billy Williams (1970).....	Total Bases	425, Sammy Sosa (2001)
.606, Billy Williams (1972).....	Slugging Percentage737, Sammy Sosa (2001)
Games: 164.....	Ron Santo (1965), Billy Williams (1965)	
Runs Scored: 156.....	Rogers Hornsby (1929)	
Grand Slams: *5.....	Ernie Banks (1955)	
Home Runs, Home: 35.....	Sammy Sosa (1998)	
Home Runs, Road: 31.....	Sammy Sosa (1998)	
Home Runs, One Month: +20.....	Sammy Sosa (June 1998)	
Consecutive-Game Homer Streak: 5.....	Hack Wilson (7/3-7/4 [DH], 7/6-7/7/1928), Ryne Sandberg (8/7-8/11/1989), Sammy Sosa (6/3-6/8/1998)	
Home Runs, Two Consecutive Games: +5.....	Billy Williams (9/8-9/10/1968), Dave Kingman (7/27-7/28/1979)	
Home Runs, Three Consecutive Games: 5.....	Bill Nicholson (7/12-7/23 [DH]/1944), Andre Dawson (6/1-6/3/1987; 8/20-8/22/1987), Sammy Sosa (6/19-6/21/1998; 8/10-8/12/2002)	
Home Runs, Calendar Week: *8.....	Sammy Sosa (6/14-6/20/1998)	
Home Runs, 10-Game Span: 9.....	Sammy Sosa (5/25-6/7/1998; 6/13-6/21/1998)	
Home Runs, Consecutive At-Bats: ++4.....	Bill Nicholson (7/12-7/23/1944)	
Home Runs vs. One Team: **13.....	Hank Sauer (1954 vs. Pittsburgh)	
Home Runs Leading Off Games: 8.....	Rick Monday (1976)	
Multiple-Homer Games: +11.....	Sammy Sosa (1998)	
Three-Homer Games: +3.....	Sammy Sosa (2001)	
Homers, Consecutive Series: 15.....	Sammy Sosa (1998)	
Runs Batted In, Month: 53.....	Hack Wilson (August 1930)	
Consecutive Games with RBI: +17.....	Ray Grimes (6/27-7/23/1922) (27 RBI)	
Consecutive-Game Hitting Streak: 30.....	Jerome Walton (1989)	
Stolen Bases: 67.....	Frank Chance (1903)	
Consecutive Successful Steal Attempts: 28.....	Eric Young (7/9/2000-end of season)	
Caught Stealing: 29.....	Charlie Hollocher (1922)	
Bases on Balls: 147.....	Jimmy Sheppard (1911)	
Intentional Bases on Balls: 37.....	Sammy Sosa (2001)	
Strikeouts: 174.....	Sammy Sosa (1997)	
Fewest Strikeouts: 5.....	Charlie Hollocher (1922) (592 AB)	
Sacrifice Hits (Since 1954): 18.....	Gene Baker (1955)	
Sacrifice Flies (Since 1954): 14.....	Ron Santo (1969)	
Hit By Pitch: 17.....	Frank Chance (1905)	
Grounded into Double Play: 27.....	Ron Santo (1973)	
Fewest Grounded into Double Play: 0.....	Augie Galan (1935) (646 AB)	

PUTTING ON THE HITS

CUBS 200-HIT CLUB

1887	Cap Anson.....	224
1912	Heinie Zimmerman.....	207
1922	Charlie Hollocher.....	201
1923	Jigger Statz.....	209
1929	Rogers Hornsby.....	229
1930	Kiki Cuyler.....	228
1930	Woody English.....	214
1930	Hack Wilson.....	208
1931	Kiki Cuyler.....	202
1931	Woody English.....	202
1932	Billy Herman.....	206
1935	Augie Galan.....	203
1935	Billy Herman.....	227
1936	Frank Demaree.....	212
1936	Billy Herman.....	211
1964	Billy Williams.....	201
1965	Billy Williams.....	203
1970	Billy Williams.....	205
1982	Bill Buckner.....	201
1984	Ryne Sandberg.....	200

LONGEST HITTING STREAKS

1894	Bill Dahlen.....	42 games
1889	Jerome Walton.....	30
1892	Jimmy Ryan.....	29
1894	Bill Dahlen.....	28
1966	Ron Santo.....	28
1929	Hack Wilson.....	27
1968	Glenn Beckert.....	27
1896	George Decker.....	26
1973	Glenn Beckert.....	26
1927	Hack Wilson.....	25
1937	Gabby Hartnett.....	24
1945	Stan Hack.....	24
1912	Heinie Zimmerman.....	23
1930	Hack Wilson.....	22
1943	Bill Nicholson.....	21
1980	Lenny Randle.....	21
1929	Hack Wilson.....	20
1934	Billy Herman.....	20
1966	Glenn Beckert.....	20
1988	Rafael Palmeiro.....	20

HITTING FOR THE CYCLE

Jimmy Ryan.....	7/28/1888 vs. Detroit
Jimmy Ryan.....	7/1/1891 vs. Cleveland
Hack Wilson.....	6/23/1930 vs. Philadelphia
Babe Herman.....	9/30/1933 @ St. Louis
Roy Smalley.....	6/28/1950 vs. St. Louis
Lee Walls.....	7/2/1957 vs. Cincinnati
Billy Williams.....	7/17/1966 @ St. Louis
Randy Hundley.....	8/11/1966 vs. Houston
Ivan DeJesus.....	4/22/1980 vs. St. Louis
Andre Dawson.....	4/29/1987 vs. San Francisco
Mark Grace.....	5/9/1993 vs. San Diego

OPEN ME FIRST

On Opening Day 2003 (March 31) at New York, the Cubs defeated the Mets 15-2 - tying a team Opening Day runs-scored mark (previously reached in 1899). The Cubs opened the game by plating 4 runs in the 1st inning - marking just the second time in club annals (also 1892) that the team scored 4 times in the 1st inning of a season.

Leading the offensive charge was Corey Patterson, who went 4-for-6 with 2 homers and a team Opening Day-record 7 RBI.

ROOKIE BATTING RECORDS

Games: 160	Ken Hubbs (1962)
At-Bats: 661	Ken Hubbs (1962)
Batting Average: .352	Hack Miller (1922)
Runs Scored: 103	Ryne Sandberg (1982)
Hits: 206	Billy Herman (1932)
Singles: 156	Billy Herman (1932)
Doubles: 42	Billy Herman (1932)
Triples: 14	Frank Schulte (1905)
Extra-Base Hits: 52	George Grantham (1923), Billy Williams (1961)
Home Runs: 25	Billy Williams (1961)
Total Bases: 265	Billy Herman (1932)
Runs Batted In: 86	Billy Williams (1961)
Stolen Bases: 43	George Grantham (1923)
Bases on Balls: 92	Eddie Stanky (1943)
Strikeouts: 143	Byron Browne (1966)
Consecutive-Game Hitting Streak: 30	Jerome Walton (1989)

CLUB SINGLE-SEASON BATTING RECORDS

Highest Batting Average: .309	1930
Lowest Batting Average: .236	1981 (Shortened Season)
	.238 1963, 1965
Most At-Bats: 5,675	1988
Fewest At-Bats: 3,546	1981 (Shortened Season)
	4,581 1919
Most Runs Scored: 998	1930
Fewest Runs Scored: 370	1981 (Shortened Season)
	454 1919
Most Hits: 1,722	1930
Fewest Hits: 838	1981 (Shortened Season)
	1,174 1919
Most Doubles: 340	1931
Fewest Doubles: 133	1902
Most Triples: 101	1911
Fewest Triples: 19	1996
Most Home Runs: 227	2004
Fewest Home Runs: 6	1902
Consecutive Games with Home Runs: 17	1998 (8/19-9/5)
Start of Season: +13	1954 (4/13-5/2)
Grand Slams: 9	1929
Most Runs Batted In: 940	1930
Fewest Runs Batted In: 348	1981 (Shortened Season)
	387 1919
Most Total Bases: *2,684	1930
Fewest Total Bases: 1,205	1981 (Shortened Season)
	1,455 1902
Most Extra-Base Hits: 555	2004
Fewest Extra-Base Hits: 179	1902
Highest Slugging Percentage: *.481	1930
Lowest Slugging Percentage: .299	1902
Sacrifice Hits: 270	1908
Sacrifice Flies: 66	1975
Most Stolen Bases: 283	1906
Fewest Stolen Bases: 22	1947
Caught Stealing: +149	1924
Most Bases on Balls: 650	1975
Fewest Bases on Balls: 298	1904, 1919
Most Strikeouts: 2,269	2002
Fewest Strikeouts: 343	1918 (Shortened Season)
	359 1919
Most Hit By Pitch: 66	2001
Fewest Hit By Pitch: 13	1956, 1981
Most Sacrifice Bunts (Since 1954): 117	2001
Most Grounded into Double Plays: 161	1933
Fewest Grounded into Double Plays: 78	1981 (Shortened Season)
	87 1991
Most Left on Base: 1,262	1975
Fewest Left on Base: 721	1981 (Shortened Season)
	956 1995
Most Times Shut Out: 22	1915, 1968
Fewest Times Shut Out: 4	seven times, last time 2001

+Major League Record ... *National League Record
 ++Ties Major League Record ... **Ties National League Record

ONLY CUBS TO

HOMER IN FIRST MAJOR LEAGUE AT-BAT

Paul Gillespie: 9/11/1942 @ N.Y. Giants
 Frank Erna: 5/24/1957 vs. Milwaukee Braves (first plate app.)
 Cuno Barragan: 9/1/1961 vs. San Francisco (first plate app.)
 Carmelo Martinez: 8/22/1983 vs. Cincinnati
 Jim Bullinger: 6/8/1992 @ St. Louis (first pitch)

HOMER IN CONSECUTIVE PITCH-HIT AT-BATS

Dale Long: 8/13-8/14/1959
 Carmen Fanzone: 7/31-9/10/1974
 Darrin Jackson: 8/14-8/16/1988
 Henry Rodriguez: 4/29-5/10/2000

HIT GRAND SLAMS IN CONSECUTIVE GAMES

Sammy Sosa: 7/27-7/28/1998

HIT TWO GRAND SLAMS IN SAME GAME

8/16/1890 vs. Pittsburgh: Tom Burns and Malachi Kittridge
 6/3/1987 vs. Houston: Brian Dayett and Keith Moreland

HIT TWO PINCH HOMERS IN SAME GAME

6/9/1954 vs. Philadelphia: Joe Garagiola and Bill Serena
 9/10/1974 vs. Pittsburgh: Carmen Fanzone and Jim Tyrone
 8/23/1975 vs. Houston: Champ Summers and Rick Monday
 7/13/1997 vs. St. Louis: Jose Hernandez and Kevin Orle
 9/12/1998 vs. Milwaukee: Tyler Houston and Orlando Merced

HIT THREE CONSECUTIVE HOME RUNS

8/11/1941 @ St. Louis: Phil Cavarretta, Stan Hack and Bill
 Nicholson (5th inning)
 4/16/1955 @ St. Louis: Larry Jackson, Ernie Banks and Dee Fondy
 (2nd inning)
 5/17/1977 vs. San Diego: Larry Bittner, Bobby Murcer and Jerry
 Morales (5th inning)
 9/6/1993 @ Philadelphia: Steve Buechele, Willie Wilson and Steve
 Lake (6th inning)
 4/19/1996 vs. San Francisco: Brian McRae, Ryne Sandberg and Mark
 Grace (6th inning)
 8/10/1998 @ San Francisco: Sammy Sosa, Mark Grace and Henry
 Rodriguez (5th inning)
 6/18/1999 @ San Francisco: Sammy Sosa, Mark Grace and Henry
 Rodriguez (8th inning)
 9/29/2001 vs. Houston: Fred McGriff, Rondell White and Todd
 Hundley (1st inning)
 6/24/2003 vs. Milwaukee: Kerry Wood, Mark Grudzielanek and Alex
 Gonzalez (6th inning)
 9/15/2004 vs. Pittsburgh: Derrek Lee, Sammy Sosa and Michael
 Barrett (1st inning)

HIT BACK-TO-BACK HOMERS TWICE IN SAME GAME

4/16/1955 @ St. Louis: Ernie Banks and Dee Fondy (2nd and 6th
 innings)

CUBS 2-GAME RECORDS

Most Hits: 12	Cal McVey, 7/22-7/25/1876 (6, 6)
Since 1900: 9	Billy Williams, 5/14-5/15/1967 (5, 4) Sammy Sosa, 6/30-7/2/1993 (3, 6)
Most Home Runs: 5	Cap Anson, 8/6-8/7/1884 (3, 2) Billy Williams, 9/8-9/10/1968 (2, 3) Dave Kingman, 7/27-7/28/1979 (2, 3)
Most RBI: 14	Sammy Sosa, 8/10-8/11/2002 (9, 5)

CUBS DOUBLEHEADER RECORDS

Most Hits: 8	Frank Demaree, 8/21/1935 @ Philadelphia Frank Demaree, 7/5/1937 vs. St. Louis Ken Hubbs, 5/20/1962 @ Philadelphia Billy Williams, 7/11/1972 vs. Houston
Most Home Runs: 4	Clyde McCullough, 7/26/1942 @ Philadelphia Bill Nicholson, 7/23/1944 @ N.Y. Giants Adolfo Phillips, 6/11/1967 vs. N.Y. Mets
Most RBI: 10	Ron Santo, 7/6/1970 vs. Montreal

Cubs Single-Game Batting Records

INDIVIDUAL BATTING

Most Runs: +6.....	Cap Anson (8/24/1886 vs. Boston Braves), Jimmy Ryan (7/25/1894 vs. Pittsburgh)
Since 1900: 5	13 times, most recently by Jody Davis (6/3/1987 vs. Houston)
Most Hits: 6.....	10 times, most recently by Sammy Sosa (7/2/1993 @ Colorado)
Most Hits, Opening Day: 5.....	Billy Herman (4/14/1936 @ St. Louis)
Most Hits, First Major League Game: 3.....	Doug Dasenczo (9/2/1988 vs. Cincinnati)
Most Hits, Consecutive At-Bats: 9	Sammy Sosa (6/30/7/2/1993)
Most Doubles: +4.....	three times, most recently by Billy Williams (4/9/1969 vs. Philadelphia)
Most Triples: 3.....	seven times, most recently by Shawn Dunston (7/28/1990 @ Montreal)
Most Home Runs: 3	34 times, most recently by Moises Alou (7/4/2003 vs. St. Louis)
Most Home Runs, Opening Day: 3	Tuffy Rhodes (4/4/1994 vs. New York Mets)
Most Extra-Base Hits: +5	George Gore (7/9/1885 vs. Providence)
Since 1900: 4	17 times, most recently by Mark Grace (7/5/1989 vs. San Diego)
Most Total Bases: 14.....	three times, most recently by George Mitterwald (4/17/1974 vs. Pittsburgh)
Most Runs Batted In: 9	Heinie Zimmerman (6/11/1911 vs. Boston Braves), Sammy Sosa (8/10/2002 @ Colorado)
Most Runs Batting In, Opening Day: 7	Corey Patterson (3/31/2003 @ New York Mets)
Most Bases on Balls: +6	Walt Wilmot (8/22/1891 vs. Cleveland Spiders)
Since 1900: 5	Etrad Hendricks (9/16/1972 vs. New York Mets), Andre Dawson (5/22/1990 vs. Cincinnati), Eric Young (6/30/2000 @ Milwaukee Brewers)
Most Times Reaching Base: 7.....	Cliff Heathcote (8/25/1922 vs. Philadelphia), Eric Young (6/30/2000 @ Milwaukee Brewers)
Most Strikeouts: 6.....	Don Hoak (5/2/1956 vs. New York Giants)
Most Sacrifice Flies: +3.....	Harry Steinfeldt (5/5/1909 vs. Cincinnati), Ernie Banks (6/2/1961 @ Cincinnati)
Most Hit By Pitch: +3.....	Frank Chance (5/30/1904 @ Cincinnati)
Most Stolen Bases: +7	George Gore (6/25/1881 vs. Providence)
Since 1900: 5	Eric Young (5/14/2000 @ Montreal)
Most Steals of Home: +2.....	Joe Tinker (6/28/1910 vs. Cincinnati)

INDIVIDUAL SINGLE-INNING RECORDS

Most Hits: +3.....	Tommy Burns (9/6/1883 vs. Detroit Wolverines - 7th), Fred Pfeffer (9/6/1883 vs. Detroit Wolverines - 7th), Ed Williamson (9/6/1883 vs. Detroit Wolverines - 7th)
Most Home Runs: 2	Sammy Sosa (5/16/1996 vs. Houston - 7th), Mark Bellhorn (8/29/2002 @ Milwaukee Brewers - 4th)
Most Home Runs, Consecutive Innings: +3	Sammy Sosa (8/10/2002 @ Colorado - 3rd, 4th, 5th)
Most Runs Batted In: 5	Billy Williams (5/1/1964 @ Houston - 1st), Mark Bellhorn (8/29/2002 @ Milwaukee Brewers - 4th)

CLUB BATTING

Most Runs: +36.....	6/29/1897 vs. Louisville
Since 1900: 26	8/25/1922 vs. Philadelphia), 8/18/1995 @ Colorado
Most Hits: 32	7/3/1883 vs. Buffalo, 6/29/1897 vs. Louisville
Since 1900: 28	7/3/1945 @ Boston Braves
Most Doubles: 14	7/3/1883 vs. Buffalo
Since 1900: 10	7/12/1931 @ St. Louis
Most Triples: 9	5/3/1896 vs. St. Louis
Most Home Runs: 7	6/11/1967 vs. New York Mets, 8/19/1970 vs. San Diego, 5/17/1977 vs. San Diego
Most Grand Slams: +2	8/16/1890 vs. Pittsburgh, 6/3/1987 vs. Houston
Most Extra-Base Hits: 16	7/3/1883 vs. Buffalo
Most Players Used: *27	9/21/1978 vs. Pittsburgh, 9/2/1986 vs. Houston
Biggest Win Since 1900: 22 runs	7/3/1945 @ Boston Braves (Cubs 24-2)
Biggest Loss Since 1900: 22 runs	9/16/1975 vs. Pittsburgh (Pirates 22-0)
Largest Shutout Win Since 1900: 19-0.....	6/7/1906 @ New York Giants, 5/13/1969 vs. San Diego
Most Runs, Doubleheader Shutout: 12.....	7/11/1965 vs. St. Louis
Most Runs, Both Clubs: 49.....	8/25/1922 vs. Philadelphia (Cubs 26-23)
Most Home Runs, Both Clubs: **11	6/11/1967 vs. New York Mets (Cubs 7, Mets 4), 7/28/1977 vs. Cincinnati (Cubs 6, Reds 5), 5/17/1979 vs. Philadelphia (Cubs 6, Phillies 5)
Most Walks Drawn: 17.....	5/30/1887 @ New York Giants
Most Strikeouts: 23	5/31/2003 vs. Houston (16 Innings)
Nine Innings: 20	8/1/1999 vs. New York Mets, 7/31/2002 vs. San Diego

CLUB SINGLE-INNING RECORDS

Most Runs: +18.....	9/6/1883 vs. Detroit Wolverines - 7th
Since 1900: 14	8/25/1922 vs. Philadelphia - 4th
Most Hits: +18	9/6/1883 vs. Detroit Wolverines - 7th
Since 1900: 11	8/25/1922 vs. Philadelphia - 4th
Most Home Runs: 4	5/12/1930 vs. New York Giants - 7th, 4/27/2000 @ Houston - 1st
Most Consecutive Hits: +10	9/7/1929 vs. Boston Braves - 4th

+Major League Record ... ++Ties Major League Record ... *National League Record ... **Ties National League Record

PINCH HITTER DEFINITION

A player shall be considered a pinch hitter only if he enters the game as a substitute batter and then only on his first time at bat, which must be before he becomes a fielder. If the team bats around and a pinch hitter comes up a second time in the inning in which he first appeared, he will not be considered a pinch hitter during that second time up.

Cubs Single-Season Batting Leaders

BATTING AVERAGE (Since 1900)		AT-BATS		RUNS SCORED		HITS	
Rogers Hornsby (1929).....	.380	Billy Herman (1935).....	666	Rogers Hornsby (1929).....	156	Rogers Hornsby (1929).....	229
Heinie Zimmerman (1912)...	.372	Don Kessinger (1969).....	664	King Kelly (1886).....	155	Kiki Cuyler (1930).....	228
Riggs Stephenson (1929).....	.362	Ken Hubbs (1962).....	661	Kiki Cuyler (1930).....	155	Billy Herman (1935).....	227
Kiki Cuyler (1929).....	.360	Bill Buckner (1982).....	657	Woody English (1930).....	152	Cap Anson (1887).....	224
Hack Wilson (1930).....	.356	Billy Herman (1932).....	656	George Gore (1886).....	150	Woody English (1930).....	214
Kiki Cuyler (1930).....	.355	Glenn Beckert (1966).....	656	Bill Dahlen (1894).....	150	Frank Demaree (1936).....	212
Phil Cavarretta (1945).....	.355	Jigger Statz (1923).....	655	Hack Wilson (1930).....	146	Billy Herman (1936).....	211
Ray Grimes (1922).....	.354	Don Kessinger (1968).....	655	Sammy Sosa (2001).....	146	Jigger Statz (1923).....	209
Bill Madlock (1975).....	.354	Billy Williams (1966).....	648	Hugh Duffy (1889).....	144	Hack Wilson (1930).....	208
Hack Miller (1922).....	.352	Sparky Adams (1927).....	647	Jimmy Ryan (1889).....	140	Heinie Zimmerman (1912).....	207
SINGLES		DOUBLES		TRIPLES		HOME RUNS	
Cap Anson (1887).....	171	Billy Herman (1935).....	57	Frank Schulte (1911).....	21	Sammy Sosa (1998).....	66
Bill Everitt (1898).....	169	Billy Herman (1936).....	57	Vic Saier (1913).....	21	Sammy Sosa (2001).....	64
Bill Everitt (1895).....	168	Mark Grace (1995).....	51	Bill Dahlen (1892).....	19	Sammy Sosa (1999).....	63
Sparky Adams (1927).....	165	Derrek Lee (2005).....	50	Bill Dahlen (1896).....	19	Hack Wilson (1930).....	56
Frank Demaree (1936).....	159	Kiki Cuyler (1930).....	50	Ryne Sandberg (1984).....	19	Sammy Sosa (2000).....	50
Jigger Statz (1923).....	158	Ned Williamson (1883).....	49	Billy Herman (1939).....	18	Andre Dawson (1987).....	49
Billy Herman (1935).....	157	Riggs Stephenson (1932).....	49	Jimmy Ryan (1897).....	17	Sammy Sosa (2002).....	49
Glenn Beckert (1966).....	157	Rogers Hornsby (1929).....	47	Heinie Zimmerman (1911).....	17	Dave Kingman (1979).....	48
Billy Herman (1932).....	156	Riggs Stephenson (1927).....	46	Kiki Cuyler (1930).....	17	Ernie Banks (1958).....	47
Glenn Beckert (1971).....	156	Walt Wilmont (1894).....	45	Woody English (1930).....	17	Derrek Lee (2005).....	46
EXTRA-BASE HITS		TOTAL BASES		RUNS BATTED IN		STOLEN BASES (Since 1900)	
Sammy Sosa (2001).....	103	Sammy Sosa (2001).....	425	Hack Wilson (1930).....	191	Frank Chance (1903).....	67
Derrek Lee (2005).....	99	Hack Wilson (1930).....	423	Sammy Sosa (2001).....	160	Bill Maloney (1905).....	59
Hack Wilson (1930).....	97	Sammy Sosa (1998).....	416	Hack Wilson (1929).....	159	Frank Chance (1906).....	57
Rogers Hornsby (1929).....	94	Rogers Hornsby (1929).....	409	Sammy Sosa (1998).....	158	Ryne Sandberg (1985).....	54
Sammy Sosa (1999).....	89	Sammy Sosa (1999).....	397	Rogers Hornsby (1929).....	149	Eric Young (2000).....	54
Sammy Sosa (2000).....	89	Derrek Lee (2005).....	393	Cap Anson (1886).....	147	Johnny Evers (1906).....	49
Sammy Sosa (1998).....	86	Sammy Sosa (2000).....	383	Ernie Banks (1959).....	143	Davey Lopes (1985).....	47
Ernie Banks (1957).....	83	Ernie Banks (1958).....	379	Sammy Sosa (1999).....	141	Johnny Evers (1907).....	46
Ernie Banks (1955).....	82	Billy Williams (1970).....	373	Sammy Sosa (2000).....	138	Bobby Dernier (1984).....	45
Ernie Banks (1958).....	81	Billy Williams (1965).....	356	Andre Dawson (1987).....	137	Ivan DeJesus (1980).....	44
WALKS		STRIKEOUTS		SLUGGING PERCENTAGE		ON-BASE PCT. (Since 1900)	
Jimmy Sheppard (1911).....	147	Sammy Sosa (1997).....	174	Sammy Sosa (2001).....	.737	Rogers Hornsby (1929).....	.459
Jimmy Sheppard (1912).....	122	Sammy Sosa (1999).....	171	Hack Wilson (1930).....	.723	Hack Wilson (1930).....	.454
Richtie Ashburn (1960).....	116	Sammy Sosa (1998).....	171	Rogers Hornsby (1929).....	.679	Frank Chance (1905).....	.450
Sammy Sosa (2001).....	116	Sammy Sosa (2000).....	168	Derrek Lee (2005).....	.662	Phil Cavarretta (1945).....	.449
Cap Anson (1890).....	113	Corey Patterson (2004).....	160	Sammy Sosa (1998).....	.647	Riggs Stephenson (1929).....	.445
Johnny Evers (1910).....	108	Sammy Sosa (2001).....	153	Sammy Sosa (1999).....	.635	Ray Grimes (1922).....	.442
Hack Wilson (1930).....	105	Mark Bellhorn (2002).....	144	Sammy Sosa (2000).....	.634	Frank Chance (1903).....	.439
Gary Matthews (1984).....	103	Sammy Sosa (2002).....	144	Gabby Hartnett (1930).....	.630	Bob O'Farrell (1922).....	.439
Sammy Sosa (2002).....	103	Byron Browne (1966).....	143	Hack Wilson (1929).....	.618	Kiki Cuyler (1929).....	.438
George Gore (1886).....	102	Sammy Sosa (2003).....	143	Ernie Banks (1958).....	.614	Sammy Sosa (2001).....	.437

Cubs Single-Season Leaders By Position Since 1900

POS	BATTING AVERAGE		RUNS SCORED		HITS		DOUBLES	
1B	Phil Cavarretta (1945).....	.355	Derrek Lee (2005).....	120	Bill Buckner (1982).....	201	Mark Grace (1995).....	51
2B	Rogers Hornsby (1929).....	.380	Rogers Hornsby (1929).....	156	Rogers Hornsby (1929).....	229	Billy Herman (1935, 1936).....	57
SS	Charlie Hollocher (1922).....	.340	Woody English (1930).....	152	Woody English (1930).....	214	English (1931), Kessinger (1969).....	38
3B	Heinie Zimmerman (1912).....	.372	Stan Hack (1939).....	112	Heinie Zimmerman (1912).....	207	Heinie Zimmerman (1912).....	41
LF	Riggs Stephenson (1929).....	.362	Billy Williams (1970).....	137	Billy Williams (1970).....	205	Riggs Stephenson (1932).....	49
CF	Hack Wilson (1930).....	.356	Hack Wilson (1930).....	146	Jigger Statz (1923).....	209	Kiki Cuyler (1934).....	42
RF	Kiki Cuyler (1929).....	.360	Kiki Cuyler (1930).....	155	Kiki Cuyler (1930).....	228	Kiki Cuyler (1930).....	52
C	Gabby Hartnett (1935).....	.344	Gabby Hartnett (1930).....	84	Gabby Hartnett (1930).....	172	five times, last 2005.....	30
P	Percy Jones (1927).....	.350	Bob Wicker (1903).....	18	Lon Warneke (1930).....	30	Charlie Root (1930, 1931).....	8
POS	TRIPLES		HOME RUNS		RUNS BATTED IN		STOLEN BASES	
1B	Vic Saier (1913).....	21	Derrek Lee (2005).....	46	Derrek Lee (2005).....	107	Frank Chance (1903).....	67
2B	Ryne Sandberg (1984).....	19	Ryne Sandberg (1990).....	40	Rogers Hornsby (1929).....	149	Sandberg (1985), Young (2000).....	54
SS	Woody English (1930).....	17	Ernie Banks (1958).....	47	Ernie Banks (1959).....	143	Ivan DeJesus (1980).....	44
3B	Heinie Zimmerman (1912).....	14	Aramis Ramirez (2004).....	35	Ron Santo (1969).....	123	Ryne Sandberg (1982).....	32
LF	Topsy Hartzell (1901).....	16	Dave Kingman (1979).....	48	Billy Williams (1970).....	129	Davey Lopes (1985).....	47
CF	Solly Hoffman (1910).....	16	Hack Wilson (1930).....	56	Hack Wilson (1930).....	191	Bob Dernier (1984).....	45
RF	Frank Schulte (1911).....	21	Sammy Sosa (1998).....	66	Sammy Sosa (2001).....	160	Billy Maloney (1905).....	59
C	Johnny Kling (1903).....	13	Gabby Hartnett (1930).....	37	Gabby Hartnett (1930).....	122	Johnny Kling (1902, 1903).....	23
P	Taylor (1903), Root (1929).....	4	Fergie Jenkins (1971).....	6	Fergie Jenkins (1971).....	20	Nixey Callahan (1900).....	5

CUBS HOME RUN RECORDS

CUBS THREE-HOMER GAMES — ACCOMPLISHED 36 TIMES (*Consecutive At-Bats)

Edward Williamson5/30/1884 vs. Detroit	Ernie Banks*9/14/1957 vs. Pittsburgh	Andre Dawson*8/1/1987 vs. Philadelphia
Cap Anson*8/6/1884 vs. Cleveland	Lee Walls4/24/1958 @ Los Angeles	Tuffy Rhodes*4/4/1994 vs. N.Y. Mets
Hack Wilson7/26/1930 @ Philadelphia	Walt Moryn5/30/1958 vs. Los Angeles	Sammy Sosa*6/5/1996 vs. Philadelphia
Rogers Hornsby*4/24/1931 @ Pittsburgh	Ernie Banks*5/29/1962 vs. Milwaukee Braves	Sammy Sosa6/15/1998 vs. Milwaukee
Babe Herman7/20/1933 vs. Philadelphia	Ernie Banks6/9/1963 vs. Los Angeles	Brant Brown6/18/1998 vs. Philadelphia
Henry Leiber*7/4/1939 vs. St. Louis	Adolfo Phillips*6/11/1967 vs. N.Y. Mets	Sammy Sosa*8/9/2001 vs. Colorado
Clyde McCullough*7/26/1942 @ Philadelphia	Billy Williams9/10/1968 vs. N.Y. Mets	Sammy Sosa8/22/2001 vs. Milwaukee
Bill Nicholson*7/23/1944 @ N.Y. Giants	Rick Monday*5/16/1972 @ Philadelphia	Sammy Sosa*9/23/2001 @ Houston
Andy Pafo*8/2/1950 vs. N.Y. Giants	George Mitterwald4/17/1974 vs. Pittsburgh	Sammy Sosa*8/10/2002 @ Colorado
Hank Sauer*8/28/1950 vs. Philadelphia	Dave Kingman5/14/1978 @ Los Angeles	Moises Alou7/4/2003 vs. St. Louis
Hank Sauer6/11/1952 vs. Philadelphia	Dave Kingman5/17/1979 vs. Philadelphia	Aramis Ramirez7/30/2004 vs. Philadelphia
Ernie Banks8/4/1955 vs. Pittsburgh	Dave Kingman*7/28/1979 @ N.Y. Mets	Aramis Ramirez9/16/2004 @ Cincinnati

WRIGLEY FIELD/ROAD CAREER HOMER LEADERS

CUBS BATTERS AT WRIGLEY FIELD	CUBS BATTERS ON THE ROAD	VISITING PLAYERS AT WRIGLEY FIELD
Sammy Sosa293	Sammy Sosa252	Willie Mays54
Ernie Banks290	Ernie Banks222	Hank Aaron50
Billy Williams231	Billy Williams161	Mike Schmidt50
Ron Santo212	Ron Santo125	Mel Ott38
Ryne Sandberg164	Ryne Sandberg118	Eddie Mathews36

CUBS CAREER MULTI-HOMER GAME LEADERS

BATTER	MULTI	2-HR	3-HR	BATTER	MULTI	2-HR	3-HR
Sammy Sosa	65	59	6	Hank Sauer	18	16	2
Ernie Banks	42	38	4	Gabby Hartnett	14	14	0
Billy Williams	29	28	1	Bill Nicholson	13	12	1
Ryne Sandberg	25	25	0	Rick Monday	10	9	1
Ron Santo	25	25	0	Dave Kingman	10	7	3
Hack Wilson	24	23	1	Leon Durham	10	10	0
Andre Dawson	18	17	1				

CUBS SINGLE-SEASON HOME/ROAD LEADERS

AT HOME		ON THE ROAD	
1998	Sammy Sosa35	1998	Sammy Sosa31
2001	Sammy Sosa34	1999	Sammy Sosa30
1930	Hack Wilson33	2001	Sammy Sosa30
1999	Sammy Sosa33	2000	Sammy Sosa28
1958	Ernie Banks30	2002	Sammy Sosa25
2004	Moises Alou29	1930	Hack Wilson23
1970	Billy Williams28	1960	Ernie Banks23
1987	Andre Dawson27	1979	Dave Kingman23

CUBS GRAND SLAM RECORDS

CUBS CAREER GRAND SLAM LEADERS

Ernie Banks12	Gabby Hartnett5
Bill Nicholson8	Andy Pafo5
Billy Williams8	Ryne Sandberg5
Sammy Sosa8	Ron Santo5
Jody Davis5	5 players tied at4

CUBS PINCH-HIT GRAND SLAMS SINCE 1900

BATTER	DATE/OPPONENT	PITCHER
Chick Tolson	5/1/1927 vs. Pittsburgh	Ray Kremer
Rogers Hornsby	9/13/1931 @ Boston Braves	Bruce Cunningham
Harvey Hendrick	7/23/1933 vs. Philadelphia	Phil Collins
Bob Scheffing	9/20/1941 @ St. Louis	Howie Krist
Dom Dallesandro	6/21/1942 @ N.Y. Giants	Bill McGee
Frank Secory	6/6/1946 vs. N.Y. Giants	Dave Koslo
Cliff Abernethy	9/9/1947 vs. Brooklyn	Vic Lombardi
Ron Northey	9/18/1950 @ Brooklyn	Dan Bankhead
Phil Cavarretta	7/29/1951 vs. Philadelphia	Robin Roberts
Bill Serena	8/14/1953 vs. Milwaukee Braves	Dave Jolly
Earl Averill	5/12/1959 vs. Milwaukee Braves	Lew Burdette
Bill Madlock	9/28/1974 @ Los Angeles	Don Sutton
Champ Summers	8/23/1975 vs. Houston	Jim York
Pete LaCock	9/3/1975 @ St. Louis	Bob Gibson
Tim Hosley	9/14/1975 vs. Philadelphia	Randy Lerch
Dave Rader	6/26/1978 vs. New York	Dale Murray
Mike Vail	6/30/1979 vs. New York	Dale Murray
Brian Dayett	5/22/1985 vs. Cincinnati	Tom Browning
Jim Sundberg	7/8/1987 vs. San Diego	Lance McCullers
Dwight Smith	7/31/1989 @ Philadelphia	Greg Harris
Andre Dawson	4/19/1991 @ Pittsburgh	Stan Belinda
Glennell Hill	8/20/1998 vs. San Francisco	Julian Tavarez
Roosevelt Brown	9/19/2000 @ Milwaukee	Juan Acevedo
Julio Zuleta	6/5/2001 vs. St. Louis	Alan Benes
Michael Barrett	5/24/2004 @ Pittsburgh-Game 1	Brian Meadows

A GRAND TIME WAS HAD BY ALL

With 4 grand slams in 2005, the Cubs increased their all-time number of bases-loaded roundtrippers to 271.

The Cubs record for grand slams in a season is 9, recorded in 1929 by Hack Wilson (2), Rogers Hornsby (2), Charlie Grimm (2), Riggs Stephenson, Norman McMillan and Kiki Cuyler. McMillan's roundtripper was of the inside-the-park variety.

The club's first grand slam was hit by pitcher Larry Corcoran on June 20, 1882, off Worcester's Lee Richmond at Chicago's Lakefront Park.

The only Cubs to hit more than 2 grand slams in one season are Ernie Banks (5 in 1955), Wildfire Schulte (4 in 1911) and Sammy Sosa (3 in 1998). Sosa hit grand slams in back-to-back games July 27-July 28 of that season, becoming the first Cub to accomplish that feat.

On June 3, 1987, the Cubs and Houston Astros combined to hit 3 grand slams — tying a major league single-game record. Two Cubs hit bases-loaded roundtrippers — Brian Dayett (off Bob Knepper) and Keith Moreland (off Julio Salano). Houston's Billy Hatcher hit a grand slam in the contest off Rick Sutcliffe.

On August 16, 1890, Chicago batters Tom Burns and Malachi Kittridge both connected for 5th-inning grand slams off Pittsburgh's Bill Phillips — for the franchise's only multiple grand slam inning.

CUBS INSIDE-THE-PARK GRAND SLAMS SINCE 1900

BATTER	DATE/OPPONENT	PITCHER
Frank Chance	8/4/1902 @ Philadelphia	Doc White
Bill Maloney	6/25/1905 vs. Cincinnati	Jack Harper
Cy Williams	8/5/1913 vs. Brooklyn	Nap Rucker
Heinie Zimmerman	8/18/1914 vs. Brooklyn	Pat Ragan
Barney Friberg	7/15/1923 @ New York Giants	Claude Jonnard
Jigger Statz	8/9/1924 @ Boston Braves	Larry Benton
Norm McMillan	8/26/1929 vs. Cincinnati	Rube Ehrhardt
Eddie Waitkus	8/24/1947 @ New York Giants	Hooks Iott
Jack Cusick	5/18/1951 vs. Philadelphia	Ken Johnson
Chico Walker	8/28/1991 @ San Francisco	Paul McClellan

CUBS PINCH-HITTING RECORDS

Most Pinch Hits, Season: 20.....	Thad Bosley (1985), Dave Clark (1997)
Most Pinch Hits, Club, Inning: +4	5/21/1927 @ Brooklyn (9th inning)
Most Pinch Homers, Career: 9.....	Glenallen Hill
Most Pinch Homers, Season: 4	Glenallen Hill (1999)
Most Pinch Homers, Club, Season: 10	1998
Most Pinch Grand Slams, Club, Season: +3 ..	1975
Most Pinch Homers, Club, Game: +2	5 times, most recently 9/12/1998 vs. Milwaukee
Most Pinch RBI, Season: 22.....	Dave Clark (1997)
Most Consecutive Pinch Hits: 6	Bobby Adams (1958), Mike Vail (1978)
Most Consecutive Pinch Hitters, Club: +5.....	9/20/1996 @ Pittsburgh (7th inning)

+Ties Major League Record

CUBS CAREER PINCH-HIT LEADERS

Dwight Smith	50	Scot Thompson.....	39
Larry Blittner.....	46	Dave Clark.....	31
Thad Bosley.....	46	Mike Vail.....	31
Phil Cavarretta.....	46	George Altman.....	30
Bob Will.....	46	Gabby Hartnett.....	29
Dom Dallesandro	45	Jerry Morales.....	29

CUBS PINCH HOMER INFORMATION

Entering the 2006 season, the Cubs have hit 268 pinch homers all-time (146 at Wrigley Field, 4 at West Side Grounds, 118 on the road). The club's first pinch homer was hit by Wilbur Good on June 19, 1913, off Philadelphia's Grover Alexander at Chicago's West Side Grounds.

CUBS SWITCH-HITTING RECORDS

Batting Average: .329 ...	Walt Wilmot (1894) – 655 plate appearances Since 1900: .314 ...
Since 1900: .314 ...	Augie Galan (1935) – 758 plate appearances
Hits: 203	Augie Galan (1935)
Home Runs: 27.....	Mark Bellhorn (2002) – 10 vs. LHP, 17 vs. RHP
Runs Batted In: 130.....	Walt Wilmot (1894)
Since 1900: 81.....	Augie Galan (1936)

HOMERS FROM BOTH SIDES OF PLATE IN ONE GAME

Augie Galan: 6/25/1937 vs. Brooklyn
Ellis Burton: 8/1/1963 @ Milwaukee Braves
Ellis Burton: 9/7/1964 vs. Milwaukee Braves
Mark Bellhorn: 6/30/2002 @ Chicago White Sox
Mark Bellhorn: 8/29/2002 @ Milwaukee – 4th inning

CUBS SWITCH HITTER INFORMATION

Entering the 2006 season, the Cubs have employed 121 position-player switch-hitters in their history, including at least one every season since 1960. The club has had six switch-hitting position players in a season four times, most recently in 1978 (Tim Blackwell, Mike Gordon, Steve Ontiveros, Rodney Scott, Joe Wallis and Jerry White).

The first switch-hitting Cub was player/manager Bob Ferguson in 1878. Don Kessinger, meanwhile, holds the switch-hitting longevity mark for the Cubs at 12 years (1964-1975).

CUBS EXTRA-INNING RECORDS

Most Extra-Inning Games: 23	1991, 1992
Most Extra-Inning Victories: 15.....	1927
Fewest Extra-Inning Losses: 1.....	1948
Fewest Extra-Inning Victories: 2.....	1901, 1994
Most Extra-Inning Losses: 15.....	1992
Most Extra-Inning Home Runs: 7	1955, 1959

CUBS EXTRA INNINGS INFORMATION

Three players in Cubs history have hit 3 extra-inning home runs in one season – Ernie Banks (1955), Ron Santo (1966) and Alex Gonzalez (2003).

The latest homer in Cubs history took place September 2, 1986, when Keith Moreland hit a 17th-inning roundtripper against Houston.

STEALS OF HOME AND INSIDE-THE-PARK HOMERS

On August 10, 2001, vs. San Francisco, Ricky Gutierrez successfully stole home as part of a double steal (with Michael Tucker).

The Cubs' steal of home records:
Career Leader: 22 – Frank Schulte
Single-Season: 6 – Johnny Evers (1907)
Game: 2 – Joe Tinker (6/28/1910 vs. Cincinnati)

The only Cub to steal second, third and home in the same inning was Wilbur Good – on April 18, 1915, vs. Brooklyn (6th inning).

On October 6, 2001, at Wrigley Field, Sammy Sosa circled the bases in the 3rd inning for an inside-the-park homer off Pittsburgh's Tony McKnight.

The Cubs' inside-the-park homer records:
Career Leader (Since 1900): 18 – Frank Schulte
Single-Season: 6 – Tommy Leach (1913), Cy Williams (1915)
Game: 2 – Hugh Duffy (8/9/1889 vs. Boston Braves), Topsy Hartzell (8/5/1901 @ Cincinnati)

The only time in Cubs history that the club had back-to-back inside-the-park homers took place June 23, 1946, when Eddie Waitkus and Marv Rickert accomplished the feat against the New York Giants at the Polo Grounds.

The last Cub to have an inside-the-park homer as his first ML homer was Carmen Mauro – on October 3, 1948, at St. Louis (off Murry Dickson).

CUBS ALL-TIME BATTING LEADERS

GAMES		AVERAGE (Minimum 1,450 At-Bats)		AT-BATS		RUNS SCORED	
Ernie Banks.....	2,528	Cap Anson.....	.339	Ernie Banks.....	9,421	Cap Anson.....	1,711
Cap Anson.....	2,253	Riggs Stephenson.....	.336	Cap Anson.....	9,084	Jimmy Ryan.....	1,410
Billy Williams.....	2,213	Bill Madlock.....	.336	Billy Williams.....	8,479	Ryne Sandberg.....	1,316
Ryne Sandberg.....	2,151	Bill Lange.....	.330	Ryne Sandberg.....	8,379	Billy Williams.....	1,306
Ron Santo.....	2,126	Kiki Cuyler.....	.325	Ron Santo.....	7,768	Ernie Banks.....	1,305
Phil Cavarretta.....	1,953	Bill Everitt.....	.323	Stan Hack.....	7,278	Sammy Sosa.....	1,245
Stan Hack.....	1,938	Hack Wilson.....	.322	Mark Grace.....	7,156	Stan Hack.....	1,239
Gabby Hartnett.....	1,926	Mike Kelly.....	.316	Sammy Sosa.....	6,990	Ron Santo.....	1,109
Mark Grace.....	1,910	George Gore.....	.315	Jimmy Ryan.....	6,818	Mark Grace.....	1,057
Sammy Sosa.....	1,811	Jimmy Ryan.....	.312	Phil Cavarretta.....	6,592	Phil Cavarretta.....	968
HITS		TOTAL BASES		SINGLES		DOUBLES	
Cap Anson.....	3,081	Ernie Banks.....	4,706	Cap Anson.....	2,330	Cap Anson.....	530
Ernie Banks.....	2,583	Billy Williams.....	4,262	Stan Hack.....	1,692	Mark Grace.....	456
Billy Williams.....	2,510	Cap Anson.....	4,145	Billy Williams.....	1,629	Ernie Banks.....	407
Ryne Sandberg.....	2,385	Sammy Sosa.....	3,980	Ryne Sandberg.....	1,624	Ryne Sandberg.....	403
Mark Grace.....	2,201	Ryne Sandberg.....	3,786	Ernie Banks.....	1,574	Billy Williams.....	402
Stan Hack.....	2,193	Ron Santo.....	3,667	Mark Grace.....	1,554	Gabby Hartnett.....	391
Ron Santo.....	2,171	Mark Grace.....	3,187	Jimmy Ryan.....	1,524	Stan Hack.....	363
Jimmy Ryan.....	2,127	Gabby Hartnett.....	3,079	Ron Santo.....	1,415	Jimmy Ryan.....	362
Sammy Sosa.....	1,985	Jimmy Ryan.....	3,070	Phil Cavarretta.....	1,395	Ron Santo.....	353
Phil Cavarretta.....	1,927	Stan Hack.....	2,889	Don Kessinger.....	1,336	Billy Herman.....	346
TRIPLES		HOME RUNS		EXTRA-BASE HITS		RUNS BATTED IN	
Jimmy Ryan.....	142	Sammy Sosa.....	545	Ernie Banks.....	1,009	Cap Anson.....	1,879
Cap Anson.....	129	Ernie Banks.....	512	Billy Williams.....	881	Billy Williams.....	1,636
Frank Schulte.....	117	Billy Williams.....	392	Sammy Sosa.....	873	Ernie Banks.....	1,414
Bill Dahlen.....	106	Ron Santo.....	337	Ryne Sandberg.....	761	Billy Williams.....	1,353
Phil Cavarretta.....	99	Ryne Sandberg.....	282	Ron Santo.....	756	Ron Santo.....	1,290
Joe Tinker.....	93	Gabby Hartnett.....	231	Cap Anson.....	751	Gabby Hartnett.....	1,153
Ernie Banks.....	90	Bill Nicholson.....	205	Gabby Hartnett.....	686	Ryne Sandberg.....	1,061
Billy Williams.....	87	Hank Sauer.....	198	Mark Grace.....	647	Mark Grace.....	1,004
Stan Hack.....	81	Hack Wilson.....	190	Jimmy Ryan.....	603	Jimmy Ryan.....	914
Three tied with.....	80	Andre Dawson.....	174	Phil Cavarretta.....	532	Phil Cavarretta.....	896
WALKS		STRIKEOUTS		STOLEN BASES		SLUGGING PERCENTAGE	
Stan Hack.....	1,092	Sammy Sosa.....	1,815	Frank Chance.....	402	Hack Wilson.....	.590
Ron Santo.....	1,071	Ron Santo.....	1,271	Bill Lange.....	399	Sammy Sosa.....	.569
Cap Anson.....	952	Ryne Sandberg.....	1,259	Jimmy Ryan.....	369	Hank Sauer.....	.512
Mark Grace.....	946	Ernie Banks.....	1,236	Ryne Sandberg.....	344	Andre Dawson.....	.507
Billy Williams.....	911	Billy Williams.....	934	Joe Tinker.....	304	Billy Williams.....	.503
Sammy Sosa.....	798	Shawon Dunston.....	770	Walt Wilmont.....	292	Ernie Banks.....	.500
Phil Cavarretta.....	794	Bill Nicholson.....	684	Johnny Evers.....	291	Gabby Hartnett.....	.490
Ernie Banks.....	763	Gabby Hartnett.....	683	Bill Dahlen.....	285	Kiki Cuyler.....	.485
Ryne Sandberg.....	761	Jody Davis.....	647	Fred Pfeffer.....	263	Leon Durham.....	.484
Bill Nicholson.....	696	Don Kessinger.....	629	Cap Anson.....	247	Ron Santo.....	.472

ROARING 20'S

The Cubs have been involved in two of the highest scoring games in major league history, defeating Philadelphia 26-23 on August 25, 1922, at Cubs Park, and falling to the Phillies 23-22 on May 17, 1979, at Wrigley Field.

The Cubs have scored at least 20 runs in a game 15 times since 1900. The last time they reached that scoring plateau occurred May 5, 2001, at Wrigley Field — a 20-1 victory over Los Angeles. Their last 20-plus runs affair on the road took place August 18, 1995, at Colorado (26-7).

The last time the Cubs surrendered 20 runs in a game took place July 3, 1999, at Philadelphia (21-8 loss). The Cubs have allowed 20-plus runs 12 times since 1900.

The highest-scoring games in Cubs annals since 1900:

49 Runs — August 25, 1922.....	Cubs 26, Philadelphia 23, at Cubs Park
45 — May 17, 1979...Philadelphia 23, Cubs 22,	at Wrigley Field
36 — April 17, 1954....Cubs 23, St. Louis 13,	at Wrigley Field
34 — July 24, 1930...Cubs 19, Philadelphia 15,	at Baker Bowl
34 — April 17, 1976...Philadelphia 18, Cubs 16,	at Wrigley Field
33 — Sept. 6, 1930....Cubs 19, Pittsburgh 14,	at Forbes Field
33 — Sept. 2, 1957 (Gm. 1).....	Milwaukee 23, Cubs 10, at Wrigley Field
33 — August 16, 1987...New York 23, Cubs 10,	at Wrigley Field
33 — August 18, 1995.....Cubs 26, Colorado 7,	at Coors Field

CUBS MISCELLANEOUS RECORDS SINCE 1900

Most Players Used: 51	2000
Fewest Players Used: *20	1905
Most Pitchers Used: 25	1999
Most Games Won: +116	1906
Fewest Games Won: 38	1981 (Shortened Season)
53	1901
Fewest Games Lost: 36	1906
Most Games Lost: 103	1962, 1966
Highest Winning Percentage: .763	1906
Lowest Winning Percentage: .364	1962, 1966
Most Games Won, Month: 26	August 1906, July 1935, July 1945
Most Games Lost, Month: 24	July 1957, August 1999
Most 1-0 Games Won: 9	1906
Most 1-0 Games Lost: +10	1916
Best Record vs. One Team: +21-1	Boston Braves 1909, Cincinnati 1945
Longest 1-0 Game Won: 17 innings	9/21/1901 vs. Boston Braves
Longest 1-0 Game Lost: 17 innings	8/23/1980 @ Houston
Longest Game, Innings: 22	5/17/1927 @ Boston Braves
Longest Game, Time: 6:10	8/17-8/18/1982 (vs. Los Angeles, 21 innings)
9-Inning Game: +4:22	5/11/2000 vs. Milwaukee
Runs Scored, Consecutive Games: 53	1876 - 7/22 vs. Louisville (30), 7/25 vs. Cincinnati (23)
Since 1900: 35	1987 - 6/2-6/3 vs. Houston (13, 22)
Runs Scored, Three Straight Games: 71	1876 - 7/20-7/22 vs. Louisville (18, 30), 7/25 vs. Cincinnati (23)
Since 1900: 49	1930 - 6/1 vs. Pittsburgh (16), 6/3-6/4 @ Boston Braves (15, 18)
Runs Allowed, Consecutive Games: 36	1896 - 6/30-7/1 vs. Cleveland (17, 19)
1979 - 5/16-5/17 vs. Philadelphia (13, 23)	
Runs Allowed, Three Straight Games: 54	1999 - 7/1 vs. Milwaukee (19), 7/2-7/3 @ Philadelphia (14, 21)

*Ties Major League Record ... *National League Record

CUBS — LAST TIME IT HAPPENED

Played 16-inning game: 5/31/2003 vs. Houston
 Played 17-Inning Game: 8/11/1992 vs. Montreal
 Played 18-Inning Game: 8/6/1989 @ Pittsburgh
 Played 9-Inning Game In Under 2 Hours: 6/21/2002 vs. St. Louis
 (1:49)
 Turned 5 Double Plays: 6/15/2003 @ Toronto
 Turned Triple Play: Brian McRae to Jose Hernandez to Ryne
 Sandberg, 5/10/1997 @ San Francisco (Stan Javier)
 Hit Into Triple Play: Henry Rodriguez, 5/14/2000 @ Montreal (Lee
 Stevens to Orlando Cabrera to Chris Widger)
 Won Back-to-Back 1-0 Shutouts: 4/17-4/18/1973 @ New York
 Won Back-to-Back 1-0 Shutouts at Wrigley Field: 5/19-5/20/1961
 vs. St. Louis
 Played Three Consecutive Extra-Inning Games: 6/7-6/9/2001
 vs. St. Louis (1), @ White Sox (2)
 Played Tie Game: 5/28/1993 vs. Montreal (2-2, 5 innings)
 Played Tie Game On Road: 10/11/1981 @ New York (2-2, 8 innings)
 Overcame 5-Run Deficit To Win: 5/25/2000 @ Colorado (trailed 5-0,
 won 6-5)
 Overcame 6-Plus Run Deficit To Win: 6/22/1999 @ Colorado (trailed
 9-1, won 13-12)
 Overcame 9-Run Deficit To Win (Cubs Record): 8/29/1989 vs.
 Houston (trailed 9-0, won 10-9)

CUBS LONGEST WIN STREAKS

21 Games: 6/5-7/8/1880 ... 9/4-9/27/1935
 18 Games: 6/11-6/24/1885
 15 Games: 6/4-6/21/1936
 14 Games: 8/20-9/1/1906 ... 8/20-9/3/1932
 13 Games: 5/4-5/21/1892 ... 5/5-5/19/1928

CUBS BATTERS LAST TIME IT HAPPENED

10-Run Inning: 6/10/2004 vs. St. Louis (4th)
 11-Run Inning: 5/5/1946 vs. Philadelphia (7th)
 Last 10-Plus Run Inning Against Cubs: 9/6/2002 @ St. Louis (11
 in 3rd)
 6-Homer Game: 8/20/2004 @ Houston
 7-Homer Game: 5/17/1977 vs. San Diego
 Against Cubs: 9/9/2000 vs. Houston
 5-Hit Game: Derrek Lee, 6/1/2005 @ Los Angeles
 6-Hit Game: Sammy Sosa, 7/2/1993 @ Colorado
 Against Cubs: Mike Benjamin, 6/14/1995 vs. San Francisco
 7-Hit Game Against Cubs: Rennie Stennett, 9/16/1975 vs. Pittsburgh
 2-Hit Inning: Jerry Hairston, 8/28/2005 vs. Florida (7th)
 More Than 5 RBI: 6 - Derrek Lee, 4/27/2005 vs. Cincinnati
 More Than 7 RBI: 9 - Sammy Sosa, 8/10/2002 @ Colorado (tied Cubs
 record)
 7-Plus RBI Game Against Cubs: Jason Bay, 9/19/2003-1 @
 Pittsburgh - 8
 3-Homer Game: Aramis Ramirez, 9/16/2004 @ Cincinnati
 Against Cubs: Jeromy Burnitz, 5/10/2001 @ Milwaukee
 4-Homer Game Against Cubs: Mike Schmidt, 4/17/1976 vs. Philadelphia
 2-Homer Inning: Mark Bellhorn, 8/29/2002 @ Milwaukee (4th)
 4-Homer Inning (Club): Eric Young, Ricky Gutierrez, Henry Rodriguez
 and Damon Buford, 4/27/2000 @ Houston (1st)
 Grand Slam: Jeromy Burnitz, 8/23/2005 vs. Atlanta (Joey Devine)
 Against Cubs: Bobby Abreu, 8/4/2005 @ Philadelphia (Mark Prior)
 Homers In 5 Consecutive Games: Sammy Sosa, 6/3-6/8/1998

Pinch Grand Slam: Michael Barrett, 5/28/2004 @ Pittsburgh - Game 1
 (Mike Johnson)
 Against Cubs: Benny Agbayani, 3/30/2000 vs. New York @ Tokyo
 Dome (Danny Young)
 Pinch Homer: Todd Walker, 5/29/2005 vs. Colorado
 Inside-The-Park Homer: Sammy Sosa, 10/6/2001 vs. Pittsburgh (Tony
 McKnight)
 Against Cubs: Dave Roberts, 8/9/2003 @ Los Angeles (Matt
 Clement)
 Homer In First Major League At-Bat: Jim Bullinger, 6/8/1992 @ St.
 Louis (Rheal Cormier)
 Homer In First At-Bat With Cubs: Henry Rodriguez, 3/31/1998 @ Florida
 (Livan Hernandez)
 Back-to-Back-to-Back Homers: Derrek Lee, Sammy Sosa and Michael
 Barrett, 9/15/2004 vs. Pittsburgh
 Against Cubs: Fernando Tatis, J.D. Drew and Mike Matheny,
 4/6/2000 @ St. Louis (Kyle Farnsworth)
 Game-Opening Homer: Jerry Hairston, 6/30/2005 vs. Milwaukee (Chris
 Capuano)
 Game-Ending Walkoff Homer: Derrek Lee, 5/11/2005 vs. New York
 (Heath Bell)
 Hit For Cycle: Mark Grace, 5/9/1993 vs. San Diego (Greg Harris single/
 double/triple, Rich Rodriguez homer)
 Against Cubs: Willie McGee, 6/23/1984 vs. St. Louis
 Steal of Home: Ricky Gutierrez, 8/10/2001 vs. San Francisco
 Against Cubs: Scott Podsednik, 8/30/2003 vs. Milwaukee

PITCHING RECORDS

Cubs Yearly Pitching Since 1876

YEAR	G	W-L	ERA	CG	SHO	SV	IP	H	R	ER	HR	HB	BB	IBB	SO	WP	BK	AVG
1876	66	52-14	1.76	58	9	4	592.1	608	257	116	6	—	29	—	51	3	0	.244
1877	60	26-33	3.37	45	3	*3	534.0	630	375	200	7	—	58	—	92	45	0	.274
1878	61	30-30	2.37	*61	1	0	551.0	577	331	145	4	—	*35	—	175	38	0	.253
1879	83	46-33	2.46	*82	6	0	744.0	762	411	203	5	—	57	—	211	24	0	.244
1880	86	67-17	1.93	80	8	3	775.0	*622	317	166	8	—	129	—	*367	33	0	.209
1881	84	56-28	2.43	81	9	0	744.2	*722	379	201	14	—	122	—	228	38	1	.243
1882	84	55-29	*2.22	*83	7	0	763.2	*667	353	188	13	—	102	—	279	30	0	.221
1883	98	59-39	2.78	91	5	1	862.0	942	540	266	21	—	123	—	299	30	1	.260
1884	113	62-50	3.03	106	9	0	997.1	1028	647	336	83	—	231	—	472	60	0	.250
1885	113	87-25	2.23	108	14	*4	1015.2	868	470	252	37	—	202	—	458	29	0	.221
1886	126	90-34	2.54	116	8	*3	1097.2	988	555	310	49	—	262	—	*647	53	0	.232
1887	127	71-50	*3.46	117	4	*3	1126.0	1494	716	433	55	53	338	—	*510	86	0	.309
1888	136	77-58	2.96	123	13	1	1186.1	1139	659	390	63	59	308	—	588	81	1	.246
1889	136	67-65	3.73	123	6	2	1237.0	1313	814	512	71	42	408	—	434	50	0	.282
1890	139	83-53	3.24	126	6	*3	1237.1	1103	692	446	41	47	481	—	504	66	0	.234
1891	137	82-53	3.47	114	6	3	1220.2	1207	730	471	53	44	475	—	477	63	1	.249
1892	147	70-76	3.16	133	6	1	1298.0	1269	735	456	35	38	424	—	518	40	0	.246
1893	128	56-71	4.81	101	4	*5	1117.1	1278	874	597	*26	64	553	—	273	41	0	.279
1894	137	57-75	5.63	*118	0	0	1163.0	1575	1080	728	43	65	569	—	284	38	1	.321
1895	133	72-58	4.67	*119	3	1	1150.2	1422	854	597	38	69	432	—	297	34	0	.300
1896	132	71-57	4.44	*118	2	1	1161.1	1307	804	573	30	81	467	—	354	28	0	.282
1897	138	59-73	4.53	*131	2	1	1197.0	1485	894	603	30	64	433	—	361	32	1	.303
1898	152	85-65	*2.83	137	*13	0	1342.2	1357	679	422	17	82	364	—	323	27	3	.261
1899	152	75-73	3.37	*147	8	1	1331.1	1433	763	498	20	82	330	—	313	18	5	.275
1900	146	65-75	3.23	*137	9	1	1271.0	1375	751	456	*21	81	324	—	357	25	0	.276
1901	140	53-86	3.33	*131	2	0	1241.2	1348	699	460	27	53	324	—	*586	31	2	.275
1902	143	68-69	*2.19	*134	17	2	1293.1	1244	505	315	7	44	281	—	447	27	1	.253
1903	139	82-56	*2.77	117	6	6	1240.1	*1182	599	382	14	37	*354	—	451	23	0	.250
1904	156	93-60	2.30	139	18	6	1383.2	*1150	517	354	16	36	402	—	618	24	5	.224
1905	155	92-61	*2.04	133	*23	2	1407.1	*1135	442	319	14	51	385	—	627	21	2	.224
1906	155	*116-36	*1.75	125	*30	10	1388.1	*1018	381	270	*12	53	446	—	*702	20	4	.207
1907	155	*107-45	*1.73	114	*32	8	1373.1	*1054	390	264	*11	38	402	—	586	25	1	.216
1908	158	*99-55	2.14	108	*29	12	1433.2	*1137	461	341	20	39	437	—	*668	34	2	.221
1909	155	104-49	*1.75	111	*32	11	1399.1	*1094	390	272	6	38	364	—	680	30	2	.215
1910	154	*104-50	*2.51	100	*25	13	1378.2	*1171	499	384	18	41	474	—	609	31	3	.235
1911	157	92-62	2.90	85	12	*16	1411.0	1270	607	454	*26	47	525	—	582	35	2	.245
1912	152	91-59	3.42	80	15	9	1358.2	1307	668	517	33	47	493	—	554	35	2	.259
1913	155	88-65	3.13	89	12	15	1373.0	1330	630	478	39	39	478	—	556	43	1	.260
1914	156	78-76	2.71	70	14	11	1389.1	*1169	638	418	37	39	528	—	*651	60	2	.233
1915	156	73-80	3.11	71	18	8	1399.0	1272	620	484	28	44	480	—	*657	40	0	.247
1916	156	67-86	2.65	72	17	13	1416.2	1265	541	417	32	39	365	—	616	37	0	.244
1917	157	74-80	2.62	79	16	9	1404.0	1303	567	408	34	30	374	—	*654	37	2	.253
1918	131	*84-45	*2.18	92	*23	8	1197.0	1050	393	290	*13	22	296	—	*472	19	2	.239
1919	140	75-65	*2.21	80	21	5	1265.0	1127	407	311	*14	28	294	—	*495	20	1	.242
1920	154	75-79	3.27	*95	13	9	1388.2	1459	635	504	37	25	382	—	508	22	1	.276
1921	153	64-89	4.39	73	7	7	1363.0	1605	773	665	67	40	409	—	441	17	3	.303
1922	156	80-74	4.34	74	8	12	1397.2	1579	808	674	77	55	475	—	402	29	5	.292
1923	154	83-71	3.82	80	8	11	1366.2	*1419	704	580	86	31	435	—	408	18	3	.269
1924	154	81-72	3.83	85	4	6	1380.2	1459	699	587	89	23	438	—	416	17	4	.275
1925	154	68-86	4.41	75	5	10	1370.0	1575	773	671	102	29	485	—	435	12	1	.292
1926	155	82-72	*3.26	77	13	14	1378.1	1407	602	499	*39	36	486	—	508	20	2	.273
1927	153	85-68	3.65	75	11	5	1385.0	1439	661	562	50	38	514	—	465	16	3	.273
1928	154	91-63	3.40	75	12	14	1380.2	1383	615	521	*56	32	508	—	531	18	1	.267
1929	156	*98-54	4.16	79	*14	21	1398.2	1542	758	646	77	21	537	—	548	23	2	.284
1930	156	90-64	4.80	67	6	12	1403.2	1642	870	749	111	26	528	—	601	28	1	.294
1931	156	84-70	3.97	80	8	8	1385.2	1448	710	612	54	36	524	—	541	23	2	.268
1932	154	*90-64	*3.44	79	9	7	1401.0	*1444	633	536	68	28	409	—	527	26	2	.264
1933	154	86-68	2.93	*95	16	9	1362.0	1316	536	443	51	30	413	—	488	32	1	.254
1934	152	86-65	3.76	73	11	9	1361.1	1432	639	568	80	19	417	—	633	32	3	.269
1935	154	*100-54	*3.26	*81	12	14	1394.1	*1417	597	505	85	20	400	—	589	32	2	.263
1936	154	87-67	3.54	*77	*18	10	1382.1	*1413	603	543	77	29	434	—	597	23	0	.265
1937	154	93-61	3.97	73	11	13	1381.1	1434	682	610	91	22	502	—	596	32	1	.267
1938	154	*89-63	*3.37	67	*16	*18	1396.2	1414	597	523	71	17	454	—	*583	31	5	.262
1939	156	84-70	3.80	72	8	13	1392.1	1504	678	588	74	19	430	—	584	20	3	.276

YEAR	G	W-L	ERA	CG	SHO	SV	IP	H	R	ER	HR	HB	BB	IBB	SO	WP	BK	AVG
1940	154	75-79	3.54	69	12	14	1392.0	1418	636	548	74	16	430	—	564	10	2	.262
1941	155	70-84	3.72	74	8	9	1364.2	1431	670	564	*60	21	*449	—	548	21	2	.267
1942	155	68-86	3.60	71	10	14	1400.2	1447	665	560	70	18	525	—	507	27	4	.267
1943	154	74-79	3.31	67	13	14	1386.0	1379	599	510	53	18	*394	—	513	20	1	.258
1944	157	75-79	3.59	70	11	13	1400.2	1484	669	558	75	11	458	—	545	25	0	.274
1945	155	*98-56	*2.98	*86	15	14	1366.1	*1301	532	452	*57	22	*385	—	541	19	2	.249
1946	155	82-71	3.24	59	15	11	1393.0	1370	581	502	58	19	527	—	619	15	2	.256
1947	155	69-85	4.04	46	8	15	1367.0	1449	722	613	106	20	618	—	571	30	3	.274
1948	155	64-90	4.00	51	7	10	1355.1	1355	705	603	*89	19	619	—	636	27	2	.261
1949	154	61-93	4.50	44	8	17	1357.2	1487	773	679	104	22	575	—	544	36	4	.279
1950	154	64-89	4.28	55	9	19	1371.1	1452	772	652	130	27	593	—	559	31	10	.271
1951	155	62-92	4.34	48	10	10	1385.2	1416	750	668	125	29	572	—	544	43	7	.265
1952	155	77-77	3.58	59	15	15	1386.1	*1265	631	552	101	32	534	—	661	47	2	.240
1953	155	65-89	4.79	38	3	22	1359.0	1491	835	723	151	38	554	—	623	27	4	.276
1954	154	64-90	4.51	41	6	19	1374.1	1375	766	688	131	26	619	—	622	35	2	.264
1955	154	72-81	4.17	47	10	23	1378.1	1306	713	639	153	29	601	57	686	31	1	.251
1956	157	60-94	3.96	37	6	17	1392.0	1325	708	612	161	33	613	79	744	24	1	.252
1957	156	62-92	4.13	30	5	26	1403.1	1397	722	644	144	31	601	42	859	34	5	.261
1958	154	72-82	4.22	27	5	24	1361.0	1322	725	638	142	38	619	57	805	36	7	.254
1959	155	74-80	4.01	30	11	25	1391.0	1337	688	620	152	24	519	40	765	34	6	.254
1960	156	60-94	4.35	36	6	25	1402.2	1393	776	678	152	42	565	56	805	39	4	.260
1961	156	64-90	4.48	34	6	25	1385.0	1492	800	690	165	35	465	47	755	50	3	.277
1962	162	59-103	4.54	29	4	26	1438.1	1509	827	725	159	46	601	60	783	66	5	.272
1963	162	82-80	3.08	45	15	28	1457.0	1357	578	498	119	24	400	32	851	43	11	.249
1964	162	76-86	4.08	*58	11	19	1445.0	1510	724	655	144	17	423	64	737	50	3	.270
1965	164	72-90	3.78	33	9	35	1472.0	1470	723	618	154	27	481	78	855	51	2	.260
1966	162	59-103	4.33	28	6	24	1458.0	1513	809	702	184	28	479	64	908	40	4	.268
1967	162	87-74	3.48	47	7	28	1457.0	1352	624	564	142	28	463	74	888	35	2	.246
1968	163	84-78	3.41	46	12	32	1453.2	1399	611	551	138	27	392	47	894	41	3	.254
1969	163	92-70	3.34	58	22	27	1454.1	1366	611	540	118	29	475	72	1017	39	4	.248
1970	162	84-78	3.76	*59	9	25	1435.0	1402	679	600	143	25	*475	58	1000	40	4	.256
1971	162	83-79	3.61	*75	17	13	1444.0	1458	648	579	132	26	411	53	900	38	6	.262
1972	156	85-70	3.22	54	19	32	1398.2	1329	567	500	112	34	*421	56	824	32	4	.251
1973	161	77-84	3.66	27	13	40	1437.2	1471	655	584	128	30	*438	67	885	47	4	.267
1974	162	66-96	4.28	23	6	26	1466.1	1593	826	697	122	40	576	72	895	61	20	.277
1975	162	75-87	4.49	27	8	33	1444.1	1587	827	721	130	40	551	59	850	35	9	.281
1976	162	75-87	3.93	27	12	33	1471.1	1511	728	643	123	28	490	60	850	38	11	.268
1977	162	81-81	4.01	16	10	44	1468.0	1500	739	654	128	22	489	101	*942	55	17	.266
1978	162	79-83	4.05	24	7	38	1455.1	1475	724	655	125	33	539	93	768	53	12	.265
1979	162	80-82	3.88	20	11	44	1446.2	1500	707	624	127	43	521	87	*933	40	5	.270
1980	162	64-98	3.89	13	6	35	1479.0	1525	728	639	109	28	589	85	923	39	17	.272
1981	106	38-65	4.01	6	2	20	956.2	983	483	426	59	21	388	60	532	42	8	.270
1982	162	73-89	3.92	9	7	43	1447.1	1510	709	630	125	29	452	67	764	32	15	.272
1983	162	71-91	4.08	9	10	42	1428.2	1496	719	647	117	25	498	83	807	43	13	.274
1984	161	*96-65	3.75	19	8	50	1434.0	1458	658	598	99	22	*442	62	879	40	10	.267
1985	162	77-84	4.16	20	8	42	1442.1	1492	729	666	156	23	519	83	820	31	11	.271
1986	160	70-90	4.49	11	6	42	1445.0	1546	781	721	143	19	557	78	962	55	20	.279
1987	161	76-85	4.55	11	5	48	1434.2	1524	801	726	159	27	628	67	1024	58	29	.275
1988	163	77-85	3.84	30	10	29	1464.1	1494	694	625	115	31	490	75	897	56	26	.265
1989	162	*93-69	3.43	18	10	55	1460.1	1369	623	556	106	25	532	70	918	44	24	.250
1990	162	77-85	4.34	13	7	42	1442.2	1510	774	695	121	28	572	85	877	62	14	.271
1991	160	77-83	4.03	12	4	40	1456.2	1415	734	653	117	28	542	64	927	48	12	.257
1992	162	78-84	3.39	16	11	37	1469.0	1337	624	554	107	44	575	75	901	68	11	.246
1993	163	84-78	4.18	8	5	56	1449.2	1514	739	673	153	43	470	61	905	43	21	.273
1994	113	49-64	4.47	5	5	27	1023.2	1054	549	508	120	19	392	35	717	41	6	.268
1995	144	73-71	4.13	6	*12	+45	1301.0	1313	671	597	162	34	518	68	926	38	6	.262
1996	162	76-86	4.36	10	10	34	1456.1	1447	771	705	184	55	546	55	1027	48	8	.260
1997	162	68-94	4.44	6	4	37	1429.0	1451	759	705	185	43	590	51	1072	35	8	.266
1998	163	90-73	4.47	7	7	56	1477.1	1528	792	733	180	48	575	48	1207	48	14	.266
1999	162	67-95	5.27	11	6	32	1430.2	1619	920	837	221	27	529	48	980	59	9	.286
2000	162	65-97	5.25	10	5	39	1454.2	1505	904	849	231	62	658	45	1143	45	4	.268
2001	162	88-74	4.03	8	6	41	1437.0	1357	701	643	164	50	550	43	*1344	48	5	.249
2002	162	67-95	4.29	11	9	23	1441.1	1373	759	687	167	58	606	53	*1333	44	+2	.253
2003	162	88-74	3.83	13	14	36	1456.1	1304	683	619	143	71	617	36	*11404	63	3	.241
2004	162	89-73	3.81	3	6	42	1465.1	*1363	665	621	169	76	545	33	*1346	50	9	.247
2005	162	79-83	4.19	8	10	39	1440.0	1357	714	671	186	50	576	48	*1256	57	7	.250

#Major League Record
 *Led National League
 +Tied for National League Lead

Bold Face — Club High/Low Record Since 1900 (Excludes Strike-Shortened Seasons)

Saves originated in 1960 and became official in 1969

SEEING DOUBLE

Since the advent of divisional play in 1969, the Cubs have only had one instance in which starting pitchers struck out 10 batters in 3 straight games. From May 11-May 13, 1969, Ken Holtzman (vs. San Francisco), Fergie Jenkins (vs. San Diego) and Dick Selma (vs. San Diego) all went the distance — and struck out 10 batters apiece — in consecutive Wrigley Field affairs.

Cubs Yearly Pitching Leaders From 1876-1939

YEAR	VICTORIES	ERA	GAMES	GAMES STARTED
1876	Albert Spalding*#47	Albert Spalding1.75	Albert Spalding61	Albert Spalding60
1877	George Bradley18	George Bradley3.31	Larry Corcoran50	George Bradley44
1878	Terry Larkin29	Terry Larkin2.24	Terry Larkin56	Terry Larkin56
1879	Terry Larkin31	Terry Larkin2.44	Terry Larkin58	Terry Larkin58
1870s	TERRY LARKIN - 60	ALBERT SPALDING - 1.78	TERRY LARKIN - 114	TERRY LARKIN - 114
1880	Larry Corcoran43	Fred Goldsmith1.75	Larry Corcoran63	Larry Corcoran60
1881	Larry Corcoran**#31	Larry Corcoran2.31	Larry Corcoran45	Larry Corcoran44
1882	Fred Goldsmith28	Larry Corcoran*1.95	Fred Goldsmith45	Fred Goldsmith45
1883	Larry Corcoran34	Larry Corcoran2.49	Larry Corcoran56	Larry Corcoran53
1884	Larry Corcoran35	John Clarkson2.14	Larry Corcoran60	Larry Corcoran59
1885	John Clarkson*#53	John Clarkson1.85	John Clarkson*#70	John Clarkson*#70
1886	John Clarkson36	Jocko Flynn2.24	John Clarkson55	John Clarkson55
1887	John Clarkson38	John Clarkson3.08	John Clarkson60	John Clarkson59
1888	Gus Krock25	Gus Krock2.44	Gus Krock39	Gus Krock39
1889	Dwyer, Gumbert, Hutchison16	Bill Hutchison3.54	Bill Hutchison37	Bill Hutchison36
1880s	LARRY CORCORAN - 175	LARRY CORCORAN - 2.26	LARRY CORCORAN - 270	LARRY CORCORAN - 262
1890	Bill Hutchison*41	Bill Hutchison2.70	Bill Hutchison*#71	Bill Hutchison66
1891	Bill Hutchison**#44	Bill Hutchison2.81	Bill Hutchison*#66	Bill Hutchison**#58
1892	Bill Hutchison**#36	Bill Hutchison2.76	Bill Hutchison*#75	Bill Hutchison*#70
1893	Willie McGill17	Hal Mauck4.41	Bill Hutchison44	Bill Hutchison40
1894	Clark Griffith21	Clark Griffith4.92	Bill Hutchison37	Bill Hutchison34
1895	Clark Griffith26	Clark Griffith3.93	Clark Griffith42	Clark Griffith41
1896	Clark Griffith23	Clark Griffith3.54	Danny Friend, Clark Griffith36	Clark Griffith35
1897	Clark Griffith21	Clark Griffith3.72	Clark Griffith41	Clark Griffith38
1898	Clark Griffith24	Clark Griffith*#1.88	Clark Griffith38	Clark Griffith38
1899	Clark Griffith22	Clark Griffith2.79	Jack Taylor41	Jack Taylor39
1890s	BILL HUTCHISON - 164	NIXEY CALLAHAN - 3.09	BILL HUTCHISON - 331	BILL HUTCHISON - 303
1900	Clark Griffith14	Ned Garvin2.41	Nixey Callahan32	Nixey Callahan32
1901	Rube Waddell14	Rube Waddell2.81	Long Tom Hughes37	Long Tom Hughes35
1902	Jack Taylor23	Jack Taylor*#1.29	Jack Taylor37	Jack Taylor34
1903	Jack Taylor21	Jake Weimer2.30	Jack Taylor37	Jack Taylor, Jake Weimer33
1904	Jake Weimer20	Mordecai Brown1.86	Jake Weimer37	Jake Weimer37
1905	Brown, Reulbach, Weimer18	Ed Reulbach1.42	Ed Reulbach34	Jake Weimer30
1906	Mordecai Brown26	Mordecai Brown*#1.04	Mordecai Brown36	Mordecai Brown32
1907	Orval Overall23	Jack Pfister*#1.15	Orval Overall36	Orval Overall30
1908	Mordecai Brown29	Mordecai Brown1.47	Ed Reulbach46	Ed Reulbach35
1909	Mordecai Brown*27	Mordecai Brown1.31	Mordecai Brown*50	Mordecai Brown34
1900s	MORDECAI BROWN - 135	MORDECAI BROWN - 1.51	MORDECAI BROWN - 220	MORDECAI BROWN - 171
1910	Mordecai Brown25	King Cole*1.80	Mordecai Brown46	Mordecai Brown31
1911	Mordecai Brown21	Lew Richie2.31	Mordecai Brown*53	Ed Reulbach29
1912	Larry Cheney*#26	Larry Cheney2.85	L. Cheney, J. Lavender42	Larry Cheney37
1913	Larry Cheney21	George Pearce2.31	Larry Cheney*#54	Larry Cheney36
1914	Hippo Vaughn21	Hippo Vaughn2.05	Larry Cheney*50	Larry Cheney*#40
1915	Hippo Vaughn20	Bert Humphries2.31	J. Lavender, H. Vaughn41	Hippo Vaughn34
1916	Hippo Vaughn17	Hippo Vaughn2.20	Hippo Vaughn44	Hippo Vaughn35
1917	Hippo Vaughn23	Hippo Vaughn2.01	Phil Douglas*#51	Hippo Vaughn38
1918	Hippo Vaughn*22	Hippo Vaughn*1.74	Hippo Vaughn35	Hippo Vaughn33
1919	Hippo Vaughn21	Grover Alexander*1.72	Hippo Vaughn38	Hippo Vaughn*37
1910s	HIPPO VAUGHN - 129	HIPPO VAUGHN - 2.08	HIPPO VAUGHN - 248	HIPPO VAUGHN - 218
1920	Grover Alexander27	Grover Alexander*#1.91	Grover Alexander46	Grover Alexander*#40
1921	Grover Alexander15	Grover Alexander3.39	Lefty York40	Grover Alexander29
1922	Vic Aldridge, Grover Alexander16	Vic Aldridge3.52	Percy Jones44	Vic Aldridge34
1923	Grover Alexander22	Vic Keen3.00	Grover Alexander39	Grover Alexander36
1924	Tony Kaufmann16	Grover Alexander3.03	Vic Keen40	Vic Aldridge32
1925	Grover Alexander15	Grover Alexander3.39	Guy Bush42	Sheriff Blake31
1926	Charlie Root18	Charlie Root2.82	Charlie Root42	Charlie Root32
1927	Charlie Root*#26	Guy Bush3.03	Charlie Root*#48	Charlie Root36
1928	Pat Malone18	Sheriff Blake2.47	Guy Bush, Pat Malone42	Charlie Root30
1929	Pat Malone*22	Charlie Root3.47	Guy Bush*#50	Charlie Root31
1920s	GROVER ALEXANDER - 110	GROVER ALEXANDER - 3.02	GUY BUSH - 222	GROVER ALEXANDER - 193
1930	Pat Malone**20	Pat Malone3.94	Guy Bush46	Pat Malone35
1931	Charlie Root17	Bob Smith3.22	Guy Bush, Charlie Root39	Charlie Root31
1932	Lon Warneke22	Lon Warneke*#2.37	Guy Bush40	Pat Malone33
1933	Guy Bush20	Lon Warneke2.00	Guy Bush41	Lon Warneke34
1934	Lon Warneke22	Lon Warneke3.21	Lon Warneke43	Lon Warneke35
1935	Bill Lee, Lon Warneke20	Larry French, Bill Lee2.96	Larry French, Lon Warneke42	Bill Lee32
1936	Larry French, Bill Lee18	Bill Lee3.31	Larry French, Bill Lee43	Bill Lee33
1937	Tex Carleton, Larry French16	Tex Carleton3.15	Charlie Root43	Bill Lee33
1938	Bill Lee*#22	Bill Lee*#2.66	C. Bryant, B. Lee, C. Root44	Bill Lee*#37
1939	Bill Lee19	Claude Passeau3.05	Jack Russell39	Bill Lee**36
1930s	CHARLIE ROOT - 114	LON WARNEKE - 2.85	CHARLIE ROOT - 377	BILL LEE - 200

YEAR	COMPLETE GAMES	INNINGS PITCHED	STRIKEOUTS
1876	Albert Spalding53	Albert Spalding528.2	Albert Spalding39
1877	George Bradley35	George Bradley394.0	George Bradley59
1878	Terry Larkin56	Terry Larkin506.0	Terry Larkin163
1879	Terry Larkin57	Terry Larkin513.1	Terry Larkin142
1870s	TERRY LARKIN — 113	TERRY LARKIN — 1019.1	TERRY LARKIN — 305
1880	Larry Corcoran57	Larry Corcoran536.1	Larry Corcoran*268
1881	Larry Corcoran43	Larry Corcoran396.2	Larry Corcoran150
1882	Fred Goldsmith45	Fred Goldsmith405.0	Larry Corcoran170
1883	Larry Corcoran51	Larry Corcoran473.2	Larry Corcoran216
1884	Larry Corcoran57	Larry Corcoran516.2	Larry Corcoran272
1885	John Clarkson*#68	John Clarkson*#623.0	John Clarkson*#308
1886	John Clarkson50	John Clarkson466.2	John Clarkson313
1887	John Clarkson56	John Clarkson*523.0	John Clarkson*237
1888	Gus Krock39	Gus Krock339.2	Gus Krock161
1889	Bill Hutchison33	Bill Hutchison318.0	Bill Hutchison136
1880s	LARRY CORCORAN — 252	LARRY CORCORAN — 2338.1	LARRY CORCORAN — 1086
1890	Bill Hutchison*#65	Bill Hutchison*#603.0	Bill Hutchison289
1891	Bill Hutchison*#56	Bill Hutchison*#561.0	Bill Hutchison261
1892	Bill Hutchison*#67	Bill Hutchison*#622.0	Bill Hutchison*#314
1893	Bill Hutchison38	Bill Hutchison348.1	Willie McGill91
1894	C. Griffith, B. Hutchison28	Bill Hutchison279.1	Clark Griffith71
1895	Clark Griffith39	Clark Griffith353.0	Adonis Terry88
1896	Clark Griffith35	Clark Griffith317.2	Danny Friend86
1897	Clark Griffith**#38	Clark Griffith343.2	Clark Griffith102
1898	Clark Griffith36	Clark Griffith325.2	Clark Griffith97
1899	Jack Taylor39	Jack Taylor354.2	Nixey Callahan77
1890s	BILL HUTCHISON — 284	BILL HUTCHISON — 2704.2	BILL HUTCHISON — 1088
1900	Nixey Callahan32	Nixey Callahan285.1	Ned Garvin107
1901	Long Tom Hughes32	Long Tom Hughes308.1	Long Tom Hughes225
1902	Jack Taylor34	Jack Taylor333.2	Pop Williams99
1903	Jack Taylor33	Jack Taylor312.1	Jake Weimer128
1904	Jake Weimer31	Jake Weimer307.0	Jake Weimer177
1905	Ed Reulbach28	Ed Reulbach291.2	Ed Reulbach152
1906	Mordecai Brown27	Mordecai Brown277.1	Jack Pfister153
1907	Orval Overall26	Orval Overall268.1	Orval Overall141
1908	Mordecai Brown27	Mordecai Brown312.1	Orval Overall167
1909	Mordecai Brown*32	Mordecai Brown*342.2	Orval Overall*205
1900s	MORDECAI BROWN — 151	MORDECAI BROWN — 1626.2	MORDECAI BROWN — 716
1910	Mordecai Brown**27	Mordecai Brown295.1	Mordecai Brown143
1911	Mordecai Brown21	Mordecai Brown270.0	Mordecai Brown129
1912	Larry Cheney*28	Larry Cheney303.1	Larry Cheney140
1913	Larry Cheney25	Larry Cheney305.0	Larry Cheney136
1914	Hippo Vaughn23	Larry Cheney311.1	Hippo Vaughn165
1915	Hippo Vaughn18	Hippo Vaughn269.2	Hippo Vaughn148
1916	Hippo Vaughn21	Hippo Vaughn294.0	Hippo Vaughn144
1917	Hippo Vaughn27	Hippo Vaughn295.2	Hippo Vaughn195
1918	Hippo Vaughn27	Hippo Vaughn*290.1	Hippo Vaughn*148
1919	Hippo Vaughn25	Hippo Vaughn*306.2	Hippo Vaughn*141
1910s	HIPPO VAUGHN — 146	HIPPO VAUGHN — 1806.0	HIPPO VAUGHN — 977
1920	Grover Alexander*#33	Grover Alexander*#363.1	Grover Alexander*#173
1921	Grover Alexander21	Grover Alexander252.0	Speed Martin86
1922	Vic Aldridge, Grover Alexander20	Vic Aldridge258.1	Tiny Osborne81
1923	Grover Alexander26	Grover Alexander305.0	G. Alexander, T. Kaufmann72
1924	Vic Aldridge20	Vic Aldridge244.1	Tony Kaufmann79
1925	Grover Alexander20	Grover Alexander236.0	Sheriff Blake93
1926	Charlie Root21	Charlie Root271.1	Charlie Root127
1927	Charlie Root21	Charlie Root*309.0	Charlie Root145
1928	Sheriff Blake, Pat Malone16	Pat Malone250.2	Pat Malone155
1929	Pat Malone, Charlie Root19	Charlie Root272.0	Pat Malone*166
1920s	GROVER ALEXANDER — 136	GROVER ALEXANDER — 1623.1	CHARLIE ROOT — 518
1930	Pat Malone**22	Pat Malone271.2	Pat Malone142
1931	Charlie Root19	Charlie Root251.0	Charlie Root131
1932	Lon Warneke25	Lon Warneke277.0	Pat Malone120
1933	Lon Warneke**#26	Lon Warneke287.1	Lon Warneke133
1934	Lon Warneke23	Lon Warneke291.1	Lon Warneke143
1935	Lon Warneke20	Lon Warneke261.2	Lon Warneke120
1936	Bill Lee20	Bill Lee258.2	Lon Warneke113
1937	Tex Carleton18	Bill Lee272.1	Bill Lee108
1938	Bill Lee19	Bill Lee291.0	Clay Bryant*135
1939	Bill Lee20	Bill Lee282.1	Claude Passeau108
1930s	BILL LEE, LON WARNEKE — 110	CHARLIE ROOT — 1829.1	CHARLIE ROOT — 818

*Major League Leader
 *National League Leader
 =Cubs All-Time Record

**Tied for Major League Lead
 **Tied for National League Lead

NOTE: ERA leaders based on 1.0 inning pitched per game played. Decade leaders based on 500.0 innings.

PITCH OUTS

The Cubs set a team mark in 1999 by utilizing 25 different pitchers.

The club mark for most left-handed pitchers to see mound action in a season is 10 — a figure reached in both 1999 and 2000. Prior to the 1999 campaign, the team record of 8 had stood since 1966.

The team mark for most strikeouts by a reliever is 11, set by Dave Hillman during a 7.2-inning relief stint May 28, 1959, against Los Angeles.

The last Cubs position player to take the mound for the Cubs was third baseman Gary Gaetti, who saw relief action July 3, 1999, at Philadelphia.

Since the advent of divisional play in 1969, the only Cub to record a save in his major league debut was Todd Wellemeier (May 15, 2003, at Milwaukee).

The last Cubs rookie to hurl back-to-back complete games was Dennis Lamp in 1978 (July 23 at San Diego, July 28 at San Francisco).

The Cubs haven't had a rookie with more than 1 complete game in a season since Frank Castillo tossed 4 in 1991.

The best career start record-wise for a Cubs pitcher is 8-0, recorded by King Cole in 1910. The worst start belongs to Jim Brewer, who began his Cubs career 0-8 in 1961.

On July 17, 1918, Lefty Tyler pitched a Cubs-record 21 innings in a route-going 2-1 win against Philadelphia. He gave up 13 hits and 1 walk while striking out 8.

Three years earlier, on June 17, 1915, reliever George "Zip" Zabel was called into a game against Brooklyn with two out in the top of the 1st inning at West Side Grounds. He had to pitch 18.1 innings before earning the win, as the Cubs won 4-3 in the 19th inning.

The Cubs' top single-season pitchers' batting marks for:

AVG: .350 ...Percy Jones (1927)
 H: 30 ...Lon Warneke (1930)
 HR: 6 ...Fergie Jenkins (1971)
 RBI: 20 ...Fergie Jenkins (1971)
 SH: 13 ...Greg Maddux (1992)
 SO: 55 ...Don Cardwell (1961)

Cubs Yearly Pitching Leaders Since 1940

YEAR	VICTORIES	ERA	GAMES	GAMES STARTED
1940	Claude Passeau20	Claude Passeau2.50	Claude Passeau46	Larry French33
1941	Claude Passeau14	Vern Olsen3.15	Vern Olsen37	Claude Passeau30
1942	Claude Passeau19	Claude Passeau2.68	Hi Bithorn38	Claude Passeau34
1943	Hi Bithorn18	Hi Bithorn2.60	Hi Bithorn39	Claude Passeau31
1944	Hank Wyse16	Claude Passeau2.89	Paul Derringer42	Hank Wyse34
1945	Hank Wyse22	Ray Prim2.40	Hank Wyse38	Hank Wyse34
1946	Hank Wyse14	Johnny Schmitz2.61	Johnny Schmitz41	Johnny Schmitz31
1947	Johnny Schmitz13	Johnny Schmitz3.22	Emil Kush47	Johnny Schmitz28
1948	Johnny Schmitz18	Johnny Schmitz2.64	Jess Dobernic54	Johnny Schmitz30
1949	Johnny Schmitz11	Bob Rush4.07	Bob Chipman38	Johnny Schmitz31
1940s	CLAUDE PASSEAU - 111	CLAUDE PASSEAU - 7.94	CLAUDE PASSEAU - 258	CLAUDE PASSEAU - 207
1950	Bob Rush13	Bob Rush3.71	Dubiel, Minner, Rush, Schmitz39	Bob Rush34
1951	Bob Rush11	Paul Minner3.79	Dutch Leonard41	Bob Rush29
1952	Bob Rush17	Warren Hacker2.58	Dutch Leonard45	Bob Rush32
1953	Warren Hacker, Paul Minner12	Paul Minner4.21	Turk Lowm49	Warren Hacker32
1954	Bob Rush13	Bob Rush3.77	Jim Davis46	Bob Rush32
1955	Sam Jones14	Paul Minner3.48	Hal Jeffcoat50	Sam Jones34
1956	Bob Rush13	Bob Rush3.19	Turk Lowm61	Bob Rush32
1957	Dick Drott15	Moe Drabowsky3.53	Turk Lowm*#67	Moe Drabowsky33
1958	Glen Hobbie10	Glen Hobbie3.74	Don Elston*#69	Dick Drott31
1959	Glen Hobbie16	Dave Hillman3.53	D. Elston, B. Henry**#65	Bob Anderson36
1950s	BOB RUSH - 95	BOB RUSH - 3.65	BOB RUSH - 268	BOB RUSH - 249
1960	Glen Hobbie16	Dick Ellsworth3.72	Don Elston60	Glen Hobbie36
1961	Don Cardwell15	Don Cardwell3.82	Don Elston58	Don Cardwell*38
1962	Bob Buhl12	Bob Buhl3.69	B. Anderson, D. Elston57	Dick Ellsworth33
1963	Dick Ellsworth22	Dick Ellsworth2.11	Lindy McDaniel57	Dick Ellsworth, Larry Jackson37
1964	Larry Jackson*#24	Larry Jackson3.14	Lindy McDaniel63	Larry Jackson38
1965	D. Ellsworth, L. Jackson14	Cat Koonce3.69	Ted Abernathy*#84	Larry Jackson39
1966	Ken Holtzman11	Fergie Jenkins3.31	Fergie Jenkins60	Dick Ellsworth37
1967	Fergie Jenkins20	Fergie Jenkins2.80	Bill Hands49	Fergie Jenkins38
1968	Fergie Jenkins20	Fergie Jenkins2.63	Phil Regan68	Fergie Jenkins*40
1969	Fergie Jenkins21	Bill Hands2.49	Phil Regan71	Fergie Jenkins*#42
1960s	DICK ELLSWORTH - 84	FERGIE JENKINS - 2.95	DON ELSTON - 274	DICK ELLSWORTH - 235
1970	Fergie Jenkins22	Ken Holtzman3.38	Phil Regan54	Fergie Jenkins39
1971	Fergie Jenkins24	Fergie Jenkins2.77	Phil Regan48	Fergie Jenkins**39
1972	Fergie Jenkins20	Milt Pappas2.77	Jack Aker48	Fergie Jenkins36
1973	Hooton, Jenkins, Reuschel14	Rick Reuschel3.00	Bob Locker63	Fergie Jenkins38
1974	Rick Reuschel13	Bill Bonham3.86	Oscar Zamora56	Rick Reuschel38
1975	Ray Burris15	Rick Reuschel3.73	Darold Knowles58	Rick Reuschel37
1976	Ray Burris15	Ray Burris3.11	Darold Knowles58	Rick Reuschel37
1977	Rick Reuschel20	Rick Reuschel2.79	Paul Reuschel69	Ray Burris39
1978	Rick Reuschel14	Dennis Lamp3.30	Donnie Moore71	Dennis Lamp36
1979	Rick Reuschel18	Dennis Lamp3.50	Dick Tidrow63	Rick Reuschel36
1970s	RICK REUSCHEL - 114	FERGIE JENKINS - 3.29	RICK REUSCHEL - 284	RICK REUSCHEL - 274
1980	Lynn McGlothen12	Rick Reuschel3.40	Dick Tidrow*#84	Rick Reuschel**#38
1981	Mike Krukow9	Mike Krukow, Randy Martz3.68	Dick Tidrow51	Mike Krukow**25
1982	Fergie Jenkins14	Fergie Jenkins3.15	Willie Hernandez75	Fergie Jenkins34
1983	Chuck Rainey14	Fergie Jenkins4.30	Bill Campbell*#82	Chuck Rainey34
1984	Rick Sutcliffe16	Steve Trout3.41	Lee Smith69	Steve Trout31
1985	Dennis Eckersley11	Dennis Eckersley3.08	Lee Smith65	Dennis Eckersley25
1986	Scott Sanderson, Lee Smith9	Scott Sanderson4.19	Lee Smith66	Dennis Eckersley32
1987	Rick Sutcliffe18	Rick Sutcliffe3.68	Frank DiPino69	Rick Sutcliffe34
1988	Greg Maddux18	Greg Maddux3.18	Frank DiPino63	Greg Maddux34
1989	Greg Maddux19	Greg Maddux2.95	Mitch Williams*#76	Greg Maddux35
1980s	RICK SUTCLIFFE - 76	LEE SMITH - 2.92	LEE SMITH - 458	RICK SUTCLIFFE - 167
1990	Greg Maddux15	Mike Harkey3.26	Paul Assenmacher74	Greg Maddux**35
1991	Greg Maddux15	Greg Maddux3.35	Paul Assenmacher75	Greg Maddux*#37
1992	Greg Maddux**20	Greg Maddux2.18	Chuck McElroy72	Greg Maddux**35
1993	Greg Hibbard15	Greg Hibbard3.96	Randy Myers73	Mike Morgan32
1994	Steve Trachsel9	Steve Trachsel3.21	Jose Bautista58	Willie Banks23
1995	Jaime Navarro14	Frank Castillo3.21	Mike Perez68	Castillo, Navarro, Trachsel29
1996	Jaime Navarro15	Steve Trachsel3.03	Bob Patterson79	Jaime Navarro35
1997	Jeremi Gonzalez11	Steve Trachsel4.51	Bob Patterson76	Steve Trachsel34
1998	Kevin Tapani19	Kerry Wood3.40	Rod Beck*81	Kevin Tapani34
1999	Jon Lieber10	Jon Lieber4.07	Felix Heredia69	Steve Trachsel34
1990s	STEVE TRACHSEL - 60	GREG MADDUX - 2.98	TERRY ADAMS - 276	STEVE TRACHSEL - 186
2000	Jon Lieber12	Jon Lieber4.41	Felix Heredia74	Jon Lieber35
2001	Jon Lieber20	Kerry Wood3.36	Jeff Fassero82	Jon Lieber34
2002	Matt Clement, Kerry Wood12	Matt Clement3.60	Joe Borowski73	Kerry Wood33
2003	Mark Prior18	Mark Prior2.43	Kyle Farnsworth77	Clement, Wood, Zambrano32
2004	Greg Maddux, Carlos Zambrano16	Carlos Zambrano2.75	LaTroy Hawkins77	Greg Maddux33
2005	Carlos Zambrano14	Carlos Zambrano3.26	Michael Wuertz75	Greg Maddux35
2000s	KERRY WOOD - 57	MARK PRIOR - 3.24	KYLE FARNSWORTH - 316	KERRY WOOD - 148

YEAR	COMPLETE GAMES	INNINGS PITCHED	STRIKEOUTS	SAVES
1940	Claude Passeau.....20	Claude Passeau.....280.2	Claude Passeau.....124	-
1941	Claude Passeau.....20	Claude Passeau.....231.0	Paul Erickson.....85	-
1942	Claude Passeau.....24	Claude Passeau.....278.1	Claude Passeau.....89	-
1943	Hi Bithorn.....19	Claude Passeau.....257.0	Claude Passeau.....93	-
1944	Claude Passeau.....18	Hank Wyse.....257.1	Claude Passeau.....89	-
1945	Hank Wyse.....23	Hank Wyse.....278.1	Claude Passeau.....98	-
1946	Johnny Schmitz.....14	Johnny Schmitz.....224.1	Johnny Schmitz.....*135	-
1947	Johnny Schmitz.....10	Johnny Schmitz.....207.0	Johnny Schmitz.....97	-
1948	Johnny Schmitz.....18	Johnny Schmitz.....242.0	Johnny Schmitz.....100	-
1949	Dutch Leonard.....10	Johnny Schmitz.....207.0	Dutch Leonard.....83	-
1940s	CLAUDE PASSEAU - 130	CLAUDE PASSEAU - 1693.2	CLAUDE PASSEAU - 646	-
1950	Bob Rush.....19	Bob Rush.....254.2	Paul Minner.....99	-
1951	Paul Minner.....14	Bob Rush.....211.1	Bob Rush.....129	-
1952	Bob Rush.....17	Bob Rush.....250.1	Bob Rush.....157	-
1953	Warren Hacker, Paul Minner.....9	Warren Hacker.....221.2	Johnny Klippstein.....113	-
1954	Paul Minner.....12	Bob Rush.....236.1	Bob Rush.....124	-
1955	Bob Rush.....14	Sam Jones.....241.2	Sam Jones.....*198	-
1956	Bob Rush.....13	Bob Rush.....239.2	Sam Jones.....*176	-
1957	Moe Drabowsky.....12	Moe Drabowsky.....239.2	Moe Drabowsky, Dick Drott.....170	-
1958	Taylor Phillips.....5	Taylor Phillips.....170.1	Dick Drott.....127	-
1959	Glen Hobbie.....10	Bob Anderson.....235.1	Glen Hobbie.....138	-
1950s	BOB RUSH - 99	BOB RUSH - 1798.1	BOB RUSH - 924	-
1960	Glen Hobbie.....16	Glen Hobbie.....258.2	Glen Hobbie.....134	Don Elston.....11
1961	Don Cardwell.....13	Don Cardwell.....259.1	Don Cardwell.....156	Bob Anderson.....8
1962	Bob Buhl.....8	Bob Buhl.....212.0	Dick Ellsworth.....113	Don Elston.....8
1963	Dick Ellsworth.....19	Dick Ellsworth.....290.2	Dick Ellsworth.....185	Lindy McDaniel.....*22
1964	Larry Jackson.....19	Larry Jackson.....297.2	Dick Ellsworth, Larry Jackson.....148	Lindy McDaniel.....15
1965	Larry Jackson.....12	Larry Jackson.....257.1	Larry Jackson.....131	Ted Abernathy.....*#31
1966	Dick Ellsworth, Ken Holtzman.....9	Dick Ellsworth.....269.1	Ken Holtzman.....171	Bob Hendley.....7
1967	Fergie Jenkins.....*#20	Fergie Jenkins.....289.1	Fergie Jenkins.....236	Chuck Hartenstein.....10
1968	Fergie Jenkins.....20	Fergie Jenkins.....308.0	Fergie Jenkins.....260	Phil Regan.....*#25
1969	Fergie Jenkins.....23	Fergie Jenkins.....311.1	Fergie Jenkins.....*273	Phil Regan.....17
1960s	DICK ELLSWORTH - 71	DICK ELLSWORTH - 1611.0	FERGIE JENKINS - 917	PHIL REGAN - 42
1970	Fergie Jenkins.....*#24	Fergie Jenkins.....313.0	Fergie Jenkins.....274	Phil Regan.....12
1971	Fergie Jenkins.....*#30	Fergie Jenkins.....*325.0	Fergie Jenkins.....263	Phil Regan.....6
1972	Fergie Jenkins.....23	Fergie Jenkins.....289.1	Fergie Jenkins.....184	Jack Aker.....17
1973	Burt Hooton.....9	Fergie Jenkins.....271.0	Fergie Jenkins.....170	Bob Locker.....18
1974	Bill Bonham.....10	Bill Bonham.....242.2	Bill Bonham.....191	Oscar Zamora.....10
1975	Ray Burris.....8	Ray Burris.....238.1	Bill Bonham.....165	Darold Knowles.....15
1976	Ray Burris.....10	Rick Reuschel.....260.0	Rick Reuschel.....146	Bruce Sutter.....10
1977	Rick Reuschel.....8	Rick Reuschel.....252.0	Rick Reuschel.....166	Bruce Sutter.....31
1978	Rick Reuschel.....9	Rick Reuschel.....242.2	Rick Reuschel.....115	Bruce Sutter.....27
1979	Dennis Lamp, Lynn McGlothen.....6	Rick Reuschel.....239.0	Lynn McGlothen.....147	Bruce Sutter.....*#37
1970s	FERGIE JENKINS - 84	RICK REUSCHEL - 1834.1	RICK REUSCHEL - 1122	BRUCE SUTTER - 105
1980	Rick Reuschel.....6	Rick Reuschel.....257.0	Rick Reuschel.....140	Bruce Sutter.....*28
1981	Doug Bird, Mike Krukow.....2	Mike Krukow.....144.1	Mike Krukow.....101	Dick Tidrow.....9
1982	Fergie Jenkins.....4	Fergie Jenkins.....217.1	Fergie Jenkins.....134	Fergie Jenkins.....17
1983	Dick Ruthven.....5	Chuck Rainey.....191.0	Bill Campbell.....97	Lee Smith.....*29
1984	Rick Sutcliffe.....7	Steve Trout.....190.0	Rick Sutcliffe.....155	Lee Smith.....33
1985	D. Eckerstey, R. Sutcliffe.....6	Dennis Eckerstey.....169.1	Dennis Eckerstey.....117	Lee Smith.....33
1986	Rick Sutcliffe.....4	Dennis Eckerstey.....201.0	Dennis Eckerstey.....137	Lee Smith.....31
1987	Rick Sutcliffe.....6	Rick Sutcliffe.....237.1	Rick Sutcliffe.....174	Lee Smith.....36
1988	Rick Sutcliffe.....12	Greg Maddux.....249.0	Rick Sutcliffe.....144	Goose Gosage.....13
1989	Greg Maddux.....7	Greg Maddux.....238.1	Rick Sutcliffe.....153	Mitch Williams.....36
1980s	RICK SUTCLIFFE - 40	RICK SUTCLIFFE - 1149.1	RICK SUTCLIFFE - 850	LEE SMITH - 180
1990	Greg Maddux.....8	Greg Maddux.....237.0	Greg Maddux.....144	Mitch Williams.....16
1991	Greg Maddux.....7	Greg Maddux.....*263.0	Greg Maddux.....198	Paul Assenmacher.....15
1992	Greg Maddux.....9	Greg Maddux.....*#268.0	Greg Maddux.....199	Bob Scanlan.....14
1993	Frank Castillo, Jose Guzman.....2	Mike Morgan.....207.2	Jose Guzman.....163	Randy Myers.....*#53
1994	5 pitchers tied at.....1	Steve Trachsel.....146.0	Steve Trachsel.....108	Randy Myers.....21
1995	Frank Castillo, Steve Trachsel.....2	Jaime Navarro.....200.1	Kevin Foster.....146	Randy Myers.....*38
1996	Jaime Navarro.....4	Jaime Navarro.....236.2	Jaime Navarro.....158	Turk Wendell.....18
1997	Mark Clark.....2	Steve Trachsel.....201.1	Steve Trachsel.....160	Terry Adams.....18
1998	Mark Clark, Kevin Tapani.....2	Kevin Tapani.....219.0	Kerry Wood.....233	Red Beck.....51
1999	Steve Trachsel.....4	Steve Trachsel.....205.2	Jon Lieber.....186	Terry Adams.....13
1990s	GREG MADDUX - 24	STEVE TRACHSEL - 1146.1	STEVE TRACHSEL - 829	RANDY MYERS - 112
2000	Jon Lieber.....6	Jon Lieber.....*#251.0	Jon Lieber.....192	Rick Aguilera.....29
2001	Jon Lieber.....5	Jon Lieber.....232.1	Kerry Wood.....217	Flash Gordon.....27
2002	Kerry Wood.....4	Kerry Wood.....213.2	Kerry Wood.....217	Antonio Alfonseca.....19
2003	Kerry Wood.....4	Carlos Zambrano.....214.0	Kerry Wood.....*#266	Joe Borowski.....33
2004	Greg Maddux.....2	Greg Maddux.....212.2	Matt Clement.....190	LaTroy Hawkins.....25
2005	Greg Maddux.....3	Greg Maddux.....225.0	Carlos Zambrano.....202	Ryan Dempster.....33
2000s	JON LIEBER - 14	KERRY WOOD - 942.1	KERRY WOOD - 1,053	JOE BOROWSKI - 44

Cubs Pitching Records Since 1900

CAREER PITCHING RECORDS

LEFT-HANDED PITCHER	RIGHT-HANDED PITCHER
9, Ken Holtzman, Hippo Vaughn Years	16, Charlie Root
151, Hippo Vaughn Victories	201, Charlie Root
110, Dick Ellsworth Losses	156, Charlie Root
1.85, Jack Pfeister Earned Run Average	1.80, Mordecai Brown
323, Willie Hernandez Games	605, Charlie Root
270, Hippo Vaughn Games Started	347, Fergie Jenkins
177, Hippo Vaughn Complete Games	206, Mordecai Brown
35, Hippo Vaughn Shutouts	48, Mordecai Brown
112, Randy Myers Saves	180, Lee Smith
2,216.1, Hippo Vaughn Innings Pitched	3,137.1, Charlie Root
1,971, Hippo Vaughn Hits Allowed	3,184, Charlie Root
156, Dick Ellsworth Home Runs Allowed	271, Fergie Jenkins
621, Hippo Vaughn Bases on Balls	871, Charlie Root
1,138, Hippo Vaughn Strikeouts	2,038, Fergie Jenkins
312, Willie Hernandez Relief Appearances	452, Lee Smith
26, Willie Hernandez Relief Wins	46, Don Elston
.636, Jack Pfeister (70-40) Winning Percentage686, Mordecai Brown (188-86)

Consecutive Games Won: 16 Rick Sutcliffe (1984-1985)
 Consecutive Save Situations Converted: 22 Joe Borowski (2003-2004)

SINGLE-SEASON PITCHING RECORDS

LEFT-HANDED PITCHER	RIGHT-HANDED PITCHER
23, Hippo Vaughn (1917) Victories	29, Mordecai Brown (1908)
22, Dick Ellsworth (1966) Losses	23, Tom Hughes (1901)
1.15, Jack Pfeister (1907) Earned Run Average	1.04, Mordecai Brown (1906)
82, Jeff Fassero (2001) Games	84, Ted Abernathy (1965), Dick Tidrow (1980)
39, Ken Holtzman (1969) Games Started	42, Fergie Jenkins (1969)
31, Jake Weimer (1904) Complete Games	34, Jack Taylor (1902)
8, Hippo Vaughn (1918) Shutouts	9, Mordecai Brown (1906, 1908), Orval Overall (1909), Grover Alexander (1919), Bill Lee (1938)
69, Randy Myers (1993) Games Finished	70, Rod Beck (1998)
53, Randy Myers (1993) Saves	51, Rod Beck (1998)
307.0, Jake Weimer (1904) Innings Pitched	363.1, Grover Alexander (1920)
134.1, Bill Henry (1959) Innings Pitched, Reliever	136.1, Ted Abernathy (1965)
321, Dick Ellsworth (1966) Hits Allowed	347, Nixey Callahan (1900)
150, Dick Ellsworth (1966) Runs Allowed	195, Nixey Callahan (1900)
119, Dick Ellsworth (1966) Earned Runs Allowed	155, Guy Bush (1930)
34, Dick Ellsworth (1964) Home Runs Allowed	38, Warren Hacker (1955)
109, Hippo Vaughn (1914) Bases on Balls	185, Sam Jones (1955)
202, Ken Holtzman (1970) Strikeouts	274, Fergie Jenkins (1970)
9, Bill Henry (1959) Relief Wins	13, Lindy McDaniel (1963)
9-0, Ken Holtzman (1967) Most Wins - 0 Losses	4-0, Mike Harkey (1992)
0-5, Dan McGinn (1972) Most Losses - 0 Wins	0-6, Dick Drott (1960), Dave Smith (1991)
18, Joe Kraemer (1990) Most Games - 0 Decisions	26, Wayne Schurr (1964)

Winning Percentage (Minimum 10 Decisions): .941 Rick Sutcliffe (1984) (16-1)
 Consecutive Games Won: 14 Ed Reulbach (1909),
Rick Sutcliffe (1984)

Consecutive Games Lost: 13 Robert McCall (1948)
 Consecutive Scoreless Innings Pitched, Starter: 44.0 Ed Reulbach (9/17-10/3/1908)
 Consecutive Scoreless Innings Pitched, Reliever: 32.2 Warren Brusstar (5/18-7/26/1983)
 Consecutive Save Situations Converted: 19 Flash Gordon (2001),
Ryan Dempster (2005)

Saves, One Month: 14 Randy Myers (September 1993)
 Saves Prior to All-Star Break: 27 Randy Myers (1993)
 Saves After All-Star Break: 28 Rod Beck (1998)
 Hit Batters: 22 Nixey Callahan (1900)
 Wild Pitches: 26 Larry Cheney (1914)

CUBS SINGLE-GAME PITCHING RECORDS

Strikeouts, 9-Inning Game: 20 5/6/1998 vs. Houston
 Strikeouts, Extra-Inning Game: *24 5/15/2003 @ Milwaukee (17)
 Hits Allowed: 26 8/25/1922 vs. Philadelphia
 Runs Allowed: 23 five times, most recently 8/16/1987
 vs. New York
 Home Runs Allowed: 7 five times, most recently 9/9/2000
 vs. Houston
 Home Runs Allowed, Inning: 4 three times, most recently 8/8/2000
 @ Los Angeles (4th)
 Bases on Balls: 14 6/2/1980 @ Montreal, 5/23/1987
 vs. Atlanta
 Bases on Balls, Inning: 9 4/24/1957 vs. Cincinnati (5th)
 Consecutive No-Hit Innings: 12.2 7/6/1980 @ Pittsburgh

VICTORY LANE

CUBS 20-GAME WINNERS (SINCE 1900)

1902	Jack Taylor	23-11
1903	Jack Taylor	21-14
	Jake Weimer	20-8
	Bob Wicker	20-9
1904	Jake Weimer	20-14
1906	Mordecai Brown	26-6
	Jack Pfeister	20-8
	Jack Taylor (Cardinals-Cubs)	20-12
1907	Orval Overall	23-7
	Mordecai Brown	20-6
1908	Mordecai Brown	29-9
	Ed Reulbach	24-7
1909	Mordecai Brown	27-9
	Orval Overall	20-11
1910	Mordecai Brown	25-14
	Leonard Cole	20-4
1911	Mordecai Brown	21-11
1912	Larry Cheney	26-10
1913	Larry Cheney	21-14
1914	Hippo Vaughn	21-13
	Larry Cheney	20-18
1915	Hippo Vaughn	20-12
1917	Hippo Vaughn	23-13
1918	Hippo Vaughn	22-10
	Claude Hendrix	20-7
1919	Hippo Vaughn	21-14
1920	Grover Alexander	27-14
1923	Grover Alexander	22-12
1927	Charlie Root	26-15
1929	Pat Malone	22-10
1930	Pat Malone	20-9
1932	Lon Warneke	22-6
1933	Guy Bush	20-12
1934	Lon Warneke	22-10
1935	Bill Lee	20-6
	Lon Warneke	20-13
1938	Bill Lee	22-9
1940	Claude Passeau	20-13
1945	Hank Wyse	22-10
	Hank Borowy (Yankees-Cubs)	21-7
1963	Dick Ellsworth	22-10
1964	Larry Jackson	24-11
1967	Fergie Jenkins	20-13
1968	Fergie Jenkins	20-15
1969	Fergie Jenkins	21-15
	Bill Hands	20-14
1970	Fergie Jenkins	22-16
1971	Fergie Jenkins	24-13
1972	Fergie Jenkins	20-12
1977	Rick Reuschel	20-10
1984	Rick Sutcliffe (Indians-Cubs)	20-6
1992	Greg Maddux	20-11
2001	Jon Lieber	20-6

WIN PERCENTAGE LEADERS (SINCE 1900)

1984	Rick Sutcliffe	.941 (16-1)
1945	Hank Borowy	.846 (11-2)
1910	Leonard Cole	.833 (20-4)
1906	Ed Reulbach	.826 (19-4)
1906	Mordecai Brown	.813 (26-6)
1907	Ed Reulbach	.810 (17-4)
1906	Orval Overall	.800 (12-3)
1906	Jack Taylor	.800 (12-3)
1913	Bert Humphries	.800 (16-4)
1932	Lon Warneke	.786 (22-6)

TOP SINGLE-SEASON WINNING STREAKS

17	John Luby	1890
16	Jim McCormick	1886
14	Jim McCormick	1885
	John Flynn	1886
	Ed Reulbach	1909
	Rick Sutcliffe	1984

INDIVIDUAL SINGLE-GAME PITCHING RECORDS

Strikeouts: +20	Kerry Wood (5/6/1998 vs. Houston)
Left-hander Pitcher: 12	Jamie Moyer (4/13/1987 @ Philadelphia)
Strikeouts, Consecutive Starts: +33	Kerry Wood (5/6/1998 vs. Houston – 20; 5/11/1998 @ Arizona – 13)
Consecutive Strikeouts: 8	Kyle Farnsworth (5/23-6/1/2001), Juan Cruz (3/31-4/4/2003)
Starter: 7	three times, most recently Mark Prior (8/15/2002 vs. Houston)
Reliever, Game: 6	Bruce Sutter (9/8/1977 vs. Montreal), Juan Cruz (3/31/2003 @ New York)
Strikeouts, Inning: **4	Jim Davis (5/27/1956 @ St. Louis – Game 1; 6th), Bill Bonham (7/31/1974 vs. Montreal – Game 1; 2nd), Kerry Wood (9/2/2002 vs. Milwaukee – Game 2; 4th)
Hits Allowed: 25	Nixey Callahan (9/6/1900 vs. Philadelphia)
Runs Allowed: 20	Nixey Callahan (9/6/1900 vs. Philadelphia)
Home Runs Allowed: 5	Warren Hacker (8/11/1954 @ Cincinnati), Steve Stone (7/9/1974 vs. Cincinnati), Ismael Valdes (6/11/2000 @ Chicago [AL])
Home Runs Allowed, Inning: 4	Phil Norton (8/8/2000 @ Los Angeles – 4th)
Bases on Balls: 11	Larry Cheney (9/29/1914 @ Boston Braves)
Consecutive Batters Retired: 26	Don Cardwell (5/15/1960 vs. St. Louis), Milt Pappas (9/2/1972 vs. San Diego)

ROOKIE PITCHING RECORDS

Games: 71	Chuck McElroy (1991)
Victories: 26	Larry Cheney (1912)
Consecutive Games Won: 9	Ed Reulbach (1905), King Cole (1910), Larry Cheney (1912)
Losses: 23	Tom Hughes (1901)
Games Started: 37	Larry Cheney (1912)
Complete Games: 32	Tom Hughes (1901)
Shutouts: 5	Ed Reulbach (1905)
Innings Pitched: 308.1	Tom Hughes (1901)
Innings Pitched, Reliever: 103.0	Willie Hernandez (1977)
Lowest Earned Run Average: 1.42	Ed Reulbach (1905)
Lowest Earned Run Average, Reliever: 1.95	Chuck McElroy (1991)
Strikeouts: 233	Kerry Wood (1998)
Strikeouts, Game: +20	Kerry Wood (5/6/1998 vs. Houston)
Bases on Balls: 185	Sam Jones (1955)
Saves: 10	Chuck Hartenstein (1967), Oscar Zamora (1974), Bruce Sutter (1976), Leonard Cole (1910) 20-4
Winning Percentage: .833	Leonard Cole (1910) 20-4

CLUB SINGLE-SEASON PITCHING RECORDS

Most Victories: 116	1906
Fewest Victories: 38	1981 (Shortened Season)
	53 1901
Most Losses: 103	1962, 1966
Fewest Losses: 36	1906
Lowest Earned Run Average: 1.73	1907
Highest Earned Run Average: 5.27	1999
Most Complete Games: 139	1904
Fewest Complete Games: 3	2004
Most Shutouts: +32	1907, 1909
Fewest Shutouts: 2	1901, 1981 (Shortened Season)
Most Saves: 56	1993, 1998
Fewest Saves, Since 1969: **13	1971
Most Innings Pitched: 1,479.0	1980
Fewest Innings Pitched: 956.2	1981 (Shortened Season)
	1,240.1 1903
Fewest Hits Allowed: 983	1981 (Shortened Season)
	1,018 1906
Most Hits Allowed: 1,642	1930
Fewest Runs Allowed: 381	1906
Most Runs Allowed: 920	1999
Fewest Home Runs Allowed: 6	1909
Most Home Runs Allowed: 231	2000
Fewest Hit Batsmen: 11	1944
Most Hit Batsmen: 81	1900
Fewest Bases on Balls: 281	1902
Most Bases on Balls: 658	2000
Most Strikeouts: +1,404	2003
Fewest Strikeouts: 357	1900

+Major League Record ... *National League Record

**Ties Major League Record ... **Ties National League Record ... *Rookie Record

ONLY CUBS PITCHERS TO ...

THROW BACK-TO-BACK 1-HITTERS

Jon Lieber and Kerry Wood: 5/24/2001 vs. Cincinnati and 5/25/2001 vs. Milwaukee

THROW SHUTOUTS IN M.L. DEBUT

Albert Spalding: 4/25/1876 @ Louisville
John Hibbard: 7/31/1884 vs. Detroit
George Borchers: 5/18/1888 vs. Boston Braves
Frank Dwyer: 9/20/1888 vs. Washington
Bill Phyle: 9/17/1898 @ Washington
Alex Hardy: 9/4/1902 @ Brooklyn
Leonard Cole: 10/16/1909 @ St. Louis
Jeff Pico: 5/31/1988 vs. Cincinnati

THROW SHUTOUTS — FIRST TWO DECISIONS

Albert Spalding: 4/25/1876 @ Louisville (4-0), 4/27/1876 @ Louisville (10-0)
Fred Goldsmith: 5/11/1880 vs. Cincinnati (5-0), 5/13/1880 vs. Buffalo (6-0)
Chick Fraser: 4/28/1907 @ St. Louis (1-0), 5/11/1907 @ Brooklyn (2-0)
Bill Lee: 5/7/1934 vs. Philadelphia (2-0), 5/12/1934 vs. Brooklyn (5-0)

HOMER TWICE IN ONE GAME

Fred Goldsmith: 5/27/1884 @ Buffalo
John Clarkson: 10/9/1884 vs. Philadelphia
John Clarkson: 8/13/1887 vs. Detroit
Scott Stratton: 7/27/1894 @ Cincinnati
Tony Kaufmann: 7/4/1925 vs. St. Louis
Bill Lee: 5/7/1941 @ Philadelphia
Don Cardwell: 9/2/1960 vs. St. Louis
Glen Hobbie: 7/2/1961 vs. St. Louis
Fergie Jenkins: 9/1/1971 vs. Montreal

HIT GRAND SLAMS

Larry Corcoran: 6/20/1882 vs. Worcester
Clay Bryant: 8/28/1937 @ Boston Braves
Claude Passeau: 5/19/1941 vs. Brooklyn
John Miller: 9/7/1947 @ Pittsburgh
Burt Hootan: 9/16/1972 vs. New York
Kevin Tapani: 7/20/1998 @ Atlanta

STEAL HOME

Jack Menefee: 7/15/1902 vs. Brooklyn
Tom Seaton: 6/23/1916 vs. Cincinnati
Hippo Vaughn: 8/9/1919 vs. N.Y. Giants
Rick Sutcliffe: 7/29/1988 @ Philadelphia

HAMMERIN' HURLERS

Since 1900, there have been two campaigns in which five Cubs pitchers homered in the same year — in 1937 and 1941. The "hammerin' hurlers":

1937: Roy Parmelee 2, Clay Bryant 1, Curt Davis 1, Bill Lee 1, Charlie Root 1.
1941: Claude Passeau 3, Bill Lee 2, Paul Erickson 1, Vern Olsen 1, Charlie Root 1.

Since 1900, the most home runs hit by Cub pitchers in a season is 9 — in 1961 (Don Cardwell 3, Bob Anderson 2, Jack Curtis 2, Glen Hobbie 2).

Fergie Jenkins (13) hit more homers than any other pitcher in Cubs history — just ahead of Claude Passeau (12) and Charlie Root (11). Six other hurlers went deep at least 6 times — including Kerry Wood (7).

Cubs Single-Season Pitching Leaders Since 1900

VICTORIES	LOSSES	SAVES (Since 1960)	STRIKEOUTS
Mordecai Brown (1908)29	Tom Hughes (1901)23	Randy Myers (1993)53	Fergie Jenkins (1970)274
Mordecai Brown (1909)27	Dick Ellsworth (1966)22	Rod Beck (1998)51	Fergie Jenkins (1969)273
Grover Alexander (1920)27	Bill Bonham (1974)22	Randy Myers (1995)38	Fergie Jenkins (1971)263
Mordecai Brown (1906)26	Larry Jackson (1965)21	Bruce Sutter (1979)37	Kerry Wood (2003)266
Larry Cheney (1912)26	Phil Douglas (1917)20	Lee Smith (1987)36	Fergie Jenkins (1968)260
Charlie Root (1927)26	Bob Rush (1950)20	Mitch Williams (1989)36	Mark Prior (2003)245
Mordecai Brown (1910)25	Sam Jones (1955)20	Lee Smith (1984)33	Tom Hughes (1967)236
Ed Reulbach (1908)24	Glen Hobbie (1960)20	Lee Smith (1985)33	Kerry Wood (1998)233
Larry Jackson (1964)24	Dick Ellsworth (1962)20	Joe Borowski (2003)33	Tom Hughes (1901)225
Fergie Jenkins (1971)24	3 pitchers tied at19	Ryan Dempster (2005)33	Kerry Wood (2001 and 2002) ...217
INNINGS PITCHED	RELIEF APPEARANCES	GAMES STARTED	COMPLETE GAMES
Grover Alexander (1920)363.1	Ted Abernathy (1965)84	Fergie Jenkins (1969)42	Jack Taylor (1902)34
Mordecai Brown (1909)342.2	Dick Tidrow (1980)84	Bill Hands (1969)41	Jack Taylor (1903)33
Jack Taylor (1902)333.2	Bill Campbell (1983)82	Larry Cheney (1914)40	Grover Alexander (1920)33
Fergie Jenkins (1971)325.0	Jeff Fassero (2001)82	Grover Alexander (1920)40	Nixey Callahan (1900)32
Fergie Jenkins (1970)313.0	Rod Beck (1998)81	Fergie Jenkins (1968)40	Tom Hughes (1901)32
Jack Taylor (1903)312.1	Bob Patterson (1996)79	Larry Jackson (1965)39	Mordecai Brown (1909)32
Mordecai Brown (1908)312.1	Kyle Farnsworth (2003)77	Ken Holtzman (1969)39	Jake Weimer (1904)31
Larry Cheney (1914)311.1	LaTroy Hawkins (2004)77	Ken Jenkins (1970)39	Jack Taylor (1901)30
Fergie Jenkins (1969)311.1	3 pitchers tied at76	Fergie Jenkins (1971)39	Fergie Jenkins (1971)30
Charlie Root (1927)309.0		Ray Burris (1977)39	3 pitchers tied at28

Cubs All-Time Pitching Leaders

VICTORIES	LOSSES	SAVES (Since 1960)	ERA (Minimum 1,000 IP)
Charlie Root201	Bill Hutchison158	Lee Smith180	Mordecai Brown1.80
Mordecai Brown188	Charlie Root156	Bruce Sutter133	Jack Pfeister1.85
Bill Hutchison180	Bob Rush140	Randy Myers112	Orval Overall1.91
Larry Corcoran175	Fergie Jenkins132	Phil Regan60	Ed Reulbach2.24
Fergie Jenkins167	Rick Reuschel127	Rod Beck58	Larry Corcoran2.26
Guy Bush152	Bill Lee123	Mitch Williams52	Hippo Vaughn2.33
Clark Griffith152	Dick Ellsworth110	Joe Borowski44	Terry Larkin2.34
Hippo Vaughn151	Hippo Vaughn105	Ted Abernathy39	John Clarkson2.39
Bill Lee139	Guy Bush101	Lindy McDaniel39	Carl Lundgren2.42
John Clarkson137	Greg Maddux101	Terry Adams37	Jack Taylor2.65
GAMES	RELIEF APPEARANCES	GAMES STARTED	COMPLETE GAMES (Since 1900)
Charlie Root605	Lee Smith452	Fergie Jenkins347	Mordecai Brown206
Lee Smith458	Don Elston434	Rick Reuschel343	Charlie Root177
Don Elston449	Kyle Farnsworth317	Bill Hutchison339	Hippo Vaughn177
Guy Bush428	Willie Hernandez312	Charlie Root339	Grover Alexander159
Fergie Jenkins401	Bruce Sutter300	Bill Lee296	Fergie Jenkins154
Bill Hutchison368	Paul Assenmacher278	Bob Rush292	Bill Lee153
Bill Lee364	Terry Adams276	Greg Maddux276	Ed Reulbach150
Rick Reuschel358	Charlie Root266	Hippo Vaughn270	Jack Taylor145
Mordecai Brown346	Dick Tidrow263	Larry Corcoran262	Claude Passeau143
Kyle Farnsworth343	Phil Regan245	Guy Bush, Clark Griffith252	Guy Bush127
SHUTOUTS (Since 1900)	INNINGS PITCHED	HITS ALLOWED	HOME RUNS ALLOWED
Mordecai Brown48	Charlie Root3,137.1	Charlie Root3,184	Fergie Jenkins271
Hippo Vaughn35	Bill Hutchison3,022.2	Bill Hutchison3,055	Charlie Root183
Ed Reulbach31	Fergie Jenkins2,673.2	Clark Griffith2,445	Steve Trachsel169
Fergie Jenkins29	Larry Corcoran2,338.1	Fergie Jenkins2,402	Dick Ellsworth156
Orval Overall28	Mordecai Brown2,329.0	Rick Reuschel2,365	Warren Hacker156
Bill Lee25	Rick Reuschel2,290.0	Guy Bush2,354	Bob Rush153
Grover Alexander24	Bill Lee2,271.1	Bill Lee2,317	Ken Holtzman147
Claude Passeau22	Hippo Vaughn2,216.1	Larry Corcoran2,084	Greg Maddux146
Larry French21	Guy Bush2,201.2	Bob Rush2,043	Rick Reuschel140
Charlie Root21	Clark Griffith2,188.2	Hippo Vaughn1,971	Bill Hands132
WALKS ISSUED	STRIKEOUTS	OPP AVG (Minimum 1,000 IP)	YEARS OF SERVICE
Bill Hutchison1,109	Fergie Jenkins2,038	Orval Overall212	Charlie Root16
Charlie Root871	Charlie Root1,432	Kerry Wood214	Guy Bush12
Guy Bush734	Rick Reuschel1,367	Jack Pfeister218	Rick Reuschel12
Bob Rush725	Kerry Wood1,286	Ed Reulbach220	Bill Lee11
Bill Lee704	Bill Hutchison1,225	Mordecai Brown222	Mordecai Brown10
Sheriff Blake661	Greg Maddux1,224	Larry Corcoran225	Fergie Jenkins10
Ed Reulbach650	Hippo Vaughn1,138	John Clarkson225	Bob Rush10
Rick Reuschel640	Larry Corcoran1,086	Larry Cheney232	Lon Warneke10
Hippo Vaughn621	Bob Rush1,076	Carl Lundgren235	
Fergie Jenkins600	Mordecai Brown1,043	Fergie Jenkins239	

Cubs No-Hitters And 1-Hitters

NO-HITTERS FOR CUBS PITCHERS

DATE	PITCHER	OPPONENT	SCORE
8/19/1880	Larry Corcoran	Boston Braves	6-0
9/20/1882	Larry Corcoran	Worcester	5-0
6/27/1884	Larry Corcoran	Providence	6-0
7/27/1885	John Clarkson	@Providence	4-0
6/21/1888	George Van Haltren	Pittsburgh	1-0 (6)
8/21/1898	Walter Thornton	Brooklyn	2-0
6/11/1904	Bob Wicker	@N.Y. Giants	1-0 (12)
<i>Pitched 9.1 hitless innings before Sam Mertes singled; allowed just that hit</i>			
7/31/1910-2	King Cole	@St. Louis	4-0 (7)
8/31/1915-1	Jimmy Lavender	@N.Y. Giants	2-0
5/2/1917	Hippo Vaughn	Cincinnati	0-1 (10)
<i>Pitched 9.1 hitless innings before Larry Kopf singled and lost on 2 hits in 10th; Fred Toney pitched 10-inning no-hitter</i>			
5/12/1955	Sam Jones	Pittsburgh	4-0
5/15/1960-2	Don Cardwell	St. Louis	4-0
<i>Cardwell was making his Cubs debut</i>			
8/19/1969	Ken Holtzman	Atlanta	3-0
6/3/1971	Ken Holtzman	@Cincinnati	1-0
<i>Cubs' only involvement in a night game no-hitter</i>			
4/16/1972	Burt Hooton	Philadelphia	4-0
<i>Hooton's fourth major league game</i>			
9/2/1972	Milt Pappas	San Diego	8-0
<i>Pappas missed a perfect game when he walked Larry Stahl on a 3-2 pitch with 2 out in the 9th inning</i>			

NO-HITTERS AGAINST THE CUBS

DATE	PITCHER	CLUB	SCORE
6/2/1894	Ed Stein	@Brooklyn	0-1
9/18/1903-2	Chick Fraser	Philadelphia	0-10
6/13/1905	Christy Mathewson	N.Y. Giants	0-1
5/2/1917	Fred Toney	Cincinnati	0-1 (10)
<i>Cubs pitcher Hippo Vaughn pitched 9.1 hitless innings</i>			
6/19/1952	Carl Erskine	@Brooklyn	0-5
8/19/1965-1	Jim Maloney	Cincinnati	0-1 (10)
9/9/1965	Sandy Koufax	@Los Angeles	0-1
<i>Koufax fanned 14 in his perfect game; Cubs pitcher Bob Hendley allowed just 1 hit and an unearned run</i>			

COMPLETE-GAME 1-HITTERS FOR CUBS PITCHERS SINCE 1900

DATE	PITCHER	OPPONENT	SCORE	DATE	PITCHER	OPPONENT	SCORE
6/11/1904	Bob Wicker	@N.Y. Giants	1-0 (12)	6/28/1935	Roy Henshaw	Pittsburgh	8-0
9/24/1904-1	Bob Wicker	@Brooklyn	4-0	5/6/1937	Bill Lee	@Philadelphia	1-0 (5)
6/25/1906	Ed Reulbach	St. Louis	2-1	8/8/1937-1	Tex Carleton	Boston	3-0
7/4/1906-1	Mordecai Brown	@Pittsburgh	1-0	8/8/1941	Paul Erickson	Pittsburgh	1-0
9/6/1906	Mordecai Brown	Pittsburgh	2-0	6/13/1942	Bill Fleming	Boston	1-0
9/25/1906	Jack Pfeister	@Brooklyn	1-0 (10)	4/28/1945	Hank Wyse	Pittsburgh	6-0
4/28/1907-2	Chick Fraser	@St. Louis	1-0	6/15/1945-2	Hy Vandenberg	@Cincinnati	3-0
5/17/1908	Mordecai Brown	Brooklyn	5-0	8/18/1946	Paul Erickson	Pittsburgh	8-0
8/10/1908	Orval Overall	@N.Y. Giants	2-3	4/25/1948	Russ Meyer	St. Louis	3-1
6/26/1909	Ed Reulbach	Cincinnati	4-0	8/31/1948-1	Hank Borowy	Brooklyn	3-0
8/1/1909-1	Mordecai Brown	Philadelphia	3-0	6/28/1951	Frank Hiller	@St. Louis	8-0
9/14/1909	Mordecai Brown	@Cincinnati	4-0	5/19/1952	Turk Lown	@Brooklyn	1-1 (6)
5/26/1910	Orval Overall	Philadelphia	2-0	5/21/1955	Warren Hacker	@Milwaukee	2-1
8/17/1910-2	King Cole	@Brooklyn	2-0	6/8/1958-1	Moe Drabowsky	Pittsburgh	4-0
9/20/1911-1	King Cole	Philadelphia	1-0	4/21/1959	Glen Hobbie	St. Louis	1-0
6/28/1912	Jimmy Lavender	Pittsburgh	3-0	6/21/1959	John Buzhardt	Philadelphia	4-0
5/14/1914	Hippo Vaughn	Brooklyn	5-0	7/13/1962	Cal Koonce	Cincinnati	1-0
7/1/1914	Larry Cheney	Cincinnati	7-0	6/1/1963	Dick Ellsworth	@Philadelphia	2-0
8/26/1914	Larry Cheney	Boston	1-0	5/30/1964-2	Sterling Slaughter	Milwaukee	2-0
4/23/1916	George McConnell	Pittsburgh	3-0	6/30/1964	Larry Jackson	Cincinnati	1-0
6/14/1916	Jimmy Lavender	@N.Y. Giants	4-0	5/15/1965	Dick Ellsworth	@Los Angeles	1-3
7/7/1916	Gene Packard	Boston	1-0	9/9/1965	Bob Hendley	@Los Angeles	0-1
8/1/1916-2	Claude Hendrix	@Philadelphia	2-3	8/22/1970	Ken Holtzman	@San Francisco	15-0
5/2/1917	Hippo Vaughn	Cincinnati	0-1 (10)	8/5/1971	Juan Pizarro	San Diego	3-0
4/24/1918	Hippo Vaughn	St. Louis	2-0	7/27/1972-1	Fergie Jenkins	@Philadelphia	4-0
8/1/1918	Hippo Vaughn	@N.Y. Giants	5-0	8/3/1972-2	Bill Hands	@Montreal	3-0
5/26/1919	Phil Douglas	@Boston	1-0	6/9/1978	Dennis Lamp	San Diego	5-0
6/30/1920	Hippo Vaughn	Pittsburgh	1-0	4/28/1982	Chuck Noles	Cincinnati	6-0
5/22/1925	Percy Jones	@Brooklyn	2-0	8/24/1983	Chuck Rainey	Cincinnati	3-0
6/27/1926-2	Sheriff Blake	@St. Louis	5-0	8/30/1992	Jim Bullinger	San Francisco	3-1
7/8/1927	Charlie Root	@Pittsburgh	1-0	4/6/1993	Jose Guzman	Atlanta	1-0
6/18/1928-2	Pat Malone	@Boston	12-0	9/25/1995	Frank Castillo	St. Louis	7-0
9/1/1928	Sheriff Blake	@Cincinnati	1-0	5/13/1996	Steve Trachsel	Houston	6-0
8/9/1931	Guy Bush	@St. Louis	1-0	9/16/1997	Kevin Tapani	Cincinnati	5-0
9/13/1931-2	Guy Bush	Boston	8-1	5/6/1998	Kerry Wood	Houston	2-0
4/17/1934	Lon Warneke	@Cincinnati	6-0	5/24/2001	Jon Lieber	Cincinnati	3-0
4/22/1934	Lon Warneke	@St. Louis	15-2	5/25/2001	Kerry Wood	Milwaukee	1-0

Cubs Pitchers — Last Time It Happened

No-Hitter: Milt Pappas, 9/2/1972 vs. San Diego (8-0)
Against Cubs: Sandy Koufax, 9/9/1965 @ Los Angeles (1-0)

One-Hitter: Combined, 6/26/2005 vs. White Sox (Pablo Ozuna)

Complete-Game One-Hitter: Kerry Wood, 5/25/2001 vs. Milwaukee
Against Cubs: Derek Lowe, 8/31/2005 vs. Los Angeles (Jerry Hairston, 1st)

Two-Hitter: Carlos Zambrano, 5/27/2004 vs. Colorado

Back-to-Back Complete Games
Club: Kerry Wood and Matt Clement, 8/23-8/24/2002
Individual: Greg Maddux, 7/17-7/22/2004

Three Consecutive Complete Games
Club: Rick Reuschel, Ray Burris and Steve Renko, 9/18-9/19-9/21/1976
Individual: Rick Sutcliffe, 8/3-8/12-8/17/1988

Two Consecutive Shutouts (Club): 6/26-6/28/2005

Three Consecutive Shutouts (Club): 7/21-7/22-7/24/1992

Back-to-Back Complete-Game Shutouts
Club: Jon Lieber and Kerry Wood, 5/24-5/25/2001
Individual: Steve Trout, 7/6-7/11/1987

Starter Pitched More Than 9.0 Innings: Mike Bielecki — 10.0, 5/22/1990 vs. Cincinnati

Starter Failed to Record Out: Jeremi Gonzalez — 4/2/1998 @ Florida

5.0-Inning Relief Outing: Todd Wellemeyer, 6/12/2003 @ Baltimore

Longer Than 5.0-Inning Relief Outing: Glendon Rusch 5.1, 7/15/2004 vs. Milwaukee

10 or More Strikeouts: Mark Prior — 10, 9/21/2005 @ Milwaukee
Against Cubs: Doug Davis — 10, 9/20/2005 @ Milwaukee

13 or More Strikeouts: Mark Prior — 16, 9/30/2004 vs. Cincinnati

More Than 14 Strikeouts: Mark Prior — 16, 9/30/2004 vs. Cincinnati
Against Cubs: Randy Johnson — 16, 8/25/2002 @ Arizona

More Than 16 Strikeouts: Kerry Wood — 20, 5/6/1998 vs. Houston

More Than 5 Strikeouts For Reliever: Sergio Mitre — 6, 7/31/2005 vs. Arizona

Two Consecutive 10-Plus Strikeout Games
Club: Carlos Zambrano (10) and Mark Prior (10), 8/17-8/19/2005
Individual: Carlos Zambrano (10 and 10), 8/17-8/22/2005
Against Cubs: Javier Vazquez (14) and Tony Armas Jr. (11), 4/9-4/10/2003

Three Consecutive 10-Plus Strikeout Games: Mark Prior (13, 14 and 10), 9/16-9/21-9/27/2003

Four Strikeouts, One Inning: Kerry Wood, 9/2/2002-2 vs. Milwaukee (4th)
Against Cubs: Archie Corbin, 4/28/1999 @ Florida (7th)

Striking Out Side on 9 Pitches: LaTroy Hawkins, 9/11/2004 vs. Florida (9th)

More Than 12 Hits Allowed: Kevin Tapani — 13, 5/14/1998 @ Colorado

14 Hits Allowed: Lynn McGlothen — 5/10/1980 vs. San Francisco

10 Runs Allowed: Kevin Tapani — 4/24/2001 @ Colorado

More Than 8 Walks Issued: Miguel Batista — 9, 9/12/1997 @ Pittsburgh

More Than 3 Homers Allowed: Matt Clement — 4, 9/25/2002 vs. Cincinnati

Home Run: Carlos Zambrano, 8/17/2005 @ Houston (Roy Oswalt)
Against Cubs: Brooks Kieschnick, 5/12/2003 @ Milwaukee (Mark Prior)

2-Homer Game: Fergie Jenkins, 9/11/1971 vs. Montreal
Against Cubs: Darren Dreifort, 8/8/2000 @ Los Angeles

Grand Slam: Kevin Tapani, 7/20/1998 @ Atlanta (Denny Neagle)
Against Cubs: Denny Neagle, 6/27/1995 vs. Pittsburgh (Jim Bullinger)

Reliever Home Run: Jim Bullinger, 6/8/1992 @ St. Louis (Rheal Cormier)

3-Plus Hit Game: Carlos Zambrano, 7/20/2003 @ Florida
Against Cubs: Livan Hernandez — 4, 8/11/2001 vs. San Francisco

4-Hit Game: Lew Burdette, 7/23/1964 @ San Francisco

5-Hit Game: Vic Aldridge, 5/6/1922 @ Pittsburgh

2-Extra-Base Hit Game: Ismael Valdes, 5/24/2000 @ Colorado (2 doubles)

2-Hit Inning: Carlos Zambrano, 7/20/2003 @ Florida (3rd)

4-RBI Game: Mark Prior, 4/25/2003 @ Colorado

5-RBI Game: Milt Pappas, 8/11/1972 vs. New York

Reliever 2-Hit Game: Scott Sanders, 7/20/1999 vs. Kansas City

Pinch Hit: Joe Borowski, 8/10/2002 @ Colorado (double off Aaron Cook)

Stolen Base: Greg Maddux, 5/3/2004 @ St. Louis

Steal of Home: Rick Sutcliffe, 7/29/1988 @ Philadelphia

CUBS LAST 1-HITTERS

The Cubs have not thrown a no-hitter nor a 1-hitter against Arizona, Colorado, Florida, New York or any American League club aside from the Chicago White Sox. Here are the Cubs' most recent 1-hitters:

Atlanta:	4/6/1993.....	Jose Guzman (Otis Nixon/ninth inning)
Chicago (AL):	6/26/2005 — combined.....	Prior — 6.0 innings (Pablo Ozuna/third), Jerome Williams 2.0, Ryan Dempster 1.0
Cincinnati:	5/24/2001.....	Jon Lieber (Juan Castro/sixth)
Houston:	5/6/1998.....	Kerry Wood (Ricky Gutierrez/third)
Los Angeles:	5/31/2005 — combined.....	Carlos Zambrano — 8.0 innings (Cesar Izturis/third), Michael Wuerzt 1.0, Ryan Dempster 1.0
Milwaukee:	4/9/2005 — combined.....	Carlos Zambrano — 7.1 (Russell Branan/second), Chad Fox 0.2, LaTroy Hawkins 1.0
Montreal:	8/3/1972.....	Bill Hands (Ken Singleton/seventh)
Philadelphia:	7/2/2003 — combined.....	Frank Castillo (Bernard Gilkey/ninth) (David Bell/fifth), Mark Guthrie 0.2, Kyle Farnsworth 0.1, Joe Borowski 1.0
Pittsburgh:	6/8/1958.....	Moe Drabowsky (Ted Kluszewski/second)
St. Louis:	9/25/1995.....	Frank Castillo (Bernard Gilkey/ninth)
San Diego:	6/9/1978.....	Dennis Lamp (Gene Richards/sixth)
San Francisco:	8/30/1992.....	Jim Bullinger (Kirt Manwaring/eighth)

The last Cubs pitcher to take a no-hitter past the seventh inning was Carlos Zambrano, who pitched 7.2 no-hit innings August 22, 2003, at Arizona. The last Cub to have a no-hitter through 8.0 innings was Frank Castillo, who lost a no-hitter with 2 out in the ninth inning on September 25, 1995, vs. St. Louis at Wrigley Field (Bernard Gilkey triple).

Entering the 2006 season, the Cubs have played 5,247 contests since Milt Pappas' near-perfect game in 1972. Over that stretch, Cubs pitchers have thrown 18 one-hitters, with the last one taking place June 26, 2005, against the White Sox — when Mark Prior, Jerome Williams and Ryan Dempster combined to blank the Sox 2-0.

Entering this campaign, the Cubs have gone 40 full seasons without being no-hit, equaling an National League record set by the St. Louis Cardinals from 1920 to 1959. According to the Sporting News Complete Baseball Record Book, the American League record is 44 years, accomplished by the New York Yankees from 1959 to 2002.

Entering this campaign, the Cubs have played 6,369 games since they were no-hit by Los Angeles' Sandy Koufax in 1965 (a span of just over 38 years). The major league record for consecutive campaigns without being no-hit is 40, set by St. Louis from 1920-1959. Since Koufax's perfect game, the Cubs have had 20 one-hitters tossed against them, with the last one occurring August 31, 2005 — when Los Angeles' Derek Lowe accomplished the feat at Wrigley Field (Jerry Hairston hit an infield single to leadoff the game). The last pitcher to take a no-hitter into the ninth inning against the Cubs was Florida's Alex Fernandez — on April 10, 1997, at Wrigley Field (broken up by a Dave Hansen single).

FIELDING RECORDS

Cubs Career Fielding Leaders

MOST GAMES BY POSITION

FIRST BASE	THIRD BASE
Cap Anson.....2,058	Ron Santo.....2,102
Mark Grace.....1,890	Stan Hack.....1,836
Charlie Grimm.....1,321	Harry Steinfeldt.....730
Ernie Banks.....1,259	Tom Burns.....696
Phil Cavarretta.....1,207	Randy Jackson.....687

SECOND BASE	OUTFIELD
Ryne Sandberg.....1,994	Billy Williams.....2,087
Johnny Evers.....1,368	Sammy Sosa.....1,682
Billy Herman.....1,340	Jimmy Ryan.....1,591
Glenn Beckert.....1,206	Frank Schulte.....1,544
Fred Pfeiffer.....1,073	Bill Nicholson.....1,292

SHORTSTOP	CATCHER
Don Kessinger.....1,618	Gabby Hartnett.....1,759
Joe Tinker.....1,501	Jody Davis.....961
Shawon Dunston.....1,228	Johnny Kling.....960
Ernie Banks.....1,125	Randy Hundley.....939
Billy Jurgens.....965	Jimmy Archer.....677

HIGHEST FIELDING AVERAGE (Min. 500 Games)

PLAYER	GAMES	PLAYER	GAMES
1B Mark Grace: .995.....1,890		3B Charlie Deal: .964.....607	
2B Ryne Sandberg: .989.....1,994		OF Andre Dawson: .987.....826	
SS Ernie Banks: .969.....1,125		C Randy Hundley: .992.....939	

LEADERS BY POSITION SINCE 1900

PUTOUTS		ERRORS	
1B Mark Grace.....16,601	1B Frank Chance.....133	2B Johnny Evers.....366	
2B Ryne Sandberg.....3,806	2B Johnny Evers.....366	SS Joe Tinker.....574	
SS Joe Tinker.....3,248	SS Joe Tinker.....574	3B Ron Santo.....315	
3B Stan Hack.....1,944	3B Ron Santo.....315	OF Billy Williams.....101	
OF Billy Williams.....3,562	OF Billy Williams.....101	C Johnny Kling.....161	
C Gabby Hartnett.....7,154	C Johnny Kling.....161	P Hippo Vaughn.....58	
P Rick Reuschel.....227	P Hippo Vaughn.....58		

ASSISTS		TOTAL CHANCES	
1B Mark Grace.....1,550	1B Mark Grace.....18,247	2B Ryne Sandberg.....10,276	
2B Ryne Sandberg.....6,361	2B Ryne Sandberg.....10,276	SS Joe Tinker.....8,905	
SS Don Kessinger.....5,346	SS Don Kessinger.....982	3B Ron Santo.....6,777	
3B Ron Santo.....4,532	3B Ron Santo.....6,777	OF Billy Williams.....3,806	
OF Frank Schulte.....178	OF Billy Williams.....3,806	C Gabby Hartnett.....8,531	
C Johnny Kling.....1,244	C Gabby Hartnett.....8,531	P Mordecai Brown.....770	
P Mordecai Brown.....600	P Mordecai Brown.....770		

DOUBLE PLAYS

1B Mark Grace.....1,352
2B Ryne Sandberg.....1,157
SS Don Kessinger.....982
3B Ron Santo.....389
OF Jimmy Slagle.....38
C Gabby Hartnett.....162
P Guy Bush.....33

Cubs Single-Season Fielding Records Since 1900

GAMES PLAYED		ERRORS	
1B Ernie Banks: 162.....1965		1B Frank Chance: 36.....1903	
2B Ken Hubbs: 159.....1962		2B George Grantham: 55.....1923	
SS Ivan DeJesus: 160.....1978, 1979		SS Joe Tinker: 72.....1902	
3B Ron Santo: 164.....1965		3B Bill Bradley: 61.....1900	
OF Billy Williams: 164.....1965		LF Jimmy Slagle: 21.....1903	
LF Billy Williams: 162.....1965		CF Danny Green: 24.....1901	
CF Corey Patterson: 157.....2004		RF Wilbur Good: 20.....1914	
RF Sammy Sosa: 161.....1997		C Johnny Kling: 24.....1903,	
C Randy Hundley: 160.....1968		1905	
P Ted Abernathy: 84.....1965		P Jim Vaughn: 13.....1914	
Dick Tidrow: 84.....1980			

PUTOUTS		TOTAL CHANCES	
1B Ernie Banks: 1,682.....1965		1B Ernie Banks: 1,790.....1965	
2B Billy Herman: 466.....1933		2B Billy Herman: 1,023.....1933	
SS Joe Tinker: 354.....1912		SS Joe Tinker: 928.....1905	
3B Randy Jackson: 198.....1951		3B Ron Santo: 606.....1967	
LF Augie Galan: 351.....1935		LF Jimmy Sheppard: 378.....1911	
CF Jigger Statz: 438.....1923		CF Jigger Statz: 476.....1923	
RF Bill Nicholson: 340.....1943		RF Bill Nicholson: 364.....1943	
C Michael Barrett: 1,035.....2004		C Randy Hundley: 1,065.....1969	
P Greg Maddux: 39.....1990,		P Jack Taylor: 124.....1902	
1991			

ASSISTS		DOUBLE PLAYS	
1B Mark Grace: 180.....1990		1B Charlie Grimm: 147.....1928	
2B Ryne Sandberg: 571.....1983		2B Freddie Maguire: 126.....1928	
SS Ivan DeJesus: 595.....1977		Ryne Sandberg: 126.....1983	
3B Ron Santo: 393.....1967		SS Roy Smalley: 115.....1950	
LF Jimmy Sheppard: 32.....1911		3B Ron Santo: 41.....1961	
CF Jigger Statz: 26.....1923		LF Jimmy Sheppard: 12.....1911	
RF Wilbur Good: 25.....1914		CF Danny Green: 7.....1901	
C Johnny Kling: 189.....1903		Jigger Statz: 7.....1923	
P Jack Taylor: 106.....1902		RF Wilbur Good: 10.....1914	
		C Bob O'Farrell: 22.....1922	
		P Claude Passeau: 9.....1942	
		Rick Reuschel: 9.....1979	

HIGHEST FIELDING AVERAGE (Min. 100 Games)

PLAYER	YEAR	PCT	GAMES
1B Mark Grace.....1992		.998	157
2B Ryne Sandberg.....1991		.995	157
SS Ernie Banks.....1959		.985	154
3B Stan Hack.....1945		.975	146
Steve Buechele.....1993		.975	129
OF Gary Woods.....1982		1.000	103
Doug Descenzo.....1990		1.000	107
C Damian Miller.....2003		.997	114

CLUB SINGLE-SEASON FIELDING MARKS

Highest Fielding Percentage: .984.....1998
Lowest Fielding Percentage: .933.....1900
Most Putouts: 4,437.....1980
Fewest Putouts: 2,870.....1981 (Shortened Season)
3,695.....1903
Most Assists: 2,155.....1916
Fewest Assists: 1,257.....1994 (Shortened Season)
1,493.....2001
Fewest Errors: 81.....1994 (Shortened Season)
100.....2000
Most Errors: 418.....1900
Most Total Chances: 6,680.....1916
Fewest Total Chances: 4,267.....1981 (Shortened Season)
5,808.....1903
Most Errorless Games: 90.....1996
Consecutive Errorless Games: 10.....1984 (6/5-6/14),
1998 (5/29-6/8)
Most Double Plays: 176.....1928
Fewest Double Plays: 76.....1908
Fewest Passed Balls: 4.....1967
Most Passed Balls: 35.....1900, 1961

HISTORICAL INFORMATION

Highlights In Cubs History

1876: The first game in the history of the Chicago National League franchise took place April 25, as Albert Spalding pitched the first NL shutout in the Chicago White Stockings' 4-0 win at Louisville ... Spalding also had the first hit in franchise history, while centerfielder Paul Hines scored the first run on a throwing error in the 2nd inning.

© the first home run in NL history was hit by the White Stockings' Ross Barnes on May 2 in a 15-9 victory in Cincinnati.

© the creation of the NL was credited largely to William A. Hulbert, who held the dual role of league president and Chicago president until 1882 ... with the assistance of manager Albert Spalding, Hulbert drafted the NL constitution and by-laws in 1875.

© of the eight original charter members of the National League, only the Cubs have operated continuously in the same city.

1906: The Chicago club went 116-36 in setting major league records for wins in a season and winning percentage (.763).

1907: "Cubs" was officially adopted as the nickname of the team ... the Cubs then went on to win their first World Series, defeating Detroit in 5 games.

1908: The Cubs were World Series champions for the second straight year, defeating Detroit 4 games to 1.

1916: The Cubs moved into Weeghman Park (now known as Wrigley Field).

1921: William Wrigley Jr. became the Cubs' majority owner.

© Wrigley's involvement with the team began in 1916, when a 10-man syndicate led by Charles Weeghman purchased the club from Charles Taft ... in 1919, Wrigley purchased Weeghman's shares to have controlling interest.

© after Wrigley's death in 1932, his interest passed to his son, Philip K. Wrigley ... upon Philip's death in 1977, principal interest in the ballclub was left to his son, William Wrigley.

© the sale of the club to Tribune Company in 1981 ended the longest continuous operation of a franchise by the same family in one city.

1930: Hack Wilson established a ML record by driving in 191 runs while hitting 56 home runs — a club/NL record that lasted until 1998.

© the largest crowd to see a baseball game at Wrigley Field (51,556) took place June 27 vs. Brooklyn ... of that number, 30,476 were Ladies' Day guests and 1,332 were passholders.

THE CHICAGO CUBS — SINCE 1876

The Chicago National League franchise is in its 131st season in 2006. During the first 130 NL campaigns, the team played 19,276 contests — and won 9,834 times.

The Chicago club has been known by the following nicknames since its inception:

White Stockings	1876-1894	Remnants	1901-1902
Colts	1887-1906	Recruits	1902
Black Stockings	1888-1889	Panamas	1903
Ex-Colts	1898	Zephyrs	1905
Rainmakers	1898	Nationals	1905-1907
Orphans	1898-1902	Spuds	1906
Cowboys	1899	Trojans	1913
Rough Riders	1899-1900	CUBS	1902-PRESENT

1935: The Cubs won 21 straight September games in capturing the NL pennant.

1945: The Cubs went to their 10th World Series, falling to Detroit in 7 games.

1958: Ernie Banks became the first member of a team with a losing record to win the MVP Award ... also was named the NL MVP in 1959, becoming the first N.L. player to win the award in consecutive seasons.

1960: Don Cardwell threw a no-hitter against St. Louis in his Cubs debut May 15 ... became the first pitcher in baseball history to hurl a no-hitter in his first game for a club.

1970: Billy Williams became the first player in N.L. history to appear in 1,000 consecutive games, reaching that mark April 30 ... his streak extended to 1,117 games before ending September 3.

1978: Wrigley Field attracted its largest Opening Day crowd — 45,777 — on April 14 vs. Pittsburgh.

1982: On May 25 at San Diego, Fergie Jenkins became the seventh pitcher in baseball history to record 3,000 strikeouts.

© on August 22, Ernie Banks became the first Cub to have his uniform number (14) retired.

1984: The Cubs clinched their first N.L. Eastern Division title September 24 in Pittsburgh (4-1), marking the first time since 1945 that the club advanced into the postseason ... the Cubs went 96-65 under NL Manager of the Year Jim Frey.

© the Cubs fell to San Diego in the NLCS 3 games to 2.

1987: Andre Dawson became the first player from a sixth-place team to win the NL's MVP Award, hitting 49 homers and driving in 137 runs.

© on August 13, Hall of Famer Billy Williams had his No. 26 retired.

1988: The first Wrigley Field night game took place August 8 against Philadelphia ... the game was rained out after 31/2 innings with the Cubs leading 3-1.

© the first official night contest took place August 9 vs. New York, with the Cubs winning 6-4 ... the first pitch was thrown by Mike Bielecki at 7:05 p.m. — a called strike to Lenny Dykstra.

1989: The Cubs won their second NL Eastern Division title when they defeated Montreal 3-2 at Olympic Stadium September 26 ... the Cubs compiled a 93-69 record under NL Manager of the Year Don Zimmer before falling in the NLCS to San Francisco 4 games to 1.

© for only the fifth time, teammates finished as the top two votegetters in the Jackie Robinson NL Rookie of the Year balloting ... Jerome Walton, who had a club-record 30-game hitting streak during the season, won the award, while Dwight Smith finished 2nd in the voting.

1990: Ryne Sandberg hit a league-high 40 home runs, the 3rd-highest single-season total for a second baseman behind the 42 hit by St. Louis' Rogers Hornsby in 1922 and Atlanta's Davey Johnson in 1973.

© Sandberg also set a ML record by playing errorless ball in 123 straight games at second base June 21, 1989-May 17, 1990.

1993: Sammy Sosa became the first player in Cubs history to record a 30-homer/30-steal campaign (33 homers, 36 steals).

1995: The Cubs won their 9,000th game May 21 at Los Angeles, defeating the Dodgers 2-1 in 13 innings ... the Cubs have won more games than any other one-city professional franchise.

© Sammy Sosa hit the 10,000th homer in Cubs history August 14 in Los Angeles (off Tom Candiotti).

1998: The Cubs went to postseason play as the NL's Wild Card club after defeating San Francisco 5-3 in a 1-game tie-breaker ... the Cubs were swept by Atlanta during the Division Series.

© Sammy Sosa, who battled St. Louis' Mark McGwire for the major league homer record, earned N.L. Most Valuable Player honors ... Sosa finished the campaign with 66 homers — 4 behind McGwire — while leading the majors with 158 RBI and 134 runs scored.

© Kerry Wood was named the league's Rookie of the Year after going 13-6 in 26 starts with 233 strikeouts ... on May 6 vs. Houston, he tied the ML single-game mark by fanning 20 batters while allowing just 1 hit in a complete-game 2-0 win.

2001: Sammy Sosa became the first player in M.L. history to reach the 60-homers mark in three different campaigns ... he also became the first player to have a trio of 3-homer games in one season.

© Sosa had a club-record 425 total bases for his second career 400-plus campaign (416 in 1998).

© on May 24-May 25, Jon Lieber and Kerry Wood hurled back-to-back complete-game 1-hit shutouts.

2003: On September 27, the Cubs clinched their first-ever National League Central Division title when they swept a doubleheader vs. Pittsburgh by scores of 4-2 and 7-2 while Houston lost to Milwaukee 5-2 ... the Cubs won the division one season after going 67-95.

© the Cubs then came within a victory of heading to the World Series, as they defeated Atlanta 3 games to 2 in the Division Series before falling to Florida 4 games to 3 in the NLCS.

© Cubs pitchers fanned a major league-record 1,404 batters while allowing 1,304 hits — the highest differential in big league annals ... Kerry Wood (266) and Mark Prior (245) finished 1-2 in the major league strikeout race.

© on September 28, the Cubs retired the uniform number — No. 10 — of longtime third baseman/broadcaster Ron Santo.

2004: On August 7 at San Francisco, Greg Maddux won his 300th career game, becoming the 22nd pitcher in major league history to do so.

© he was the second Cub to win his 300th game while donning a Cub uniform, joining Grover "Ol' Pete" Alexander in that distinction.

2005: Derrek Lee won the National League batting title after leading all three Triple Crown categories for much of the season ... the first baseman batted .335 and also led the National League in hits, total bases, doubles, slugging percentage and extra-base hits.

© Greg Maddux struck out his 3,000th career batter, becoming the second Cub in franchise history to record 3,000 strikeouts (also Fergie Jenkins) ... the Cubs are the only major league franchise to have two pitchers surpass the mark in their uniform.

◆ endured a 2-hour, 43-minute rain delay prior to the start of the game on July 26, fanning San Francisco's Omar Vizquel in the third inning for the milestone strikeout.

© on August 28, the Cubs retired the uniform number — No. 23 — of Hall of Famer second baseman Ryne Sandberg.

PHILLING UP THE SCOREBOARD

On August 25, 1922, the Cubs topped Philadelphia 26-23 at Cubs Park in the highest-scoring game in major league history. The teams combined for 51 hits, 23 walks and 25 men left-on-base. A 10-run 2nd inning followed by a 14-run outburst in the 4th helped the Cubs build a 25-6 lead. Philadelphia fought back and had the bases full when the last out was recorded in the 9th inning.

On May 17, 1979, Dave Kingman hit 3 homers and drove in 6 runs, but Philadelphia's Mike Schmidt answered with 2 homers — including the game-winner in the 10th — to give the Phillies a 23-22 victory in baseball's highest-scoring game since the 1922 affair. The Cubs had trailed 21-9, but rallied and tied the score in the 8th.

Cubs Year-By-Year Record Since 1876

YEAR	W-L	PCT	POS	GA/GB	MANAGER	ATTENDANCE	HOME	ROAD	DAY	NIGHT	NL-C	NL-E	NL-W	PRE-ASG	POST
1876	52-14	.788	1	+6.0	Spalding	65,441	25-6	27-8	52-14						
1877	26-33	.441	5	-15.5	Spalding	46,454	17-12	9-21	26-33						
1878	30-30	.500	4	-11.0	Ferguson	58,691	17-18	13-12	30-30						
1879	46-33	.582	4	-10.5	Anson/Flint	67,687	29-13	17-20	46-33						
1880	67-17	.798	1	+15.0	Anson	66,708	37-5	30-12	67-17						
1881	56-28	.667	1	+9.0	Anson	82,000	32-10	24-18	56-28						
1882	55-29	.655	1	+3.0	Anson	125,452	35-10	20-19	55-29						
1883	59-39	.602	2	-4.0	Anson	124,880	36-13	23-26	59-39						
1884	62-50	.554	4t	-22.0	Anson	87,667	39-17	23-33	62-50						
1885	87-25	.777	1	+2.0	Anson	117,519	42-14	45-11	87-25						
1886	90-34	.726	1	+2.5	Anson	142,438	52-10	38-24	90-34						
1887	71-50	.587	3	-6.5	Anson	217,070	44-18	27-32	71-50						
1888	77-58	.570	2	-9.0	Anson	228,906	43-27	34-31	77-58						
1889	67-65	.508	3	-19.0	Anson	149,175	37-30	30-35	67-65						
1890	83-53	.613	2	-6.5	Anson	102,536	48-24	35-29	83-53						
1891	82-53	.607	2	-3.5	Anson	201,188	43-22	39-31	82-53						
1892	70-76	.479	7	-30.0	Anson	109,067	36-31	34-45	70-76						
1893	56-71	.441	9	-29.0	Anson	223,500	38-34	18-37	56-71						
1894	57-75	.432	7	-34.0	Anson	239,000	35-30	22-45	57-75						
1895	72-58	.554	4	-15.0	Anson	382,300	43-26	29-32	72-58						
1896	71-57	.555	5	-18.5	Anson	317,500	42-24	29-33	71-57						
1897	59-73	.447	9	-34.0	Anson	327,160	36-30	23-43	59-73						
1898	85-65	.567	4	-17.5	Burns	424,352	58-31	27-34	85-65						
1899	75-73	.507	8	-26.0	Burns	352,130	44-39	31-34	75-73						
1900	65-75	.464	5t	-19.0	Loftus	248,577	45-30	20-45	65-75						
1901	53-86	.381	6	-37.0	Loftus	205,071	30-39	23-47	53-86						
1902	68-69	.496	5	-34.0	Selee	263,700	31-38	37-31	68-69						
1903	82-56	.594	3	-8.0	Selee	386,205	45-28	37-28	82-56						
1904	93-60	.608	2	-13.0	Selee	439,100	49-27	44-33	93-60						
1905	92-61	.601	3	-13.0	Selee/Chance	509,900	54-25	38-36	92-61						
1906	**116-36	**763	1	+20.0	Chance	654,300	56-21	60-15	116-36						
1907	107-45	.704	*1	+17.0	Chance	422,550	54-19	53-26	107-45						
1908	99-55	.643	*1	+1.0	Chance	665,325	47-30	52-25	99-55						
1909	104-49	.680	2	-6.5	Chance	633,480	47-29	57-20	104-49						
1910	104-50	.675	1	+13.0	Chance	526,152	58-19	46-31	104-50						
1911	92-62	.597	2	-7.5	Chance	576,000	49-32	43-30	92-62						
1912	91-59	.607	3	-11.5	Chance	514,000	46-30	45-29	91-59						
1913	88-65	.575	3	-13.5	Evers	419,000	51-25	37-40	88-65						
1914	78-76	.506	4	-16.5	O'Day	202,516	46-30	32-46	78-76						
1915	73-80	.477	4	-17.5	Bresnahan	217,058	42-34	31-46	73-80						
1916/+	67-86	.438	5	-26.5	Tinker	435,685	37-41	30-45	67-86						
1917	74-80	.481	5	-24.0	Mitchell	360,218	35-42	39-38	74-80						
1918	84-45	.651	1	+10.5	Mitchell	337,256	49-25	35-20	84-45						
1919	75-65	.536	3	-21.0	Mitchell	424,430	40-31	35-34	75-65						
1920	75-79	.487	5t	-18.0	Mitchell	480,783	43-34	32-45	75-79						
1921	64-89	.418	7	-30.0	Evers/Killefer	410,107	32-44	32-45	64-89						
1922	80-74	.519	5	-13.0	Killefer	542,283	39-37	41-37	80-74						
1923	83-71	.539	4	-12.5	Killefer	703,705	46-31	37-40	83-71						
1924	81-72	.529	5	-12.0	Killefer	716,922	46-31	35-41	81-72						
1925	68-86	.442	8	-27.5	Killefer/Maranville/Gibson	622,610	37-40	31-46	68-86						
1926	82-72	.532	4	-7.0	McCarthy	885,063	49-28	33-44	82-72						
1927	85-68	.556	4	-8.5	McCarthy	1,159,168	50-28	35-40	85-68						
1928	91-63	.591	3	-4.0	McCarthy	1,143,740	52-25	39-38	91-63						
1929	98-54	.645	1	+10.5	McCarthy	1,485,166	52-25	46-29	98-54						
1930	90-64	.584	2	-2.0	McCarthy/Hornsby	1,463,624	51-26	39-38	90-64						
1931	84-70	.545	3	-17.0	Hornsby	1,086,422	50-27	34-43	84-70						
1932	90-64	.584	1	+4.0	Hornsby/Grimm	974,688	53-24	37-40	90-64						
1933	86-68	.558	3	-6.0	Grimm	594,112	56-23	30-45	86-68					38-39	48-29
1934	86-65	.570	3	-8.0	Grimm	707,525	47-30	39-35	86-65					45-30	41-35
1935	100-54	.649	1	+4.0	Grimm	692,604	56-21	44-33	99-54	1-0				40-32	60-22
1936	87-67	.565	2t	-5.0	Grimm	699,370	50-27	37-40	87-66	0-1				43-27	44-40
1937	93-61	.604	2	-3.0	Grimm	895,020	46-32	47-29	93-60	1-1				44-25	49-36
1938	89-63	.586	1	+2.0	Grimm/Hartnett	951,640	44-33	45-30	88-62	0-1				38-30	51-33
1939	84-70	.545	4	-13.0	Hartnett	726,663	44-34	40-36	83-68	1-2				39-37	45-33
1940	75-79	.487	5	-25.5	Hartnett	534,878	40-37	35-42	72-76	3-3				38-37	37-42
1941	70-84	.455	6	-30.0	Wilson	545,159	38-39	32-45	64-76	6-8				33-43	37-41
1942	68-86	.442	6	-38.0	Wilson	590,972	36-41	32-45	63-81	5-5				38-41	30-45
1943	74-79	.484	5	-30.5	Wilson	508,247	36-38	38-41	69-71	5-8				33-43	41-36
1944	75-79	.487	4	-30.0	Wilson/Johnson/Grimm	640,110	35-42	40-37	64-71	11-8				29-40	46-39
1945	98-56	.636	1	+3.0	Grimm	1,036,386	49-26	49-30	90-45	8-11				42-28	56-28
1946	82-71	.536	3	-14.5	Grimm	1,342,970	44-33	38-38	74-62	8-9				39-33	43-38
1947	69-85	.448	6	-25.0	Grimm	1,364,039	36-43	33-42	62-74	7-11				36-36	33-49
1948	64-90	.416	8	-27.5	Grimm	1,237,792	35-42	29-48	54-79	10-11				33-43	31-47
1949	61-93	.396	8	-36.0	Grimm/Frisch	1,143,139	33-44	28-49	50-78	11-15				30-50	31-43

YEAR	W-L	PCT	POS	GA/GB	MANAGER	ATTENDANCE	HOME	ROAD	DAY	NIGHT	NL-C	NL-E	NL-W	PRE-ASG	POST
1950	64-89	.418	7	-26.5	Frisch	1,165,944	35-42	29-47	54-73	10-16	-	-	-	33-38	31-51
1951	62-92	.403	8	-34.5	Frisch/Cavarretta	894,415	32-45	30-47	52-71	10-21	-	-	-	30-39	32-53
1952	77-77	.500	5	-19.5	Cavarretta	1,024,826	42-35	35-42	65-62	12-15	-	-	-	42-35	35-42
1953	65-89	.442	7	-40.0	Cavarretta	763,658	43-34	22-55	56-66	9-23	-	-	-	30-50	35-39
1954	64-90	.416	7	-33.0	Hack	748,183	40-37	24-53	53-70	11-20	-	-	-	29-50	35-40
1955	72-81	.471	6	-26.0	Hack	875,800	43-33	29-48	60-59	12-22	-	-	-	45-40	27-41
1956	60-94	.390	8	-33.0	Hack	720,118	39-38	21-56	50-72	10-22	-	-	-	31-40	29-54
1957	62-92	.403	7t	-33.0	Scheffing	670,629	31-46	31-46	47-67	15-25	-	-	-	26-45	36-47
1958	72-82	.468	5t	-20.0	Scheffing	979,904	35-42	37-40	50-62	22-20	-	-	-	39-39	33-43
1959	74-80	.481	5t	-13.0	Scheffing	858,255	38-39	36-41	52-55	22-25	-	-	-	39-41	35-39
1960	60-94	.390	7	-35.0	Grimm/Boudreau	809,770	33-44	27-50	45-66	15-28	-	-	-	30-46	30-48
1961/cc	64-90	.416	7	-29.0	Hims/Craft/Klein/Tappe	673,057	40-37	24-53	53-60	11-30	-	-	-	36-44	28-46
1962/cc	59-103	.364	9	-42.5	Tappe/Metro/Klein	609,802	32-49	27-54	48-71	11-32	-	-	-	32-56	27-47
1963/cc	82-80	.506	7	-17.0	Kennedy	979,551	43-38	39-42	62-54	20-26	-	-	-	45-37	37-43
1964/cc	76-86	.469	8	-17.0	Kennedy	751,647	40-41	36-45	57-59	19-27	-	-	-	36-38	40-48
1965/cc	72-90	.444	8	-25.0	Kennedy/Klein	641,361	40-41	32-49	55-64	17-26	-	-	-	40-45	32-45
1966	59-103	.364	10	-36.0	Durocher	635,891	32-49	27-54	45-70	14-33	-	-	-	26-57	33-46
1967	87-74	.540	3	-14.0	Durocher	977,226	49-34	38-40	67-47	20-27	-	-	-	46-36	41-38
1968	84-78	.519	3	-13.0	Durocher	1,043,409	47-34	37-44	63-48	21-30	-	-	-	39-45	45-33
1969/E	92-70	.568	2	-8.0	Durocher	1,674,993	49-32	43-38	68-49	24-21	-	46-44	46-26	61-37	31-33
1970	84-78	.519	2	-5.0	Durocher	1,642,705	46-34	38-44	60-50	24-28	-	44-46	40-32	43-42	41-36
1971	83-79	.512	3t	-14.0	Durocher	1,653,007	44-37	39-42	51-55	32-24	-	45-45	38-34	47-41	36-38
1972/s	85-70	.548	2	-11.0	Durocher/Lockman	1,229,163	46-31	39-39	61-46	24-24	-	43-40	42-30	46-44	39-26
1973	77-84	.478	5	-5.0	Lockman	1,351,705	41-39	36-45	57-53	20-31	-	44-45	33-39	51-46	26-38
1974	66-96	.407	6	-22.0	Lockman/Marshall	1,015,378	32-49	34-47	42-62	24-34	-	35-55	31-41	41-52	25-44
1975	75-87	.463	5t	-17.5	Marshall	1,034,819	42-39	33-48	50-53	25-34	-	45-45	30-42	42-48	33-39
1976	75-87	.463	4	-26.0	Marshall	1,026,217	42-39	33-48	51-58	24-29	-	44-46	31-41	36-48	39-39
1977	81-81	.500	4	-20.0	Franks	1,439,834	46-35	35-46	59-48	22-33	-	39-51	42-30	53-35	28-46
1978	79-83	.488	3	-11.0	Franks	1,525,311	44-38	35-45	60-50	19-33	-	44-46	35-37	43-39	36-44
1979	80-82	.494	5	-18.0	Franks/Amalfitano	1,648,587	45-36	35-46	53-52	27-30	-	37-53	43-29	47-38	33-44
1980	64-98	.395	6	-27.0	Gomez/Amalfitano	1,206,776	37-44	27-54	47-58	17-40	-	38-52	26-46	33-43	31-55
1981/s	38-65	.369	6	-21.5	Amalfitano	565,637	27-30	11-35	32-42	6-23	-	20-39	18-26	15-37	23-28
1982	73-89	.451	5	-19.0	Elia	1,249,278	38-43	35-46	52-53	21-36	-	39-51	34-38	36-53	37-36
1983	71-91	.438	5	-19.0	Elia/Fox	1,479,717	43-38	28-53	51-55	20-36	-	40-50	31-41	38-41	33-50
1984	96-65	.596	#1	-6.5	Frey	2,107,655	51-29	45-36	71-34	25-31	-	52-37	44-28	48-36	48-29
1985	77-84	.478	4	-23.5	Frey	2,161,534	41-39	36-45	48-57	29-27	-	41-49	36-35	45-41	32-43
1986	70-90	.438	5	-37.0	Frey/Vukovich/Michael	1,859,102	42-38	28-52	52-55	18-35	-	40-48	30-42	36-48	34-42
1987	76-85	.472	6	-18.5	Michael/Lucchesi	2,035,130	40-40	36-45	48-57	28-28	-	37-53	39-32	47-41	29-44
1988	77-85	.475	4	-24.0	Zimmer	2,089,034	39-42	36-43	47-55	30-31	-	40-50	37-35	45-40	32-45
1989	93-69	.574	#1	-6.0	Zimmer	2,491,942	48-33	45-36	48-38	45-31	-	53-37	40-32	47-39	46-30
1990	77-85	.475	4t	-18.0	Zimmer	2,243,791	39-42	38-43	44-39	33-46	-	43-47	34-38	36-49	41-36
1991	77-83	.481	4	-20.0	Zimmer/Altobelli/Essian	2,314,250	46-37	31-46	43-39	34-44	-	46-42	31-41	38-44	39-39
1992	78-84	.481	4	-18.0	Lefebvre	2,126,720	43-38	35-46	45-40	33-44	-	44-46	34-38	40-47	38-37
1993	84-78	.519	4	-13.0	Lefebvre	2,653,763	43-38	41-40	41-47	43-31	-	39-39	45-39	41-45	43-33
1994/C/s	49-64	.434	5	-16.5	Trebelhorn	1,845,208	20-39	29-25	28-39	21-25	19-25	10-23	20-41	36-50	13-14
1995/s	73-71	.507	3	-12.0	Riggelman	1,918,265	34-38	39-33	37-38	36-33	25-24	25-21	23-26	37-32	36-39
1996	76-86	.469	4	-12.0	Riggelman	2,219,110	43-38	33-48	43-52	33-34	19-33	31-30	26-23	41-46	35-40
1997	68-94	.420	5	-16.0	Riggelman	2,190,308	42-39	26-55	45-47	23-47	21-27	20-35	18-26	37-50	31-44
1998	90-73	.552	*2	-12.5	Riggelman	2,623,000	51-31	39-42	52-41	38-32	28-28	27-18	30-19	48-39	42-34
1999	67-95	.414	6	-30.0	Riggelman	2,813,854	34-47	33-48	41-50	26-45	28-34	18-23	15-29	41-44	26-51
2000	65-97	.401	6	-30.0	Baylor	2,734,511	38-43 ^{ts}	27-54 ^{ts}	36-56	29-41	21-41	18-23	18-26	35-51	30-46
2001	88-74	.543	3	-5.0	Baylor	2,779,456	48-33	40-41	50-43	38-31	48-36	16-14	15-18	51-35	37-39
2002	67-95	.414	5	-30.0	Baylor/Lachemann/Kimm	2,693,071	36-45	31-50	38-49	29-46	36-54	12-18	13-17	35-51	32-44
2003	88-74	.543	##1	-1.0	Baker	2,962,630	44-37	44-37	51-41	37-33	47-37	15-15	17-13	47-47	41-27
2004	89-73	.549	3	-16.0	Baker	3,170,184	45-37	44-36	49-38	40-35	50-40	16-14	15-15	47-40	42-33
2005	79-83	.488	4	-21.0	Baker	3,099,992	38-43	41-40	41-44	38-39	43-36	11-23	19-15	43-44	36-39

The Cubs went 9-6 against American League clubs during interleague play in 1997 ... 5-8 in 1998 ... 6-9 in 1999 ...

8-7 in 2000 ... 9-6 in 2001 ... 6-6 in 2002 ... 9-9 in 2003 ... 8-4 in 2004 ... and 6-9 in 2005.

*World Champions

**20th Century Major League Record

#Eastern Division Champions

##Central Division Champions

*Wild Card team

+First year in Wrigley Field

E-Eastern Division play begins

C-Central Division play begins

s-Strike-shortened season

cc-College of Coaches

t-Tie

ts-Includes Tokyo contest

CUBS GENERAL MANAGERS SINCE 1934

Charles Weber1934-1940
 James Gallagher1940-1949
 Wid Mathews1950-1956
 John Holland1957-1975
 E.R. Saltwell1976
 Bob Kennedy1977-May 1981
 Herman FranksMay 1981-October 1981

Dallas GreenOctober 1981-October 1987
 Jim FreyNovember 1987-October 1991
 Larry HimesNovember 1991-October 1994
 Ed LynchOctober 1994-July 2000
 Andy MacPhailJuly 2000-July 2002
 Jim HendryJuly 2002-current

Cubs Managers Since 1876

MANAGER	YEARS	W-L	PCT	MANAGER	YEARS	W-L	PCT
Albert Spalding	1876-1877	78-47	.624	Harry Craft*	1961	7-9	.438
Bob Ferguson	1878	30-30	.500	Elvin Tappe*	1961-1962	46-70	.397
Cap Anson	1879, 1880-1897	1282-932	.579	Lou Klein*	1961-1962, 1965	65-82	.442
Silver Flint	1879	5-12	.294	Charlie Metro*	1962	43-69	.384
Tommy Burns	1898-1899	160-138	.537	Bob Kennedy*	1963-1965	182-198	.479
Tom Loftus	1900-1901	118-161	.423	Leo Durocher	1966-1972	535-526	.504
Frank Selee	1902-1905	280-213	.568	Whitey Lockman	1972-1974	157-162	.492
Frank Chance	1905-1912	768-389	.664	Jim Marshall	1974-1976	175-218	.445
Johnny Evers	1913, 1921	129-120	.518	Herman Franks	1977-1979	238-241	.497
Hank O'Day	1914	78-76	.506	Joe Amalfitano+	1979, 1980-1981	66-116	.363
Roger Bresnahan	1915	73-80	.477	Preston Gomez	1980	38-52	.422
Joe Tinker	1916	67-86	.438	Lee Elia	1982-1983	127-158	.446
Fred Mitchell	1917-1920	308-269	.534	Charlie Fox+	1983	17-22	.436
Bill Killefer	1921-1925	300-293	.506	Jim Frey	1984-1986	196-182	.519
Rabbit Maranville	1925	23-30	.434	John Vukovich+	1986	1-1	.500
George Gibson	1925	12-14	.462	Gene Michael	1986-1987	114-124	.479
Joe McCarthy	1926-1930	442-321	.579	Frank Lucchesi+	1987	8-17	.320
Rogers Hornsby	1930-1932	141-116	.549	Don Zimmer	1988-1991	265-258	.507
Charlie Grimm	1932-38, 1944-49, 1960	946-782	.547	Joe Altobelli+	1991	0-1	.000
Gabby Hartnett	1938-1940	203-176	.536	Jim Essian	1991	59-63	.484
Jimmy Wilson	1941-1944	213-258	.452	Jim Lefebvre	1992-1993	162-162	.500
Roy Johnson+	1944	0-1	.000	Tom Trebelhorn	1994	49-64	.434
Frankie Frisch	1949-1951	141-196	.418	Jim Riggleman	1995-1999	374-419	.472
Phil Cavarretta	1951-1953	169-213	.442	Don Baylor	2000-2002	187-220	.459
Stan Hack	1954-1956	196-265	.425	Rene Lachemann+	2002	0-1	.000
Bob Scheffing	1957-1959	208-254	.450	Bruce Klimm+	2002	33-45	.423
Lou Boudreau	1960	54-83	.394	Dusty Baker	2003-2005	256-230	.527
Vedie Himsl*	1961	10-21	.323				

+Interim Manager ... *College of Coaches

Cubs Coaches Since 1921

Acosta, Oscar—2000-2001	Grammas, Alex—1964	Moss, Les—1981
Adams, Bobby—1961-1965, 1973	Grimm, Charlie—1941, 1961-1963	Mueller, Ray—1957
Aguirre, Hank—1972-1974	Grissom, Marv—1975-1976	Muser, Tony—1993-1997
Alomar, Sandy—2000-2002	Hack, Stan—1965	Myatt, George—1957-1959
Altobelli, Joe—1988-1991	Harder, Mel—1965	Noren, Irv—1975
Amalfitano, Joe—1967-1971, 1978-1980	Harmon, Tom—1982	Oates, Johnny—1984-1987
Amaro, Ruben—1983-1986	Hartnett, Gabby—1938	O'Leary, Charley—1931-1933
Baker, William—1950	Hatton, Grady—1960	Oliveras, Mako—1995-1997
Banks, Ernie—1967-1973	Hayworth, Ray—1955	O'Neill, Buck—1962-1965
Becker, Joe—1967-1970	Hiatt, Jack—1981	Peden, Les—1965
Bialas, Dave—1995-1999, 2002	Himsl, Vedie—1960-1964	Pentland, Jeff—1997-2002
Blades, Ray—1953-1956	Holt, Goldie—1961-1965	Pole, Dick—1988-1991, 2003-2005
Bloomfield, Jack—1975-1978	Hornsby, Rogers—1958-1959	Radison, Dan—1995-1999
Burke, Jimmy—1926-1930	Hundley, Randy—1977	Regan, Phil—1997-1998
Clines, Gene—1979-1981, 2003-2005	Jackson, Sonny—2003-2005	Reiser, Pete—1966-1969, 1972-1974
Cole, Dick—1961	Jansen, Larry—1972-1973	Roarke, Mike—1978-1980
Collins, Rip—1961-1963	Jenkins, Fergie—1995-1996	Rojas, Cookie—1978-1981
Connors, Billy—1982-1986, 1991-1993	Johnson, Roy—1935-1939, 1944-1953	Roof, Phil—1990-1991
Corriden, Red—1932-1940	Jurges, Billy—1947-1948	Root, Charlie—1951-1953, 1960
Corrier, Chuck—1988-1994	Kelly, Mike—1934	Rothschild, Larry—2002-2005
Cox, Larry—1988-1989	Kennedy, Bob—1963-1965	Saul, Jim—1975-1976
Craft, Harry—1960-1961	Kim, Wendell—2003-2004	Schalk, Ray—1930-1931
Cuyler, Kiki—1941-1943	Klein, Lou—1960-1965	Scheffing, Bob—1954-1955
Dark, Alvin—1965, 1977	Koenig, Fred—1983	Schulte, Johnny—1933
Davis, Spud—1950-1953	Kranitz, Rick—2002	Schultz, Barney—1977
Dean, Dizzy—1941	Lachemann, Rene—2000-2002	Shea, Merv—1948-1949
DeMerritt, Marty—1999	Land, Grover—1929-1930	Smith, Red—1945-1948
Dixon, Walt—1964-1965	Lazzari, Tony—1938	Snyder, Jim—1987
Doolan, Mickey—1926-1929	Leonard, Dutch—1954-1956	Spalding, Dick—1941-1943
Drabowsky, Moe—1994	Lockman, Whitey—1965-1966	Spangler, Al—1970-1971, 1974
Dugey, Oscar—1921-1924	Lopez, Juan—2003-2005	Speier, Chris—2005
Dunlop, Harry—1976	Lowe, Q.V.—1972	Starrette, Herm—1987
Dyer, Duffy—1983	Lowrey, Peanuts—1970-1971, 1977-1979, 1981	Stock, Milt—1944-1948
Ellis, Sammy—1992	Mackenzie, Gordy—1982	Tappe, Elvin—1959-1965
Fitzsimmons, Freddie—1957-1959, 1966	Macko, Joe—1964	Trebelhorn, Tom—1992-1993
Foley, Marv—1994	Marshall, Jim—1974	Uhle, George—1940
Fox, Jimmie—1944	Martin, Fred—1961-1965	Vukovich, John—1982-1987
Franks, Herman—1970	Martin, Pepper—1956	Walker, Verlon—1961-1970
Freese, George—1964-1965	Martin, J.C.—1974	Williams, Billy—1980-1982, 1986-1987, 1992-2001
Gamboa, Tom—1998-1999	Martinez, Jose—1988-1994	Wright, Mel—1963-1964, 1971
Gibson, George—1925-1926	Matthews, Gary—2003-2005	Zimmer, Don—1984-1986
Glynn, Gene—2000-2002	Metro, Charlie—1962	

Cubs All-Time Roster Since 1876

A (51 players)

Abbey, Bert Wood—1893-1895
 Abernathy, Theodore Wade—1965-1966, 1969-1970
 Aberson, Clifford Alexander—1947-1949
 Abrego, Johnny Ray—1985
 Adair, James Aubrey—1931
 Adams, Charles Dwight—1946
 Adams, Earl John—1922-1927
 Adams, Karl Tutwiler—1915
 Adams, Robert Henry—1957-1959
 Adams, Robert Michael—1976-1977
 Adams, Terry Wayne—1995-1999
 Addis, Robert Gordon—1952-1953
 Addy, Robert Edward—1876
 Adkins, John Dewey—1949
 Aguilera, Richard Warren—1999-2000
 Aguirre, Henry John—1969-1970
 Aker, Jackie Delane—1972-1973
 Alderson, Dale Leonard—1943-1944
 Aldridge, Victor Eddington—1917-1918, 1922-1924
 Alexander, Grover Cleveland—1918-1926
 Alexander, Manuel DeJesus Juan—1997-1999
 Alexander, Matthew—1973-1974
 Alfonsaca, Antonio—2002-2003
 Allen, Artemus Ward—1916
 Allen, Ethan Nathan—1936
 Allison, Milo Henry—1913-1914
 Alou, Moises Rojas—2002-2004
 Altamirano, Porfirio (Ramirez)—1984
 Altman, George Lee—1959-1962, 1965-1967
 Amalfitano, John Joseph—1964-1967
 Amor, Vicente (Alvarez)—1955
 Anderson Jr., James Drew—2004
 Anderson, Robert Carl—1957-1962
 Andre, John Edward—1955
 Andrews, Darrell Shane—1999-2000
 Andrews, James Pratt—1890
 Andrus, Frederick Hotham—1876, 1884
 Angley, Thomas Samuel—1929
 Anson, Adrian Constantine—1876-1897
 Archer, James Patrick—1909-1917
 Arcia, Jose Raimundo (Orta)—1968
 Arias, Alejandro—1992
 Arnold, James Lee—2000
 Asbell, James Marion—1938
 Ashburn, Don Richard—1960-1961
 Aspromonte, Kenneth Joseph—1963
 Assenmacher, Paul Andre—1989-1993
 Atwell, Maurice Dailey—1952-1953
 Averill, Earl Douglas—1959-1960
 Ayala, Robert Joseph—1999
 Aybar, Manuel Antonio—2001

B (150 players)

Baczewski, Frederic John—1953
 Baecht, Edward Joseph—1931-1932
 Bailey, Abraham Lincoln—1919-1921
 Bailey, Lonas Edgar—1965
 Baker, Eugene Walter—1953-1957
 Baker, Thomas Henry—1963
 Bako, Gabor Paul II—2003-2004
 Baldwin, Marcus Elmore—1887-1888
 Baller, Jay Scot—1985-1987
 Balsamo, Anthony Fred—1962
 Banks, Ernest—1953-1971
 Banks, Willie Anthony—1994-1995
 Barber, Stephen David—1970
 Barber, Tyrus Turner—1917-1922
 Barberie, Bret Edward—1996
 Barker, Richard Frank—1999
 Barnes, Roscoe Charles—1876-1877
 Barragan, Facundo Anthony—1961-1963
 Barrett, Michael Patrick—2004-2005
 Barrett, Robert Schley—1923-1925
 Barrett, Tracey Souter (also played as Richard Oliver Barrett)—1943

Barry, John C.—1904-1905
 Bartell, Richard William—1939
 Barton, Vincent David—1931-1932
 Batosh, Clifford Paul—2005
 Bastian, Charles J.—1889
 Bates, John William—1914
 Batista, Miguel Descartes—1997
 Bauers, Russell Lee—1946
 Baumann, Frank Matt—1965
 Baumholtz, Frank Conrad—1949, 1951-1955
 Bautista, Jose Joaquin (Arias)—1993-1994
 Beals, Thomas L.—1880
 Beard, Charles David—1985
 Beaumont, Clarence Howeth—1910
 Beck, Clyde Eugene—1926-1930
 Beck, Rodney Roy—1998-1999
 Becker, Heinz Reinhard—1943, 1945-1946
 Beckert, Glenn Alfred—1965-1973
 Beebe, Frederick Leonard—1906
 Bell, George Antonio (Mathey)—1991
 Bell, Lester Rowland—1930-1931
 Bellhorn, Mark Christian—2002-2003
 Beltran, Francis (Lebron)—2002, 2004
 Benes, Alan Paul—2002-2003
 Benton, Alfred Lee—1982
 Bere, Jason Philip—2001-2002
 Berry, Jonas Arthur—1942
 Berrynhill, Damon Scott—1987-1991
 Bertell, Richard George—1960-1965, 1967
 Bietalski, Oscar—1876
 Bielecki, Michael Joseph—1988-1991
 Biltner, Lawrence David—1976-1980
 Bilko, Stephen Thomas—1954
 Bird, James Douglas—1981-1982
 Bishop, William Robinson—1889
 Bithorn, Hiram Gabriel (Sosa)—1942-1943, 1946
 Blackburn, Earl Stuart—1917
 Blackwell, Timothy P.—1978-1981
 Blatt, Richard Alan—1969
 Blair, Clarence Vick—1929-1931
 Blake, John Frederick—1924-1931
 Blanco, Henry Ramon—2005
 Blankenship, Kevin DeWayne—1988-1990
 Blauser, Jeffrey Michael—1998-1999
 Block, Seymour—1942, 1945-1946
 Bobb, Mark Randall—1968-1969
 Boccabella, John Dominic—1963-1968
 Bolger, James Cyril—1955, 1957-1958
 Bonds, Bobby Lee—1981
 Bonetti, Julio Giacomo—1940
 Bonham, William Gordon—1971-1977
 Bonura, Henry John—1940
 Borchers, George Benard—1888
 Bordi, Richard Albert—1983-1984
 Borkowski, Robert Vilarian—1950-1951
 Boros, Stephen—1963
 Borowski, Joseph Thomas—2001-2005
 Borowy, Henry Ludwig—1945-1948
 Boskie, Shawn Kealoha—1990-1994
 Bosley, Thaddis Jr.—1983-1986
 Botelho, Derek Wayne—1985
 Bottarini, John Charles—1937
 Bottenfield, Kent Dennis—1996-1997
 Bouchee, Edward Francis—1960-1961
 Bourque, Patrick Daniel—1971-1973
 Bowa, Lawrence Robert—1982-1985
 Bowie, Micah Andrew—1999
 Bowman, Robert James—1942
 Bowman, William George—1891
 Bradley, George Washington—1877
 Bradley, William Joseph—1899-1900
 Bransfield, William Edward—1911
 Breeden, Danny Richard—1971
 Breeden, Harold Noel—1971
 Brennan, William Raymond—1993
 Brensnahan, Roger Philip—1900, 1913-1915
 Brett, Herbert James—1924-1925
 Brewer, James Thomas—1960-1963
 Brewster, Charles Lawrence—1944

NAMES AND NUMBERS

A total of 1,792 players have appeared in at least one game for the Chicago National League ball club. The team's single-season record for most players used is 51 (in 2000), while the single-year mark for most pitchers utilized is 25 (in 1999).

The most popular last names in Cubs history belong to Smith (16), Johnson (11), Williams (10) and Brown (9). The longest last names in Cubs history — 13 letters each — belong to Gene DeMontreville (1899), Todd Hollandsworth (2004-2005) and Ken Raffensberger (1940-1941).

There have been 17 Cubs with last names consisting of three letters, most recently Derrek Lee (2004-2005).

Bridwell, Albert Henry—1913
 Briggs, Dan Lee—1982
 Briggs, Herbert Theodore—1896-1898, 1904-1905
 Briggs, Jonathon Tift—1956-1958
 Bright, Harry James—1965
 Brillheart, James Benson—1927
 Brillkopf, Leon Clarence—1952
 Broberg, Peter Sven—1977
 Brock, Louis Clark—1961-1964
 Brock, Tarrick Jumaan—2000
 Broglio, Ernest Gilbert—1964-1966
 Brokie, Herman Charles—1914
 Brooks, Jonathan Joseph (born Jonathan Joseph Brozek)—1925-1926
 Brosnan, James Patrick—1954, 1956-1958
 Brown, Brant Michael—1996-1998, 2000
 Brown, Jophery Clifford—1968
 Brown, Joseph E.—1884
 Brown, Lewis J.—1879
 Brown, Mordecai Peter Centennial—1904-1912, 1916
 Brown, Paul Percival—1909
 Brown, Roosevelt Layway—1999-2002
 Brown, Thomas Michael—1952-1953
 Brown, Walter George—1925
 Browne, Byron Ellis—1965-1967
 Browne, George Edward—1909
 Brumley, Anthony Michael—1987
 Brusstar, Warren Scott—1983-1985
 Bryant, Claiborne Henry—1935-1940
 Bryant, Donald Ray—1966
 Brynan, Charles Ruley—1888
 Buckner, William Joseph—1977-1984
 Buechele, Steven Bernard—1992-1995
 Bues, Arthur Frederick—1914
 Buford, Damon Jackson—2000-2001
 Buhl, Robert Ray—1962-1966
 Bullett, Scott Douglas—1995-1996
 Bullinger, James Eric—1992-1996
 Burdette, Freddie Thomason—1962-1964
 Burdette, Selva Lewis—1964-1965
 Burgess, Forrest Harrill—1949, 1951
 Burke, Leo Patrick—1963-1965
 Burnitz, Jeromy Neal—2005
 Burns, Thomas Everett—1880-1891
 Burris, Bertram Ray—1973-1979
 Burrows, John—1943-1944
 Burton, Ellis Narrington—1963-1965
 Burwell, Richard Matthew—1960-1961
 Bush, Guy Terrell—1923-1934
 Butler, John Stephen—1928
 Buzhardt, John William—1958-1959

C (133 players)

Cairo, Miguel Jesus—1997, 2001
 Callaghan, Martin Francis—1922-1923
 Callahan, James Joseph—1897-1900
 Callison, John Wesley—1970-1971
 Calmus, Richard Lee—1967

Camilli, Adolph Louis—1933-1934
 Camp, Llewellyn Robert—1893-1894
 Camp, Winfield Scott—1894
 Campbell, Arthur Vincent—1908
 Campbell, Joseph Earl—1967
 Campbell, Michael Thomas—1996
 Campbell, Ronald Thomas—1964-1966
 Campbell, William Gilthorpe—1933
 Campbell, William Richard—1982-1983
 Canavan, James Edward—1892
 Cannizzaro, Christopher John—1971
 Capel, Michael Lee—1988
 Capilla, Douglas Edmund—1979-1981
 Cardenal, Jose Rosario (Domec)—1972-1977
 Cardwell, Donald Eugene—1960-1962
 Carleton, James Otto—1935-1938
 Carlsen, Donald Herbert—1948
 Carlson, Harold Gust—1927-1930
 Carney, William John—1904
 Carpenter, Robert Louis—1947
 Carroll, Samuel Clifford—1890-1891
 Carson, Albert James—1910
 Carter, Joseph Chris—1983
 Carter, Paul Warren—1916-1920
 Carty, Ricardo Adolfo (Jacobob)—1973
 Caruthers, Robert Lee—1893
 Casey, Hugh Thomas—1935
 Casey, James Patrick—1903-1905
 Casian, Lawrence Paul—1995-1997
 Cassidy, John P.—1878
 Castillo, Frank Anthony—1991-1997
 Caudill, William Holland—1979-1981
 Cavaretta, Philip Joseph—1934-1953
 Ceccarelli, Arthur Edward—1959-1960
 Ceden, Ronny Alexander—2005
 Cey, Ronald Charles—1983-1986
 Chambers, Clifford Day—1948
 Chance, Frank Leroy—1898-1912
 Chapman, Harry E.—1912
 Cheeves, Virgil Earl—1920-1923
 Cheney, Laurance Russell—1911-1915
 Chiasson, Scott Christopher—2001-2002
 Childs, Clarence Algernon—1900-1901
 Childs, Peter Pierre—1901
 Chipman, Robert Howard—1944-1949
 Chiti, Harry—1950-1952, 1955-1956
 Choi, Hee Seop—2002-2003
 Christmas, Stephen Randall—1986
 Christopher, Loyd Eugene—1945
 Church, Emory Nicholas—1953-1955
 Church, Leonard—1966
 Churry, John—1924-1927
 Clark, Alfred Robert—1902
 Clark, David Earl—1990, 1997
 Clark, Mark Willard—1997-1998
 Clarke, Henry Tefft—1898
 Clarke, Sumpter Mills—1920
 Clarke, Thomas Aloysius—1918
 Clarke, William H.—1888
 Clarkson, John Gibson—1884-1887
 Clausen, Frederick William—1893-1894
 Clemens, Clement Lambert (born Clement Lambert Ulatowski)—1916
 Clemens, Douglas Horace—1964-1965
 Clement, Matthew Paul—2002-2004
 Cline, Tyrone Alexander—1966
 Clines, Eugene Anthony—1977-1979
 Clingman, William Frederick—1900
 Clymer, Otis Edgar—1913
 Coakley, Andrew James—1908-1909
 Coffman, Kevin Reese—1990
 Cogan, Richard Henry—1899
 Coggins, Franklin—1972
 Cohen, Hyman—1955
 Colborn, James William—1969-1971
 Cole, David Bruce—1954
 Cole, Leonard Leslie—1909-1912
 Coleman, Joseph Howard—1976
 Collins, James Anthony—1937-1938
 Collins, Philip Eugene—1923
 Collins, Robert Joseph—1940
 Collins, William Shirley—1911

Collum, Jack Dean—1957
 Comellas, Jorge (Pous)—1945
 Compton, Robert Clinton—1972
 Congalton, William Millar—1902
 Connally, Fritzie Lee—1983
 Connor, James Matthew (born James Matthew O'Connor)—1892, 1897-1899
 Connors, Kevin Joseph Aloysius—1951
 Connors, William Joseph—1966
 Cook, James Fitchie—1903
 Coomer, Ronald Bryan—2001
 Cooney, James Edward—1926-1927
 Cooney, James Joseph—1890-1892
 Cooper, Arley Wilbur—1925-1926
 Cooper, Morton Cecil—1949
 Cooper, William Walker—1954-1955
 Corcoran, Lawrence J.—1880-1885
 Corcoran, Michael—1884
 Corriden, John Michael Sr.—1913-1915
 Corridon, Frank J.—1904
 Cosman, James Henry—1970
 Cotter, Harvey Louis—1922, 1924
 Cotter, Richard Raphael—1912
 Cottrell, Ensign Stover—1912
 Cotto, Henry (Suarez)—1984
 Coughlin, William Edward—1890
 Covington, John Wesley—1966
 Cowan, Billy Rolland—1963-1964
 Cox, Larry Eugene—1978, 1982
 Creek, Paul Douglas II—1999
 Crim, Charles Robert—1994
 Croft, Henry T.—1901
 Crosby, George Washington—1884
 Crosby, Kenneth Stewart—1975-1976
 Cross, Joffre James—1948
 Cruz, Hector Louis (Dilan)—1978, 1981-1982
 Cruz, Juan Carlos (Munoz)—2001-2003
 Culler, Richard Broadus—1948
 Culp, Raymond Leonard Jr.—1967
 Cunnane, William Joseph—2002
 Cunningham, Ellsworth Elmer—1900-1901
 Curley, Walter James—1899
 Currie, Clarence Franklin—1903
 Curtis, Clifton Garfield—1911
 Curtis, Jack Patrick—1961-1962
 Cusick, John Peter—1951
 Cuyler, Hazen Shirley—1928-1935
 Cvengros, Michael John—1929

D (91 players)

Dahlen, William Frederick—1891-1898
 Dahlgren, Ellsworth Tenney—1941-1942
 Daily, Cornelius F.—1896
 Dallessandro, Nicholas Dominic—1940-1944, 1946-1947
 Dalrymple, Abner Frank—1879-1886
 Daly, Thomas Daniel—1918-1921
 Daly, Thomas Peter—1887-1888
 Daniels, Kalvoski—1992
 Dark, Alvin Ralph—1958-1959
 Darling, Conrad—1887-1889
 Darwin, Arthur Bobby Lee—1977
 Daszenco, Douglas Craig—1988-1992
 Davidson, William Simpson—1909
 Davis, Bryshear Barnett—1970-1971
 Davis, Curtis Benton—1936-1937
 Davis, Herman Thomas—1970, 1972
 Davis, James Bennett—1954-1956
 Davis, Jody Richard—1981-1988
 Davis, Ronald Gene—1986-1987
 Davis, Steven Michael—1979
 Dawson, Andre Nolan—1987-1992
 Day, Charles Frederick—1970
 Dayett, Brian Kelly—1985-1987
 Deal, Charles Albert—1916-1921
 Dean, Jay Hanna—1938-1941
 Dean, Wayland Ogden—1927
 Decker, George A.—1892-1897
 Decker, George Henry—1969-1972
 DeJesus, Ivan (Alvarez)—1977-1981
 Delahanty, James Christopher—1901
 Del Greco, Robert George—1957

Demaree, Albert Wentworth—1917
 Demaree, Joseph Franklin (born Joseph Franklin Dimaria)—1932-1933, 1935-1938
 Demarais, Frederick—1890
 DeMiller, Harry—1892
 Dempster, Ryan Scott—2004-2005
 DeMontreville, Eugene Napoleon—1899
 Denzer, Roger—1897
 Dernier, Robert Eugene—1984-1987
 Derrick, Claud Lester—1914
 Derringer, Samuel Paul—1943-1945
 DeShields, Delino Lamont—2001-2002
 Detto, Thomas Anthony—1974-1976
 Dexter, Charles Dana—1900-1902
 Diaz, Michael Anthony—1983
 Dickson, Lance Michael—1990
 DiFelice, Michael William—2004
 Dillard, Stephen Bradley—1979-1981
 Dillhoefer, William Martin—1917
 Dilone, Miguel Angel (Reyes)—1979
 Dipino, Frank Michael—1986-1988
 Distaso, Alec John—1969
 Dobbis, John Gordon—1902-1903
 Dobernick, Andrew Joseph—1948-1949
 Dolan, John—1895
 Dolan, Patrick Henry—1900-1901
 Dolan, Thomas J.—1879
 Donahue, Timothy Cornelius—1895-1900
 Donnelly, Edward Vincent—1959
 Donnelly, Franklin Marion—1893-1894
 Doolan, Michael Joseph (born Michael Joseph Doolittle)—1916
 Dorsett, Brian Richard—1996
 Doscher, John Henry Jr.—1903
 Doscher, John Henry Sr.—1879
 Douglas, Phillip Brooks—1915, 1917-1919
 Douthit, Taylor Lee—1933
 Dowling, David Barclay—1966
 Downey, Thomas Edward—1912
 Downs, Jerome Willis—1912
 Downs, Scott Jeremy—2000
 Doyle, James Francis—1911
 Doyle, John Joseph—1901
 Doyle, Lawrence Joseph—1916-1917
 Drabowsky, Myron Walter—1956-1960
 Drake, Samuel Harrison—1960-1961
 Drake, Solomon Louis—1956
 Driscoll, John Leo—1917
 Drott, Richard Fred—1957-1961
 Dubiel, Walter John—1949-1952
 Dubois, Jason Bradford—2004-2005
 Duffy, Hugh—1888-1889
 Dumovich, Nicholas—1923
 Duncan, Courtney Demond—2001-2002
 Dunegan, James William Jr.—1970
 Dungan, Samuel Morrison—1892-1894, 1900
 Dunn, Ronald Ray—1974-1975
 Dunston, Shawon Donnell—1985-1995, 1997
 Dumwoody, Todd Franklin—2001
 Durbin, Blaine Alphonsus—1907-1908
 Durham, Leon—1981-1988
 Dwyer, John Francis—1888-1889

E (36 players)

Eaddy, Donald Johnson—1959
 Eagan, William—1893
 Earl, Howard J.—1890
 Earley, Arnold Carl—1966
 Eason, Malcolm Wayne—1900-1902
 Eastwood, Roy Charles—1944
 Eastwick, Rawlins Jackson III—1981
 Eaves, Vattie Ennis—1941-1942
 Echevarria, Angel Santos—2002
 Eckersley, Dennis Lee—1984-1986
 Eden, Charles M.—1877
 Edens, Thomas Patrick—1995
 Edwards, Charles Bruce—1951-1952, 1954
 Edwards, Henry Albert—1949-1950
 Egler, David Daniel—1877
 Eiteljorge, Edward Henry—1890
 Elia, Lee Constantine—1968
 Elko, Peter—1943-1944

Elliott, Allen Clifford—1923-1924
 Elliott, Carter Ward—1921
 Elliott, Harold B.—1916-1918
 Ellis, James Russell—1967
 Ellsworth, Richard Clark—1958, 1960-1966
 Elston, Donald Ray—1953, 1957-1964
 Encarnacion, Mario Gonzalez—2002
 Engel, Steven Michael—1985
 English, Elwood George—1927-1936
 Epperly, Albert Paul—1938
 Erickson, Paul Walford—1941-1948
 Ernaga, Frank John—1957-1958
 Errickson, Richard Merriwell—1942
 Estes, Aaron Shawn—2003
 Estrada, Charles Leonard—1966
 Eubanks, Uel Melvin—1922
 Everitt, William Lee—1895-1900
 Evers, John Joseph—1902-1913

F (61 players)

Fanning, William James—1954-1957
 Fanzone, Carmen Ronald—1971-1974
 Farnsworth, Kyle Lynn—1999-2004
 Farrell, Charles Andrew—1888-1889
 Farrell, Edward Stephen—1930
 Fassero, Jeffrey Joseph—2001-2002
 Fast, Darcy Rae—1968
 Faul, William Alvan—1965-1966
 Fear, Luvern Carl—1952
 Felderman, Marvin Wilfred—1942
 Felske, John Frederick—1968
 Ferguson, Charles Augustus—1901
 Ferguson, Robert Vavasour—1878
 Fermin, Felix Jose (Minaya)—1996
 Fernandez, Frank—1971-1972
 Figueroa, Jesus Maria (DeLeon)—1980
 Filer, Thomas Carson—1982
 Fischer, William Charles—1916
 Fisher, Robert Taylor—1914-1915
 Fisher, William Charles—1877
 Fitzgerald, Howard Chumney—1922, 1924
 Flack, Max John—1916-1922
 Flavin, John Thomas—1964
 Fleming, Leslie Fletchard—1942-1944, 1946
 Fletcher, Scott Brian—1981-1982
 Flint, Frank Sylvester—1879-1889
 Flores, Jesse (Sandoval)—1942
 Fluhrer, John Lister (also played as William G. Morris)—1915
 Flynn, George A.—1896
 Flynn, John A.—1886-1887
 Fodge, Gene Arlan—1958
 Fondy, Dee Virgil—1951-1957
 Fontenot, Michael Eugene—2005
 Fontenet, Silton Ray—1985-1986
 Foote, Barry Clifton—1979-1981
 Fossas, Emilio Antonio—1998
 Foster, Elmer Ellsworth—1890-1891
 Foster, Kevin Christopher—1994-1998
 Foxen, William Aloysius—1910-1911
 Fox, Chad Douglas—2005
 Foxx, James Emory—1942, 1944
 Frailing, Kenneth Douglas—1974-1976
 France, Osman Beverly—1890
 Franco, Matthew Neil—1995
 Francona, Terry Jon—1986
 Fraser, Charles Carrolton—1907-1909
 Frazier, George Allen—1984-1986
 Freeman, Alexander Vernon—1921-1922
 Freeman, Hershell Baskin—1958
 Freeman, Mark Price—1960
 Freese, George Walter—1961
 Freigau, Howard Earl—1925-1927
 French, Lawrence Herbert—1935-1941
 Frey, Linus Reinhard—1937, 1947
 Friberg, Bernard Albert (born Gustaf Bernhard Friberg)—1919-1920, 1922-1925
 Friend, Daniel Sebastian—1895-1898
 Friend, Owen Lacey—1955-1956
 Fryman, Woodrow Thompson—1978
 Fuhr, Oscar Lawrence—1921
 Fussell, Frederick Morris—1922-1923
 Fyhrle, Michael Edwin—2001

G (99 players)

Gabler, William Louis—1958
 Gabrielson, Leonard Gary—1964-1965
 Gaetti, Gary Joseph—1998-1999
 Gagliano, Philip Joseph—1970
 Galan, August John—1934-1941
 Gamble, Oscar Charles—1969
 Gannon, William G.—1901
 Ganzel, John Henry—1900
 Garagiola, Joseph Henry—1953-1954
 Garbark, Robert Michael—1937-1939
 Garces, Richard Aron (Mendoza)—1995
 Garciaparra, Anthony Nomar—2004-2005
 Gardner, James Anderson—1902
 Gardner, Richard Frank—1967
 Garibay, Daniel (Bravo)—2000
 Garman, Michael Douglas—1976
 Garrett, Henry Adrian—1970, 1973-1975
 Garritto, Virgil Cecil—1946
 Garvin, Virgil Lee—1899-1900
 Gassaway, Charles Cason—1944
 Gastfield, Edward—1885
 Gaw, George Joseph—1920
 Geisel, John David—1978-1979, 1981
 Geiss, Emil August—1887
 George, Charles Peter—1941
 Gerard, David Frederick—1962
 Gerberman, George Alois—1962
 Gernert, Richard Edward—1960
 Gerut, Joseph D.—2005
 Gessler, Harry Homer—1906
 Gibson, Robert Murray—1890
 Gigon, Norman Phillip—1967
 Gilbert, Charles Mader—1941-1943, 1946
 Gill, John Wesley—1935-1936
 Gillespie, Paul Allen—1942, 1944-1945
 Girardi, Joseph Elliott—1989-1992, 2000-2002
 Giusti, David John—1977
 Glade, Frederick Monroe—1902
 Glanville, Douglas Metunwa—1996-1997, 2003
 Gleeson, James Joseph—1939-1940
 Glenalvin, Robert J. (born Rodney J. Dowling)—1890, 1893
 Glenn, Edward D.—1902
 Glenn, John W.—1876-1877
 Gload, Ross Peter—2000
 Glossop, Alban—1946
 Goetz, John Hardy—1960
 Goldsmith, Fred Ernest—1880-1884
 Golvin, Walter George—1922
 Gomez, Leonardo—1996
 Gonzalez, Alexander Scott—2002-2004
 Gonzalez, Geremi Segundo (Acosta)—1997-1998
 Gonzalez, Luis Emilio—1995-1996
 Gonzalez, Miguel Angel (Cordero)—1925-1929
 Gonzalez, Victor Raul—2000
 Good, Wilbur David—1911-1915
 Goodman, Ival Richard—1943-1944
 Goodwin, Curtis Lamar—1999
 Goodwin, Tom Jones—2003-2004
 Gordon, Michael William—1977-1978
 Gordon, Thomas—2001-2002
 Gore, George F.—1879-1886
 Gornicki, Henry Frank—1941
 Goryl, John Albert—1957-1959
 Gossage, Richard Michael—1988
 Grabarkevitz, Billy Cordell—1974
 Grace, Mark Eugene—1988-2000
 Grace, Robert Earl—1929, 1931
 Graham, George Frederick—1903, 1911
 Grammas, Alexander Peter—1962-1963
 Grampp, Henry Erhardt—1927, 1929
 Grant, Thomas Raymond—1983
 Grantham, George Farley—1922-1924
 Graves, Joseph Ebenezer—1926
 Green, Edward—1898-1901
 Greenberg, Adam Daniel—2005
 Greene, Willie Louis—2000
 Greigey, Grover Leroy—1964
 Grievy, Benjamin—2004-2005
 Griffin, James Linton—1911
 Griffin, Michael Leroy—1981

Griffith, Clark Catvin—1893-1900
 Griffith, Frank Wesley—1892
 Griffith, Thomas Herman—1925
 Grigsby, Denver Clarence—1923-1925
 Grimes, Burleigh Artland—1932-1933
 Galins, Oscar Ray Sr.—1921-1924
 Grimm, Charles John—1925-1936
 Gross, Gregory Eugene—1977-1978
 Groth, Ernest John—1904
 Grudzielanek, Mark James—2003-2004
 Gudat, Marvin John—1932
 Gumbert, Addison Courtney—1888-1889, 1891-1892
 Gumpert, David Lawrence—1985-1986
 Gura, Lawrence Cyril—1970-1973, 1985
 Gustine, Frank William—1949
 Guth, Charles J.—1880
 Guthrie, Mark Andrew—1999-2000, 2003
 Gutierrez, Ricardo—2000-2001
 Guzman, Jose Alberto (Mirabal)—1993-1994

H (142 players)

Haas, George Edwin—1957
 Hack, Stanley Camfield—1932-1947
 Hacker, Warren Louis—1948-1956
 Hageman, Kurt Moritz—1914
 Hagerman, Zerah Zequi—1909
 Hairston, Jerry Wayne Jr.—2005
 Hairston, John Louis—1969
 Hall, Andrew Clark—1986-1988
 Hall, Jimmie Randolph—1969-1970
 Hall, Melvin Jr.—1981-1984
 Hallinan, James H.—1877-1878
 Hamilton, Steve Absber—1972
 Hamner, Ralph Conant—1947-1949
 Hands, William Alfred—1966-1972
 Haney, Christopher Deane—1998
 Haney, Fred Girard—1927
 Haney, Todd Michael—1994-1996
 Hankinson, Frank Edward—1878-1879
 Hanlon, William Joseph—1903
 Hansen, David Andrew—1997
 Hanson, Earl Sylvester—1921
 Hanyzewski, Edward Michael—1942-1946
 Harbidge, William Arthur—1878-1879
 Hardie, Louis W.—1886
 Hardin, William Edgar—1952
 Hardtke, Jason Robert—1998
 Hardy, David Alexander—1902-1903
 Hardy, John Doolittle—1907
 Hargesheimer, Alan Robert—1983
 Hargrave, Eugene Franklin—1913-1915
 Harkey, Michael Anthony—1988, 1990-1993
 Harley, Richard Joseph—1903
 Harper, Charles William—1906
 Harrell, Raymond James—1939
 Harris, Brendan Michael—2004
 Harris, Leonard Anthony—2003
 Harris, Victor Lanier—1974-1975
 Hartenstein, Charles Oscar—1965-1968
 Hartnett, Charles Leo—1922-1940
 Hartsel, Tully Frederick—1901
 Hartsock, Jeffrey Roger—1992
 Harvey, Ervin King—1900
 Hassey, Ronald William—1984
 Hatcher, William Augustus—1984-1985
 Hatten, Joseph Hilarian—1951-1952
 Hatton, Grady Edgebert—1960
 Hawkins, La Troy—2004-2005
 Hayden, John Francis—1908
 Hayes, William Ernest—1980-1981
 Healy, John J.—1889
 Heath, William Chris—1969
 Heathcote, Clifton Earl—1922-1930
 Hebner, Richard Joseph—1984-1985
 Hechinger, Michael Vincent—1912-1913
 Hegan, James Edward—1960
 Heist, Alfred Michael—1960-1961
 Hemsley, Ralston Burdett—1931-1932
 Henderson, Kenneth Joseph—1979-1980
 Henderson, Stephen Curtis—1981-1982
 Hendley, Charles Robert—1965-1967
 Hendrick, Harvey—1933

Hendricks, Elrod Jerome—1972
 Hendricks, John Charles—1902
 Hendrix, Claude Raymond—1916-1920
 Hennessey, George—1945
 Henry, William Rodman—1958-1959
 Henshaw, Roy Knikelbine—1933, 1935-1936
 Heredia, Felix (Perez)—1998-2001
 Herman, Floyd Caves—1933-1934
 Herman, William Jennings Bryan—1931-1941
 Hermansen, Chad Bruce—2002
 Hermanski, Eugene Victor—1951-1953
 Hernandez, Guillermo (Villanueva)—1977-1983
 Hernandez, Jose Antonio (Figueroa)—1994-1999, 2003
 Hernandez, Ramon (Gonzalez)—1968, 1976-1977
 Hernandez, Salvador Jose (Ramos)—1942-1943
 Herson, Thomas H.—1897
 Herrmann, LeRoy George—1932-1933
 Herrnstien, John Ellett—1966
 Herzog, Charles Lincoln—1919-1920
 Hiatt, Jack E.—1970
 Hibbard, James Gregory—1993
 Hibbard, John Denison—1884
 Hickerson, Bryan David—1995
 Hickey, Edward A.—1901
 Hickman, James Lucius—1968-1973
 Higbe, Walter Kirby—1937-1939
 Higginbotham, Irving Clinton—1909
 Hildebrand, R.E.—1902
 Hill, Glenallen—1993-1994, 1998-2000
 Hill, Richard Joseph—2005
 Hill, William Robert—2002-2003
 Hiller, Frank Walter—1950-1951
 Hillman, Darius Dutton—1955-1959
 Hines, Paul A.—1876-1877
 Hiser, Gene Taylor—1971-1975
 Hoak, Donald Albert—1956
 Hobbie, Glen Frederick—1957-1964
 Hoefl, William Frederick—1965-1966
 Hoffman, Guy Alan—1986
 Hoffman, Lawrence Charles—1901
 Hofman, Arthur Frederick—1904-1912, 1916
 Hogg, Carter Bradley—1915
 Hollandsworth, Todd Matthew—2004-2005
 Holley, Edward Edgar—1928
 Hollins, Jessie Edward—1992
 Hollison, John Henry—1892
 Hollocher, Charles Jacob—1918-1924
 Holm, William Frederick Henry—1943-1944
 Holmes, Frederick C.—1904
 Holtzman, Kenneth Dale—1965-1971, 1978-1979
 Honan, Martin Weldon—1890-1891
 Hooton, Burt Carlton—1971-1975
 Horne, Berlyn Dale—1929
 Hornsby, Rogers—1929-1932
 Hosley, Timothy Kenneth—1975-1976
 Houseman, John Franklin—1894
 Houston, Tyler Sam—1996-1999
 Howard, George Elmer—1907-1909
 Howe, Calvin Earl—1952
 Howell, Jay Canfield—1981
 Hubbard, Michael Wayne—1995-1997
 Hubbard, Trinidad Aviel—2003
 Hubbs, Kenneth Douglas—1961-1963
 Hudson, John Wilson—1941
 Hughes, James Robert—1956
 Hughes, Joseph Thompson—1902
 Hughes, Roy John—1944-1945
 Hughes, Terry Wayne—1970
 Hughes, Thomas James—1900-1901
 Hughey, James Ulysses—1893
 Humphreys, Robert William—1965
 Humphries, Albert—1913-1915
 Hundley, Cecil Randolph—1966-1973, 1976-1977
 Hundley, Todd Randolph—2001-2002
 Hunter, Herbert Harrison—1916-1917
 Huntzinger, Walter Henry—1926
 Hurst, Frank O'Donnell—1934
 Huson, Jeffrey Kent—2000
 Hutchinson, Edwin Forrest—1890
 Hutchison, William Forrest—1889-1895
 Hutson, George Herbert—1974

I (4 players)

Ilsley, Blaise Francis—1994
 Jackson, Monford Merrill—1956
 Irwin, Charles Edwin—1893-1895
 Isbell, William Frank—1898

J (46 players)

Jackson, Damian Jacques—2004
 Jackson, Danny Lynn—1991-1992
 Jackson, Darrin Jay—1985, 1987-1989
 Jackson, Lawrence Curtis—1963-1966
 Jackson, Louis Clarence—1958-1959
 Jackson, Ransom Joseph—1950-1955, 1959
 Jacobs, Anthony Robert—1948
 Jacobs, Morris Elmore—1902
 Jacobs, Raymond Frederick—1928
 Jacobs, William Elmer—1924-1925
 Jacobson, Merwin John William—1916
 Jaeckel, Paul Henry—1964
 Jaeger, Joseph Peter—1920
 Jahn, Arthur Charles—1925
 James, Cleo Joel—1970-1971, 1973
 James, Richard Lee—1967
 Jeffcoat, Harold Bentley—1948-1955
 Jelincich, Frank Anthony—1941
 Jenkins, Ferguson Arthur—1966-1973, 1982-1983
 Jennings, James Douglas—1993
 Jennings, Robin Christopher—1996-1997, 1999
 Jesteadt, Garry Arthur—1971
 Jimenez, Manuel Emilio (Rivera)—1969
 Johnson, Abraham—1893
 Johnson, Benjamin Franklin—1959-1960
 Johnson, Clifford Jr.—1980
 Johnson, David Allen—1978
 Johnson, Donald Spore—1943-1948
 Johnson, Howard Michael—1995
 Johnson, Kenneth Lance—1997-1999
 Johnson, Kenneth Travis—1969
 Johnson, Louis Brown—1960, 1968
 Johnson, Richard Allan—1958
 Johnson, William Charles—1983-1984
 Johnston, James Harle—1914
 Johnstone, John William Jr.—1982-1984
 Joiner, Roy Merrill—1934-1935
 Jones, Charles Wesley (also played as Benjamin Wesley Rippay)—1877
 Jones, Clarence Woodrow—1967-1968
 Jones, David Jefferson—1902-1904
 Jones, Douglas Reid—1996
 Jones, Percy Lee—1920-1922, 1925-1928
 Jones, Samuel—1955-1956
 Jones, Sheldon Leslie—1953
 Jonnard, Claude Alfred—1929
 Jurgis, William Frederick—1931-1938, 1946-1947

K (75 players)

Kahoe, Michael Joseph—1901-1902, 1907
 Kaiser, Alfred Edward—1911
 Kaiser, Clyde Donald—1955-1957
 Kane, John Francis—1909-1910
 Karchner, Matthew Dean—1998-2000
 Karros, Eric Peter—2003
 Katoll, John—1898-1899
 Kaufmann, Anthony Charles—1921-1927
 Kearns, Edward Joseph—1924-1925
 Keating, Walter Francis—1913-1915
 Keen, Howard Victor—1921-1925
 Kelleher, John Patrick—1921-1923
 Kelleher, Michael Dennis—1976-1980
 Keliert, Frank William—1956
 Kelly, George Lange—1930
 Kelly, Joseph Henry—1916
 Kelly, Joseph James—1926, 1928
 Kelly, Michael Joseph—1880-1886
 Kelly, Robert Edward—1951-1953
 Kelton, David Wayne—2003-2004
 Kennedy, Junior Raymond—1982-1983
 Kennedy, Sherman Montgomery—1902
 Kennedy, Theodore A.—1885
 Keough, Matthew Lon—1986
 Keough, Richard Martin—1966

Kerr, John Melville—1925
 Kessinger, Donald Eulon—1964-1975
 Kieschnick, Michael Brooks—1996-1997
 Kilduff, Peter John—1917-1919
 Kilgus, Paul Nelson—1989
 Killefer, William Lavier—1918-1921
 Kilien, Frank Bissell—1900
 Kilroy, Matthew Aloysius—1898
 Kimball, Newell W.—1927-1938
 Kimm, Bruce Edward—1937
 Kindall, Gerald Donald—1956-1958, 1960-1961
 Kiner, Ralph McPherran—1953-1954
 King, Charles Gilbert—1958-1959
 King, James Hubert—1955-1956
 King, Raymond Keith—1999
 Kingman, David Arthur—1978-1980
 Kinzie, Walter Harris—1884
 Kirby, James Herschel—1949
 Kitsos, Christopher Anastos—1954
 Kittridge, Malachi Jeddidah—1890-1897
 Klein, Charles Herbert—1934-1936
 Kling, John—1900-1908, 1910-1911
 Klippstein, John Calvin—1950-1954
 Klugmann, Joe—1921-1922
 Kmak, Joseph Robert—1995
 Knabe, Franz Otto—1916
 Knisely, Peter Cole—1913-1915
 Knowles, Darold Duane—1975-1976
 Koenig, Mark Anthony—1932-1933
 Koestner, Elmer Joseph—1914
 Koonce, Calvin Lee—1962-1967
 Koronka, John Vincent—2005
 Korwan, James—1897
 Kowalik, Fabian Lorenz—1935-1936
 Kraemer, Joseph Wayne—1989-1990
 Kramer, Randall John—1990
 Kravec, Kenneth Peter—1981-1982
 Kreevich, Michael Andreas—1931
 Kreitner, Albert Joseph—1943-1944
 Kremmel, James Louis—1974
 Krieg, William Frederick—1885
 Krock, August H.—1888-1889
 Kroh, Floyd Myron—1908-1910
 Krug, Everett Ben—1965-1966
 Krug, Gary Eugene—1981
 Krug, Martin John—1922
 Krukow, Michael Edward—1976-1981
 Kunnell, Harvey Edward—1965-1966
 Kuehl, Jeffrey William—1992
 Kush, Emil Benedict—1941-1942, 1946-1949

L (77 players)

LaCock, Ralph Pierre II—1972-1976
 Lade, Doyle Marion—1946-1950
 Lake, Steven Michael—1983-1986, 1993
 Lamabe, John Alexander—1968
 Lamer, Pierre—1902
 Lamp, Dennis Patrick—1977-1980
 Lancaster, Lester Wayne—1987-1991
 Landrith, Hobert Neal—1956
 Landrum, Cedric Bernard—1991
 Landrum, Donald LeRoy—1962-1965
 Landrum, Thomas William—1988
 Lanfranconi, Walter Oswald—1941
 Lange, William Alexander—1893-1899
 Larkin, Frank S.—1878-1879
 LaRoche, David Eugene—1973-1974
 LaRose, Victor Raymond—1968
 Larsen, Don James—1967
 Larson, Daniel James—1982
 LaRussa, Anthony—1973
 Lary, Alfred Allen—1954-1955, 1962
 Lauer, John Charles—1890
 Lavender, James Sanford—1912-1916
 Law, Vance Aaron—1988-1989
 Lawton, Matthew—2005
 Lazzari, Anthony Michael—1938
 Leach, Thomas William—1912-1914
 Lear, Frederick Francis—1918-1919
 Leathers, Harold Langford—1920
 Lee, Derrek Leon—2004-2005

Lee, Donald Edward—1966
 Lee, Thomas Frank—1884
 Lee, William Crutcher—1934-1943, 1947
 Lefferts, Craig Lindsay—1983
 Leiber, Henry Edward—1939-1941
 Leicester, Jonathan David—2004-2005
 Leifield, Albert Peter—1912-1913
 LeMay, Richard Paul—1963
 Lemonds, David Lee—1969
 Lennon, Robert Albert—1957
 Lennox, James Edgar—1912
 Leonard, Emil John—1949-1953
 Leslie, Roy Reid—1917
 Lewis, Darren Joel—2002
 Lezcano, Carlos Manuel (Rubio)—1980-1981
 Lieber, Jonathan Ray—1999-2002
 Lillard, Robert Eugene—1936, 1939
 Lindstrom, Frederick Charles (born Frederick Anthony Lindstrom)—1935
 Liniak, Cole Edward—1999-2000
 Littlefield, Richard Bernard—1957
 Littrell, Jack Napier—1957
 Livingston, Thompson Orville—1943, 1945-1947
 Lobert, John Bernard—1905
 Locker, Robert Awtry—1973, 1975
 Lofton, Kenneth—2003
 Logan, Robert Dean—1937-1938
 Long, Richard Dale—1957-1959
 Long, William Douglas—1990
 Lopes, David Earl—1984-1986
 Lorraine, Andrew Jason—1999-2000
 Loviglio, John Paul—1983
 Lowdermilk, Grover Cleveland—1912
 Lowe, Robert Lincoln—1902-1903
 Lowery, Quenton Terrell—1997-1998
 Lown, Omar Joseph—1951-1954, 1956-1958
 Lowrey, Harry Lee—1942-1943, 1945-1949
 Luby, John Perkins—1890-1892
 Luderus, Frederick William—1909-1910
 Lum, Michael Ken-Wai—1981
 Lundgren, Carl Leonard—1902-1909
 Lundstedt, Thomas Robert—1973-1974
 Lynch, Edward Francis—1986-1987
 Lynch, Henry W.—1893
 Lynch, Matt Daniel—1948
 Lynch, Michael Joseph—1902
 Lynch, Thomas S.—1884
 Lynn, Japhet Monroe—1944
 Lytle, Edward Benson—1890

M (189 players)

Machado, Robert Alexis—2001-2002
 Macias, Jose Prado—2004-2005
 Mack, Raymond James (born Raymond James Mckosky)—1947
 Mack, William Francis—1908
 Macko, Steven Joseph—1979-1980
 Madden, Leonard Joseph—1912
 Maddern, Clarence James—1946, 1948-1949
 Maddux, Gregory Alan—1986-1992, 2004-2005
 Madlock, Bill Jr.—1974-1976
 Madrid, Salvador—1947
 Magadan, David Joseph—1996
 Magee, Leo Christopher (born Leopold Christopher Hoernschemeyer)—1919
 Magoon, George Henry—1899
 Maguire, Frederick Edward—1928
 Mahay, Ronald Matthew—2001-2002
 Mahones, Patrick Lavon—2002
 Mahoney, Michael John—2000, 2002
 Mains, Willard Eben—1888
 Mairena, Oswaldo Antonito—2000
 Maisel, George John—1921-1922
 Maksudian, Michael Bryant—1994
 Malarkey, John S.—1899
 Maldonado, Candido (Guadarrama)—1993
 Malone, Perce Leigh—1928-1934
 Maloney, William Alphonse—1905
 Mancuso, August Rodney—1939
 Manders, Harold Carl—1946
 Mann, Ben Garth—1944
 Mann, Leslie—1916-1919

Manville, Richard Wesley—1952
 Maranville, Walter James Vincent—1925
 Marquez, Gonzalo Enrique (Mora)—1973-1974
 Marquez, Luis Angel (Sanchez)—1954
 Marriott, William Earl—1917, 1920-1921
 Marshall, Rufus James—1958-1959
 Marshall, William Riddle—1908
 Martin, Elwood Good—1918-1922
 Martin, Frank—1898
 Martin, Jerry Lindsey—1979-1980
 Martin, Joseph Clifton—1970-1972
 Martin, Joseph Michael—1986
 Martin, Morris Webster—1959
 Martin, Stuart McGuire—1943
 Martinez, Angel Sandy—1998-1999
 Martinez, Carmelo (Salgado)—1983
 Martinez, David—1986-1988, 2000
 Martinez, Ramon E.—2003-2004
 Marty, Joseph Anton—1937-1939
 Martz, Randy Carl—1980-1982
 Mason, Michael Paul—1987
 Massa, Gordon Richard—1957-1958
 Mathews, Nelson Elmer—1960-1963
 Matthews, Gary Nathaniel—1984-1987
 Matthews Jr., Gary Nathaniel—2000-2001
 Mattick, Robert James—1938-1940
 Mauch, Gene William—1948-1949
 Mauck, Alfred Maris—1893
 Mauro, Carmen Louis—1948, 1950-1951
 Maxwell, Jason Ramond—1998
 May, Derrick Brant—1990-1994
 May, Frank Spruiell—1931-1932
 May, Scott Francis—1991
 Mayer, Edwin David—1957-1958
 McAfee, William Fort—1930
 McAnany, James—1961-1962
 McAuley, James Earl—1925
 McBride, Algernon Griggs—1896
 McCabe, William Francis—1918-1920
 McCall, Robert Leonard—1948
 McCarthy, Alexander George—1915-1916
 McCarthy, John Arthur—1900, 1903-1905
 McCauley, James Adelbert—1885
 McChesney, Harry Vincent—1904
 McClain, Scott Michael—2005
 McClellan, William Henry—1878
 McClendon, Lloyd Glenn—1989-1990
 McConnell, George Neely—1914, 1916
 McCormick, James—1885-1886
 McCormick, William J.—1896-1901
 McCullough, Clyde Edward—1940-1943, 1946-1948, 1953-1956
 McDaniel, Lyndall Dale—1963-1965
 McDonald, Edward C.—1913
 McElroy, Charles Dwayne—1991-1993
 McFarland, Lamont Amos—1895-1896
 McGill, William Vaness—1893-1894
 McGinn, Daniel Michael—1972
 McGinnis, August—1893
 McGlothen, Lynn Everatt—1978-1981
 McGriff, Frederick Stanley—2001-2002
 McIntire, John Reid—1910-1912
 McKnight, James Arthur—1960, 1962
 McLarry, Howard Zell—1915
 McLean, John Bannerman—1903
 McLish, Calvin Coolidge Julius Caesar Tuskahoma—1949, 1951
 McMath, Jimmy Lee—1968
 McMillan, Norman Alexis—1928-1929
 McNichol, Brian David—1999
 McRae, Brian Wesley—1995-1997
 McVey, Calvin Alexander—1876-1877
 Meakim, George Clinton—1892
 Meers, Russell Harlan—1941, 1946-1947
 Meier, David Keith—1988
 Mejias, Samuel Elias—1979
 Menefee, John—1900-1903
 Meoli, Rudolph Bartholomew—1978
 Merced, Orlando Luis (Villanueva)—1998
 Meredith, Ronald Knox—1984-1985
 Mercker, Kent Franklin—2004
 Merkle, Frederick Charles—1917-1920

Merriman, Lloyd Archer—1955
 Merritt, William Henry—1891
 Mertes, Samuel Blair—1898-1900
 Merullo, Leonard Richard—1941-1947
 Mesner, Stephan Mathias—1938-1939
 Metkovich, George Michael—1953
 Metzger, Roger Henry—1970
 Metzler, Alexander—1925
 Meyer, Lambert Dalton—1937
 Meyer, Russell Charles—1946-1948, 1956
 Meyers, Chad William—1999-2001
 Michaels, Ralph Joseph—1924-1926
 Mickelson, Edward Allen—1957
 Mieske, Matthew Todd—1998
 Mikkelsen, Peter James—1967-1968
 Miklos, John Joseph—1944
 Miksis, Edward Thomas—1951-1956
 Miller, Dakin Evans—1902
 Miller, Damian Donald—2003
 Miller, John Anthony—1947
 Miller, Kurt Everett—1998-1999
 Miller, Lawrence H.—1922-1925
 Miller, Robert Lane (born Robert Lane Gemeinweiser)—1970-1971
 Miller, Roy Oscar—1910
 Miller, Ward Taylor—1912-1913
 Milstead, George Earl—1924-1926
 Minner, Paul Edison—1950-1956
 Mitchell, Michael Francis—1913
 Mitre, Sergio Armando—2003-2005
 Mitterwald, George Eugene—1974-1977
 Moisan, William Joseph—1953
 Molina, Jose Benjamin (Matta)—1999
 Molinaro, Robert Joseph—1982
 Mollwitz, Frederick August—1913-1914, 1916
 Monday, Robert James—1972-1976
 Montreuil, Allan Arthur—1972
 Moolick, George Henry—1886
 Moore, Charles Wesley—1912
 Moore, Donnie Ray—1975, 1977-1979
 Moore, Earl Alonzo—1913
 Moore, John Francis—1928-1929, 1931-1932, 1945
 Mooty, J.T.—1940-1943
 Morales, Julio Ruben (Torres)—1974-1977, 1981-1983
 Moran, Patrick Joseph—1906-1909
 Moran, William L.—1895
 Morandini, Michael Robert—1998-1999
 Morehead, Seth Marvin—1959-1960
 Morel, Ramon Rafael—1997
 Moreland, Bobby Keith—1982-1987
 Morgan, Michael Thomas—1992-1995, 1998
 Morgan, Robert Morris—1957-1958
 Morgan, Vernon Thomas—1954-1955
 Morhardt, Meredith Goodwin—1961-1962
 Moriarty, George Joseph—1903-1904
 Moroney, James Francis—1912
 Morris, Walter Edward—1922
 Morrissey, Michael Joseph—1900
 Morryn, Walter Joseph—1956-1960
 Moskau, Paul Richard—1983
 Mosolf, James Frederick—1933
 Moss, Charles Malcolm—1930
 Moyer, Jamie—1986-1988
 Mudrock, Philip Ray—1963
 Mueller, William Richard—2001-2002
 Muholland, Terence John—1997-1999
 Mulligan, Edward Joseph—1915-1916
 Mumphy, Jerry Wayne—1986-1988
 Muncrief, Robert Cleveland—1949
 Munson, Joseph Martin Napoleon (born Joseph Martin Napoleon Carlson)—1925-1926
 Murcer, Bobby Ray—1977-1979
 Murphy, Daniel Francis—1960-1962
 Murray, Anthony Joseph—1923
 Murray, Calvin Duane—2004
 Murray, James Oscar—1902
 Murray, John Joseph—1915
 Murtton, Matthew Henry—2005
 Myers, Randall Kirk—1993-1995
 Myers, Richard—1956

Myers, Rodney Luther—1996-1999
Myers, William Harrison—1941

N (37 players)

Nabholz, Christopher William—1995
Nagle, Thomas Edward—1890-1891
Napier, Skelton LeRoy—1918
Nation, Joseph Paul—2000
Navarro, Jaime—1995-1996
Needham, Thomas Joseph—1909-1914
Neeman, Calvin Amandus—1957-1960
Nehf, Arthur Neukom—1927-1929
Nelson, Lynn Bernard—1930, 1933-1934
Nen, Richard LeRoy—1968
Newkirk, Joel Inez—1919-1920
Newman, Charles—1892
Newman, Raymond Francis—1971
Newsom, Louis Norman—1932
Nichols, Arthur Francis (born Arthur Francis Meikle)—1898-1900
Nichols, Dolan Levon—1958
Nicholson, William Beck—1939-1948
Nicol, George Edward—1891
Nicol, Hugh—1881-1882
Niekro, Joseph Franklin—1967-1969
Nieves, Jose Miguel (Pinto)—1998-2000
Nipper, Albert Samuel—1988
Noce, Paul David—1987
Noles, Dickie Ray—1982-1984, 1987
Noonan, Peter John—1906
Nordhagen, Wayne Oren—1983
Noren, Irving Arnold—1959-1960
Norman, Freddie Hubert—1964, 1966-1967
North, William Alex—1971-1972
Northey, Ronald James—1950, 1952
Norton, Phillip Douglas—2000, 2003
Nottebart, Donald Edward—1969
Novikoff, Louis Alexander—1941-1944
Novoa, Roberto—2005
Novotney, Ralph Joseph—1949
Nunez, Jose (Jiminez)—1990
Nye, Richard Raymond—1966-1969

O (31 players)

O'Berry, Preston Michael—1980
O'Brien, John J.—1893
O'Brien, Peter James—1890
O'Connor, John Charles—1916
O'Dea, James Kenneth—1935-1938
O'Farrell, Robert Arthur—1915-1925, 1934
O'Hagen, Harry P.—1902
Ohman, William McDaniel—2000-2001, 2005
Ojeda, Octavio—2000-2003
O'Leary, Troy Franklin—2003
Oliver, Eugene George—1968-1969
Oliver, Nathaniel—1969
Olsen, Bernard Charles—1941
Olsen, Vern Jarl—1939-1942, 1946
O'Neill, John Joseph—1904-1905
O'Neill, Robert Emmett—1946
Ontiveros, Steven Robert—1977-1980
Ordonez, Reynaldo—2004
Orie, Kevin Leonard—1997-1998, 2002
Ortiz, Jose Luis (Irrizarry)—1971
Osborn, John Bode—1925-1927, 1929-1930
Osborne, Donovan—2002
Osborne, Earnest Preston—1922-1924
Ostrowski, John Thaddeus—1943-1946
Otero, Regino Jose (Gomez)—1945
Ott, William Joseph—1962, 1964
Otto, David Alan—1994
Overall, Orval—1906-1910, 1913
Ovitz, Ernest Gayhart—1911
Owen, Arnold Malcolm—1949-1951
Owen, Dave—1983-1985

P (85 players)

Packard, Eugene Milo—1916-1917
Pafko, Andrew—1943-1951
Page, Vance Linwood—1938-1941
Pagel, Karl Douglas—1978-1979
Pall, Donn Steven—1994

Palmeiro, Rafael (Corrales)—1986-1988
Pappas, Erik Daniel—1991
Pappas, Milton Stephen (born Miltiades Stergios Papastegios)—1970-1973
Parent, Mark Alan—1994-1995
Parker, Harley Park—1893, 1895-1896
Parmelee, LeRoy Earl—1937
Parrott, Thomas William—1893
Parrott, Walter Edward—1892-1895
Paskert, George Henry—1918-1920
Passeau, Claude William—1939-1947
Patterson, Donald Corey—2000-2005
Patterson, Kenneth Brian—1992
Patterson, Reginald Allen—1983-1985
Patterson, Robert Chandler—1996-1998
Paul, Joshua William—2003
Paul, Michael George—1973-1974
Pavlis, David Lee Jr.—1990-1991
Pawelek, Theodore John—1946
Pearce, George Thomas—1912-1916
Pechous, Charles Edward—1916-1917
Pedre, Jorge Enrique—1992
Pedros, Charles P.—1902
Pena, Roberto Cesar (Zapata)—1965-1966
Penner, Kenneth William—1929
Pepton, Joseph Anthony—1970-1973
Perez, Michael Irvin—1995-1996
Perez, Neifi Nefitai (Diaz)—2004-2005
Perez, Yorkis Miguel (Vargas)—1991
Perkowski, Harry Walter—1955
Perlman, Jonathan Samuel—1985
Perry, Herbert Scott—1916
Perry, William Patrick—1988-1989
Peters, John Paul—1876-1877, 1879
Pettit, Robert Henry—1887-1888
Petty, Jesse Lee—1930
Pfeffer, Francis Xavier—1905, 1910
Pfeffer, Nathaniel Frederick—1883-1889, 1891, 1896-1897
Pfiester, John Albert (born John Albert Hagenbush)—1906-1911
Phelan, Arthur Thomas—1913-1915
Phelps, Ernest Gordon—1933-1934
Phillips, Adolfo Emilio (Lopez)—1966-1969
Phillips, William Taylor—1958-1959
Phoebus, Thomas Harold—1972
Phyle, William Joseph—1898-1899
Pick, Charles Thomas—1918-1919
Pick, Edgar Everett—1927
Pico, Jeffrey Mark—1988-1990
Pierce, Raymond Lester—1924
Piercy, Andrew J.—1881
Piercy, William Benton—1926
Piktuzis, George Richard—1956
Pina, Horacio (Garcia)—1974
Pisciotta, Marc George—1997-1998
Pittinger, Clarke Alonzo—1925
Pizarro, Juan Roman (Cordova)—1970-1973
Platt, Mizell George—1942-1943
Plesac, Daniel Thomas—1993-1994
Plummer, William Francis—1968
Pololsky, Thomas George—1957
Pollet, Howard Joseph—1953-1955
Ponder, Charles Elmer—1921
Poorman, Thomas Iverson—1880
Povovich, Paul Edward—1964, 1966-1967, 1969-1973
Porter, Marquis Donnell—1999
Porterfield, Erwin Coolidge—1959
Powell, William Burris—1912
Powers, Phillip B.—1878
Prall, Wilfred Anthony—1975
Pramesa, John Steven—1952
Pratt, Andrew Elias—2004
Pratt, Todd Alan—1995
Prendergast, Michael Thomas—1916-1917
Pressnell, Forest Charles—1941-1942
Prim, Raymond Lee—1943, 1945-1946
Prince, Donat Mark—1962
Prior, Mark William—2002-2005
Proly, Michael James—1982-1983
Putman, Eddy William—1976, 1978

Pyecha, John Nicholas—1954
Pyle, Harry Thomas—1887

Q (7 players)

Qualls, James Robert—1969
Quest, Joseph L.—1879-1882
Quevedo, Ruben Eduardo (Yetez)—2000
Quinn, Frank J.—1899
Quinn, Joseph C.—1877
Quinn, Wellington Hunt—1941
Quinones, Luis Raul (Torruellas)—1987

R (84 players)

Radatz, Richard Raymond—1967
Rader, David Martin—1978
Raffensberger, Kenneth David—1940-1941
Ragan, Don Carlos Patrick—1909
Rain, Steven Nicholas—1999-2000
Raine, Charles David—1983-1984
Ramazzotti, Robert Louis—1949-1953
Ramirez, Aramis (Nin)—2003-2005
Ramos, Domingo Antonio (DeRamos)—1989-1990
Ramsdell, James Willard—1952
Ramsey, Fernando David—1992
Randall, Newton J.—1907
Randle, Leonard Shenoff—1980
Ranew, Merritt Thomas—1963-1964
Rasmussen, Dennis Lee—1992
Raub, Thomas Jefferson—1903
Raudman, Robert Joyce—1966-1967
Raymer, Frederick Charles—1901
Reberger, Frank Beall—1968
Reed, Jeffrey Scott—1999-2000
Regan, Philip Raymond—1968-1972
Reich, Herman Charles—1949
Reilly, Charles—1896
Reilly, Harold John—1919
Reitz, Kenneth John—1981
Reits, Lawrence P.—1877-1878
Remlinger, Michael John—2003-2005
Remsen, John Jay—1878-1879
Renfro, Cohen Williams—1991
Renko, Steven—1976-1977
Reulbach, Edward Marvin—1905-1913
Reuschel, Paul Richard—1975-1978
Reuschel, Ricky Eugene—1972-1981, 1983-1984
Reynolds, Archie Edward—1968-1970
Reynolds, Carl Nettles—1937-1939
Rhoads, Robert Barton—1902
Rhodes, Karl Derrick—1993-1995
Rice, Delbert—1960
Rice, Harold Housten—1954
Rich, Leonard Oliver—1945
Richards, Fred Charles—1951
Richbourg, Lance Clayton—1932
Richie, Lewis A.—1910-1913
Richmond, Beryl Justice—1933
Richter, Emil Henry—1911
Rickert, Marvin August—1942, 1946-1947
Riley, George Michael—1979-1980
Ripley, Allen Stevens—1982
Rivera, Roberto (Diaz)—1995
Roach, Melvin Earl—1961
Roach, Rudolph Charles (born Rudolph Charles Weichbrodt)—1899
Roat, Frederick R.—1892
Roberson, Kevin Lynn—1993-1995
Roberts, David Arthur—1977-1978
Roberts, Robin Evan—1966
Robertson, Daryl Berdene—1962
Robertson, Davis Aydelotte—1919-1921
Robertson, Donald Alexander—1954
Robinson, Jeffrey Daniel—1992
Rodgers, Kenneth Andre Ian—1961-1964
Rodriguez, Fernando Pedro (Borrego)—1958
Rodriguez, Henry Anderson (Garcia)—1998-2000
Rodriguez, Roberto (Munoz)—1970
Roggett, William George—1940
Rohn, Daniel Jay—1983-1984
Rojas, Melquiades (Medrano)—1997
Roomes, Rolando Audley—1988

Root, Charles Henry—1926-1941
 Rosello, David (Rodriguez)—1972-1977
 Ross, Gary Douglas—1968-1969
 Rowan, John Albert—1911
 Rowdon, Wade Lee—1987
 Rowe, David Elwood—1877
 Roy, Luther Franklin—1927
 Roznovsky, Victor Joseph—1964-1965
 Rudolph, John Herman—1904
 Rudolph, Kenneth Victor—1969-1973
 Ruether, Walter Henry—1917
 Rusch, Glendon James—2004-2005
 Rush, Robert Ransom—1948-1957
 Russell, Glen David—1939-1942
 Russell, Jack Erwin—1938-1939
 Ruthven, Richard David—1983-1986
 Ryan, Jimmy Edward—1885-1889, 1891-1900

S (178 players)

Saier, Victor Sylvester—1911-1917
 St. Vrain, James Marcellin—1902
 Salazar, Argenis Antonio (Yepez)—1988
 Salazar, Luis Ernesto (Garcia)—1989-1992
 Sanchez, Felix Antonio—2003
 Sanchez, Jesus Paulino—2002
 Sanchez, Rey Francisco (Guadalupe)—1991-1997
 Sandberg, Ryne Dee—1982-1994, 1996-1997
 Sanders, Scott Gerald—1999
 Sanderson, Scott Douglas—1984-1989
 Santiago, Benito (Rivera)—1999
 Santo, Ronald Edward—1960-1973
 Sauer, Edward—1943-1945
 Sauer, Henry John—1949-1955
 Savage, Theodore Edmund Jr. (born Ephesian Savage)—1967-1968
 Sawatski, Carl Ernest—1948, 1950, 1953
 Scanlan, Robert Guy Jr.—1991-1993
 Schaefer, Herman A.—1901-1902
 Schaffer, Jimmie Ronald—1963-1964
 Schaffernoth, Joseph Arthur—1959-1961
 Scheffing, Robert Boden—1941-1942, 1946-1950
 Schenz, Henry Leonard—1946-1949
 Schick, Maurice Francis—1917
 Schiraldi, Calvin Drew—1988-1989
 Schlafly, Harry Linton—1902
 Schmidt, Frederick Albert—1947
 Schmitz, John Albert—1941-1942, 1946-1951
 Schorr, Edward Walter—1915
 Schramka, Paul Edward—1953
 Schreiber, Henry Walter—1926
 Schriver, William Frederick—1891-1894
 Schroll, Albert Bringhurst—1960
 Schult, Arthur William—1959-1960
 Schulte, Frank M.—1904-1916
 Schulte, John Clement—1929
 Schultz, Charles Budd—1975-1976
 Schultz, George Warren—1961-1963
 Schultz, Joseph Charles Sr.—1915
 Schultz, Robert Duffy—1951-1953
 Schulze, Donald Arthur—1983-1984
 Schurr, Wayne Allen—1964
 Schuster, William Charles—1943-1945
 Schwencik, Rudolph Christian—1909
 Scott, Floyd John—1926-1927
 Scott, Gary Thomas—1991-1992
 Scott, Milton Parker—1882
 Scott, Richard Lewis—1964
 Scott, Rodney Darrell—1978
 Seaton, Thomas Gordon—1916-1917
 Secory, Frank Edward—1944-1946
 Segelke, Herman Neils—1982
 Seibert, Kurt Elliott—1979
 Selma, Richard Jay—1969
 Sember, Michael David—1977-1978
 Seonane, Manuel Modesto—1978
 Serafini, Daniel Joseph—1999
 Serena, William Robert—1949-1954
 Servais, Scott Daniel—1995-1998
 Sewell, Thomas Wesley—1927
 Shaffer, George—1879
 Shamsky, Arthur Louis—1972

Shannon, Maurice Joseph—1926
 Shantz, Robert Clayton—1964
 Shaw, Robert John—1967
 Shaw, Samuel E.—1893
 Shay, Arthur Joseph—1916
 Shealy, Albert Berley—1930
 Shean, David William—1911
 Sheckard, Samuel James Tilden—1906-1912
 Shields, Thomas Charles—1993
 Shoun, Clyde Mitchell—1935-1937
 Shumpert, Terrance Darnell—1996
 Sicking, Edward Joseph—1916
 Signer, Walter Donald Aloysius—1943, 1945
 Silvera, Charles Anthony Ryan—1957
 Simmons, Curtis Thomas—1966-1967
 Simon, Randall Carlito—2003
 Simpson, Thomas Leo—1953
 Singleton, Bert Elmer—1957-1959
 Sizemore, Theodore Crawford—1979
 Skidmore, Robert Roe—1970
 Slagle, James Franklin—1902-1908
 Slapnicka, Cyril Charles—1911
 Staughter, Sterling Feore—1964
 Sloat, Dwain Clifford—1949
 Stocumb, Heathcliff—1991-1993
 Smalley, Roy Frederick Sr.—1948-1953
 Smith, Alexander Benjamin—1904
 Smith, Bobby Gene—1962
 Smith, Charles Edwin—1911-1914
 Smith, Charles William—1969
 Smith, David Stanley Jr.—1991-1992
 Smith, Earl Leonard—1916
 Smith, Gregory Alan—1989-1990
 Smith, Harry W.—1877
 Smith, Jason William—2001
 Smith, John Dwight—1989-1993
 Smith, Lee Arthur Jr.—1980-1987
 Smith, Lewis Oscar—1906
 Smith, Paul Leslie—1958
 Smith, Robert Eldridge—1931-1932
 Smith, Robert Walkay—1959
 Smith, Willie—1968-1970
 Smyth, Steven Delton—2002
 Solis, Marcelino—1958
 Solomon, Eddie Jr.—1975
 Sommers, Joseph Andrews—1889
 Sommers, Rudolph—1912
 Sorensen, Lary Alan—1985
 Sosa, Samuel (Peralta)—1992-2004
 Soto, Geovany (Ponce)—2005
 Spalding, Albert Goodwill—1876-1878
 Spangler, Albert Donald—1967-1971
 Speake, Robert Charles—1955, 1957
 Speier, Chris Edward—1985-1986
 Speier, Justin James—1998
 Sperring, Robert Walter—1974-1976
 Spongberg, Carl Gustav—1908
 Spradlin, Jerry Carl—2000
 Sprague, Charles Wellington—1887
 Spring, Jack Russell—1964
 Stack, William Edward—1913-1914
 Stainback, George Tucker—1934-1937
 Stairs, Matthew Wade—2001
 Staley, George Gaylor—1925
 Standridge, Alfred Peter—1915
 Stanky, Edward Raymond—1943-1944
 Stanley, Joseph Bernard—1909
 Stanton, Thomas Patrick—1904
 Starr, Raymond Francis—1945
 Start, Joseph—1878
 Statz, Arnold John—1922-1925
 Stautfer, Charles Edward—1923
 Steedronsky, John—1879
 Steenstra, Kenneth Gregory—1998
 Steevens, Morris Dale—1962
 Stein, Edward F.—1890-1891
 Stein, William Randolph—1982
 Steinfeldt, Harry M.—1906-1910
 Stelmaszek, Richard Francis—1974
 Stenzel, Jacob Charles (born Jacob Charles Setztle)—1890
 Stephenson, Chester Earl—1971

Stephenson, Jackson Riggs—1926-1934
 Stephenson, John Herman—1967-1968
 Stephenson, Joseph Chester—1944
 Stephenson, Phillip Raymond—1989
 Stephenson, Walter McQueen—1935-1936
 Stevens, David James—1997-1998
 Stewart, Asa—1895
 Stewart, Charles Eugene—1913-1914
 Stewart, James Franklin—1963-1967
 Stewart, William Macklin—1944-1945
 Stoddard, Timothy Paul—1984
 Stone, Steven Michael—1974-1976
 Stoneman, William Hambly—1967-1968
 Strain, Joseph Allan Jr.—1981
 Strang, Samuel Nicklin (born Samuel Strang Nicklin)—1900, 1902
 Strange, Joseph Douglas—1991-1992
 Stratton, C. Scott—1894-1895
 Stringer, Louis Bernard—1941-1942, 1946
 Stuetland, George Anton—1921-1923, 1925
 Sturgeon, Robert Howard—1940-1942, 1946-1947
 Sturtze, Tanyon James—1995-1996
 Sutes, Christopher Desmond—2002
 Sullivan, John Lawrence—1921
 Sullivan, Martin C.—1887-1888
 Sullivan, Michael Joseph—1890
 Sullivan, William—1878
 Summers, John Junior II—1975-1976
 Sunday, William Ashley—1883-1887
 Sundberg, James Howard—1987-1988
 Sutcliffe, Elmer Ellsworth—1884-1885
 Sutcliffe, Richard Lee—1984-1991
 Sutter, Howard Bruce—1976-1980
 Swartzbaugh, David Theodore—1995-1997
 Sweeney, William John—1907, 1914
 Sweetland, Lester Leo (born Leo Sweetland)—1931
 Swisher, Steven Eugene—1974-1977

T (65 players)

Tabb, Jerry Lynn—1976
 Tabler, Patrick Sean—1981-1982
 Talbot, Robert Dale—1953-1954
 Tanner, Charles William—1957-1958
 Tapani, Kevin Ray—1997-2001
 Tappe, Elvin Walter—1954-1956, 1958, 1960, 1962
 Tappe, Theodore Nash—1955
 Tate, Henry Bennett—1934
 Tatis, Ramon Francisco (Medrano)—1997
 Tavarez, Julian—2001
 Taylor, Antonio Nemesio (Sanchez)—1958-1960
 Taylor, C.L.—1925
 Taylor, Daniel Turney—1929-1932
 Taylor, Harry Warren—1932
 Taylor, James Wren—1929-1933
 Taylor, John W.—1898-1903, 1906-1907
 Taylor, Samuel Douglas—1958-1962
 Teachout, Arthur John—1930-1931
 Tebeau, Oliver Wendell—1887
 Telemaco, Amaury (Regalado)—1996-1998
 Tener, John Kinley—1888-1889
 Terry, William H.—1894-1897
 Terry, Zebulon Alexander—1920-1922
 Terwilliger, Willard Wayne—1949-1951
 Tewksbury, Robert Alan—1987-1988
 Thacker, Morris Benton—1958, 1960-1962
 Theriot, Ryan Stewart—2005
 Thomas, Frank Joseph—1960-1961, 1966
 Thomas, James Leroy—1966-1967
 Thomas, Robert William—1921
 Thompson, Vernon Scot—1978-1983
 Thomson, Robert Brown—1958-1959
 Thornton, Andre—1973-1976
 Thornton, Walter Miller—1895-1898
 Thorpe, Robert Joseph—1955
 Tidrow, Richard William—1979-1982
 Tiefenauer, Bobby Gene—1968
 Timmons, Osborne Llewellyn—1995-1996
 Tincup, Austin Ben—1928
 Tinker, Joseph Bert—1902-1912, 1916
 Tinning, Lyle Forrest—1932-1934

Todd, Alfred Chester—1940-1941, 1943
 Todd, James Richard Jr.—1974, 1977
 Tolson, Charles Julius—1926-1927, 1929-1930
 Tompkins, Ronald Everett—1971
 Toney, Fred Alexandria—1911-1913
 Torres, Hector Epitacio (Marroquin)—1971
 Toth, Paul Louis—1962-1964
 Trachsel, Stephen Christopher—1993-1999
 Tracy, James Edwin—1980-1981
 Traffley, William Franklin—1878
 Tremel, William Leonard—1954-1956
 Trillo, Jesus Manuel (Marcano)—1975-1978, 1986-1988
 Triplett, Herman Coaker—1938
 Trout, Steven Russell—1983-1987
 Truby, Harry Garvin—1895-1896
 Tucker, Michael Anthony—2001
 Turgeon, Eugene Joseph—1923
 Turner, Theodore Holhot—1920
 Twombly, Clarence Edward—1920-1921
 Tyler, George Albert—1918-1921
 Tyree, Earl Carlton—1914
 Tyrone, James Vernon—1972, 1974-1975
 Tyrone, Oscar Wayne—1976
 Tyson, Michael Ray—1980-1981

U (2 players)

Upham, John Leslie—1967-1968
 Usher, Robert Royce—1952

V (24 players)

Vail, Michael Lewis—1978-1980
 Valdes, Ismael—2000
 Valdes, Pedro Jose (Manzo)—1996, 1998
 Valentinietti, Vito John—1956-1957
 Van Buren, Jermaine Russell—2005
 Vandenberg, Harold Harris—1944-1945
 Vander Meer, John Samuel—1950
 Van Haltren, George Edward Martin—1887-1889
 Van Poppel, Todd Matthew—2000-2001
 VanRyn, Benjamin Ashley—1998
 Van Zandt, Charles Isaac—1904
 Varga, Andrew William—1950-1951
 Varsho, Gary Andrew—1988-1990
 Vaughn, James Leslie—1913-1921
 Verban, Emil Matthew—1948-1950
 Veres, David Scott—2003
 Veres, Randolph Ruhland—1994
 Vernon, Joseph Henry—1912
 Veryzer, Thomas Martin—1983-1984
 Vickery, Thomas Gill—1891
 Villanueva, Hector (Balasguide)—1990-1992
 Vizzaino, Jose Luis (Pimental)—1991-1993
 Vogel, Otto Henry—1923-1924
 Voiselle, William Symmes—1950

W (101 players)

Waddell, George Edward—1901
 Wade, Benjamin Styron—1948
 Wade, Galeard Lee—1955-1956
 Waitkus, Edward Stephen—1941, 1946-1948
 Waitt, Charles C.—1877

Walbeck, Matthew Lovick—1993
 Walker, Albert Bluford—1948-1951
 Walker, Cleotha—1985-1987, 1991-1992
 Walker, Harry William—1949
 Walker, James Roy—1917-1918
 Walker, Michael Charles—1995
 Walker, Todd Arthur—2004-2005
 Wallace, Clarence Eugene—1915
 Waller, Elliott Tyrone—1981-1982
 Wallis, Harold Joseph—1975-1978
 Walls, Ray Lee—1957-1959
 Watsh, Thomas Joseph—1906
 Walton, Jerome O'Terrell—1989-1992
 Ward, Chris Gilbert—1972, 1974
 Ward, Preston Meyer—1950, 1953
 Ward, Richard Ole—1934
 Warneke, Lonnie—1930-1936, 1942-1943, 1945
 Warner, Hoke Hayden—1921
 Warner, Jack Dyer—1962-1965
 Warstler, Harold Burton—1940
 Warwick, Carl Wayne—1966
 Watson, Charles John—1913
 Watt, Edward Dean—1975
 Weathers, John David—2001
 Weaver, Harry Abraham—1917-1919
 Weaver, James Dement—1934
 Weaver, Orville Forest—1910-1911
 Webb, William Earl—1927-1928
 Webster, Mitchell Dean—1988-1989
 Webster, Ramon Alberto—1971
 Weimer, Jacob—1903-1905
 Weimert, Phillip Walter—1927-1928
 Weis, Arthur John—1922-1925
 Welch, John Vernon—1926-1928, 1931
 Wellmeyer, Todd Allen—2003-2005
 Wendell, Steven John—1993-1997
 Wengert, Donald Paul—1998
 Wheeler, Floyd Clark—1923-1924
 Whisenant, Thomas Peter—1956
 White, Derrick Ramon—1998
 White, Elder Lafayette—1962
 White, James Laurie—1876
 White, Jerome Cardell—1978
 White, Rondell Bernard—2000-2001
 Whitehill, Earl Oliver—1939
 Wicker, Robert Kitridge—1903-1906
 Wiedemeyer, Charles John—1934
 Wilcox, Milton Edward—1975
 Wilhelm, James Hoyt—1970
 Wilke, Henry Joseph—1927
 Wilkerson, Curtis Vernon—1989-1990
 Wilkins, Dean Allan—1989-1990
 Wilkins, Richard David—1991-1995
 Will, Robert Lee—1957-1958, 1960-1963
 Williams, Arthur Franklin—1902
 Williams, Billy Leo—1959-1974
 Williams, Brian O'Neal—2000
 Williams, Dewey Edgar—1944-1947
 Williams, Fred—1912-1917
 Williams, Jerome Lee—2005
 Williams, Mitchell Steven—1989-1990
 Williams, Otto George—1903-1904

Williams, Walter Merrill—1902-1903
 Williams, Washington J.—1885
 Williamson, Edward Nagle—1879-1889
 Williamson, Scott Ryan—2005
 Willis, James Gladden—1953-1954
 Wills, Elliott Taylor—1982
 Wilmot, Walter Robert—1890-1895
 Wilson, Arthur Earl—1916-1917
 Wilson, Enrique Martes—2005
 Wilson, Lewis Robert—1926-1931
 Wilson, Stephen Douglas—1989-1991
 Wilson, Willie James—1993-1994
 Winceniak, Edward Joseph—1956-1957
 Wirts, Elwood Vernon—1921-1923
 Wise, Kendall Cole—1957
 Wolfe, Harold—1917
 Wolter, Harry Meigs—1917
 Wolverson, Harry Sterling—1898-1900
 Womack, Anthony Darrell—2003
 Wood, Kerry Lee—1998, 2000-2005
 Woodall, David Bradley—1999
 Woods, Gary Lee—1982-1985
 Woods, James Jerome—1957
 Woods, Walter Sydney—1898
 Worrell, Timothy Howard—2000
 Wortman, William Lewis—1916-1918
 Wright, David William—1897
 Wright, Melvin James—1960-1961
 Wright, Patrick Francis—1890
 Wright, Robert Cassius—1915
 Wrona, Richard James—1988-1990
 Wuertz, Michael James—2004-2005
 Wynne, Marvell—1989-1990
 Wyse, Henry Washington—1942-1947

Y (12 players)

Yantz, George Webb—1912
 Yelding, Eric Girard—1932
 Yerkes, Charles Carroll—1923-1933
 Yerkes, Stephen Douglas—1916
 York, Anthony Batton—1944
 York, James Edward—1921
 Yost, August—1893
 Yoter, Elmer Ellsworth—1927-1928
 Young, Anthony Wayne—1994-1995
 Young Jr., Daniel Bracey—2000
 Young, Donald Wayne—1965, 1969
 Young, Eric Orlando—2000-2001

Z (12 players)

Zabel, George Washington—1913-1915
 Zahn, Geoffrey Clayton—1975-1976
 Zambrano, Carlos Alberto (Matos)—2001-2005
 Zambrano, Eduardo Jose (Guerra)—1993-1994
 Zamora, Oscar Joseph (Sosa)—1974-1976
 Zeider, Rollie Hubert—1916-1918
 Zeile, Todd Edward—1995
 Zick, Robert George—1954
 Zimmer, Donald William—1960-1961
 Zimmerman, Henry—1907-1916
 Zuleta, Julio Ernesto (Tapia)—2000-2001
 Zwilling, Edward Harrison—1916

Cubs Uniforms By The Numbers

The Cubs began wearing numbers on their uniforms in 1932. Here are the five most recent uses of each jersey number by a Cubs player/manager/coach during the regular season, along with the first Cub to don each number.

- 1: Jose Macias (2004-2005) ... Augie Ojeda (2003) ... Kenny Lofton (2003) ... Augie Ojeda (2001-2002) ... Dave Martinez (2000) ... FIRST 1: Woody English (1932)
- 2: Gene Clines (coach, 2003-2005) ... Sandy Alomar (coach, 2000-2002) ... Jeff Pentland (coach, 1998-1999) ... Mako Oliveras (coach, 1997) ... Felix Fermin (1996) ... FIRST 2: Billy Herman (1932)
- 3: Jeromy Burnitz (2005) ... Wendell Kim (coach, 2003-2004) ... Chad Hermansen (2002) ... Gene Glynn (coach, 2000-2002) ... Dan Radison (coach, 1997-1999) ... FIRST 3: Kiki Cuyler (1932)
- 4: Ben Grieve (2005) ... Jason Dubois (2004-2005) ... Jeff Pentland (coach, 2000-2002) ... Jeff Blauser (1998-1999) ... Brian Dorsett (1996) ... FIRST 4: Riggs Stephenson (1932)

- 5: Nomar Garciaparra (2004-2005) ... Michael Barrett (2004) ... Tony Womack (2003) ... Tom Goodwin (2003) ... Rene Lachemann (coach, 2000-2002) ... FIRST 5: Johnny Moore (1932)
- 6: Sonny Jackson (2005) ... Ramon Martinez (2003-2004) ... Darren Lewis (2002) ... Ron Coomer (2001) ... Ross Gload (2000) ... FIRST 6: Charlie Grimm (1932)
- 7: Todd Walker (2004-2005) ... Kenny Lofton (2003) ... Ramon Martinez (2003) ... Eric Young (2000-2001) ... Shane Andrews (1999) ... FIRST 7: Gabby Hartnett (1932)
- 8: Michael Barrett (2004-2005) ... Nomar Garciaparra (2004) ... Alex Gonzalez (2002-2004) ... Oscar Acosta (coach, 2001) ... Joe Girardi (2000) ... FIRST 8: Rollie Hemsley (1932)
- 9: Scott McClain (2005) ... Henry Blanco (2005) ... Jody Gerut (2005) ... Paul Bako (2003-2004) ... Todd Hundley (2001-2002) ... Damon Buford (2000-2001) ... FIRST 9: Rogers Hornsby (1932)

- 10: **RETIRED IN 2003 (RON SANTO)** ... Bruce Kimm (interim manager, 2002) ... Terrell Lowery (1997-1998) ... Scott Bullett (1995-1996) ... Steve Lake (1993) ... Luis Salazar (1991-1992) ... **FIRST 10:** Al Todd (1940)
- 11: Ronny Cedeno (2005) ... Mark Grudzielanek (2003-2004) ... Chris Stynes (2002) ... Michael Tucker (2001) ... Todd Dunwoody (2001) ... **FIRST 11:** Billy Jurges (1932)
- 12: Dusty Baker (manager, 2003-2005) ... Angel Echevarria (2002) ... Ricky Gutierrez (2000-2001) ... Mickey Morandini (1998-1999) ... Shawn Dunston (1997) ... **FIRST 12:** Charlie Root (1932)
- 13: Nefli Perez (2004-2005) ... Rey Ordonez (2004) ... Jeff Fassero (2001-2002) ... Turk Wendell (1993-1997) ... Bill Faul (1965-1966) ... **FIRST 13:** Claude Passeau (1939-1947)
- 14: **RETIRED IN 1982 (ERNIE BANKS)** ... Ernie Banks (1953-1971; coach, 1967-1973) ... Paul Schramka (1953) ... Vallie Eaves (1942) ... Lou Novikoff (1942) ... Ken Raffensberger (1941) ... **FIRST 14:** Guy Bush (1932)
- 15: Jerry Hairston (2005) ... Sonny Jackson (coach, 2003-2004) ... Aramis Ramirez (2003) ... Jose Hernandez (2003) ... Kevin Orle (2002) ... **FIRST 15:** Pat Malone (1932)
- 16: Aramis Ramirez (2003-2005) ... Sonny Jackson (coach, 2003) ... Delino DeShields (2001-2002) ... Jeff Reed (1999-2000) ... Dave Magadan (1996) ... **FIRST 16:** Burlleigh Grimes (1932)
- 17: Adam Greenberg (2005) ... Calvin Murray (2004) ... Bobby Hill (2002-2003) ... Mark Grace (1988-2000) ... **FIRST 17:** Lon Warneke (1932)
- 18: Moises Alou (2002-2004) ... Cole Liniak (1999-2000) ... Jose Hernandez (1994-1999) ... Dwight Smith (1989-1993) ... Angel Salazar (1988) ... **FIRST 18:** Bob Smith (1932)
- 19: Matt Murton (2005) ... Enrique Wilson (2005) ... Mike DiFelice (2004) ... Brendan Harris (2004) ... Damian Jackson (2004) ... **FIRST 19:** Jackie May (1932)
- 20: Corey Patterson (2001-2005) ... Chad Meyers (1999-2000) ... Matt Mieske (1998) ... Miguel Cairo (1997) ... Bret Barberie (1996) ... **FIRST 20:** Roy Johnson (coach, 1937)
- 21: Sammy Sosa (1992-2004) ... Scott Sanderson (1985-1989) ... Jay Johnston (1982-1984) ... Tye Waller (1981-1982) ... Lenny Randle (1980) ... **FIRST 21:** Bud Tinning (1932)
- 22: Mark Prior (2002-2005) ... Rondell White (2000-2001) ... Tarrick Brock (2000) ... Dave Clark (1997) ... Eddie Zambrano (1994) ... **FIRST 22:** Marv Gutdat (1932)
- 23: **RETIRED IN 2005 (RYNE SANDBERG)** ... Ryne Sandberg (1982-1994, 1996-1997) ... Jim Tracy (1980-1981) ... Mike Gordon (1977-1978) ... Pete LaCock (1975-1976) ... Carmen Fanzone (1971-1974) ... **FIRST 23:** Leroy Herrmann (1932)
- 24: Henry Blanco (2005) ... Tom Goodwin (2003-2004) ... David Kelton (2000) ... Roosevelt Brown (2002) ... Michael Tucker (2001) ... Matt Stairs (2001) ... **FIRST 24:** Fabian Kowalik (1935)
- 25: Derrek Lee (2004-2005) ... Troy O'Leary (2003) ... Don Baylor (manager, 2000-2002) ... Orlando Merced (1998) ... **FIRST 25:** Kirby Higbe (1939)
- 26: **RETIRED IN 1987 (BILLY WILLIAMS)** ... Billy Williams (coach, 1986-1987, 1992-2001) ... Fritz Connally (1983) ... Billy Williams (coach, 1980-1982) ... Larry Bittner (1976-1979) ... Billy Williams (1961-1974) ... **FIRST 26:** Newt Kimball (1938)
- 27: David Kelton (2004) ... Damian Miller (2003) ... Joe Girardi (2001-2002) ... Corey Patterson (2000) ... Scott Sanders (1999) ... **FIRST 27:** Gene Lillard (1939)
- 28: Todd Hollandsworth (2004-2005) ... David Kelton (2003) ... Mark Bellhorn (2002-2003) ... Roosevelt Brown (1999-2001) ... Pedro Valdes (1996, 1998) ... **FIRST 28:** Jack Russell (1938)
- 29: Michael Fontenot (2005) ... Ben Grieve (2004) ... Rey Ordonez (2004) ... Andy Pratt (2004) ... Josh Paul (2003) ... **FIRST 29s:** Bobby Mattick and Kirby Higby (1938)
- 30: Matt Clement (2002-2004) ... Matt Stairs (2001) ... Raul Gonzalez (2000) ... Mark Guthrie (1999-2000) ... Jeremi Gonzalez (1998) ... **FIRST 30:** Jim Asbell (1938)
- 31: Greg Maddux (2004-2005) ... Mark Guthrie (2003) ... Donovan Osborne (2002) ... Mike Fyhrle (2001) ... Bobby Ayala (1999) ... **FIRST 31:** Stan Hack (1932)
- 32: Jerome Williams (2005) ... LaTroy Hawkins (2004-2005) ... Eric Karros (2003) ... Jon Lieber (1999-2002) ... Kevin Foster (1995-1996) ... Chuck Crim (1994) ... **FIRST 32s:** Coaker Triplett and Newt Kimball (1938)
- 33: Glendon Rusch (2004-2005) ... Bill Mueller (2001-2002) ... Brian McNichol (1999) ... Dan Serafini (1999) ... Don Wengert (1998) ... **FIRST 33:** Bob Scheffing (1941)
- 34: Kerry Wood (1998, 2000-2005) ... Kent Bottenfield (1997) ... Tanyon Sturtze (1995-1996) ... Glenallen Hill (1993) ... Ken Patterson (1992) ... **FIRST 34:** Zack Taylor (1932)
- 35: Chris Speier (coach, 2005) ... Randall Simon (2003) ... Alan Benes (2002-2003) ... Will Ohman (2000-2001) ... Scott Downs (2000) ... **FIRST 35:** Lennie Merullo (1941)
- 36: Gary Matthews (coach, 2003-2005) ... Rick Kranitz (coach, 2002) ... Kevin Tapani (1997-2001) ... David Swartzbaugh (1995-1996) ... Mike Morgan (1992-1995) ... **FIRST 36:** Bill Fleming (1943)
- 37: Jermaine Van Buren (2005) ... Mike Remlinger (2003-2005) ... Scott Chiasson (2001-2002) ... Jerry Spradlin (2000) ... Brant Brown (2000) ... **FIRST 37:** Dick Spalding (coach, 1941)
- 38: Carlos Zambrano (2001-2005) ... Manny Aybar (2001) ... Rick Aguilera (1999-2000) ... Marty DeMerritt (coach, 1999) ... Mike Morgan (1998) ... **FIRST 38:** Charlie Grimm (coach, 1941)
- 39: Dick Pole (coach, 2004-2005) ... Steve Smyth (2002) ... Willie Greene (2000) ... Tom Gamboa (coach, 1998-1999) ... Robin Jennings (1996) ... Mike Walker (1995) ... **FIRST 39:** Stan Hack (1935)
- 40: Todd Wellemeyer (2003-2005) ... Chad Meyers (2001) ... Miguel Cairo (2001) ... Manny Aybar (2001) ... Oswaldo Mairesna (2000) ... **FIRST 40:** Tot Pressnell (1941)
- 41: Larry Rothschild (coach, 2003-2005) ... Jesus Sanchez (2002) ... David Weathers (2001) ... Steve Rain (1999-2000) ... Marc Pisciotta (1997-1998) ... **FIRST 41:** Red Corriden (coach, 1932)
- 42: **NUMBER RETIRED TO HONOR JACKIE ROBINSON IN 1997** ... Dan Radison (coach, 1995-1997) ... Moe Drabowsky (coach, 1994) ... Dave Smith (1991-1992) ... Kevin Coffman (1990) ... Bob Tewksbury (1987-1988) ... **FIRST 42:** Charley O'Leary (coach, 1932)
- 43: Michael Wertz (2004-2005) ... Dave Veres (2003) ... Dave Bialas (coach, 1995-1999, 2002) ... Marv Foley (coach, 1994) ... Joe Kraemer (1989-1990) ... **FIRST 43:** Phil Cavarretta (1934)
- 44: Roberto Novoa (2005) ... Kyle Farnsworth (1999-2004) ... Chris Haney (1998) ... Tony Fossas (1998) ... Amaury Telemaco (1996-1998) ... **FIRST 44:** Phil Cavarretta (1941)
- 45: Will Ohman (2005) ... Ben Grieve (2005) ... Trenidad Hubbard (2003) ... Flash Gordon (2001-2002) ... Tim Worrell (2000) ... **FIRST 45:** Hank Wyse (1942)
- 46: Ryan Dempster (2004-2005) ... Dick Pole (coach, 2003-2004) ... Jason Bere (2001-2002) ... Oscar Acosta (coach, 2000) ... Steve Trachsel (1993-1999) ... **FIRST 46s:** Bill Fleming and Marv Rickert (1942)
- 47: Chad Fox (2005) ... Larry Rothschild (coach, 2002) ... Todd Van Poppel (2000-2001) ... Rod Beck (1998-1999) ... Miguel Batista (1997) ... **FIRST 47s:** Peanut Lowrey and John Ostrowski (1943)
- 48: Scott Williamson (2005) ... Joe Borowski (2001-2005) ... Ruben Quevedo (2000) ... Marty DeMerritt (coach, 1999) ... Dave Stevens (1998) ... **FIRST 48:** Whitey Platt (1942)
- 49: John Koronka (2005) ... Jimmy Anderson (2004) ... Will Cunnane (2002) ... David Weathers (2001) ... Felix Heredia (1998-2001) ... **FIRST 49:** Vince Barton (1932)
- 50: Will Ohman (2005) ... Matt Lawton (2005) ... Kent Mercker (2004) ... Phil Norton (2003) ... Julian Tavarez (2001) ... **FIRST 50:** Walt Signer (1943)
- 51: Jon Lester (2004-2005) ... Juan Cruz (2001-2003) ... Gary Matthews Jr. (2000) ... Brian Williams (2000) ... Terry Adams (1997-1999) ... **FIRST 51:** Frank Demaree (1932)
- 52: Sergio Mitre (2003-2005) ... Pat Mahomes (2002) ... Joey Nation (2000) ... Matt Karchner (1998-2000) ... Ramon Tatis (1997) ... **FIRST 52:** Pete Elko (1944)
- 53: Rich Hill (2005) ... Francis Beltran (2002, 2004) ... Micah Bowie (1999) ... Kurt Miller (1998-1999) ... Chris Nabholz (1995) ... **FIRST 53:** Cy Block (1945)
- 54: Ron Mahay (2001-2002) ... Mark Clark (1998) ... Jeremi Gonzalez (1997) ... Rich Gossage (1988) ... Stan Hack (coach, 1965) ... **FIRST 54:** Clarence Madden (1946)
- 55: Ryan Theriot (2005) ... Shawn Estes (2003) ... Courtney Duncan (2001-2002) ... Jamie Arnold (2000) ... Augie Ojeda (2000) ... **FIRST 55:** El Tappe (1954)
- 56: Cliff Bartosh (2005) ... Jason Smith (2001) ... Ray King (1999) ... Justin Speier (1998) ... Brian McRae (1995-1997) ... **FIRST 56:** Lance Richbourg (1932)
- 57: Antonio Alfonseca (2002-2003) ... Augie Ojeda (2000) ... Rich Garces (1995) ... Goldie Holt (coach, 1961-1965) ... Vito Valentinetti (1956-1957) - WAS FIRST 57
- 58: Geovany Soto (2005) ... Mike Mahoney (2000, 2002) ... Richard Barker (1999) ... Ben VanRyn (1998) ... Fred Martin (coach, 1961-1965) - WAS FIRST 58
- 59: Juan Lopez (coach, 2003-2005) ... Ismael Valdes (2000) ... Rodney Myers (1996-1999) ... Mel Harder (coach, 1965) ... Mel Wright (coach, 1963-1964) ... **FIRST 59:** Dick Cole (coach, 1961)
- 60: Lou Klein (coach, 1961-1965) - WAS ONLY 60
- 61: Bob Kennedy (manager, 1963-1965) ... Roy Johnson (coach, 1935-1936) ... Babe Phelps (1933-1934) - WAS FIRST 61
- 62: Felix Sanchez (2003) ... Walt Dixon (coach, 1964-1965) - WAS FIRST 62
- 63: George Freese (coach, 1964-1965) ... Charlie Metro (coach, 1962) - WAS FIRST 63
- 64: Les Peden (coach, 1965) ... Joe Macko (coach, 1964) - WAS FIRST 64
- 72: Robert Machado (2001-2002) - WAS ONLY 72
- 76: Daniel Garibay (2000) - WAS ONLY 76
- 94: Felix Heredia (2001) - WAS ONLY 94
- 96: Bill Voiselle (1950) - WAS ONLY 96
- 99: Todd Hundley (2001) - WAS ONLY 99

Cubs Honored In The National Baseball Hall Of Fame

Grover Cleveland Alexander, 1938
 Cap Anson, 1939
 Richie Ashburn, 1995
 Ernie Banks, 1977
 Roger Bresnahan, 1945
 Lou Brock, 1985
 Mordecai Brown, 1949
 Lou Boudreau, 1970
 Frank Chance, 1946
 John Clarkson, 1963
 Kiki Cuyler, 1968
 Dizzy Dean, 1953
 Hugh Duffy, 1945
 Leo Durocher, 1994

Dennis Eckersley, 2004
 Johnny Evers, 1946
 Jimmie Foxx, 1951
 Frankie Frisch, 1947
 Clark C. Griffith, 1946
 Burleigh Grimes, 1964
 Gabby Hartnett, 1955
 Billy Herman, 1975
 Rogers Hornsby, 1942
 William Hulbert, 1995
 Monte Irvin, 1973
 Ferguson Jenkins, 1991
 George Kelly, 1973
 King Kelly, 1945

Ralph Kiner, 1975
 Chuck Klein, 1980
 Tony Lazzeri, 1991
 Fred Lindstrom, 1976
 Rabbit Maranville, 1954
 Joseph McCarthy, 1957
 Robin Roberts, 1976
 Ryne Sandberg, 2005
 Frank Selee, 1999
 A.G. Spalding, 1939
 Joe Tinker, 1946
 Rube Waddell, 1946
 Hoyt Wilhelm, 1985
 Billy Williams, 1987
 Hack Wilson, 1979

CHICAGO MEDIA IN THE HALL

FORD C. FRICK AWARD (BROADCASTERS)

Bob Elson, 1979 Harry Caray, 1989
 Russ Hodges, 1980 Milo Hamilton, 1992
 Jack Brickhouse, 1983 Jimmy Dudley, 1997

J.G. TAYLOR SPINK AWARD (NEWSPAPERS)

Ring Lardner, 1963 John Carmichael, 1974
 Hugh Fullerton, 1964 Edgar Munzel, 1977
 Charles Dryden, 1965 Jerome Holtzman, 1990
 Warren Brown, 1973

Cubs Award Winners

MOST VALUABLE PLAYER

1911 (Chalmers Award) 1952 Hank Sauer
 1958 Ernie Banks
 1929 (League Award) 1959 Ernie Banks
 1984 Ryne Sandberg
 1935 Gabby Hartnett 1987 Andre Dawson
 1945 Phil Cavarretta 1998 Sammy Sosa

CY YOUNG AWARD

1971 Fergie Jenkins 1984 Rick Sutcliffe
 1979 Bruce Sutter 1992 Greg Maddux

JACKIE ROBINSON ROOKIE OF THE YEAR AWARD

1961 Billy Williams 1989 Jerome Walton
 1962 Ken Hubbs 1998 Kerry Wood

MANAGER OF THE YEAR AWARD

1984 Jim Frey 1989 Don Zimmer

RAWLINGS GOLD GLOVE AWARD

1960 Ernie Banks, SS 1987 Andre Dawson, RF
 1962 Ken Hubbs, 2B Ryne Sandberg, 2B
 1964 Ron Santo, 3B 1988 Andre Dawson, RF
 1965 Ron Santo, 3B Ryne Sandberg, 2B
 1966 Ron Santo, 3B 1989 Ryne Sandberg, 2B
 1967 Randy Hundley, C 1990 Greg Maddux, P
 Ron Santo, 3B Ryne Sandberg, 2B
 1968 Glenn Beckert, 2B 1991 Greg Maddux, P
 Ron Santo, 3B Ryne Sandberg, 2B
 1969 Don Kessinger, SS 1992 Mark Grace, 1B
 1970 Don Kessinger, SS Greg Maddux, P
 1983 Ryne Sandberg, 2B 1993 Mark Grace, 1B
 1984 Bob Dernier, CF 1995 Mark Grace, 1B
 Ryne Sandberg, 2B 1996 Mark Grace, 1B
 1985 Ryne Sandberg, 2B 2004 Greg Maddux, P
 1986 Jody Davis, C 2005 Derrek Lee, 1B
 Ryne Sandberg, 2B Greg Maddux, P

ROBERTO CLEMENTE MAN OF THE YEAR AWARD

1987 Rick Sutcliffe 1998 Sammy Sosa

HANK AARON AWARD

1999 Sammy Sosa

ROOKIE OF THE MONTH

2003 Hee Seop Choi April

PLAYER/PITCHER OF THE MONTH

1961 George Altman June	1984 Leon Durham May
1963 Dick Ellsworth May	1984 Ryne Sandberg June
1963 Ron Santo June	1984 Keith Moreland August
1964 Billy Williams May	1984 Rick Sutcliffe August
1964 Ron Santo July	1987 Andre Dawson August
1969 Ken Holtzman May	1988 Greg Maddux June
1969 Ron Santo June	1989 Mark Grace July
1971 Fergie Jenkins July	1990 Andre Dawson May
1972 Billy Williams July	1990 Ryne Sandberg June
1975 Andre Thornton Sept.	1992 Mike Morgan May
1976 Ray Burris August	1996 Sammy Sosa July
1977 Bruce Sutter May	1998 Sammy Sosa June
1977 Rick Reuschel June	1999 Sammy Sosa May
1977 Rick Reuschel July	2000 Sammy Sosa July
1979 Dick Tidrow July	2001 Sammy Sosa August
1979 Rick Reuschel August	2003 Mark Prior August
1980 Dave Kingman April	2003 Mark Prior September
1980 Rick Reuschel August	2004 Carlos Zambrano Sept.
1982 Bill Buckner August	2005 Derrek Lee April
1983 Mel Hall August	

PLAYER/PITCHER OF THE WEEK (WEEK ENDING DATE)

1973 Ron Santo 7/1	1989 Ryne Sandberg 8/13
1973 Billy Williams 9/9	1989 Shawn Dunston 9/17
1974 Billy Williams 6/16	1990 Ryne Sandberg 5/6
1975 Manny Trillo 4/27	1990 Andre Dawson 5/20
1975 Oscar Zamora 6/1	1990 Greg Maddux 8/5
1975 Bill Madlock 6/15	1991 Andre Dawson 4/21
1976 Steve Swisher 5/16	1991 Greg Maddux 10/6
1976 Bill Madlock 10/3	1992 Jim Bullinger 6/14
1977 Manny Trillo 5/8	1992 Ryne Sandberg 9/20
1977 Bruce Sutter 5/15	1993 Sammy Sosa 7/4
1977 Bill Buckner 8/21	1995 Sammy Sosa 8/20
1978 Bruce Sutter 7/10	1995 Sammy Sosa 9/3
1979 Bruce Sutter 4/22	1995 Mark Grace 10/1
1979 Dave Kingman 5/20	1996 Sammy Sosa 7/28
1979 Dave Kingman 7/29	1996 Brian McRae 8/18
1979 Steve Dillard 8/12	1997 Sammy Sosa 5/18
1980 Lenny Dandle 5/4	1997 Mark Clark 9/14
1981 Bill Buckner 5/3	1998 Kerry Wood 5/10
1981 Bill Buckner 9/13	1998 Sammy Sosa 6/7
1982 Larry Bowa 6/27	1998 Sammy Sosa 6/21
1982 Bill Buckner 8/22	1998 Sammy Sosa 9/12
1983 Ron Cey 5/22	2000 Jon Lieber 7/9
1983 Jody Davis 6/12	2001 Rondell White 6/10
1984 Ryne Sandberg 5/13	2001 Sammy Sosa 8/26
1984 Ryne Sandberg 6/24	2002 Matt Clement 5/27
1985 Dennis Eckersley 4/21	2002 Sammy Sosa 8/11
1985 Ryne Sandberg 6/30	2002 Moises Alou 9/8
1986 Ryne Sandberg 6/1	2003 Sammy Sosa 4/20
1987 Andre Dawson 4/26	2003 Matt Clement 8/3
1988 Andre Dawson 5/8	2003 Mark Prior 9/21
1989 Rick Sutcliffe 4/9	2005 Derrek Lee 5/1
1989 Andre Dawson 5/7	2005 Derrek Lee 5/29
1989 Mark Grace 7/23	2005 Aramis Ramirez 7/24

Cubs All-Stars

1933.....	SS Woody English, C Gabby Hartnett, P Lon Warneke
1934.....	*RF Kiki Cuyler, *C Gabby Hartnett, 2B Billy Herman, LF Chuck Klein, P Lon Warneke
1935.....	C Gabby Hartnett, *2B Billy Herman
1936.....	P Curt Davis, *RF Frank Demaree, *CF Augie Galan, *C Gabby Hartnett, *2B Billy Herman, P Lon Warneke
1937.....	1B Rip Collins, *CF Frank Demaree, *C Gabby Hartnett, *2B Billy Herman, SS Billy Jurgens (DNP)
1938.....	*3B Stan Hack, C Gabby Hartnett (DNP), *2B Billy Herman, P Bill Lee
1939.....	*3B Stan Hack, 2B Billy Herman, P Bill Lee
1940.....	P Larry French, *2B Billy Herman, CF Hank Leiber (DNP), RF Bill Nicholson
1941.....	*3B Stan Hack, CF Hank Leiber (DNP), *RF Bill Nicholson, P Claude Passeau
1942.....	P Claude Passeau
1943.....	*3B Stan Hack, *RF Bill Nicholson, P Claude Passeau (DNP)
1944.....	*1B Phil Cavarretta, 2B Don Johnson (DNP), RF Bill Nicholson
1945.....	No Game Was Played
1946.....	1B Phil Cavarretta, CF Peanuts Lowrey, *P Claude Passeau, P Johnny Schmitz (DNP)
1947.....	1B Phil Cavarretta, CF Andy Paiko
1948.....	C Clyde McCullough (DNP), *3B Andy Paiko, P Johnny Schmitz, 1B Eddie Waitkus
1949.....	CF Andy Paiko
1950.....	CF Andy Paiko, P Bob Rush (DNP), *RF Hank Sauer
1951.....	C Bruce Edwards (DNP), P Dutch Leonard (DNP)
1952.....	C Toby Atwell (DNP), P Bob Rush, *LF Hank Sauer
1953.....	LF Ralph Kiner
1954.....	3B Randy Jackson
1955.....	2B Gene Baker, *SS Ernie Banks, 3B Randy Jackson, P Sam Jones
1956.....	SS Ernie Banks (DNP)
1957.....	SS Ernie Banks
1958.....	*SS Ernie Banks, LF Walt Moryn (DNP), RF Lee Walls
1959 Game 1.....	*SS Ernie Banks, P Don Elston
1959 Game 2.....	*SS Ernie Banks
1960 Game 1.....	*SS Ernie Banks
1960 Game 2.....	*SS Ernie Banks
1961 Game 1.....	RF George Altman, 2B Don Zimmer
1961 Game 2.....	RF George Altman, SS Ernie Banks, 2B Don Zimmer (DNP)
1962 Game 1.....	1B Ernie Banks
1962 Game 2.....	RF George Altman, 1B Ernie Banks, LF Billy Williams
1963.....	P Larry Jackson, 3B Ron Santo
1964.....	P Dick Ellsworth (DNP), 3B Ron Santo (DNP), *LF Billy Williams
1965.....	*1B Ernie Banks, 3B Ron Santo, RF Billy Williams
1966.....	*3B Ron Santo
1967.....	1B Ernie Banks, P Fergie Jenkins
1968.....	*SS Don Kessinger, *3B Ron Santo, LF Billy Williams
1969.....	1B Ernie Banks, 2B Glenn Beckert, C Randy Hundley, *SS Don Kessinger, *3B Ron Santo
1970.....	*2B Glenn Beckert, LF Jim Hickman, *SS Don Kessinger
1971.....	*2B Glenn Beckert, P Fergie Jenkins, SS Don Kessinger, 3B Ron Santo
1972.....	2B Glenn Beckert, P Fergie Jenkins (DNP), *SS Don Kessinger, 3B Ron Santo, LF Billy Williams
1973.....	*3B Ron Santo, *RF Billy Williams
1974.....	SS Don Kessinger
1975.....	3B Bill Madlock
1976.....	C Steve Swisher (DNP)
1977.....	CF Jerry Morales, P Rick Reuschel, P Bruce Sutter (DNP), 2B Manny Trillo
1978.....	P Bruce Sutter
1979.....	LF Dave Kingman (DNP), P Bruce Sutter
1980.....	*LF Dave Kingman, P Bruce Sutter
1981.....	1B Bill Buckner
1982.....	CF Leon Durham (DNP)
1983.....	RF Leon Durham, P Lee Smith
1984.....	C Jody Davis, *2B Ryne Sandberg
1985.....	2B Ryne Sandberg
1985.....	2B Ryne Sandberg

HEY NOW, YOU'RE AN ALL-STAR

Ernie Banks was selected to the National League All-Star team 14 times, the highest total for a Cubs player. Ryne Sandberg ranks second in club history with 10 All-Star appearances (nine starts).

The only Cub to earn Most Valuable Player honors was Bill Madlock, who had a game-winning 2-run bases-loaded ninth-inning single off the White Sox's Rich Gossage in the 1975 contest. Madlock shared MVP honors with the New York Mets' Jon Matlack.

Six Cubs batters have hit All-Star home runs, most recently Andre Dawson in the 1991 contest off Boston's Roger Clemens. The others: Augie Galan (1936 off Detroit's Schoolboy Rowe), Hank Sauer (1952 off Cleveland's Bob Lemon), Ernie Banks (1960 off Boston's Bill Monbouquette), George Altman (1961 off Boston's Mike Fornieles) and Billy Williams (1964 off Kansas City's John Wyatt).

Cubs pitchers have earned 5 All-Star wins – Bob Rush (1952), Larry Jackson (1963), Bruce Sutter (1978 and 1979) and Lee Smith (1987). Cubs relievers have picked up 4 saves (Lon Warneke in 1936, Don Elston in 1959, Sutter in 1980 and Randy Myers in 1995). Cubs pitchers have suffered 4 All-Star losses – Bill Lee (1939), Claude Passeau (1941 and 1946) and Johnny Schmitz (1948).

Passeau is the only Cubs pitcher to start in the All-Star Game, taking the loss in the 1946 Midsummer Classic at Boston's Fenway Park.

The youngest Cubs player selected to the NL All-Star team was Greg Maddux, who was 22 years old at the 1988 Midsummer Classic in Cincinnati. As he did not participate in that contest, the nod as the youngest Cub to play in the All-Star Game goes to 23-year-old Ron Santo in 1963. The youngest Cubs pitcher to appear in an All-Star Game was 23-year-old Carlos Zambrano (2004).

The oldest Cub to play in an All-Star Game was 38-year-old Ernie Banks, who made his 13th and final All-Star appearance in the 1969 Classic in Washington, DC.

Three Cubs managers have guided the NL All-Star team – Charlie Grimm (1936 and 1946), Gabby Hartnett (1939) and Dusty Baker (2003).

Three All-Star Games have been played at Wrigley Field – in 1947, in 1962 and in 1990. The American League won all 3 games by scores of 2-1, 9-4 and 2-0.

1986.....	C Jody Davis, *2B Ryne Sandberg
1987.....	*RF Andre Dawson, *2B Ryne Sandberg, P Lee Smith, P Rick Sutcliffe
1988.....	*RF Andre Dawson, SS Shawon Dunston (DNP), 3B Vance Law, P Greg Maddux (DNP), LF Rafael Palmeiro, *2B Ryne Sandberg
1989.....	RF Andre Dawson, *2B Ryne Sandberg, P Rick Sutcliffe, P Mitch Williams
1990.....	*RF Andre Dawson, SS Shawon Dunston, *2B Ryne Sandberg
1991.....	LF George Bell, *RF Andre Dawson, *2B Ryne Sandberg
1992.....	P Greg Maddux, *2B Ryne Sandberg
1993.....	*1B Mark Grace, *2B Ryne Sandberg
1994.....	P Randy Myers
1995.....	1B Mark Grace, P Randy Myers, RF Sammy Sosa
1996.....	P Steve Trachsel
1997.....	1B Mark Grace
1998.....	RF Sammy Sosa (DNP)
1999.....	*RF Sammy Sosa
2000.....	C Joe Girardi (DNP), *RF Sammy Sosa
2001.....	P Jon Lieber, *RF Sammy Sosa
2002.....	*RF Sammy Sosa
2003.....	P Mark Prior (DNP), P Kerry Wood
2004.....	LF Moises Alou, RF Sammy Sosa, P Carlos Zambrano
2005.....	*IF Derrek Lee, *IF Aramis Ramirez

*Starter ... +Leading Votegetter ... (DNP) Indicates Did Not Play

Cubs Opening Day Lineups And Results Since 1876

() Number Of Opening Day Starts With Cubs ... *Cubs Debut

1876

April 25 - Chicago 4 @Louisville 0
 MGRAlbert Spalding
 2B*Ross Barnes (1)
 3B*Cap Anson (1)
 1B*Calvin McVey (1)
 CF*Paul Hines (1)
 P*Albert Spalding (1)
 RF*Bob Addy (1)
 C*Deacon White (1)
 LF*Johnny Peters (1)
 SS*John Glenn (1)
 CF*John Glenn (1)

1880

May 1 - Chicago 4 @Cincinnati 3
 MGRCap Anson
 LFAbner Dalrymple (2)
 CFGeorge Gore (2)
 3BNed Williamson (2)
 1BCap Anson (5)
 RF*King Kelly (1)
 P*Larry Corcoran (1)
 CSilver Flint (2)
 SS*Tom Burns (1)
 2BJoe Quest (2)

1884

May 1 - Chicago 3 @New York 15
 MGRCap Anson
 LFAbner Dalrymple (6)
 CFGeorge Gore (6)
 CKing Kelly (5)
 1BCap Anson (9)
 3BNed Williamson (6)
 SSTom Burns (5)
 2BFred Pfeffer (2)
 PLarry Corcoran (4)
 RFBilly Sunday (1)

1888

April 20 - Chicago 5 @Indianapolis 4
 MGRCap Anson
 CFJimmy Ryan (2)
 LFMarty Sullivan (2)
 RFBob Pettit (1)
 1BCap Anson (13)
 2BFred Pfeffer (6)
 SSNed Williamson (10)
 3BTom Burns (9)
 PGeorge Van Haltren (1)
 CDell Darling (1)

1892

April 12 - Chicago 14 @St. Louis 10
 MGRCap Anson
 LFWalt Wilmot (2)
 3BBill Dahlen (2)
 1BJimmy Ryan (5)
 CFCap Anson (17)
 RFSam Dungan (1)
 2B*Jimmy Canavan (1)
 SSJimmy Cooney (3)
 PAd Gumbert (2)
 CPop Schriver (1)

1896

April 16 - Chicago 4 @Louisville 2
 MGRCap Anson
 3BBill Everitt (2)
 SSBill Dahlen (6)
 CFBill Lange (4)
 RFJimmy Ryan (8)
 2BHarry Truby (1)
 1BGeorge Decker (3)
 LF*George Flynn (1)
 PDanny Friend (1)
 CMalachi Kittridge (6)

1877

May 8 - Hartford 5 @Chicago 6
 MGRAlbert Spalding
 2B*Ross Barnes (2)
 3BCap Anson (2)
 CCalvin McVey (2)
 1BAlbert Spalding (2)
 SSJohnny Peters (2)
 CF*Paul Hines (2)
 P*George Bradley (1)
 LFJohn Glenn (2)
 RF*Harry Smith (1)

1881

April 30 - Cleveland 5 @Chicago 8
 MGRCap Anson
 LFAbner Dalrymple (3)
 CFGeorge Gore (3)
 RFKing Kelly (2)
 1BCap Anson (6)
 3BNed Williamson (3)
 SSTom Burns (2)
 PLarry Corcoran (2)
 CSilver Flint (3)
 2BJoe Quest (3)

1885

April 30 - Chicago 2 @St. Louis 3
 MGRCap Anson
 LFAbner Dalrymple (7)
 CFGeorge Gore (7)
 RFKing Kelly (6)
 1BCap Anson (10)
 2BFred Pfeffer (3)
 3BNed Williamson (7)
 SSTom Burns (6)
 PLarry Corcoran (5)
 CSilver Flint (6)

1889

April 24 - Chicago 5 @Pittsburgh 8
 MGRCap Anson
 RFJimmy Ryan (3)
 CFGeorge Van Haltren (2)
 SSHugh Duffy (1)
 1BCap Anson (14)
 2BFred Pfeffer (7)
 CDuke Farrell (1)
 LFAd Gumbert (1)
 3BTom Burns (10)
 P*Bill Hutchison (1)

1893

April 27 - Chicago 1 @Cincinnati 10
 MGRCap Anson
 CF*Bob Caruthers (1)
 SSBill Dahlen (3)
 RFJimmy Ryan (6)
 1BCap Anson (18)
 LF*Bill Lange (1)
 2BGeorge Decker (1)
 3BJiggs Parrott (1)
 P*Willie McGill (1)
 CMalachi Kittridge (3)

1897

April 22 - Chicago 7 @Cincinnati 8 (10)
 MGRCap Anson
 3BBill Everitt (3)
 SSBill Dahlen (7)
 CFBill Lange (5)
 RFJimmy Ryan (9)
 1BGeorge Decker (4)
 LFWalt Thornton (1)
 2BFred Pfeffer (9)
 PClark Griffith (2)
 CMalachi Kittridge (7)

1878

May 1 - Chicago 5 @Indianapolis 4
 MGRBob Ferguson
 CF*Jack Remsen (1)
 LFJimmy Hattinan (1)
 1B*Joe Start (1)
 2BCap Anson (3)
 SS*Bob Ferguson (1)
 RF*John Cassidy (1)
 C*Bill Harbidge (1)
 3B*Frank Hankinson (1)
 P*Terry Larkin (1)

1882

May 1 - Chicago 5 @Buffalo 7
 MGRCap Anson
 LFAbner Dalrymple (4)
 CFGeorge Gore (4)
 RFKing Kelly (3)
 1BCap Anson (7)
 SSTom Burns (3)
 3BNed Williamson (4)
 PLarry Corcoran (3)
 CSilver Flint (4)
 2BJoe Quest (4)

1886

April 30 - Chicago 6 @Kansas City 5 (13)
 MGRCap Anson
 LFAbner Dalrymple (8)
 CFGeorge Gore (8)
 RFKing Kelly (7)
 1BCap Anson (11)
 2BFred Pfeffer (4)
 SSNed Williamson (8)
 3BTom Burns (7)
 PJohn Clarkson (1)
 CSilver Flint (7)

1890

April 19 - Chicago 5 @Cincinnati 4
 MGRCap Anson
 SS*Jimmy Cooney (1)
 LF*Cliff Carroll (1)
 CF*Walt Wilmot (1)
 1BCap Anson (15)
 RF*Jim Andrews (1)
 2B*Howard Earl (1)
 3BTom Burns (11)
 C*Malachi Kittridge (1)
 PBill Hutchison (2)

1894

April 20 - Chicago 6 @Cincinnati 10
 MGRCap Anson
 2BLew Camp (1)
 3BBill Dahlen (4)
 LFWalt Wilmot (3)
 RFSam Dungan (2)
 CFBill Lange (1)
 1BGeorge Decker (2)
 SSCharlie Irwin (1)
 PBill Hutchison (3)
 CMalachi Kittridge (4)

1898

April 15 - Chicago 2 @St. Louis 1
 MGRTom Burns
 RF*Matt Kilroy (1)
 CFBill Lange (6)
 SSBill Dahlen (8)
 1BBill Everitt (4)
 LFJimmy Ryan (10)
 3BBarry McCormick (1)
 2BJim Connor (1)
 CTim Donahue (1)
 PClark Griffith (3)

1879

May 1 - Syracuse 3 @Chicago 4
 MGRCap Anson
 LF*Abner Dalrymple (1)
 CF*George Gore (1)
 1BCap Anson (4)
 RF*Orator Shaffer (1)
 SSJohnny Peters (3)
 2B*Joe Quest (1)
 PTerry Larkin (2)
 3B*Ned Williamson (1)
 C*Silver Flint (1)

1883

May 1 - Chicago 7 @Detroit 4
 MGRCap Anson
 LFAbner Dalrymple (5)
 CFGeorge Gore (5)
 RFKing Kelly (4)
 3BNed Williamson (5)
 1BCap Anson (8)
 2BTom Burns (4)
 CSilver Flint (5)
 PFred Goldsmith (1)
 SS*Fred Pfeffer (1)

1887

April 30 - Chicago 2 @Pittsburgh 6
 MGRCap Anson
 CFBilly Sunday (2)
 LFJimmy Ryan (1)
 RF*Marty Sullivan (1)
 1BCap Anson (12)
 2BFred Pfeffer (5)
 SSNed Williamson (9)
 3BTom Burns (8)
 C*Tom Daly (1)
 PJohn Clarkson (2)

1891

April 22 - Chicago 7 @Pittsburgh 6 (10)
 MGRCap Anson
 LFJimmy Ryan (4)
 SSJimmy Cooney (2)
 3B*Bill Dahlen (1)
 1BCap Anson (16)
 RFCliff Carroll (2)
 2BFred Pfeffer (8)
 PPat Luby (1)
 CMalachi Kittridge (2)
 CFElmer Foster (1)

1895

April 18 - Chicago 10 @St. Louis 7
 MGRCap Anson
 RFJimmy Ryan (7)
 SSBill Dahlen (5)
 LFWalt Wilmot (4)
 1BCap Anson (19)
 CFBill Lange (3)
 3B*Bill Everitt (1)
 2B*Ace Stewart (1)
 CMalachi Kittridge (5)
 PClark Griffith (1)

1899

April 14 - Chicago 15 @Louisville 1
 MGRTom Burns
 CFJimmy Ryan (11)
 RF*Danny Green (1)
 3BHarry Wolverton (1)
 LFBill Lange (7)
 1BBill Everitt (5)
 SS*Gene DeMontreville (1)
 2BBarry McCormick (2)
 CTim Donahue (2)
 PClark Griffith (4)

1900

April 19 - Chicago 13 @Cincinnati 10
 MGR.....Tom Loftus
 LF.....Jimmy Ryan (12)
 2B.....*Cupid Childs (1)
 CF.....Sam Mertes (1)
 RF.....*Jack McCarthy (1)
 1B.....Bill Everitt (6)
 3B.....Harry Wolverton (2)
 SS.....*Billy Clingman (1)
 C.....Tim Donahue (3)
 P.....Clark Griffith (5)

1904

April 14 - Cubs 2 @Cincinnati 3
 MGR.....Frank Selee
 CF.....Jimmy Slagle (3)
 3B.....Doc Casey (1)
 1B.....Frank Chance (2)
 LF.....Jack McCarthy (2)
 RF.....Joe Tinker (3)
 SS.....Davy Jones (2)
 2B.....Johnny Evers (2)
 C.....Johnny Kling (3)
 P.....Jake Weimer (1)

1908

April 14 - Cubs 6 @Cincinnati 5
 MGR.....Frank Chance
 CF.....Jimmy Slagle (7)
 LF.....Jimmy Sheppard (3)
 RF.....Wildfire Schulte (3)
 1B.....Frank Chance (5)
 3B.....*Harry Steinfield (3)
 2B.....Johnny Evers (6)
 SS.....Joe Tinker (6)
 C.....Johnny Kling (6)
 P.....Orval Overall (2)

1912

April 11 - Cubs 6 @Cincinnati 10
 MGR.....Frank Chance
 2B.....Johnny Evers (9)
 LF.....Jimmy Sheppard (6)
 RF.....Wildfire Schulte (6)
 1B.....Frank Chance (9)
 3B.....*Ed Lennox (1)
 CF.....Solly Hofman (5)
 SS.....Joe Tinker (10)
 C.....Jimmy Archer (2)
 P.....King Cole (1)

1916

April 12 - Cubs 7 @Cincinnati 1
 MGR.....Joe Tinker
 SS.....Eddie Mulligan (1)
 RF.....*Max Flack (1)
 CF.....Cy Williams (2)
 3B.....Heinie Zimmerman (6)
 1B.....Vic Saier (3)
 LF.....Les Mann (1)
 2B.....*Steve Yerkes (1)
 C.....Jimmy Archer (6)
 P.....George McConnell (1)

1920

April 14 - Cubs 3 @Cincinnati 7
 MGR.....Fred Mitchell
 RF.....Max Flack (5)
 SS.....Charlie Hollocher (3)
 2B.....Buck Herzog (1)
 1B.....Turner Barber (1)
 CF.....Dode Paskert (3)
 3B.....Charlie Deal (3)
 LF.....*Babe Twombly (1)
 C.....Bill Killefer (3)
 P.....Grover Alexander (2)

1901

April 19 - Chicago 8 @St. Louis 7
 MGR.....Tom Loftus
 2B.....Cupid Childs (2)
 LF.....*Topsy Hartsel (1)
 RF.....Cozy Dolan (1)
 CF.....Danny Green (2)
 1B.....*Jack Doyle (1)
 3B.....*Jim Delahanty (1)
 SS.....Barry McCormick (3)
 C.....Johnny Kling (1)
 P.....Jack Taylor (1)

1905

April 14 - Cubs 6 @St. Louis 1
 MGR.....Frank Selee
 3B.....Doc Casey (2)
 RF.....*Bill Maloney (1)
 1B.....Shad Barry (1)
 CF.....Jack McCarthy (3)
 LF.....Jimmy Slagle (4)
 SS.....Joe Tinker (4)
 2B.....Johnny Evers (3)
 C.....Johnny Kling (4)
 P.....Carl Lundgren (1)

1909

April 14 - St. Louis 1 @Cubs 3
 MGR.....Frank Chance
 CF.....*George Browne (1)
 LF.....Jimmy Sheppard (4)
 1B.....Frank Chance (6)
 3B.....Harry Steinfield (4)
 SS.....Joe Tinker (7)
 RF.....Solly Hofman (2)
 2B.....Heinie Zimmerman (1)
 C.....Pat Moran (2)
 P.....Orval Overall (3)

1913

April 12 - St. Louis 5 @Cubs 3
 MGR.....Johnny Evers
 CF.....*Otis Clymer (1)
 RF.....Wildfire Schulte (7)
 LF.....*Mike Mitchell (1)
 3B.....Heinie Zimmerman (3)
 1B.....Jimmy Archer (3)
 2B.....Johnny Evers (10)
 SS.....*Al Bridwell (1)
 C.....Roger Bresnahan (1)
 P.....Jimmy Lavender (1)

1917

April 11 - Pittsburgh 3 @Cubs 5
 MGR.....Fred Mitchell
 LF.....Max Flack (2)
 RF.....*Harry Wolter (1)
 CF.....Cy Williams (3)
 3B.....Charlie Deal (1)
 1B.....Vic Saier (4)
 2B.....Larry Doyle (1)
 SS.....Chuck Wortman (1)
 C.....Rowdy Elliott (1)
 P.....Hippo Vaughn (2)

1921

April 13 - St. Louis 2 @Cubs 5
 MGR.....Johnny Evers
 RF.....Max Flack (6)
 SS.....Charlie Hollocher (4)
 2B.....Zeb Terry (1)
 1B.....*Ray Grimes (1)
 CF.....*George Malsel (1)
 LF.....Turner Barber (2)
 3B.....Charlie Deal (4)
 C.....Bob O'Farrell (1)
 P.....Grover Alexander (3)

1902

April 17 - Cubs 6 @Cincinnati 1
 MGR.....Frank Selee
 CF.....*Jimmy Slagle (1)
 LF.....*Dakin Miller (1)
 3B.....Charlie Dexter (1)
 RF.....*Bunk Congalton (1)
 C.....Frank Chance (1)
 2B.....*Bobby Lowe (1)
 1B.....*Hal O'Hagen (1)
 SS.....*Joe Tinker (1)
 P.....Jack Taylor (2)

1906

April 12 - Cubs 7 @Cincinnati 2
 MGR.....Frank Chance
 CF.....Jimmy Slagle (5)
 LF.....*Jimmy Sheppard (1)
 RF.....Wildfire Schulte (1)
 1B.....Frank Chance (3)
 3B.....*Harry Steinfield (1)
 SS.....Joe Tinker (5)
 2B.....Johnny Evers (4)
 C.....Johnny Kling (5)
 P.....Carl Lundgren (2)

1910

April 14 - Cubs 0 @Cincinnati 1 (10)
 MGR.....Frank Chance
 2B.....Johnny Evers (7)
 LF.....*Ginger Beaumont (1)
 RF.....Wildfire Schulte (4)
 1B.....Frank Chance (7)
 3B.....*Harry Steinfield (5)
 CF.....Solly Hofman (3)
 SS.....Joe Tinker (8)
 C.....Jimmy Archer (1)
 P.....Orval Overall (4)

1914

April 14 - Cubs 1 @Cincinnati 10
 MGR.....Hank O'Day
 3B.....Tommy Leach (1)
 RF.....Wilbur Good (1)
 2B.....Bill Sweeney (1)
 SS.....Heinie Zimmerman (4)
 LF.....Wildfire Schulte (8)
 1B.....Vic Saier (1)
 CF.....*Jimmy Johnston (1)
 C.....Jimmy Archer (4)
 P.....Larry Cheney (1)

1918

April 16 - Cubs 2 @St. Louis 4
 MGR.....Fred Mitchell
 SS.....*Charlie Hollocher (1)
 RF.....Max Flack (3)
 LF.....Les Mann (2)
 CF.....*Dode Paskert (1)
 1B.....Fred Merkle (1)
 2B.....*Pete Kilduff (1)
 3B.....Charlie Deal (2)
 C.....Bill Killefer (1)
 P.....*Grover Alexander (1)

1922

April 12 - Cubs 7 @Cincinnati 3
 MGR.....Bill Killefer
 CF.....Jigger Statz (1)
 SS.....Charlie Hollocher (5)
 3B.....John Kelleher (1)
 1B.....Ray Grimes (2)
 RF.....Barney Friberg (1)
 LF.....*Hack Miller (1)
 2B.....*Warty Krug (1)
 C.....*Gabby Hartnett (1)
 P.....Grover Alexander (4)

1903

April 16 - Cubs 1 @St. Louis 2
 MGR.....Frank Selee
 RF.....Davy Jones (1)
 LF.....Jimmy Slagle (2)
 C.....Johnny Kling (2)
 CF.....John Dobbis (1)
 3B.....Joe Tinker (2)
 SS.....Johnny Evers (1)
 2B.....Bobby Lowe (2)
 1B.....*Bill Hanton (1)
 P.....Jack Taylor (3)

1907

April 11 - St. Louis 1 @Cubs 6
 MGR.....Frank Chance
 CF.....Jimmy Slagle (6)
 LF.....Jimmy Sheppard (2)
 RF.....Wildfire Schulte (2)
 1B.....Frank Chance (4)
 3B.....*Harry Steinfield (1)
 SS.....Solly Hofman (2)
 2B.....Johnny Evers (5)
 C.....Pat Moran (1)
 P.....Orval Overall (1)

1911

April 12 - St. Louis 3 @Cubs 3 (11)
 MGR.....Frank Chance
 2B.....Johnny Evers (8)
 LF.....Jimmy Sheppard (5)
 CF.....Solly Hofman (4)
 1B.....Frank Chance (8)
 RF.....Wildfire Schulte (5)
 3B.....Heinie Zimmerman (2)
 SS.....Joe Tinker (9)
 C.....Johnny Kling (7)
 P.....Ed Reulbach (1)

1915

April 14 - St. Louis 2 @Cubs 7
 MGR.....Roger Bresnahan
 RF.....Wilbur Good (2)
 SS.....Bob Fisher (1)
 2B.....Wildfire Schulte (9)
 LF.....Heinie Zimmerman (5)
 1B.....Vic Saier (2)
 CF.....Cy Williams (1)
 C.....Jimmy Archer (5)
 2B.....Art Phelan (1)
 P.....Hippo Vaughn (1)

1919

April 24 - Pittsburgh 1 @Cubs 5
 MGR.....Fred Mitchell
 RF.....Max Flack (4)
 SS.....Charlie Hollocher (2)
 LF.....Les Mann (3)
 CF.....Dode Paskert (2)
 1B.....Fred Merkle (2)
 2B.....Charlie Pick (1)
 3B.....*Pete Kilduff (2)
 C.....Bill Killefer (2)
 P.....Hippo Vaughn (3)

1923

April 17 - Pittsburgh 3 @Cubs 2
 MGR.....Bill Killefer
 CF.....Jigger Statz (2)
 RF.....Cliff Heathcote (1)
 2B.....George Grantham (1)
 1B.....Ray Grimes (3)
 3B.....Barney Friberg (2)
 LF.....*Hack Miller (2)
 SS.....John Kelleher (2)
 C.....Bob O'Farrell (2)
 P.....Tiny Osborne (1)

CUBS ON OPENING DAY

Overall Opening Day Record (Since 1876): 72-56-2
 Record In Home Openers: 75-56-2

Record in Road Openers: 74-56
 Record in Wrigley Field Openers (Since 1916): 49-40-1

1924

April 15 — Cubs 5 @ St. Louis 6
 MGR.....Bill Killefer
 CF.....Jigger Statz (3)
 SS.....Sparky Adams (1)
 2B.....George Grantham (2)
 1B.....Ray Grimes (4)
 3B.....Barney Friberg (3)
 LF.....Hack Miller (3)
 RF.....Otto Vogel (1)
 C.....Bob O'Farrell (3)
 P.....Vic Aldridge (1)

1928

April 11 — Cubs 1 @ Cincinnati 5
 MGR.....Joe McCarthy
 SS.....Woody English (1)
 2B.....Freddie Maguire (1)
 RF.....Kiki Cuyler (1)
 CF.....Hack Wilson (3)
 LF.....Riggs Stephenson (2)
 1B.....Charlie Grimm (4)
 3B.....Gabby Hartnett (4)
 C.....Johnny Butler (1)
 P.....Charlie Root (2)

1932

April 12 — Cubs 4 @ Cincinnati 5
 MGR.....Rogers Hornsby
 3B.....Stan Hack (1)
 2B.....Billy Herman (1)
 CF.....Kiki Cuyler (5)
 RF.....Vince Barton (1)
 LF.....Riggs Stephenson (6)
 C.....Gabby Hartnett (7)
 1B.....Charlie Grimm (8)
 SS.....Billy Jurgas (1)
 P.....Charlie Root (5)

1936

April 14 — Cubs 12 @ St. Louis 7
 MGR.....Charlie Grimm
 CF.....Augie Galan (2)
 2B.....Billy Herman (5)
 RF.....Chuck Klein (3)
 C.....Gabby Hartnett (11)
 LF.....Frank Demaree (2)
 1B.....Charlie Grimm (12)
 3B.....Stan Hack (2)
 SS.....Billy Jurgas (5)
 P.....Lon Warneke (4)

1940

April 16 — Cubs 1 @ Cincinnati 2
 MGR.....Gabby Hartnett
 3B.....Stan Hack (6)
 2B.....Billy Herman (9)
 CF.....Augie Galan (4)
 RF.....Hank Leiber (2)
 LF.....Dom Dallessandro (1)
 1B.....Rip Russell (1)
 C.....Al Todd (1)
 SS.....Bobby Sturgeon (1)
 P.....Bill Lee (2)

1944

April 18 — Cubs 3 @ Cincinnati 0
 MGR.....Jimmy Wilson
 2B.....Don Johnson (1)
 1B.....Phil Cavarretta (5)
 RF.....Bill Nicholson (4)
 LF.....Ival Goodman (1)
 CF.....Andy Paiko (1)
 3B.....Tony York (1)
 SS.....Bill Schuster (1)
 C.....Billy Holm (1)
 P.....Hank Wyse (1)

1925

April 14 — Pittsburgh 2 @ Cubs 8
 MGR.....Bill Killefer
 SS.....Ike McAuley (1)
 RF.....Cliff Heathcote (2)
 2B.....Sparky Adams (2)
 C.....Gabby Hartnett (2)
 3B.....Barney Friberg (4)
 CF.....Hack Miller (4)
 LF.....Jigger Statz (4)
 1B.....Charlie Grimm (1)
 P.....Grover Alexander (5)

1929

April 16 — Pittsburgh 4 @ Cubs 3
 MGR.....Joe McCarthy
 SS.....Woody English (2)
 3B.....Clyde Beck (1)
 RF.....Kiki Cuyler (2)
 2B.....Rogers Hornsby (5)
 CF.....Hack Wilson (4)
 LF.....Riggs Stephenson (3)
 1B.....Charlie Grimm (5)
 C.....Mike Gonzalez (2)
 P.....Charlie Root (3)

1933

April 12 — St. Louis 0 @ Cubs 3
 MGR.....Charlie Grimm
 2B.....Billy Herman (2)
 3B.....Woody English (5)
 RF.....Babe Herman (1)
 LF.....Riggs Stephenson (7)
 CF.....Frank Demaree (1)
 1B.....Charlie Grimm (9)
 SS.....Billy Jurgas (2)
 C.....Gabby Hartnett (8)
 P.....Lon Warneke (1)

1937

April 20 — Pittsburgh 5 @ Cubs 0
 MGR.....Charlie Grimm
 LF.....Augie Galan (3)
 2B.....Billy Herman (6)
 CF.....Phil Cavarretta (1)
 1B.....Ripper Collins (4)
 RF.....Frank Demaree (3)
 C.....Ken O'Dea (1)
 3B.....Stan Hack (3)
 SS.....Billy Jurgas (6)
 P.....Larry French (1)

1941

April 15 — Pittsburgh 4 @ Cubs 7
 MGR.....Jimmy Wilson
 3B.....Stan Hack (7)
 1B.....Eddie Waitkus (1)
 CF.....Dom Dallessandro (2)
 RF.....Bill Nicholson (1)
 LF.....Lou Novikoff (1)
 2B.....Billy Herman (10)
 SS.....Lou Stringer (1)
 C.....Clyde McCullough (1)
 P.....Claude Passeau (1)

1945

April 17 — St. Louis 2 @ Cubs 3
 MGR.....Charlie Grimm
 3B.....Stan Hack (10)
 SS.....Lennie Merullo (2)
 1B.....Phil Cavarretta (6)
 RF.....Bill Nicholson (5)
 LF.....Ed Sauer (1)
 CF.....Andy Paiko (2)
 2B.....Don Johnson (2)
 C.....Mickey Livingston (1)
 P.....Paul Derringer (2)

1926

April 13 — Cubs 6 @ Cincinnati 7 (10)
 MGR.....Joe McCarthy
 2B.....Sparky Adams (3)
 RF.....Cliff Heathcote (3)
 LF.....Joe Munson (1)
 CF.....Hack Wilson (1)
 3B.....Howard Freigau (1)
 1B.....Charlie Grimm (2)
 SS.....Jimmy Cooney (4)
 C.....Gabby Hartnett (3)
 P.....Wilbur Cooper (1)

1930

April 15 — Cubs 9 @ St. Louis 8
 MGR.....Joe McCarthy
 SS.....Woody English (3)
 3B.....Footsie Blair (1)
 2B.....Rogers Hornsby (2)
 CF.....Hack Wilson (5)
 RF.....Kiki Cuyler (3)
 LF.....Riggs Stephenson (4)
 1B.....Charlie Grimm (6)
 C.....Gabby Hartnett (5)
 P.....Sheriff Blake (1)

1934

April 17 — Cubs 6 @ Cincinnati 0
 MGR.....Charlie Grimm
 3B.....Woody English (6)
 2B.....Billy Herman (3)
 LF.....Chuck Klein (1)
 RF.....Babe Herman (2)
 CF.....Tuck Stainback (1)
 1B.....Charlie Grimm (10)
 SS.....Billy Jurgas (3)
 C.....Gabby Hartnett (9)
 P.....Lon Warneke (2)

1938

April 19 — Cubs 8 @ Cincinnati 7
 MGR.....Charlie Grimm
 3B.....Stan Hack (4)
 2B.....Billy Herman (7)
 1B.....Ripper Collins (2)
 RF.....Frank Demaree (4)
 CF.....Joe Marty (1)
 LF.....Coaker Triplett (1)
 SS.....Billy Jurgas (7)
 C.....Gabby Hartnett (12)
 P.....Clay Bryant (1)

1942

April 14 — Cubs 5 @ St. Louis 4
 MGR.....Jimmy Wilson
 3B.....Stan Hack (8)
 CF.....Charlie Gilbert (1)
 RF.....Bill Nicholson (2)
 LF.....Dom Dallessandro (2)
 1B.....Phil Cavarretta (3)
 C.....Clyde McCullough (2)
 2B.....Lou Stringer (2)
 SS.....Bobby Sturgeon (2)
 P.....Claude Passeau (2)

1946

April 16 — Cubs 4 @ Cincinnati 3
 MGR.....Charlie Grimm
 3B.....Stan Hack (11)
 2B.....Don Johnson (3)
 LF.....Peanuts Lowrey (1)
 1B.....Phil Cavarretta (7)
 CF.....Andy Paiko (3)
 RF.....Mary Rickert (1)
 C.....Mickey Livingston (2)
 SS.....Al Glosop (1)
 P.....Claude Passeau (3)

1927

April 12 — St. Louis 1 @ Cubs 10
 MGR.....Joe McCarthy
 2B.....Sparky Adams (4)
 RF.....Cliff Heathcote (4)
 LF.....Earl Webb (1)
 CF.....Hack Wilson (2)
 3B.....Riggs Stephenson (1)
 1B.....Charlie Grimm (3)
 C.....Mike Gonzalez (1)
 SS.....Jimmy Cooney (5)
 P.....Charlie Root (1)

1931

April 14 — Pittsburgh 2 @ Cubs 6
 MGR.....Rogers Hornsby
 RF.....Kiki Cuyler (4)
 SS.....Woody English (4)
 2B.....Rogers Hornsby (3)
 CF.....Hack Wilson (6)
 LF.....Riggs Stephenson (5)
 C.....Gabby Hartnett (6)
 3B.....Les Bell (1)
 1B.....Charlie Grimm (7)
 P.....Charlie Root (4)

1935

April 16 — St. Louis 3 @ Cubs 4
 MGR.....Charlie Grimm
 LF.....Augie Galan (1)
 2B.....Billy Herman (4)
 CF.....Kiki Cuyler (6)
 3B.....Freddie Lindstrom (1)
 RF.....Chuck Klein (2)
 1B.....Charlie Grimm (11)
 C.....Gabby Hartnett (10)
 SS.....Billy Jurgas (4)
 P.....Lon Warneke (3)

1939

April 21 — Cubs 4 @ St. Louis 2
 MGR.....Gabby Hartnett
 3B.....Stan Hack (5)
 2B.....Billy Herman (8)
 LF.....Jim Gleason (1)
 CF.....Hank Leiber (1)
 RF.....Joe Marty (2)
 1B.....Phil Cavarretta (2)
 C.....Gus Mancuso (1)
 SS.....Dick Bartell (1)
 P.....Bill Lee (1)

1943

April 21 — Pittsburgh 6 @ Cubs 0
 MGR.....Jimmy Wilson
 3B.....Stan Hack (9)
 2B.....Eddie Stanky (1)
 RF.....Bill Nicholson (3)
 1B.....Heinz Becker (1)
 LF.....Dom Dallessandro (4)
 CF.....Phil Cavarretta (4)
 SS.....Lennie Merullo (1)
 C.....Clyde McCullough (3)
 P.....Paul Derringer (1)

1947

April 15 — Pittsburgh 1 @ Cubs 0
 MGR.....Charlie Grimm
 3B.....Stan Hack (12)
 1B.....Eddie Waitkus (2)
 CF.....Andy Paiko (4)
 LF.....Phil Cavarretta (8)
 RF.....Bill Nicholson (6)
 C.....Bob Scheffing (1)
 2B.....Don Johnson (4)
 SS.....Lennie Merullo (3)
 P.....Hank Borowy (1)

**MOST OPENING
 DAY STARTS**

Pitcher: 7, Fergie Jenkins (year of last start — 1983)

Catcher: 12, Gabby Hartnett (1938)

First Base: 16, Cap Anson (1895) ... since 1900 — 12, Charlie Grimm (1936)/Mark Grace (2000)

1948

April 20 - Cubs 2 @Pittsburgh 3
 MGR.....Charlie Grimm
 ZB.....Phil Cavarretta
 1B.....Eddie Waitkus (1)
 CF.....Hal Jeffcoat (3)
 3B.....Andy Pafko (5)
 LF.....Phil Cavarretta (9)
 RF.....Bill Nicholson (7)
 C.....Clyde McCullough (4)
 SS.....Roy Smalley (1)
 P.....Russ Meyer (1)

1952

April 15 - Cubs 6 @Cincinnati 5 (10)
 MGR.....Phil Cavarretta
 ZB.....Eddie Miksis (1)
 1B.....Dee Fondy (2)
 RF.....Frankie Baumholtz (2)
 LF.....Hank Sauer (3)
 3B.....Randy Jackson (1)
 C.....Toby Atwell (1)
 CF.....Hal Jeffcoat (4)
 SS.....Roy Smalley (5)
 P.....Paul Minner (1)

1956

April 17 - Cubs 0 @Milwaukee 6
 MGR.....Stan Hack
 ZB.....Don Hoak (1)
 ZF.....Gene Baker (3)
 CF.....Gale Wade (2)
 SS.....Ernie Banks (3)
 RF.....Walt Moryn (1)
 LF.....Monte Irvin (1)
 1B.....Dee Fondy (6)
 C.....Hobie Landrith (1)
 P.....Bob Rush (3)

1960

April 12 - Cubs 2 @Los Angeles 3 (11)
 MGR.....Charlie Grimm
 CF.....Richie Ashburn (1)
 ZB.....Tony Taylor (3)
 RF.....Bob Will (2)
 SS.....Ernie Banks (7)
 LF.....Frank Thomas (1)
 1B.....George Altman (2)
 3B.....Don Zimmer (1)
 C.....Cal Neeman (3)
 P.....Bob Anderson (2)

1964

April 14 - Cubs 8 @Pittsburgh 4 (10)
 MGR.....Leo Durocher
 ZB.....Jimmy Stewart (1)
 RF.....Lou Brock (3)
 LF.....Billy Williams (4)
 3B.....Ron Santo (4)
 1B.....Ernie Banks (11)
 SS.....Andre Rodgers (3)
 CF.....Billy Cowan (1)
 C.....Dick Bertell (2)
 P.....Larry Jackson (2)

1968

April 10 - Cubs 4 @Cincinnati 9
 MGR.....Leo Durocher
 RF.....Lou Johnson (1)
 SS.....Don Kessinger (3)
 LF.....Billy Williams (8)
 3B.....Ron Santo (8)
 1B.....Ernie Banks (15)
 C.....Randy Hundley (2)
 ZB.....Jose Arcia (1)
 CF.....Adolfo Phillips (2)
 P.....Joe Niekro (1)

1949

April 19 - Pittsburgh 1 @Cubs 0
 MGR.....Charlie Grimm
 LF.....Harry Walker (1)
 3B.....Frankie Gustine (1)
 1B.....Phil Cavarretta (10)
 CF.....Andy Pafko (6)
 C.....Bob Scheffing (2)
 RF.....Hal Jeffcoat (2)
 SS.....Roy Smalley (2)
 ZB.....Emil Verban (1)
 P.....Dutch Leonard (1)

1953

April 14 - Cincinnati 2 @Cubs 3
 MGR.....Phil Cavarretta
 SS.....Eddie Miksis (2)
 RF.....Frankie Baumholtz (3)
 1B.....Dee Fondy (3)
 ZB.....Bill Serena (3)
 CF.....Preston Ward (2)
 3B.....Randy Jackson (2)
 C.....Clyde McCullough (5)
 LF.....Gene Hermanski (1)
 P.....Bob Rush (1)

1957

April 16 - Milwaukee 4 @Cubs 1
 MGR.....Bob Scheffing
 1B.....Dee Fondy (7)
 ZB.....Casey Wise (1)
 CF.....Bob Will (1)
 SS.....Ernie Banks (4)
 3B.....Gene Baker (4)
 LF.....Jim Bolger (1)
 RF.....Walt Moryn (2)
 C.....Cal Neeman (1)
 P.....Bob Rush (4)

1961

April 11 - Cubs 1 @Cincinnati 7
 MGR.....Vedie Himsel
 LF.....Richie Ashburn (2)
 ZB.....Don Zimmer (2)
 RF.....Billy Williams (1)
 SS.....Ernie Banks (8)
 3B.....Ron Santo (1)
 CF.....Al Heist (1)
 1B.....Andre Rodgers (1)
 C.....Moe Thacker (1)
 P.....Glen Hobbie (1)

1965

April 12 - St. Louis 10 @Cubs 10 (11)
 MGR.....Bob Kennedy
 ZB.....Glenn Beckert (1)
 SS.....Roberto Pena (1)
 CF.....Billy Williams (5)
 3B.....Ron Santo (5)
 LF.....George Altman (4)
 1B.....Ernie Banks (12)
 RF.....Doug Clemens (1)
 C.....Dick Bertell (3)
 P.....Larry Jackson (3)

1969

April 8 - Philadelphia 6 @Cubs 7 (11)
 MGR.....Leo Durocher
 SS.....Don Kessinger (4)
 ZB.....Glenn Beckert (4)
 LF.....Billy Williams (9)
 3B.....Ron Santo (9)
 1B.....Ernie Banks (16)
 C.....Randy Hundley (3)
 RF.....Jim Hickman (1)
 CF.....Don Young (1)
 P.....Fergie Jenkins (2)

1950

April 18 - Cubs 9 @Cincinnati 6
 MGR.....Frankie Frisch
 ZB.....Wayne Terwilliger (1)
 RF.....Hal Jeffcoat (3)
 1B.....Preston Ward (1)
 LF.....Hank Sauer (1)
 CF.....Andy Pafko (7)
 3B.....Bill Serena (1)
 SS.....Roy Smalley (3)
 C.....Mickey Owen (1)
 P.....Johnny Schmitz (1)

1954

April 13 - Cubs 13 @St. Louis 4
 MGR.....Stan Hack
 CF.....Bobby Talbot (1)
 1B.....Dee Fondy (4)
 LF.....Ralph Kiner (1)
 RF.....Hank Sauer (4)
 3B.....Randy Jackson (3)
 SS.....Ernie Banks (1)
 ZB.....Gene Baker (1)
 C.....Clyde McCullough (6)
 P.....Paul Minner (2)

1958

April 15 - Cubs 4 @St. Louis 0
 MGR.....Bob Scheffing
 ZB.....Tony Taylor (1)
 RF.....Lee Walls (1)
 SS.....Ernie Banks (5)
 LF.....Walt Moryn (3)
 CF.....Bobby Thomson (1)
 1B.....Dale Long (1)
 3B.....John Goryl (1)
 C.....Cal Neeman (2)
 P.....Jim Brosnan (1)

1962

April 10 - Cubs 2 @Houston 11
 MGR.....Elvin Tappe
 CF.....Lou Brock (1)
 ZB.....Ken Hubbs (1)
 LF.....Billy Williams (2)
 1B.....Ernie Banks (9)
 RF.....George Altman (3)
 3B.....Ron Santo (2)
 SS.....Elder White (1)
 C.....Cuno Barragan (1)
 P.....Don Cardwell (1)

1966

April 12 - Cubs 1 @San Francisco 9
 MGR.....Leo Durocher
 CF.....Ty Cline (1)
 ZB.....Glenn Beckert (2)
 RF.....Billy Williams (6)
 3B.....Ron Santo (6)
 LF.....George Altman (5)
 1B.....Ernie Banks (13)
 C.....Randy Hundley (1)
 SS.....Don Kessinger (1)
 P.....Larry Jackson (4)

1970

April 7 - Cubs 0 @Philadelphia 2
 MGR.....Leo Durocher
 SS.....Don Kessinger (5)
 ZB.....Glenn Beckert (5)
 LF.....Billy Williams (10)
 3B.....Ron Santo (10)
 1B.....Ernie Banks (17)
 RF.....Johnny Callison (1)
 CF.....Jim Hickman (2)
 C.....J.C. Martin (1)
 P.....Fergie Jenkins (3)

1951

April 17 - Cincinnati 3 @Cubs 8
 MGR.....Frankie Frisch
 ZB.....Wayne Terwilliger (2)
 RF.....Frankie Baumholtz (1)
 LF.....Hank Sauer (2)
 3B.....Bill Serena (2)
 CF.....Andy Pafko (8)
 1B.....Dee Fondy (1)
 SS.....Roy Smalley (4)
 C.....Rube Walker (1)
 P.....Frank Hiller (1)

1955

April 11 - Cubs 7 @Cincinnati 5
 MGR.....Stan Hack
 CF.....Gale Wade (1)
 ZB.....Gene Baker (2)
 RF.....Frankie Baumholtz (4)
 LF.....Hank Sauer (5)
 3B.....Randy Jackson (4)
 SS.....Ernie Banks (2)
 1B.....Dee Fondy (5)
 C.....Harry Chiti (1)
 P.....Bob Rush (2)

1959

April 11 - Los Angeles 1 @Cubs 6
 MGR.....Bob Scheffing
 ZB.....Tony Taylor (2)
 CF.....George Altman (1)
 SS.....Ernie Banks (6)
 LF.....Walt Moryn (4)
 3B.....Earl Averill (1)
 1B.....Dale Long (2)
 RF.....Bobby Thomson (2)
 C.....Sammy Taylor (1)
 P.....Bob Anderson (1)

1963

April 9 - Los Angeles 5 @Cubs 1
 MGR.....Bob Kennedy
 CF.....Don Landrum (1)
 SS.....Andre Rodgers (2)
 LF.....Billy Williams (3)
 3B.....Ron Santo (3)
 1B.....Ernie Banks (10)
 RF.....Lou Brock (2)
 ZB.....Ken Hubbs (2)
 C.....Dick Bertell (1)
 P.....Larry Jackson (1)

1967

April 11 - Philadelphia 2 @Cubs 4
 MGR.....Leo Durocher
 SS.....Don Kessinger (2)
 ZB.....Glenn Beckert (3)
 LF.....Billy Williams (7)
 3B.....Ron Santo (7)
 1B.....Ernie Banks (14)
 RF.....Lee Thomas (1)
 C.....Dick Bertell (4)
 CF.....Adolfo Phillips (1)
 P.....Fergie Jenkins (1)

1971

April 6 - St. Louis 1 @Cubs 2 (10)
 MGR.....Leo Durocher
 SS.....Don Kessinger (6)
 ZB.....Glenn Beckert (6)
 LF.....Billy Williams (11)
 3B.....Ron Santo (11)
 1B.....Joe Peppitone (1)
 RF.....Johnny Callison (2)
 CF.....Jose Ortiz (1)
 C.....Ken Rudolph (1)
 P.....Fergie Jenkins (4)

**MOST OPENING
 DAY STARTS**

Second Base: 13, Ryne Sandberg (year of last start - 1997) Shortstop: 11, Shawn Dunston (1997)
 Third Base: 13, Ron Santo (1973) Leftfield: 10, Billy Williams (1997)

1972

April 15 – Philadelphia 4 @Cubs 2
 MGR.....Leo Durocher
 RF.....*Jose Cardenal (1)
 2B.....Glenn Beckert (7)
 LF.....Billy Williams (12)
 3B.....Ron Santo (12)
 1B.....Joe Pepitone (2)
 C.....Randy Hundley (4)
 CF.....*Rick Monday (1)
 SS.....Don Kessinger (7)
 P.....Fergie Jenkins (5)

1976

April 9 – Cubs 0 @St. Louis 5
 MGR.....Jim Marshall
 CF.....Rick Monday (5)
 LF.....Jose Cardenal (5)
 3B.....Bill Madlock (3)
 RF.....Jerry Morales (3)
 1B.....Andre Thornton (1)
 2B.....Manny Trillo (2)
 C.....Steve Swisher (2)
 SS.....Dave Rosello (1)
 P.....Ray Burris (1)

1980

April 10 – Cubs 2 @New York 5
 MGR.....Preston Gomez
 2B.....*Lenny Randle (1)
 SS.....Ivan DeJesus (4)
 1B.....Bill Buckner (3)
 LF.....Dave Kingman (3)
 RF.....Ken Henderson (1)
 3B.....Steve Ontiveros (4)
 CF.....*Carlos Lezcano (1)
 C.....Tim Blackwell (1)
 P.....Rick Reuschel (3)

1984

April 3 – Cubs 5 @San Francisco 3
 MGR.....Jim Frey
 CF.....*Bobby Dernier (1)
 2B.....Ryne Sandberg (3)
 LF.....*Gary Matthews (1)
 3B.....Ron Cey (2)
 RF.....Keith Moreland (3)
 C.....Jody Davis (2)
 1B.....Leon Durham (4)
 SS.....Larry Bowa (3)
 P.....Dick Ruthven (1)

1988

April 5 – Cubs 10 @Atlanta 9 (13)
 MGR.....Don Zimmer
 CF.....Dave Martinez (1)
 2B.....Ryne Sandberg (7)
 RF.....Andre Dawson (2)
 1B.....Leon Durham (8)
 LF.....Rafael Palmeiro (1)
 C.....Jody Davis (6)
 3B.....*Vance Law (1)
 SS.....Shawon Dunston (4)
 P.....Rick Sutcliffe (4)

1992

April 7 – Cubs 4 @Philadelphia 3
 MGR.....Jim Lefebvre
 SS.....Shawon Dunston (8)
 CF.....*Sammy Sosa (1)
 2B.....Ryne Sandberg (11)
 RF.....Andre Dawson (5)
 1B.....Mark Grace (4)
 C.....Hector Villanueva (1)
 LF.....Luis Salazar (2)
 3B.....Greg Maddux (1)
 P.....Greg Maddux (1)

1973

April 6 – Montreal 2 @Cubs 3
 MGR.....Whitney Lockman
 CF.....*Rick Monday (2)
 RF.....Jose Cardenal (2)
 LF.....Billy Williams (13)
 1B.....Joe Pepitone (3)
 3B.....Ron Santo (13)
 2B.....Glenn Beckert (8)
 C.....Randy Hundley (5)
 SS.....Don Kessinger (8)
 P.....Fergie Jenkins (6)

1977

April 7 – New York 5 @Cubs 3
 MGR.....Herman Franks
 SS.....Ivan DeJesus (1)
 LF.....Jose Cardenal (6)
 1B.....Larry Bittner (1)
 RF.....*Bobby Murcer (1)
 CF.....Jerry Morales (4)
 3B.....*Steve Ontiveros (1)
 C.....Steve Swisher (3)
 2B.....Manny Trillo (3)
 P.....Ray Burris (2)

1981

April 9 – New York 2 @Cubs 0
 MGR.....Joe Amalfitano
 SS.....Ivan DeJesus (4)
 2B.....*Joe Strain (1)
 1B.....Bill Buckner (4)
 LF.....*Steve Henderson (1)
 RF.....Leon Durham (1)
 3B.....*Ken Reitz (1)
 CF.....*Scott Thompson (1)
 C.....Tim Blackwell (2)
 P.....Rick Reuschel (4)

1985

April 9 – Pittsburgh 1 @Cubs 2
 MGR.....Jim Frey
 CF.....Bobby Dernier (2)
 2B.....Ryne Sandberg (4)
 LF.....Gary Matthews (2)
 1B.....Leon Durham (5)
 RF.....Keith Moreland (4)
 3B.....Ron Cey (3)
 C.....Jody Davis (3)
 SS.....*Shawon Dunston (1)
 P.....Rick Sutcliffe (1)

1989

April 4 – Philadelphia 4 @Cubs 5
 MGR.....Don Zimmer
 CF.....*Jerome Walton (1)
 LF.....Ryne Sandberg (7)
 2B.....Ryne Sandberg (8)
 RF.....Andre Dawson (3)
 1B.....Mark Grace (1)
 3B.....Vance Law (2)
 SS.....Shawon Dunston (5)
 C.....*Joe Girardi (1)
 P.....Rick Sutcliffe (5)

1993

April 5 – Atlanta 1 @Cubs 0
 MGR.....Jim Lefebvre
 CF.....*Willie Wilson (1)
 SS.....Rey Sanchez (1)
 1B.....Mark Grace (5)
 LF.....*Candy Maldonado (1)
 RF.....Sammy Sosa (2)
 3B.....Steve Buechele (1)
 C.....Rick Wilkins (1)
 2B.....Jose Vizcaino (1)
 P.....Mike Morgan (1)

1974

April 9 – Philadelphia 0 @Cubs 2
 MGR.....Whitney Lockman
 2B.....*Vic Harris (1)
 CF.....Rick Monday (3)
 LF.....Jerry Morales (1)
 1B.....Billy Williams (14)
 RF.....Jose Cardenal (3)
 3B.....*Bill Madlock (1)
 C.....*George Mitterwald (1)
 SS.....Don Kessinger (9)
 P.....Bill Bonham (1)

1978

April 7 – Cubs 0 @Pittsburgh 1
 MGR.....Herman Franks
 SS.....Ivan DeJesus (2)
 CF.....Gene Clines (1)
 1B.....Bill Buckner (1)
 RF.....*Bobby Murcer (2)
 LF.....*Dave Kingman (1)
 3B.....Steve Ontiveros (2)
 2B.....Manny Trillo (4)
 C.....*Dave Rader (1)
 P.....Rick Reuschel (1)

1982

April 5 – Cubs 3 @Cincinnati 2
 MGR.....Lee Eita
 2B.....*Bump Wills (1)
 SS.....*Larry Bowa (1)
 1B.....Bill Buckner (5)
 RF.....Leon Durham (2)
 C.....*Keith Moreland (1)
 LF.....*Steve Henderson (2)
 3B.....*Ryne Sandberg (1)
 CF.....Ty Waller (1)
 P.....Doug Bird (1)

1986

April 8 – Cubs 1 @St. Louis 2
 MGR.....Jim Frey
 CF.....Bobby Dernier (3)
 3B.....Manny Trillo (5)
 2B.....Ryne Sandberg (5)
 RF.....Keith Moreland (5)
 1B.....Leon Durham (6)
 C.....*Brian Dayett (2)
 LF.....*Brian Dayett (1)
 SS.....Shawon Dunston (2)
 P.....Rick Sutcliffe (2)

1990

April 10 – Philadelphia 1 @Cubs 2
 MGR.....Don Zimmer
 CF.....Jerome Walton (2)
 2B.....Ryne Sandberg (9)
 LF.....Lloyd McClendon (1)
 1B.....Mark Grace (2)
 3B.....Luis Salazar (1)
 RF.....Dwight Smith (1)
 SS.....Shawon Dunston (6)
 C.....*Joe Girardi (2)
 P.....Mike Bielecki (1)

1994

April 4 – New York 12 @Cubs 8
 MGR.....Tom Trebelhorn
 CF.....Karl Rhodes (1)
 2B.....Ryne Sandberg (12)
 1B.....Mark Grace (6)
 LF.....Derrick May (1)
 RF.....Sammy Sosa (3)
 C.....Rick Wilkins (2)
 3B.....Steve Buechele (2)
 SS.....Shawon Dunston (9)
 P.....Mike Morgan (2)

1975

April 10 – Pittsburgh 8 @Cubs 4
 MGR.....Jim Marshall
 LF.....Don Kessinger (10)
 SS.....Jose Cardenal (4)
 3B.....Bill Madlock (2)
 CF.....Rick Monday (4)
 RF.....Jerry Morales (2)
 1B.....Pete LaCock (1)
 2B.....*Manny Trillo (1)
 C.....Steve Swisher (1)
 P.....Bill Bonham (2)

1979

April 5 – New York 10 @Cubs 6
 MGR.....Herman Franks
 SS.....Ivan DeJesus (3)
 2B.....*Ted Sizemore (1)
 1B.....Bill Buckner (2)
 LF.....Dave Kingman (2)
 RF.....Bobby Murcer (3)
 3B.....Steve Ontiveros (3)
 CF.....*Jerry Martin (1)
 C.....*Barry Foote (1)
 P.....Rick Reuschel (2)

1983

April 6 – Montreal 3 @Cubs 0
 MGR.....Lee Eita
 LF.....Mel Hall (1)
 2B.....Ryne Sandberg (2)
 1B.....Bill Buckner (6)
 CF.....Leon Durham (3)
 3B.....*Ron Cey (1)
 RF.....Keith Moreland (2)
 C.....Jody Davis (1)
 SS.....*Larry Bowa (2)
 P.....Fergie Jenkins (7)

1987

April 7 – St. Louis 9 @Cubs 3
 MGR.....Gene Michael
 CF.....Bobby Dernier (4)
 2B.....Ryne Sandberg (6)
 RF.....*Andre Dawson (1)
 3B.....Keith Moreland (6)
 C.....Jody Davis (5)
 LF.....*Brian Dayett (2)
 1B.....Leon Durham (7)
 SS.....Shawon Dunston (3)
 P.....Rick Sutcliffe (3)

1991

April 9 – St. Louis 4 @Cubs 1
 MGR.....Don Zimmer
 CF.....Jerome Walton (3)
 2B.....Ryne Sandberg (10)
 1B.....Mark Grace (3)
 LF.....*George Bell (1)
 RF.....Andre Dawson (4)
 C.....Damon Berryhill (1)
 SS.....Shawon Dunston (7)
 3B.....*Garry Scott (1)
 P.....Danny Jackson (1)

1995

April 26 – Cubs 7 @Cincinnati 1
 MGR.....Jim Riggleman
 CF.....*Brian McRae (1)
 2B.....Rey Sanchez (2)
 RF.....Sammy Sosa (4)
 1B.....Mark Grace (7)
 C.....Rick Wilkins (3)
 SS.....Shawon Dunston (10)
 3B.....Steve Buechele (3)
 LF.....*Scott Bulllett (1)
 P.....Jim Bullinger (1)

MOST OPENING DAY STARTS

Centerfield: 8, George Gore (year of last start – 1886) ... since 1900 – 7, Andy Pafko (1951)
 Rightfield: 12, Sammy Sosa (2004)

1996

April 1 — San Diego 4 @Cubs 5 (10)
 MGR.....Jim Riggleman
 CF.....Brian McRae (2)
 ZB.....Ryne Sandberg (13)
 1B.....Mark Grace (8)
 RF.....Sammy Sosa (5)
 LF.....Luis Gonzalez (1)
 C.....Scott Servais (1)
 3B.....Jose Hernandez (1)
 SS.....Ray Sanchez (3)
 P.....Jaime Navarro (1)

2000

March 29 — Cubs 5, New York 3 @Tokyo
 MGR.....Don Baylor
 ZB.....Eric Young (1)
 CF.....Damon Buford (1)
 1B.....Mark Grace (12)
 RF.....Sammy Sosa (9)
 LF.....Henry Rodriguez (3)
 3B.....Shane Andrews (1)
 SS.....Jose Nieves (1)
 C.....Joe Girardi (3)
 P.....Jon Lieber (1)

2004

April 5 — Cubs 7, Reds 4
 MGR.....Dusty Baker
 ZB.....Mark Grudzielanek (2)
 CF.....Corey Patterson (3)
 RF.....Sammy Sosa (10)
 LF.....Moises Alou (2)
 3B.....Aramis Ramirez (1)
 1B.....Derrek Lee (1)
 SS.....Alex Gonzalez (3)
 C.....Michael Barrett (1)
 P.....Kerry Wood (2)

1997

April 1 — Cubs 2 @Florida 4
 MGR.....Jim Riggleman
 CF.....Brian McRae (3)
 LF.....Brant Brown (1)
 1B.....Mark Grace (9)
 RF.....Sammy Sosa (6)
 ZB.....Ryne Sandberg (14)
 SS.....Shawon Dunston (11)
 3B.....Kevin Orie (1)
 C.....Scott Servais (2)
 P.....Terry Mulholland (1)

2001

April 2 — Montreal 5 @Cubs 4 (10)
 MGR.....Don Baylor
 ZB.....Eric Young (2)
 3B.....Bill Mueller (1)
 RF.....Sammy Sosa (10)
 LF.....Rondell White (1)
 1B.....Matt Stairs (1)
 SS.....Ricky Gutierrez (1)
 CF.....Damon Buford (2)
 C.....Joe Girardi (4)
 P.....Jon Lieber (2)

2005

April 4 — Cubs 16, Diamondbacks 6
 MGR.....Dusty Baker
 CF.....Corey Patterson (4)
 ZB.....Todd Walker (1)
 SS.....Nomar Garciaparra (1)
 3B.....Aramis Ramirez (2)
 RF.....Jeromy Burnitz (1)
 1B.....Derrek Lee (2)
 LF.....Todd Hollandsworth (1)
 C.....Michael Barrett (2)
 P.....Carlos Zambrano (1)

1998

March 31 — Cubs 6 @Florida 11
 MGR.....Jim Riggleman
 CF.....Lance Johnson (1)
 ZB.....Mickey Morandini (1)
 RF.....Sammy Sosa (7)
 1B.....Mark Grace (10)
 LF.....Henry Rodriguez (1)
 SS.....Jeff Blauser (1)
 3B.....Kevin Orie (2)
 C.....Scott Servais (3)
 P.....Kevin Tapani (1)

2002

April 1 — Cubs 4 @ Cincinnati 5
 MGR.....Don Baylor
 ZB.....Delino DeShields (1)
 CF.....Corey Patterson (1)
 RF.....Sammy Sosa (11)
 1B.....Fred McGriff (1)
 LF.....Roosevelt Brown (1)
 SS.....Alex Gonzalez (1)
 C.....Todd Hundley (1)
 3B.....Chris Stynes (1)
 P.....Jon Lieber (3)

1999

April 6 — Cubs 2 @Houston 4
 MGR.....Jim Riggleman
 CF.....Lance Johnson (2)
 ZB.....Mickey Morandini (2)
 RF.....Sammy Sosa (8)
 1B.....Mark Grace (11)
 LF.....Henry Rodriguez (2)
 C.....Benito Santiago (1)
 SS.....Jose Hernandez (2)
 3B.....Gary Gaetti (1)
 P.....Steve Trachsel (1)

2003

March 31 — Cubs 15, @New York 2
 MGR.....Dusty Baker
 ZB.....Mark Grudzielanek (1)
 SS.....Alex Gonzalez (2)
 RF.....Sammy Sosa (12)
 LF.....Moises Alou (1)
 1B.....Hee Seop Choi (1)
 3B.....Mark Bellhorn (1)
 CF.....Corey Patterson (2)
 C.....Damian Miller (1)
 P.....Kerry Wood (1)

Cubs Winning And Losing Streaks**LAST WINNING STREAKS OF ...**

5 Games: 20057/8-7/15
 6-7 Games: 20055/27-6/2
 8-12 Games: 20015/19-6/2
 13-15 Games: 19366/4-6/21
 16-21* Games: 19359/4-9/27

LAST LOSING STREAKS OF ...

5-6-7-8 Games: 20058/3-8/10
 9 Games: 20025/8-5/18
 10-14* Games: 19974/1-4/20

BEST/WORST STARTS**Longest Win Streaks At Start Of Year**

Overall: 7 games, 1934
 At Home: 21 games, 1880
 (since 1900 — 10 games, 1970)
 On The Road: 7 games, 1883
 (since 1900 — 6 games, 1934)

Longest Loss Streaks At Start Of Year

Overall: 14 games, 1997
 At Home: 12 games, 1994
 On The Road: 9 games, 1981

Best Second-Half Start

Overall: 7-0, 1933
 Since Return Of One All-Star Game: 5-0,
 1993

Best Second-Half 20-Game Starts

1935.....17-3
 1945.....16-4
 2000.....15-5

LAST WRIGLEY WINNING STREAKS OF ...

5 Games: 20047/1-7/4, 7/15
 6-13 Games: 20015/19-5/27, 6/5-6/7,
 6/15-6/17
 14 Games: 19366/4-6/14, 7/9-7/10
 15-18* Games: 19359/4-9/22

LAST WRIGLEY LOSING STREAKS OF ...

5 Games: 2005.....7/30-7/31, 8/8-8/10
 6 Games: 1999.....8/7-8/11, 8/20
 7 Games: 1997.....4/8-4/16, 4/24
 8-12* Games: 19944/4-4/6,
 4/15-4/20, 4/29-5/3

LAST ROAD WINNING STREAKS OF ...

5 Games: 20057/8-7/10, 7/18-7/19
 6 Games: 20055/17-5/18, 5/30-6/2
 7 Games: 20046/12-6/17, 6/22
 8-12 Games: 19457/1-7/8, 8/3
 13-14* Games: 1906.....8/6-8/13, 9/3-9/4,
 9/13-9/15

LAST ROAD LOSING STREAKS OF ...

5-6 Games: 20058/3-8/7, 8/15
 7 Games: 20046/26-6/27, 7/5-7/10
 8-9-10 Games: 20009/13-9/20,
 9/29-9/30
 11* Games: 19546/18-6/29

BEST SEASON STARTS

1879.....15-1 ... 18-2 ... 21-3
 1880.....14-1 ... 14-2 ... 35-3 ... 36-4
 1969.....11-1
 1934.....7-0 ... 9-1
 1970.....12-3

WORST SEASON STARTS

1997.....0-14
 1981.....1-13 ... 5-27
 1962.....0-7 ... 1-9 ... 4-17
 1983.....0-6 ... 2-10
 1894.....1-8 ... 2-11

Cubs Best And Worst Monthly Records

MONTH	BEST RECORD	MOST WINS	FEWEST LOSSES
March/April	1907 - 13-2 (.867)	16 (1969)	2 (1907, 1934)
May	1879 - 14-1 (.933)	21 (1903, 1977)	1 (1879)
June	1880 - 16-1 (.941)	21 (1885, 1936, 1967)	1 (1880)
July	1876 - 11-2 (.846)	26 (1935, 1945)	2 (1876)
August	1906 - 26-3 (.897)	26 (1906)	3 (1880, 1906)
September/October	1882 - 16-2 (.889)	28 (1908)	2 (1876)

MONTH	WORST RECORD	MOST LOSSES	FEWEST WINS
March/April	1944 - 1-9 (.100)	19 (1997)	1 (1944)
May	1953 - 7-20 (.259)	20 (1953, 1981)	4 (1877, 1878)
June	1954 - 4-21 (.160)	21 (1954)	4 (1954)
July	1960 - 8-21 (.276)	24 (1957)	4 (1877)
August	1878 - 2-10 (.167)	24 (1999)	2 (1878, 1994)
September/October	1879 - 4-12 (.250)	22 (1900, 1979, 2000)	4 (1879)

Cubs Vs. Opponents Since 1876

VS. NATIONAL LEAGUE: 9,768-9,222

FIRST GAME: 4/25/1876 @ Louisville
(Chicago won 4-0)

In Chicago	5,366-4,210
23rd Street Grounds	.42-18
Lakefront Park	.225-86
West Side Park	.288-131
South Side Park II	.85-75
West Side Grounds	.1,018-638
Wrigley Field	.3,708-3,262
All NL Road Sites	.4,402-5,012

VS. CURRENT NL OPPONENTS

Arizona (first game - 1998)	.26-38
Atlanta (since 1876)	.1,199-998
Cincinnati (since 1890)	.1,048-1,022
Colorado (since 1993)	.61-57
Florida (since 1993)	.59-56
Houston (since 1962)	.272-321
Los Angeles (since 1890)	.1,001-1,003
Milwaukee (since 1997 [A.L. 1997])	.62-61
New York (since 1962)	.328-326
Philadelphia (since 1883)	.1,194-1,064
Pittsburgh (since 1887)	.1,102-1,173
St. Louis (since 1892)	.1,115-1,059
San Diego (since 1969)	.224-171
San Francisco (since 1883)	.1,030-1,101
Washington (since 1969)	.249-276

OVERALL RECORD: 9,834-9,286

At Wrigley Field: 3,747-3,291

VS. AMERICAN LEAGUE: 66-64

FIRST GAME: 6/13/1997 vs. Milwaukee
(Cubs lost 4-2)

At Wrigley Field.....39-29
All AL Road Sites27-35

VS. AL INTERLEAGUE CLUBS

Anaheim (since 2004)	.2-1
Baltimore (since 2003)	.2-1
Boston (since 2005)	.2-1
Chicago (AL) (since 1997)	.23-25
Cleveland (since 1997)	.2-6
Detroit (since 1998)	.3-5
Kansas City (since 1997)	.9-6
Minnesota (since 1997)	.10-5
New York (AL) (since 2003)	.2-4
Oakland (since 2004)	.2-1
Seattle (since 2002)	.2-1
Tampa Bay (since 2003)	.2-1
Texas (since 2002)	.1-2
Toronto (since 2003)	.2-4

VS. FORMER NL CLUBS

Baltimore (1892-1899)	.38-60
Buffalo (1879-1885)	.61-33
Cincinnati (1876-1880)	.33-23
Cleveland (1879-1884)	.45-33
Cleveland (1889-1899)	.81-77
Detroit (1881-1888)	.81-45
Hartford (1876-1877)	.10-12
Indianapolis (1878)	.8-4
Indianapolis (1887-1889)	.40-18
Kansas City (1886)	.17-1
Louisville (1876-1877)	.13-9
Louisville (1892-1899)	.59-41
Milwaukee (1878)	.10-2
New York (1876)	.7-1
Philadelphia (1876)	.7-1
Providence (1878-1885)	.60-46
St. Louis (1876-1877)	.12-10
St. Louis (1885-1886)	.27-6
Syracuse (1879)	.8-1
Troy (1879-1882)	.35-12
Washington (1886-1889)	.53-21
Washington (1892-1899)	.67-33
Worcester (1880-1882)	.28-8

Cubs Vs. Arizona Diamondbacks (26-38 Record)

FIRST GAME: 5/11/1998 @ Arizona's Bank One Ballpark
(Cubs won 4-2)

At Wrigley Field14-17
At Chase Field12-21

Only 3-Game Sweep: 2000 (6/5-6/7 @ Wrigley Field)
Last 3-Game Swept: Road - 2001 (8/17-8/19)
Wrigley Field - 1999 (8/9-8/11)
Last Doubleheader: None played

Most Wins: 71998
Fewest Wins: 2four times; last 2005
Most Losses: 71999
Fewest Losses: 22003
Longest Win Streak: 3three times; last:
5/19-6/12/2001

Longest Loss Streak: 7twice; last: 6/13/2001-
8/17/2002

Most Home Wins: 42000
Fewest Home Wins: 01999
Most Home Losses: 31998, 1999, 2005
Fewest Home Losses: 12001, 2003
Most Road Wins: 41998

Fewest Road Wins: 02000
Most Road Losses: 52001
Fewest Road Losses: 12003
Most Runs, Cubs: 164/4/2005 (16-6)
Most Runs, D'Backs: 136/13/2001 (3-13),
8/19/2001 (6-13),
8/23/2003 (2-13),
7/31/2005 (6-13)

Most Runs, Both Teams: 224/4/2005 (16-6)
Largest Margin of Victory: 104/4/2005 (16-6)
Largest Margin of Defeat: 118/23/2003 (2-13)
Longest Game, Innings: 148/1/2003 (4-3)

AT WRIGLEY FIELD

Most Runs, Cubs: 115/6/2004 (11-3)
Most Runs, D'Backs: 137/31/2005 (6-13)
Most Runs, Both Teams: 197/31/2005 (6-13)
Largest Margin of Victory: 85/6/2004 (11-3)
Largest Margin of Defeat: 77/31/2005 (6-13)
Longest Game, Innings: 148/1/2003 (4-3)
Longest Win Streak: 36/5/2000-6/7/2000
Longest Loss Streak: 48/5/1998-8/11/1999

CUBS-D'BACKS

SINCE 1998

YEAR	RECORD	HOME	ROAD
1998	7-5	3-3	4-2
1999	2-7	0-3	2-4
2000	4-5	4-2	0-3
2001	3-6	2-1	1-5
2002	2-4	1-2	1-2
2003	4-2	2-1	2-1
2004	2-4	1-2	1-2
2005	2-5	1-3	1-2
TOTALS	26-38	14-17	12-21

LAST TRADE WITH D'BACKS
1/10/2005: P Stephen Randolph
acquired for a player to be
named later

Cubs Vs. Atlanta Braves (1,199-998 Record)

FIRST GAME: 5/30/1876 at Boston's South End Grounds (Chicago won 5-1)

Boston (1876-1952).....871-613
 Milwaukee (1953-1965).....112-158
 Atlanta (Since 1966).....216-227

In Chicago670-435
 23rd Street Grounds5-6
 Lakefront Park33-12
 West Side Park40-19
 South Side Park II10-8
 West Side Grounds139-69
 Wrigley Field443-321

On the Road529-563
 BOS: South End Grounds I38-41
 BOS: South End Grounds II20-29
 BOS: Congress Street Grounds1-2
 BOS: South End Grounds III107-84
 BOS: Fenway Park4-8
 BOS: Braves Field210-190
 MIL: County Stadium53-82
 ATL: Fulton County Stadium83-105
 ATL: Turner Field (Since 1997)13-22

Last 3-Game Sweep: Wrigley Field — 2000 (4/10-4/13) ... Road — 1985 (8/20-8/22) (Fulton County Stadium)

Last 4-Game Sweep: Wrigley Field — 1968 (8/18-8/21) ... Road — 1945 (7/3-7/5) (Boston, Braves Field)

Last 3-Game Swept: Wrigley Field — 2001 (9/7-9/9) ... Road — 1997 (7/28-7/30)

Last 4-Game Swept: Wrigley Field — 1992 (7/9-7/12) ... Road — 2005 (7/4-7/7)

Last Doubleheader: 7/7/2005 @ Atlanta (swept) ... Last Wrigley Field Sweep — 5/24/1984 ... Last Road Sweep — 7/7/2005

Most Wins: 211909
 Fewest Wins: 12005
 Most Losses: 161914, 1948, 1954, 2005
 Fewest Losses: 11876, 1909
 Longest Win Streak: 196/12-9/26/1909
 Longest Loss Streak: 97/21/1883-5/19/1884
 Since 1900: 75/13-6/15/1948, 8/19/1980-5/1/1981

Most Home Wins: 111922
 Fewest Home Wins: 01994, 2001
 Most Home Losses: 8four times: last 1957
 Fewest Home Losses: 01880, 1922, 1998
 Most Road Wins: 111909
 Fewest Road Wins: 01897, 1898, 1997, 2005
 Most Road Losses: 9five times: last 1948
 Fewest Road Losses: 01876, 1909
 Most Runs, Cubs: 247/11/1885 (24-10), 7/3/1945 (24-2)

Most Runs, Braves: 259/10/1894 (8-25)
 Since 1900: 239/2/1957 (10-23)
 Most Runs, Both Teams: 347/1/1885 (24-10)
 Since 1900: 339/2/1957 (10-23)
 Largest Margin of Victory: 227/3/1945 (24-2)
 Largest Margin of Defeat: 179/10/1894 (8-25), 6/13/1895 (3-20), 5/20/1996 (1-18)
 Longest Game, Innings: 225/17/1927 (4-3)

AT WRIGLEY FIELD

Most Runs, Cubs: 188/28/1936 (18-3)
 Most Runs, Braves: 239/2/1957 (10-23)
 Most Runs, Both Teams: 339/2/1957 (10-23)
 Largest Margin of Victory: 166/12/1936 (17-1)
 Largest Margin of Defeat: 148/15/1973 (1-15), 4/15/1994 (5-19)
 Longest Game, Innings: 198/17/1932 (3-2)
 Longest Win Streak: 199/23/1921-6/12/1923
 Longest Loss Streak: 75/21/1954-7/7/1954, 9/2/1957-4/29/1958

CUBS-BRAVES

LAST 10 SEASONS

YEAR	RECORD	HOME	ROAD
1996	5-7	3-3	2-4
1997	2-9	2-3	0-6
1998	6-3	3-0	3-3
1999	5-2	2-1	3-1
2000	5-4	4-2	1-2
2001	2-4	0-3	2-1
2002	2-4	1-1	1-3
2003	2-4	1-3	1-1
2004	3-3	1-2	2-1
2005	1-6	1-2	0-4
TOTALS	33-46	18-20	15-26

LAST TRADE WITH BRAVES

8/29/2005: P Todd Blackford and P Angelo Burrows acquired in exchange for OF Todd Hollandsworth

Cubs Vs. Chicago White Sox (23-25 Record)

FIRST GAME: 6/16/1997 @ Comiskey Park (now known as U.S. Cellular Field) (Cubs won 8-3)

At Wrigley Field13-11
 At U.S. Cellular Field10-14

Last 3-Game Sweep: 2004 (7/2-7/4 @ Wrigley Field)
 Only 3-Game Swept: 1999 (6/11-6/13 @ Wrigley Field)

Last Doubleheader: None played

Most Wins: 42004
 Fewest Wins: 11997
 Most Losses: 41999, 2001, 2003
 Fewest Losses: 01998
 Largest Win Streak: 36/5-6/7/1998, 7/2-7/4/2004
 Longest Loss Streak: 46/11-7/9/1999
 Most Home Wins: 31998, 2004
 Fewest Home Wins: 01999
 Most Home Losses: 31999
 Fewest Home Losses: 01998, 2004
 Most Road Wins: 21999, 2005

Fewest Road Wins: 1six times: last 2004
 Most Road Losses: 2six times: last 2004
 Fewest Road Losses: 11999, 2005
 Most Runs, Cubs: 136/7/1998 (13-7)
 Most Runs, White Sox: 136/28/02 (9-13)
 Most Runs, Both Teams: 226/28/02 (9-13)
 Largest Margin of Victory: 87/10/1999 (10-2)
 Largest Margin of Defeat: 106/24/2005 (2-12)
 Longest Game, Innings: 146/9/2000 (5-6)

AT WRIGLEY FIELD

Most Runs, Cubs: 136/7/1998 (13-7)
 Most Runs, White Sox: 126/20/03 (3-12)
 Most Runs, Both Teams: 206/7/1998 (13-7)
 Largest Margin of Victory: 77/8/2000 (9-2)
 Largest Margin of Defeat: 96/20/2003 (3-12)
 Longest Game, Innings: 126/5/1998 (6-5), 7/7/2000 (2-4)
 Longest Win Streak: 46/22/2003-7/4/04
 Longest Loss Streak: 46/11/1999-7/7/2000

CUBS-SOX

SINCE 1997

YEAR	RECORD	HOME	ROAD
1997	1-2	0-0	1-2
1998	3-0	3-0	0-0
1999	2-4	0-3	2-1
2000	3-3	2-1	1-2
2001	2-4	1-2	1-2
2002	3-3	2-1	1-2
2003	2-4	1-2	1-2
2004	4-2	3-0	1-2
2005	3-3	1-2	2-1
TOTALS	23-25	13-11	10-14

LAST TRADE WITH SOX

7/29/1998: P Matt Karchner acquired for P Jon Garland

Cubs Vs. Cincinnati Reds (1,048-1,022 Record)

FIRST GAME: 4/19/1890 at Chicago's League Park
(Chicago won 5-4)

In Chicago	571-471
West Side Park	12-3
South Side Park II	5-8
West Side Grounds	142-72
Wrigley Field	412-388
On the Road	477-551
League Park I	19-16
League Park II	19-33
Palace of the Fans	66-42
Crosley Field	272-342
Cinergy Field	89-107
Great American Ball Park (Since 2003)	12-11
Last 3-Game Sweep: Road - 2001 (5/28-5/30) ... Wrigley Field - 2001 (5/22-5/24)	
Last 4-Game Sweep: Road - 1945 (7/26-7/29) (Crosley Field, 5 games) ... Wrigley Field - 1945 (6/8-6/10)	
Last 3-Game Swept: Wrigley Field - 2005 (8/8-8/10) ... Road - 1996 (9/24-9/26)	
Last 4-Game Swept: Road - 1983 (4/8-4/11) ... Wrigley Field - 1968 (8/16-8/18)	
Last Doubleheader: 9/7/1999 at Wrigley Field (split) ... Last Wrigley Field Sweep - 8/28/1984 ... Last Road Sweep - 7/9/1972	
Most Wins: 21	1945
Fewest Wins: 1	1975, 1981
Most Losses: 17	1950
Fewest Losses: 1	1945

Longest Win Streak: 16	9/14/1944-8/3/1945
Longest Loss Streak: 12	8/31/1956-6/2/1957
Most Home Wins: 11	1945
Fewest Home Wins: 1	four times: last 1995
Most Home Losses: 9	1943, 1950
Fewest Home Losses: 0	1945
Most Road Wins: 10	1945
Fewest Road Wins: 0	1975, 1981
Most Road Losses: 10	1956
Fewest Road Losses: 1	1945, 1972, 1989
Most Runs, Cubs: 22	8/13/1937 (22-6)
Most Runs, Reds: 23	7/6/1949 (4-23)
Most Runs, Both Teams: 33	10/27/1891 (16-17)
Since 1900: 31	7/28/1977 (16-15, 13 innings)
Largest Margin of Victory: 17	4/23/1926 (18-1)
Largest Margin of Defeat: 20	6/1/1957 (2-22)
Longest Game, Innings: 20	6/30/1892 (7-7)
Since 1900: 18	four times: last 5/10- 7/23/1979 (9-8)

CUBS-REDS

LAST 10 SEASONS

YEAR	RECORD	HOME	ROAD
1996	5-8	4-3	1-5
1997	7-5	4-2	3-3
1998	6-5	3-3	3-2
1999	5-8	2-5	3-3
2000	4-8	2-4	2-4
2001	13-4	6-1	7-3
2002	5-12	2-8	3-4
2003	10-7	5-2	5-5
2004	9-8	5-5	4-3
2005	6-9	3-6	3-3
TOTALS	70-74	36-39	34-35

LAST TRADE WITH REDS
7/20/2001: OF Michael Tucker
acquired for P Chris Booker and
P Ben Shaffar

AT WRIGLEY FIELD

Most Runs, Cubs: 22	8/13/1937 (22-6)
Most Runs, Reds: 18	6/13/1975 (11-18)
Most Runs, Both Teams: 31	7/28/1977 (16-15, 13 innings)
Largest Margin of Victory: 17	4/23/1926 (18-1)
Largest Margin of Defeat: 17	9/4/1988 (0-17)
Longest Game, Innings: 18	7/19/1966 (2-3), 5/10-7/23/1979 (9-8)
Longest Win Streak: 12	9/14/1944-9/3/1945
Longest Loss Streak: 7	6/25/2002-4/14/2003

Cubs Vs. Colorado Rockies (61-57 Record)

FIRST GAME: 4/26/1993 @ Colorado's Mile High
Stadium (Cubs won 6-3)

At Wrigley Field	28-29
On the Road	33-28
Mile High Stadium	8-4
Coors Field (Since 1995)	25-24
Last 3-Game Sweep: Road - 2004 (5/7-5/9) ... Wrigley Field - 1993 (7/15-7/18) (4 games)	
Last 4-Game Sweep: Wrigley Field - 1993 (7/15-7/18) ... Road - Never done	
Last 3-Game Swept: Road - 1997 (7/24-7/27) (4 games) ... Wrigley Field - Never done	
Last 4-Game Swept: Road - 1997 (7/24-7/27) ... Wrigley Field - Never done	
Last Doubleheader: 7/19/1997 @ Wrigley Field (sweep) ... No doubleheaders played in Colorado	
Most Wins: 8	1993
Fewest Wins: 2	1997
Most Losses: 9	1997
Fewest Losses: 1	2004
Longest Win Streak: 6	7/5/1993-4/22/1994
Longest Loss Streak: 7	8/2/1996-5/11/1997
Most Home Wins: 5	1993
Fewest Home Wins: 1	1994, 1996
Most Home Losses: 5	1994, 1996
Fewest Home Losses: 1	seven times: last 2005

Most Road Wins: 5	1994, 1998
Fewest Road Wins: 0	1997
Most Road Losses: 6	1997
Fewest Road Losses: 0	2004
Most Runs, Cubs: 26	8/18/1995 (26-7)
Most Runs, Rockies: 14	5/4/1993 (13-14, 11 innings), 4/24/2001 (1-14), 8/9/2001 (5-14)
Most Runs, Both Teams: 33	8/18/1995 (26-7)
Largest Margin of Victory: 19	8/18/1995 (26-7)
Largest Margin of Defeat: 13	4/24/2001 (1-14)
Longest Game, Innings: 15	7/4/1994 (2-4)

AT WRIGLEY FIELD

Most Runs, Cubs: 13	5/4/1993 (13-14, 11 innings), 5/4/1999 (13-12)
Most Runs, Rockies: 14	5/4/1993 (13-14, 11 innings), 8/9/2001 (5-14)
Most Runs, Both Teams: 27	5/4/1993 (13-14, 11 innings)
Largest Margin of Victory: 11	5/7/2004 (11-0)
Largest Margin of Defeat: 9	8/9/2001 (5-14)
Longest Game, Innings: 15	7/4/1994 (2-4)
Longest Win Streak: 5	5/5/1993-7/18/1993
Longest Loss Streak: 5	7/4/1994-6/9/1995, 8/2/1996-4/16/1997

CUBS-ROCKIES

LAST 10 SEASONS

YEAR	RECORD	HOME	ROAD
1996	5-7	1-5	4-2
1997	2-9	2-3	0-6
1998	7-2	2-1	5-1
1999	4-5	2-4	2-1
2000	4-5	2-1	2-4
2001	3-3	2-1	1-2
2002	4-2	2-1	2-1
2003	3-3	2-1	1-2
2004	5-1	2-1	3-0
2005	4-3	3-1	1-2
TOTALS	41-40	20-19	21-21

LAST TRADE WITH ROCKIES
8/10/2003: IF Tony Womack
acquired for P Emmanuel
Ramirez

PUT ON YOUR RALLY CAPS

The Cubs record for largest comeback victory is 9 runs, set twice. The club last rallied from a 9-run deficit August 29, 1989, vs. Houston at Wrigley Field, overcoming a 9-0 6th-inning deficit to defeat the Astros 10-9 in 10 innings.

The Cubs record for largest last-inning come-from-behind rally is 7 runs. On June 29, 1952, at Cincinnati's Crosley Field, the Cubs entered the top of the 9th inning trailing 8-2. With 2 out and no runners on, the Cubs went on to score 7 runs and defeated the Reds 9-8.

Last victory when overcoming 5-plus run deficit: September 3, 2003, vs. St. Louis (down 6-0 in 6th, won 8-7)

Last rally from 7-plus run deficit: June 22, 1999, at Colorado (down 9-1 in 4th, won game 13-12)

Last victory when trailing entering 9th inning: September 28, 2002, vs. Pittsburgh (down 4-3, won 5-4)

Last victory when entering 9th inning with a 3-plus run deficit: May 10, 2000, vs. Milwaukee (down 8-3 entering bottom of 9th, scored 5 runs in 9th, won 9-8 in 11 innings)

Cubs Vs. Florida Marlins (59-56 Record)

FIRST GAME: 5/21/1993 @ Florida's Joe Robbie (now known as Pro Player) Stadium (Cubs lost 5-3)

At Wrigley Field 31-29
At Dolphins Stadium 28-27

Last 3-Game Sweep: Wrigley Field - 2002 (7/12-7/14) ... Road - 2005 (7/8-7/10)

Last 4-Game Sweep: *Never done*

Last 3-Game Swept: Road - 2000 (6/23-6/25) ... Wrigley Field - *Never done*

Last 4-Game Swept: *Never done*

Last Doubleheader: 9/20/2004 @ Florida (split) ...

Last Wrigley Field Sweep - *Never Done* ... Last Road Sweep - *Never Done*

Most Wins: 8 1995
Fewest Wins: 1 2000
Most Losses: 9 1997
Fewest Losses: 2 1998, 2002, 2003
Longest Win Streak: 6 4/1-7/17/1998
Longest Loss Streak: 8 9/4/1996-8/20/1997
Most Home Wins: 4 1993, 1995
Fewest Home Wins: 1 1999, 2000
Most Home Losses: 5 1994

Fewest Home Losses: 0 1998, 2002
Most Road Wins: 5 1999
Fewest Road Wins: 0 1997, 2000
Most Road Losses: 5 1993, 1997
Fewest Road Losses: 0 1994, 2005
Most Runs, Cubs: 16 7/20/2003 (16-2)
Most Runs, Marlins: 15 6/15/2005 (5-15)
Most Runs, Both Teams: 23 8/11/1993 (11-12)
Largest Margin of Victory: 14 7/20/2003 (16-2)
6/14/2005 (14-0)
Largest Margin of Defeat: 11 8/26/1997 (0-11)
Longest Game, Innings: 16 7/12/2002 (5-4)

AT WRIGLEY FIELD

Most Runs, Cubs: 14 6/14/2005 (14-0)
8/28/2005 (14-3)
Most Runs, Marlins: 15 6/15/2005 (5-15)
Most Runs, Both Teams: 21 5/28/1995 (13-8)
Largest Margin of Victory: 14 6/14/2005 (14-0)
Largest Margin of Defeat: 11 8/26/1997 (0-11)
Longest Game, Innings: 16 7/12/2002 (5-4)
Longest Win Streak: 6 8/29/2001-7/7/2003
Longest Loss Streak: 4 8/2/1994-5/26/1995

CUBS-MARLINS

LAST 10 SEASONS

YEAR	RECORD	HOME	ROAD
1996	6-6	3-3	3-3
1997	2-9	2-4	0-5
1998	7-2	3-0	4-2
1999	6-3	1-2	5-1
2000	1-6	1-3	0-3
2001	3-3	2-1	1-2
2002	4-2	3-0	1-2
2003	4-2	2-1	2-1
2004	3-3	2-2	1-1
2005	5-4	2-4	3-0
TOTALS	41-40	21-20	20-20

LAST TRADE WITH MARLINS

12/7/2005: OF Juan Pierre acquired for P Sergio Mitre, P Ricky Nolasco and P Renyel Pinto

Cubs Vs. Houston Astros (272-321 Record)

FIRST GAME: 4/10/1962 @ Houston's Colt Stadium (Cubs lost 11-2)

At Wrigley Field 152-141
On the Road 120-180
Colt Stadium 9-18
Astrodome 83-137
Minute Maid Park (Since 2000) 28-25

Last 3-Game Sweep: Road - 1989 (5/22-5/24) (Astrodome) ... Wrigley Field - 1984 (5/18-5/20)

Last 4-Game Sweep: Road - 2004 (6/14-6/17) ... Wrigley Field - 1967 (6/23-6/25)

Last 3-Game Swept: Wrigley Field - 2001 (5/15-5/17) ... Road - 1999 (9/10-9/12) (Astrodome)

Last 4-Game Swept: Road - 1976 (6/4-6/6) (Astrodome) ... Wrigley Field - *Never done*

Last Doubleheader: 8/6/1999 @ Wrigley Field (split) ... Last Wrigley Field Sweep - 7/7/1979 ... Last Road Sweep - *Never done*

Most Wins: 11 1964
Fewest Wins: 1 1980, 1981
Most Losses: 13 1966
Fewest Losses: 3 1982, 1991
Longest Win Streak: 5 four times: last 6/14/2004-6/29/2004

Longest Loss Streak: 13 7/24/1979-8/30/1980
Most Home Wins: 7 1963, 1964, 1968
Fewest Home Wins: 1 four times: last 1999
Most Home Losses: 6 2002, 2004
Fewest Home Losses: 1 five times: last 1991
Most Road Wins: 6 2004
Fewest Road Wins: 0 1974, 1980, 1981
Most Road Losses: 8 1966
Fewest Road Losses: 1 1987
Most Runs, Cubs: 22 6/3/1987 (22-7)
Most Runs, Astros: 19 6/25/1995 (6-19)
Most Runs, Both Teams: 29 6/3/1987 (22-7)
Largest Margin of Victory: 15 6/3/1987 (22-7)
Largest Margin of Defeat: 16 4/29/1974 (2-18)
Longest Game, Innings: 18 9/2-9/3/1986 (7-8)

AT WRIGLEY FIELD

Most Runs, Cubs: 22 6/3/1987 (22-7)
Most Runs, Astros: 17 5/26/1967 (4-17)
Most Runs, Both Teams: 29 6/3/1987 (22-7)
Largest Margin of Victory: 15 6/3/1987 (22-7)
Largest Margin of Defeat: 13 5/26/1967 (4-17)
Longest Game, Innings: 18 9/2-9/3/1986 (7-8)
Longest Win Streak: 7 9/3/1983-8/21/1984
Longest Loss Streak: 8 5/4/2000-9/27/2001

CUBS-ASTROS

LAST 10 SEASONS

YEAR	RECORD	HOME	ROAD
1996	5-8	4-3	1-5
1997	3-9	2-4	1-5
1998	4-7	1-4	3-3
1999	3-9	1-5	2-4
2000	5-7	2-4	3-3
2001	8-9	3-4	5-5
2002	8-11	4-6	4-5
2003	9-7	4-3	5-4
2004	10-9	4-6	6-3
2005	9-7	4-2	5-5
TOTALS	64-83	29-41	35-42

LAST TRADE WITH ASTROS

8/22/2002: P Travis Anderson, P Michael Nannini and P Russ Rohlfence acquired for P Flash Gordon

Cubs Vs. Los Angeles Dodgers (1,001-1,003 Record)

FIRST GAME: 5/29/1890 @ Brooklyn's Washington Park (Chicago lost 8-4)

Brooklyn (1890-1957) 726-667
Los Angeles (Since 1958) 275-336

In Chicago 537-473
West Side Park 9-6
South Side Park II 5-10
West Side Grounds 135-76
Wrigley Field 388-381
On the Road 464-530

BRK: Washington Park II 4-6

BRK: Eastern Park 20-27

BRK: Washington Park III 92-57

BRK: Ebbets Field 212-272

BRK: Roosevelt Stadium (Jersey City, NJ) 0-2

LA: Los Angeles Coliseum 22-22

LA: Dodger Stadium (Since 1962) 114-144

Last 3-Game Sweep: Wrigley Field - 2001 (5/4-5/6) ... Road - 2005 (5/30-6/1)

Last 4-Game Sweep: Road - 1971 (7/6-7/8) ... Wrigley Field - 1935 (9/12-9/15)

Last 3-Game Swept: Wrigley Field - 2002 (4/26-4/28) ... Road - 1998 (4/24-4/26)

Last 4-Game Swept: Wrigley Field - 1988 (7/14-7/18) (5 games) ... Road - 1965 (7/15-7/18)

Last Doubleheader: 4/28/2002 @ Wrigley Field (swept) ... Last Road Sweep - 7/7/1971 ... Last Wrigley Field Sweep - 7/28/1968

Most Wins: 18 1908
Fewest Wins: 2 six times: last 2004
Most Losses: 17 1949, 1957
Fewest Losses: 2 2001, 2005
Longest Win Streak: 16 7/28/1908-6/20/1909
Longest Loss Streak: 10 6/6-7/28/1947
Most Home Wins: 10 1910, 1935
Fewest Home Wins: 0 1988, 1999, 2002

CUBS-DODGERS

LAST 10 SEASONS

YEAR	RECORD	HOME	ROAD
1996	8-5	4-3	4-2
1997	5-6	3-3	2-3
1998	4-5	4-2	0-3
1999	2-7	0-3	2-4
2000	3-6	1-5	2-1
2001	4-2	3-0	1-2
2002	2-4	0-3	2-1
2003	2-4	1-2	1-2
2004	2-4	1-2	1-2
2005	4-2	1-2	3-0
TOTALS	36-45	18-25	18-20

Most Home Losses: 91949
 Fewest Home Losses: 02001
 Most Road Wins: 9four times: last 1912
 Fewest Road Wins: 01991, 1998
 Most Road Losses: 101956
 Fewest Road Losses: 02005
 Most Runs, Cubs: 288/25/1891 (28-5)
 Since 1900: 208/15/1945 (20-6),
 5/20/1967 (20-3),
 5/5/2001 (20-1)
 Most Runs, Dodgers: 219/7/1891-1 (3-21)
 Since 1900: 186/4/1943 (5-18),
 8/20/1974 (8-18)
 Most Runs, Both Teams: 338/25/1891 (28-5)
 Since 1900: 329/14/1935 (18-14)
 Largest Margin of Victory: 238/25/1891 (28-5)
 Since 1900: 195/5/2001 (20-1)

Largest Margin of Defeat: 189/7/1891-1 (3-21)
 Since 1900: 158/10/1922 (1-16)
 Longest Game, Innings: 218/17-8/18/1982 (1-2)

AT WRIGLEY FIELD

Most Runs, Cubs: 205/20/1967 (20-3),
 5/5/2001 (20-1)
 Most Runs, Dodgers: 186/4/1943 (5-18),
 8/20/1974 (8-18)
 Most Runs, Both Teams: 329/14/1935 (18-14)
 Largest Margin of Victory: 195/5/2001 (20-1)
 Largest Margin of Defeat: 136/4/1943 (5-18)
 Longest Game, Innings: 218/17-8/18/1982 (1-2)
 Longest Win Streak: 177/23/1935-7/10/1936
 Longest Loss Streak: 97/12/1987-4/26/1989

Cubs Vs. Milwaukee Brewers (62-61 Record)

FIRST GAME: 6/13/1997 @ Wrigley Field
 (Cubs lost 4-2)

At Wrigley Field32-29
 On the Road30-32
 County Stadium7-11
 Miller Park (Since 2001)23-21

Last 3-Game Sweep: Road - 2003 (9/5-9/7) ... Wrigley
 Field - 2004 (8/23-8/25)

Only 4-Game Sweep: Road - 2003 (5/12-5/15)

Last 3-Game Swept: Wrigley Field - 2002 (5/9-5/12)
 ... Road - 2005 (5/3-5/5)

Last Doubleheader: 9/2/2002 @ Wrigley Field (split)
 ... No doubleheaders played in Milwaukee ... No
 doubleheader sweeps

Most Wins: 102003, 2004
 Fewest Wins: 21997
 Most Losses: 102002
 Fewest Losses: 11997
 Longest Win Streak: 65/7-6/24/2003
 Longest Loss Streak: 68/23/2001-5/18/2002
 Most Home Wins: 52000, 2004
 Fewest Home Wins: 21997

Most Home Losses: 62001, 2003
 Fewest Home Losses: 11997
 Most Road Wins: 72003
 Fewest Road Wins: 12000
 Most Road Losses: 72005
 Fewest Road Losses: 02003
 Most Runs, Cubs: 179/2/2002 (17-4)
 Most Runs, Brewers: 197/1/1999 (12-19)
 Most Runs, Both Teams: 317/1/1999 (12-19)
 Largest Margin of Victory: 138/22/2001 (16-3),
 9/2/2002 (17-4)
 Largest Margin of Defeat: 116/29/1999 (6-17)
 Longest Game, Innings: 175/15/2003 (4-2)

AT WRIGLEY FIELD

Most Runs, Cubs: 179/2/2002 (17-4)
 Most Runs, Brewers: 197/1/1999 (12-19)
 Most Runs, Both Teams: 317/1/1999 (12-19)
 Largest Margin of Victory: 138/22/2001 (16-3),
 9/2/2002 (17-4)
 Largest Margin of Defeat: 116/29/1999 (6-17)
 Longest Game, Innings: 149/18/1999 (4-7)
 Longest Win Streak: 57/21/2000-5/27/2001
 Longest Loss Streak: 58/23/2001-9/2/2002

Cubs Vs. New York Mets (328-326 Record)

FIRST GAME: 5/8/1962 @ Wrigley Field (Cubs lost 3-1)

At Wrigley Field176-158
 On the Road151-167
 Polo Grounds V10-8
 Shea Stadium (Since 1964)141-159
 At Tokyo Dome (2000)1-1

Last 3-Game Sweep: Wrigley Field - 2004 (4/23-4/25)
 ... Road - 1991 (8/2-8/5) (4 games)

Last 4-Game Sweep: Wrigley Field - 1992 (8/6-8/9) ...
 Road - 1991 (8/2-8/5)

Last 3-Game Swept: Road - 2005 (8/5-8/7) ... Wrigley
 Field - 1994 (4/4-4/6)

Last 4-Game Swept: Road - 1985 (6/17-6/20) ...
 Wrigley Field - 1970 (6/22-6/25) (5 games)

Last Doubleheader: 4/22/2000 (swept) ... Last Wrigley
 Field Sweep - 8/7/1984 ... Last Road Sweep
 - 7/29/1984

Most Wins: 131967
 Fewest Wins: 11994, 2002
 Most Losses: 141985
 Fewest Losses: 12003
 Longest Win Streak: 8twice: last 9/15/2003-
 9/24/2004
 Longest Loss Streak: 89/6/1976-4/9/1977,
 8/3-9/19/1985
 Most Home Wins: 91967

Fewest Home Wins: 01994
 Most Home Losses: 81974
 Fewest Home Losses: 02003, 2004
 Most Road Wins: 71974, 1991
 Fewest Road Wins: 01985, 1999, 2002, 2005
 Most Road Losses: 91985
 Fewest Road Losses: 1five times: last 2003
 Most Runs, Cubs: 186/11/1967 (18-10),
 9/16/1972 (18-5)
 Most Runs, Mets: 238/16/1987 (10-23)
 Most Runs, Both Teams: 338/16/1987 (10-23)
 Largest Margin of Victory: 139/16/1972 (18-5),
 3/31/2003 (15-2)
 Largest Margin of Defeat: 185/26/1964 (1-19)
 Longest Game, Innings: 14four times: last
 8/11/1991 (3-2)

AT WRIGLEY FIELD

Most Runs, Cubs: 186/11/1967 (18-10),
 9/16/1972 (18-5)
 Most Runs, Mets: 238/16/1987 (10-23)
 Most Runs, Both Teams: 338/16/1987 (10-23)
 Largest Margin of Victory: 139/16/1972 (18-5)
 Largest Margin of Defeat: 185/26/1964 (1-19)
 Longest Game, Innings: 145/25/1972 (2-3), 8/11/1991 (3-2)
 Longest Win Streak: 99/25/1983-9/15/1984
 Longest Loss Streak: 94/15/1976-4/9/1977

CUBS-DODGERS

LAST TRADE WITH DODGERS
 12/16/2002: P Derek Thompson
 traded for cash considerations
 after the Cubs selected him in
 the major league Rule 5 draft

CUBS-BREWERS

SINCE 1997				
YEAR	RECORD	HOME	ROAD	
1997 (AL)	2-1	2-1	0-0	
1998	6-6	3-3	3-3	
1999	6-6	3-3	3-3	
2000	6-7	5-2	1-5	
2001	8-9	4-6	4-3	
2002	7-10	3-4	4-6	
2003	10-6	3-6	7-0	
2004	10-7	5-2	5-5	
2005	7-9	4-2	3-7	
TOTALS	62-61	32-29	30-32	

LAST TRADE WITH BREWERS
 8/31/2004: OF Ben Grieve
 acquired for P Andy Pratt

CUBS-METS

LAST 10 SEASONS				
YEAR	RECORD	HOME	ROAD	
1996	7-5	4-2	3-3	
1997	6-5	3-2	3-3	
1998	4-5	3-3	1-2	
1999	3-6	3-3	0-3	
2000	2-5	*1-2	*1-3	
2001	4-2	2-1	2-1	
2002	1-5	1-2	0-3	
2003	5-1	3-0	2-1	
2004	4-2	3-0	1-2	
2005	2-4	2-1	0-3	
TOTALS	38-40	25-16	13-24	

*Includes Tokyo Dome games

LAST TRADE WITH METS
 8/8/1997: IF Manny Alexander,
 P Mark Clark and OF Lance
 Johnson acquired for OF Brian
 McCrae, P Mel Rojas and P Turk
 Wendell

Cubs Vs. Philadelphia Phillies (1,194-1,064 Record)

FIRST GAME: 5/11/1883 @ Chicago's Lakefront Park
(Chicago won 11-9)

In Chicago	643-498
Lakefront Park	12-3
West Side Park	32-25
South Side Park II	12-10
West Side Grounds	122-89
Wrigley Field	465-371
On the Road	551-566
Recreation Park	24-7
Philadelphia Baseball Grounds	28-34
Baker Bowl	234-202
Shibe Park	157-183
Veterans Stadium (1971-2003)	106-136
Citizen's Bank Park (since 2004)	2-4
Last 3-Game Sweep: Road - 2000 (7/25-7/27) ... Wrigley Field - 1995 (7/28-7/30)	
Last 4-Game Sweep: Wrigley Field - 1973 (5/11-5/13) ... Road - 1945 (7/16-7/18) (Shibe Park, 6 games) Last 3-Game Sweep: Road - 1999 (7/2-7/4) ... Wrigley Field - 1984 (6/14-6/17) (4 games)	
Last 4-Game Sweep: Wrigley Field - 1984 (6/14-6/17) ... Road - 1980 (9/29-10/2)	
Last Doubleheader: 4/18/2001 @ Wrigley Field (sweep) ... Last Road Sweep - 7/20/1969 (Shibe Park)	
Most Wins: 19	1906
Fewest Wins: 1	1994, 2003
Most Losses: 17	1901, 1953
Fewest Losses: 1	1995

Longest Win Streak: 167/4/1884-6/24/1885
Since 1900: 117/17-9/11/1929
Longest Loss Streak: 149/20/1980-
9/27/1981-1

Most Home Wins: 101906, 1932, 1938
Fewest Home Wins: 02003
Most Home Losses: 91917, 1949
Fewest Home Losses: 01995
Most Road Wins: 101944
Fewest Road Wins: 0four times: last 1994
Most Road Losses: 111954
Fewest Road Losses: 01883, 1885, 2000
Most Runs, Cubs: 268/25/1922 (26-23)
Most Runs, Phillies: 238/25/1922 (26-23),
5/17/1979 (22-23,
10 innings)

Most Runs, Both Teams: 498/25/1922 (26-23)
Largest Margin of Victory: 197/4/1884 (22-3),
5/5/1938 (21-2)
Largest Margin of Defeat: 186/23/1886 (1-19)
Longest Game, Innings: 217/17/1918 (2-1)

AT WRIGLEY FIELD

Most Runs, Cubs: 268/25/1922 (26-23)
Most Runs, Phillies: 238/25/1922 (26-23), 5/17/1979 (22-23, 10 innings)
Most Runs, Both Teams: 498/25/1922 (26-23)
Largest Margin of Victory: 195/5/1938 (21-2)
Largest Margin of Defeat: 135/16/1979 (0-13)
Longest Game, Innings: 217/17/1918 (2-1)
Longest Win Streak: 147/31/1927-7/17/1928
Longest Loss Streak: 98/5/1917-5/16/1918, 5/21/1949-9/21/1949-1

CUBS-PHILLIES

LAST 10 SEASONS

YEAR	RECORD	HOME	ROAD
1996	7-6	3-3	4-3
1997	6-5	2-3	4-2
1998	3-6	2-4	1-2
1999	2-7	1-2	1-5
2000	6-3	3-3	3-0
2001	4-2	2-1	2-1
2002	2-4	1-3	1-1
2003	1-5	0-2	1-3
2004	3-3	2-1	1-2
2005	2-4	1-2	1-2
TOTALS	36-45	17-24	19-21

LAST TRADE WITH PHILLIES

12/13/1997: IF Mickey
Morandini acquired for OF Doug
Glanville

Cubs Vs. Pittsburgh Pirates (1,102-1,173 Record)

FIRST GAME: 5/6/1887 @ Chicago's West Side Park
(Chicago lost 6-3)

In Chicago	597-535
West Side Park	28-19
South Side Park II	6-8
West Side Grounds	109-99
Wrigley Field	454-409
On the Road	505-638
Recreation Park	16-17
Exposition Park III	84-74
Forbes Field	290-369
Three Rivers	88-161
PNC Park (Since 2001)	27-17
Last 3-Game Sweep: Wrigley Field - 2004 (9/13-9/15) ... Road - 2005 (9/2-9/4)	
Last 4-Game Sweep: Wrigley Field - 1985 (6/16-6/19) ... Road - 1959 (6/5-6/7) (Forbes Field)	
Last 3-Game Sweep: Wrigley Field - 2000 (5/5-5/7) ... Road - 1999 (4/9-4/11)	
Last 4-Game Sweep: Road - 1983 (6/20-6/23) (5 games) ... Wrigley Field - 1962 (6/11-6/14)	
Last Doubleheader: 5/28/2004 @ PNC Park (split) ... Last Wrigley Field Sweep - 9/27/2004 ... Last Road Sweep - 7/4/1980	
Most Wins: 17	1890, 1917
Fewest Wins: 3	1893, 1972, 2000
Most Losses: 17	1921
Fewest Losses: 1	1896
Since 1900: 3	1998

Longest Win Streak: 108/12/1890-
4/23/1891

Since 1900: 99/5/1938-5/13/1939
Longest Loss Streak: 119/21/1978-
6/22/1979
Most Home Wins: 121890
Since 1900: 101913
Fewest Home Wins: 01972
Most Home Losses: 91901, 1909, 1927
Fewest Home Losses: 01998
Most Road Wins: 81906, 1917, 1945
Fewest Road Wins: 1seven times: last
1983

Most Road Losses: 101924
Fewest Road Losses: 01896
Since 1900: 12005
Most Runs, Cubs: 247/25/1894 (24-6)
Since 1900: 199/6/1930 (19-14)
Most Runs, Pirates: 229/16/1975 (0-22)
Most Runs, Both Teams: 339/6/1930 (19-14)
Largest Margin of Victory: 187/25/1894 (24-6)
Since 1900: 136/21/1911 (14-1), 8/7/1979 (15-2)
Largest Margin of Defeat: 229/16/1975 (0-22)
Longest Game, Innings: 207/6/1980 (4-5)

AT WRIGLEY FIELD

Most Runs, Cubs: 184/17/1974 (18-9)
Most Runs, Pirates: 229/16/1975 (0-22)
Most Runs, Both Teams: 307/3/1970 (14-16), 7/6/1975 (12-18)
Largest Margin of Victory: 138/7/1979 (15-2)
Largest Margin of Defeat: 229/16/1975 (0-22)
Longest Game, Innings: 186/28/1916 (2-3)
Longest Win Streak: 137/6/1968-6/26/1969
Longest Loss Streak: 97/5/1971-9/14/1972

CUBS-PIRATES

LAST 10 SEASONS

YEAR	RECORD	HOME	ROAD
1996	4-9	2-4	2-5
1997	7-5	3-3	4-2
1998	8-3	5-0	3-3
1999	7-6	5-1	2-5
2000	3-9	1-5	2-4
2001	10-6	6-2	4-4
2002	10-9	5-4	5-5
2003	10-8	5-4	5-4
2004	13-5	7-2	6-3
2005	11-5	4-4	7-1
TOTALS	83-65	43-29	40-36

LAST TRADE WITH PIRATES

8/16/2005: OF Matt Lawton
acquired for OF Jody Gerut

DOUBLEHEADERS — LAST TIME IT HAPPENED

Cubs Last Doubleheader: 7/7/2005 @ Atlanta (swept - lost 6-0, lost 9-4)
Last Doubleheader At Wrigley Field: 4/13/2005 vs. San Diego (split - lost 8-3, won 8-3)
Last Doubleheader Sweep On Road: 6/8/1992 @ St. Louis (5-2, 6-4)

Cubs Vs. St. Louis Cardinals (1,115-1,059 Record)

FIRST GAME: 4/12/1892 @ St. Louis's Sportsman's Park (Chicago won 14-10)

In Chicago	619-478
South Side Park II	5-4
West Side Grounds	156-66
Wrigley Field	458-408
On the Road	496-581
Sportsman's Park I	2-2
Association Park (Kansas City, MO)	1-0
Robison Field	149-101
Sportsman's Park II	203-288
Busch Stadium (Since 1966)	141-190
Last 3-Game Sweep: Wrigley Field – 2001 (6/5-6/7) ... Road – 1988 (6/10-6/12)	
Last 4-Game Sweep: Wrigley Field – 1972 (7/29-7/31) ... Road – 1929 (6/27-6/30) (Sportsman's Park II)	
Last 3-Game Swept: Road – 2002 (9/6-9/8) ... Wrigley Field – 1988 (5/17-5/19)	
Last 4-Game Swept: Road – 2000 (9/14-9/17) ... Wrigley Field – 1921 (5/27-5/29)	
Last Doubleheader: 9/2/2003 @ Wrigley Field (split) ... Last Road Sweep – 6/8/1992 ... Last Wrigley Field Sweep – 10/5/1991	
Most Wins: 19	1908
Fewest Wins: 3	1893, 2000
Most Losses: 16	1942, 1944, 1945
Fewest Losses: 2	1895
Since 1900: 3	1908, 1918, 1978

Longest Win Streak: 16	9/13/1906-6/26/1907
Longest Loss Streak: 14	4/21-9/7/1944
Most Home Wins: 11	1905
Fewest Home Wins: 1	1994
Most Home Losses: 8	seven times: last 1958
Fewest Home Losses: 0	1896, 1918
Most Road Wins: 9	1906, 1908, 1911
Fewest Road Wins: 0	four times: last 2000
Most Road Losses: 11	1961
Fewest Road Losses: 0	1898
Since 1900: 1	1902, 1906, 1978
Most Runs, Cubs: 26	8/1/1894 (26-8)
Since 1900: 23	4/17/1954 (23-13)
Most Runs, Cardinals: 21	4/27/1977 (3-21)
Most Runs, Both Teams: 36	4/17/1954 (23-13)
Largest Margin of Victory: 18	8/1/1894 (26-8)
Since 1900: 15	9/21/1974 (19-4)
Largest Margin of Defeat: 18	4/27/1977 (3-21)
Longest Game, Innings: 20	8/28/1930 (7-8)

AT WRIGLEY FIELD

Most Runs, Cubs: 23	4/17/1954 (23-13)
Most Runs, Cardinals: 21	4/27/1977 (3-21)
Most Runs, Both Teams: 36	4/17/1954 (23-13)
Largest Margin of Victory: 14	6/25/1918 (14-0)
Largest Margin of Defeat: 18	4/27/1977 (3-21)
Longest Game, Innings: 20	8/28/1930 (7-8)
Longest Win Streak: 10	4/24/1918-4/27/1919
Longest Loss Streak: 10	6/27/1943-6/21/1944

CUBS-CARDINALS

LAST 10 SEASONS

YEAR	RECORD	HOME	ROAD
1996	5-8	3-3	2-5
1997	4-8	2-4	2-4
1998	4-7	4-2	0-5
1999	7-5	4-2	3-3
2000	3-10	3-3	0-7
2001	9-8	7-3	2-5
2002	6-12	5-4	1-8
2003	8-9	6-4	2-5
2004	8-11	4-5	4-6
2005	10-6	5-3	5-3
TOTALS	64-84	43-33	21-51

LAST TRADE WITH CARDS

*8/25/2002: P Jared Blasdel
and P Jason Karnuth acquired
for P Jeff Fassero*

Cubs Vs. San Diego Padres (224-171 Record)

FIRST GAME: 5/12/1969 @ Wrigley Field (Cubs won 2-0)

At Wrigley Field	120-78
On the Road	104-93
Qualcomm Stadium (1969-2003)	98-92
PETCO Park (since 2004)	6-1
Last 3-Game Sweep: Road – 2004 (5/14-5/16) ... Wrigley Field – 1999 (4/30-5/2)	
Last 4-Game Sweep: Wrigley Field – 1971 (5/14-5/16) ... Road – <i>Never done</i>	
Last 3-Game Swept: Wrigley Field – 1992 (9/4-9/6) ... Road – 1983 (7/11-7/13)	
Last 4-Game Swept: <i>Never done</i>	
Last Doubleheader: 4/13/2005 @ Wrigley Field (split) ... Last Road Sweep – 8/30/1974 ... Last Wrigley Field Sweep – 5/16/1971	
Most Wins: 11	1969
Fewest Wins: 2	2001, 2002
Most Losses: 8	1980, 1982, 1991
Fewest Losses: 1	1969
Longest Win Streak: 8	8/19/1970-5/16/1971, 6/6-8/19/1979
Longest Loss Streak: 6	8/25/1992-5/7/1993
Most Home Wins: 6	1969, 1971, 1987

Fewest Home Wins: 1	six times: last 2005
Most Home Losses: 4	four times: last 1992
Fewest Home Losses: 0	four times: last 1987
Most Road Wins: 5	four times: last 1993
Fewest Road Wins: 0	1981
Most Road Losses: 5	1980
Fewest Road Losses: 0	2003, 2004
Most Runs, Cubs: 23	5/17/1977 (23-6)
Most Runs, Padres: 14	5/10/1987 (2-14)
Most Runs, Both Teams: 29	5/17/1977 (23-6)
Largest Margin of Victory: 19	5/13/1969 (19-0)
Largest Margin of Defeat: 12	5/10/1987 (2-14)
Longest Game, Innings: 16	6/22/1996 (9-6)

AT WRIGLEY FIELD

Most Runs, Cubs: 23	5/17/1977 (23-6)
Most Runs, Padres: 12	8/25/1991 (9-12)
Most Runs, Both Teams: 29	5/17/1977 (23-6)
Largest Margin of Victory: 19	5/13/1969 (19-0)
Largest Margin of Defeat: 8	four times: last 7/27/1993 (0-8)
Longest Game, Innings: 15	7/8/1975 (6-8)
Longest Win Streak: 8	5/1/1987-5/12/1988
Longest Loss Streak: 5	6/3/1992-5/7/1993

CUBS-PADRES

LAST 10 SEASONS

YEAR	RECORD	HOME	ROAD
1996	6-6	4-2	2-4
1997	6-5	3-2	3-3
1998	5-4	1-2	4-2
1999	6-3	5-1	1-2
2000	3-5	2-2	1-3
2001	2-4	1-2	1-2
2002	2-4	1-2	1-2
2003	4-2	1-2	3-0
2004	4-2	1-2	3-0
2005	4-3	1-2	3-1
TOTALS	42-38	20-19	22-19

LAST TRADE WITH PADRES

*3/23/2000: OF Gary
Matthews Jr. acquired for
P Rodney Myers*

SEEING RED

In 2005, the Cubs were 10-6 against the St. Louis Cardinals, taking 5 of 8 games at Busch Stadium and 5 of 8 games at Wrigley Field. Prior to 2005, the last time the Cubs won home and road season series against St. Louis was 1995 (5-2 at home, 4-2 on the road). The Cubs have not won home and road series against the Cardinals in back-to-back seasons since 1992-1993.

The Cubs last recorded a winning season over the Cardinals in 2001 (9-8) – and last won 10 or more games in a season against the Cardinals in 1992 (11-7).

Cubs Vs. San Francisco Giants (1,030-1,101 Record)

FIRST GAME: 5/15/1883 @ Chicago's Lakefront Park (Chicago won 8-7)

New York (1883-1957)736-781
 San Francisco (Since 1958)294-320

In Chicago567-505
 Lakefront Park13-2
 West Side Park33-24
 South Side Park II11-5
 West Side Grounds112-98
 Wrigley Field398-376

On the Road463-596
 NY: Polo Grounds I Southeast23-27
 NY: St. George Cricket Grounds2-2
 NY: Polo Grounds III8-7
 NY: Polo Grounds IV83-94
 NY: Hilltop Park2-2
 NY: Polo Grounds V207-298
 SF: Seals Stadium11-11
 SF: Candlestick Park116-144
 SF: AT&T Park (Since 2000)11-11

Last 3-Game Sweep: Wrigley Field — 1994 (5/20-5/22) ... Road — 1993 (9/13-9/15) (Candlestick)
 Last 4-Game Sweep: Wrigley Field — 1977 (6/9-6/12) ... Road — Never done
 Last 3-Game Sweep: Road — 2000 (9/1-9/3) ... Wrigley Field — 1995 (9/8-9/10)
 Last 4-Game Sweep: Road — 1999 (6/17-6/20) (Candlestick) ... Wrigley Field — 1966 (6/21-6/23)
 Last Doubleheader: 8/25/1999 @ Wrigley Field (sweep) ... Last Road Sweep — 8/3/1980 (Candlestick) ... Last Wrigley Field Sweep — 9/27/1964

Most Wins: 171946
 Fewest Wins: 11894, 1999
 Most Losses: 171950, 1961

Fewest Losses: 22003, 2005
 Longest Win Streak: 117/17-10/3/1890
 Since 1900: 86/9-8/22/1977
 Longest Loss Streak: 126/28/1894-5/30/1895
 Since 1900: 96/18-8/23/1950

Most Home Wins: 101907
 Fewest Home Wins: 01894, 1973
 Most Home Losses: 101950
 Fewest Home Losses: 110 times: last 2005
 Most Road Wins: 91906
 Fewest Road Wins: 01971, 1999
 Most Road Losses: 101961
 Fewest Road Losses: 1six times: last 2005
 Most Runs, Cubs: 217/7/1886 (21-9)
 Since 1900: 208/13/1959 (20-9)
 Most Runs, Giants: 226/2/1883 (7-22)
 Since 1900: 198/5/1922 (7-19),
 7/4/1961 (3-19)

Most Runs, Both Teams: 355/23/1889 (18-17, 10
 innings)
 Since 1900: 298/13/1959 (20-9)
 Largest Margin of Victory: 196/7/1906 (19-0)
 Largest Margin of Defeat: 176/8/1888 (2-19)
 Since 1900: 164/23/1960 (2-18), 7/4/1961 (3-19)
 Longest Game, Innings: 175/2/1956 (5-6)

CUBS-GIANTS

LAST 10 SEASONS

YEAR	RECORD	HOME	ROAD
1996	7-5	4-2	3-3
1997	5-6	3-3	2-3
1998	7-3	5-2	2-1
1999	1-7	1-3	0-4
2000	4-5	2-1	2-4
2001	3-3	1-2	2-1
2002	3-3	2-1	2-2
2003	4-2	2-1	2-1
2004	2-4	1-2	1-2
2005	5-2	2-1	3-1
TOTALS	41-40	23-18	18-22

LAST TRADE WITH GIANTS

5/28/2005: P Jerome Williams
 and P David Aardsma acquired
 for P LaTroy Hawkins and cash
 considerations

AT WRIGLEY FIELD

Most Runs, Cubs: 208/13/1959 (20-9)
 Most Runs, Giants: 197/4/1961 (3-19)
 Most Runs, Both Teams: 298/13/1959 (20-9)
 Largest Margin of Victory: 147/20/1926 (16-2)
 Largest Margin of Defeat: 164/23/1960 (2-18), 7/4/1961 (3-19)
 Longest Game, Innings: 175/2/1956 (5-6)
 Longest Win Streak: 97/19/1935-5/2/1936
 Longest Loss Streak: 106/7/1950-6/22/1951

Cubs Vs. Washington Nationals (249-276 Record)

FIRST GAME: 4/11/1969 @ as Montreal Expos Wrigley Field (Cubs won 1-0)

At Wrigley Field139-128
 On the Road110-148
 MON: Jarry Park33-36
 MON: Olympic Stadium (1972-2002, 2004)75-108
 MON/Puerto Rico: Hi Bithorn Stadium (2003)1-2
 WAS: RFK Stadium (since 2005)1-2

Last 3-Game Sweep: Wrigley Field — 1992 (6/12-6/14) ... Road — 1991 (5/31-6/2)
 Last 4-Game Sweep: Wrigley Field — 1998 (4/3-4/6) ... Road — 1977 (5/13-5/15)
 Last 3-Game Sweep: Road — 1996 (5/6-5/8) ... Wrigley Field — 2005 (7/1-7/3)
 Last 4-Game Sweep: Road — 1997 (6/6-6/9) ... Wrigley Field — Never done
 Last Doubleheader: 8/17/1993 @ Wrigley Field (split) ... Last Road Sweep — 5/15/1977 ... Last Wrigley Field Sweep — 7/6/1970

Most Wins: 131970
 Fewest Wins: 12005
 Most Losses: 131974
 Fewest Losses: 21998
 Longest Win Streak: 710/1/1976-5/15/1977,
 9/11/1990-6/2/1991
 Longest Loss Streak: 98/1/1979-5/26/1980

Most Home Wins: 71970, 1973
 Fewest Home Wins: 01994, 2005
 Most Home Losses: 81982
 Fewest Home Losses: 01998
 Most Road Wins: 6four times: last 1987
 Fewest Road Wins: 01995, 1997
 Most Road Losses: 81979
 Fewest Road Losses: 1four times: last 2004
 Most Runs, Cubs: 159/24/1985 (15-17),
 5/14/2000 (15-16)
 Since 1900: 7/4/1977 (3-19)
 Most Runs, Nationals: 197/4/1977 (3-19)
 Most Runs, Both Teams: 329/24/1985 (15-17)
 Largest Margin of Victory: 134/10/1998 (13-0)
 Largest Margin of Defeat: 167/4/1977 (3-19)
 Longest Game, Innings: 146/28/1973 (4-5), 6/27-
 6/28/1974 (8-7)

CUBS-NATIONALS

LAST 10 SEASONS

YEAR	RECORD	HOME	ROAD
1996	6-6	4-2	2-4
1997	4-7	4-1	0-6
1998	7-2	6-0	1-2
1999	2-5	1-3	1-2
2000	4-5	2-1	2-4
2001	3-3	1-2	2-1
2002	3-3	2-1	1-2
2003	3-3	2-1	1-2
2004	3-3	1-2	2-1
2005	1-5	0-3	1-2
TOTALS	36-42	23-26	13-26

LAST TRADE WITH NATIONALS

12/19/2003: OF/IF Jose Macias
 acquired for P Wilton Chavez

AT WRIGLEY FIELD

Most Runs, Cubs: 159/24/1985 (15-17)
 Most Runs, Expos: 197/4/1977 (3-19)
 Most Runs, Both Teams: 329/24/1985 (15-17)
 Largest Margin of Victory: 127/6/1970 (14-2)
 Largest Margin of Defeat: 167/4/1977 (3-19)
 Longest Game, Innings: 186/27-6/28/1973 (4-5)
 Longest Win Streak: 79/24/1969-7/8/1970, 8/24/1997-7/23/1998
 Longest Loss Streak: 106/18/1982-4/7/1983

SWEEPS — LAST TIME IT HAPPENED

Cubs Last 3-Game Sweep: 9/2-9/4/2005 @ Pittsburgh
 Last 3-Game Sweep at Wrigley: 9/2-9/15/2004 vs. Pittsburgh
 Last 4-Game Sweep: 6/14-6/17/2004 @ Houston
 Last 4-Game Sweep at Wrigley Field: 4/3-4/6/1998 vs. Montreal

CUBS VS. AMERICAN LEAGUE CLUBS NOT BASED IN CHICAGO

TEAM (YEARS PLAYED)	RECORD	HOME	ROAD	LAST TRADE
Anaheim Angels (2004)	2-1	0-0	2-1	3/25/2001 – P Mike Fyhrle acquired for IF Jose Nieves
Baltimore Orioles (2003)	2-1	0-0	2-1	1/9/2006 – P Carlos Perez and IF Nate Spears acquired for OF Corey Patterson
Boston Red Sox (2005)	2-1	2-1	0-0	12/1/2005 – P Jermaine Van Buren traded for a player to be named later
Cleveland Indians (1997-1999)	2-6	0-2	2-4	7/18/2005 – OF Jody Gerut acquired for OF Jason Dubois
Detroit Tigers (1998, 2000-2001)	3-5	1-2	2-3	2/9/2005 – P Roberto Novoa, IF Scott Moore and OF Bo Flowers acquired from Detroit in exchange for P Kyle Farnsworth and a PTBNL
Kansas City Royals (1997-2001)	9-6	6-3	3-3	6/14/2004 – IF Gookie Dawkins acquired for IF Damian Jackson
Minnesota Twins (1997-2001)	10-5	7-2	3-3	7/31/2004 – IF Doug Mientkiewicz acquired for P Justin Jones
New York Yankees (2003, 2005)	2-4	2-1	0-3	8/26/2005 – P Justin Berg acquired for OF Matt Lawton
Oakland Athletics (2004)	2-1	2-1	0-0	12/21/2003 – C Damian Miller traded with cash considerations for player to be named later
Seattle Mariners (2002)	2-1	0-0	2-1	7/11/1987 – P Dave Hartnett acquired for OF Gary Matthews
Tampa Bay Devil Rays (2003)	2-1	2-1	0-0	7/27/2001 – IF Fred McGriff acquired for P Manny Aybar and IF Jason Smith
Texas Rangers (2002)	1-2	1-2	0-0	11/16/2005 – P Jon Leicester traded for a player to be named later
Toronto Blue Jays (2003, 2005)	2-4	1-2	1-2	12/10/2001 – IF Alex Gonzalez acquired for P Felix Heredia and IF James Deschaine

RUNS SCORED — AND RUNS ALLOWED

The Cubs mark for scoring in consecutive games is 127, set from June 15, 1958-May 13, 1959. The team record for scoring in consecutive contests in one season is 109, set in 1943 (May 23-September 18).

The longest streak for Cubs pitchers without hurling a shutout is 106 games, set in 1901 (May 18-September 20).

On June 29, 1897, the Cubs scored at least 1 run in every inning in a 36-7 victory at Louisville. That was the only time in club history that the team scored at least 1 run in every frame. The last time the Cubs surrendered at least 1 run in every inning took place May 5, 1999, vs. Colorado at Wrigley Field.

Since 1900, the Cubs have thrown three consecutive shutouts seven times, with the last occurrence taking place July 21-July 24, 1992 – when the Cubs won 1-0 and 3-0 at Cincinnati and 1-0 at Houston.

The last time the Cubs threw shutouts in both games of a doubleheader occurred July 11, 1965, vs. St. Louis at Wrigley Field (identical 6-0 scores).

The Cubs were held scoreless in a National League-record 48 consecutive innings June 15-June 21, 1968. The club was blanked in four straight games June 16-June 20.

The last time the Cubs gave up fewer than 3 runs during a three-game series took place May 26-May 28, 1978, at St. Louis – when the Cubs swept the set by scores of 6-0, 3-2 and 2-0.

The last time the Cubs gave up fewer than 3 runs during a Wrigley Field three-game set occurred May 2-May 4, 1972, vs. Atlanta (12-1, 12-1, 8-0).

From July 5-July 7, 2001, the Cubs scored 38 runs over a 3-game span – winning by scores of 13-4 at New York and 15-9 and 10-6 at Detroit. Over the 3-game span, the Cubs recorded 50 hits – including 21 for extra bases (12 doubles, 4 triples, 5 homers).

In 1930, the Cubs established a team record by reaching the 10-runs plateau in 5 straight games June 1-June 6. During that stretch – the only time in club history that the team had a double-digit runs streak surpassing 3 games – the Cubs defeated Pittsburgh 16-4 on June 1 at Wrigley Field before going on a road trip. They swept the Boston Braves over a 3-game span June 3-June 5 by scores of 15-2, 18-10 and 10-7, then went to Brooklyn and beat the Dodgers 13-0 on June 6.

During a 20-1 victory over Los Angeles May 5, 2001, the Cubs scored 8 times during both the seventh and eighth innings. This was only the fifth time in major league history that a team plated at least 8 runs in consecutive frames. The list:

April 30, 1887: St. Louis (NL) vs. Cleveland.....9 in fifth, 8 in sixth
 June 16, 1887: Philadelphia (NL) vs. Washington.....8 in seventh, 8 in eighth
 May 2, 1901: Boston (AL) vs. Philadelphia9 in second, 10 in third
 July 29, 1928: Cleveland vs. New York.....8 in first, 9 in second
 May 5, 2001: CUBS vs. Los Angeles8 in seventh, 8 in eighth

POSTSEASON HISTORY

1906 World Series: White Sox Defeated Cubs 4-2

The 1906 Cubs set a modern record by winning 116 games against only 36 losses ... facing the "Hitless Wonders" White Sox in the first one-city World Series, the Cubs were heavily favored to win their first Fall Classic.

- played in snowy October weather, the first 4 games were dominated by pitching ... Nick Altrock and Mordecai "Three Finger" Brown duelled in the opener with both pitchers allowing only 4 hits, but the White Sox scratched out a 2-1 win ... Ed Reulbach evened the Series with a 1-hitter the following day ... the clubs then traded shutouts, leaving the Series tied after four games.
- the Cubs were held to a .196 batting average ... the White Sox didn't fare much better, hitting only .198.

DATE	SCORE	WINNER	LOSER	ATTENDANCE
Oct. 9	White Sox 2, @Cubs 1	Nick Altrock-CG	Mordecai Brown-CG	12,693
Oct. 10	Cubs 7, @White Sox 1	Ed Reulbach-CG	Doc White	12,595
Oct. 11	White Sox 3, @Cubs 0	Ed Walsh-CG	Jack Pfeister-CG	13,667
Oct. 12	Cubs 1, @White Sox 0	Mordecai Brown-CG	Nick Altrock-CG	18,385
Oct. 13	White Sox 8, @Cubs 6	Ed Walsh	Jack Pfeister	23,257
Oct. 14	@White Sox 8, Cubs 3	Doc White-CG	Mordecai Brown	19,249

Cubs Batting: .196, 9 doubles, 0 homers
 Cubs Pitching: 3.23 ERA
 Top Cubs Batters: Solly Hofman -.304 ...
 Wildfire Schulte -.269, 3 doubles
 Top Cubs Pitchers: Orval Overall - 1.50 ERA ...
 Ed Reulbach - 1-0, 2.45 ERA

1907 World Series: Cubs Defeated Tigers 4-0 (1 Tie)

Trailing 3-1 with 2 out in the 9th inning of the Series opener, the Cubs rallied for 2 runs to send the game into extra innings ... after 12 innings, the game was called due to darkness ... Cubs pitchers then took over the Series, allowing only 3 more Tigers runs as Chicago claimed its first World Series title.

- four Cub starting pitchers combined for a 0.75 ERA and held future Hall of Famers Ty Cobb and Sam Crawford to .200 and .238 batting averages, respectively.

DATE	SCORE	WINNER	LOSER	ATTENDANCE
Oct. 8	@Cubs 3, Tigers 3 (12)	—	—	24,377
Oct. 9	@Cubs 3, Tigers 1	Jack Pfeister-CG	George Mullin-CG	21,901
Oct. 10	@Cubs 5, Tigers 1	Ed Reulbach-CG	Ed Siever	13,114
Oct. 11	Cubs 6, @Tigers 1	Orval Overall-CG	Bill Donovan-CG	11,306
Oct. 12	Cubs 3, @Tigers 0	Mordecai Brown-CG	George Mullin-CG	7,370

Cubs Batting: .257, 6 doubles, 0 homers
 Cubs Pitching: 0.75 ERA
 Top Cubs Batters: Harry Steinfieldt -.471 ...
 Johnny Evers -.350, 2 doubles
 Top Cubs Pitchers: Mordecai Brown - 1-0, 0.00
 ERA ... Ed Reulbach - 1-0, 0.75 ERA

1908 World Series: Cubs Defeated Tigers 4-1

The Cubs became the first club to win back-to-back World Series titles, defeating the Tigers in 5 games.

- Cubs pitchers again dominated, limiting the Tigers to a .203 average and shutting them out over the last 19 innings of the Series ... Mordecai Brown and Orval Overall combined to allow only 3 runs in 29.1 innings.
- the Cubs hit .293 for the Series, topped by Frank Chance's .421 average ... Joe Tinker connected for the only homer - the first in World Series play since 1903.

DATE	SCORE	WINNER	LOSER	ATTENDANCE
Oct. 10	Cubs 10, @Tigers 6	Mordecai Brown	Ed Summers	10,812
Oct. 11	@Cubs 6, Tigers 1	Orval Overall-CG	Bill Donovan-CG	17,760
Oct. 12	Tigers 8, @Cubs 3	George Mullin-CG	Jack Pfeister	14,543
Oct. 13	Cubs 3, @Tigers 0	Mordecai Brown-CG	Ed Summers	12,907
Oct. 14	Cubs 2, @Tigers 0	Orval Overall-CG	Bill Donovan-CG	6,210

Cubs Batting: .293, 4 doubles, 1 homer
 Cubs Pitching: 2.60 ERA
 Top Cubs Batters: Frank Chance -.421,
 3 RBI ... Wildfire Schulte -.389
 Top Cubs Pitchers: Mordecai Brown - 2-0,
 0.00 ERA ... Orval Overall - 2-0, 0.98 ERA

1910 World Series: Athletics Defeated Cubs 4-1

After a one-year absence, the Cubs returned for their fourth World Series in five years ... an aging Cub team, however, fell to Connie Mack's Athletics.

- the Athletics easily took the first 3 games of the Series ... the Cubs staved off elimination with a 4-3 comeback win in Game 4, with Mordecai Brown earning the win in relief ... the following day, the Athletics scored 5 runs off Brown in the 8th inning to capture the World Series with a 7-2 win.

DATE	SCORE	WINNER	LOSER	ATTENDANCE
Oct. 17	@Athletics 4, Cubs 1	Chief Bender-CG	Orval Overall	26,891
Oct. 18	@Athletics 9, Cubs 3	Jack Coombs-CG	Mordecai Brown	24,597
Oct. 20	Athletics 12, @Cubs 5	Jack Coombs-CG	Harry McIntire	26,210
Oct. 22	@Cubs 4, Athletics 3 (10)	Mordecai Brown	Chief Bender-CG	19,150
Oct. 23	Athletics 7, @Cubs 2	Jack Coombs-CG	Mordecai Brown-CG	27,374

Cubs Batting: .222, 11 doubles, 0 homers
 Cubs Pitching: 4.70 ERA
 Top Cubs Batters: Frank Chance -.353,
 4 RBI ... Wildfire Schulte -.353, 3 doubles
 Top Cubs Pitcher: Jack Pfeister - 0.00 ERA

1918 World Series: Red Sox Defeated Cubs 4-2

With World War I raging in Europe, the regular season ended three weeks early ... the Series opened in early September, with the first 3 games played in Chicago – at Comiskey Park (due to its seating capacity).

© the Red Sox, led by pitcher Babe Ruth, beat the Cubs in 6 games ... Hippo Vaughn went just 1-2 for the Cubs despite allowing only 3 runs in 27.0 innings.

DATE	SCORE	WINNER	LOSER	ATTENDANCE
Sept. 5	Red Sox 1, @Cubs 0	Babe Ruth-CG	Hippo Vaughn-CG	19,274
Sept. 6	@Cubs 3, Red Sox 1	Lefty Tyler-CG	Joe Bush-CG	20,040
Sept. 7	Red Sox 2, @Cubs 1	Carl Mays-CG	Hippo Vaughn-CG	27,054
Sept. 9	@Red Sox 3, Cubs 2	Babe Ruth	Phil Douglas	22,183
Sept. 10	Cubs 3, @Red Sox 0	Hippo Vaughn-CG	Sam Jones-CG	24,694
Sept. 11	@Red Sox 2, Cubs 1	Carl Mays-CG	Lefty Tyler	15,238

Cubs Batting: .210, 5 doubles, 0 homers
 Cubs Pitching: 1.04 ERA
 Top Cubs Batters: Charlie Pick – .389 ... Fred Merkle – .278
 Top Cubs Pitchers: Hippo Vaughn – 1-2, 1.00 ERA ... Lefty Tyler – 1-1, 1.17 ERA

1929 World Series: Athletics Defeated Cubs 4-1

The Cubs began a run of a pennant every three years with a rematch against their 1910 Fall Classic foes ... the results were the same, as Philadelphia won the Series in 5 games.

© after falling behind 2 games to 1, the Cubs appeared ready to even the Series at 2 games apiece – as they led Game 4 by an 8-0 score entering the bottom of the 7th inning ... the Athletics shocked the Cubs by scoring 10 runs in the frame and won the contest 10-8.

DATE	SCORE	WINNER	LOSER	ATTENDANCE
Oct. 8	Athletics 3, @Cubs 1	Howard Ehmke-CG	Charlie Root	50,740
Oct. 9	Athletics 9, @Cubs 3	George Earnshaw	Pat Malone	49,987
Oct. 11	Cubs 3, @Athletics 1	Guy Bush-CG	George Earnshaw-CG	29,921
Oct. 12	@Athletics 10, Cubs 8	Eddie Rommel	Sheriff Blake	29,921
Oct. 14	@Athletics 3, Cubs 2	Rube Walberg	Pat Malone-CG	29,921

Cubs Batting: .249, 6 doubles, 1 homer
 Cubs Pitching: 4.33 ERA
 Top Cubs Batters: Hack Wilson – .471 ... Charlie Grimm – .389, 1 homer, 4 RBI
 Top Cubs Pitcher: Guy Bush – 1-0, 0.82 ERA

1932 World Series: Yankees Defeated Cubs 4-0

The mighty Yankees, managed by former Cub skipper Joe McCarthy, easily swept the Series in 4 games.

© the Yankees won the first 2 games in New York by scores of 12-6 and 5-2.

© Game 3 was played at Wrigley Field and featured Babe Ruth's supposed "called shot" in the 5th inning.

DATE	SCORE	WINNER	LOSER	ATTENDANCE
Sept. 28	@Yankees 12, Cubs 6	Red Ruffing-CG	Guy Bush	41,459
Sept. 29	@Yankees 5, Cubs 2	Lefty Gomez-CG	Lon Warneke-CG	50,709
Oct. 1	Yankees 7, @Cubs 5	George Pipgras	Charlie Root	49,986
Oct. 2	Yankees 13, @Cubs 6	Wilcy Moore	Jakie May	49,844

Cubs Batting: .253, 8 doubles, 3 homers
 Cubs Pitching: 9.26 ERA
 Top Cubs Batters: Riggs Stephenson – .444, 4 RBI ... Billy Jurges – .364
 Top Cubs Pitchers: Lon Warneke – 2-0, 5.91 ERA

1935 World Series: Tigers Defeated Cubs 4-2

The Cubs and Detroit met in World Series play for the third time, as the Tigers avenged their 1907 and 1908 losses by beating the Cubs in 6 games.

© the Tigers finished off the Series in Game 6 with a 4-3 win in Detroit ... the winning run scored with 2 out in the 9th inning.

DATE	SCORE	WINNER	LOSER	ATTENDANCE
Oct. 2	Cubs 3, @Tigers 0	Lon Warneke-CG	Schoolboy Rowe-CG	47,391
Oct. 3	@Tigers 8, Cubs 3	Tommy Bridges-CG	Charlie Root	46,742
Oct. 4	Tigers 6, @Cubs 5	Schoolboy Rowe	Larry French	45,532
Oct. 5	Tigers 2, @Cubs 1	General Crowder-CG	Tex Carleton	49,350
Oct. 6	@Cubs 3, Tigers 1	Lon Warneke	Schoolboy Rowe-CG	49,237
Oct. 7	@Tigers 4, Cubs 3	Tommy Bridges-CG	Larry French-CG	48,420

Cubs Batting: .238, 6 doubles, 5 homers
 Cubs Pitching: 2.96 ERA
 Top Cubs Batters: Billy Herman – .333, 1 homer, 6 RBI ... Frank Demaree – 2 homers
 Top Cubs Pitchers: Lon Warneke – 2-0, 0.54 ERA ... Tex Carleton – 1-2, 2.99 ERA

1938 World Series: Yankees Defeated Cubs 4-0

Yankee power again proved too much, as New York swept the Cubs in 4 games.

© the Yankees, in the midst of four consecutive World Series titles, outscored the Cubs 22-9.

DATE	SCORE	WINNER	LOSER	ATTENDANCE
Oct. 5	Yankees 3, @Cubs 1	Red Ruffing-CG	Bill Lee	43,642
Oct. 6	Yankees 6, @Cubs 3	Lefty Gomez	Dizzy Dean	42,108
Oct. 8	@Yankees 5, Cubs 2	Monte Pearson-CG	Clay Bryant	55,236
Oct. 9	@Yankees 8, Cubs 3	Red Ruffing-CG	Bill Lee	59,847

Cubs Batting: .243, 4 doubles, 2 homers
 Cubs Pitching: 5.03 ERA
 Top Cubs Batters: Joe Marty – .500, 1 homer, 5 RBI ... Stan Hack – .471
 Top Cubs Pitcher: Bill Lee – 2-4, 5.91 ERA

1945 World Series: Tigers Defeated Cubs 4-3

The Cubs suffered their seventh consecutive World Series defeat, falling in 7 games to the Tigers.

Ⓞ in Game 7, the Tigers battered Hank Borowy and Paul Derringer for 5 runs in the 1st inning and coasted to a 9-3 victory.

DATE	SCORE	WINNER	LOSER	ATTENDANCE
Oct. 3	Cubs 9, @Tigers 0	Hank Borowy-CG	Hal Newhouser	54,637
Oct. 4	@Tigers 4, Cubs 1	Virgil Trucks-CG	Hank Wyse	53,636
Oct. 5	Cubs 3, @Tigers 0	Claude Passeau-CG	Stubby Overmire	55,500
Oct. 6	Tigers 4, @Cubs 1	Dizzy Trout-CG	Ray Prim	42,923
Oct. 7	Tigers 8, @Cubs 4	Hal Newhouser-CG	Hank Borowy	43,463
Oct. 8	@Cubs 8, Tigers 7 (12)	Hank Borowy	Dizzy Trout	41,708
Oct. 10	Tigers 9, @Cubs 3	Hal Newhouser-CG	Hank Borowy	41,590

Cubs Batting: .263, 16 doubles, 1 homer
 Cubs Pitching: 4.15 ERA
 Top Cubs Batters: Phil Cavarretta - .423,
 1 homer, 5 RBI ... Stan Hack - .367
 Top Cubs Pitcher: Claude Passeau - 1-0,
 2.70 ERA

1984 NLCS: Padres Defeated Cubs 3-2

The Cubs advanced into postseason play for the first time since 1945 after winning the National League Eastern Division title with a 96-65 record ... the Cubs then won the first 2 games of the NLCS at Wrigley Field before dropping the final 3 contests in San Diego.

Ⓞ the Cubs hit 5 homers and had 16 hits in routing the Padres 13-0 in Game 1, as winning pitcher Rick Sutcliffe allowed 2 hits in 7.0 innings and homered ... behind Steve Trout, the Cubs then won the second game 4-2.

Ⓞ San Diego routed the Cubs in Game 3, then won the fourth game 7-5 behind Steve Garvey's 5-RBI contest.

Ⓞ in the decisive fifth game, Leon Durham's 2-run homer and Jody Davis' solo shot gave the Cubs a 3-0 lead entering the bottom of the 6th inning ... San Diego, though, scored twice in the 6th and 4 times in the 7th to advance to the World Series.

DATE	SCORE	WINNER	LOSER	ATTENDANCE
Oct. 2	@Cubs 13, Padres 0	Rick Sutcliffe	Eric Show	36,282
Oct. 3	@Cubs 4, Padres 2	Steve Trout	Mark Thurmond	36,282
Oct. 4	@Padres 7, Cubs 1	Ed Whitson	Dennis Eckersley	58,346
Oct. 6	@Padres 7, Cubs 5	Craig Lefferts	Lee Smith	58,354
Oct. 7	@Padres 6, Cubs 3	Craig Lefferts	Rick Sutcliffe	58,359

Cubs Batting: .259, 11 doubles, 9 homers
 Cubs Pitching: 4.25 ERA
 Top Cubs Batters: Jody Davis - .389,
 2 homers, 6 RBI ... Ryne Sandberg - .368
 Top Cubs Pitchers: Steve Trout - 1-0, 2.00
 ERA ... Rick Sutcliffe - 3.38 ERA

1989 NLCS: Giants Defeated Cubs 4-1

Will Clark was too much for the Cubs to handle, as the Giants' first baseman was a one-man wrecking crew ... Clark batted .650 in the NLCS (13-20) with 2 homers - including a grand slam - and 8 RBI.

Ⓞ Mark Grace did his best to keep the Cubs alive, going 11-for-17 (.647) with 5 extra-base hits and 8 RBI.

DATE	SCORE	WINNER	LOSER	ATTENDANCE
Oct. 4	Giants 11, @ Cubs 3	Scott Garrelts	Greg Maddux	39,195
Oct. 5	@Cubs 9, Giants 5	Les Lancaster	Rick Reuschel	39,195
Oct. 7	@Giants 5, Cubs 4	Don Robinson	Les Lancaster	62,065
Oct. 8	@Giants 6, Cubs 4	Kelly Downs	Steve Wilson	62,078
Oct. 9	@Giants 3, Cubs 2	Rick Reuschel	Mike Bielecki	62,084

Cubs Batting: .303, 9 doubles, 3 homers
 Cubs Pitching: 5.57 ERA
 Top Cubs Batters: Mark Grace - .647, 1 homer,
 8 RBI ... Ryne Sandberg - .400, 1 homer, 4 RBI
 Top Cubs Pitcher: Mike Bielecki - 3.65 ERA

1998 NLDS: Braves Defeated Cubs 3-0

Atlanta pitching proved to be too much for the Cubs, who needed a Wild Card tie-breaker contest against San Francisco to qualify for the postseason.

Ⓞ the Cubs were held to just 4 runs, 17 hits and a .181 average ... Braves pitchers recorded a 1.29 ERA.

Ⓞ Cubs pitchers limited Atlanta's offense to just a .228 average ... Cubs starters gave up only 4 earned runs in 20.0 innings.

Ⓞ two days before the start of the Division Series - on September 28 at Wrigley Field - the Cubs earned a spot in the playoffs as the National League's wild card team after beating San Francisco 5-3 ... Steve Trachsel took a no-hitter into the 6th inning, Gary Gaetti belted a 2-run homer, pinch-hitter Matt Mieske singled in 2 runs and Rod Beck picked up the save as the Cubs advanced to the playoffs.

DATE	SCORE	WINNER	LOSER	ATTENDANCE
Sept. 30	@Braves 7, Cubs 1	John Smoltz	Mark Clark	45,598
Oct. 1	@Braves 2, Cubs 1 (10)	Odalis Perez	Terry Mulholland	51,713
Oct. 3	Braves 6, @Cubs 2	Greg Maddux	Kerry Wood	39,597

Cubs Batting: .181, 2 doubles, 1 homer
 Cubs Pitching: 4.44 ERA
 Top Cubs Batters: Scott Servais - 2-for-3,
 Tyler Houston - 1 homer
 Top Cubs Pitcher: Kevin Tapani - 1.00 ERA

2003 NLDS: Cubs Defeated Braves 3-2

For the first time since winning the 1908 World Series, the Cubs were victorious in a postseason series ... as such, the Cubs qualified for their first trip to the National League Championship Series since 1989.

- © the affair was only the third "final and decisive" postseason contest in Cubs history ... the club had dropped Game 7 of the 1945 World Series to Detroit and Game 5 of the 1984 NLCS to San Diego.
- © Kerry Wood and Mark Prior were the stars of the Division Series for the Cubs.
- © with 2 victories, Wood became the first Cub to pick up a pair of wins in a postseason series since Hank Borowy in the 1945 World Series ... he fanned 18 batters in the 2 starts, surpassing the club-record 17 recorded by Hippo Vaughn in the 1918 World Series ... in the series-opening 4-2 victory, he had 2 hits – and drove in the game-winning run with a 2-run double in the Cubs' 4-run 6th inning.
- © in Game 3 (a 3-1 Cubs win), Prior went the distance – allowing 2 hits while fanning 7 ... he was the first Cubs pitcher to throw a complete game in the postseason since Claude Passeau accomplished the feat in Game 3 of the 1945 World Series ... in the process, he also became the second hurler to throw a 2-hitter in a Division Series affair, joining Nolan Ryan (October 6, 1981).

DATE	SCORE	WINNER	LOSER	ATTENDANCE
Sept. 30	Cubs 4, @Braves 2	Kerry Wood	Russ Ortiz	52,043
Oct. 1	@Braves 5, Cubs 3	John Smoltz	Dave Veres	52,743
Oct. 3	@Cubs 3, Braves 1	Mark Prior-CG	Greg Maddux	39,982
Oct. 4	Braves 6, @Cubs 4	Russ Ortiz	Matt Clement	39,983
Oct. 5	Cubs 5, @Braves 1	Kerry Wood	Mike Hampton	54,357

Cubs Batting: .257, 8 doubles, 4 homers
 Cubs Pitching: 3.07 ERA
 Top Cubs Batters: Moises Alou – .500, 3 RBI ...
 Eric Karros – .375, 2 homers, 2 RBI
 Top Cubs Pitchers: Kerry Wood – 2-0,
 1.76 ERA ... Mark Prior – 1-0, 1.00 ERA

2003 NLCS: Marlins Defeated Cubs 4-3

Five outs – that's all that stood between the Cubs' 3-0 lead in Game 6 and their first trip to the Fall Classic since 1945 ... before two of those outs could be recorded, though, Florida stunned the Cubs with an 8-run 8th-inning rally.

- © by the time the fateful 8th was over, the Marlins had sent 12 batters to the plate ... the 8 runs were the most in an NLCS inning since St. Louis plated 9 in the 2nd inning October 13, 1985, against Los Angeles.
- © there was another day for the Cubs, however ... in Game 7, they found themselves down 3-0 early before rallying to tie the score in the bottom of the 2nd – including a 2-run shot by Kerry Wood ... his roundtripper was just the fourth by a pitcher in NLCS history – and the first since the Cubs' Rick Sutcliffe went deep in Game 1 of the 1984 NLCS vs. San Diego ... the Cubs then went ahead 5-3 in the 3rd inning on Moises Alou's 2-run homer ... from that point, though, the Cubs were held to just 1 hit – a Troy O'Leary pinch homer in the 7th off Josh Beckett – as the Marlins pushed across 6 runs from the 5th through 7th innings.
- © in the process, the Marlins became the fourth team in League Championship Series history to overcome a 3-games-to-1 deficit in advancing to the World Series.

DATE	SCORE	WINNER	LOSER	ATTENDANCE
Oct. 7	Marlins 9, @Cubs 8 (11)	Ugueth Urbina	Mark Guthrie	39,567
Oct. 8	@Cubs 12, Marlins 3	Mark Prior	Brad Penny	39,562
Oct. 10	Cubs 5, @Marlins 4 (11)	Joe Borowski	Michael Tejera	65,115
Oct. 11	Cubs 8, @Marlins 3	Matt Clement	Dontrelle Willis	65,829
Oct. 12	@Marlins 4, Cubs 0	Josh Beckett-CG	Carlos Zambrano	65,279
Oct. 14	Marlins 8, @Cubs 3	Chad Fox	Mark Prior	39,577
Oct. 15	Marlins 9, @Cubs 6	Brad Penny	Kerry Wood	39,574

Cubs Batting: .258, 10 doubles, 13 homers
 Cubs Pitching: 4.36 ERA
 Top Cubs Batters: Moises Alou – .310, 2
 homers, 5 RBI ... Sammy Sosa – .308, 2 homers,
 6 RBI ... Alex Gonzalez – .286, 3 homers, 7 RBI
 Top Cubs Pitcher: Matt Clement – 1-0, 3.52
 ERA ... Mark Prior – 1-1, 3.14 ERA

THERE'S NO PLACE LIKE HOME

The Cubs won 16 consecutive games Jon Lieber started at Wrigley Field from May 24, 2001-May 6, 2002. He had a personal 13-0 mark over the 16-start span.

The stretch tied for the longest winning span for a pitcher at Wrigley Field since the ballpark was built in 1914. The club previously won 16 straight Lon Warneke starts May 27, 1932-April 18, 1933 (Warneke went 13-0 at home over the span).

The ballpark record for consecutive victories by an individual is 15, set by Bill Lee from September 7, 1935-August 26, 1936 (17 starts).

Cubs All-Time Postseason Roster

Alexander, Manny-1998	Gudat, Mary-1932	O'Leary, Troy-2003
Alfonseca, Antonio-2003	Guthrie, Mark-2003	Overall, Orval-1906, 1907, 1908, 1910
Alou, Moises-2003	Hack, Stan-1932, 1935, 1938, 1945	Pafko, Andy-1945
Archer, Jimmy-1910	Hartnett, Gabby-1929, 1932, 1935, 1938	Page, Vance-1938
Assenmacher, Paul-1989	Heathcote, Cliff-1929	Paskert, Dode-1918
Bako, Paul-2003	Hebner, Richie-1984	Passeau, Claude-1945
Barber, Turner-1918	Hemsley, Rollie-1932	Pfister, Jack-1906, 1907, 1908, 1910
Beaumont, Ginger-1910	Hendrix, Claude-1918	Pick, Charlie-1918
Beck, Rod-1998	Henshaw, Roy-1935	Prim, Ray-1945
Becker, Heinz-1945	Heredia, Felix-1998	Prior, Mark-2003
Bielecki, Mike-1989	Herman, Billy-1932, 1935, 1938	Ramirez, Aramis-2003
Blair, Fotsie-1929	Hernandez, Jose-1998	Ramos, Domingo-1989
Blake, Sheriff-1929	Hill, Glenallen-1998	Remlinger, Mike-2003
Blauser, Jeff-1998	Hofman, Solly-1906, 1908, 1910	Reulbach, Ed-1906, 1907, 1908, 1910
Block, Cy-1945	Hollocher, Charlie-1918	Reynolds, Carl-1938
Borowski, Joe-2003	Hornsby, Rogers-1929	Richie, Lew-1910
Borowy, Hank-1945	Houston, Tyler-1998	Rodriguez, Henry-1998
Bosley, Thad-1984	Howard, Del-1907, 1908	Root, Charlie-1929, 1932, 1935, 1938
Bowa, Larry-1984	Hughes, Roy-1945	Russell, Jack-1938
Brown, Brant-1998	Johnson, Don-1945	Salazar, Luis-1989
Brown, Mordecai-1906, 1907, 1908, 1910	Johnson, Lance-1998	Sandberg, Ryne-1984, 1989
Brusstar, Warren-1984	Jurges, Billy-1932, 1935, 1938	Sanderson, Scott-1984, 1989
Bryant, Clay-1938	Kane, John-1910	Sauer, Ed-1945
Bush, Guy-1929, 1932	Karchner, Matt-1998	Schulte, Wildfire-1906, 1907, 1908, 1910
Carleton, Tex-1935, 1938	Karros, Eric-2003	Schuster, Bill-1945
Carlson, Hal-1929	Kilgus, Paul-1989	Secory, Frank-1945
Cavarretta, Phil-1935, 1938, 1945	Killefer, Bill-1918	Servais, Scott-1998
Cey, Ron-1984	Klein, Chuck-1935	Sheckard, Jimmy-1906, 1907, 1908, 1910
Chance, Frank-1906, 1907, 1908, 1910	Kling, Johnny-1906, 1907, 1908, 1910	Simon, Randall-2003
Chipman, Bob-1945	Koenig, Mark-1932	Slagle, Jimmy-1907
Clark, Mark-1998	Kowalik, Fabian-1935	Smith, Bob-1932
Clement, Matt-2003	Lake, Steve-1984	Smith, Dwight-1989
Cole, King-1910	Lancaster, Les-1989	Smith, Lee-1984
Collins, Ripper-1938	Law, Vance-1989	Sosa, Sammy-1998, 2003
Cotto, Henry-1984	Lazzeri, Tony-1938	Steinfeldt, Harry-1906, 1907, 1908, 1910
Cruz, Juan-2003 (only pitched in DS)	Lee, Bill-1935, 1938	Stephenson, Riggs-1929, 1932
Cuyler, Kiki-1929, 1932	Lindstrom, Freddie-1935	Stephenson, Walter-1935
Davis, Jody-1984	Livingston, Mickey-1945	Stoddard, Tim-1984
Dawson, Andre-1989	Lofton, Kenny-2003	Sutcliffe, Rick-1984, 1989
Deal, Charlie-1918	Lopes, Davey-1984	Tapani, Kevin-1998
Dean, Dizzy-1938	Lowrey, Peanuts-1945	Taylor, Zack-1929
Demaree, Frank-1932, 1935, 1938	Maddux, Greg-1989	Tinker, Joe-1906, 1907, 1908, 1910
Dernier, Bobby-1984	Malone, Pat-1929, 1932	Tinning, Bud-1932
Derringer, Paul-1945	Mann, Les-1918	Tolson, Chick-1929
Douglas, Phil-1918	Martinez, Ramon-2003	Trout, Steve-1984
Dunston, Shawon-1989	Martinez, Sandy-1998	Tyler, Lefty-1918
Durham, Leon-1984	Marty, Joe-1938	Vandenberg, Hy-1945
Eckersley, Dennis-1984	Matthews, Gary-1984	Vaughn, Hippo-1918
English, Woody-1929, 1932	May, Jackie-1932	Veres, Dave-2003
Erickson, Paul-1945	McCabe, Bill-1918	Veryzer, Tom-1984
Evers, Johnny-1906, 1907, 1908	McClendon, Lloyd-1989	Walton, Jerome-1989
Farnsworth, Kyle-2003	McCullough, Clyde-1945	Warneke, Lon-1932, 1935
Flack, Max-1918	McIntire, Harry-1910	Webster, Mitch-1989
Frazier, George-1984	McMillan, Norm-1929	Wilkerson, Curtis-1989
French, Larry-1935, 1938	Merkle, Fred-1918	Williams, Dewey-1945
Gaetti, Gary-1998	Merullo, Lennie-1945	Williams, Mitch-1989
Galan, Augie-1935, 1938	Miller, Damian-2003	Wilson, Hack-1929
Gessler, Doc-1906	Moore, Johnny-1932	Wilson, Steve-1989
Gillespie, Paul-1945	Moran, Pat-1906, 1907	Wood, Kerry-1998, 2003
Girardi, Joe-1989	Morandini, Mickey-1998	Woods, Gary-1984
Glanville, Doug-2003	Moreland, Keith-1984	Wortman, Chuck-1918
Gonzalez, Alex-2003	Morgan, Mike-1998	Wrona, Rick-1989
Gonzalez, Mike-1929	Mulholland, Terry-1998	Wynne, Marvell-1989
Goodwin, Tom-2003	Needham, Tom-1910	Wyse, Hank-1945
Grace, Mark-1989, 1998	Nehf, Art-1929	Zambrano, Carlos-2003
Grimes, Burtleigh-1932	Nicholson, Bill-1945	Zeider, Rollie-1918
Grimm, Charlie-1929, 1932	O'Dea, Ken-1935, 1938	Zimmerman, Heinie-1907, 1910
Grudzielanek, Mark-2003	O'Farrell, Bob-1918	

POSTSEASON PREMIES

The youngest Cub to participate in postseason play was Phil Cavarretta, who was just 19 years old when he made his World Series debut in the 1935 Fall Classic against Detroit.

In 1998, Kerry Wood became the youngest Cubs pitcher to see action during the postseason. He was just 21 when he started Game 3 of the Division Series against Atlanta.

Cubs Single-Game Postseason Records

CLUB BATTING

MOST	FEWEST
55 – 1945-6Plate Appearances	30 – 4 times, last: 2003LCS-5
46 – 1945-6At-Bats	27 – 4 times, last: 1918-6
13 – 1984-1Runs Scored	0 – 1906-3, 1918-1, 2003LCS-5
16 – 1984-1, 2003LCS-2Hits	2 – 1906-3, 2003LCS-5
34 – 1984-1Total Bases	2 – 2003LCS-5
12 – 1908-1Singles	1 – 1906-3
5 – 1907-3Doubles	0
2 – 2003LCS-1, 2003LCS-3Triples	0
5 – 1984-1Home Runs	0
9 – 2003LCS-1Extra-Base Hits	0 – 9 times, last: 2003LCS-5
7 – 1907-1Stolen Bases	0
9 – 1910-2Bases on Balls	0 – 4 times, last: 1998-3
13 – 1929-1, 1929-2Strikeouts	0 – 1918-2, 1918-4

CLUB PITCHING

MOST	FEWEST
6 – 2003DS-4Relief Pitchers Used	0
12.0 – 1907-1, 1945-6Innings Pitched	8.0 – many times
19 – 1932-4Hits Allowed	1 – 1906-2, 1945-3
4 – 1932-3, 2003LCS-1Home Runs Allowed	0
13 – 1932-4Runs Allowed	0 – 9 times, last: 1984-1
13 – 1932-4Earned Runs Allowed	0 – 11 times, last: 1984-1
8 – 1935-4, 1945-7Bases on Balls Allowed	0 – 1908-4, 1984-3
14 – 2003DS-1Strikeouts	1 – 6 times, last: 1945-3

CLUB MISCELLANEOUS

MOST	
Largest Victory: 13 runs – 13-0	1984-1
Most Lopsided Shutout: 13-0	1984-1

Both Clubs

Runs: 19 (6-13)	1932-4
Hits: 28	1932-4, 1945-6
Home Runs: 7	2003LCS-1
Base on Balls: 14	1945-6
Strikeouts: 25	2003DS-1
Home Attendance: 50,740	1929-1
Road Attendance: 65,829	2003LCS-4

FEWEST

Largest Defeat: 8 runs – 3-11	1989-1
Most Lopsided Shutout Loss: 0-3	1906-3

Both Clubs

Runs: 1 (1-0)	1906-4,
1 (0-1)	1918-1
Hits: 6	1906-3
Base on Balls: 1	1938-1
Strikeouts: 1	1918-4
Home Attendance: 12,693	1906-1
Road Attendance: 6,210	1908-5

Cubs Single-Series Postseason Records

CLUB BATTING

MOST	FEWEST
.303 – 1989Batting Average	.181 – 1998
252 – 2003LCSAt-Bats	94 – 1998
43 – 2003LCSRuns Scored	4 – 1998
65 – 1945, 2003LCSHits	17 – 1998
16 – 1945Doubles	2 – 1998
4 – 2003LCSTriples	0
13 – 2003LCSHome Runs	0
27 – 2003LCSExtra-Base Hits	3 – 1998
23 – 2003LCSBases on Balls	5 – 1998
57 – 2003LCSStrikeouts	14 – 1918

CLUB PITCHING

MOST	FEWEST
0.75 – 1907Earned Run Average	9.26 – 1932
66.0 – 2003LCSInnings Pitched	26.1 – 1998
68 – 2003LCSHits Allowed	23 – 1998
10 – 2003LCSHome Runs Allowed	0
40 – 2003LCSRuns Allowed	6 – 1907
35 – 1932Earned Runs Allowed	4 – 1907
33 – 1945Bases on Balls Allowed	9 – 1907
45 – 2003LCSStrikeouts	16 – 1938
.186 – 1918Opponents Batting	.316 – 1910

REVOLVING DOOR

A club-record 51 players were utilized by the Cubs during the 2000 campaign (27 position players, 24 pitchers). In 1999, the Cubs set a team mark by sending 25 different pitchers to the mound.

The record for most players starting at any position in one season is 15, as the club utilized that total of starting pitchers in seven different campaigns (most recently 1990).

Besides pitchers, the Cubs single-year marks for players used at a position: 8 catchers (1916, 1960), 9 first basemen (1976), 9 second basemen (1893), 9 shortstops (1916), 10 third basemen (1902, 1957), 12 leftfielders (five times, most recently 2000), 10 centerfielders (1904) and 16 rightfielders (1902).

Cubs Individual Postseason Records

SINGLE-GAME BATTING

Most Plate Appearances: 7	Stan Hack 1945-6
Most At-Bats: 6	5 times, last: Kenny Lofton 2003LCS-3, Moises Alou 2003LCS-3
Most Times Reaching Safely: 6	Stan Hack 1945-6
Most Runs Scored: 3	6 times, last: Paul Bako 2003LCS-2, Alex Gonzalez 2003LCS-2
Most Hits: 4	Stan Hack 1945-6, Kenny Lofton 2003LCS-2
Most Consecutive Hits: 6	Kenny Lofton 2003LCS-2&3
Most Total Bases: 9	Eric Karros 2003DS-4, Aramis Ramirez 2003LCS-4
Most Singles: 4	Kenny Lofton 2003LCS-2
Most Doubles: 2	5 times, last: Mark Grace 1989-2
Most Triples: 1	22 times
Most Home Runs: 2	Gary Matthews 1984-1, Eric Karros 2003DS-4, Alex Gonzalez 2003LCS-2, Aramis Ramirez 2003LCS-4
Grand Slams:	Aramis Ramirez 2003LCS-2
Pinch-Hit Homers:	Troy O'Leary 2003LCS-7
Pitchers Hitting Homers:	Rick Sutcliffe 1984-1, Kerry Wood 2003LCS-7
Most Extra-Base Hits: 2	16 times, last: A. Ramirez 2003LCS-4
Most Runs Batted In: 6	Aramis Ramirez 2003LCS-4
Most Sacrifice Hits: 3	Joe Tinker 1906-4
Most Stolen Bases: 2	10 times, last: Kenny Lofton 2003DS-3
Most Base on Balls: 3	4 times, last: Sammy Sosa 2003LCS-4
Most Strikeouts: 3	10 times, last: Gary Gaetti 1998-2

SINGLE-SERIES BATTING

Most Plate Appearances: 35	Kenny Lofton 2003LCS
Batting Average: .647	Mark Grace 1989
Most At-Bats: 31	Kenny Lofton 2003LCS
Most Times Reaching Safely: 15	4 times, last: Sammy Sosa 2003LCS
Most Runs Scored: 8	Kenny Lofton 2003LCS
Most Hits: 11	Phil Cavarretta 1945, Stan Hack 1945, Mark Grace 1989
Most Total Bases: 19	Mark Grace 1989, Alex Gonzalez 2003LCS
Most Singles: 9	Moises Alou 2003DS, Kenny Lofton 2003 LCS
Most Doubles: 3	6 times, last: Mark Grace 1989, Ryne Sandberg 1989
Most Triples: 1	22 times
Most Home Runs: 3	Alex Gonzalez 2003LCS, Aramis Ramirez 2003 LCS
Most Extra-Base Hits: 5	Mark Grace 1989, Ryne Sandberg 1989, Alex Gonzalez 2003LCS
Most Runs Batted In: 8	Bill Nicholson 1945, Mark Grace 1989
Most Sacrifice Hits: 4	Don Johnson 1945
Most Stolen Bases: 5	Jimmy Slagle 1907, Frank Chance 1908
Most Base on Balls: 7	Jimmy Sheppard 1910
Most Strikeouts: 9	Sammy Sosa 2003LCS
Most Pinch At-Bats: 5	Frank Secory 1945
Most Pinch Hits: 2	Frank Secory 1945

SINGLE-GAME PITCHING

Innings Pitched	
Starter: 9.0	23 times, last: Mark Prior 2003DS-3
Reliever: 6.2	Jack Pfeister 1910-3
Fewest Hits Allowed	
Starter: 1	Ed Reulbach 1906-2, Claude Passeau 1945-3
Most Hits Allowed	
Starter: 13	Mordecai Brown 1910-2
Reliever: 10	Jack Pfeister 1910-3
Home Runs Allowed	
Starter: 4	Charlie Root 1932-3
Reliever: 2	Burleigh Grimes 1932-4, Les Lancaster 1989-2
Runs Allowed	
Starter: 9	Mordecai Brown 1910-2
Reliever: 6	Jakie May 1932-4
Earned Runs Allowed	
Starter: 8	Guy Bush 1932-1, Greg Maddux 1989-1
Reliever: 6	Jakie May 1932-4
Base on Balls Allowed	
Starter: 7	Tex Carleton 1935-4
Reliever: 5	Roy Henshaw 1935-2, Paul Derringer 1945-7
Strikeouts	
Starter: 11	Kerry Wood 2003DS-1
Reliever: 5	Orval Overall 1906-5

SINGLE-SERIES PITCHING

Most Wins: 2	Mordecai Brown 1908, Orval Overall 1908, Lon Warneke 1935, Hank Borowy 1945, Kerry Wood 2003DS
Most Losses: 2	8 times, last: Hank Borowy 1945
Most Decisions: 4	Hank Borowy 1945
Lowest ERA (Min 9.0 IP): 0.00	Mordecai Brown 1907 (9.0 IP) and 1908 (11.0 IP)
Most Games: 5	Kyle Farnsworth 2003LCS, Mike Remlinger 2003LCS
Most Games Started: 3	Mordecai Brown 1906, Hippo Vaughn 1918, Lefty Tyler 1918, Hank Borowy 1945
Most Complete Games: 3	Hippo Vaughn 1918
Most Shutouts: 1	8 times, last: Hank Borowy 1945, Claude Passeau 1945
Most Relief Appearances: 5	Kyle Farnsworth 2003LCS, Mike Remlinger 2003LCS
Most Saves: 1	Bill Lee 1935, Lee Smith 1984, Joe Borowski 2003DS, Mike Remlinger 2003LCS
Most Innings Pitched: 27.0	Hippo Vaughn 1918
Most Hits Allowed: 23	Mordecai Brown 1910
Most Home Runs Allowed: 4	Charlie Root 1932, Carlos Zambrano 2003LCS
Most Runs Allowed: 16	Mordecai Brown 1910
Most Earned Runs Allowed: 11	Mordecai Brown 1910, Greg Maddux 1989
Most Base on Balls Allowed: 11	Lefty Tyler 1918
Most Strikeouts: 18	Kerry Wood 2003DS

CAREER BATTING

Most Games: 21	Johnny Kling, Wildfire Schulte, Jimmy Sheckard, Harry Steinfeldt, Joe Tinker
Most Games Started: 21	Wildfire Schulte, Jimmy Sheckard, Harry Steinfeldt, Joe Tinker
Most Series: 4	13 players
Most Plate Appearances: 94	Jimmy Sheckard
Batting Average (15 AB): .471	Hack Wilson
Most At-Bats: 81	Wildfire Schulte
Most Times Reaching Safely: 33	Frank Chance
Most Runs Scored: 12	Joe Tinker
Most Hits: 26	Wildfire Schulte
Most Total Bases: 34	Wildfire Schulte
Most Singles: 19	Wildfire Schulte
Most Doubles: 6	Wildfire Schulte, Jimmy Sheckard
Most Triples: 1	22 times
Most Home Runs: 4	Alex Gonzalez, Aramis Ramirez
Most Extra-Base Hits: 7	Wildfire Schulte, Ryne Sandberg
Most Runs Batted In: 10	Aramis Ramirez
Most Sacrifice Hits: 6	Harry Steinfeldt
Most Stolen Bases: 10	Frank Chance
Most Base on Balls: 13	Sammy Sosa
Most Strikeouts: 17	Sammy Sosa
Most Pinch At-Bats: 5	Tom Goodwin, Frank Secory
Most Pinch Hits: 2	Tom Goodwin, Frank Secory

CAREER PITCHING

Most Wins: 5	Mordecai Brown
Most Losses: 4	Mordecai Brown
Most Decisions: 9	Mordecai Brown
Lowest ERA (Min 18.0 IP): 1.00	Hippo Vaughn
Most Games: 9	Mordecai Brown
Most Games Started: 7	Mordecai Brown
Most Complete Games: 5	Mordecai Brown
Most Shutouts: 3	Mordecai Brown
Most Relief Appearances: 8	Kyle Farnsworth
Most Saves: 1	Joe Borowski, Bill Lee, Mike Remlinger, Lee Smith
Most Innings Pitched: 57.2	Mordecai Brown
Most Hits Allowed: 50	Mordecai Brown
Most Home Runs Allowed: 8	Charlie Root
Most Runs Allowed: 26	Mordecai Brown
Most Earned Runs Allowed: 19	Mordecai Brown
Most Base on Balls Allowed: 18	Kerry Wood
Most Strikeouts: 36	Kerry Wood

TEEN TALK

The youngest player to see action with the Cubs was Milt Scott, who was just 16 years, 8 months old when he made his major league debut September 30, 1882.

Since 1900, the youngest Cubs position player was Danny Murphy, who was 17 years, 9 months old when he made his debut June 18, 1960. He also is the youngest Cub to hit a home run, as he went deep for the first time September 13 that season against Cincinnati (18 years, 20 days old). He was the last teenager to make the Cubs' opening day roster (19 years old in 1962).

The youngest pitcher in Cubs history was Dick Ellsworth, who was 18 years, 3 months old when he made his big league debut June 22, 1958.

The last teenager to appear in a game for the Cubs was 19-year-old outfielder Oscar Gamble, who played in 24 games for the Cubs during the 1969 season. The last Cubs teenage pitcher was 19-year-old Rick James, who appeared in 3 games in 1967. The last teenage pitcher to make the Cubs' opening day roster was 19-year old Al Epperly in 1938.

TOM HELLMANN — HOME CLUBHOUSE MANAGER

Tom is in his seventh season as the Cubs' home clubhouse manager ... he spent the previous 17 years as the Wrigley Field visiting clubhouse manager.

- Ⓢ before coming to Chicago in 1983, he was the assistant clubhouse manager for the Cincinnati Reds for nine seasons.
- Ⓢ Tom and his wife, Mary, have three children: Lena, Hanna and Theo.

MICHAEL BURKHART — VISITING CLUBHOUSE MANAGER

Michael returns for his third season as the Cubs' visiting clubhouse manager in 2005.

- Ⓢ spent the previous 18 years as the organization's minor league equipment manager — including an eight-year stint in Mesa, AZ.
- Ⓢ Michael is married to Felecia.

GARY STARK — HOME CLUBHOUSE ASSISTANT

Gary begins his seventh season as Tom Hellmann's assistant in the Cubs' clubhouse.

- Ⓢ the 1980 graduate of West Leyden High School in Northlake, IL, began working for the Cubs in 1977 as a batboy in the visiting clubhouse ... worked on the visitor's side until 1999 before moving to the home side.
- Ⓢ Gary and his wife, Terri, have two children: Steven and Veronica.

MINOR LEAGUES & SCOUTING

Dave Bialas — Minor League Field Coordinator

FULL NAME: David Bruce Bialas (bee-AL-us)

BORN: 3/6/54 in Houston, TX ... **RESIDENCE:** Madeira Beach, FL

FAMILY: Married — Bridget ... Children — Brittaney and Jacob



Dave returns as the Cubs' minor league field coordinator in 2006 ... has served in that capacity since 2003 (also began the 2002 season as field coordinator before spending the second half of the year as the Cubs' third base coach under interim manager Bruce Kimm).

- © is in his 12th year in the Cubs' organization — and his 34th season in professional baseball.
- © has 13 seasons of minor league managerial experience, compiling a 912-881 record and leading his teams to six league championship series.
- © spent the 2000-2001 seasons as manager at West Tenn (AA) ... led the Diamond Jaxx to the Southern League title in 2000, earning league Manager of the Year accolades.
 - ◆ after the 2000 season, he managed the Mesa club in the Arizona Fall League.
- © prior to managing West Tenn, he spent five seasons as the Cubs' major league bullpen coach ... served in a similar coaching capacity for San Diego during the 1993-1994 campaigns.
 - ◆ prior to joining the Padres' major league staff, he was a manager in the St. Louis Cardinals' organization for 11 seasons.

- © began his managerial career in 1982 as a player/manager at Springfield (A) — going 83-53 and winning the Midwest League's Central Division.
- © won another division title with Springfield in 1983, going 80-59.
- © was the Florida State League's Manager of the Year in 1987 after leading St. Petersburg (A) to the league title.
- © spent his entire minor league career in the Cardinals' organization after being drafted by the club in the 4th round of the 1972 draft ... the former outfielder was a career .274 batter in 1,019 minor league games from 1972-1982.

MANAGERIAL RECORD					
YEAR	TEAM	LEAGUE	W-L	PCT	STANDING
1982	— Springfield-A	Midwest	83-53	.610	+1st
1983	— Springfield-A	Midwest	80-59	.576	+1st
1984	— Arkansas-AA	Texas	62-74	.456	3rd, 3rd
1985	— St. Petersburg-A	Florida State	78-62	.557	+2nd
1986	— St. Petersburg-A	Florida State	50-22	.694	1st
	— Louisville-AAA	Amer. Assn.	32-44	.421	4th
1987	— St. Petersburg-A	Florida State	85-57	.599	+1st
1988	— St. Petersburg-A	Florida State	68-68	.500	4th, 2nd
1989	— St. Petersburg-A	Florida State	75-64	.540	+3rd, 2nd
1990	— Arkansas-AA	Texas	56-80	.412	4th, 4th
1991	— St. Petersburg-A	Florida State	47-84	.359	5th, 5th
1992	— St. Petersburg-A	Florida State	57-76	.429	5th, 5th
2000	— West Tenn-AA	Southern	80-58	.580	*3rd, 1st
2001	— West Tenn-AA	Southern	59-80	.424	4th, 5th
MINOR LEAGUE TOTALS			912-881	.509	

**Won League Championship Series ... +Lost League Championship Series*

Lester Strobe — Minor League Pitching Coordinator

FULL NAME: James Lester Strobe

BORN: 6/17/58 in McMinnville, TN ... **RESIDENCE:** Bridgeton, MO

FAMILY: Married — Angela ... Children — Brooke and Blake



Lester is in his 11th season as the Cubs' minor league pitching coordinator after spending the 1994-1995 campaigns with the major league club as a pitching assistant.

- © was a pitching coach in the Cubs' minor league system during the 1989-1993 seasons ... worked at Wytheville (Rookie) in 1989, at Peoria (A) from 1990-1991, at Winston-Salem (A) in 1992 and at Daytona (A) in 1993.
 - ◆ also was a pitching coach in the Arizona Fall League in 1992.
- © pitched professionally from 1980-1988 in the Kansas City, Baltimore, St. Louis and Cubs farm systems.
- © twice led the NAIA in strikeouts while pitching for Kentucky State University.

Bobby Dickerson — Infield/Bunting Coordinator

FULL NAME: Bobby Dale Dickerson
BORN: 9/4/65 in Laurel, MS ... **RESIDENCE:** Laurel, MS
FAMILY: Married — Christine ... Children — Ashley and Dustin

Bobby is in his first season as infield/bunting coordinator after managing West Tenn (AA) for four years.

- ⊙ has seven seasons of minor league managerial experience, guiding his team into the postseason five times.
 - ◆ managed West Tenn to a Southern League Championship in 2002.
 - ◆ managed Baltimore's short-season Bluefield (Rookie) club in 1996-1997 — winning the Appalachian League championship in both campaigns ... led Arizona's El Paso (AA) club to a Texas League playoff berth in 2000.
- ⊙ began his coaching career in the Orioles' system as a player/coach at Rochester (AAA) in 1993 ... was Baltimore's minor league infield instructor from 1994-1997, along with Bluefield's manager during the final two campaigns.
- ⊙ joined Arizona's organization in 1998 as infield coordinator ... was field coordinator in 1999 and El Paso's manager in 2000 before returning to the infield coordinator position in 2001.
- ⊙ the former shortstop was drafted by the New York Yankees out of Nicholls State University in 1987 and played professionally for seven seasons.



Dave Keller — Hitting Coordinator

FULL NAME: David Lloyd Keller
BORN: 9/28/59 in Fontana, CA ... **RESIDENCE:** Tampa, FL
FAMILY: Children — Madison and Justin

Dave will continue his duties in his third year as minor league hitting instructor for the Cubs after spending the previous three seasons as a major league staff assistant and bullpen catcher for Cleveland ... in addition, he served as an assistant to hitting coach Eddie Murray.

- ⊙ managed in the minor leagues in the Cincinnati (1987-1989), Cleveland (1990-1994) and White Sox organizations (1996) ... also was as a minor league coach with Cincinnati (1985-1986) and Cleveland (1997-1998).
- ⊙ served as minor league hitting coordinator for the Indians from 1999-2000 before moving to the major league staff in 2001.
- ⊙ played professionally in the Reds' organization for three seasons (1982-1984), batting .289 with 22 homers and 108 RBI ... was drafted by Cincinnati in the 28th round of the 1982 draft.
- ⊙ attended West Texas State University for two years before transferring to the University of Northern Colorado — where he graduated in 1983 with a bachelor's degree in education.



Buddy Bailey — Catching/Baserunning Coordinator

FULL NAME: Welby Sheldon Bailey, Jr.
BORN: 3/28/57 in Norristown, PA ... **RESIDENCE:** Madison Heights, VA
FAMILY: Married — Vicki

Buddy is in his first season as the Cubs' catching/baserunning coordinator.

- ⊙ has also worked in Boston's organization (1991-2004) and Atlanta's organization (1982-1990).
- ⊙ Buddy began his managerial career with the Braves in 1983, heading up their Appalachian League team ... he spent eight years managing various teams in Atlanta's organization before getting hired as Boston's Lynchburg manager.
- ⊙ managed at Lynchburg for two seasons before being promoted to Pawtucket, where he managed from 1992-1996 and 2002-2004 ... also served as the Red Sox's minor league catching instructor, minor league field coordinator, roving catching instructor and advance scout.
 - ◆ spent the 2000 season with the big league club as bench coach and catching instructor.
- ⊙ the former catcher played professionally for three seasons, batting .210 with 6 homers and 45 RBI in 119 games in the Braves organization.
- ⊙ graduated from Lynchburg College in 1979.



Julio Garcia — Latin American Field Coordinator

FULL NAME: Julian DeJesus Garcia

BORN: 5/5/60 in Colon Matanza, Cuba ... **RESIDENCE:** Industry, TX

FAMILY: Married — Tracey ... Children — Gabriela and Michael



Julio, who begins his first season as the Latin American Field Coordinator, is in his sixth season in the Cubs organization ... spent the 2005 season managing the Peoria (A) club and the 2001-2004 seasons managing Lansing (A).

- Ⓢ posted a 621-665 record in 13 years as a minor league manager.
- Ⓢ began his professional career in 1988 as a bullpen catcher for the Texas Rangers ... midway through that campaign, he left to join Pittsburgh's organization as the manager of the Bradenton (R) affiliate in the Gulf Coast League.
- Ⓢ worked in Pittsburgh's farm system through 1994 ... managed the Princeton (R) team in 1989 and the Bradenton club in 1990 before spending four seasons as a minor league coach.
- Ⓢ spent the 1995-1996 seasons in Baltimore's system, serving as manager at Sarasota (R) and Frederick (A), earning Carolina League Manager of the Year honors with Frederick in 1996.
- Ⓢ was a member of Tampa Bay's organization during the 1997-2000 campaigns, managing in 1997 at Hudson Valley (A) and in 2000 at St. Petersburg (A) ... was a hitting coach during the middle two campaigns.
- Ⓢ also spent three seasons as a coach for Mazatlan in the Mexican Winter League and one season as manager for the Mexican Winter League Guasave club.

Cubs Scouting Staff Geographic Responsibilities

SPECIAL ASSISTANT TO THE GENERAL MANAGER AND DIRECTOR OF SCOUTING

Chris Buckley

CROSSCHECKERS

Mark Adair ... Sam Hughes ... Scott Pleis ... Steve Riha

AREA SCOUTS

John Bartsch — Alaska, California (Northern), Canada (Western), Idaho, Northern Nevada, Oregon, Washington
Billy Blitzer — Canada (Eastern), Connecticut, Maine, Massachusetts, New Hampshire, New Jersey, New York, Pennsylvania (Eastern), Rhode Island, Vermont
Trey Forkerway — Texas (Central and Southern)
Steve Fuller — California (Central and Southern)
Antonio Grissom — Georgia, South Carolina
Denny Henderson — California (Southern), Hawaii
Steve McFarland — Arizona, Nevada (Southern), New Mexico, Texas (El Paso Region), Utah

Lukas McKnight — Canada (Central), Indiana (Southern), Kentucky, Ohio, Pennsylvania, Tennessee, West Virginia

Brian Milner — Arkansas, Oklahoma, Texas (Northern)

Rolando Pino — Florida (Southern), Puerto Rico

Bob Rossi — Alabama, Florida (Panhandle), Louisiana, Mississippi

Tom Shafer — Colorado, Iowa, Kansas, Missouri, Montana, Nebraska, North Dakota, South Dakota, Wyoming

Keith Stohr — Florida (Northern), Georgia (Southern)

Billy Swoope — Delaware, Maryland, North Carolina, Virginia

Stan Zielinski — Illinois, Indiana (Northern), Michigan, Minnesota, Wisconsin

SPECIAL ASSIGNMENT SCOUTS

Gene Handley ... Bob Lofrano ... Glen Van Proyen

PROFESSIONAL SCOUTS

Tom Bourque ... Jim Crawford ... Bill Harford ... Joe Housey ... Demie Mainieri ... Mark Servais

BASEBALL AMERICA'S CUBS TOP 10 PROSPECTS LIST FOR 2006

1 — OF Felix Pie

2 — LHP Mark Pawelek

3 — IF Ronny Cedeno

4 — RHP Angel Guzman

5 — LHP Rich Hill

6 — LHP Sean Marshall

7 — RHP Ricky Nolasco

8 — OF Ryan Harvey

9 — IF Brian Dopirak

10 — IF Eric Patterson

Cubs 2005 First-Year Amateur Draft Selections

PLAYER	POS	SCHOOL	HOMETOWN	
1	MARK PAWELEK	LHP	SPRINGVILLE HIGH SCHOOL	SPRINGVILLE, UT
2	DONALD VEAL	LHP	PIMA COMMUNITY COLLEGE	HEREFORD, AZ
3	MARK HOLLIMAN	RHP	UNIVERSITY OF MISSISSIPPI	GERMANTOWN, TN
4	DYLAN JOHNSTON	IF	HAMILTON HIGH SCHOOL	CHANDLER, AZ
5	SCOTT TAYLOR	RHP	HERMITAGE HIGH SCHOOL	GLEN ALLEN, VA
6	KYLE REYNOLDS	IF	BAYLOR UNIVERSITY	HOUSTON, TX
7	TREY TAYLOR	LHP	BAYLOR UNIVERSITY	MANSFIELD, TX
8	JAKE MUYCO	C	NORTH CAROLINA STATE UNIV.	RICHLAND, VA
9	MATT AVERY	RHP	UNIVERSITY OF VIRGINIA	MCLEAN, VA
10	JOE SIMOKAITIS	IF	UNIVERSITY OF NEBRASKA	ST. LOUIS, MO
11	MICHAEL PHELPS	RHP	CENTRAL MISSOURI STATE UNIV.	HAZELWOOD, MO
12	YUSUF CARTER	C	EL PASO COMMUNITY COLLEGE	BROOKLYN, NY
13	BRETT JACKSON	RHP	MODESTO JUNIOR COLLEGE	TURLOCK, CA
14	Tyler Graham	OF	Oregon State University	Great Falls, MT
15	ROGER EVENSON	RHP	NORTHWEST NAZARENE COLLEGE	BOISE, ID
16	JON MUELLER	RHP	UNIVERSITY OF MINNESOTA	LACROSSE, WI
17	BRANDON TAYLOR	IF	BRIGHAM YOUNG UNIVERSITY	OREM, UT
18	VICTOR LIRIANO	OF	EL PASO COMMUNITY COLLEGE	NEW YORK, NY
19	KYLE HOLDEN	RHP	CAL STATE SAN BERNADINO	SAN BERNADINO, CA
20	L.V. Ware	OF/IF	North Atlanta High School	Atlanta, GA
21	PETER FARINA	C	VIRGINIA COMMONWEALTH UNIV.	LOS ANGELES, CA
22	MICHAEL HYLE	RHP	UNIVERSITY OF GEORGIA	MARIETTA, GA
23	JAYSON RUHLMAN	LHP	CENTRAL MICHIGAN UNIVERSITY	CHESTERFIELD, MI
24	SCOTT HODE	IF	UNIVERSITY OF ARKANSAS	CRYSTAL LAKE, IL
25	D.J. LEWIS	OF	LOS ANGELES VALLEY CC	NORTH HOLLYWOOD, CA
26	NIKOLAUS CROUCH	IF	VANGUARD UNIVERSITY	VISTA, CA
27	DAVY GREGG	OF	UNIVERSITY OF SOUTH CAROLINA	FLORENCE, SC
28	MICHAEL GREENHOUSE	LHP	UNIVERSITY OF EVANSVILLE	HEATH, OH
29	JOHNNY DEFENDIS	OF	RUTGERS UNIVERSITY	STATEN ISLAND, NY
30	Matt Liuzza	C	Louisiana State University	Kenner, LA
31	Brady DePoy	RHP	San Jacinto Junior College	The Woodlands, TX
32	Colby Wark	RHP	Lower Columbia Junior College	Terrebonne, OR
33	Ben Ferguson	RHP	Cottonwood High School	Taylorsville, UT
34	Cody Gilbert	IF	Lincoln Trail Junior College	Vincennes, IN
35	Drew O'Connell	RHP	John A. Logan Junior College	South Barrington, IL
36	Needham Jones	LHP	Old Dominion University	Portsmouth, VA
37	Kyle Keen	OF	University of Georgia	Leesburg, GA
38	RYAN EPISCOPO	OF	ANDREW JUNIOR COLLEGE	PORT ST. LUCIE, FL
39	JUSTIN MORGAN	C	UNIV. OF LOUISIANA-LAFAYETTE	GONZALEZ, LA
40	RYAN CHAMBERS	LHP	BRIGHAM YOUNG UNIVERSITY	PROVO, UT
41	Chris Rollins	RHP	Winslow Township High School	Blue Anchor, NJ
42	Noah Garza	RHP	Nolan High School	Burleson, TX
43	Michael Brenly	C	Notre Dame High School	Scottsdale, AZ
44	Eddie Rush	OF	Westlake High School	Atlanta, GA
45	Corey Madden	RHP	St. Mary's College	Anchorage, AK
46	Luther Murphy	IF	Hialeah Miami Lakes High School	Miami, FL
47	Mario Williams	C	Hillsborough High School	Tampa, FL
48	Andy Hawranick	C	Georgia Tech	Uniontown, OH
49	Kyle Mura	IF	Loyola Marymount University	Los Angeles, CA
50	Steven Morlock	RHP	Univ. of California-Santa Barbara	Ross, CA

Players in Blue Signed As Of January 27, 2006

CUBS JUNE 1ST-ROUND PICKS

YEAR	PLAYER	POS	OVERALL
1965	Rick James	RHP	6
1966	Dean Burk	RHP	5
1967	Terry Hughes	SS	2
1968	Ralph Rickey	OF	15
1969	Roger Metzger	SS	16
1970	Gene Hiser	OF	19
1971	Jeff Wehmeier	RHP	16
1972	Brian Vernoy	LHP	15
1973	Jerry Tabb	1B	16
1974	Scot Thompson	OF	7
1975	Brian Rosinski	OF	4
1976	Herman Segelke	RHP	7
1977	Randy Martz	RHP	12
1978	Bill Hayes	C	13
1979	Jon Perlman	RHP	12
1980	Don Schulze	RHP	11
1981	Joe Carter	OF	2
	Vance Lovelace	LHP	16
1982	Shawon Dunston	SS	1
	Tony Woods	IF	17
	Stan Boderick	OF	27
1983	Jackie Davidson	RHP	6
1984	Drew Hall	LHP	3
1985	Rafael Palmeiro	OF	22
	Dave Masters	RHP	24
1986	Derrick May	OF	9
1987	Mike Harkay	RHP	4
1988	Ty Griffin	2B	9
1989	Earl Cunningham	OF	8
1990	Lance Dickson	LHP	23
1991	Doug Glanville	OF	12
1992	Derek Wallace	RHP	11
1993	Brooks Kieschnick	OF	10
	Jon Ratliff	RHP	24
1994	Jayson Peterson	RHP	15
1995	Kerry Wood	RHP	4
1996	Todd Noel	RHP	17
1997	Jon Garland	RHP	10
1998	Corey Patterson	OF	3
1999	Ben Christensen	RHP	26
2000	Luis Montanez	IF	3
2001	Mark Prior	RHP	2
2002	Bobby Brownlie	RHP	21
2003	Ryan Harvey	OF	6
2004	No Selection		
2005	Mark Pawelek	LHP	20

JUNE FIRST-YEAR AMATEUR PLAYER DRAFT

Major League clubs meet each June for the purpose of drafting free agent player talent. Selection of a free agent entitles the club to exclusive right of negotiation with that player from the date of his selection until 10 days prior to the next draft. Clubs select free agents and previous draftees who had not signed contracts but had instead enrolled in four-year colleges and since had either completed their junior years or become 21 years of age.

IOWA CUBS (AAA)

LEAGUE: Pacific Coast League (Northern Division)

CLUB INFORMATION: Principal Park, 1 Line Drive, Des Moines, IA 50309 ... (515) 243-6111 ...
www.iowacubs.com

PRESIDENT/GENERAL MANAGER: Sam Bernabe ... **MEDIA CONTACT:** Jeff Lantz

ATHLETIC TRAINER: Bob Grimes (third year in second stint in Cubs organization, 21st year overall)
FIRST YEAR AS CUBS AFFILIATE: 1981

Mike Quade — Manager

FULL NAME: Gregory Mike Quade (KWAH-dee)

BORN: 3/12/57 in Evanston, IL

RESIDENCE: Bradenton, FL

FAMILY: Married — Tanya

Mike joined the Cubs' organization in 2003 as Iowa's manager after spending the previous three seasons as the Oakland Athletics' first base coach ... has 16 years of minor league managerial experience, leading his clubs to a 1137-1097 record.

© the former minor league infielder started his managerial career with Pittsburgh's Macon (A) club in 1985 ... has also managed in the Montreal, Philadelphia and Oakland farm systems.

© is a two-time league Manager of the Year award winner — at Harrisburg (AA) of the Eastern League in 1991 and at Ottawa (AAA) of the International League in 1993.

© in his first season in Oakland's organization (1996), he led West Michigan (A) to the Midwest League title.

© his 1999 Vancouver (AAA) club won both the Pacific Coast League title and the Triple-A World Series.

MANAGERIAL RECORD

YEAR	TEAM	LEAGUE	W-L	PCT	STANDING
1985	— Macon-A	South Atlantic	56-82	.406	4th, 5th
1986	— Macon-A	South Atlantic	54-84	.391	4th, 5th
1989	— Rockford-A	Midwest	74-59	.556	3rd, 1st
1990	— Rockford-A	Midwest	56-80	.412	4th, 7th
1991	— Harrisburg-AA	Eastern	87-53	.621	+1st
1992	— Harrisburg-AA	Eastern	78-59	.569	3rd
1993	— Ottawa-AAA	International	73-69	.514	2nd
1994	— Scranton-AAA	International	62-80	.437	5th
1995	— Scranton-AAA	International	70-72	.493	4th
1996	— West Michigan-A	Midwest	77-61	.558	*1st, 1st
1997	— Huntsville-AA	Southern	77-62	.554	*5th, 1st
1998	— Edmonton-AAA	Pacific Coast	76-67	.531	3rd
1999	— Vancouver-AAA	Pacific Coast	84-58	.592	*1st
2003	— Iowa-AAA	Pacific Coast	70-72	.493	3rd
2004	— Iowa-AAA	Pacific Coast	79-64	.552	+1st
2005	— Iowa-AAA	Pacific Coast	64-75	.460	4th
MINOR LEAGUE TOTALS			1137-1097	.509	

*Won League Championship Series ... +Lost League Championship Series

Alan Dunn — Pitching Coach

FULL NAME: Alan Dale Dunn

BORN: 11/19/61 in Gadsden, AL

RESIDENCE: Huntsville, AL

FAMILY: Married — Jay ... Children — Davis and Bailey

Alan is in his 14th campaign in the Cubs' organization and his first as Iowa's pitching coach ... spent the previous eighth seasons as West Tenn's pitching coach.

© at West Tenn, his pitching staffs have finished first or second in the Southern League in ERA three times ... has coached a trio of league ERA champions (Jeff Yoder in 1999; Steve Smyth in 2001; Rencyel Pinto in 2004).

© joined the organization in 1993, both as a coach at Geneva (A) and as a scout ... was pitching coach at Peoria (A) in 1994, at Rockford (A) in 1995-1996 and at Daytona (A) in 1997.

© played professionally in Detroit's minor league system from 1983-1984 and in the New York Mets' organization in 1985.

© returned to baseball in 1990 as an assistant coach at Vanderbilt University, a position he held until joining the Cubs.

Von Joshua — Hitting Coach

FULL NAME: Von Everett Joshua

BORN: 5/1/48 in Oakland, CA

RESIDENCE: South Lyon, MI

FAMILY: Married — Janet ... Children — Vanessa, Dawne, Nick and Gina ... Grandchildren — Andrew, Airtick, Camrin, Camri, Heventy, Devon, Devin, Makayla and Zoe

Von, a former big league outfielder, is in his first year as Iowa's hitting coach ... has been a hitting coach since 1984 — including a four-year stint in the majors (1998-2001) as the White Sox's hitting coach.

© began his coaching career in Los Angeles' farm system, serving as hitting coach at San Antonio (AA) from 1984-1987 and at Albuquerque (AAA) from 1988-1992 ... joined the White Sox as a minor league hitting coach in 1993 — and made stops with five different teams before joining the big league club in 1998.

© served as Toronto's minor league hitting instructor in 2002 before moving to the Cubs' organization as West Tenn's hitting coach.

© batted .273 over his 10-year major league career with Los Angeles (1969-1971, 1973-1974, 1979), San Francisco (1975-1976), Milwaukee (1976-1977) and San Diego (1980) ... appeared in four World Series games with the Dodgers in 1974.

Iowa — 2005 Recap and Statistics

Overall Record: 64-75

Manager: Mike Quade

Midseason Triple-A all-star game participant: RHP Jermaine Van Buren

Midseason Triple-A all-star game selection: IF Ronny Cedeno

The Iowa Cubs ended the season with a record of 64-75, finishing in fourth place in the American Conference Northern Division.

• right-hander Jermaine Van Buren ranked second in the league with 25 saves and set an Iowa franchise record.

• infielder Scott McClain ended the season tied for second in the league with 30 home runs ... was named the club's Most Valuable Player.

• infielder Ronny Cedeno was named the team's Newcomer of the Year after batting .355 in 65 games.

• left-hander Rich Hill was named the Iowa Cubs' Pitcher of the Year, struck out 92 batters in 65.0 innings of work ... including striking out 10 or more batters in six of his 10 starts.

• seven Iowa Cubs made their major league debut with the Cubs in 2005: Ronny Cedeno, Mike Fontenot, Rich Hill, John Koronka, Matt Murton, Geovany Soto and Jermaine Van Buren.

• the I-Cubs played in front of the largest single-game home crowd in franchise history June 24 when Kerry Wood pitched against Oklahoma, drawing 13,669 fans.

BATTERS	AVG	G	AB	R	H	TB	2B	3B	HR	RBI	SH	SF	HP	BB	IBB	SO	SB	CS	GDP	SLG	OBP	E
Artega, Josh	.250	4	4	1	1	1	0	0	0	0	1	0	0	1	0	0	0	0	0	.250	.400	0
# Bacon, Dwayne	.173	18	52	8	9	12	1	1	0	3	1	0	1	7	0	15	7	0	1	.231	.283	1
Bell, Rick	.200	16	25	6	5	6	1	0	0	2	0	1	0	4	0	5	0	0	1	.240	.300	2
Cedeno, Ronny	.355	65	245	42	87	127	14	1	8	36	7	2	1	20	2	31	11	3	9	.518	.403	12
Dubois, Jason	.529	4	17	4	9	13	1	0	1	6	0	0	0	1	0	3	0	0	0	.765	.556	0
Echevarria, Angel	.137	18	51	4	7	10	0	0	1	7	0	0	1	2	0	13	0	0	1	.196	.185	1
• Fontenot, Mike	.272	111	379	60	103	163	22	10	6	39	3	2	6	59	3	77	3	2	4	.430	.377	13
Frese, Nate	.245	67	204	25	50	75	10	0	5	27	3	1	1	15	2	44	0	0	17	.368	.299	9
• Grievie, Ben	.266	86	293	44	78	141	19	1	14	51	0	0	1	48	4	59	0	0	9	.481	.371	2
Halston Jr., Jerry	.318	5	22	3	7	9	0	1	0	2	0	1	2	0	0	3	3	0	0	.409	.360	0
Halter, Shane	.229	16	48	10	11	18	4	0	1	8	0	0	0	7	0	8	1	0	1	.375	.327	2
• Hoffpauir, Micah	.268	119	392	48	105	134	14	3	3	47	1	4	3	38	4	59	2	0	11	.342	.334	2
Hubbard, Trenidad	.320	62	244	34	78	107	17	0	4	29	1	0	4	25	0	26	15	8	5	.439	.392	2
• Johnson, Mark	.266	60	177	19	47	68	10	1	3	26	2	1	2	34	3	25	0	1	7	.384	.388	5
Kelton, David	.283	122	460	59	130	193	28	1	11	67	0	2	3	30	2	78	14	5	12	.420	.329	3
• Lewis, Richard	.217	87	263	28	57	79	10	3	2	23	2	0	4	18	0	64	4	2	11	.300	.277	3
McClain, Scott	.291	121	423	75	123	244	27	2	30	93	0	9	4	45	2	84	1	1	17	.577	.358	12
• Moriarty, Mike	.217	18	46	3	10	20	2	1	2	7	0	0	1	5	0	15	0	1	1	.435	.308	3
Murray, Calvin	.297	135	499	77	148	203	26	7	5	50	5	5	12	58	2	72	18	7	10	.407	.380	4
Murton, Matt	.353	9	34	4	12	17	2	0	1	3	0	0	0	4	0	8	0	0	2	.500	.421	1
• Patterson, Corey	.297	24	91	16	27	46	4	0	5	12	1	0	2	8	1	19	6	1	0	.505	.366	0
Ransom, Cody	.234	65	171	22	40	53	5	1	2	16	0	2	1	14	0	56	6	0	7	.310	.293	4
Soto, Geovany	.251	91	292	30	74	100	14	0	4	39	3	2	0	48	0	77	0	1	15	.342	.357	4
• Walker, Todd	.216	9	37	3	8	11	3	0	0	3	0	0	0	1	0	4	0	0	4	.297	.237	0

*Left-handed Batter ... #Switch-hitter ... *Led League

PITCHERS	W-L	PCT	ERA	G	GS	CG	SHO	GF	SV	IP	H	R	ER	HR	HB	BB	IBB	SO	WP	BK
• Anderson, Jimmy	0-0	.000	3.38	1	0	0	0	0	0	5.1	6	2	2	1	0	2	N/A	2	0	0
Baez, Federico	0-0	.000	8.31	4	0	0	0	1	0	4.1	5	4	4	0	2	3	N/A	6	0	0
• Bartosh, Cliff	1-2	.333	5.08	22	0	0	0	7	1	28.1	40	18	16	3	1	16	N/A	26	3	0
Borowski, Joe	0-0	.000	2.25	7	0	0	0	3	0	8.0	3	4	2	2	0	3	N/A	4	0	0
Brownlie, Bobby	6-7	.462	4.74	27	14	0	0	0	0	104.1	98	56	55	11	2	42	N/A	73	4	1
Cunnean, Will	1-1	.500	6.32	24	0	0	0	10	0	37.0	49	29	26	8	1	17	N/A	33	4	0
Dawley, Joe	1-1	.500	11.81	4	0	0	0	1	0	5.1	10	7	7	0	0	7	N/A	5	1	0
Haines, Talley	2-1	.667	2.36	21	0	0	0	10	0	26.2	26	9	7	2	0	5	N/A	29	0	0
• Hill, Rich	6-1	.857	3.60	11	10	1	0	0	0	65.0	53	28	26	11	4	14	N/A	92	2	0
• Koronka, John	9-11	.450	4.24	23	21	0	0	0	0	136.0	135	65	64	12	3	48	N/A	96	6	3
Leicester, Jon	3-8	.273	5.51	24	16	0	0	2	1	98.0	115	65	60	17	0	42	N/A	73	7	0
• McGlinchy, Kevin	0-1	.000	5.52	18	1	0	0	4	0	29.1	32	21	18	5	1	11	N/A	18	0	0
Mendez, Adalberto	0-0	.000	0.00	3	0	0	0	3	0	3.0	1	0	0	0	0	1	N/A	3	0	0
Mercedes, Jose	1-1	.500	6.75	10	0	0	0	0	0	13.1	19	13	10	4	0	7	N/A	14	1	0
Mitre, Sergio	5-4	.455	4.33	13	13	1	0	0	0	70.2	72	34	34	5	1	22	N/A	55	4	2
Moriarty, Mike	0-0	.000	0.00	2	0	0	0	2	0	1.2	3	0	0	0	0	2	N/A	0	0	0
Nolen, Walt	0-0	.000	6.23	3	0	0	0	0	0	4.1	5	3	3	1	0	0	N/A	4	1	0
• Norton, Phil	3-4	.429	5.49	25	7	0	0	3	0	57.1	55	26	35	11	1	24	N/A	43	1	0
• Nova, Roberto	2-2	.500	3.29	19	0	0	0	7	4	27.1	20	11	10	1	4	11	N/A	18	2	0
• O'Malley, Ryan	3-2	.600	6.33	7	4	0	0	0	0	27.0	40	19	19	6	1	11	N/A	26	0	0
• Ohman, Will	1-0	1.000	4.15	8	0	0	0	6	1	8.2	4	4	4	2	0	2	N/A	12	0	0
• Oliver, Darren	0-3	.000	13.50	3	3	0	0	0	0	13.1	28	20	20	3	0	5	N/A	10	0	0
• Orpessa, Eddie	0-1	.000	7.36	7	0	0	0	1	0	7.1	12	8	6	1	1	7	N/A	10	1	0
Phelps, Travis	2-0	1.000	5.28	18	0	0	0	9	0	29.0	29	18	17	7	2	17	N/A	28	0	0
• Pignatello, Carmen	1-5	.167	5.51	22	5	0	0	6	0	47.1	52	34	29	6	2	20	N/A	43	2	0
• Pinto, Henry	1-2	.333	9.53	6	0	0	0	0	0	22.2	31	30	24	3	2	24	N/A	24	0	0
Prior, Mark	0-1	.000	10.50	1	1	0	0	0	0	6.0	9	7	7	0	1	1	N/A	7	0	0
• Rohlicek, Russ	3-1	.750	4.33	55	0	0	0	14	3	62.1	48	35	30	5	11	45	N/A	54	6	0
Tavares, Anderson	0-1	.000	10.80	2	1	0	0	0	0	3.1	7	4	4	0	0	1	N/A	4	0	0
• Teut, Nate	0-0	.000	0.00	2	0	0	0	0	0	2.2	2	0	0	0	0	0	N/A	1	0	0
• Valdes, Raul	6-7	.462	5.93	25	17	0	0	3	1	98.2	135	71	65	7	4	39	N/A	73	5	2
Van Buren, Jermaine	2-3	.400	1.98	52	0	0	0	43	25	54.2	33	13	12	5	3	22	N/A	65	1	0
Wellemer, Todd	3-2	.600	3.02	12	12	0	0	0	0	53.2	47	21	18	2	2	25	N/A	48	2	0
Williams, Jeremy	1-1	.500	2.22	4	4	0	0	0	0	24.1	27	10	6	2	2	6	N/A	17	5	0
Williamson, Scott	1-0	1.000	3.86	6	0	0	0	2	0	7.0	4	3	3	1	0	3	N/A	10	0	0
Wood, Kerry	0-0	.000	2.84	3	3	0	0	0	0	12.2	11	4	4	1	1	6	N/A	18	0	0

*Left-handed Pitcher ... *Led League

WEST TENN DIAMOND JAXX (AA)

LEAGUE: Southern League (North Division)

CLUB INFORMATION: Pringles Park, 4 Fun Place, Jackson, TN 38305 ... (731) 664-2020 ...
www.diamondjaxx.com

GENERAL MANAGER: Jeff Parker ... **MEDIA CONTACT:** Ron Potesta

ATHLETIC TRAINER: Matt Johnson (fifth year in Cubs organization)

FIRST YEAR AS CUBS AFFILIATE: 1998

Pat Listach — Manager

FULL NAME: Patrick Alan Listach

BORN: 9/12/67 in Natchitoches, LA

RESIDENCE: Houston, TX

FAMILY: Single ... Children — Mariah, Hollie, Patrick and Blaine

Pat begins his first season as manager for West Tenn ...

he spent the previous five seasons as the hitting coach for Iowa (AAA).

- Ⓢ was hitting coach for Lansing (A) in 2000 and coached in the Arizona Fall League following the 2001 campaign.
- Ⓢ had a 55-game managerial stint in 2002, serving as Iowa's manager after Bruce Kimm was named interim manager of the big league club.
- Ⓢ spent six seasons in the majors with Milwaukee (1992-1996) and Houston (1997), batting .251 in 503 big league games with 116 stolen bases.
- Ⓢ was named the 1992 American League Rookie of the Year after batting .290 with 54 stolen bases in 149 games for the Brewers ... also earned AL Rookie of the Year accolades from *Baseball America*, *The Sporting News* and *Baseball Digest*.
- Ⓢ began his professional career in 1988 after being selected by Milwaukee in the fifth round of the draft ... completed his playing career in 1998, seeing action for Cleveland's Buffalo (AAA) affiliate and Philadelphia's Scranton-Wilkes Barre (AAA) club.
- Ⓢ attended Arizona State University, where he played in the 1988 College World Series.

MANAGERIAL RECORD					
YEAR	TEAM	LEAGUE	W-L	PCT	STANDING
2002	Iowa-AAA#	Pacific Coast	27-28	.491	2nd
#Was promoted after Bruce Kimm was named interim manager in Chicago					

Mike Anderson — Pitching Coach

FULL NAME: Michael James Anderson

BORN: 7/30/66 in Austin, TX

RESIDENCE: Austin, TX

FAMILY: Married — Laurie ... Children — Ty and Abby

Mike is in his seventh season coaching in the Cubs' farm system and his first at West Tenn ... served in the same capacity for Single-A clubs Daytona (2005), Lansing (2001-2004) and Eugene (2000).

- Ⓢ previously was a player in the Cubs organization during the 1994-1995 campaigns, pitching in 67 games for Iowa (AAA).
- Ⓢ pitched from 1988-1997 in the Cincinnati, Cubs, Texas and Los Angeles organizations ... briefly saw big league action with the Reds in 1993, making three relief appearances.
 - ◆ won at least 10 games during five different seasons, including a career-high 13 with the Reds' Chattanooga (AA) affiliate in 1992.
- Ⓢ spent the 1998-1999 seasons in South Korea.
 - ◆ pitched for the LG Twins club in Seoul in 1998 and for the Ssangbangwool Raiders in Chonju in 1999.
- Ⓢ is a 1988 graduate of Southwestern University in Georgetown, TX.

Tom Beyers — Hitting Coach

FULL NAME: Thomas James Beyers

BORN: 4/9/58 in San Francisco, CA

RESIDENCE: Santa Maria, CA

FAMILY: Married — Diane ... Children — Mandy, Bryan and Karly

Tom is in his first season as hitting coach for West Tenn ... worked in the same capacity for Single-A Boise (2000-2003, 2005).

- Ⓢ spent the 2004 season as Boise's manager and was named Northwest League Manager of the Year after leading the Hawks to the league title.
- Ⓢ joined the Cubs organization as hitting coach at Eugene (A) in 2000 after spending 21 seasons in Los Angeles' minor league system as a player, coach and manager ... was the Dodgers minor league hitting coordinator from 1995-1999.
- Ⓢ managed during the 1988-1992 and 1994 seasons, spending two years at Salem (A), three at Bakersfield (A) and one at San Antonio (AA).
- Ⓢ was hitting coach at Bradenton (Rookie) from 1984-1986 and coached at Vero Beach (A) in 1987.
- Ⓢ began his professional baseball career after being drafted by the Dodgers in the 15th round of the 1979 June draft out of Cal Poly-San Luis Obispo ... the former outfielder played until 1983.

West Tenn — 2005 Recap and Statistics

Overall Record: 83-56

Manager: Bobby Dickerson

Midseason all-stars: IF Buck Coats, RHP Talley Haines, IF Casey McGehee, OF Matt Murton, RHP Ricky Nolasco, OF Felix Pie, RHP Andy Shipman

The Diamond Jaxx clinched the second-half championship with a 39-31 record, giving them home field advantage for the Southern League Playoffs ... the Diamond Jaxx swept Carolina before losing to the Jacksonville Suns in the Southern League Championship Series 3 games to 1.

- Ⓞ three Diamond Jaxx pitchers ranked among the Top 10 pitchers in the Southern League in ERA: Renyel Pinto (second), Ricky Nolasco (third) and Jae Kuk Ryu (seventh).
- Ⓞ infielder Brandon Sing tied for the league lead with 26 home runs and was named Southern League Player of the Month in July.
- Ⓞ infielder Ryan Theriot ranked sixth in the league with a .304 batting average and was named the club's MVP.
- Ⓞ outfielder Felix Pie batted .304 with 17 doubles, 11 home runs and 25 RBI in 59 games.

BATTERS	AVG	G	AB	R	H	TB	2B	3B	HR	RBI	SH	SF	HP	BB	IBB	SO	SB	CS	GDP	SLG	OBP	E
# Bacon, Dwayne	.267	98	292	57	78	108	10	7	2	15	4	0	5	46	0	90	37	14	3	.370	.376	1
• Coats, Buck	.282	127	439	47	124	171	32	6	1	49	1	4	2	38	1	80	17	5	10	.390	.340	34
# Craig, Matthew	.275	99	327	51	90	150	24	0	12	57	0	8	4	32	3	62	7	4	9	.459	.340	9
Creighton, Matt	.245	42	102	11	25	38	7	0	2	11	0	0	1	6	0	18	0	1	2	.373	.340	3
Frese, Nate	.375	14	32	3	12	20	2	0	2	7	0	0	0	4	1	5	0	0	1	.625	.444	2
Garciparra, Nomar	.231	4	13	2	3	3	0	0	0	0	0	0	1	1	0	1	0	0	0	.231	.333	1
• Greenberg, Adam	.269	95	305	51	82	124	12	9	4	33	14	3	4	56	2	68	15	4	1	.407	.386	2
• Hoffpauir, James	.160	7	25	1	4	7	0	0	1	2	0	0	0	0	0	6	0	0	1	.280	.160	1
Kopitzke, Casey	.220	55	177	12	39	44	3	1	0	10	2	1	1	13	1	28	1	1	5	.249	.276	1
Lewis, Richard	.246	28	69	8	17	23	1	1	1	7	0	0	1	13	1	18	2	1	1	.333	.373	2
McGehee, Casey	.297	124	455	67	135	192	31	1	8	72	0	6	1	43	5	64	2	2	20	.422	.354	13
Montanez, Luis	.268	45	153	20	41	58	9	1	2	14	2	2	2	12	1	21	0	2	1	.379	.325	1
Murton, Matt	.342	78	313	46	107	156	17	4	8	46	3	1	4	29	3	42	18	5	11	.498	.403	4
• O'Toole, Paul	.083	12	36	4	3	4	1	0	0	4	0	1	2	4	0	11	1	1	0	.111	.209	2
• Patterson, Eric	.200	9	30	5	6	8	2	0	0	2	0	1	0	6	0	7	3	2	0	.267	.324	1
• Pie, Felix	.304	59	240	41	73	133	17	5	11	25	1	3	2	16	1	53	13	9	1	.554	.349	4
# Reyes, Jose	.257	97	319	27	82	101	10	0	3	50	5	3	1	27	10	48	6	3	16	.317	.314	5
Sing, Brandon	.276	127	409	74	113	220	29	0	+26	71	0	7	1	91	5	110	2	5	6	.538	.404	12
Sisk, Aaron	.241	48	137	18	33	59	6	1	6	19	1	1	0	19	0	32	1	1	3	.431	.331	3
Spearman, Jemel	.348	14	46	6	16	23	3	2	0	6	0	0	1	0	0	6	2	1	0	.500	.362	0
Theriot, Ryan	.304	120	448	52	136	175	28	4	1	53	4	5	1	45	2	38	24	10	9	.391	.365	13
• Weston, Aaron	.316	11	19	4	6	9	3	0	0	2	0	0	0	1	0	3	0	0	0	.474	.350	0

PITCHERS	W-L	PCT	ERA	G	GS	CG	SHO	GF	SV	IP	H	R	ER	HR	HB	BB	IBB	SO	WP	BK
Aardsma, David	4-1	.800	3.91	33	3	0	0	8	2	50.2	48	22	22	3	4	32	N/A	43	1	0
Atlee, Thomas	3-1	.750	3.63	29	0	0	0	11	3	34.2	39	21	14	3	0	10	N/A	20	2	0
Baez, Federico	4-3	.571	4.58	41	2	0	0	15	2	55.0	68	29	28	4	2	30	N/A	35	4	0
Cherry, Rocky	0-0	.000	2.89	3	3	0	0	0	0	9.1	8	5	3	0	1	4	N/A	9	0	0
• Connolly, Jonathan	3-2	.600	4.44	9	4	0	0	1	0	26.1	29	17	13	3	0	9	N/A	20	0	0
• Ferreras, Yorkin	2-4	.333	5.52	30	0	0	0	11	2	29.1	43	26	18	5	2	6	N/A	31	1	0
Frese, Nate	0-0	.000	0.00	1	0	0	0	1	0	1.0	0	0	0	0	0	0	N/A	1	0	0
Gwaltney, Lee	0-0	.000	0.00	1	0	0	0	0	0	1.0	1	0	0	0	0	0	N/A	0	0	0
Haines, Talley	4-2	.667	1.78	23	0	0	0	20	13	25.1	24	7	5	0	1	2	N/A	20	5	0
• Hill, Rich	4-3	.571	3.28	10	10	0	0	0	0	57.2	42	22	21	9	2	21	N/A	90	0	0
Hoerman, Jared	0-0	.000	0.00	2	0	0	0	0	0	1.1	0	0	0	0	0	2	N/A	0	0	0
Marmol, Carlos	3-4	.429	3.65	14	14	0	0	0	0	81.7	70	33	33	10	8	40	N/A	70	1	1
• Marshall, Sean	0-1	.000	2.52	4	4	0	0	0	0	25.0	16	7	7	1	1	5	N/A	24	2	1
McGilinchy, Kevin	0-1	.000	4.32	9	0	0	0	8	3	8.1	12	6	4	0	0	4	N/A	7	0	1
Nolasco, Ricky	+14-3	.824	2.89	27	27	1	0	0	0	161.2	151	57	52	13	11	46	N/A	*173	4	2
• O'Malley, Ryan	3-3	.500	3.91	31	9	0	0	5	0	78.1	78	41	34	7	2	25	N/A	55	3	0
• Pignatiello, Carmen	5-4	.556	2.68	16	10	0	0	1	0	80.2	67	26	24	3	2	28	N/A	77	3	0
• Pinto, Renyel	10-3	.769	2.71	22	21	1	1	0	0	129.2	101	43	39	3	9	58	N/A	123	3	0
Ramos, Victor	2-3	.400	3.24	19	0	0	0	5	0	25.0	21	9	9	1	0	12	N/A	18	2	0
Ryu, Jae Kuk	11-8	.579	3.34	27	27	1	1	0	0	*169.2	154	67	63	12	6	49	N/A	133	9	0
Searles, Jonathan	6-3	.667	3.35	59	0	0	0	18	1	80.2	74	30	30	5	3	29	N/A	72	3	1
Shipman, Andy	3-6	.333	3.17	59	0	0	0	30	15	65.1	60	32	23	1	2	27	N/A	68	2	0
Tavares, Anderson	0-0	.000	0.00	1	0	0	0	0	0	2.0	1	0	0	0	0	1	N/A	0	0	0
• Valdes, Raul	2-0	1.000	5.09	5	5	0	0	0	0	23.0	28	13	13	1	1	3	N/A	18	2	0
Wells, Randy	0-1	.000	3.86	6	0	0	0	2	1	9.1	13	4	4	0	0	7	N/A	4	0	0

*Left-handed Batter/Pitcher ... #Switch-hitter ... *Led League ... +Tied for League Lead

DAYTONA CUBS (A)

LEAGUE: Florida State League (East Division)

CLUB INFORMATION: Jackie Robinson Ballpark, 105 E. Orange Ave., Daytona Beach, FL 32114 ... (386) 257-3172 ... www.daytonacubs.com

GENERAL MANAGER: Bill Papierniak ... **MEDIA CONTACT:** Derek Ingram

ATHLETIC TRAINER: Steve Melendez (21st year in Cubs organization)

FIRST YEAR AS CUBS AFFILIATE: 1993

Don Buford — Manager

FULL NAME: Don Alvin Buford

BORN: 2/2/37 in Linden, TX

RESIDENCE: Sherman Oaks, CA

FAMILY: Married – Alescia ... Children – Don Jr., Daryl and Damon

Don joins the Cubs organization in 2006 as Daytona's manager after spending the 2005 season as the Washington Nationals first base coach.

- Ⓢ worked in various capacities in Baltimore's organization from 1988-2004, both in uniform and in the front office ... his roles included: bench coach, director of field operations, director of minor league operations and field manager.
- Ⓢ also served as a minor league outfielding/baserunning coach for Milwaukee (1979-1980) and as bench coach for the San Francisco Giants (1981-1984).
- Ⓢ coached at his alma mater, the University of Southern California, from 1985-1987.
- Ⓢ in 10 seasons with the Chicago White Sox and Baltimore, he combined to hit .264 with 93 home runs, 418 RBI and 200 stolen bases in 1,286 career games.
- Ⓢ was a 1971 American League All-Star and played on three American League pennant winners – including the World Champion Baltimore Orioles in 1970.
- Ⓢ played on the University of Southern California's 1958 NCAA National Championship team.
- Ⓢ his son, Damon, spent nine season in the majors with Baltimore (1995), the New York Mets (1995), Texas (1996-1997), Boston (1998-1999) and the Cubs (2000-2001); his son, Don Jr., played in the Orioles' minor league organization and is now a doctor; and his son, Daryl, is an attorney ... all three sons attended USC.

MANAGERIAL RECORD

YEAR	TEAM	LEAGUE	W-L	PCT	STANDING
1992	– Hagerstown-AA	Eastern	59-80	.424	7th
1993	– Bowie-AA	Eastern	72-68	.514	3rd
2003	– Bluefield-R	Appalachian	23-40	.365	4th
2004	– Aberdeen-A	New York-Penn	35-40	.467	4th
MINOR LEAGUE TOTALS			189-228	.453	

Tom Pratt — Pitching Coach

FULL NAME: Thomas Reginald Pratt II

BORN: 8/19/50 in Oceanside, CA

RESIDENCE: Prescott, AZ

FAMILY: Married – Peggy ... Children – Andy and Amy

Tom returns to Daytona, where he was pitching coach from 2000-2004.

- Ⓢ spent the 2005 season as the pitching coach in Peoria (A) ... joined the Cubs in 1999 as pitching coach at Eugene (A) after coaching at the high school and college levels since 1976.
- Ⓢ had spent the previous 10 years as a coach/athletic director at Chino Valley (AZ) High School ... at the same time, he was an associate scout for both the Montreal Expos and the Anaheim Angels.
- Ⓢ his collegiate coaching experience included stints at Arizona State University – where he worked with Jeff Pentland – and the University of Nebraska.
- Ⓢ pitched in the Kansas City and California minor league systems from 1969-1973.
- Ⓢ received his bachelor's degree from Arizona State University and a master's degree in biomechanics from Northern Arizona University.

Richie Zisk — Hitting Coach

FULL NAME: Richard Walter Zisk

BORN: 2/6/49 in Brooklyn, NY

RESIDENCE: Lighthouse Point, FL

FAMILY: Married – Barbara ... Children – Kevin, Danny and Laura

Richie returns to the role of hitting coach after spending the 2005 season as Daytona's manager ... was the team's hitting coach in 2004 – after serving as the organization's roving minor league hitting instructor (2002-2003).

- Ⓢ returned to the Cubs' organization in 1995 as hitting coach at Daytona ... was in that position until 2000 – when he managed the team to the Florida State League title after going 76-63 during the regular season.
 - ♦ previously was a hitting instructor in the Cubs' minor league system from 1987-1992 – and served as the organization's coordinator of instruction from 1989-1992.
- Ⓢ played in the majors with Pittsburgh (1971-1976), the White Sox (1977), Texas (1978-1980) and Seattle (1981-1983) ... during his 13-year career, he hit .287 with 207 homers and 792 RBI.
- Ⓢ was a two-time member of the American League All-Star team (1977-1978) ... also was named to *The Sporting News'* NL all-star team in 1974.

Daytona — 2005 Recap and Statistics

Overall Record: 69-66

Manager: Richie Zisk

Midseason all-stars: RHP Carlos Marmol, LHP Sean Marshall, DH Scott Moore, OF Chris Walker, RHP Randy Wells

Daytona completed the regular season with a record of 69-66 ... the Cubs went 35-32 in the first half and 34-34 in the second half.

© Richie Zisk and his staff served as the Eastern Division coaches in the all-star game.

- © outfielder Chris Walker led the Florida State League in three categories with 60 stolen bases, 97 runs scored and 14 triples ... was third in the league with 152 hits.
- © infielder Scott Moore led the team with 20 home runs and 82 RBI ... he was tied for second with 53 extra-base hits.
- © right-hander Juan Mateo finished the year 10th in the league with a 3.21 ERA.

BATTERS	AVG	G	AB	R	H	TB	2B	3B	HR	RBI	SH	SF	HP	BB	IBB	SO	SB	CS	GDP	SLG	OBP	E
Artega, Josh	.190	5	21	3	4	4	0	0	0	1	0	0	0	0	0	2	0	0	2	.190	.190	0
Boyer, Kyle	.189	39	111	15	21	34	4	0	3	13	0	0	3	6	1	35	2	0	5	.306	.250	0
Chirinos, Robinson	.273	74	231	30	63	90	6	0	7	27	1	2	3	16	0	42	3	4	5	.390	.325	13
• Collins, Kevin	.265	85	294	42	78	149	15	1	18	52	0	5	3	36	3	114	0	3	1	.507	.346	4
Creighton, Matt	.258	27	93	10	24	38	5	0	3	10	0	0	4	5	0	14	0	1	3	.409	.324	2
Cruz, Enrique	.197	47	132	16	26	43	5	0	4	18	2	1	2	14	0	30	6	0	4	.326	.282	6
• Culpepper, Jeff	.343	38	108	14	37	47	7	0	1	10	2	0	5	9	2	15	1	5	2	.435	.418	1
Dopirak, Brian	.235	132	507	53	119	193	26	0	16	76	0	5	4	37	4	107	1	4	20	.381	.289	17
Fox, Jacob	.281	83	270	37	76	123	20	0	9	40	1	4	8	26	3	48	5	2	8	.456	.357	5
# Granato, Anthony	.226	34	93	14	21	25	4	0	0	4	1	0	0	20	0	22	9	3	2	.269	.363	3
Johnson, J.J.	.261	121	417	52	109	178	29	5	10	50	2	2	3	24	0	77	12	5	15	.427	.305	7
Larsen, Drew	.333	4	12	1	4	9	1	2	0	3	0	0	0	1	0	4	3	1	0	.750	.385	0
Lewis, Richard	.182	3	11	1	2	5	1	1	0	0	0	0	0	2	0	6	0	0	0	.455	.308	0
• Moore, Scott	.281	128	466	77	131	226	31	2	20	82	0	9	6	55	4	134	22	7	7	.485	.358	30
• O'Toole, Paul	.274	55	164	23	45	63	7	1	3	19	1	5	4	14	0	40	1	3	3	.384	.337	1
Richie, Anthony	.280	78	257	29	72	102	18	0	4	27	1	5	1	15	1	45	1	1	4	.397	.317	3
Rojas, Carlos	.244	111	398	47	97	103	6	0	0	29	6	2	6	35	0	68	4	7	9	.259	.313	17
Salas, Issmael	.264	78	254	32	67	118	17	2	10	36	4	3	6	14	0	42	1	0	10	.465	.314	4
Walker, Chris	.284	133	536	*97	152	219	21	*14	6	57	0	1	9	41	1	111	*60	21	4	.409	.344	1
• Weston, Aaron	.421	7	19	5	8	15	2	1	1	6	0	0	1	1	0	2	0	0	1	.789	.476	0
Westphal, J.D.	.105	17	38	4	4	4	0	0	0	1	0	0	0	3	0	15	0	0	0	.105	.171	0

PITCHERS	W-L	PCT	ERA	G	GS	CG	SHO	GF	SV	IP	H	R	ER	HR	HB	BB	IBB	SO	WP	BK
Atlee, Thomas	1-3	.250	2.61	20	0	0	0	18	8	20.2	18	11	6	1	0	8	N/A	15	2	0
Baez, Federico	0-0	.000	3.86	3	0	0	0	0	0	9.1	8	4	4	1	0	3	N/A	14	1	0
Burrows, Angelo	0-0	.000	0.00	3	0	0	0	1	0	4.0	2	0	0	0	0	1	N/A	6	0	0
Crews, Jordan	0-0	.000	6.23	10	0	0	0	3	0	13.0	19	10	9	2	1	3	N/A	9	1	0
• Ferreras, Yorkin	3-5	.375	5.21	14	13	1	0	0	0	65.2	58	39	38	3	2	26	N/A	75	5	0
Gallagher, Sean	0-0	.000	1.80	1	1	0	0	0	0	5.0	6	1	1	1	0	0	N/A	7	0	0
• Gerk, Jordan	4-4	.500	3.72	52	0	0	0	9	0	65.1	66	36	27	4	2	26	N/A	53	2	1
Gross, Kris	0-1	.000	6.75	6	0	0	0	2	0	8.0	14	7	6	3	0	5	N/A	6	0	0
Gwaltney, Lee	2-3	.400	2.63	22	5	0	0	7	3	51.1	39	22	15	4	4	16	N/A	55	3	1
• Layden, Tim	1-0	1.000	1.35	3	0	0	0	0	0	6.2	5	1	1	1	0	1	N/A	4	1	0
Marmol, Carlos	6-2	.750	2.99	13	13	0	0	0	0	72.1	60	30	24	7	3	37	N/A	71	5	1
• Marshall, Sean	4-4	.500	2.74	12	12	1	0	0	0	69.0	63	24	21	7	1	26	N/A	61	7	1
Mateo, Juan	10-5	.667	3.21	32	16	1	1	11	2	109.1	99	47	39	9	3	27	N/A	123	2	0
• Mathes, JR	11-8	.579	4.49	24	24	1	0	0	0	132.1	161	77	66	9	5	37	N/A	97	5	1
Mendez, Adalberto	1-1	.500	6.67	23	0	0	0	10	3	28.1	37	24	21	2	0	25	N/A	32	2	0
O'Brien, Weston	2-2	.500	5.64	21	0	0	0	5	0	30.1	34	21	19	3	2	20	N/A	29	7	1
Petrick, Billy	1-4	.200	5.59	9	9	0	0	0	0	37.0	39	23	23	0	7	19	N/A	25	3	0
Phelps, Michael	1-0	1.000	4.76	4	0	0	0	3	1	5.2	2	3	3	0	0	4	N/A	8	0	0
Polanco, Alfredo	2-2	.500	11.49	13	1	0	0	4	0	15.2	20	21	20	2	2	23	N/A	11	1	0
• Rapada, Clay	1-3	.250	3.83	27	0	0	0	12	5	42.1	40	21	18	2	3	16	N/A	61	2	2
• Schappert, Paul	0-0	.000	0.82	21	0	0	0	10	4	43.2	36	5	4	2	1	8	N/A	29	2	1
Sevier, Nathan	3-0	1.000	3.88	31	3	0	0	18	5	51.0	50	24	22	4	3	10	N/A	48	7	2
• Shaver, Chris	2-3	.400	2.12	6	6	0	0	0	0	34.0	33	15	8	2	1	7	N/A	19	0	0
• Stiles, Brad	0-0	.000	3.86	5	0	0	0	0	0	9.1	9	4	4	0	0	10	N/A	5	0	0
Tavares, Anderson	4-11	.267	5.40	27	20	0	0	2	0	113.1	145	81	68	14	3	35	N/A	92	5	1
Weber, Matt	0-2	.000	12.71	2	2	0	0	0	0	5.2	16	10	8	1	0	3	N/A	4	1	0
Wells, Randy	10-2	.833	2.74	41	10	0	0	12	2	98.2	93	33	30	5	3	22	N/A	106	5	0
Wylie, Jason	0-1	.000	4.26	10	0	0	0	4	0	12.2	8	8	6	0	2	5	N/A	15	1	0

*Left-handed Batter/Pitcher ... #Switch-hitter ... *Led League

PEORIA CHIEFS (A)

LEAGUE: Midwest League (Western Division)

CLUB INFORMATION: O'Brien Field, 730 SW Jefferson, Peoria, IL 61605 ... (309) 680-4001 ...
www.peoriachiefs.com

PRESIDENT: Rocky Vonachen ... **MEDIA CONTACT:** Nathan Baliva

ATHLETIC TRAINER: Nick Frangella (second year in Cubs organization)

FIRST YEAR AS CUBS AFFILIATE: 2005

Jody Davis — Manager

FULL NAME: Jody Richard Davis
BORN: 11/12/56 in Gainesville, GA
RESIDENCE: Gainesville, GA
FAMILY: Married — Penny

MANAGERIAL RECORD

YEAR	TEAM	LEAGUE	W-L	PCT	STANDING
------	------	--------	-----	-----	----------

2006 will be his first campaign as a minor league manager.

Jody is in his first season as Peoria's manager ... the former big league catcher — who played for the Cubs for eight seasons (1981-1988) — has previously served as a catching consultant in the minor league system.

- ⊙ managed the Calgary Outlaws of the Canadian Baseball League, leading the Outlaws to the championship title in 2003.
- ⊙ also coached high school baseball, working as an assistant coach at Riverside Military Academy from 2004-2005.
- ⊙ batted .245 with 164 doubles, 127 homers and 490 RBI in 1,082 career games for the Cubs and Atlanta (1988-1990).
- ◆ was a *Rawlings* Gold Glove winner and a two-time selection to the National League All-Star team.

Rich Bombard — Pitching Coach

FULL NAME: Richard James Bombard
BORN: 1/2/60 in El Paso, TX
RESIDENCE: Chicago, IL
FAMILY: Single ... Children — Amanda

Rich joins the Cubs organization in 2006 as Peoria's pitching coach.

- ⊙ has worked as a pitching coach in the following minor league systems: Los Angeles Angels of Anaheim (2003-2004), Boston (1999-2002) and Detroit (1991-1998).
- ⊙ began his coaching career in 1987, working in Cincinnati's organization from 1987-1990.
- ⊙ the former pitcher was drafted by the Houston Astros out of the University of Florida-Gainesville in 1992.
- ⊙ spent five seasons in the Astros and Cubs organizations.

Barbaro Garbey — Hitting Coach

FULL NAME: Barbaro Garbey
BORN: 12/4/56 in Santiago de Cuba, Cuba
RESIDENCE: Livonia, MI
FAMILY: Married — Kimberly ... Children — Barbaro Jr., Gabriela and Isabel

Barbaro joins the Cubs organization in 2006 as Peoria's hitting coach.

- ⊙ was the first Cuban-born player to defect to the United States.
- ⊙ spent three years in the major leagues, playing for Detroit (1984-1985) and Texas (1988).
- ⊙ was named the Detroit Sports Broadcasters' Association Tigers Rookie of the Year after hitting .287 with 110 RBI in 1984 for the World Champion Tigers.
- ⊙ returned to the Tigers organization in 2002, working as a coach for Oneonta (A) and West Michigan (A).

INNINGS EATERS

The last time the Cubs had five 200.0-plus inning pitchers was in 1904. Jake Weimer led the staff with 307.0 innings of work, followed by Buttons Briggs (277.0), Carl Lundgren (242.0), Bob Wicker (229.0) and Mordecai Brown (212.1).

SWEET 16

On May 31, 2003, vs. Houston, the Cubs won a 16-inning 1-0 contest. It was the first time the Cubs won a 1-0 game which had extended past the 12th inning since September 21, 1901 — a 17-inning 1-0 victory over the Boston Braves. It also was the longest 0-0 contest in Wrigley Field history.

Peoria — 2005 Statistics

Overall Record: 68-72

Manager: Julio Garcia

Postseason all-star: Sean Gallagher, Ryan Harvey, Eric Patterson

Midseason all-stars: LHP Sean Gallagher, IF Alberto Garcia, OF Ryan Harvey, OF Luis Montanez, IF Eric Patterson, LHP Chris Shaver, RHP Matt Weber

The Chiefs finished the year with a 68-72 record, going 35-35 in the first half and 33-37 in the second half.

☉ right-hander Sean Gallagher was named the Cubs Minor League Pitcher of the Year after going 14-5 with a 2.71 ERA.

☉ infielder Eric Patterson was named the Cubs Minor League Player of the Year and won the league's hitting title after batting .333 in 110 games.

☉ outfielder Ryan Harvey led the Midwest League with 24 home runs and finished second with 100 RBI, only one behind the league leader.

BATTERS	AVG	G	AB	R	H	TB	2B	3B	HR	RBI	SH	SF	HP	BB	IBB	SO	SB	CS	GDP	SLG	OBP	E
Artega, Josh	.256	32	129	15	33	50	9	1	2	23	1	1	2	4	0	17	2	1	8	.388	.287	9
Balcom, Jasha	.231	6	13	1	3	4	1	0	0	0	0	0	2	0	4	0	1	1	.308	.333	1	
Bernard, Oscar	.236	66	225	29	53	70	11	0	2	23	1	2	7	13	0	40	2	4	7	.311	.296	13
Corbell, Alfred	.000	2	4	0	0	0	0	0	0	0	0	0	0	0	0	1	0	0	0	.000	.000	0
Douillard, Jonathan	.200	9	30	2	6	10	1	0	1	3	0	0	0	2	0	4	0	0	2	.333	.250	0
Flowers, Bo	.238	105	365	44	87	129	10	4	8	49	0	4	7	19	0	121	10	1	6	.353	.286	9
Francisco, Alfredo	.154	4	13	0	2	2	0	0	0	0	0	0	0	0	0	1	0	0	1	.154	.154	2
Fuld, Sam	.300	125	443	82	133	192	32	6	5	37	4	4	7	50	0	44	18	11	16	.433	.377	6
Garcia, Alberto	.316	58	209	19	66	79	8	1	1	25	1	1	2	15	1	29	1	1	6	.378	.366	5
Garciparra, Nomar	.200	2	5	1	1	1	0	0	0	2	0	0	0	2	0	0	0	0	0	.200	.429	0
Grano, Anthony	.283	75	254	46	72	102	10	4	4	35	1	3	3	41	1	55	15	4	6	.402	.385	12
Harris, Steve	.206	8	34	2	7	13	3	0	1	5	0	1	0	0	0	6	3	0	1	.382	.200	0
Harvey, Ryan	.257	117	467	71	120	226	30	2	24	100	1	6	9	24	5	137	8	4	4	.484	.302	2
Joseph, Alfred	.296	7	27	2	8	9	1	0	2	0	0	0	1	2	0	4	0	1	0	.333	.367	0
Larsen, Drew	.245	120	424	52	104	152	25	4	5	48	1	4	19	42	1	108	9	6	4	.358	.337	22
Mallory, Mike	.293	29	99	17	29	42	4	0	3	14	0	2	2	18	0	25	2	1	3	.424	.405	0
Montanez, Luis	.305	82	315	54	96	164	28	2	12	48	2	2	10	32	1	46	10	4	6	.521	.384	0
Patterson, Eric	*.333	110	432	90	144	231	26	11	13	71	4	7	4	53	3	94	40	11	7	.535	.405	9
Puello, Elvin	.238	6	21	0	5	7	2	0	0	2	0	0	1	1	0	6	0	0	0	.333	.304	3
Reed, Mark	.135	14	52	2	7	10	1	1	0	6	0	0	1	1	0	12	0	0	2	.192	.167	1
Rick, Alan	.197	77	249	32	49	75	11	3	3	32	0	0	1	28	0	67	0	1	9	.301	.281	5
Rios, Jose	.242	28	95	9	23	25	2	0	0	6	1	1	3	6	0	9	0	2	4	.263	.305	12
Rivera, Luis	.348	25	69	7	24	24	0	0	0	12	1	0	0	2	0	7	3	1	1	.348	.366	2
Schmidt, Jesse	.246	50	175	27	43	69	13	2	3	22	1	2	2	30	1	40	5	1	3	.394	.359	0
Simokaitis, Joseph	.190	51	168	20	32	38	2	2	0	13	0	2	0	24	0	34	2	0	8	.226	.289	13
Sisk, Aaron	.316	39	152	36	48	86	13	2	7	29	1	1	2	20	0	42	5	5	2	.566	.400	7
Smith, Aaron	.247	78	259	35	64	90	15	1	3	22	3	2	1	16	0	61	2	1	6	.347	.291	11

PITCHERS	W-L	PCT	ERA	G	GS	CG	SHO	GF	SV	IP	H	R	ER	HR	HB	BB	IBB	SO	WP	BK
Baez, Edgar	0-0	.000	0.00	4	0	0	0	2	0	6.0	3	1	0	0	0	7	N/A	2	0	0
Berg, Justin	0-0	.000	9.45	2	1	0	0	0	0	6.2	9	7	7	0	0	6	N/A	3	2	0
Billek, Mike	2-0	1.000	4.06	8	8	0	0	0	0	37.2	33	18	17	6	1	10	N/A	25	1	0
Blackford, Todd	1-0	1.000	0.00	1	1	0	0	0	0	5.0	3	0	0	0	0	2	N/A	1	0	0
Blevins, Jerry	3-7	.300	5.54	48	2	0	0	29	14	76.1	75	51	47	6	5	38	N/A	96	5	0
Brito, Luis	1-0	1.000	11.74	6	0	0	0	2	0	7.2	14	11	10	1	1	3	N/A	6	1	0
Campusano, Edward	2-2	.500	2.63	19	0	0	0	6	1	27.1	25	11	8	0	2	14	N/A	23	0	0
Dickson, Drew	0-2	.000	4.45	25	0	0	0	14	4	32.1	28	17	16	2	0	24	N/A	26	2	1
Downs, Darin	0-2	.000	18.47	2	2	0	0	0	0	6.1	12	14	13	1	1	4	N/A	3	1	0
Estrada, Jesse	6-12	.333	5.35	27	27	1	0	0	0	151.1	193	104	90	15	12	41	N/A	65	4	1
Fenton, Will	0-0	.000	11.37	6	0	0	0	2	0	6.1	12	8	8	1	0	5	N/A	7	1	0
Francisco, Alfredo	1-0	1.000	3.07	6	0	0	0	3	0	14.2	14	5	5	0	0	7	N/A	14	2	0
Gallagher, Sean	+14-5	.737	2.71	26	26	0	0	0	0	146.0	107	53	44	10	15	55	N/A	139	5	0
Guzman, Angel	0-1	.000	4.26	2	2	0	0	0	0	6.1	10	5	3	1	1	0	N/A	7	0	0
Gwaltney, Lee	4-1	.800	2.56	10	10	0	0	0	0	56.1	45	17	16	1	3	17	N/A	50	5	0
Hill, Rich	1-0	1.000	1.13	1	1	0	0	0	0	8.0	5	2	1	0	0	0	N/A	12	0	0
Hunton, Jon	0-2	.000	7.42	25	0	0	0	10	3	30.1	38	28	25	3	4	17	N/A	30	3	2
Hyle, Michael	1-0	1.000	15.63	4	0	0	0	1	0	6.1	14	11	11	5	0	3	N/A	0	0	0
Johnson, Grant	3-8	.273	3.82	14	14	1	0	0	0	73.0	65	45	31	7	3	26	N/A	52	6	0
Jones, Michael	2-3	.400	9.11	18	0	0	0	4	1	26.2	48	29	27	1	0	10	N/A	19	5	0
Layden, Tim	4-4	.500	4.62	38	0	0	0	17	4	50.2	43	30	26	2	6	22	N/A	53	13	0
Mendez, Adalberto	2-1	.667	3.10	22	0	0	0	14	6	29.0	26	10	10	1	2	10	N/A	24	2	0
Nolen, Walt	7-4	.636	4.61	37	2	0	0	10	0	66.1	61	47	34	2	8	48	N/A	60	10	0
Phelps, Michael	0-1	.000	1.59	12	0	0	0	5	1	17.0	12	5	3	0	0	3	N/A	17	2	0
Poanco, Alfredo	3-0	1.000	5.59	22	1	0	0	7	0	37.0	34	24	23	2	3	23	N/A	44	6	2
Ramos, Victor	0-1	.000	2.70	5	0	0	0	1	0	6.2	5	3	2	1	0	3	N/A	5	0	0
Schappert, Paul	1-0	1.000	4.50	20	0	0	0	3	0	24.0	26	15	12	1	0	8	N/A	18	1	0
Shaver, Chris	3-7	.300	4.31	19	19	0	0	0	0	102.1	92	59	49	9	5	45	N/A	76	4	0
Smith, Aaron	0-0	.000	0.00	2	0	0	0	2	0	1.1	2	0	0	0	0	0	N/A	0	0	0
Teasley, Jeff	0-0	.000	3.86	4	0	0	0	4	3	4.2	4	2	2	1	1	3	N/A	7	0	0
Thompson, Nick	0-0	.000	27.00	3	0	0	0	0	0	1.2	4	5	5	1	2	5	N/A	2	0	0
Weber, Matt	7-9	.438	3.91	25	24	1	0	1	0	142.2	173	71	62	12	8	27	N/A	85	5	0
Wood, Kerry	0-0	.000	0.00	2	0	0	0	0	0	2.1	1	0	0	0	0	0	N/A	5	0	0

*Left-handed Batter/Pitcher ... #Switch-hitter ... *Led League ... +Tied for League Lead

BOISE HAWKS (SHORT A)

LEAGUE: Northwest League (East Division)

CLUB INFORMATION: Memorial Stadium, 5600 Glenwood Street, Boise, ID 83714 ... (208) 322-5000 ...
www.boisehawks.com

GENERAL MANAGER: Todd Rehr ... **MEDIA CONTACT:** Ken Hyde

ATHLETIC TRAINER: Darren Wheeler (first year in Cubs organization)

FIRST YEAR AS CUBS AFFILIATE: 2001

Steve McFarland — Manager

FULL NAME: Steven William McFarland

BORN: 3/30/50 in Stockton, CA

RESIDENCE: Scottsdale, AZ

FAMILY: Married — Kelly ... Children — Dustin, Casey and Jaime

Steve is in his eighth year in the Cubs' organization and is returning to Boise for his fourth season after heading Mesa's (Rookie) club in 2005 and Daytona (A) in 2004.

- Ⓢ led the 2004 Daytona Cubs to a 70-56 record ... the Cubs were named Florida State League Co-Champions after the championship series was canceled due to the impending arrival of Hurricane Ivan.
- Ⓢ was the manager at Lansing (A) in 2000 after serving as that club's hitting coach in 1999, then spent three years managing Boise.
- Ⓢ his 2002 Boise team won the Northwest League title after finishing the regular season with a 49-27 record ... after the campaign, he earned league Manager of the Year honors and was selected by *Baseball America* as its short-season Manager of the Year.
- Ⓢ joined the Cubs after spending five years as an area scout with the Florida Marlins' organization ... also spent three campaigns working with the Marlins' short-season Class-A clubs, as he was hitting coach at Elmira (A) in 1995, manager at Utica (A) in 1996 and hitting coach at Utica in 1998.
- Ⓢ was head coach at his alma mater — Cal Poly-San Luis Obispo — from 1984-1993, compiling a 294-239 record ... after graduating in 1972, he served as an assistant coach at the school before taking over as head baseball coach.
- Ⓢ has coached in both the Cape Cod League and the Alaskan League.
- Ⓢ the Stockton, CA, native was inducted into the Stockton Athletic Hall of Fame in 1998.

MANAGERIAL RECORD

YEAR	TEAM	LEAGUE	W-L	PCT	STANDING
1996	— Utica-A	New York-Penn	29-47	.382	5th
2000	— Lansing-A	Midwest	70-68	.507	3rd, 5th
2001	— Boise-A	Northwest	52-23	.693	*1st
2002	— Boise-A	Northwest	49-27	.645	*1st
2003	— Boise-A	Northwest	27-49	.355	4th
2004	— Daytona-A	Florida State	70-56	.556	*1st
2005	— Mesa-R	Arizona	19-37	.339	8th, 9th
MINOR LEAGUE TOTALS			297-270	.515	

*Won League Championship Series +Lost League Championship Series

David Rosario — Pitching Coach

FULL NAME: David Rosario

BORN: 6/4/65 in Brooklyn, NY

RESIDENCE: Manati, Puerto Rico

FAMILY: Single ... Children — Alex, Jonathan, Yareles

David is in his second season as Boise's pitching coach.

- Ⓢ spent the previous 18 years as a pitcher for Manati (Puerto Rican Winter League) — where his manager was the Cubs minor league pitching coordinator, Lester Strobe.
 - ◆ also served as bullpen coach during his final four seasons with Manati.
- Ⓢ pitched professionally in the minor leagues with the Cubs (1986-1992), New York-AL (1993) and the Expos (1994).
- Ⓢ has seen managerial time in the Puerto Rican Summer League.

Ricardo Medina — Hitting Coach

FULL NAME: Ricardo Medina (DeLeon)

BORN: 11/4/71 in Panama City, Panama

RESIDENCE: Panama City, Panama

FAMILY: Married — Berta ... Children — Nohely

Ricardo returns to Boise, where he spent the 2004 season working as a hitting coach.

- Ⓢ also served as a hitting coach for Peoria (A) in 2005 and for Mesa (Rookie) in 1999-2003.
- Ⓢ has assisted the organization as a scout in Latin America, as a coach with the Dominican (Rookie) club and as a part-time scout for the club in his native Panama.
- Ⓢ was a part-time scout for Boston in 1997.
- Ⓢ the former first baseman played in the Cubs' farm system from 1989-1994 ... had his best pro season in 1992, batting .263 in 125 games at Peoria (A) with 27 doubles, 5 homers and 67 RBI.

Boise — 2005 Recap and Statistics

Overall Record: 34-42
Manager: Trey Forkerway

The Hawks finished the season with a record of 34-42.

☉ outfielder John Defendis led the team with a .327 average ... the left-hander appeared in 44 games and hit 8 doubles, 2 homers and drove in 20 runs.

☉ outfielder Davy Gregg batted .280 and led the Northwest League with 36 stolen bases — he was tied for second with 53 runs scored and ranked fourth with 84 hits.

☉ left-hander Darin Downs was 5-4 with a 3.50 ERA in 14 games (13 starts) — led the club in wins and struck out a team-high 63 batters in 61.2 innings.

BATTERS	AVG	G	AB	R	H	TB	2B	3B	HR	RBI	SH	SF	HP	BB	IBB	SO	SB	CS	GDP	SLG	OBP	E
• Culpepper, Jeff	.304	20	69	10	21	27	3	0	1	7	1	0	4	10	0	9	5	0	2	.391	.422	1
• Defendis, John	.327	44	171	23	56	70	8	0	2	20	2	0	0	17	0	21	3	4	4	.409	.388	3
• Douillard, Jonathan	.111	5	9	1	1	1	0	0	0	1	0	1	0	1	0	4	0	0	1	.111	.182	0
• Farina, Peter	.226	13	31	0	7	8	1	0	0	1	0	0	0	2	0	8	0	0	1	.258	.273	4
• Gaskin, Chris	.256	65	246	30	63	96	15	0	6	39	1	1	9	23	2	50	4	0	5	.390	.341	10
• Gregg, Davy	.280	74	300	53	84	96	9	0	1	19	11	0	2	23	0	50	*36	12	2	.320	.335	3
• Hode, Scott	.280	22	82	6	23	29	3	0	1	9	0	0	3	3	0	9	1	1	3	.354	.330	7
• Joseph, Alfred	.271	16	59	7	16	21	5	0	0	9	2	0	1	4	0	15	2	1	2	.356	.328	1
• Mota, Jonathan	.236	63	212	18	50	59	7	1	0	22	5	0	2	16	0	49	4	5	6	.278	.296	19
• Muyco, Jake	.215	37	121	10	26	30	1	0	1	8	5	0	0	8	0	31	0	2	2	.248	.264	3
• Puello, Elvin	.238	61	227	32	54	82	15	2	3	20	0	1	6	15	1	54	3	0	8	.361	.301	14
# Quinones, Carlos	.236	43	161	11	38	42	4	0	0	15	0	1	0	7	0	29	0	3	0	.261	.266	0
• Reed, Mark	.250	55	184	32	46	68	10	0	4	18	2	0	1	15	0	53	7	5	6	.370	.310	7
• Reynolds, Kyle	.256	52	199	28	51	78	6	3	5	24	0	1	3	12	0	52	4	2	2	.392	.307	18
• Rios, Jose	.323	35	99	11	32	39	7	0	0	8	1	0	1	0	0	11	1	3	1	.394	.330	6
• Taylor, Brandon	.262	57	202	28	53	92	16	1	7	30	1	2	2	14	1	53	2	5	5	.455	.314	10
• Valdez, Jesus	.244	61	234	30	57	87	13	1	5	38	0	2	1	9	0	49	4	3	3	.372	.272	2

PITCHERS	W-L	PCT	ERA	G	GS	CG	SHO	GF	SV	IP	H	R	ER	HR	HB	BB	IBB	SO	WP	BK
Atkins, Mitch	3-6	.333	5.03	15	15	0	0	0	0	73.1	85	45	41	8	9	30	N/A	59	6	4
Avery, Matthew	1-3	.250	4.62	11	11	0	0	0	0	48.2	53	27	25	7	3	15	N/A	25	3	0
Baez, Edgar	0-0	.000	8.86	20	0	0	0	4	0	21.1	30	21	21	2	4	11	N/A	16	5	0
Billek, Mike	0-1	.000	2.65	5	5	0	0	0	0	17.0	16	10	5	0	0	6	N/A	20	2	0
• Chambers, Ryan	1-2	.333	4.91	18	0	0	0	4	1	25.2	25	14	14	3	3	9	N/A	31	4	0
• Downs, Darin	5-4	.556	3.50	14	13	0	0	0	0	61.2	61	30	24	5	4	22	N/A	63	6	0
Evenson, Roger	4-4	.500	5.58	24	1	0	0	10	4	40.1	41	26	25	3	2	14	N/A	39	9	0
• Hagerly, Luke	0-1	.000	31.05	14	1	0	0	1	0	6.2	14	26	23	0	4	30	N/A	4	9	0
Holden, Kyle	2-2	.500	7.45	20	1	0	0	7	0	29.0	48	30	24	2	0	9	N/A	19	8	1
Hunton, Jon	1-3	.333	3.20	19	0	0	0	11	4	25.1	22	16	9	2	3	15	N/A	28	5	0
Hyle, Michael	3-5	.375	3.18	15	6	0	0	2	0	45.1	37	24	16	0	10	20	N/A	37	3	0
Jones, Michael	0-1	.000	0.00	1	0	0	0	0	0	2.0	3	2	0	0	0	1	N/A	2	0	0
• Koerber, Scott	1-1	.500	3.67	23	0	0	0	4	1	34.1	35	15	14	2	2	20	N/A	23	0	1
• Lopez, Aleury	0-0	.000	9.90	7	0	0	0	1	1	10.0	20	11	11	1	0	6	N/A	10	0	0
Ortiz, Jose	0-2	.000	4.43	15	0	0	0	3	0	22.1	28	16	11	0	1	13	N/A	12	0	1
• Pawelek, Mark	0-0	.000	0.00	1	1	0	0	0	0	3.0	6	1	0	0	0	1	N/A	4	0	0
Ramos, Victor	1-1	.500	3.68	5	0	0	0	3	0	7.1	6	3	3	0	0	3	N/A	11	1	0
• Santana, Andy	4-1	.800	2.47	19	1	0	0	1	0	43.2	44	18	12	3	0	23	N/A	45	4	0
Taylor, Scott	0-0	.000	5.63	2	2	0	0	0	0	8.0	7	5	5	0	0	2	N/A	7	0	0
Teasley, Jeff	1-0	1.000	5.19	20	0	0	0	9	4	26.0	24	15	15	4	1	12	N/A	28	3	0
Thompson, Nick	2-1	.667	3.51	25	0	0	0	16	2	33.1	27	19	13	5	0	19	N/A	34	8	0
• Veal, Donald	1-2	.333	2.48	7	6	0	0	0	0	29.0	18	11	8	2	0	15	N/A	34	4	3
• Yezep, Jesus	4-2	.667	3.92	14	13	0	0	0	0	62.0	57	31	27	3	3	28	N/A	46	8	2

*Left-handed Batter/Pitcher ... #Switch-hitter ... *Led League

DIGGING OUT OF A HOLE

No Cubs team has ever overcome being more than 10 games below the .500 mark to finish a campaign at .500 or above. The biggest turnaround was 10 games, accomplished in 1968.

The 1968 club was 10 games under .500 twice, most recently on July 5 (35-45). That team finished the year at 84-78.

MESA CUBS (ROOKIE)

LEAGUE: Arizona League

CLUB INFORMATION: Fitch Park, 160 E. 6th Place, Mesa, AZ 85201 ... (480) 668-0500

ADMINISTRATOR: Dick Cummings (23rd year in Cubs organization)

TRAINING COORDINATOR: Justin Sharpe (fourth year in Cubs organization)

FIRST YEAR AS CUBS AFFILIATE: 1997

Carmelo Martinez — Manager

FULL NAME: Carmelo Martinez (Salgado)

BORN: 7/28/60 in Dorado, Puerto Rico

RESIDENCE: Dorado, Puerto Rico

FAMILY: Married — Maria ... Children — Nalisha, Neysha, Sasha, Natalie and Melissa

Carmelo is in his ninth season at Mesa — and returns for his second stint as the club's manager.

- Ⓢ previously managed the team from 1999-2003.
- Ⓢ his 2002 Mesa team won the Arizona League title after finishing the regular season with a 35-21 record ... after the campaign, he earned league Manager of the Year honors.
- Ⓢ the former outfielder/first baseman played in the majors from 1983-1991, seeing action with the Cubs (1983), San Diego (1984-1989), Philadelphia (1990), Pittsburgh (1990-1991), Kansas City (1991) and Cincinnati (1991) ... in 1,003 big league games, he batted .245 with 108 homers and 424 RBI.
- Ⓢ played in the 1984 World Series with San Diego ... also appeared in the 1990 National League Championship Series while playing for Pittsburgh.
- Ⓢ began his professional career in 1979 after being signed by the Cubs' organization ... reached the majors late in 1983 and homered in his first big league at-bat (off Cincinnati's Frank Pastore).

MANAGERIAL RECORD

YEAR	TEAM	LEAGUE	W-L	PCT	STANDING
1999	— Mesa-R	Arizona	18-37	.327	8th
2000	— Mesa-R	Arizona	32-24	.571	2nd
2001	— Mesa-R	Arizona	26-30	.464	5th, 6th
2002	— Mesa-R	Arizona	35-21	.625	*1st, 1st
2003	— Mesa-R	Arizona	27-39	.339	8th
MINOR LEAGUE TOTALS			297-270	.515	

**Won League Championship Series*

Rick Tronerud — Pitching Coach

FULL NAME: Rick John Tronerud

BORN: 9/18/53 in Minneapolis, MN

RESIDENCE: El Cajon, CA

FAMILY: Married — Kathleen ... Children — Adam and Beth

Rick is in his 11th year in the Cubs' minor league system and his sixth as Mesa's pitching coach.

- Ⓢ joined the organization in 1996 as the pitching coach at Ft. Myers (Rookie) ... was the pitching coach at Mesa in 1997-1998, at Daytona (A) in 1999 and at Iowa (AAA) in 2000.
- ◆ also was a coach in the Arizona Fall League following the 1999 campaign.
- Ⓢ pitched in Oakland's farm system from 1972-1981 and remained in the A's organization as a minor league pitching coach ... coached at Modesto (A) in 1982-1983 and 1985, at Albany (AA) in 1984 and at Huntsville (AA) in 1986-1989.

Kevin Green — Hitting Coach

FULL NAME: Kevin Green

BORN: 8/9/75 in Utica, NY

RESIDENCE: Mesa, AZ

FAMILY: Single

Kevin joins the Cubs organization as hitting coach in 2006.

- Ⓢ the former outfielder saw action in 79 minor league contests in Florida's organization from 1997-1999.
- Ⓢ graduated from Ohio Dominican University with a bachelor's degree in communication arts.
- Ⓢ earned his masters of science in education from Dowling College in Oakdale, New York.

Antonio Grissom — Coach

FULL NAME: Antonio Grissom

BORN: 1/11/70 in College Park, GA

RESIDENCE: College Park, GA

FAMILY: Married — Detria ... Children — Shacorya

Antonio is in his third season as a coach for Mesa.

- Ⓢ also scouts for the Cubs organization ... is responsible for Georgia and South Carolina.
- Ⓢ graduated from South Georgia College in 1990.

Mesa — 2005 Recap and Statistics

Overall Record: 19-37
Manager: Steve McFarland

The Mesa Cubs went 10-18 in the first half and 9-19 in the second to end the season with a 19-37 record.

☉ southpaw Mark Pawelek did not allow a run and struck out 19 batters in his first five starts (spanning 12.0 innings) ... went 0-3 with a 2.72 ERA in 14 games (13 starts) for the Cubs.

☉ Angel Guzman, who was named to the Cubs' top ten prospects list following the season by *Baseball America*, made four starts for Mesa and went 0-0 with a 1.50 ERA — issued only 1 walk while striking out 17 in 12.0 innings.

☉ Mark Pawelek struck out 56 batters in 43.0 innings on the mound.

BATTERS	AVG	G	AB	R	H	TB	2B	3B	HR	RBI	SH	SF	HP	BB	IBB	SO	SB	CS	GDP	SLG	OBP	E
Baez, Sammy	.213	41	150	13	32	38	4	1	0	10	0	1	1	5	0	26	3	2	2	.253	.242	13
Brown, Randy	.275	52	189	27	52	70	8	5	0	26	1	1	7	11	0	34	8	7	4	.370	.337	6
Canzler, Russell	.299	49	157	22	47	67	11	3	1	20	2	4	1	24	1	41	1	5	4	.427	.387	6
# Carter, Yusuf	.263	11	38	6	10	15	2	0	1	8	0	1	0	1	0	14	1	0	0	.395	.275	0
Crouch, Nikolaus	.286	46	168	20	48	67	13	0	2	25	1	3	8	19	0	51	0	0	3	.399	.379	13
• Defendis, John	.316	18	76	13	24	30	4	1	0	13	0	1	0	4	0	5	2	1	0	.395	.346	0
• Episcopo, Ryan	.298	46	168	30	50	65	7	1	2	26	1	3	0	25	0	48	7	3	2	.387	.383	1
Farina, Peter	.333	9	18	1	6	6	0	0	0	3	0	0	0	2	0	2	0	0	2	.333	.400	2
Garcia, Nomar	.200	2	5	0	1	1	0	0	0	0	0	0	0	0	1	0	0	0	0	.200	.200	0
Harris, Steve	.330	22	94	12	31	37	4	1	0	14	3	0	0	3	0	16	1	1	1	.394	.351	1
# Heredia, Valerio	.230	18	61	7	14	18	2	1	0	5	3	0	1	3	0	18	7	3	0	.295	.277	5
• Johnston, Dylan	.182	13	44	4	8	10	2	0	0	5	0	0	0	6	0	24	0	3	0	.227	.280	5
Lewis, Deryck	.322	45	174	37	56	80	14	5	0	27	1	4	2	17	0	23	3	3	6	.460	.381	0
• Liriano, Victor	.417	3	12	2	5	8	1	1	0	1	0	0	0	1	0	4	0	0	1	.667	.462	0
Mercedes, Mario	.298	34	84	12	25	31	3	0	1	11	1	1	1	5	0	5	1	2	5	.369	.341	5
Morgan, Justin	.221	30	68	6	15	19	4	0	0	7	0	0	1	4	0	20	0	0	2	.279	.274	3
Muyco, Jake	.500	1	2	0	1	2	1	0	0	0	0	0	0	0	0	0	0	0	0	1.000	.500	0
• Reynolds, Kyle	.000	1	5	0	0	0	0	0	0	0	0	0	0	0	1	0	0	0	0	.000	.000	0
Rivera, Anthony	.333	3	12	2	4	4	0	0	0	1	0	0	0	0	0	2	0	0	0	.333	.333	1
Rivera, Luis	.282	27	103	15	29	34	5	0	0	9	2	0	3	6	0	15	9	2	2	.330	.339	6
Seara, Dave	.226	34	106	10	24	38	9	1	1	7	3	1	0	9	0	16	6	1	0	.358	.284	6
# Serrano, Eduard	.250	47	180	29	45	60	4	4	1	13	5	3	0	16	1	43	19	5	2	.333	.307	14
Westphal, J.D.	.368	5	19	4	7	9	0	1	0	3	0	0	0	1	0	6	1	1	0	.474	.400	0
# Wick, Olin	.225	26	40	7	9	12	3	0	0	4	1	0	0	6	0	14	0	0	1	.300	.326	2

PITCHERS	W-L	PCT	ERA	G	GS	CG	SHO	GF	SV	IP	H	R	ER	HR	HB	BB	IBB	SO	WP	BK
Avery, Matthew	0-0	.000	10.80	1	1	0	0	0	0	1.2	2	2	2	0	2	2	N/A	1	0	0
Bronder, Stephen	1-1	.500	3.80	6	0	0	0	1	0	21.1	26	9	9	0	0	9	N/A	9	1	0
• Campusano, Edward	0-0	.000	0.00	1	1	0	0	0	0	2.0	1	0	0	0	0	0	N/A	2	0	0
Castillo, Julio	1-1	.500	5.57	7	2	0	0	0	0	21.0	29	16	13	0	1	12	N/A	8	4	0
• Chambers, Ryan	0-1	.000	2.08	5	0	0	0	3	0	8.2	4	2	2	0	0	1	N/A	9	0	0
Crews, Jordan	1-2	.333	3.21	11	0	0	0	10	3	14.0	9	9	5	1	0	3	N/A	15	1	0
Fernandez, Armando	1-2	.333	8.03	17	2	0	0	6	1	24.2	36	23	22	1	1	11	N/A	23	4	0
Foor, Erik	0-4	.000	4.95	16	0	0	0	9	1	20.0	17	15	11	1	0	18	N/A	20	2	0
Francisco, Alfredo	2-3	.400	3.89	12	5	0	0	0	0	41.2	40	23	18	1	3	16	N/A	37	0	1
• Greenhouse, Michael	0-3	.000	3.31	19	0	0	0	6	1	32.2	32	16	12	3	3	11	N/A	32	3	0
• Guerrero, Carlos	0-0	.000	21.60	4	1	0	0	0	0	3.1	10	8	8	1	2	6	N/A	3	0	0
Guzman, Angel	0-0	.000	1.50	4	4	0	0	0	0	12.0	10	3	2	0	1	1	N/A	17	0	0
Jackson, Brett	1-0	1.000	5.91	4	1	0	0	1	0	10.2	11	7	7	0	0	6	N/A	9	3	2
Joseph, Alfred	0-0	.000	0.00	1	0	0	0	0	0	0.1	0	2	0	0	0	2	N/A	0	0	0
• Krawiec, Aaron	0-0	.000	8.10	2	0	0	0	0	0	3.1	5	3	3	0	0	1	N/A	1	0	0
Lefort, Michael	0-1	.000	15.19	6	0	0	0	1	0	5.1	7	10	9	0	3	6	N/A	1	2	0
• Lopez, Aleury	2-1	.667	2.95	10	0	0	0	4	0	21.1	23	10	7	0	1	9	N/A	29	0	0
• Moore, Tyrell	0-0	.000	27.00	3	0	0	0	0	0	3.0	13	9	9	1	0	2	N/A	4	2	0
Paganetti, William	2-0	1.000	1.08	5	0	0	0	0	0	8.1	4	2	1	0	2	3	N/A	7	2	0
• Pawelek, Mark	0-3	.000	2.72	14	13	0	0	0	0	43.0	25	18	13	0	9	21	N/A	56	13	0
Phelps, Michael	0-0	.000	0.00	1	0	0	0	0	0	0.2	0	0	0	0	0	0	N/A	2	0	0
Pina, Jose	3-5	.375	4.78	14	11	0	0	1	0	52.2	59	34	28	4	7	14	N/A	37	7	0
Rayborn, Justin	2-1	.666	2.08	13	0	0	0	5	1	26.0	17	8	6	0	0	4	N/A	37	0	0
Santana, Felin	1-1	.500	4.50	6	3	0	0	0	0	24.0	36	15	12	1	0	4	N/A	13	1	1
• Taylor, David	0-0	.000	0.00	2	2	0	0	0	0	4.0	2	0	0	0	0	2	N/A	5	1	0
Taylor, Scott	0-3	.000	6.89	6	6	0	0	0	0	15.2	21	14	12	0	0	7	N/A	13	2	0
• Terry, Jason	0-1	.000	6.41	14	0	0	0	5	0	19.2	24	16	14	3	1	12	N/A	17	3	0
Thomley, Morrow	0-0	.000	12.15	7	0	0	0	2	0	6.2	13	17	9	0	0	11	N/A	4	1	0
Underwood, Chad	2-1	.667	2.10	15	0	0	0	2	0	34.1	29	13	8	0	1	6	N/A	30	2	0
• Veal, Donald	0-1	.000	5.06	4	3	0	0	0	0	10.2	8	6	6	2	1	5	N/A	14	2	0
Williamson, Scott	0-2	.000	2.45	4	1	0	0	0	0	7.1	7	8	2	0	2	2	N/A	9	0	0

*Left-handed Batter/Pitcher ... #Switch-hitter ... *Led League

DOMINICAN CUBS (ROOKIE)

LEAGUE: Dominican Summer League
ATHLETIC TRAINER: Robert Jimenez (fourth year in Cubs organization)

Franklin Font — Manager

FULL NAME: Franklin Jose Font (Muria)
BORN: 11/4/77 in Maracaibo, Venezuela
RESIDENCE: Caracas, Venezuela
FAMILY: Married — Maria ... Children — Veronica

MANAGERIAL RECORD				
YEAR	TEAM	LEAGUE	W-L	PCT STANDINGS
2005	— CUBS	Dominican	27-40	.403 5th

Franklin is in his sixth year in the Cubs organization and his second year as manager of the Dominican team.

- Ⓢ spent the 2003-2004 seasons on Mesa's coaching staff.
- Ⓢ managed the 2002 Cubs' Venezuelan (Rookie) Summer League club to a 28-29 record ... assisted the Cubs' Daytona (A) affiliate in 2001.
- Ⓢ the former infielder played in the Cubs' farm system from 1995-2000 — reaching the Double-A level ... in 527 minor league games, he batted .290 with 110 stolen bases.
- Ⓢ earned Gulf Coast League (Rookie) all-star honors in 1996 after batting .301 with a league-high 72 hits and 31 stolen bases.

Leo Hernandez — Pitching Coach

FULL NAME: Leonar de Jesus Hernandez
BORN: 1/27/69 in San Ignacio de Sabaneta, D.R.
RESIDENCE: Santo Domingo, D.R.
FAMILY: Married — Yohanna ... Children — Leury and Yohanly

Leo is in his 11th year as the pitching coach for the Cubs' Dominican Summer League team ... he joined the organization in June 1996.

- Ⓢ pitched professionally in both the California Angels (1988-1990) and Milwaukee Brewers (1991) farm systems.

Lucrecio Vals — Coach

FULL NAME: Lucrecio Timoteo Vals
BORN: 3/15/76 in San Pedro de Macoris, D.R.
RESIDENCE: San Pedro de Macoris, D.R.
FAMILY: Single ... Children — Juan, Wester, Iraptaly

Lucrecio is in his fifth year as a coach with the Cubs' Dominican Summer League club.

- Ⓢ was an infielder in Baltimore's minor league system from 1994-1996.

Carlos Cabreja — Coach

FULL NAME: Carlos Cabreja
BORN: 7/28/78 in San Pedro de Macoris, D.R.
RESIDENCE: Moca, D.R.
FAMILY: Single

Carlos is in his first year as a coach with the Cubs' Dominican Summer League club.

Julio Figueroa — Pitching Coach

FULL NAME: Julio Laurencio Figueroa
BORN: 4/13/66 in Puerto Cabello, Venezuela
RESIDENCE: Puerto Cabello, Venezuela
FAMILY: Married — Egli ... Children — Carlos, Julianet, Julie, Elvis and Jorge

Julio is in his third year as pitching coach in 2005 ... served as the pitching coach for the Cubs' Venezuelan Summer League team from 1997-2002, then spent the summer of 2003 as a scout for the organization.

- Ⓢ the former pitcher was a member of Venezuela's Olympic team from 1986-1992.

Ramon Caraballo — Hitting Coach

FULL NAME: Ramon Caraballo (Sanchez)
BORN: 5/23/69 in Rio San Juan, D.R.
RESIDENCE: Santo Domingo, D.R.
FAMILY: Married — Ana Mercedes ... Children — Rachel, Ramon Jr. and Anabel

Ramon is in his second season as the hitting coach for the Dominican club.

- Ⓢ managed the club from 2002-2004.
- Ⓢ was a coach for the team in 2001.
- Ⓢ the former infielder played professionally from 1988-1997 — and appeared in 40 major league games with Atlanta (1993) and St. Louis (1995) ... spent his last year as a player with the Cubs' Iowa (AAA) club.
- Ⓢ was a Carolina League all-star in 1991, leading the league with 53 stolen bases for Atlanta's Durham (A) affiliate.

Dominican Cubs — 2005 Statistics

BATTERS	AVG	G	AB	R	H	TB	2B	3B	HR	RBI	SH	SF	HP	BB	IBB	SO	SB	CS	GDP	SLG	OBP	E
Castillo, Wellington	.289	60	204	29	59	76	14	0	1	28	1	5	10	19	0	28	1	2	8	.342	.370	7
Cordero, Rafael	.269	57	175	24	47	65	8	2	2	19	1	1	7	18	0	43	10	6	2	.348	.358	2
Fourniel, Jeremy	.118	6	17	3	2	2	0	0	0	0	0	0	1	2	0	6	0	0	1	.302	.250	5
Gomez, Reynaldo	.243	28	74	7	18	21	3	0	0	6	1	1	0	7	0	23	1	1	2	.270	.305	1
Helena, Arody	.000	7	10	0	0	0	0	0	0	0	0	0	0	3	0	4	1	0	0	.319	.231	1
Heredia, Valerio	.256	38	133	15	34	36	2	0	0	8	0	0	1	20	1	18	5	1	2	.254	.357	17
Hernandez, Joel	.232	50	125	25	29	37	4	2	0	4	1	0	0	24	0	39	5	6	4	.397	.356	13
Jose, Rafael	.259	40	135	21	35	44	4	1	1	8	1	1	3	10	0	31	3	5	6	.066	.322	20
Lami, Junnilo	.191	54	136	21	26	37	5	3	0	17	2	0	3	15	0	56	4	3	2	.259	.286	20
Miniel, Junior	.241	49	137	7	33	41	8	0	0	15	1	0	5	7	0	35	1	2	5	.268	.302	20
Perez, Carlos T.	.177	65	215	21	38	49	5	3	0	21	3	1	1	21	1	40	6	1	17	.325	.252	10
Reyes, Jesus	.246	58	199	32	49	66	6	1	3	26	2	2	6	14	0	39	8	2	3	.103	.312	2
Rivera, Anthony	.274	49	157	22	43	49	3	0	1	29	1	3	4	19	1	23	8	6	6	.211	.361	1
Rosario, Lisandro	.224	54	174	37	39	50	3	4	0	9	1	4	8	37	0	39	35	7	4	.252	.377	15
Sosa, Alvaro	.188	63	192	24	36	54	9	0	3	22	3	0	2	34	0	46	4	7	6	.175	.316	20
Valdez, Edwin	.184	21	38	4	7	12	2	0	1	8	0	1	1	5	0	13	0	0	0	.397	.289	3

PITCHERS	W-L	PCT	ERA	G	GS	CG	SHO	GF	SV	IP	H	R	ER	HR	HB	BB	IBB	SO	WP	BK
Astorga, Alejandro	0-0	.000	3.81	11	3	0	0	1	0	26.0	23	13	11	2	4	5	0	34	5	0
Caridad, Jose	5-2	.714	5.26	22	5	0	0	12	1	51.1	51	36	30	8	9	25	1	55	5	1
Carrillo, Marcos	2-5	.286	2.81	12	10	0	0	2	1	57.2	51	27	18	3	3	12	0	46	3	1
Castillo, Julio	2-1	.667	2.12	10	4	0	0	1	0	29.2	22	14	7	0	4	12	0	20	3	0
Ferreras, Degoline	1-3	.250	3.19	17	1	0	0	7	4	31.0	28	24	11	1	1	9	0	14	1	1
Figaro, Ivan	1-3	.250	7.02	9	7	0	0	0	0	33.1	36	29	26	1	4	19	0	34	8	0
Garcia, Alex	0-0	.000	2.30	10	1	0	0	3	0	15.2	12	8	4	1	1	8	0	10	5	0
Guerrero, Carlos	1-3	.250	4.18	7	5	0	0	0	0	28.0	27	17	13	2	2	6	0	18	1	0
Hiraldo, Mario	0-1	.000	4.00	9	0	0	0	2	0	9.0	5	7	4	2	7	2	0	7	5	0
Infante, Edilmar	1-2	.333	2.74	12	2	1	1	3	0	23.0	22	11	7	1	4	2	0	10	2	0
Maria, Dary Rafael	6-3	.667	3.07	13	12	0	0	0	0	58.2	60	28	20	1	3	20	1	58	14	1
Martinez, Jose	0-1	.000	8.18	9	0	0	0	1	0	11.0	13	31	10	0	0	8	0	12	5	1
Mejia, Jose	4-4	.500	5.46	24	0	0	0	12	4	31.1	33	25	19	2	3	9	0	21	3	0
Monsalve, Kelvin	0-2	.000	5.51	8	0	0	0	1	0	16.1	16	10	10	1	2	9	2	11	1	0
Montero, Faider	0-1	.000	0.00	8	0	0	0	2	0	6.0	4	2	0	0	0	3	0	4	0	0
Perez, Carlos A.	1-0	1.000	3.60	6	0	0	0	3	0	5.0	6	7	2	2	10	9	0	7	4	0
Perez, Jonsoly L.	0-0	.000	3.45	13	0	0	0	3	0	15.2	18	15	6	0	1	14	0	9	2	0
Perez, Reynaldo	0-2	.000	6.31	12	6	0	0	4	0	25.2	23	19	18	0	4	15	0	20	6	1
Santana, Audy	0-3	.000	3.09	14	3	0	0	4	1	32.0	33	25	11	0	3	12	0	23	2	0
Sotolongo, Roberto	3-2	.600	1.88	11	8	0	0	3	2	43.0	32	15	9	0	10	10	0	37	6	2
Triunfer, Elio	0-2	.000	7.59	13	1	0	0	2	0	21.1	26	22	18	2	2	20	0	15	6	0
Valdez, Edwin	0-0	.000	23.30	21	6	0	0	0	0	2.2	7	10	7	0	5	5	0	4	1	0

*Left-handed Batter/Pitcher ... #Switch-hitter ... *Led League

WELCOME TO THE BROOMTOWN

The last time the Cubs swept four consecutive series of any length took place in 1970, when the club won 11 straight contests from April 14-April 27:

April 14-15-16 – 3-game sweep vs. Philadelphia
 April 17-18 – 2-game sweep vs. Montreal
 April 21-22 – 2-game sweep vs. St. Louis

April 24-25-26 – 3-game sweep vs. Houston
 April 27 – Won first game of a series in Pittsburgh

In 1935, the Cubs had a club-record 21-game winning streak from September 4-September 27. That streak also marked the last time the Cubs swept four straight series of at least 3 games. The breakdown:

Sept. 4-5-6-7 – 4-game sweep vs. Philadelphia
 Sept. 9 (DH)-10-11 – 4-game sweep vs. Boston Braves
 Sept. 12-13-14-15 – 4-game sweep vs. Brooklyn

Sept. 16-17-18-19 – 4-game sweep vs. New York Giants
 Sept. 21-22 – 2-game sweep vs. Pittsburgh
 Sept. 25-26-27 – Won first 3 games at St. Louis

MINOR LEAGUE REGISTER

Brian Adams — Pitcher

FULL NAME: Brian Garvin Adams ... BATS: Left ... THROWS: Left ... HEIGHT: 6-4 ... WEIGHT: 200
 OPENING DAY AGE: 28, turns 29 on October 2

BORN: 10/2/77 in Sumter, SC ... RESIDENCE: Bishopville, SC

SCHOOL: Graduated from Robert E. Lee Academy in 1996 ... Graduated from Liberty University with a degree in horticulture in 2003

ORIGINAL CLUB: Selected by Boston in 8th round of 2000 draft (scout: Jeff Zona)

HOW ACQUIRED BY CUBS: Signed by Cubs as minor league free agent, 11/2/05

YEAR	TEAM	W-L	ERA	G	GS	CG	SHO	SV	IP	H	R	ER	HR	HB	BB	SO	WP	BK
2000	— Lowell-A	3-4	4.44	12	10	0	0	0	52.2	61	30	26	2	0	13	38	1	0
2001	— Augusta-A	9-8	3.52	34	2	0	0	1	79.1	81	45	31	2	4	36	60	6	0
2002	— Sarasota-A	0-2	1.58	21	0	0	0	1	45.2	27	8	8	1	4	25	28	0	0
	— Trenton-AA	1-0	2.90	16	1	0	0	1	31.0	29	15	10	1	2	18	17	3	0
2003	— Portland-AA	0-1	4.76	7	0	0	0	0	11.1	8	6	6	0	3	15	7	0	0
	— Huntsville-AA	3-1	2.95	32	0	0	0	3	61.0	57	30	20	1	3	36	32	4	0
2004	— Huntsville-AA	3-2	4.25	52	0	0	0	3	84.2	92	47	40	9	6	26	68	4	1
2005	— Fargo-Moorhead-IND	2-1	1.51	39	0	0	0	0	47.2	31	10	8	0	1	19	50	6	0
MINOR LEAGUE TOTALS		21-19	3.24	213	13	0	0	9	413.1	386	191	149	16	23	188	300	24	1

Al Albuquerque — Pitcher

FULL NAME: Alberto J. Albuquerque ... BATS: Right ... THROWS: Right ... HEIGHT: 6-0 ... WEIGHT: 150

OPENING DAY AGE: 19, turns 20 on June 10

BORN: 6/10/86 in San Pedro de Macoris, Dominican Republic ... RESIDENCE: San Pedro de Macoris, Dominican Republic

HOW ACQUIRED: Signed as non-drafted free agent by Cubs, 7/4/03 (scout: Jose Serra)

YEAR	TEAM	W-L	ERA	G	GS	CG	SHO	SV	IP	H	R	ER	HR	HB	BB	SO	WP	BK
2004	— Dominican-R	4-1	1.57	13	6	0	0	1	46.0	33	15	8	0	6	9	43	4	1
2005	— Mesa-R	INJURED-DID NOT PITCH																
MINOR LEAGUE TOTALS		4-1	1.57	13	6	0	0	1	46.0	33	15	8	0	6	9	43	4	1

Olivo Astacio — Pitcher

FULL NAME: Olivo Astacio Reynoso ... BATS: Right ... THROWS: Right ... HEIGHT: 6-5 ... WEIGHT: 200

OPENING DAY AGE: 21, turns 22 on July 28

BORN: 7/28/84 in San Pedro de Macoris, Dominican Republic ... RESIDENCE: San Pedro de Macoris, Dominican Republic

ORIGINAL CLUB: Signed as non-drafted free agent by Boston, 5/9/02 (scout: Jesus Alou)

HOW ACQUIRED BY CUBS: Traded from Boston in exchange for Mike Remlinger and cash considerations, 8/9/05

YEAR	TEAM	W-L	ERA	G	GS	CG	SHO	SV	IP	H	R	ER	HR	HB	BB	SO	WP	BK
2002	— Dominican-R	0-0	6.95	7	7	0	0	0	22.0	26	18	17	1	2	21	14	7	0
	— Red Sox-R	0-2	6.35	6	3	0	0	0	17.0	26	17	12	1	0	15	7	2	1
2003	— Dominican-R	3-5	3.19	9	9	0	0	0	42.1	31	25	15	1	4	21	42	5	2
2004	— Red Sox-R	3-4	3.13	12	8	1	0	0	46.0	46	27	16	1	3	18	32	5	1
	— Dominican-R	1-0	5.25	4	4	0	0	0	12.0	8	7	7	0	2	8	15	3	0
2005	— Mesa-R	INJURED-DID NOT PITCH																
MINOR LEAGUE TOTALS		7-11	4.33	38	31	1	0	0	139.1	137	94	67	4	11	83	110	22	4

Luis Astorga — Pitcher

FULL NAME: Alejandro Astorga ... BATS: Left ... THROWS: Left ... HEIGHT: 6-0 ... WEIGHT: 175

OPENING DAY AGE: 19

BORN: 3/14/87 in Los Mochis, Mexico ... RESIDENCE: Los Mochis, Mexico

HOW ACQUIRED: Signed by Cubs as non-drafted free agent, 4/4/05

YEAR	TEAM	W-L	ERA	G	GS	CG	SHO	SV	IP	H	R	ER	HR	HB	BB	SO	WP	BK
2005	— Dominican-R	0-0	3.81	11	3	0	0	0	26.0	23	13	11	2	4	5	34	5	0

THE LEADOFF MAN

The only player in Cubs history to lead off consecutive games with homers was Sam Mertes, who went deep June 8-June 9, 1900, against the Boston Braves.

Jimmy Ryan, who played for the club from 1885-1889 and from 1891-1900, holds the team record for leadoff homers with 22.

Mitch Atkins — Pitcher

FULL NAME: Mitchell S. Atkins ... BATS: Right ... THROWS: Right ... HEIGHT: 6-3 ... WEIGHT: 230
 OPENING DAY AGE: 20, turns 21 on October 1
 BORN: 10/1/85 in Greensboro, NC ... RESIDENCE: Browns Summit, NC
 HOW ACQUIRED: Selected by Cubs in 7th round of 2004 draft

YEAR	TEAM	W-L	ERA	G	GS	CG	SHO	SV	IP	H	R	ER	HR	HB	BB	SO	WP	BK
2004	Mesa-R	2-2	7.89	10	8	0	0	0	29.2	42	33	26	0	4	14	20	8	1
2005	Boise-A	3-6	5.03	15	15	0	0	0	73.1	85	45	41	8	9	30	59	6	4
MINOR LEAGUE TOTALS		5-8	5.85	25	23	0	0	0	103.0	127	78	67	8	13	44	79	14	5

Thomas Atlee — Pitcher

FULL NAME: Thomas Robert Atlee ... BATS: Right ... THROWS: Right ... HEIGHT: 5-10 ... WEIGHT: 195
 OPENING DAY AGE: 26, turns 27 on August 6
 BORN: 8/6/79 in Houston, TX ... RESIDENCE: Houston, TX
 SCHOOL: Graduated from Stratford High School in Houston, TX, in 1998 ... attended Texas A&M University and Lamar University
 HOW ACQUIRED: Selected by Cubs in 19th round of 2002 draft (scout: Steve Riha)

YEAR	TEAM	W-L	ERA	G	GS	CG	SHO	SV	IP	H	R	ER	HR	HB	BB	SO	WP	BK
2002	Boise-A	1-2	1.65	19	0	0	0	5	27.1	26	8	5	0	2	4	21	4	0
	Lansing-A	0-0	4.91	3	0	0	0	0	3.2	5	3	2	0	0	2	1	0	0
2003	Lansing-A	INJURED — DID NOT PITCH																
2004	Daytona-A	3-3	3.58	46	0	0	0	15	50.1	52	26	20	2	0	20	37	2	0
2005	Daytona-A	1-3	2.61	20	0	0	0	8	20.2	18	11	6	1	0	8	15	2	0
	West Tenn-AA	3-1	3.63	29	0	0	0	3	34.2	39	21	14	3	0	10	20	2	0
MINOR LEAGUE TOTALS		8-9	3.10	117	0	0	0	31	136.2	140	69	47	6	2	44	94	10	0

Matt Avery — Pitcher

FULL NAME: Matthew Charles Avery ... BATS: Right ... THROWS: Right ... HEIGHT: 6-6 ... WEIGHT: 230
 OPENING DAY AGE: 22, turns 23 on September 7
 BORN: 9/7/83 in Fairfax, VA ... RESIDENCE: McLean, VA
 SCHOOL: Graduated from Landon Prep in Bethesda, MD in 2002 ... attended University of Virginia
 HOW ACQUIRED: Selected by Cubs in 9th round of 2005 draft (scout: Billy Swope)

YEAR	TEAM	W-L	ERA	G	GS	CG	SHO	SV	IP	H	R	ER	HR	HB	BB	SO	WP	BK
2005	Mesa-R	0-0	10.80	1	1	0	0	0	1.2	2	2	2	0	2	2	1	0	0
	Boise-A	1-3	4.62	11	11	0	0	0	48.2	53	27	25	7	3	15	25	3	0
MINOR LEAGUE TOTALS		1-3	4.83	12	12	0	0	0	50.1	55	29	27	7	5	17	26	3	0

Dwaine Bacon — Outfielder

FULL NAME: Dwaine Paul Bacon ... BATS: Switch ... THROWS: Right ... HEIGHT: 6-0 ... WEIGHT: 185
 OPENING DAY AGE: 26, turns 27 on April 11
 BORN: 4/11/79 in Washington, D.C. ... RESIDENCE: Fort Washington, MD
 SCHOOL: Graduated from Bishop McNamara High School in Forestville, MD, in 1997 ... attended Florida A&M University
 HOW ACQUIRED: Selected by Cubs in 16th round of 2001 draft (scout: Sam Hughes)
 CAREER HIGHLIGHTS: **2004** — Selected as a Southern League midseason all-star ... Selected by *Baseball America* as the fastest baserunner in the Cubs organization ... **2003** — Led the Florida State League with a .392 on-base percentage ... **2000** — Had 74 stolen bases as a sophomore at Florida A&M, the 2nd-best total in Division I baseball
 FAMILY TIES: His twin brother, Waine, was drafted by the Atlanta Falcons in the 6th round of the 2003 NFL draft

YEAR	TEAM	AVG	G	AB	R	H	2B	3B	HR	RBI	SH	SF	HP	BB	SO	SB	CS	E
2001	Boise-A	.193	57	150	22	29	5	0	0	3	2	0	3	17	51	8	5	2
2002	Boise-A	.225	64	218	46	49	8	2	5	20	3	2	4	27	67	31	6	0
2003	Daytona-A	.269	106	350	65	94	12	6	4	22	5	1	9	63	100	71	12	6
	West Tenn-AA	.149	12	47	7	7	2	0	0	2	1	0	0	3	11	3	0	2
2004	West Tenn-AA	.248	129	444	80	110	10	*11	3	32	5	2	9	81	139	*60	20	11
2005	West Tenn-AA	.267	98	292	57	78	10	7	2	15	4	0	5	46	90	37	14	1
	Iowa-AAA	.173	18	52	8	9	1	1	0	3	1	0	1	7	15	7	0	1
MINOR LEAGUE TOTALS		.242	484	1553	285	376	48	27	14	97	21	5	31	244	473	217	57	23

*Led League

Federico Baez — Pitcher

FULL NAME: Federico Baez ... BATS: Right ... THROWS: Right ... HEIGHT: 6-2 ... WEIGHT: 190
OPENING DAY AGE: 24, turns 25 on August 4

BORN: 8/4/81 in Bayamon, Puerto Rico ... RESIDENCE: Dorado, Puerto Rico

SCHOOL: Graduated from Jose S. Alegria High School in Dorado, Puerto Rico, in 2000 ... attended Laredo (TX) Community College

ORIGINAL CLUB: Signed as non-drafted free agent by Baltimore, 7/7/01 (scout: Anibal Zayas)

HOW ACQUIRED BY CUBS: Signed as free agent by Mesa (Rookie), 4/24/02

CAREER HIGHLIGHTS: 2001 — Played in 64 games as an infielder before being converted to a pitcher after the 2001 season

YEAR	TEAM	W-L	ERA	G	GS	CG	SHO	SV	IP	H	R	ER	HR	HB	BB	SO	WP	BK
2002	Mesa-R	0-0	1.95	18	0	0	0	9	27.2	22	7	6	1	0	8	19	2	0
	Boise-A	0-0	0.00	1	0	0	0	0	2.0	0	0	0	0	0	1	0	0	0
2003	Lansing-A	4-3	3.38	51	0	0	0	1	66.2	72	39	25	1	2	20	46	8	1
2004	Daytona-A	8-2	3.55	48	0	0	0	1	71.0	67	37	28	6	3	26	54	9	0
2005	Daytona-A	0-0	3.86	3	0	0	0	0	9.1	8	4	4	1	0	3	14	1	0
	West Tenn-AA	4-3	4.58	41	2	0	0	2	55.0	68	29	28	4	2	30	35	4	0
	Iowa-AAA	0-0	8.31	4	0	0	0	0	4.1	5	4	4	0	2	3	6	0	0
MINOR LEAGUE TOTALS		16-8	3.62	166	2	0	0	13	236.0	242	120	95	13	9	91	174	24	1

Sammy Baez — Infielder

FULL NAME: Sammy Ariel Baez Otono ... BATS: Right ... THROWS: Right ... HEIGHT: 6-3 ... WEIGHT: 180
OPENING DAY AGE: 21, turns 22 on December 10

BORN: 12/10/84 in San Cristobal, Dominican Republic ... RESIDENCE: San Cristobal, Dominican Republic

SCHOOL: Attended Padre Borbon

HOW ACQUIRED: Signed as non-drafted free agent 12/12/04 (scout: Jose Serra)

YEAR	TEAM	AVG	G	AB	R	H	2B	3B	HR	RBI	SH	SF	HP	BB	SO	SB	CS	E
2005	Mesa-R	.213	41	150	13	32	4	1	0	10	0	1	1	5	26	3	2	13

Cliff Bartosh — Pitcher

FULL NAME: Clifford Paul Bartosh ... BATS: Left ... THROWS: Left ... HEIGHT: 6-2 ... WEIGHT: 175
OPENING DAY AGE: 26, turns 27 on September 5

BORN: 9/5/79 in West, TX ... RESIDENCE: Duncanville, TX

SCHOOL: Graduated from Duncanville High School in Duncanville, TX in 1998

ORIGINAL CLUB: Selected by Padres in 29th round of 1998 draft

HOW ACQUIRED BY CUBS: Signed as free agent by Iowa (AAA), 10/6/05

YEAR	TEAM	W-L	ERA	G	GS	CG	SHO	SV	IP	H	R	ER	HR	HB	BB	SO	WP	BK
1998	Padres-R	3-2	3.48	13	5	0	0	0	44.0	43	23	17	2	4	16	43	4	0
1999	Fort Wayne-A	5-12	4.44	35	20	1	1	0	129.2	136	76	64	14	10	49	100	7	2
2000	Fort Wayne-A	8-4	3.04	50	4	0	0	1	77.0	50	40	26	6	5	44	94	8	2
2001	Lake Elsinore-A	6-2	1.58	38	0	0	0	10	45.2	42	17	8	2	2	12	66	7	2
	Mobile-AA	1-2	3.97	20	0	0	0	2	22.2	20	12	10	5	1	13	20	2	0
2002	Mobile-AA	2-4	3.18	62	0	0	0	25	70.2	54	28	25	4	2	32	70	5	0
2003	Portland-AAA	2-5	4.29	*64	0	0	0	10	71.1	67	36	34	4	3	22	51	4	0
2004	Buffalo-AAA	0-3	2.80	28	0	0	0	3	35.1	26	11	11	3	4	8	46	2	0
	Cleveland	1-0	4.66	34	0	0	0	0	19.1	22	10	10	4	0	11	25	0	1
2005	CUBS	0-2	5.49	19	0	0	0	0	19.2	23	13	12	7	2	11	15	0	0
	Iowa-AAA	1-2	5.08	22	0	0	0	1	28.1	40	18	16	3	1	16	26	3	0
MAJOR LEAGUE TOTALS		1-2	5.08	53	0	0	0	0	39.0	45	23	22	11	2	22	40	0	1
MINOR LEAGUE TOTALS		28-36	3.62	332	29	1	52	524.2	478	261	211	43	32	212	516	42	6	

*Led League

Justin Berg — Pitcher

FULL NAME: Justin Christopher Berg ... BATS: Right ... THROWS: Right ... HEIGHT: 6-4 ... WEIGHT: 220
OPENING DAY AGE: 21, turns 22 on June 7

BORN: 6/7/84 in Antigo, WI ... RESIDENCE: Antigo, WI

ORIGINAL CLUB: Selected by Yankees in 43rd round of 2003 draft (scout: Steve Lerake)

HOW ACQUIRED BY CUBS: Traded to Cubs in exchange for Matt Lawton, 8/26/05

YEAR	TEAM	W-L	ERA	G	GS	CG	SHO	SV	IP	H	R	ER	HR	HB	BB	SO	WP	BK
2004	Yankees-R	3-2	5.87	15	1	0	0	1	30.2	40	22	20	3	3	15	29	3	0
2005	Staten Island-A	6-2	3.53	15	9	0	0	0	58.2	48	26	23	3	4	20	52	0	2
	Peoria-A	0-0	9.45	2	1	0	0	0	6.2	9	7	7	0	0	6	3	2	0
MINOR LEAGUE TOTALS		9-4	4.69	32	11	0	0	1	96.0	97	55	50	6	7	41	84	5	2

Oscar Bernard — Catcher

FULL NAME: Oscar Bernard ... BATS: Right ... THROWS: Right ... HEIGHT: 6-2 ... WEIGHT: 170

OPENING DAY AGE: 22, turns 23 on June 27

BORN: 6/27/83 in San Pedro de Macoris, Dominican Republic ... RESIDENCE: San Pedro de Macoris, Dominican Republic

SCHOOL: Attended New Horizons High School in San Pedro de Macoris, Dominican Republic

HOW ACQUIRED: Signed as non-drafted free agent by Cubs, 4/24/01 (scout: Jose Serra)

FAMILY TIES: His brother, Miguel, is a catcher in the Atlanta Braves' minor league system

YEAR	TEAM	AVG	G	AB	R	H	2B	3B	HR	RBI	SH	SF	HB	BB	SO	SB	CS	E
2001	Dominican-R	.269	35	119	21	32	6	0	1	5	0	0	2	9	23	0	0	10
2002	Dominican-R	.252	61	214	21	54	8	1	4	36	1	4	5	16	44	5	4	13
2003	Mesa-R	.226	26	84	15	19	5	1	0	9	1	0	0	6	11	1	2	7
2004	Boise-A	.250	37	128	14	32	4	1	2	12	5	1	0	5	24	3	1	6
2005	Peoria-A	.236	66	225	29	53	11	0	2	23	1	2	7	13	40	2	4	13
MINOR LEAGUE TOTALS		.247	225	770	100	190	34	3	9	85	8	7	14	49	142	11	11	49

Michael Billek — Pitcher

FULL NAME: Michael Joseph Billek ... BATS: Right ... THROWS: Right ... HEIGHT: 6-4 ... WEIGHT: 235

OPENING DAY AGE: 22

BORN: 3/4/84 in Clearwater, FL ... RESIDENCE: Palm Harbor, FL

SCHOOL: Graduated from East Lake High School (FL) in 2002 ... Attended University of Central Florida

HOW ACQUIRED: Selected by Cubs in 3rd round of 2005 draft (scout: Keith Stohr)

YEAR	TEAM	W-L	ERA	G	GS	CG	SHO	SV	IP	H	R	ER	HR	HB	BB	SO	WP	BK
2005	Boise-A	0-1	2.65	5	5	0	0	0	17.0	16	10	5	0	0	6	20	2	0
	Peoria-A	2-0	4.06	8	8	0	0	0	37.2	33	18	17	6	1	10	25	1	0
MINOR LEAGUE TOTALS		2-1	3.62	13	13	0	0	0	54.2	49	28	22	6	1	16	45	3	0

Todd Blackford — Pitcher

FULL NAME: Todd Blackford ... BATS: Left ... THROWS: Right ... HEIGHT: 6-4 ... WEIGHT: 215

OPENING DAY AGE: 20, turns 21 on June 10

BORN: 6/10/85 in Jackson, MS ... RESIDENCE: Tippecanoe, IN

SCHOOL: Graduated from Triton High School (IN) in 2004

HOW ACQUIRED: Selected by Braves in 13th round of 2004 draft (scout: Sherard Clinkscales)

HOW ACQUIRED BY CUBS: Traded to Cubs with P Angelo Burrows in exchange for Todd Hollandsworth, 8/29/05

YEAR	TEAM	W-L	ERA	G	GS	CG	SHO	SV	IP	H	R	ER	HR	HB	BB	SO	WP	BK
2004	Braves-R	1-2	7.86	15	2	0	0	0	26.1	44	28	23	7	4	9	18	2	0
2005	Braves-R	5-3	3.17	12	12	0	0	0	59.2	48	24	21	2	0	22	30	6	0
	Peoria-A	1-0	0.00	1	1	0	0	0	5.0	3	0	0	0	0	2	1	0	0
MINOR LEAGUE TOTALS		7-5	4.35	28	15	0	0	0	91.0	95	52	44	9	4	33	49	8	0

Chadd Blasko — Pitcher

FULL NAME: Chadd Edward Blasko (BLASS-co) ... BATS: Right ... THROWS: Right ... HEIGHT: 6-7 ... WEIGHT: 220

OPENING DAY AGE: 25

BORN: 3/9/81 in South Bend, IN ... RESIDENCE: Mishawaka, IN

SCHOOL: Graduated from Mishawaka (IN) High School in 1999 ... attended Purdue University

HOW ACQUIRED: Selected by Cubs in the supplemental round between the 1st and 2nd rounds of 2002 draft (scout: Scott May)

CAREER HIGHLIGHTS: 2003 — Selected to the Florida State League postseason all-star team after leading the league with a 1.98 ERA ... selected as the 12th-best prospect in the Florida State League by *Baseball America* ... 2002 — Was a first-team all-Big Ten Conference selection after going 5-3 with a 2.98 ERA in 12 starts ... was a two-time academic all-conference selection

YEAR	TEAM	W-L	ERA	G	GS	CG	SHO	SV	IP	H	R	ER	HR	HB	BB	SO	WP	BK
2003	Lansing-A	0-1	1.64	2	2	0	0	0	11.0	10	3	2	0	2	5	6	0	0
	Daytona-A	10-5	*1.98	24	24	1	*1	0	136.1	100	33	30	3	6	43	131	5	0
2004	West Tenn-AA	5-4	5.67	13	13	0	0	0	66.2	77	45	42	12	6	24	65	5	0
2005									INJURED — DID NOT PITCH									
MINOR LEAGUE TOTALS		15-10	3.11	39	39	1	1	0	214.0	187	81	74	15	14	72	202	10	0

*Led League

Jerry Blevins — Pitcher

FULL NAME: Jerry Blevins ... BATS: Left ... THROWS: Left ... HEIGHT: 6-6 ... WEIGHT: 185
 OPENING DAY AGE: 22, turns 23 on September 6
 BORN: 9/6/83 in Dayton, OH ... RESIDENCE: Swanton, OH
 SCHOOL: Graduated from the University of Dayton
 HOW ACQUIRED: Selected by Cubs in 17th round of 2004 draft (scout: Brian Williams)
 CAREER HIGHLIGHTS: 2004 — Selected as a Northwest League Postseason all-star

YEAR	TEAM	W-L	ERA	G	GS	CG	SHO	SV	IP	H	R	ER	HR	HB	BB	SO	WP	BK
2004	Boise-A	6-1	1.62	23	0	0	0	5	33.1	17	7	6	1	3	21	42	2	0
2005	Peoria-A	3-7	5.54	48	2	0	0	14	76.1	75	51	47	6	5	38	96	5	0
MINOR LEAGUE TOTALS		9-8	4.35	71	2	0	0	19	109.2	92	58	53	7	8	59	138	7	0

Stephen Bronder — Pitcher

FULL NAME: Stephen Michael Bronder ... BATS: Right ... THROWS: Right ... HEIGHT: 6-1 ... WEIGHT: 175
 OPENING DAY AGE: 21, turns 22 on June 5
 BORN: 6/5/84 in Oklahoma City, OK ... RESIDENCE: Ballston Lake, NY
 SCHOOL: Graduated from Shenenclehowa High School (NY) in 2002 ... Attended Manhattan College in Riverdale, NY
 HOW ACQUIRED: Signed with Cubs as a non-drafted free agent 6/18/05

YEAR	TEAM	W-L	ERA	G	GS	CG	SHO	SV	IP	H	R	ER	HR	HB	BB	SO	WP	BK
2005	Mesa-R	1-1	3.80	6	0	0	0	0	21.1	26	9	9	0	0	9	9	1	0

Randy Brown — Outfielder

FULL NAME: Rashard Brown ... BATS: Right ... THROWS: Right ... HEIGHT: 6-0 ... WEIGHT: 175
 OPENING DAY AGE: 20, turns 21 on November 12
 BORN: 11/12/85 in Atlanta, GA ... RESIDENCE: Atlanta, GA
 SCHOOL: Attended North Florida Community College
 HOW ACQUIRED: Selected by Cubs in 33rd round of 2004 draft (scout: Antonio Grissom)

YEAR	TEAM	AVG	G	AB	R	H	2B	3B	HR	RBI	SH	SF	HP	BB	SO	SB	CS	E
2005	Mesa-R	.275	52	189	27	52	8	5	0	26	1	1	7	11	34	8	7	6

Mike Brunet — Pitcher

FULL NAME: Michael Andrew Brunet ... BATS: Right ... THROWS: Right ... HEIGHT: 6-2 ... WEIGHT: 160
 OPENING DAY AGE: 29
 BORN: 3/5/77 in Tampa, FL ... RESIDENCE: Land O'Lakes, FL
 SCHOOL: Attended Pasco Hernando Community College (FL)
 ORIGINAL CLUB: Selected by Angels in 5th round of 1997 draft
 HOW ACQUIRED BY CUBS: Signed by Iowa (AAA), 12/16/05

YEAR	TEAM	W-L	ERA	G	GS	CG	SHO	SV	IP	H	R	ER	HR	HB	BB	SO	WP	BK	
1998	Boise-A	0-0	10.80	4	0	0	0	0	3.1	4	4	4	1	1	3	4	1	1	
1999	Butte-R	1-0	1.69	9	0	0	0	3	10.2	8	2	2	1	0	4	12	1	0	
2000	—	INJURED-DID NOT PITCH																	
2001	—	INJURED-DID NOT PITCH																	
2002	Rancho Cucamonga-A	0-1	3.57	39	0	0	0	16	40.1	39	16	16	5	0	11	50	5	0	
2003	Arkansas-AA	6-8	4.69	32	19	2	1	0	126.2	133	78	66	16	8	43	87	5	0	
2004	Arkansas-AA	1-1	1.42	2	2	0	0	0	12.2	8	2	2	1	0	4	8	0	0	
	Salt Lake-AAA	2-8	6.51	13	12	0	0	0	65.0	85	57	47	6	3	29	49	2	1	
2005	Salt Lake-AAA	5-3	7.53	19	0	0	0	0	28.2	37	25	24	4	2	12	25	6	0	
	Trenton-AA	2-1	3.43	15	0	0	0	0	21.0	23	10	8	0	3	6	21	1	0	
MINOR LEAGUE TOTALS		17-22	4.93	133	33	2	1	19	308.1	337	194	169	34	17	112	256	21	2	

Angelo Burrows — Pitcher

FULL NAME: Angelo Leonardo Burrows ... BATS: Left ... THROWS: Right ... HEIGHT: 6-1 ... WEIGHT: 195
 OPENING DAY AGE: 25, turns 26 on July 2
 BORN: 7/2/80 in Freeport, Bahamas ... RESIDENCE: Freeport, Bahamas
 ORIGINAL CLUB: Selected by Braves in 9th round of 1999 draft (scout: Rene Francisco)
 HOW ACQUIRED BY CUBS: Traded to Cubs with P Todd Blackford in exchange for Todd Hollandsworth, 8/29/05
 CAREER HIGHLIGHTS: Spent the 2000-2003 seasons as an outfielder ... is a career .250 batter with 9 home runs and 96 RBI.

YEAR	TEAM	W-L	ERA	G	GS	CG	SHO	SV	IP	H	R	ER	HR	HB	BB	SO	WP	BK
2004	Braves-R	1-3	3.75	14	0	0	0	3	24.0	22	11	10	4	0	7	23	2	1
	Rome-A	1-2	4.73	8	0	0	0	0	13.1	7	7	7	1	0	11	7	0	0
2005	Rome-A	3-1	3.48	16	0	0	0	3	20.2	23	8	8	0	0	9	18	3	0
	Myrtle Beach-A	1-2	3.15	14	0	0	0	0	20.0	14	11	7	1	0	10	22	2	1
	Daytona-A	0-0	0.00	3	0	0	0	0	4.0	2	0	0	0	0	1	6	0	0
MINOR LEAGUE TOTALS		6-8	6.80	55	0	0	0	6	82.0	68	37	32	6	0	38	76	7	2

Edward Campusano — Pitcher

FULL NAME: Edward Enrique Campusano ... BATS: Left ... THROWS: Left ... HEIGHT: 6-4 ... WEIGHT: 175
 OPENING DAY AGE: 23, turns 24 on July 14
 BORN: 7/14/82 in San Pedro de Macoris, Dominican Republic ... RESIDENCE: San Pedro de Macoris, Dominican Republic
 HOW ACQUIRED: Signed as non-drafted free agent by Cubs, 7/3/01 (scout: Jose Serra)

YEAR	TEAM	W-L	ERA	G	GS	CG	SHO	SV	IP	H	R	ER	HR	HB	BB	SO	WP	BK
2002	Dominican-R	1-3	3.63	10	4	0	0	0	34.2	34	26	14	5	4	10	42	7	0
2003	Dominican-R	1-0	1.31	6	5	0	0	0	20.2	17	9	3	1	0	5	21	4	0
	Mesa-R	1-1	4.91	6	3	0	0	0	22.0	30	12	12	0	1	9	14	1	1
2004	Boise-A	0-5	5.29	14	5	0	0	0	34.0	37	29	20	5	1	15	24	2	1
	Lansing-A	2-1	4.76	9	1	0	0	0	17.0	19	9	9	3	0	7	17	0	0
2005	Mesa-R	0-0	0.00	1	1	0	0	0	2.0	1	0	0	0	0	0	2	0	0
	Peoria-A	2-2	2.63	19	0	0	0	1	27.1	25	11	8	0	2	14	23	0	0
MINOR LEAGUE TOTALS		7-12	3.77	65	19	0	0	1	157.2	163	96	66	14	8	60	143	14	2

Russ Canzler — Infielder

FULL NAME: Russell M. Canzler ... BATS: Right ... THROWS: Right ... HEIGHT: 6-2 ... WEIGHT: 210
 OPENING DAY AGE: 19, turns 20 on April 11
 BORN: 4/11/86 in Berwick, PA ... RESIDENCE: Conyngham, PA
 SCHOOL: Graduated from Hazleton Area High School
 HOW ACQUIRED: Selected by Cubs in 30th round of draft

YEAR	TEAM	AVG	G	AB	R	H	2B	3B	HR	RBI	SH	SF	HB	BB	SO	SB	CS	E
2004	Mesa-R	.248	32	105	12	26	2	3	1	13	3	1	1	9	35	0	1	11
2005	Mesa-R	.299	49	157	22	47	11	3	1	20	2	4	1	24	41	1	5	6
MINOR LEAGUE TOTALS		.279	81	262	34	73	13	6	2	33	5	5	2	33	76	1	6	17

Jose Caridad — Pitcher

FULL NAME: Jose Caridad ... BATS: Right ... THROWS: Right ... HEIGHT: 6-3 ... WEIGHT: 155
 OPENING DAY AGE: 21
 BORN: 3/19/85 in San Jose de Ocoa, Dominican Republic ... RESIDENCE: San Jose de Ocoa, Dominican Republic
 HOW ACQUIRED: Signed as non-drafted free agent by Cubs, 7/6/02 (scout: Jose Serra)

YEAR	TEAM	W-L	ERA	G	GS	CG	SHO	SV	IP	H	R	ER	HR	HB	BB	SO	WP	BK
2003	Dominican-R	2-0	3.54	9	1	0	0	0	20.1	16	8	8	2	1	6	13	3	1
2004	Dominican-R	1-1	4.50	11	0	0	0	0	20.0	19	12	10	1	2	8	15	2	0
2005	Dominican-R	5-2	5.26	22	5	0	0	1	51.1	51	36	30	8	9	25	55	5	1
MINOR LEAGUE TOTALS		8-3	4.71	42	6	0	0	1	91.2	86	56	48	11	12	39	83	10	2

Marco Carrillo — Pitcher

FULL NAME: Marco Antonio Carrillo ... BATS: Right ... THROWS: Right
 OPENING DAY AGE: 19
 BORN: 2/1/87 in Culiacan, Mexico ... RESIDENCE: Culiacan, Mexico
 HOW ACQUIRED: Signed as non-drafted free agent by Cubs, 3/18/05

YEAR	TEAM	W-L	ERA	G	GS	CG	SHO	SV	IP	H	R	ER	HR	HB	BB	SO	WP	BK
2005	Dominican-R	2-5	2.81	12	10	0	0	1	57.2	51	27	18	3	3	12	46	3	1

Yusuf Carter — Catcher

FULL NAME: Yusuf Ali Carter ... BATS: Right ... THROWS: Right ... HEIGHT: 6-3 ... WEIGHT: 215
 OPENING DAY AGE: 21
 BORN: 2/6/85 in New York, NY ... RESIDENCE: Brooklyn, NY
 SCHOOL: Graduated from Canarsie High School in Brooklyn, NY ... attended El Paso Community College
 HOW ACQUIRED: Selected by Cubs in 12th round of 2005 draft
 FAMILY TIES: His uncle, Joe Carter, played for the Cubs, Cleveland, San Diego, Baltimore, San Francisco and Toronto

YEAR	TEAM	AVG	G	AB	R	H	2B	3B	HR	RBI	SH	SF	HP	BB	SO	SB	CS	E
2005	Mesa-R	.263	11	38	6	10	2	0	1	8	0	1	0	1	14	1	0	0

David Cash — Pitcher

FULL NAME: David Allen Cash ... BATS: Right ... THROWS: Right ... HEIGHT: 6-2 ... WEIGHT: 185

OPENING DAY AGE: 26, turns 27 on July 25

BORN: 7/25/79 in San Diego, CA ... RESIDENCE: Modesto, CA

SCHOOL: Graduated from Grace M. Davis High School in Modesto, CA, in 1997 ... attended Modesto Junior College and the University of California

ORIGINAL CLUB: Selected by San Francisco in 6th round of 2001 draft (scout: Matt Nerland)

HOW ACQUIRED BY CUBS: Traded from San Francisco 3/29/03 for C Gerard McCall

YEAR	TEAM	W-L	ERA	G	GS	CG	SHO	SV	IP	H	R	ER	HR	HB	BB	SO	WP	BK
2001	— San Jose-A	4-0	2.08	20	0	0	0	1	39.0	23	9	9	4	3	17	46	3	0
2002	— Shreveport-AA	5-8	3.05	34	12	0	0	5	109.1	94	41	37	9	4	39	88	9	0
2003	— West Tenn-AA	2-5	4.98	50	0	0	0	11	59.2	64	37	33	8	2	27	80	3	0
2004	— Iowa-AAA	1-0	1.59	3	3	0	0	0	17.0	12	4	3	0	1	4	14	1	0
2005	—								INJURED — DID NOT PITCH									
MINOR LEAGUE TOTALS		12-13	3.28	107	15	0	0	17	225.0	193	91	82	21	10	87	228	16	0

Julio Castillo — Pitcher

FULL NAME: Julio Castillo ... BATS: Right ... THROWS: Right ... HEIGHT: 6-3 ... WEIGHT: 212

OPENING DAY AGE: 18, turns 19 on October 6

BORN: 10/6/87 in Gera, Dominican Republic ... RESIDENCE: Gera, Dominican Republic

HOW ACQUIRED: Signed as a minor league free agent 9/14/04 (scout: Jose Serra)

YEAR	TEAM	W-L	ERA	G	GS	CG	SHO	SV	IP	H	R	ER	HR	HB	BB	SO	WP	BK
2005	— Mesa-R	1-1	5.57	7	2	0	0	0	21.0	29	16	13	0	1	12	8	4	0

Welington Castillo — Catcher

FULL NAME: Welington Andres Castillo ... BATS: Right ... THROWS: Right

OPENING DAY AGE: 18, turns 19 on April 24

BORN: 4/24/87 in San Isidro, Dominican Republic

HOW ACQUIRED: Signed as non-drafted free agent by Cubs, 12/8/04

YEAR	TEAM	AVG	G	AB	R	H	2B	3B	HR	RBI	SH	SF	HP	BB	SO	SB	CS	E
2005	— Dominican-R	.289	60	204	29	59	14	0	1	28	1	5	10	19	28	1	2	0

Gary Cates — Infielder

FULL NAME: Gary Wendell Cates Jr. ... BATS: Right ... THROWS: Right ... HEIGHT: 5-8 ... WEIGHT: 170

OPENING DAY AGE: 24, turns 25 on July 3

BORN: 7/3/81 in Tampa, FL ... RESIDENCE: Brandon, FL

SCHOOL: Graduated from Brandon High School in 1999

ORIGINAL CLUB: Selected by Baltimore in 39th round of 1999 draft

HOW ACQUIRED BY CUBS: Signed by Cubs as minor league free agent, 11/18/05

YEAR	TEAM	AVG	G	AB	R	H	2B	3B	HR	RBI	SH	SF	HP	BB	SO	SB	CS	E
1999	— Orioles-R	.268	45	127	20	34	7	0	1	20	5	4	5	15	20	11	2	7
2000	— Delmarva-A	.251	107	311	40	78	18	2	1	30	12	2	4	18	48	11	8	16
2001	— Frederick-A	.242	28	91	8	22	4	0	0	4	3	0	0	4	16	0	1	7
	— Delmarva-A	.292	101	342	44	100	14	3	2	33	17	3	10	17	30	16	8	27
2002	— Frederick-A	.198	32	126	12	25	6	0	0	7	4	1	0	7	18	2	2	10
	— Bowie-AA	.333	7	18	1	6	0	0	0	2	0	0	1	3	0	2	1	1
	— Delmarva-A	.284	82	317	50	90	18	1	2	28	17	3	4	16	36	12	6	14
2003	— Frederick-A	.315	92	355	50	112	23	3	3	35	7	1	5	21	40	11	12	11
	— Bowie-A	.283	19	46	10	13	4	1	0	10	2	2	2	5	3	2	0	2
2004	— Bowie-A	.255	111	400	52	102	18	1	4	40	15	3	3	21	51	12	6	0
	— Delmarva-A	.333	7	24	2	8	3	1	0	1	3	0	1	0	2	0	1	0
2005	— Bowie-A	.226	30	93	13	21	5	0	0	9	0	2	0	10	11	5	2	3
	— Delmarva-A	.280	75	300	51	84	16	1	2	30	7	2	4	25	37	12	5	10
MINOR LEAGUE TOTALS		.273	736	2550	353	695	136	13	15	249	92	23	39	162	312	96	54	108

Ryan Chambers — Pitcher

FULL NAME: Ryan Paul Chambers ... BATS: Left ... THROWS: Left ... HEIGHT: 6-0 ... WEIGHT: 175

OPENING DAY AGE: 23, turns 24 on December 31

BORN: 12/31/82 in Upland, CA ... RESIDENCE: Yucaipa, CA

SCHOOL: Graduated from Yucaipa High School in 2001 ... attended Brigham Young University

HOW ACQUIRED: Selected by Cubs in 40th round of 2005 draft (scout: John Barsch)

YEAR	TEAM	W-L	ERA	G	GS	CG	SHO	SV	IP	H	R	ER	HR	HB	BB	SO	WP	BK
2005	— Mesa-R	0-1	2.08	5	0	0	0	0	8.2	4	2	2	0	0	1	9	0	0
	— Boise-A	1-2	4.91	18	0	0	0	1	25.2	25	14	14	3	3	9	31	4	0
MINOR LEAGUE TOTALS		1-3	4.19	23	0	0	0	1	34.1	29	16	16	3	3	10	40	4	0

Rocky Cherry — Pitcher

FULL NAME: Rocky Ty Cherry ... BATS: Right ... THROWS: Right ... HEIGHT: 6-5 ... WEIGHT: 225
OPENING DAY AGE: 26, turns 27 on August 19

BORN: 8/19/79 in Dallas, TX ... RESIDENCE: Coppell, TX

SCHOOL: Graduated from Coppell (TX) High School in 1998 ... received a bachelor's degree in construction science from the University of Oklahoma in 2003

HOW ACQUIRED: Selected by Cubs in 14th round of 2002 draft (scout: Brian Milnar)

CAREER HIGHLIGHTS: Was a four-time academic all-Big 12 Conference selection ... 2001 — Earned honorable mention all-Big 12 honors ...
2000 — Named to the NCAA regional all-tournament team

YEAR	TEAM	W-L	ERA	G	GS	CG	SHO	SV	IP	H	R	ER	HR	HB	BB	SO	WP	BK
2003	Boise-A	5-2	2.17	10	10	0	0	0	54.0	36	21	13	1	2	18	55	2	0
	Lansing-A	2-0	2.76	8	4	0	0	0	29.1	23	10	9	1	4	7	18	3	0
2004	Daytona-A	5-10	5.20	27	22	1	1	0	124.2	138	79	72	16	9	46	104	4	0
2005	West Tenn-AA	0-0	2.89	3	3	0	0	0	9.1	8	5	3	0	1	4	9	0	0
MINOR LEAGUE TOTALS		12-12	4.02	48	39	1	1	0	217.1	205	115	97	18	16	75	186	9	0

Robinson Chirinos — Infielder

FULL NAME: Robinson David Chirinos (Gonzalez) ... BATS: Right ... THROWS: Right ... HEIGHT: 6-1 ... WEIGHT: 185
OPENING DAY AGE: 21, turns 22 on June 5

BORN: 6/5/84 in Falcon, Venezuela ... RESIDENCE: Falcon, Venezuela

HOW ACQUIRED: Signed as non-drafted free agent by Cubs, 7/2/00 (scout: Hector Ortega)

YEAR	TEAM	AVG	G	AB	R	H	2B	3B	HR	RBI	SH	SF	HP	BB	SO	SB	CS	E
2001	Mesa-R	.234	47	154	15	36	12	0	2	15	*6	3	4	10	42	4	3	21
2002	Boise-A	.247	62	231	35	57	15	2	8	38	1	1	6	16	66	5	2	13
2003	Lansing-A	.232	108	362	51	84	27	1	7	39	4	2	7	28	82	10	2	19
2004	Lansing-A	.241	84	319	56	77	18	6	7	39	3	0	8	25	70	7	2	16
2005	Daytona-A	.273	74	231	30	63	6	0	7	27	1	2	3	16	42	3	4	13
MINOR LEAGUE TOTALS		.238	375	1297	187	317	78	9	31	158	15	8	28	95	302	29	13	82

*Led League

Matthew Ciaramella — Outfielder

FULL NAME: Matthew N Ciaramella ... BATS: Switch ... THROWS: Left ... HEIGHT: 6-1 ... WEIGHT: 190
OPENING DAY AGE: 23, turns 24 on October 25

BORN: 10/25/82 ... RESIDENCE: Salt Lake City, UT

SCHOOL: Attended the University of Utah

ORIGINAL CLUB: Selected by Boston in 13th round of 2004 draft

HOW ACQUIRED BY CUBS: Traded from Boston 12/12/05

YEAR	TEAM	AVG	G	AB	R	H	2B	3B	HR	RBI	SH	SF	HP	BB	SO	SB	CS	E
2004	Lowell-A	.189	45	164	8	31	6	1	1	20	1	2	0	12	35	0	3	1
2005	Greenville-A	.302	60	225	27	68	13	1	4	30	0	1	0	21	39	2	1	4
	Gulf Coast-R	.205	11	44	3	9	1	0	0	5	0	1	0	3	8	0	1	1
MINOR LEAGUE TOTALS		.249	116	433	38	108	20	2	5	55	1	4	0	36	82	2	5	6

Kevin Collins — Infielder

FULL NAME: Kevin Charles Collins ... BATS: Left ... THROWS: Left ... HEIGHT: 6-2 ... WEIGHT: 210
OPENING DAY AGE: 24, turns 25 on May 6

BORN: 5/6/81 in Tampa, FL ... RESIDENCE: Land O'Lakes, FL

SCHOOL: Graduated from Land O'Lakes (FL) High School in 1999 ... attended Pasco-Hernando Community College in Port Richey, FL

HOW ACQUIRED: Selected by Cubs in 24th round of 1999 draft (scout: Mike Soper)

CAREER HIGHLIGHTS: 2004 — Selected as a Midwest League Midseason and Postseason all-star ... 2002 — Named the 12th-best prospect in the Northwest League by *Baseball America* after the season ... selected by *Sportsticker* as the league's "Star of Stars" after leading the circuit with a .342 batting average and a .668 slugging percentage

YEAR	TEAM	AVG	G	AB	R	H	2B	3B	HR	RBI	SH	SF	HP	BB	SO	SB	CS	E
2000	Mesa-R	.244	36	127	18	31	5	1	4	18	1	1	2	14	35	0	2	8
2001	Mesa-R	.280	39	132	25	37	6	6	3	16	0	1	1	22	55	2	2	6
2002	Boise-A	*.342	52	187	39	64	18	2	13	37	1	2	5	14	52	0	2	6
2003	Lansing-A	.225	89	306	40	69	19	1	14	43	0	3	2	39	116	1	3	14
2004	Lansing-A	.290	110	397	72	115	26	2	33	86	0	4	7	45	126	3	1	2
2005	Daytona-A	.265	85	294	42	78	15	1	18	52	0	5	3	36	114	0	3	4
MINOR LEAGUE TOTALS		.273	411	1443	236	394	89	13	85	252	2	16	20	170	498	6	13	40

*Led League

Jon Connolly — Pitcher

FULL NAME: Jonathan J. Connolly ... BATS: Right ... THROWS: Left ... HEIGHT: 6-0 ... WEIGHT: 200

OPENING DAY AGE: 22, turns 23 on August 24

BORN: 8/24/83 in Oneonta, NY ... RESIDENCE: Oneonta, NY

ORIGINAL CLUB: Selected by Tigers in 28th round of 2001 draft

HOW ACQUIRED BY CUBS: Was acquired by Cubs from Tigers with a player to be named later in exchange for LHP Felix Sanchez

YEAR	TEAM	W-L	ERA	G	GS	CG	SHO	SV	IP	H	R	ER	HR	HB	BB	SO	WP	BK
2001	Tigers-R	1-1	3.82	8	6	0	0	0	35.1	30	16	15	0	1	10	23	2	0
	Oneonta-A	0-1	18.00	1	1	0	0	0	3.0	8	6	6	1	0	1	1	1	0
2002	Oneonta-A	5-3	4.01	14	14	0	0	0	85.1	*102	46	38	7	1	10	50	3	1
2003	West Michigan-A	*16-3	1.41	25	25	*5	2	0	166.0	128	37	26	4	2	38	104	2	1
2004	Lakeland-A	2-2	3.68	4	4	0	0	0	22.0	28	12	9	1	2	5	8	3	0
	Daytona-A	9-5	2.40	21	21	3	2	0	131.0	123	47	35	9	6	24	101	3	0
	West Tenn-AA	1-0	1.50	1	1	0	0	0	6.0	4	1	1	0	0	1	8	0	0
2005	West Tenn-AA	3-2	4.44	9	4	0	0	0	26.1	29	17	13	3	0	9	20	0	0
MINOR LEAGUE TOTALS		37-17	2.71	83	76	8	4	0	475.0	452	182	143	25	12	98	315	14	2

*Led League

Rafael Cordero — Outfielder

FULL NAME: Rafael A. Cordero ... BATS: Right ... THROWS: Right ... HEIGHT: 6-2 ... WEIGHT: 170

OPENING DAY AGE: 18, turns 19 on June 4

BORN: 6/4/87 in Villa Tapia, Dominican Republic ... RESIDENCE: La Vega, Dominican Republic

HOW ACQUIRED: Signed by Cubs as non-drafted free agent 1/27/04

YEAR	TEAM	AVG	G	AB	R	H	2B	3B	HR	RBI	SH	SF	HP	BB	SO	SB	CS	E
2005	Dominican-R	.269	57	175	24	47	8	2	2	19	1	1	7	18	43	10	6	0

Bryan Corey — Pitcher

FULL NAME: Bryan Scott Corey ... BATS: Right ... THROWS: Right ... HEIGHT: 6-0 ... WEIGHT: 170

OPENING DAY AGE: 32, turns 33 on October 21

BORN: 10/21/73 in Thousand Oaks, CA ... RESIDENCE: Phoenix, AZ

SCHOOL: Attended Pierce Junior College (CA)

ORIGINAL CLUB: Selected by Tigers in 12th round of 1993 draft

HOW ACQUIRED BY CUBS: Signed by Iowa (AAA), 12/21/05

CAREER HIGHLIGHTS: 1996 — South Atlantic League all-star

YEAR	TEAM	W-L	ERA	G	GS	CG	SHO	SV	IP	H	R	ER	HR	HB	BB	SO	WP	BK
1995	Jamestown-A	2-2	3.86	29	0	0	0	10	28.0	21	14	12	2	1	12	41	4	0
1996	Fayetteville-A	6-4	1.21	*60	0	0	0	*34	82.0	50	19	11	2	2	17	101	6	2
1997	Jacksonville-AA	3-8	4.76	52	0	0	0	9	68.0	74	42	36	8	1	21	37	4	0
1998	Tucson-AAA	4-6	5.44	39	10	0	0	2	87.2	116	61	53	14	6	24	50	2	2
	Arizona	0-0	9.00	3	0	0	0	0	4.0	6	4	4	1	1	2	1	0	0
1999	Toledo-AAA	5-2	2.86	48	0	0	0	2	69.1	63	27	22	6	2	34	36	2	1
2000	Sacramento-AAA	8-3	4.24	47	5	0	0	4	85.0	88	43	40	11	3	29	55	2	1
2001	Portland-AAA	8-7	4.67	47	12	0	0	6	106.0	124	55	55	12	3	31	66	1	1
2002	Las Vegas-AAA	5-4	4.36	37	0	0	0	1	53.2	79	31	26	5	2	18	33	0	0
	Los Angeles	0-0	0.00	1	0	0	0	0	1.0	0	0	0	0	0	0	0	0	0
2003	Las Vegas-AAA	4-5	2.97	60	0	0	0	3	91.0	94	40	30	8	5	29	46	2	0
2004	Iowa-AAA	2-0	3.38	10	0	0	0	5	13.1	10	5	5	1	2	5	13	0	0
2005	Albuquerque-AAA	3-6	7.65	44	1	0	0	0	60.0	78	52	51	11	2	20	44	1	0
MAJOR LEAGUE TOTALS		0-0	7.20	4	0	0	0	0	5.0	6	4	4	1	1	2	1	0	0
MINOR LEAGUE TOTALS		50-47	4.13	473	29	0	0	76	744.0	797	389	341	80	29	240	522	24	7

Matt Craig — Infielder

FULL NAME: Matthew James Craig ... BATS: Switch ... THROWS: Right ... HEIGHT: 6-3 ... WEIGHT: 200

OPENING DAY AGE: 24, turns 25 on April 16

BORN: 4/16/81 in Dallas, TX ... RESIDENCE: Dallas, TX

SCHOOL: Graduated from Trinity Christian Academy in Dallas, TX, in 1999 ... Attended the University of Richmond

HOW ACQUIRED: Selected by Cubs in 3rd round of 2002 draft (scout: Billy Swope)

CAREER HIGHLIGHTS: 2004 — Selected as a Southern League midseason all-star ... 2002 — Selected to the first-team all-Atlantic 10 Conference squad ... earned third-team all-America honors from *Collegiate Baseball* ... 2000 — Earned freshman all-America honors from *Baseball America* and *Collegiate Baseball*

YEAR	TEAM	AVG	G	AB	R	H	2B	3B	HR	RBI	SH	SF	HP	BB	SO	SB	CS	E
2002	Boise-A	.193	37	140	19	27	2	0	5	20	1	3	0	12	28	0	0	6
2003	Daytona-A	.285	119	442	56	126	25	2	11	66	2	3	5	46	87	4	4	24
2004	West Tenn-AA	.275	112	375	63	103	20	4	20	62	0	2	4	49	101	3	2	18
2005	West Tenn-AA	.275	99	327	51	90	24	0	12	57	0	8	4	32	62	7	4	9
MINOR LEAGUE TOTALS		.269	367	1284	189	346	71	6	48	205	3	16	13	139	278	14	10	57

Jordan Crews — Pitcher

FULL NAME: Jordan Crews ... BATS: Right ... THROWS: Right ... HEIGHT: 6-5 ... WEIGHT: 220
 OPENING DAY AGE: 23, turns 24 on September 21
 BORN: 9/21/82 in Valdosta, GA ... RESIDENCE: Valdosta, GA
 HOW ACQUIRED: Signed by Cubs as non-drafted free agent 6/17/05

YEAR	TEAM	W-L	ERA	G	GS	CG	SHO	SV	IP	H	R	ER	HR	HB	BB	SO	WP	BK
2005	Mesa-R	1-2	3.21	11	0	0	0	3	14.0	9	9	5	1	0	3	15	1	0
	Daytona-A	0-0	6.23	10	0	0	0	0	13.0	19	10	9	2	1	3	9	1	0
MINOR LEAGUE TOTALS		1-2	4.67	21	0	0	0	3	27.0	28	19	14	3	1	6	24	2	0

Nikolaus Crouch — Infielder

FULL NAME: Nikolaus Robert Crouch ... BATS: Right ... THROWS: Right ... HEIGHT: 6-4 ... WEIGHT: 210
 OPENING DAY AGE: 23
 BORN: 1/26/83 in San Diego, CA ... RESIDENCE: Vista, CA
 SCHOOL: Graduated from Vista High School in 2001 ... Attended Saddleback Junior College in Mission Viejo, CA and Vanguard College in Costa Mesa, CA
 HOW ACQUIRED: Selected by Cubs in 26th round of 2005 draft (scout: Dennis Henderson)

YEAR	TEAM	AVG	G	AB	R	H	2B	3B	HR	RBI	SH	SF	HP	BB	SO	SB	CS	E
2005	Mesa-R	.286	46	168	20	48	13	0	2	25	1	3	8	19	51	0	0	13

Jeffrey Culpepper — Outfielder

FULL NAME: Jeffrey J. Culpepper ... BATS: Left ... THROWS: Right ... HEIGHT: 6-2 ... WEIGHT: 195
 OPENING DAY AGE: 24, turns 25 on December 30
 BORN: 12/30/81 in Kirkland, WA ... RESIDENCE: Woodinville, WA
 SCHOOL: Graduated from Woodinville High School in 2000 ... Graduated from Gonzaga University in 2005
 HOW ACQUIRED: Selected by Cubs in 24th round of 2004 draft (scout: Al Geddes/Steve Hinton)

YEAR	TEAM	AVG	G	AB	R	H	2B	3B	HR	RBI	SH	SF	HP	BB	SO	SB	CS	E
2005	Boise-A	.304	20	69	10	21	3	0	1	7	1	0	4	10	9	5	0	1
	Daytona-A	.343	38	108	14	37	7	0	1	10	2	0	5	9	15	1	5	1
MINOR LEAGUE TOTALS		.328	58	177	24	58	10	0	2	17	3	0	9	19	24	6	5	2

Jeff Deardorff — Infielder

FULL NAME: Jeffrey Alan Deardorff ... BATS: Right ... THROWS: Right ... HEIGHT: 6-3 ... WEIGHT: 220
 OPENING DAY AGE: 27, turns 28 on August 14
 BORN: 8/14/78 in Michigan City, IN ... RESIDENCE: Clermont, FL
 SCHOOL: Graduated from South Lake High School in Clermont, Florida in 1997
 ORIGINAL CLUB: Selected by Milwaukee in 3rd round of 1997 draft (scout: Doug Reynolds)
 HOW ACQUIRED BY CUBS: Signed by Iowa (AAA), 12/16/05

YEAR	TEAM	AVG	G	AB	R	H	2B	3B	HR	RBI	SH	SF	HP	BB	SO	SB	CS	E
1997	Ogden-R	.275	63	222	33	61	17	3	2	27	1	0	5	24	74	2	2	27
1998	Beloit-A	.255	88	326	41	83	17	1	11	45	2	1	4	27	125	3	1	20
1999	Stockton-A	.266	126	436	59	116	22	2	10	47	1	2	6	40	150	2	7	36
2000	Mudville-A	.245	111	421	48	103	20	7	10	54	0	6	1	32	120	7	10	27
2001	High Desert-A	.304	69	260	40	79	18	1	15	57	0	4	3	22	70	5	4	8
	Huntsville-AA	.279	58	201	30	56	11	1	14	43	2	1	2	13	66	1	1	4
2002	Huntsville-AA	.254	131	425	69	108	23	1	19	61	1	4	7	60	131	13	6	6
2003	Rochester-AAA	.299	20	67	9	20	6	2	2	8	1	1	0	3	30	2	1	0
	New Britain-AA	.316	108	412	66	130	28	2	17	73	0	4	2	41	110	16	5	7
2004	Columbus-AAA	.271	122	432	68	117	13	3	18	76	1	5	3	50	112	10	6	22
2005	Durham-AAA	.250	96	336	50	84	13	3	15	41	2	3	0	42	82	3	2	0
MINOR LEAGUE TOTALS		.270	992	3538	513	957	188	26	133	532	11	31	33	354	1060	64	45	157

FAN-TASTIC

On April 9, 2003, at Wrigley Field, the Cubs and Montreal combined for 27 strikeouts and no walks. Mark Prior fanned 12 Montreal batters, while Javier Vazquez (14) and Luis Ayala (1) struck out 15 Cubs.

The 27 strikeouts without a walk were the most in any major league 9-inning game.

The National League record for most strikeouts in a 9-inning game is 30. On May 6, 1998, at Wrigley Field, Kerry Wood fanned 20 Houston batters — while Shane Reynolds struck out 10 Cubs in his 8.0 innings of work.

Johnny Defendis — Outfielder

FULL NAME: John M. Defendis ... BATS: Left ... THROWS: Right ... HEIGHT: 6-1 ... WEIGHT: 200
 OPENING DAY AGE: 22
 BORN: 3/12/84 in Staten Island, NY ... RESIDENCE: Staten Island, NY
 SCHOOL: Graduated from Xaverian High School in 2002 ... Attended Rutgers University
 HOW ACQUIRED: Selected by Cubs in 29th round of 2005 draft (scout: Billy Blitzer)

YEAR	TEAM	AVG	G	AB	R	H	2B	3B	HR	RBI	SH	SF	HP	BB	SO	SB	CS	E
2005	Mesa-R	.316	18	76	13	24	4	1	0	13	0	1	0	4	5	2	1	0
	Boise-A	.327	44	171	23	56	8	0	2	20	2	0	0	17	21	3	4	3
MINOR LEAGUE TOTALS		.324	62	247	36	80	12	1	2	33	2	1	0	21	26	5	5	3

Drew Dickson — Pitcher

FULL NAME: Drew Douglas Dickson ... BATS: Right ... THROWS: Right ... HEIGHT: 6-1 ... WEIGHT: 230
 OPENING DAY AGE: 22
 BORN: 3/3/84 in Brenham, TX ... RESIDENCE: The Woodlands, TX
 SCHOOL: Graduated from The Woodlands High School in 2002 ... Attended Bossier Parish Community College in Bossier City, LA
 HOW ACQUIRED: Signed as a non-drafted free agent, 6/05 (scout: Oneri Fleita)

YEAR	TEAM	W-L	ERA	G	GS	CG	SHO	SV	IP	H	R	ER	HR	HB	BB	SO	WP	BK
2005	Peoria-A	0-2	4.45	25	0	0	0	4	32.1	28	17	16	2	0	24	26	2	1

Mark DiFelice — Pitcher

FULL NAME: Mark Andrew DiFelice ... BATS: Right ... THROWS: Right ... HEIGHT: 6-1 ... WEIGHT: 180
 OPENING DAY AGE: 29, turns 30 on August 23
 BORN: 8/23/76 in Bryn Mawr, PA ... RESIDENCE: New Town Square, PA
 SCHOOL: Graduated from Haverford High School (PA) in 1994 ... Attended Western Carolina University
 CAREER HIGHLIGHTS: 1999 — Was a Carolina League all-star ... 1998 — Was named the Southern Conference Pitcher of the Year
 ORIGINAL CLUB: Selected by Colorado in 15th round of 1998 draft
 HOW ACQUIRED BY CUBS: Signed by Iowa (AAA), 12/27/05

YEAR	TEAM	W-L	ERA	G	GS	CG	SHO	SV	IP	H	R	ER	HR	HB	BB	SO	WP	BK
1998	Portland-A	4-6	3.31	15	13	0	0	0	81.2	83	45	30	6	3	11	62	3	1
1999	Salem-A	8-12	3.86	27	23	3	0	0	156.1	142	71	67	*20	4	36	142	3	1
2000	Carolina-AA	7-5	3.59	23	22	2	0	0	133.0	152	58	53	15	0	19	98	2	0
2001	Carolina-AA	6-4	3.15	19	18	2	1	0	123.0	108	47	43	13	3	23	98	1	0
	Colorado Springs-AAA	3-2	5.28	8	8	0	0	0	46.0	56	29	27	11	8	8	43	1	0
2002	Tri-City-A	0-0	5.29	6	1	0	0	0	17.0	18	12	10	2	2	0	13	1	0
	Salem-A	3-0	2.80	6	6	0	0	0	35.1	40	12	11	3	2	5	21	0	0
2003	Tulsa-AA	7-6	3.72	21	21	0	0	0	113.2	121	61	47	16	4	24	75	7	0
2004	Ottawa-AAA	9-4	3.44	36	4	0	0	1	89.0	73	42	34	10	2	27	70	3	1
2005	New Orleans-AAA	1-2	8.40	14	2	0	0	0	30.0	39	35	28	10	0	13	21	1	0
	Somerset-IND	7-4	3.09	14	11	1	0	0	75.2	72	26	26	11	1	8	53	1	1
MINOR LEAGUE TOTALS		55-45	3.76	43	39	8	1	1	900.2	904	438	376	117	29	174	696	23	4

*Led League

Jonathan Douillard — Catcher

FULL NAME: Jonathan M. Douillard ... BATS: Left ... THROWS: Right ... HEIGHT: 6-0 ... WEIGHT: 190
 OPENING DAY AGE: 24
 BORN: 1/24/82 in Marlton, NJ ... RESIDENCE: Acworth, GA
 SCHOOL: Attended Vanderbilt University
 HOW ACQUIRED: Selected by Cubs in 28th round of 2004 draft

YEAR	TEAM	AVG	G	AB	R	H	2B	3B	HR	RBI	SH	SF	HP	BB	SO	SB	CS	E
2004	Mesa-R	.275	11	40	2	11	2	0	0	11	0	0	0	2	9	0	1	1
2005	Boise-A	.111	5	9	1	1	0	0	0	1	0	1	0	1	4	0	0	0
	Peoria-A	.200	9	30	2	6	1	0	1	3	0	0	0	2	4	0	0	0
MINOR LEAGUE TOTALS		.228	25	79	5	18	3	0	1	15	0	1	0	5	17	0	1	1

PINCHED BY A PITCHER

On August 11, 2001, San Francisco's Livan Hernandez was the last pitcher to have a 4-hit game against the Cubs — going 4-for-4 with a solo homer and 3 RBI.

On August 8, 2000, Los Angeles pitcher Darren Dreifort hit a pair of homers in a 7-5 victory over the Cubs at Dodger Stadium. Dreifort was just the fourth pitcher to record a multi-homer game against the Cubs, joining Cincinnati's Frank Foreman (July 4, 1895), the Boston Braves' Jim Tobin — who hit 3 homers May 13, 1942 — and the New York Mets' Walt Terrell (August 6, 1983).

Darin Downs — Pitcher

FULL NAME: Darin Burton Downs ... BATS: Right ... THROWS: Left ... HEIGHT: 6-3 ... WEIGHT: 175
 OPENING DAY AGE: 21, turns 22 on December 26
 BORN: 12/26/84 in Southfield, MI ... RESIDENCE: Boynton Beach, FL
 SCHOOL: Graduated from Santaluces High School in Lantana, FL, in 2003
 HOW ACQUIRED: Selected by Cubs in 5th round of 2003 draft (scout: Rolando Pino)

YEAR	TEAM	W-L	ERA	G	GS	CG	SHO	SV	IP	H	R	ER	HR	HB	BB	SO	WP	BK
2003	— Mesa-R	0-2	6.57	13	11	0	0	0	38.1	48	30	28	2	3	17	32	5	0
2004	— Boise-A	5-3	4.95	14	13	0	0	0	60.0	55	36	33	5	2	35	61	2	0
2005	— Boise-A	5-4	3.50	14	13	0	0	9	61.2	61	30	24	5	4	22	63	6	0
	— Peoria-A	0-2	18.47	2	2	0	0	0	6.1	12	14	13	1	1	4	3	1	0
MINOR LEAGUE TOTALS		10-11	5.30	43	39	0	0	9	166.1	176	110	98	13	10	78	159	14	0

Brandon Emanuel — Pitcher

FULL NAME: Dennis Brandon Emanuel ... BATS: Right ... THROWS: Right ... HEIGHT: 6-3 ... WEIGHT: 210
 OPENING DAY AGE: 29, turns 30 on April 9
 BORN: 4/9/76 in Panama City, FL ... RESIDENCE: Panama City, FL
 SCHOOL: Attended Northwestern State University (LA)
 ORIGINAL CLUB: Selected by Los Angeles Angels in 2nd round of 1998 draft
 HOW ACQUIRED BY CUBS: Signed by Iowa (AAA), 1/5/06

YEAR	TEAM	W-L	ERA	G	GS	CG	SHO	SV	IP	H	R	ER	HR	HB	BB	SO	WP	BK
1998	— Boise-A	4-5	4.59	15	15	0	0	0	80.1	96	59	41	8	8	21	42	4	0
1999	— Cedar Rapids-A	7-12	4.47	23	23	5	0	0	153.0	173	92	76	16	4	50	88	9	1
	— Lake Elsinore-A	0-2	5.14	2	2	0	0	0	14.0	15	11	8	1	1	7	12	0	0
2000	— Lake Elsinore-A	4-10	6.27	19	17	*2	0	0	103.1	136	89	72	14	7	43	54	12	1
2001	—								INJURED — DID NOT PITCH									
2002	— Arkansas-AA	5-3	2.81	14	14	1	0	0	83.1	76	32	26	9	2	18	47	0	1
	— Salt Lake-AAA	2-3	7.25	7	7	0	0	0	36.0	59	29	29	9	1	11	27	1	0
2003	— Salt Lake-AAA	6-10	5.14	29	23	1	0	2	147.0	186	93	84	25	4	37	71	4	0
2004	— Arkansas-AA	0-0	4.50	1	1	0	0	0	4.0	5	2	2	0	0	1	5	0	1
	— Salt Lake-AAA	5-8	6.08	38	7	0	0	0	84.1	115	68	57	14	0	26	75	3	0
2005	— Portland-AAA	2-3	5.29	37	6	0	0	0	64.2	64	49	38	12	3	25	65	7	1
MINOR LEAGUE TOTALS		35-56	5.06	185	115	9	0	5	770.0	925	524	433	108	30	239	486	40	5

*Led League

John Ennis — Pitcher

FULL NAME: John Wayne Ennis ... BATS: Right ... THROWS: Right ... HEIGHT: 6-5 ... WEIGHT: 220
 OPENING DAY AGE: 26, turns 27 on October 17
 BORN: 10/17/79 in Montrose, CA ... RESIDENCE: Panorama, CA
 SCHOOL: Graduated from Monroe High School
 ORIGINAL CLUB: Selected by Atlanta in 14th round of 1998 draft
 HOW ACQUIRED BY CUBS: Signed by Iowa (AAA), 1/20/06

YEAR	TEAM	W-L	ERA	G	GS	CG	SHO	SV	IP	H	R	ER	HR	HB	BB	SO	WP	BK
1998	— Braves-R	0-3	4.62	8	2	0	0	0	25.1	30	16	13	0	2	6	18	1	0
1999	— Danville-R	4-3	5.07	13	13	0	0	0	65.2	71	46	37	7	9	21	60	3	2
2000	— Macon-A	7-4	2.55	18	16	0	0	0	98.2	77	37	28	5	6	25	105	3	0
2001	— Myrtle Beach-A	6-8	3.58	25	25	1	0	0	138.1	111	63	55	12	7	45	144	2	3
2002	— Greenville-AA	9-9	4.18	26	26	0	0	0	148.2	131	79	69	7	7	62	103	6	0
	— Atlanta	0-0	4.50	1	1	0	0	0	4.0	5	2	2	0	0	3	1	0	0
2003	— Richmond-AAA	2-11	5.56	28	15	0	0	0	100.1	121	70	62	11	7	37	76	3	2
	— Greenville-AA	0-0	2.45	1	1	0	0	0	3.2	4	1	1	1	0	2	3	0	0
	— Toledo-AAA	1-0	5.17	3	3	0	0	0	15.2	22	9	9	0	2	5	9	1	0
2004	— Toledo-AAA	9-5	3.59	38	13	0	0	10	102.2	100	49	41	10	4	36	77	4	1
	— Detroit	0-0	8.44	12	0	0	0	1	16.0	20	16	15	3	0	5	13	1	1
2005	— Toledo-AAA	3-5	4.85	50	1	0	0	1	72.1	77	41	39	7	5	30	65	1	0
MAJOR LEAGUE TOTALS		0-0	7.65	13	1	0	0	1	20.0	25	18	17	3	0	8	14	1	1
MINOR LEAGUE TOTALS		41-48	4.13	210	115	1	0	11	771.1	744	411	354	60	49	269	660	24	8

Ryan Episcopo — Outfielder

FULL NAME: Ryan James Episcopo ... BATS: Left ... THROWS: Right ... HEIGHT: 6-2 ... WEIGHT: 180
 OPENING DAY AGE: 20, turns 21 on July 20
 BORN: 7/20/85 in Fort Pierce, FL ... RESIDENCE: Port St. Lucie, FL
 SCHOOL: Graduated from St. Lucie West Centennial High School in 2003 ... Attended Andrew Community College in Cuthbert, GA
 HOW ACQUIRED: Selected by Cubs in 38th round of 2005 draft (scout: Keith Stohr)

YEAR	TEAM	AVG	G	AB	R	H	2B	3B	HR	RBI	SH	SF	HP	BB	SO	SB	CS	E
2005	— Mesa-R	.298	46	168	30	50	7	1	2	26	1	3	0	25	48	7	3	1

Jesse Estrada — Pitcher

FULL NAME: Jesus Norberto Estrada ... BATS: Right ... THROWS: Right ... HEIGHT: 6-8 ... WEIGHT: 250
 OPENING DAY AGE: 22, turns 23 on October 27
 BORN: 10/27/83 in El Paso, TX ... RESIDENCE: El Paso, TX
 SCHOOL: Attended Grayson College
 HOW ACQUIRED: Selected by Cubs in 30th round of 2004 draft (scout: Brad Miller)

YEAR	TEAM	W-L	ERA	G	GS	CG	SHO	SV	IP	H	R	ER	HR	HB	BB	SO	WP	BK
2005	— Peoria-A	6-12	5.35	27	27	1	0	0	151.1	193	104	90	15	12	41	65	4	1

Roger Evenson — Pitcher

FULL NAME: Roger Aaron Evenson ... BATS: Right ... THROWS: Right ... HEIGHT: 6-4 ... WEIGHT: 225
 OPENING DAY AGE: 22, turns 23 on August 18
 BORN: 8/18/83 in Boise, ID ... RESIDENCE: Boise, ID
 SCHOOL: Graduated from Capital High School in 2002 ... Attended Northwest Nazarene University
 HOW ACQUIRED: Selected by Cubs in 15th round of 2005 draft (scout: Steve Hinton)

YEAR	TEAM	W-L	ERA	G	GS	CG	SHO	SV	IP	H	R	ER	HR	HB	BB	SO	WP	BK
2005	— Boise-A	4-4	5.58	24	1	0	0	4	40.1	41	26	25	3	2	14	39	9	0

Peter Farina — Catcher

FULL NAME: Peter Farina ... BATS: Right ... THROWS: Right ... HEIGHT: 6-2 ... WEIGHT: 208
 OPENING DAY AGE: 22, turns 23 on September 7
 BORN: 9/7/83 in Culver City, CA ... RESIDENCE: West Los Angeles, CA
 SCHOOL: Graduated from University High School in 2001 ... Attended Virginia Commonwealth
 HOW ACQUIRED: Selected by Cubs in 21st round of 2005 draft (scout: Billy Swope)

YEAR	TEAM	AVG	G	AB	R	H	2B	3B	HR	RBI	SH	SF	HP	BB	SO	SB	CS	E
2005	— Mesa-R	.333	9	18	1	6	0	0	0	3	0	0	0	2	2	0	0	2
	Boise-A	.226	13	31	0	7	1	0	0	1	0	0	0	2	8	0	0	4
MINOR LEAGUE TOTALS		.265	22	49	1	13	1	0	0	4	0	0	0	4	10	0	0	6

Willson Fenton — Pitcher

FULL NAME: Willson A. Fenton ... BATS: Right ... THROWS: Right ... HEIGHT: 6-2 ... WEIGHT: 205
 OPENING DAY AGE: 22, turns 23 on April 7
 BORN: 4/7/83 in Houston, TX ... RESIDENCE: Kinston, WA
 SCHOOL: Attended the University of Washington
 HOW ACQUIRED: Selected by Cubs in 21st round of 2004 draft

YEAR	TEAM	W-L	ERA	G	GS	CG	SHO	SV	IP	H	R	ER	HR	HB	BB	SO	WP	BK
2004	— Boise-A	2-0	2.64	20	0	0	0	4	30.2	28	13	9	2	0	13	35	1	0
2005	— Peoria-A	0-0	11.37	6	0	0	0	0	6.1	12	8	8	1	0	5	7	1	0
MINOR LEAGUE TOTALS		2-0	4.14	26	0	0	0	4	37.0	40	21	17	3	0	18	42	2	0

Yvan Figaro — Pitcher

FULL NAME: Yvan Enrique Figaro ... BATS: Right ... THROWS: Right
 OPENING DAY AGE: 20
 BORN: 2/19/86 in Samana, Dominican Republic ... RESIDENCE: Samana, Dominican Republic
 HOW ACQUIRED: Signed by Cubs as non-drafted free agent 12/30/04

YEAR	TEAM	W-L	ERA	G	GS	CG	SHO	SV	IP	H	R	ER	HR	HB	BB	SO	WP	BK
2005	— Dominican-R	1-3	7.02	9	7	0	0	0	33.1	36	29	26	1	4	19	34	8	0

Bo Flowers — Outfielder

FULL NAME: Clarence "Bo" Flowers ... BATS: Right ... THROWS: Right ... HEIGHT: 6-2 ... WEIGHT: 210
 OPENING DAY AGE: 22, turns 23 on November 12
 BORN: 11/12/83 in Maywood, IL ... RESIDENCE: Maywood, IL
 SCHOOL: Graduated from Walther Lutheran High School
 ORIGINAL CLUB: Selected by Detroit in 5th round of 2002 draft
 HOW ACQUIRED BY CUBS: Traded from Detroit as part of a four player deal, 2/9/05

BO FLOWER'S PROFESSIONAL STATISTICS

YEAR	TEAM	AVG	G	AB	R	H	2B	3B	HR	RBI	SH	SF	HP	BB	SO	SB	CS	E
2002	- Tigers-R	.278	26	97	18	27	4	1	0	7	2	0	3	3	24	8	1	2
2003	- Oneonta-A	.177	37	124	17	22	1	2	0	9	0	0	2	9	42	5	1	5
	- Tigers-R	.182	15	44	3	8	3	1	0	2	0	0	1	2	12	2	1	1
2004	- Oneonta-A	.280	66	246	38	69	7	6	4	26	1	1	4	19	65	16	9	0
	- West Michigan-A	.273	6	22	4	6	1	0	1	1	0	0	3	0	6	0	1	0
2005	- Peoria-A	.238	105	365	44	87	10	4	8	49	0	4	7	19	121	10	1	9
MINOR LEAGUE TOTALS		.244	255	898	124	219	26	14	13	94	3	5	20	52	270	41	14	17

Mike Fontenot — Outfielder

FULL NAME: Michael Eugene Fontenot ... BATS: Left ... THROWS: Right ... HEIGHT: 5-8 ... WEIGHT: 160

OPENING DAY AGE: 25, turns 26 on June 9

BORN: 6/9/80 in Slidell, LA ... RESIDENCE: Lafayette, LA

SCHOOL: Attended Louisiana State University

ORIGINAL CLUB: Selected by Baltimore in 1st round (19th overall) of 2001 draft

HOW ACQUIRED BY CUBS: Traded from Baltimore as part of a four-player deal, 2/2/05

YEAR	TEAM	AVG	G	AB	R	H	2B	3B	HR	RBI	SH	SF	HP	BB	SO	SB	CS	E
2002	- Frederick-A	.264	122	481	61	127	16	4	8	53	9	5	10	42	117	13	9	25
2003	- Bowie-AA	.325	126	449	63	146	24	5	12	66	4	4	8	50	89	16	5	18
2004	- Ottawa-AAA	.279	136	524	73	146	30	10	8	49	4	5	9	48	111	14	7	22
2005	- Iowa-AAA	.272	111	379	60	103	22	10	6	39	3	2	6	59	77	3	2	13
	- Chicago	.000	7	2	4	0	0	0	0	0	0	0	1	2	0	0	0	0
MAJOR LEAGUE TOTALS		.000	7	2	4	0	0	0	0	0	0	0	1	2	0	0	0	0
MINOR LEAGUE TOTALS		.285	495	898	124	219	92	29	34	207	20	16	33	199	394	46	23	78

Jeremy Fourniel — Infielder

FULL NAME: Jeremy Antonio Fourniel ... BATS: Right ... THROWS: Right

OPENING DAY AGE: 19, turns 20 on June 16

BORN: 6/16/86 in Santo Domingo, Dominican Republic ... RESIDENCE: Santo Domingo, Dominican Republic

HOW ACQUIRED: Signed by Cubs as non-drafted free agent 12/17/04

YEAR	TEAM	AVG	G	AB	R	H	2B	3B	HR	RBI	SH	SF	HP	BB	SO	SB	CS	E
2005	- Dominican-R	.118	6	17	3	2	0	0	0	0	0	0	1	2	6	0	0	0

Alfredo Francisco — Pitcher

FULL NAME: Alfredo Francisco ... BATS: Right ... THROWS: Right ... HEIGHT: 6-3 ... WEIGHT: 225

OPENING DAY AGE: 21, turns 22 on August 27

BORN: 8/27/84 in San Pedro de Macoris, Dominican Republic ... RESIDENCE: San Pedro de Macoris, Dominican Republic

HOW ACQUIRED: Signed as non-drafted free agent by Cubs, 2/1/02 (scout: Jose Serra)

CAREER HIGHLIGHTS: Spent the 2002-2004 season as a third baseman, batting .210 in 191 career minor league games ... was converted to a pitcher midway through the 2005 campaign.

YEAR	TEAM	W-L	ERA	G	GS	CG	SHO	SV	IP	H	R	ER	HR	HB	BB	SO	WP	BK
2005	- Mesa-R	2-3	3.89	12	5	0	0	0	41.2	40	23	18	1	3	16	37	0	1
	- Peoria-A	1-0	3.07	6	0	0	0	0	14.2	14	5	5	0	0	7	14	2	0
MINOR LEAGUE TOTALS		3-3	3.67	18	5	0	0	0	56.1	54	28	23	1	3	23	51	2	1

Nate Frese — Infielder

FULL NAME: Nathan Robert Frese ... BATS: Right ... THROWS: Right ... HEIGHT: 6-3 ... WEIGHT: 200

OPENING DAY AGE: 28, turns 29 on July 10

BORN: 7/10/77 in Cedar Rapids, IA ... RESIDENCE: Walford, IA

SCHOOL: Attended the University of Iowa

HOW ACQUIRED: Selected by Cubs in 10th round of 1998 draft

YEAR	TEAM	AVG	G	AB	R	H	2B	3B	HR	RBI	SH	SF	HP	BB	SO	SB	CS	E
1998	- Williamsport-A	.218	54	174	28	38	8	0	2	18	3	7	2	16	38	5	2	11
1999	- Lansing-A	.265	107	373	68	99	27	4	4	49	1	8	5	58	67	10	4	21
2000	- Daytona-A	.296	117	425	70	126	24	5	7	52	8	4	6	64	84	10	6	13
2001	- West Tenn-AA	.180	72	233	25	42	5	1	4	19	2	2	5	38	62	0	1	1
2002	- West Tenn-AA	.226	70	230	24	52	10	1	2	18	2	1	2	23	59	4	3	7
2003	- Iowa-AAA	.243	99	309	37	75	14	2	6	32	3	0	1	38	64	0	0	12
2004	- Iowa-AAA																	
2005	- West Tenn-AA	.375	14	32	3	12	2	0	2	7	0	0	0	4	5	0	0	2
	- Iowa-AAA	.245	67	204	25	50	10	0	5	27	3	1	1	15	44	0	0	9
MINOR LEAGUE TOTALS		.249	600	1980	280	494	100	13	32	222	22	23	22	256	423	29	16	76

Sam Fuld — Outfielder

FULL NAME: Samuel Babson Fuld ... BATS: Left ... THROWS: Left ... HEIGHT: 5-10 ... WEIGHT: 180
 OPENING DAY AGE: 24, turns 25 on November 20
 BORN: 11/20/81 in Durham, NH ... RESIDES: Durham, NH
 SCHOOL: Attended Stanford University
 HOW ACQUIRED: Selected by Cubs in 10th round of 2004 draft

YEAR	TEAM	AVG	G	AB	R	H	2B	3B	HR	RBI	SH	SF	HP	BB	SO	SB	CS	E
2005	— Peoria	.300	125	443	82	133	32	6	5	37	4	4	7	50	44	18	11	6

Sean Gallagher — Pitcher

FULL NAME: Sean Patrick Gallagher ... BATS: Right ... THROWS: Right ... HEIGHT: 6-2 ... WEIGHT: 225
 OPENING DAY AGE: 20, turns 21 on December 30
 BORN: 12/30/85 in Boston, MA ... RESIDES: Ft. Lauderdale, FL
 SCHOOL: Graduated from St. Thomas Aquinas High School in 2004
 HOW ACQUIRED: Selected by Cubs in 12th round of 2004 draft (scout: Rolando Pino)

CAREER HIGHLIGHTS: 2005 — Selected as the Cubs minor league pitcher of the year ... selected to the Midwest League midseason and postseason all-star teams ... voted by *Baseball America* as having the best breaking ball in the Midwest League

YEAR	TEAM	W-L	ERA	G	GS	CG	SHO	SV	IP	H	R	ER	HR	HB	BB	SO	WP	BK
2004	— Mesa-R	1-2	3.12	10	9	0	0	0	34.2	38	19	12	0	3	11	44	1	0
2005	— Peoria-A	14-5	2.71	26	26	0	0	0	146.0	107	53	44	10	15	55	139	5	0
MINOR LEAGUE TOTALS		15-7	2.79	36	35	0	0	0	180.2	145	72	56	10	18	66	183	6	0

Alberto Garcia — Infielder

FULL NAME: Alberto Antonio Garcia (played in 2002 as Gregory Valerio) ... BATS: Right ... THROWS: Right ... HEIGHT: 6-1 ... WEIGHT: 180
 OPENING DAY AGE: 22, turns 23 on June 5
 BORN: 6/5/83 in Bonao, Dominican Republic ... RESIDENCE: Bonao, Dominican Republic
 SCHOOL: Attended Plan de Reforma High School in Bonao, Dominican Republic
 HOW ACQUIRED: Signed as non-drafted free agent by Cubs, 7/3/01 (scout: Jose Serra)
 CAREER HIGHLIGHTS: 2005 — Selected as a Midwest League all-star

YEAR	TEAM	AVG	G	AB	R	H	2B	3B	HR	RBI	SH	SF	HP	BB	SO	SB	CS	E
2002	— Dominican-R	.314	66	236	42	74	*21	2	+7	47	0	6	8	25	58	8	7	24
2003	— Mesa-A	.319	48	182	34	58	15	10	0	34	1	2	8	13	30	5	3	11
	Boise-A	.263	5	19	3	5	2	0	0	3	0	0	2	0	3	0	0	0
2004	— Lansing-A	.304	68	227	34	69	8	4	7	25	1	1	2	4	41	2	2	0
2005	— Peoria-A	.316	58	209	19	66	8	1	1	25	1	1	2	15	29	1	1	5
MINOR LEAGUE TOTALS		.312	245	873	132	272	54	17	15	134	3	10	22	57	161	16	13	40

*Led League ... +Tied for League Lead

Alejandro Garcia — Pitcher

FULL NAME: Alejandro Epifanio Garcia ... BATS: Right ... THROWS: Right
 OPENING DAY AGE: 18, turns 19 on December 29
 BORN: 12/29/87 in San Pedro de Macoris, Dominican Republic ... RESIDENCE: San Pedro de Macoris, Dominican Republic
 HOW ACQUIRED: Signed by Cubs as non-drafted free agent 7/12/04

YEAR	TEAM	W-L	ERA	G	GS	CG	SHO	SV	IP	H	R	ER	HR	HB	BB	SO	WP	BK
2005	— Dominican-R	0-0	2.30	10	1	0	0	0	15.2	12	8	4	1	1	8	10	5	0

Geivy Garcia — Pitcher

FULL NAME: Geivy A. Garcia ... BATS: Right ... THROWS: Right ... HEIGHT: 6-1 ... WEIGHT: 175
 OPENING DAY AGE: 23, turns 24 on July 8
 BORN: 7/8/82 in Mao, Dominican Republic ... RESIDES: LaGuna Salada, Dominican Republic
 SCHOOL: Attended Liceo Laguna Salada
 ORIGINAL CLUB: Signed by Padres as non-drafted free agent, 2/7/01
 HOW ACQUIRED BY CUBS: Selected by Cubs in minor league phase of the 2005 Rule 5 Draft

YEAR	TEAM	W-L	ERA	G	GS	CG	SHO	SV	IP	H	R	ER	HR	HB	BB	SO	WP	BK
2001	— Dominican-R	4-3	2.00	13	7	0	0	0	54.0	42	21	12	1	0	15	46	5	0
2002	— Idaho Falls-R	3-2	8.87	22	0	0	0	0	23.1	31	27	23	2	1	23	32	5	0
2003	— Idaho Falls-R	0-2	4.41	24	3	0	0	0	49.0	52	29	24	4	9	24	53	5	1
2004	— Fort Wayne-A	0-1	4.76	4	0	0	0	0	5.2	7	3	3	0	0	4	0	0	0
2005	— Fort Wayne-A	2-2	5.01	41	0	0	0	0	55.2	57	43	31	5	0	27	44	4	0
MINOR LEAGUE TOTALS		9-10	4.46	104	10	0	0	0	187.2	189	123	93	15	10	89	179	19	1

Chris Gaskin — Infielder

FULL NAME: Christopher James Gaskin ... BATS: Right ... THROWS: Right ... HEIGHT: 6-4 ... WEIGHT: 225
 OPENING DAY AGE: 22, turns 23 on June 30
 BORN: 6/30/83 New York, NY ... RESIDENCE: Queens, NY
 SCHOOL: Attended Manhattan College
 HOW ACQUIRED: Selected by Cubs in 23rd round of 2004 draft (scout: Billy Blitzer)

YEAR	TEAM	AVG	G	AB	R	H	2B	3B	HR	RBI	SH	SF	HP	BB	SO	SB	CS	E
2005	— Boise-A	.256	65	246	30	63	15	0	6	39	1	1	9	23	50	4	0	10

Reynaldo Gomez — Outfielder

FULL NAME: Reynaldo Gomez ... BATS: Right ... THROWS: Right ... HEIGHT: 6-3 ... WEIGHT: 170
 OPENING DAY AGE: 18, turns 19 on December 10
 BORN: 12/10/87 in Romana, Dominican Republic ... RESIDENCE: Romana, Dominican Republic
 HOW ACQUIRED: Signed by Cubs as non-drafted free agent 5/23/05

YEAR	TEAM	AVG	G	AB	R	H	2B	3B	HR	RBI	SH	SF	HP	BB	SO	SB	CS	E
2005	— Dominican-R	.243	28	74	7	18	3	0	0	6	1	1	0	7	23	1	1	0

Danny Gonzalez — Infielder

FULL NAME: Daniel Gonzalez ... BATS: Switch ... THROWS: Right ... HEIGHT: 6-0 ... WEIGHT: 190
 OPENING DAY AGE: 24, turns 25 on November 20
 BORN: 11/20/81 in San Juan, Puerto Rico ... RESIDENCE: Trujillo Alto, Puerto Rico
 SCHOOL: Graduated from Florida Air Academy in 2000
 HOW ACQUIRED: Signed by Cubs as non-drafted free agent 12/16/05

YEAR	TEAM	AVG	G	AB	R	H	2B	3B	HR	RBI	SH	SF	HP	BB	SO	SB	CS	E
2001	— Batavia-A	.238	73	281	33	67	9	4	0	20	5	2	3	18	52	1	3	25
2002	— Lakewood-A	.270	131	493	58	133	14	4	4	43	7	3	7	55	88	11	21	24
2003	— Clearwater-A	.271	113	436	62	118	22	5	0	34	7	1	3	49	56	5	2	20
2004	— Reading-AA	.262	134	461	62	121	23	2	4	41	9	2	10	52	95	2	4	29
2005	— Reading-AA	.218	56	179	13	39	5	1	2	16	2	1	3	18	41	0	0	12
	— Lancaster-IND	.275	88	316	46	87	15	0	7	37	12	2	3	46	44	6	3	8
MINOR LEAGUE TOTALS		.261	595	2166	274	565	88	16	17	191	42	11	29	238	376	25	33	118

Marwin Gonzalez — Infielder

FULL NAME: Marwin Javier Gonzalez ... BATS: Switch ... THROWS: Right ... HEIGHT: 6-1 ... WEIGHT: 185
 OPENING DAY AGE: 17
 BORN: 3/14/89 in Pto Ordaz, Venezuela ... RESIDENCE: San Felix, Bolivar, Venezuela
 HOW ACQUIRED: Signed by Cubs as non-drafted free agent 11/23/05

YEAR	TEAM	AVG	G	AB	R	H	2B	3B	HR	RBI	SH	SF	HP	BB	SO	SB	CS	E
Will Make His Debut in 2006																		

Anthony Granato — Infielder

FULL NAME: Anthony Nicholas Granato ... BATS: Switch ... THROWS: Right ... HEIGHT: 6-0 ... WEIGHT: 200
 OPENING DAY AGE: 25
 BORN: 3/18/81 in Toronto, Ontario, Canada ... RESIDENCE: Burlingame, CA
 HOW ACQUIRED: Signed as non-drafted free agent, 6/14/04

YEAR	TEAM	AVG	G	AB	R	H	2B	3B	HR	RBI	SH	SF	HP	BB	SO	SB	CS	E
2004	— Boise-A	.268	29	97	27	26	1	1	3	7	3	0	3	22	30	6	3	0
	— Lansing-A	.269	32	108	18	29	4	1	1	7	0	1	2	15	25	3	1	0
2005	— Peoria-A	.283	75	254	46	72	10	4	4	35	1	3	3	41	55	15	4	12
	— Daytona-A	.226	34	93	14	21	4	0	0	4	1	0	0	20	22	9	3	3
MINOR LEAGUE TOTALS		.268	170	552	105	148	19	6	8	53	5	4	8	98	132	33	11	15

CONSECUTIVE-GAME STREAKS

A consecutive-game playing streak shall be extended if a player plays one-half inning on defense, or if he completes a time at bat by reaching base or being put out. A pinch-running appearance does not extend a streak. If a player is ejected from a game by an umpire before he can comply with the requirements of this rule, his streak shall continue.

A consecutive-game hitting streak shall not be terminated if all a player's plate appearances result in a base on balls, hit batsman, defensive interference or sacrifice bunt. The streak shall end if the player has a sacrifice fly and no hit.

Davy Gregg — Outfielder

FULL NAME: David W. Gregg ... BATS: Left ... THROWS: Right ... HEIGHT: 6-1 ... WEIGHT: 175

OPENING DAY AGE: 22, turns 23 on May 31

BORN: 5/31/83 in Florence, SC ... RESIDENCE: Florence, SC

SCHOOL: Graduated from Wilson High School in 2001 ... graduated from University of South Carolina in 2005

HOW ACQUIRED: Selected by Cubs in 27th round of 2005 draft (scout: Antonio Grissom)

YEAR	TEAM	AVG	G	AB	R	H	2B	3B	HR	RBI	SH	SF	HP	BB	SO	SB	CS	E
2005	— Boise-A	.280	74	300	53	84	9	0	1	19	11	0	2	23	50	36	12	3

**Led League*

Grant Gregg — Pitcher

FULL NAME: Grant Joseph Gregg ... BATS: Left ... THROWS: Left ... HEIGHT: 6-3 ... WEIGHT: 228

OPENING DAY AGE: 25, turns 26 on June 4

BORN: 6/4/80 in Searcy, AR ... RESIDENCE: Fort Collins, CO

SCHOOL: Graduated from Abilene Wylie High School in Abilene, Texas, in 1998 ... attended Texas A&M University

HOW ACQUIRED: Signed by West Tenn (AA), 1/10/06

CAREER HIGHLIGHTS: 2001 — Cape Cod League all-star

YEAR	TEAM	W-L	ERA	G	GS	CG	SHO	SV	IP	H	R	ER	HR	HB	BB	SO	WP	BK
2003	— Chillicothe-IND	0-2	2.45	8	0	0	0	4	7.1	10	2	2	0	1	4	8	0	0
	— Eugene-A	0-0	4.76	15	0	0	0	0	17.0	15	15	9	2	2	6	17	0	0
	— Fort Wayne-A	0-0	0.00	5	0	0	0	0	8.0	4	1	0	0	0	2	5	0	0
2004	— Fort Wayne-A	1-1	5.09	12	0	0	0	0	17.2	22	13	10	2	0	5	16	0	0
	— Mobile-AA	0-0	0.00	1	0	0	0	0	2.1	3	0	0	0	0	0	1	0	0
	— Lake Elsinore-A	1-3	5.15	37	0	0	0	0	43.2	44	31	25	3	0	26	41	1	0
2005	— Chico-IND	12-2	1.97	19	19	6	1	0	137.0	117	40	30	3	8	31	118	6	0
MINOR LEAGUE TOTALS		14-9	2.94	97	19	6	1	4	233.0	215	102	76	10	11	74	206	7	0

Carlos Guerrero — Pitcher

FULL NAME: Carlos Guerrero ... BATS: Left ... THROWS: Left ... HEIGHT: 6-2 ... WEIGHT: 150

OPENING DAY AGE: 19

BORN: 3/8/87 in Romana, Dominican Republic ... RESIDENCE: Higüey, Dominican Republic

HOW ACQUIRED: Signed as non-drafted free agent, 7/14/03

YEAR	TEAM	W-L	ERA	G	GS	CG	SHO	SV	IP	H	R	ER	HR	HB	BB	SO	WP	BK
2004	— Dominican-R	1-1	3.19	13	4	0	0	2	36.2	35	18	13	2	1	9	38	2	0
2005	— Mesa-R	0-0	21.60	4	1	0	0	0	3.1	10	8	8	1	2	6	3	0	0
MINOR LEAGUE TOTALS		1-1	4.73	17	5	0	0	2	40.0	45	26	21	3	3	15	41	2	0

Jose Guevara — Catcher

FULL NAME: Jose Antonio Guevara ... BATS: Right ... THROWS: Right ... HEIGHT: 6-3 ... WEIGHT: 215

OPENING DAY AGE: 18

BORN: 3/17/88 in Anaco, Venezuela ... RESIDENCE: Anaco, Venezuela

HOW ACQUIRED: Signed by Cubs as non-drafted free agent, 10/3/05

YEAR	TEAM	AVG	G	AB	R	H	2B	3B	HR	RBI	SH	SF	HP	BB	SO	SB	CS	E
Will Make His Debut in 2006																		

William Gwaltney — Pitcher

FULL NAME: William Lee Gwaltney ... BATS: Right ... THROWS: Right ... HEIGHT: 6-5 ... WEIGHT: 210

OPENING DAY AGE: 25, turns 26 on May 6

BORN: 5/6/80 in Wiesbaden, Germany ... RESIDENCE: Willow Park, TX

SCHOOL: Attended Louisiana Tech University

ORIGINAL CLUB: Selected by Phillies in 6th round of 2002 draft

HOW ACQUIRED BY CUBS: Signed by Boise (A), 3/27/05

YEAR	TEAM	W-L	ERA	G	GS	CG	SHO	SV	IP	H	R	ER	HR	HB	BB	SO	WP	BK
2002	— Batavia-A	0-2	3.60	7	7	0	0	0	25.0	26	12	10	2	3	6	18	0	0
2003	— Lakewood-A	8-8	3.06	22	22	1	0	0	117.2	92	48	40	5	7	49	72	13	1
	— Phillies-R	0-0	0.00	1	1	0	0	0	2.0	3	2	0	0	0	0	1	0	0
2004	— Clearwater-A	3-10	3.80	20	20	1	0	0	116.0	122	54	49	7	7	39	81	6	0
	— Reading-AA	2-2	7.17	4	4	0	0	0	21.1	24	17	17	4	1	11	17	0	0
2005	— Peoria-A	4-1	2.56	10	10	0	0	0	56.1	45	17	16	1	3	17	50	5	0
	— Daytona-A	2-3	2.63	22	5	0	0	3	51.1	39	22	15	4	4	16	55	3	1
	— West Tenn-AA	0-0	0.00	1	0	0	0	0	1.0	1	0	0	0	0	0	0	0	0
MINOR LEAGUE TOTALS		19-26	3.39	87	69	2	0	3	390.2	352	172	147	23	25	138	294	27	2

Luke Hagerty — Pitcher

FULL NAME: Luke John Hagerty ... BATS: Right ... THROWS: Left ... HEIGHT: 6-7 ... WEIGHT: 255

OPENING DAY AGE: 25

BORN: 4/1/81 in Stebenville, OH ... RESIDENCE: Scottsdale, AZ

SCHOOL: Attended Ball State University

HOW ACQUIRED: Selected by Cubs in 1st round of 2002 draft (scout: Scott May)

YEAR	TEAM	W-L	ERA	G	GS	CG	SHO	SV	IP	H	R	ER	HR	HB	BB	SO	WP	BK
2002	Boise-A	5-3	1.13	10	10	0	0	0	48.0	32	15	6	2	2	15	50	1	0
2003									INJURED — DID NOT PITCH									
2004	Mesa-R	0-1	2.63	4	3	0	0	0	13.2	13	7	4	0	3	5	7	3	0
	Boise-A	0-2	12.00	4	3	0	0	0	9.0	15	13	12	0	1	9	5	0	0
2005	Boise-A	0-1	31.05	14	1	0	0	0	6.2	14	26	23	0	4	30	4	9	0
MINOR LEAGUE TOTALS		5-7	5.24	32	17	0	0	0	77.1	74	61	45	2	10	59	68	13	0

Steven Harris — Outfielder

FULL NAME: Steven Duane Harris ... BATS: Right ... THROWS: Right ... HEIGHT: 6-3 ... WEIGHT: 215

OPENING DAY AGE: 21, turns 22 on September 24

BORN: 9/24/84 in Virginia Beach, VA ... RESIDENCE: Virginia Beach, VA

SCHOOL: Graduated from Kellam High School ... Attended Old Dominion University

HOW ACQUIRED: Signed by Cubs as non-drafted free agent, 7/20/05 (scout: Billy Swope)

YEAR	TEAM	AVG	G	AB	R	H	2B	3B	HR	RBI	SH	SF	HP	BB	SO	SB	CS	E
2005	Mesa-R	.330	22	94	12	31	4	1	0	14	3	0	0	3	16	1	1	1
	Peoria-A	.206	8	34	2	7	3	0	1	5	0	1	0	0	6	3	0	0
MINOR LEAGUE TOTALS		.297	30	128	14	38	7	1	1	19	3	1	0	3	22	4	1	1

Ryan Harvey — Outfielder

FULL NAME: Ryan Michael Harvey ... BATS: Right ... THROWS: Right ... HEIGHT: 6-5 ... WEIGHT: 220

OPENING DAY AGE: 21, turns 22 on August 30

BORN: 8/30/84 in Clearwater, FL ... RESIDENCE: Palm Harbor, FL

SCHOOL: Graduated from Dunedin (FL) High School in 2003

HOW ACQUIRED: Selected by Cubs in 1st round (6th selection) of 2003 draft (scout: Rolando Pino)

CAREER HIGHLIGHTS: **2005** — Selected to the Midwest League all-star team and won the league's home run derby ... Selected by *Baseball America* as the 7th-best prospect in the Midwest League and the 8th-best prospect in the Cubs organization ... **2004** — Selected by *Baseball America* as the 3rd-best prospect in the Cubs minor leagues ... Selected as a Northwest League midseason all-star ... **2003** — Was a first-team all-state selection (Dunedin High School) ... selected as the 3rd-best prospect in the Arizona League by *Baseball America*

YEAR	TEAM	AVG	G	AB	R	H	2B	3B	HR	RBI	SH	SF	HP	BB	SO	SB	CS	E
2003	Mesa-R	.235	14	51	9	12	3	2	1	7	0	0	2	6	21	0	0	0
2004	Mesa-R	.400	2	10	1	4	3	0	0	5	0	0	0	0	4	0	0	0
	Boise-A	.264	58	231	42	61	8	0	14	43	0	3	3	20	78	2	2	0
2005	Peoria-A	.257	117	467	71	120	30	2	*24	100	1	6	9	24	137	8	4	2
MINOR LEAGUE TOTALS		.260	191	759	123	197	44	4	39	155	0	9	14	50	240	10	6	2

*Led League

Valerio Heredia — Infielder

FULL NAME: Valerio Henry Heredia ... BATS: Switch ... THROWS: Right ... HEIGHT: 5-10 ... WEIGHT: 150

OPENING DAY AGE: 18, turns 19 on November 12

BORN: 11/12/87 in Barahona, Dominican Republic ... RESIDENCE: Barahona, Dominican Republic

HOW ACQUIRED: Signed by Cubs as non-drafted free agent, 9/8/04 (scout: Jose Serra)

YEAR	TEAM	AVG	G	AB	R	H	2B	3B	HR	RBI	SH	SF	HP	BB	SO	SB	CS	E
2005	Mesa-R	.230	18	61	7	14	2	1	0	5	3	0	1	3	18	7	3	5

Joel Hernandez — Infielder

FULL NAME: Joel Radhames Hernandez ... BATS: Switch ... THROWS: Right

OPENING DAY AGE: 19, turns 20 on September 18

BORN: 9/18/86 in Santiago, Dominican Republic ... RESIDENCE: Santiago, Dominican Republic

HOW ACQUIRED: Signed by Cubs as non-drafted free agent, 5/23/05

YEAR	TEAM	AVG	G	AB	R	H	2B	3B	HR	RBI	SH	SF	HP	BB	SO	SB	CS	E
2005	Dominican-R	.232	50	125	25	29	4	2	0	4	1	0	0	24	39	5	6	0

Micah Hoffpauir — Infielder

FULL NAME: James Micah Hoffpauir ... BATS: Left ... THROWS: Left ... HEIGHT: 6-3 ... WEIGHT: 195

OPENING DAY AGE: 26

BORN: 3/1/80 in Fort Worth, TX ... RESIDENCE: Jacksonville, TX

SCHOOL: Graduated from Jacksonville (TX) High School in 1998 ... attended Lon Morris College in Jacksonville, TX, and Lamar University

HOW ACQUIRED: Selected by Cubs in 13th round of 2002 draft (scout: Steve Riha)

CAREER HIGHLIGHTS: 2003 — Earned Florida State League midseason all-star honors and was named "Star of Stars" (MVP) of the all-star game ... pitched in 1 game for Daytona (A) ... 2002 — Selected to Northwest League postseason all-star team ... pitched in 1 game for Boise (A) ... named to the American Baseball Coaches Association (ABCA) all-South Region team ... two-time all-Southland Conference selection

YEAR	TEAM	AVG	G	AB	R	H	2B	3B	HR	RBI	SH	SF	HP	BB	SO	SB	CS	E
2002	— Boise-A	.301	60	216	35	65	10	3	10	41	1	1	3	7	35	2	6	8
2003	— Daytona-A	.254	124	477	59	121	33	2	8	58	0	5	7	44	96	2	1	11
2004	— West Tenn-AA	.306	94	340	58	104	20	6	11	75	1	12	1	27	61	1	4	0
	Iowa-AAA	.333	1	3	0	1	1	0	0	1	0	0	0	1	0	0	0	0
2005	— West Tenn-AA	.160	7	25	1	4	0	0	1	2	0	0	0	0	6	0	0	1
	Iowa-AAA	.268	119	392	48	105	14	3	3	47	1	4	3	38	59	2	0	2
MINOR LEAGUE TOTALS		.275	405	1453	201	400	78	14	33	224	3	22	14	117	257	7	11	22

Kyle Holden — Pitcher

FULL NAME: Kyle Garret Holden ... BATS: Right ... THROWS: Right ... HEIGHT: 6-6 ... WEIGHT: 210

OPENING DAY AGE: 22, turns 23 on December 13

BORN: 12/13/83 in Vallejo, CA ... RESIDENCE: Corona, CA

SCHOOL: Attended Cal State San Bernardino

HOW ACQUIRED: Selected by Cubs in 19th round of 2005 draft (scout: Denny Henderson)

YEAR	TEAM	W-L	ERA	G	GS	CG	SHO	SV	IP	H	R	ER	HR	HB	BB	SO	WP	BK
2005	— Boise-A	2-2	7.45	20	1	0	0	0	29.0	48	30	24	2	0	9	19	8	1

Jonathan Hunton — Pitcher

FULL NAME: Jonathan P. Hunton ... BATS: Right ... THROWS: Right ... HEIGHT: 6-9 ... WEIGHT: 230

OPENING DAY AGE: 23, turns 24 on November 30

BORN: 11/30/82 in Plainfield, NJ

SCHOOL: Attended Lamar University

HOW ACQUIRED: Selected by Cubs in 11th round of 2004 draft

YEAR	TEAM	W-L	ERA	G	GS	CG	SHO	SV	IP	H	R	ER	HR	HB	BB	SO	WP	BK
2004	— Boise-A	1-1	4.03	21	0	0	0	2	29.0	26	15	13	1	1	24	34	7	0
2005	— Boise-A	1-3	3.20	19	0	0	0	4	25.1	22	16	9	2	3	15	28	5	0
	Peoria-A	0-2	7.42	25	0	0	0	3	30.1	38	28	25	3	4	17	30	3	2
MINOR LEAGUE TOTALS		2-6	5.00	65	0	0	0	9	84.2	86	59	47	6	8	56	92	15	2

Michael Hyle — Pitcher

FULL NAME: Michael Mcquaid Hyle ... BATS: Right ... THROWS: Right ... HEIGHT: 6-3 ... WEIGHT: 197

OPENING DAY AGE: 24

BORN: 2/20/82 in Knoxville, TN ... RESIDENCE: Marietta, GA

SCHOOL: Attended the University of Georgia

HOW ACQUIRED: Selected by Cubs in 22nd round of 2005 draft (scout: Antonio Grissom)

YEAR	TEAM	W-L	ERA	G	GS	CG	SHO	SV	IP	H	R	ER	HR	HB	BB	SO	WP	BK
2005	— Boise-A	3-5	3.18	15	6	0	0	0	45.1	37	24	16	0	10	20	37	3	0
	Peoria-A	1-0	15.63	4	0	0	0	0	6.1	14	11	11	5	0	3	0	0	0
MINOR LEAGUE TOTALS		4-5	4.70	19	6	0	0	0	51.2	51	35	27	5	10	23	37	3	0

Edilmar Infante — Pitcher

FULL NAME: Edilmar Eduardo Infante ... BATS: Right ... THROWS: Right

OPENING DAY AGE: 18, turns 19 on December 19

BORN: 12/19/87 in El Sombrero, Venezuela ... RESIDENCE: El Sombrero, Venezuela

HOW ACQUIRED: Signed by Cubs as non-drafted free agent, 6/5/05

YEAR	TEAM	W-L	ERA	G	GS	CG	SHO	SV	IP	H	R	ER	HR	HB	BB	SO	WP	BK
2005	— Dominican-R	1-2	2.74	12	2	1	1	0	23.0	22	11	7	1	4	2	10	2	0

Wilson Inoa — Outfielder

FULL NAME: Wilson Inoa (DeJesus) ... BATS: Switch ... THROWS: Right... HEIGHT: 6-3 ... WEIGHT: 175
 OPENING DAY AGE: 19
 BORN: 3/18/87 in Santiago, Dominican Republic ... RESIDENCE: Santiago, Dominican Republic
 HOW ACQUIRED: Signed by Cubs as non-drafted free agent, 8/5/04

YEAR	TEAM	AVG	G	AB	R	H	2B	3B	HR	RBI	SH	SF	HP	BB	SO	SB	CS	E
2005	—	INJURED — DID NOT PLAY																

Brett Jackson — Pitcher

FULL NAME: Brett Joseph Jackson ... BATS: Right ... THROWS: Right ... HEIGHT: 6-3 ... WEIGHT: 200
 OPENING DAY AGE: 21, turns 22 on September 28
 BORN: 9/28/84 in Athens, GA ... RESIDENCE: Turlock, CA
 SCHOOL: Graduated from Turlock High School in 2003 ... Attended Modesto Junior College
 HOW ACQUIRED: Selected by Cubs in 13th round of 2005 draft

YEAR	TEAM	W-L	ERA	G	GS	CG	SHO	SV	IP	H	R	ER	HR	HB	BB	SO	WP	BK
2005	Mesa-R	1-0	5.91	4	1	0	0	0	10.2	11	7	7	0	0	6	9	3	2

Nic Jackson — Outfielder

FULL NAME: Nicolas Aloured Jackson ... BATS: Left ... THROWS: Right ... HEIGHT: 6-3 ... WEIGHT: 205
 OPENING DAY AGE: 26, turns 27 on September 25
 BORN: 9/25/79 in Richmond, VA ... RESIDENCE: Richmond, VA
 SCHOOL: Graduated from Collegiate School in Richmond, VA, in 1997 ... Attended the University of Richmond
 HOW ACQUIRED: Selected by Cubs in 3rd round of 2000 draft (scout: Billy Swoope)

CAREER HIGHLIGHTS: 2001 — Was a *Baseball America* all-star team selection ... was a midseason and postseason Florida State League all-star after leading the league in hits and total bases

YEAR	TEAM	AVG	G	AB	R	H	2B	3B	HR	RBI	SH	SF	HP	BB	SO	SB	CS	E
2000	Eugene-A	.255	74	294	39	75	12	*7	6	47	0	1	1	22	64	25	3	5
2001	Daytona-A	.296	131	503	87	*149	30	6	19	85	0	5	10	39	96	24	10	5
2002	West Tenn-AA	.290	32	131	18	38	9	1	3	20	0	1	2	6	23	8	2	2
2003	Iowa-AAA	.253	125	458	56	116	19	4	11	44	3	2	7	35	102	17	9	2
2004	Iowa-AAA	.500	1	4	1	2	0	2	0	1	0	0	0	0	0	0	0	2
	Daytona-A	.340	13	47	8	16	4	1	1	9	0	1	1	6	13	1	0	0
2005	—	INJURED — DID NOT PLAY																
MINOR LEAGUE TOTALS		.276	376	1437	209	396	74	21	40	206	3	10	21	108	298	75	24	16

*Led League

Carlos Jan — Pitcher

FULL NAME: Carlos A. Jan ... BATS: Left ... THROWS: Left ... HEIGHT: 5-11 ... WEIGHT: 165
 OPENING DAY AGE: 26, turns 27 on November 3
 BORN: 11/3/79 in Hato Mayor, Dominican Republic ... RESIDENCE: San Pedro de Macoris, Dominican Republic
 ORIGINAL CLUB: Signed by Angels as non-drafted free agent, 12/22/00
 HOW ACQUIRED BY CUBS: Selected by Cubs in minor league phase of 2005 Rule 5 Draft

YEAR	TEAM	W-L	ERA	G	GS	CG	SHO	SV	IP	H	R	ER	HR	HB	BB	SO	WP	BK
2003	Dominican-R	3-1	1.06	6	6	0	0	0	42.1	21	7	5	0	1	18	59	6	1
2004	Dominican-R	INJURED — DID NOT PITCH																
2005	Delmarva-A	1-2	4.37	28	0	0	0	1	47.1	36	27	23	2	2	30	55	4	2
	Frederick-A	5-2	3.78	16	11	0	0	0	66.2	53	33	28	8	3	45	61	5	1
MINOR LEAGUE TOTALS		9-5	3.22	50	17	0	0	1	156.1	110	67	56	10	6	93	175	15	4

Henry Jimenez — Outfielder

FULL NAME: Henry Jimenez ... BATS: Right ... THROWS: Right
 OPENING DAY AGE: 21, turns 22 on December 27
 BORN: 12/27/84 in Romana, Dominican Republic ... RESIDENCE: San Pedro de Macoris, Dominican Republic
 HOW ACQUIRED: Signed by Cubs as non-drafted free agent, 8/31/05

YEAR	TEAM	AVG	G	AB	R	H	2B	3B	HR	RBI	SH	SF	HP	BB	SO	SB	CS	E
		Will Make His Debut in 2006																

Grant Johnson — Pitcher

FULL NAME: Grant W. Johnson ... BATS: Right ... THROWS: Right ... HEIGHT: 6-6 ... WEIGHT: 220
 OPENING DAY AGE: 22, turns 23 on May 26
 BORN: 5/26/83 in Hinsdale, IL ... RESIDENCE: Darien, IL
 SCHOOL: Attended Notre Dame University

HOW ACQUIRED: Selected by Cubs in 2nd round of 2004 draft

CAREER HIGHLIGHTS: 2004 — Selected by *Baseball America* as the 9th-best prospect in the Cubs minor league system

YEAR	TEAM	W-L	ERA	G	GS	CG	SHO	SV	IP	H	R	ER	HR	HB	BB	SO	WP	BK
2004	—								DID NOT PITCH									
2005	— Peoria-A	3-8	3.82	14	14	1	0	0	73.0	65	45	31	7	3	26	52	6	0

J.J. Johnson — Outfielder

FULL NAME: Jonathan Jermaine Johnson ... BATS: Right ... THROWS: Right ... HEIGHT: 6-2 ... WEIGHT: 215
 OPENING DAY AGE: 24, turns 25 on November 3

BORN: 11/3/81 in Augusta, GA ... RESIDENCE: Appling, GA

SCHOOL: Graduated from Greenbrier High School in Appling, GA, in 2000

HOW ACQUIRED: Selected by Cubs in 6th round of 2000 draft (scout: Sam Hughes)

CAREER HIGHLIGHTS: 2002 — Selected to Midwest League midseason all-star team ... 2001 — Selected by *Baseball America* as the top prospect in the Northwest League and to its short-season all-star team ... named the *Topps* Northwest League Player of the Year ... selected to the league's postseason all-star squad ... 2000 — Selected by *Baseball America* as the 5th-best prospect in the Arizona League

YEAR	TEAM	AVG	G	AB	R	H	2B	3B	HR	RBI	SH	SF	HP	BB	SO	SB	CS	E
2000	— Mesa-R	.316	44	177	27	56	9	4	3	43	0	3	0	12	19	3	2	18
2001	— Boise-A	.317	70	287	55	91	15	5	7	*61	0	*7	4	20	50	18	4	2
2002	— Lansing-A	.240	112	420	58	101	25	2	2	56	2	5	5	38	89	7	7	5
2003	— Lansing-A	.241	104	361	40	87	10	2	3	41	0	2	1	33	55	6	2	11
2004	— Daytona-A	.282	108	387	41	109	16	5	6	62	2	3	1	27	79	9	2	0
2005	— Daytona-A	.261	121	417	52	109	29	5	10	50	2	2	3	24	77	12	5	7
MINOR LEAGUE TOTALS		.270	559	2049	273	553	104	23	31	313	6	22	14	154	369	55	22	43

*Led League

Dylan Johnston — Infielder

FULL NAME: Dylan J. Johnston ... BATS: Left ... THROWS: Right ... HEIGHT: 6-0 ... WEIGHT: 180
 OPENING DAY AGE: 19

BORN: 3/25/87 in Chandler, AZ ... RESIDENCE: Chandler, AZ

SCHOOL: Graduated from Hamilton High School in Chandler, AZ in 2005

HOW ACQUIRED: Selected by Cubs in 4th round of 2005 draft (scout: Steve McFarland)

YEAR	TEAM	AVG	G	AB	R	H	2B	3B	HR	RBI	SH	SF	HP	BB	SO	SB	CS	E
2005	— Mesa-R	.182	13	44	4	8	2	0	0	5	0	0	0	6	24	0	3	5

Mike Jones — Pitcher

FULL NAME: Michael David Jones ... BATS: Right ... THROWS: Right ... HEIGHT: 6-0 ... WEIGHT: 190
 OPENING DAY AGE: 24

BORN: 3/12/82 in Kosciuski, MS ... RESIDENCE: McCool, MS

SCHOOL: Graduated from Weir High School in 2000 ... Graduated from the University of New Orleans in 2004

HOW ACQUIRED: Signed by Cubs as non-drafted free agent, 6/16/05 (scout: Randy Bush)

YEAR	TEAM	W-L	ERA	G	GS	CG	SHO	SV	IP	H	R	ER	HR	HB	BB	SO	WP	BK
2005	— Boise-A	0-1	0.00	1	0	0	0	0	2.0	3	2	0	0	0	1	2	0	0
	— Peoria-A	2-3	9.11	18	0	0	0	0	26.2	48	29	27	1	0	10	19	5	0
MINOR LEAGUE TOTALS		2-4	8.48	19	0	0	0	1	28.2	51	31	27	1	0	11	21	5	0

Rafael Jose — Infielder

FULL NAME: Rafael Jose ... BATS: Right ... THROWS: Right
 OPENING DAY AGE: 18

BORN: 1/10/88 in Romana, Dominican Republic ... RESIDENCE: Santo Domingo, Dominican Republic

HOW ACQUIRED: Signed by Cubs as non-drafted free agent, 8/6/04

YEAR	TEAM	AVG	G	AB	R	H	2B	3B	HR	RBI	SH	SF	HP	BB	SO	SB	CS	E
2005	— Dominican-R	.259	40	135	21	35	4	1	1	8	1	1	3	10	31	3	5	0

Alfred Joseph — Outfielder

FULL NAME: Alfred A. Joseph ... BATS: Right ... THROWS: Right ... HEIGHT: 5-11 ... WEIGHT: 197

OPENING DAY AGE: 19, turns 20 on June 25

BORN: 6/25/86 in Hagerstown, MD ... RESIDENCE: Corpus Christi, TX

SCHOOL: Graduated from Foy H. Moody High School

HOW ACQUIRED: Selected by Cubs in 15th round of 2004 draft (scout: Steve Riha)

CAREER HIGHLIGHTS: 2005 - Pitched in one game for Mesa (R), allowing 2 unearned runs in 0.1 innings

YEAR	TEAM	AVG	G	AB	R	H	2B	3B	HR	RBI	SH	SF	HP	BB	SO	SB	CS	E
2004	Mesa-R	.268	44	142	17	38	2	2	0	20	4	2	4	11	37	5	7	2
2005	Boise-A	.271	16	59	7	16	5	0	0	9	2	0	1	4	15	2	1	1
	Peoria-A	.296	7	27	2	8	1	0	0	2	0	0	1	2	4	0	1	0
MINOR LEAGUE TOTALS		.272	67	228	26	62	8	2	0	31	6	2	6	17	56	7	9	3

Scott Koerber — Pitcher

FULL NAME: Scott D. Koerber ... BATS: Right ... THROWS: Left ... HEIGHT: 6-4 ... WEIGHT: 215

OPENING DAY AGE: 23, turns 24 on September 30

BORN: 9/30/82 in Trenton, ML... RESIDENCE: Harper Woods, MI

HOW ACQUIRED: Signed by Cubs as a non-drafted free agent, 6/9/04

YEAR	TEAM	W-L	ERA	G	GS	CG	SHO	SV	IP	H	R	ER	HR	HB	BB	SO	WP	BK
2004	Mesa-R	1-2	5.14	15	0	0	0	0	28.0	35	19	16	1	2	18	23	4	0
2005	Boise-A	1-1	3.67	23	0	0	0	1	34.1	35	15	14	2	2	20	23	0	1
MINOR LEAGUE TOTALS		2-3	4.33	38	0	0	0	1	62.1	70	34	30	3	4	38	46	4	1

Casey Kopitzke — Catcher

FULL NAME: Casey Ryan Kopitzke ... BATS: Right ... THROWS: Right ... HEIGHT: 6-2 ... WEIGHT: 210

OPENING DAY AGE: 27, turns 28 on May 31

BORN: 5/31/78 in Green Bay, WI ... RESIDENCE: Green Bay, WI

SCHOOL: Graduated from East DePere (WI) High School in 1996 ... attended the University of Wisconsin-Oshkosh

HOW ACQUIRED: Selected by Cubs in 27th round of 1999 draft (scout: Mark Servais)

YEAR	TEAM	AVG	G	AB	R	H	2B	3B	HR	RBI	SH	SF	HP	BB	SO	SB	CS	E
1999	Eugene-A	.209	37	110	19	23	3	0	0	12	0	2	4	15	25	3	3	4
2000	Lansing-A	.224	68	201	18	45	10	0	1	22	3	3	3	18	28	1	1	5
2001	Daytona-A	.240	38	96	15	23	1	0	0	8	3	1	6	11	17	0	2	5
	Iowa-AAA	.200	4	5	1	1	0	0	0	2	0	0	0	1	0	0	0	0
2002	West Tenn-AA	.221	76	244	16	54	6	0	0	20	5	5	5	13	34	2	3	4
2003	West Tenn-AA	.261	106	318	27	83	10	1	0	25	4	1	7	29	45	3	5	6
2004	Iowa-AAA	.215	81	251	19	54	10	0	1	17	4	2	3	12	38	1	1	6
2005	West Tenn-AA	.220	55	177	12	39	3	1	0	10	2	1	1	13	28	1	1	1
MINOR LEAGUE TOTALS		.230	465	1402	127	322	43	2	2	116	21	15	29	111	216	11	16	31

Aaron Krawiec — Pitcher

FULL NAME: Aaron Patrick Krawiec (KRAH-wik) ... BATS: Left ... THROWS: Left ... HEIGHT: 6-6 ... WEIGHT: 225

OPENING DAY AGE: 27

BORN: 3/17/79 in Buffalo, NY ... RESIDENCE: Hamburg, NY

SCHOOL: Graduated from St. Francis High School in Arthal Springs, NY, in 1997 ... Received a bachelor's degree in accounting from Villanova University in 2001

HOW ACQUIRED: Selected by Cubs in 3rd round of 2000 draft (scout: Billy Blitzer)

CAREER HIGHLIGHTS: 2001 - Named to Midwest League midseason all-star team ... 2000 - Was a second-team all-Big East Conference selection ... selected by *Baseball America* as the 4th-best prospect in the Northwest League

YEAR	TEAM	W-L	ERA	G	GS	CG	SHO	SV	IP	H	R	ER	HR	HB	BB	SO	WP	BK
2000	Eugene-A	6-4	2.54	14	14	0	0	0	78.0	59	28	22	4	4	26	99	1	2
2001	Lansing-A	7-11	4.58	27	26	1	0	0	153.1	*183	108	78	15	13	51	170	7	3
2002	Daytona-A	7-10	4.09	28	+28	0	0	0	169.1	159	89	77	8	13	48	128	7	2
2003	West Tenn-AA	3-4	3.25	8	8	0	0	0	44.1	50	19	16	6	4	9	24	2	0
2004	Mesa-R	0-1	2.57	4	3	0	0	0	14.0	16	8	4	0	0	2	6	0	0
	Boise-A	0-1	4.22	3	2	0	0	0	10.2	16	6	5	1	0	0	8	1	0
2005	Mesa-R	0-0	8.10	2	0	0	0	0	3.1	5	3	3	0	0	1	1	0	0
MINOR LEAGUE TOTALS		23-31	3.90	86	81	1	0	0	473.0	488	261	205	34	34	137	436	18	7

*Led League ... +Tied for League Lead

Juniol Lami — Infielder

FULL NAME: Juniol Lami ... BATS: Left ... THROWS: Right ... HEIGHT: 6-1 ... WEIGHT: 165

OPENING DAY AGE: 18

BORN: 1/1/88 in San Pedro de Macoris, Dominican Republic ... RESIDENCE: San Pedro de Macoris, Dominican Republic

HOW ACQUIRED: Signed by Cubs as non-drafted agent, 12/15/04

YEAR	TEAM	AVG	G	AB	R	H	2B	3B	HR	RBI	SH	SF	HP	BB	SO	SB	CS	E
2005	Dominican-R	.191	54	136	21	26	5	3	0	17	2	0	3	15	56	4	3	0

Elvis Lara — Infielder

FULL NAME: Elvis Wilson Lara ... BATS: Right ... THROWS: Right ... HEIGHT: 6-5 ... WEIGHT: 230

OPENING DAY AGE: 19, turns 20 on November 19

BORN: 11/19/86 in Santo Domingo, Dominican Republic ... RESIDENCE: Santo Domingo, Dominican Republic

HOW ACQUIRED: Signed by Cubs as non-drafted free agent 1/6/06

YEAR	TEAM	AVG	G	AB	R	H	2B	3B	HR	RBI	SH	SF	HP	BB	SO	SB	CS	E
Will Make His Debut in 2006																		

Timothy Layden — Pitcher

FULL NAME: Timothy J. Layden ... BATS: Left ... THROWS: Left ... HEIGHT: 6-2 ... WEIGHT: 180

OPENING DAY AGE: 23, turns 24 on December 22

BORN: 12/22/82 in Englewood, NJ ... RESIDES: Deer Park, NY

SCHOOL: Attended Duke University

HOW ACQUIRED: Selected by Cubs in 6th round of 2004 draft

YEAR	TEAM	W-L	ERA	G	GS	CG	SHO	SV	IP	H	R	ER	HR	HB	BB	SO	WP	BK
2004	Mesa-R	1-1	2.62	12	9	0	0	0	44.2	42	19	13	0	4	26	28	3	0
2005	Peoria-A	4-4	4.62	38	0	0	0	4	50.2	43	30	26	2	6	22	53	13	0
	Daytona-A	1-0	1.35	3	0	0	0	0	6.2	5	1	1	1	0	1	4	1	0
MINOR LEAGUE TOTALS		6-5	3.53	53	9	0	0	4	102.0	90	50	40	3	10	49	85	17	0

David Lee — Pitcher

FULL NAME: David Emmer Lee Jr. ... BATS: Right ... THROWS: Right ... HEIGHT: 6-1 ... WEIGHT: 200

OPENING DAY AGE: 33

BORN: 3/12/73 in Pittsburgh, PA ... RESIDES: Jefferson Hills, PA

SCHOOL: Graduated from Langley High School (PA) in 1991 ... Attended Mercyhurst College (PA)

HOW ACQUIRED BY CUBS: Signed by Iowa (AAA), 12/15/05

ORIGINAL CLUB: Selected by Colorado in 23rd round of 1995 draft

YEAR	TEAM	W-L	ERA	G	GS	CG	SHO	SV	IP	H	R	ER	HR	HB	BB	SO	WP	BK
1995		DID NOT PITCH																
1996	Portland-A	5-1	0.78	17	0	0	0	7	23.0	13	3	2	0	3	16	24	1	0
	Salem-A	0-2	2.25	8	0	0	0	1	12.0	14	6	3	1	2	6	10	2	0
1997	Asheville-A	4-8	4.08	51	0	0	0	22	53.0	61	30	24	5	1	23	59	4	0
1998	Salem-A	3-5	3.77	54	0	0	0	25	57.1	57	26	24	2	3	15	54	3	1
1999	Carolina-AA	0-0	1.04	16	0	0	0	10	17.1	8	3	2	1	1	3	16	0	0
	Colorado	3-2	3.67	36	0	0	0	0	49.0	43	21	20	4	4	29	38	3	1
	Colorado Springs-AAA	0-0	0.00	6	0	0	0	3	5.2	0	0	0	0	0	1	7	2	0
2000	Colorado	0-0	11.12	7	0	0	0	1	5.2	10	9	7	3	1	6	6	0	0
	Colorado Springs-AAA	2-3	5.96	47	0	0	0	12	48.1	50	38	32	9	2	28	44	1	1
2001	Portland-AAA	1-0	0.75	9	0	0	0	1	12.0	5	1	1	0	0	5	14	1	0
	San Diego	1-0	3.70	41	0	0	0	0	48.2	52	20	20	6	6	27	42	1	1
	Mobile-AA	0-0	0.00	2	0	0	0	0	2.0	2	0	0	0	0	0	3	1	0
2002	Edmonton	9-1	4.59	51	0	0	0	5	64.2	80	44	33	5	2	31	70	5	0
2003	Las Vegas-AAA	3-2	3.13	56	0	0	0	9	60.1	47	22	21	4	2	36	61	0	1
	Cleveland	1-0	4.70	8	0	0	0	0	7.2	4	4	4	1	0	6	7	1	0
2004	Buffalo-AAA	2-4	4.88	51	0	0	0	9	66.1	63	37	36	6	5	35	55	2	0
	Cleveland	0-0	10.38	4	0	0	0	0	4.1	8	7	5	0	0	4	4	1	0
2005	Norfolk-AAA	2-2	3.09	28	0	0	0	14	35.0	32	13	12	4	7	13	25	1	0
	Fresno-AAA	0-2	9.58	8	0	0	0	3	10.1	16	14	11	3	2	4	7	1	0
	Memphis-AAA	0-1	23.14	4	0	0	0	1	2.1	7	6	6	0	0	3	1	0	0
MAJOR LEAGUE TOTALS		5-2	4.37	96	0	0	0	1	115.1	117	61	56	14	11	72	97	6	2
MINOR LEAGUE TOTALS		31-31	3.97	408	0	0	0	109	469.2	455	243	207	14	30	219	450	24	3

PUTTING ON THE HITS

In 2003, the Cubs recorded 20 hits July 20 at Florida and 21 on July 21 at Atlanta — marking the first time since the advent of divisional play that the club had back-to-back 20-hit efforts.

D.J. Lewis — Outfielder

FULL NAME: Deryck A. Lewis ... BATS: Right ... THROWS: Right ... HEIGHT: 6-0 ... WEIGHT: 210
 OPENING DAY AGE: 20, turns 21 on August 25
 BORN: 8/25/85 in Los Angeles, CA ... RESIDENCE: North Hollywood, CA
 SCHOOL: Graduated from San Fernando High School in 2003 ... attended L.A. Valley College
 HOW ACQUIRED: Selected by Cubs in 25th round of 2005 draft (scout: Steve Fuller)
 CAREER HIGHLIGHTS: 2005 — Was 6th in the Arizona League with a .322 batting average

YEAR	TEAM	AVG	G	AB	R	H	2B	3B	HR	RBI	SH	SF	HP	BB	SO	SB	CS	E
2005	Mesa-R	.322	45	174	37	56	14	5	0	27	1	4	2	17	23	3	3	0

Richard Lewis — Infielder

FULL NAME: Richard Hammond Lewis III ... BATS: Right ... THROWS: Right ... HEIGHT: 6-1 ... WEIGHT: 195
 OPENING DAY AGE: 25, turns 26 on June 29
 BORN: 6/29/80 in Marietta, GA ... RESIDENCE: Marietta, GA
 SCHOOL: Graduated from Pope High School in Marietta, GA ... attended Georgia Tech
 ORIGINAL CLUB: Selected by Atlanta in 1st round (40th overall) of 2001 draft
 HOW ACQUIRED BY CUBS: Traded from Atlanta 3/25 with P Andy Pratt for P Juan Cruz and P Steve Smyth

YEAR	TEAM	AVG	G	AB	R	H	2B	3B	HR	RBI	SH	SF	HP	BB	SO	SB	CS	E
2001	Jamestown-A	.242	71	285	37	69	7	1	4	27	3	3	4	20	50	16	4	7
2002	Myrtle Beach-A	.279	130	484	82	135	23	4	2	51	4	5	8	55	80	31	10	8
2003	Greenville-AA	.239	129	460	59	110	23	3	6	47	3	6	2	44	101	19	9	11
2004	West Tenn-AA	.329	99	380	68	125	27	10	10	59	0	4	4	37	94	7	6	2
	Iowa-AAA	.239	31	117	13	28	8	1	3	11	0	1	2	4	21	4	0	3
2005	Iowa-A	.217	87	263	28	57	10	3	2	23	2	0	4	18	64	4	2	3
	Daytona-A	.182	3	11	1	2	1	1	0	0	0	0	0	2	6	0	0	0
	West Tenn-AA	.246	28	69	8	17	1	1	1	7	0	0	1	13	18	2	1	2
MINOR LEAGUE TOTALS		.262	578	2069	296	543	100	24	28	225	12	19	25	193	434	83	32	36

Victor Liriano — Outfielder

FULL NAME: Victor Liriano ... BATS: Left ... THROWS: Left ... HEIGHT: 6-0 ... WEIGHT: 200
 OPENING DAY AGE: 21, turns 22 on May 19
 BORN: 5/19/84 in New York, NY ... RESIDENCE: New York, NY
 HOW ACQUIRED: Signed as non-drafted free agent 6/9/05

YEAR	TEAM	AVG	G	AB	R	H	2B	3B	HR	RBI	SH	SF	HP	BB	SO	SB	CS	E
2005	Mesa-R	.417	3	12	2	5	1	1	0	1	0	0	0	1	4	0	0	0

Enrique Lujan — Catcher

FULL NAME: Enrique Lujan ... BATS: Right ... THROWS: Right ... HEIGHT: 6-3 ... WEIGHT: 220
 OPENING DAY AGE: 21
 BORN: 2/14/85 in Saltillo, Mexico ... RESIDENCE: Saltillo, Mexico
 HOW ACQUIRED: Signed by Cubs as free agent, 5/29/05

YEAR	TEAM	AVG	G	AB	R	H	2B	3B	HR	RBI	SH	SF	HP	BB	SO	SB	CS	E
2005	Tijuana-AAA	.206	19	34	3	7	2	0	2	5	0	0	0	2	12	0	0	0

Alessandro Maestri — Pitcher

FULL NAME: Alessandro Maestri ... BATS: Right ... THROWS: Right
 OPENING DAY AGE: 20, turns 21 on June 1
 BORN: 6/1/85 in Cesena, Italy ... RESIDENCE: Viserba, Italy
 HOW ACQUIRED: Signed by Cubs as non-drafted free agent, 1/6/06

YEAR	TEAM	W-L	ERA	G	GS	CG	SHO	SV	IP	H	R	ER	HR	HB	BB	SO	WP	BK
Will Make His Debut in 2006																		

HOOTON HOLLERIN'

The only Cubs draft selection to make his professional debut with the major league club was Burt Hooton — the club's 1st-round pick (and second overall selection) in the secondary phase of the June 1971 draft. Hooton made his debut on June 17, 1971, vs. Steve Carlton and the St. Louis Cardinals (and did not figure in the decision in the Cubs' 7-6 win) before being sent to the minors.

Dary Maria — Pitcher

FULL NAME: Dary R. Maria ... BATS: Right ... THROWS: Right ... HEIGHT: 6-2 ... WEIGHT: 170
 OPENING DAY AGE: 19, turns 20 on June 29
 BORN: 6/29/86 in Santiago, Dominican Republic ... RESIDENCE: Santiago, Dominican Republic
 HOW ACQUIRED: Signed as non-drafted free agent by Cubs, 6/3/03 (scout: Jose Serra)

YEAR	TEAM	W-L	ERA	G	GS	CG	SHO	SV	IP	H	R	ER	HR	HB	BB	SO	WP	BK
2003	— Dominican-R	2-2	4.32	11	6	0	0	0	33.1	31	20	16	0	5	8	16	3	0
2004	— Dominican-R	0-5	6.11	13	4	0	0	1	28.0	36	27	19	1	2	16	34	3	0
2005	— Dominican-R	6-3	3.07	13	12	0	0	0	58.2	60	28	20	1	3	10	58	14	1
MINOR LEAGUE TOTALS		8-10	4.13	37	22	0	0	1	120.0	127	75	55	2	10	44	108	20	1

Jake Marsello — Pitcher

FULL NAME: Jake A. Marsello ... BATS: Right ... THROWS: Right ... HEIGHT: 6-2 ... WEIGHT: 210
 OPENING DAY AGE: 23, turns 24 on December 17
 BORN: 12/17/82 in Lynn, MA ... RESIDES: Lynn, MA
 SCHOOL: Attended Boston College
 HOW ACQUIRED: Selected by Cubs in 18th round of 2004 draft

YEAR	TEAM	W-L	ERA	G	GS	CG	SHO	SV	IP	H	R	ER	HR	HB	BB	SO	WP	BK	
2004	— Mesa-R	0-0	0.00	3	0	0	0	0	6.0	3	2	0	0	1	2	7	0	0	
2005	—	INJURED-DID NOT PITCH																	
MINOR LEAGUE TOTALS		0-0	0.00	3	0	0	0	0	6.0	3	2	0	0	1	2	7	0	0	

Sam Marsonек — Pitcher

FULL NAME: Samuel R. Marsonек ... BATS: Right ... THROWS: Right ... HEIGHT: 6-6 ... WEIGHT: 225
 OPENING DAY AGE: 27, turns 28 on July 10
 BORN: 7/10/78 in Tampa, FL ... RESIDENCE: Tampa, FL
 ORIGINAL CLUB: Selected by Texas in 1st round (24th overall) of 1996 draft
 HOW ACQUIRED: Signed by Iowa (AAA), 1/20/06

CAREER HIGHLIGHTS: 2004 — Was an International League all-star ... 2003 — Was an International League all-star

YEAR	TEAM	W-L	ERA	G	GS	CG	SHO	SV	IP	H	R	ER	HR	HB	BB	SO	WP	BK
1997	— Charlotte-A	0-2	7.56	2	2	0	0	0	8.1	14	10	7	3	1	2	7	3	0
	— Pulaski-R	7-3	5.02	12	11	0	0	0	71.2	90	57	40	4	3	20	65	13	3
1998	— Savannah-A	0-0	3.86	2	2	0	0	0	7.0	7	7	3	0	3	3	4	1	0
	— Rangers-R	0-0	0.00	2	2	0	0	0	4.2	2	1	0	0	1	0	2	0	0
1999	— Charlotte-A	3-9	5.54	15	15	2	0	0	91.0	111	69	56	8	14	27	61	4	1
2000	— Greensboro-A	6-7	4.25	18	18	1	0	0	114.1	114	64	54	8	23	51	78	15	2
2001	— Tampa-A	8-8	3.51	24	23	*5	*2	0	138.1	128	67	54	6	21	39	120	12	1
2002	— Norwich-AA	5-8	5.01	19	13	1	0	0	100.2	111	68	56	6	12	34	75	6	1
2003	— Columbus-AAA	4-4	4.84	54	2	0	0	18	83.2	84	52	45	9	8	31	57	3	0
2004	— Columbus-AAA	1-5	3.15	35	0	0	0	17	40.0	36	20	14	5	3	12	28	3	0
	— New York (AL)	0-0	0.00	1	0	0	0	0	1.1	2	0	0	0	0	0	0	0	0
	— Yankees-R	0-0	3.00	2	1	0	0	1	3.0	2	1	1	1	0	0	3	0	0
	— Tampa-A	0-0	0.00	3	0	0	0	0	4.0	3	0	0	0	0	0	3	0	0
2005	— Columbus-AAA	3-7	6.61	49	3	0	0	7	77.2	93	63	57	8	13	35	61	8	0
MAJOR LEAGUE TOTALS		0-0	0.00	1	0	0	0	0	1.1	2	0	0	0	0	0	0	0	0
MINOR LEAGUE TOTALS		37-53	4.68	237	92	9	2	43	744.1	795	479	387	58	102	254	564	68	8

*Led League

Jose Martinez — Pitcher

FULL NAME: Jose Antonio Martinez (Bustamante) ... BATS: Left ... THROWS: Right ... HEIGHT: 6-5 ... WEIGHT: 190
 OPENING DAY AGE: 21, turns 22 on October 8
 BORN: 10/8/84 in Higuero, Miranda, Venezuela ... RESIDENCE: Higuero, Miranda, Venezuela
 HOW ACQUIRED: Signed as non-drafted free agent by Cubs, 7/2/01
 CAREER HIGHLIGHTS: 2004 — Appeared in 3 games for Mesa (R) at shortstop

YEAR	TEAM	W-L	ERA	G	GS	CG	SHO	SV	IP	H	R	ER	HR	HB	BB	SO	WP	BK	
2002	— Mesa-R	1-0	2.84	3	0	0	0	0	6.1	4	2	2	0	0	1	4	1	2	
2003	— Mesa-R	INJURED — DID NOT PITCH																	
2004	— Mesa-R	DID NOT PITCH																	
2005	— Dominican-R	0-1	8.18	9	0	0	0	0	11.0	13	13	10	0	4	8	12	5	1	
MINOR LEAGUE TOTALS		1-1	6.23	12	0	0	0	0	17.1	17	15	12	0	4	9	16	6	3	

J.R. Mathes — Pitcher

FULL NAME: Alfred G. Mathes (J.R.) ... BATS: Left ... THROWS: Left ... HEIGHT: 6-3 ... WEIGHT: 205
 OPENING DAY AGE: 24, turns 25 on November 9
 BORN: 11/9/81 in Granger, IN ... RESIDENCE: Granger, IN
 HOW ACQUIRED: Selected by Cubs in 16th round of 2004 draft

YEAR	TEAM	W-L	ERA	G	GS	CG	SHO	SV	IP	H	R	ER	HR	HB	BB	SO	WP	BK
2004	Mesa-R	1-0	5.06	3	0	0	0	0	5.1	9	5	3	0	0	1	9	0	0
	Boise-A	3-0	3.50	12	8	0	0	0	54.0	50	25	21	4	2	10	51	2	0
2005	Daytona-A	11-8	4.49	24	24	1	0	0	132.1	161	77	66	9	5	37	97	5	1
MINOR LEAGUE TOTALS		15-8	4.23	39	32	1	0	0	191.2	220	107	90	13	7	48	157	7	1

Jose Mejia — Pitcher

FULL NAME: Jose Mejia ... BATS: Right ... THROWS: Right ... HEIGHT: 6-2 ... WEIGHT: 170
 OPENING DAY AGE: 20, turns 21 on December 13
 BORN: 12/13/85 in Baní, Dominican Republic ... RESIDES: Bani, Dominican Republic
 HOW ACQUIRED: Signed by Cubs as non-drafted free agent, 9/24/03

YEAR	TEAM	W-L	ERA	G	GS	CG	SHO	SV	IP	H	R	ER	HR	HB	BB	SO	WP	BK
2004	Dominican-R	0-2	4.20	15	2	0	0	0	30.0	45	27	14	2	7	8	23	5	0
2005	Dominican-R	4-4	5.46	24	0	0	0	4	31.1	33	25	19	2	3	9	21	3	0
MINOR LEAGUE TOTALS		4-6	4.84	39	2	0	0	4	61.1	78	52	33	4	10	17	44	8	0

Adalberto Mendez — Pitcher

FULL NAME: Adalberto Mendez ... BATS: Right ... THROWS: Right ... HEIGHT: 6-2 ... WEIGHT: 170
 OPENING DAY AGE: 24
 BORN: 3/22/82 in Santo Domingo, Dominican Republic ... RESIDENCE: Azua, Dominican Republic
 HOW ACQUIRED: Signed as non-drafted free agent by Cubs, 7/3/01 (scout: Jose Serra)

CAREER HIGHLIGHTS: 2004 — Selected as a Midwest League Midseason all-star ... 2002 — Spent part of the season as an infielder before being converted into a pitcher

YEAR	TEAM	W-L	ERA	G	GS	CG	SHO	SV	IP	H	R	ER	HR	HB	BB	SO	WP	BK
2003	Boise-A	0-4	4.09	15	5	0	0	7	33.0	29	18	15	4	3	15	33	3	2
	Lansing-A	0-0	4.38	9	1	0	0	0	12.1	15	9	6	1	0	6	11	0	0
2004	Lansing-A	5-7	4.62	56	0	0	0	20	64.1	63	37	33	7	5	28	55	5	0
2005	Peoria-A	2-1	3.10	22	0	0	0	6	29.0	26	10	10	1	2	10	24	2	0
	Daytona-A	1-1	6.67	23	0	0	0	3	28.1	37	24	21	2	0	25	32	2	0
	Iowa-AAA	0-0	0.00	3	0	0	0	0	3.0	1	0	0	0	0	1	3	0	0
MINOR LEAGUE TOTALS		8-13	4.50	128	6	0	0	36	170.0	171	98	85	15	10	85	158	12	2

Mario Mercedes — Catcher

FULL NAME: Mario Mercedes ... BATS: Right ... THROWS: Right ... HEIGHT: 5-11 ... WEIGHT: 176
 OPENING DAY AGE: 19, turns 20 on November 22
 BORN: 11/22/86 in La Romana, Dominican Republic ... RESIDENCE: La Romana, Dominican Republic
 SCHOOL: Attended Primaria Higueyal

HOW ACQUIRED: Signed by Cubs as nondrafted free agent, 3/2/03 (scout: Jose Serra)

YEAR	TEAM	AVG	G	AB	R	H	2B	3B	HR	RBI	SH	SF	HP	BB	SO	SB	CS	E
2004	Dominican-R	.311	49	177	20	55	4	1	2	18	1	0	2	15	19	3	2	0
2005	Mesa-R	.298	34	84	12	25	3	0	1	11	1	1	1	5	5	1	2	5
MINOR LEAGUE TOTALS		.307	83	261	32	80	7	1	3	29	2	1	3	20	24	4	4	5

Junior Minier — Infielder

FULL NAME: Junior Esteban Minier ... BATS: Right ... THROWS: Right
 OPENING DAY AGE: 18, turns 19 on September 3
 BORN: 9/3/87 in San Pedro de Macoris, Dominican Republic ... RESIDENCE: San Pedro de Macoris, Dominican Republic
 HOW ACQUIRED: Signed by Cubs as nondrafted free agent, 9/16/04

YEAR	TEAM	AVG	G	AB	R	H	2B	3B	HR	RBI	SH	SF	HP	BB	SO	SB	CS	E
2005	Dominican-R	.241	49	137	7	33	8	0	0	15	1	0	5	7	35	1	2	-

Luis Montanez — Outfielder

FULL NAME: Luis Anibal Montanez (Luis mon-tin-YEZ) ... BATS: Right ... THROWS: Right ... HEIGHT: 6-2 ... WEIGHT: 185

OPENING DAY AGE: 24, turns 25 on December 15

BORN: 12/15/81 in Bayamon, Puerto Rico ... RESIDENCE: Miami, FL

SCHOOL: Graduated from Coral Park High School in Miami, FL, in 2000

HOW ACQUIRED: Selected by Cubs in 1st round (3rd player chosen) of 2000 draft (scout: Mike Soper)

CAREER HIGHLIGHTS: 2005 — Participated on the World squad in the Futures Game ... selected as a Midwest League all-star ... 2004 — Selected as a Northwest League Midseason and Postseason all-star ... 2001 — Named to Midwest League midseason all-star team ... 2000 — Was a *Baseball America* and *USA Today* first-team all-America selection ... named to pre-season all-America squads by *Baseball America* and *Collegiate Baseball* ... selected by *Baseball America* as the best prospect in the Arizona League and to the publication's rookie-level all-star team ... earned Arizona League MVP and postseason all-star honors

FAMILY TIES: His father, Luis Montanez, played professionally in Puerto Rico

YEAR	TEAM	AVG	G	AB	R	H	2B	3B	HR	RBI	SH	SF	HP	BB	SO	SB	CS	E
2000	— Mesa-R	.344	50	192	50	66	16	7	2	37	3	1	8	25	42	11	6	24
	Lansing-A	.138	8	29	2	4	1	0	0	0	0	0	3	6	0	1	2	
2001	— Lansing-A	.255	124	499	70	127	33	6	5	54	3	3	12	34	121	20	7	32
2002	— Daytona-A	.265	124	487	69	129	21	5	4	59	0	7	9	44	89	14	8	38
2003	— Daytona-A	.253	126	486	51	123	18	3	5	38	6	6	6	33	89	11	4	30
2004	— Boise-A	.297	72	266	47	79	15	*7	8	48	2	3	3	35	53	5	5	4
	Daytona-A	.215	21	79	8	17	4	2	1	7	1	1	2	7	16	2	3	4
2005	— Peoria-A	.305	82	315	54	96	28	2	12	48	2	2	10	32	46	10	4	0
	West Tenn-AA	.268	45	153	20	41	9	1	2	14	2	2	2	12	21	0	2	1
MINOR LEAGUE TOTALS		272	652	2506	371	682	145	33	39	305	19	25	52	225	483	73	40	135

*Led League

Faider Montero — Pitcher

FULL NAME: Faider Esmailin Montero ... BATS: Right ... THROWS: Right ... HEIGHT: 6-2 ... WEIGHT: 185

OPENING DAY AGE: 19, turns 20 on November 23

BORN: 11/23/86 in Azua, Dominican Republic ... RESIDENCE: Azua, Dominican Republic

HOW ACQUIRED: Signed by Cubs as non-drafted free agent 7/23/04

YEAR	TEAM	W-L	ERA	G	GS	CG	SHO	SV	IP	H	R	ER	HR	HB	BB	SO	WP	BK
2005	— Dominican-R	0-1	0.00	8	0	0	0	0	6.0	4	0	0	0	2	3	4	0	0

Carlos Morales — Infielder

FULL NAME: Carlos A. Morales ... BATS: Right ... THROWS: Right ... HEIGHT: 6-2 ... WEIGHT: 160

OPENING DAY AGE: 17

BORN: 3/14/89 in Mata Palacio, Dominican Republic ... RESIDENCE: Hato Mayor, Dominican Republic

HOW ACQUIRED: Signed by Cubs as non-drafted free agent 11/14/05

YEAR	TEAM	AVG	G	AB	R	H	2B	3B	HR	RBI	SH	SF	HP	BB	SO	SB	CS	E
------	------	-----	---	----	---	---	----	----	----	-----	----	----	----	----	----	----	----	---

Will Make His Debut in 2006

Justin Morgan — Catcher

FULL NAME: Justin T. Morgan ... BATS: Right ... THROWS: Right ... HEIGHT: 6-2 ... WEIGHT: 194

OPENING DAY AGE: 24

BORN: 2/1/82 in Lafayette, LA ... RESIDENCE: Gonzalez, LA

SCHOOL: Graduated from East Ascension High School (LA) in 2000 ... Graduated from the University of Louisiana at Lafayette in 2004

HOW ACQUIRED: Selected by Cubs in 39th round of 2005 draft (scout: Bob Rossi)

YEAR	TEAM	AVG	G	AB	R	H	2B	3B	HR	RBI	SH	SF	HP	BB	SO	SB	CS	E
2005	— Mesa-R	.221	30	68	6	15	4	0	0	7	0	0	1	4	20	0	0	3

Carlos Morla — Pitcher

FULL NAME: Carlos Morla ... BATS: Left ... THROWS: Left ... HEIGHT: 6-1 ... WEIGHT: 165

OPENING DAY AGE: 21, turns 22 on May 5

BORN: 5/5/84 in San Pedro de Macoris, Dominican Republic ... RESIDENCE: San Pedro de Macoris, Dominican Republic

HOW ACQUIRED: Signed as non-drafted free agent by Cubs, 10/2/02 (scout: Jose Serra)

YEAR	TEAM	W-L	ERA	G	GS	CG	SHO	SV	IP	H	R	ER	HR	HB	BB	SO	WP	BK
2003	— Dominican-R	0-1	2.45	12	1	0	0	1	22.0	18	7	6	0	1	9	32	2	0
2004	— Dominican-R	3-1	2.20	17	6	0	0	0	49.0	24	20	12	0	5	26	69	5	0
2005	—								INJURED — DID NOT PITCH									
MINOR LEAGUE TOTALS		3-2	2.28	29	7	0	0	1	71	42	27	18	0	6	35	101	7	0

Jonathan Mota — Infielder

FULL NAME: Jonathan J. Mota ... BATS: Right ... THROWS: Right ... HEIGHT: 6-0 ... WEIGHT: 165
 OPENING DAY AGE: 18, turns 19 on June 1
 BORN: 6/1/87 in Valencia, Venezuela ... RESIDENCE: Carabobo, Venezuela
 HOW ACQUIRED: Signed as non-drafted free agent by Cubs, 8/23/03

YEAR	TEAM	AVG	G	AB	R	H	2B	3B	HR	RBI	SH	SF	HP	BB	SO	SB	CS	E
2004	— Dominican-R	.211	63	228	37	48	9	2	0	26	2	0	4	27	53	9	4	0
2005	— Boise-A	.236	63	212	18	50	7	1	0	22	5	0	2	16	49	4	5	19
MINOR LEAGUE TOTALS		.223	126	440	55	98	16	3	0	48	7	0	6	43	102	13	9	19

Jon Mueller — Pitcher

FULL NAME: Jonathan Robert Mueller ... BATS: Switch ... THROWS: Right ... HEIGHT: 6-4 ... WEIGHT: 185
 OPENING DAY AGE: 21, turns 22 on May 12
 BORN: 5/12/84 in La Crosse, WI ... RESIDENCE: La Crosse, WI
 SCHOOL: Graduated from La Crosse Logan High School in 2002 ... Attended the University of Minnesota
 HOW ACQUIRED: Selected by Cubs in 16th round of 2005 draft (scout: Stan Zielinski)

YEAR	TEAM	W-L	ERA	G	GS	CG	SHO	SV	IP	H	R	ER	HR	HB	BB	SO	WP	BK	
2005	—																		
		DID NOT PLAY																	

Jake Muyco — Catcher

FULL NAME: Dionisio G. Muyco ... BATS: Right ... THROWS: Right ... HEIGHT: 6-0 ... WEIGHT: 190
 OPENING DAY AGE: 21, turns 22 on September 16
 BORN: 9/16/84 in Richland, WA ... RESIDENCE: Richland, WA
 SCHOOL: Graduated from Richland High School in 2002 ... Attended Columbia Basin Community College and North Carolina State University
 HOW ACQUIRED: Selected by Cubs in 8th round of 2005 draft (scout: Billy Swoope)

YEAR	TEAM	AVG	G	AB	R	H	2B	3B	HR	RBI	SH	SF	HP	BB	SO	SB	CS	E
2005	— Mesa-R	.500	1	2	0	1	1	0	0	0	0	0	0	0	0	0	0	0
	— Boise-A	.215	37	121	10	26	1	0	1	8	5	0	0	8	31	0	2	3
MINOR LEAGUE TOTALS		.220	38	123	10	27	2	0	1	8	5	0	0	8	31	0	2	3

Phil Norton — Pitcher

FULL NAME: Phillip Douglas Norton ... BATS: Right ... THROWS: Left ... HEIGHT: 6-0 ... WEIGHT: 210
 OPENING DAY AGE: 30
 BORN: 2/1/76 in Texarkana, TX ... RESIDENCE: Texarkana, TX
 SCHOOL: Graduated from Pleasant Grove High School (TX) in 1994 ... Attended Texarkana College
 HOW ACQUIRED: Selected by Cubs in 10th round of 1996 draft
 HOW RE-ACQUIRED: Signed by Iowa (AAA), 10/11/05

CAREER HIGHLIGHTS: **1999** — Named to Southern League all-star team ... **1998** — Selected to Florida State League midseason all-star team ...
1997 — Named to Midwest League midseason and postseason all-star teams

YEAR	TEAM	W-L	ERA	G	GS	CG	SHO	SV	IP	H	R	ER	HR	HB	BB	SO	WP	BK	
1996	— Cubs-R	0-0	0.00	1	0	0	0	0	3.0	1	0	0	0	0	0	6	0	1	
	— Williamsport-A	7-4	2.54	15	13	2	1	0	85.0	68	33	24	1	3	33	77	7	3	
1997	— Rockford-A	9-3	3.22	18	18	3	0	0	109.0	92	51	39	4	1	44	114	12	1	
	— Daytona-A	3-2	2.34	7	6	3	0	0	42.1	40	11	11	5	0	12	44	0	0	
	— Orlando-AA	1-0	2.57	2	1	0	0	0	7.0	8	2	2	0	0	2	7	0	0	
1998	— Daytona-A	4-3	3.27	10	10	0	0	0	66.0	57	30	24	4	2	26	54	4	1	
	— West Tenn-AA	6-6	3.52	19	19	1	1	0	120.1	118	60	47	11	5	50	119	6	1	
1999	— West Tenn-AA	7-4	2.39	14	13	0	0	0	86.2	72	32	23	5	3	42	81	9	0	
	— Iowa-AAA	5-6	6.67	14	14	0	0	0	79.2	98	63	59	20	5	33	61	3	1	
2000	— Iowa-AAA	8-13	4.96	28	26	2	1	0	159.2	166	100	88	16	2	104	126	8	2	
	— Chicago	0-1	9.35	2	2	0	0	0	8.2	14	10	9	5	0	7	6	0	0	
2001	— Iowa-AAA	6-3	2.69	46	3	0	0	2	73.2	65	27	22	3	6	41	75	8	1	
2002	—																		
		INJURED — DID NOT PITCH																	
2003	— Iowa-AAA	4-2	3.78	48	1	0	0	1	47.2	44	26	20	4	1	24	43	3	1	
	— Chicago	0-0	5.40	4	0	0	0	0	3.1	2	2	2	0	0	3	0	1	0	
	— Cincinnati	0-0	2.45	17	0	0	0	0	14.2	7	4	4	0	6	38	48	2	0	
2004	— Cincinnati	2-5	5.07	69	0	0	0	0	65.2	71	41	37	5	2	38	48	2	0	
2005	— Edmonton-AAA	0-1	10.50	8	0	0	0	0	6.0	7	10	7	0	0	10	3	0	0	
	— Iowa-AAA	3-4	5.49	25	7	0	0	0	57.1	55	36	35	11	1	24	43	1	0	
MAJOR LEAGUE TOTALS		2-6	5.07	92	2	0	0	0	92.1	94	57	52	10	2	54	61	3	0	
MINOR LEAGUE TOTALS		63-51	3.83	255	131	11	0	3	943.1	891	481	401	84	29	445	853	61	12	

Walter Norwood — Infielder

FULL NAME: Walter R. Norwood ... BATS: Right ... THROWS: Left ... HEIGHT: 6-4 ... WEIGHT: 220

OPENING DAY AGE: 23

BORN: 2/18/83 in Lynn, MA ... RESIDENCE: Richmond, VA

SCHOOL: Attended East Carolina University

HOW ACQUIRED: Selected by Cubs in 9th round of 2004 draft

CAREER HIGHLIGHTS: 2004 — Selected as a Northwest League Midseason all-star

YEAR	TEAM	AVG	G	AB	R	H	2B	3B	HR	RBI	SH	SF	HP	BB	SO	SB	CS	E	
2004	— Boise-A	.296	73	277	33	82	17	2	9	53	4	3	4	10	59	2	1	0	
2005	—	DID NOT PLAY																	
MINOR LEAGUE TOTALS		.296	73	277	33	82	17	2	9	53	4	3	4	10	59	2	1	0	

Ryan O'Malley — Pitcher

FULL NAME: Ryan Joseph O'Malley ... BATS: Right ... THROWS: Left ... HEIGHT: 6-1 ... WEIGHT: 205

OPENING DAY AGE: 25, turns 26 on April 9

BORN: 4/9/80 in Springfield, IL ... RESIDENCE: Springfield, IL

SCHOOL: Graduated from Sacred Heart-Griffin High School in Springfield, IL, in 1998 ... attended Lincoln Land Community College in Springfield, IL, and the University of Memphis

HOW ACQUIRED: Signed as non-drafted free agent by Cubs, 6/7/02 (scout: Pat Portugal)

CAREER HIGHLIGHTS: 2000 — Was a junior college all-America selection at Lincoln Land

YEAR	TEAM	W-L	ERA	G	GS	CG	SHO	SV	IP	H	R	ER	HR	HB	BB	SO	WP	BK
2002	— Boise-A	3-1	2.52	23	0	0	0	1	39.1	32	16	11	3	0	15	26	2	1
2003	— Lansing-A	6-4	2.88	40	3	0	0	0	81.1	85	34	26	3	3	17	55	5	0
2004	— Daytona-A	4-1	2.64	16	1	0	0	0	30.2	27	9	9	1	1	6	28	2	0
	— West Tenn-AA	2-3	3.72	16	7	0	0	0	55.2	49	25	23	6	4	20	37	2	0
	— Iowa-AAA	0-2	8.62	8	3	0	0	0	15.2	23	15	5	5	0	6	8	0	0
2005	— West Tenn-AA	3-3	3.91	31	9	0	0	0	78.1	78	41	34	7	2	25	55	3	0
	— Iowa-AAA	3-2	6.33	7	4	0	0	0	27.0	40	19	19	6	1	11	26	0	0
MINOR LEAGUE TOTALS		21-16	3.76	141	27	0	0	1	328.0	334	159	137	31	11	100	235	14	1

Paul O'Toole — Catcher

FULL NAME: Paul Jonathan O'Toole ... BATS: Left ... THROWS: Right ... HEIGHT: 6-1 ... WEIGHT: 200

OPENING DAY AGE: 26

BORN: 2/24/80 in Cleveland, OH ... RESIDENCE: Lakewood, OH

SCHOOL: Graduated from St. Ignatius High School in Cleveland, OH, in 1998 ... Received a bachelor's degree in management from the University of Notre Dame in 2002

HOW ACQUIRED: Selected by Cubs in 21st round of 2002 draft (scout: Stan Zielinski)

YEAR	TEAM	AVG	G	AB	R	H	2B	3B	HR	RBI	SH	SF	HP	BB	SO	SB	CS	E
2002	— Mesa-R	.444	3	9	2	4	1	0	0	1	0	0	0	3	1	0	1	0
	— Boise-A	.000	2	7	0	0	0	0	0	1	0	0	0	1	0	0	0	1
	— Lansing-A	.209	25	67	9	14	5	0	0	4	0	0	2	8	10	2	0	5
2003	— Lansing-A	.360	8	25	3	9	1	0	0	3	0	0	0	3	3	2	0	1
	— Daytona-A	.185	49	124	11	23	4	0	0	11	7	0	3	19	25	3	0	3
2004	— West Tenn-AA	.257	63	183	22	47	9	1	4	20	5	2	2	16	41	5	2	4
2005	— Daytona-A	.274	55	164	23	45	7	1	3	19	1	5	4	14	40	1	3	1
	— West Tenn-AA	.083	12	36	4	3	1	0	0	4	0	1	2	4	11	1	1	2
MINOR LEAGUE TOTALS		.236	217	615	74	145	28	2	7	63	13	9	13	67	132	14	7	17

Matt Padgett — Outfielder

FULL NAME: Matthew Monroe Padgett ... BATS: Left ... THROWS: Right ... HEIGHT: 6-1 ... WEIGHT: 235

OPENING DAY AGE: 28, turns 29 on July 22

BORN: 7/22/77 in Newberry, SC ... RESIDENCE: Lexington, SC

SCHOOL: Graduated from Lexington High School (SC) in 1995 ... Attended Clemson University

ORIGINAL CLUB: Selected by Florida in 5th round of 1998 draft

HOW ACQUIRED BY CUBS: Signed by Iowa, 1/9/06

CAREER HIGHLIGHTS: 2000 — Named MVP of the Midwest League all-star game and was a Howe Sportsdata Star of Stars

YEAR	TEAM	AVG	G	AB	R	H	2B	3B	HR	RBI	SH	SF	HP	BB	SO	SB	CS	E
1998	— Utica-A	.219	71	247	31	54	9	1	4	39	1	1	0	22	73	4	3	4
1999	— Kane County-A	.333	45	159	34	53	9	0	5	23	0	1	1	20	40	1	0	1
2000	— Kane County-A	.233	125	446	60	104	22	2	12	60	0	3	4	53	139	5	3	4
2001	— Brevard County-A	.293	125	440	68	129	*37	2	8	81	0	3	8	64	101	10	1	1
2002	— Portland-AA	.234	117	406	52	95	26	1	16	63	1	0	2	43	131	6	5	6
2003	— Carolina-AA	.277	129	462	65	128	29	1	17	76	0	8	3	43	104	2	3	4
2004	— Albuquerque-AAA	.267	131	435	65	116	28	4	24	93	1	3	3	36	123	1	5	2
2005	— Albuquerque-AAA	.296	123	460	71	136	28	3	17	72	0	5	3	47	131	3	1	5
MINOR LEAGUE TOTALS		.267	866	3055	446	815	188	14	103	507	3	24	24	328	842	32	21	27

*Led League

Eric Patterson — Infielder

FULL NAME: Eric S. Patterson ... BATS: Left ... THROWS: Right ... HEIGHT: 5-11 ... WEIGHT: 170
 OPENING DAY AGE: 22, turns 23 on April 8

BORN: 4/8/83 in Tallahassee, FL ... RESIDENCE: Kennesaw, GA

SCHOOL: Graduated from Harrison High School in 2001 ... Attended Georgia Tech University

ORIGINAL CLUB: Selected by Cubs in 8th round of 2004 draft

FAMILY TIES: Is the younger brother of Baltimore outfielder Corey Patterson

CAREER HIGHLIGHTS: 2005 — Selected as the Cubs minor league player of the year ... selected as a Midwest League all-star ... selected by *Baseball America* as the 16th-best prospect in the Midwest League and the 10th-best prospect in the organization ... played for the Mesa Solar Sox in the Arizona Fall League

YEAR	TEAM	AVG	G	AB	R	H	2B	3B	HR	RBI	SH	SF	HP	BB	SO	SB	CS	E
2004						DID NOT PLAY												
2005	Peoria-A	.333	110	432	90	144	26	11	13	71	4	7	4	53	94	40	11	9
	West Tenn-AA	.200	9	30	5	6	2	0	0	2	0	1	0	6	7	3	2	1
MINOR LEAGUE TOTALS		.325	119	462	95	150	28	11	13	73	4	8	4	59	101	43	13	10

*Led League

Mark Pawelek — Pitcher

FULL NAME: Mark W. Pawelek ... BATS: Left ... THROWS: Left ... HEIGHT: 6-3 ... WEIGHT: 185

OPENING DAY AGE: 19, turns 20 on August 18

BORN: 8/18/86 in Pasadena, CA ... RESIDENCE: Springville, UT

SCHOOL: Graduated from Springville High School in 2005

HOW ACQUIRED: Selected by Cubs in 1st round of 2005 draft (scout: John Bartsch)

CAREER HIGHLIGHTS: 2005 — Selected by *Baseball America* as the best prospect in the Arizona League and the second-best prospect in the Cubs organization

YEAR	TEAM	W-L	ERA	G	GS	CG	SHO	SV	IP	H	R	ER	HR	HB	BB	SO	WP	BK
2005	Mesa-R	0-3	2.72	14	13	0	0	0	43.0	25	18	13	0	9	21	56	13	0
	Boise-A	0-0	0.00	1	1	0	0	0	3.0	6	1	0	0	0	1	4	0	0
MINOR LEAGUE TOTALS		0-3	2.54	15	14	0	0	0	46.0	31	19	13	0	9	22	60	13	0

Alex A. Perez — Pitcher

FULL NAME: Alex Perez ... BATS: Left ... THROWS: Left ... HEIGHT: 6-4 ... WEIGHT: 220

OPENING DAY AGE: 24

BORN: 3/24/82 in Ponce, Puerto Rico ... RESIDENCE: Perth Amboy, New Jersey

SCHOOL: Graduated from Perth Amboy High School (NJ) in 2000 ... Attended Brookdale Community College (NJ) and the University of Miami

ORIGINAL CLUB: Signed as non-drafted free agent by New York (AL), 4/13/04 (scout: Armando Rodriguez)

HOW ACQUIRED BY CUBS: Signed by Iowa (AAA), 1/15/06

CAREER HIGHLIGHTS: 2002 — Was a first team all-American

YEAR	TEAM	W-L	ERA	G	GS	CG	SHO	SV	IP	H	R	ER	HR	HB	BB	SO	WP	BK
2004	Yankees-R	2-1	2.82	12	0	0	0	1	22.1	24	7	7	4	0	3	29	0	1
	Staten Island-A	2-0	0.00	2	0	0	0	0	7.2	7	0	0	0	0	1	5	0	0
2005	Winnipeg-IND	2-4	5.40	16	7	0	0	0	53.1	66	45	32	3	7	23	34	1	1
	Chico-IND	2-0	3.71	5	5	0	0	0	26.2	22	11	11	0	2	17	20	1	1
MINOR LEAGUE TOTALS		8-5	4.09	35	12	0	0	1	110.0	119	63	50	7	9	44	88	2	3

Carlos A. Perez — Pitcher

FULL NAME: Carlos Alberto Perez ... BATS: Right ... THROWS: Right ... HEIGHT: 6-3 ... WEIGHT: 170

OPENING DAY AGE: 18, turns 19 on December 30

BORN: 12/30/87 in Santo Domingo, Dominican Republic ... RESIDENCE: Santo Domingo, Dominican Republic

HOW ACQUIRED: Signed by Cubs as non-drafted free agent, 11/24/04

YEAR	TEAM	W-L	ERA	G	GS	CG	SHO	SV	IP	H	R	ER	HR	HB	BB	SO	WP	BK
2005	Dominican-R	1-0	3.60	6	0	0	0	0	5.0	6	7	2	1	1	9	7	4	0

GOING DEEP AGAIN AND AGAIN

The Cubs homered 15 times over a 3-game period August 10-August 12, 2002, hitting 6 homers August 10 at Colorado's Coors Field, 5 on August 11 at Coors Field and 4 on August 12 at Wrigley Field.

The 15 homers tied a National League 3-game mark accomplished three previous times — most recently by Cincinnati in 1999 (September 4-September 6).

Carlos T. Perez — Catcher

FULL NAME: Carlos Thomas Perez ... BATS: Right ... THROWS: Right ... HEIGHT: 6-1 ... WEIGHT: 180
 OPENING DAY AGE: 18, turns 19 on November 18
 BORN: 11/18/87 in Valencia, Venezuela ... RESIDENCE: Valencia, Venezuela
 HOW ACQUIRED: Signed by Cubs as nondrafted free agent, 10/25/04

YEAR	TEAM	AVG	G	AB	R	H	2B	3B	HR	RBI	SH	SF	HP	BB	SO	SB	CS	E
2005	Dominican-R	.177	65	215	21	38	5	3	0	21	3	1	1	21	40	6	1	0

Leonel Perez — Infielder

FULL NAME: Leonel G. Perez ... BATS: Right ... THROWS: Right ... HEIGHT: 6-2 ... WEIGHT: 170
 OPENING DAY AGE: 22
 BORN: 1/3/84 in Monte Plata, Dominican Republic ... RESIDENCE: Monte Plata, Dominican Republic
 HOW ACQUIRED: Signed by Cubs as non-drafted free agent, 4/15/02

YEAR	TEAM	AVG	G	AB	R	H	2B	3B	HR	RBI	SH	SF	HP	BB	SO	SB	CS	E
2003	Dominican-R	.244	41	127	28	31	5	0	2	14	1	1	12	5	37	2	1	0
2004	Mesa-R	.239	31	109	16	26	7	0	0	11	0	0	5	9	33	1	1	8
	Boise-A	.500	2	4	0	2	1	0	0	0	0	0	1	0	0	0	0	0
2005																		
INJURED-DID NOT PLAY																		
MINOR LEAGUE TOTALS		.246	74	240	44	59	13	0	2	25	1	1	18	14	70	3	2	8

Reynaldo Perez — Pitcher

FULL NAME: Reynaldo Alexander Perez ... BATS: Right ... THROWS: Right
 OPENING DAY AGE: 20
 BORN: 1/3/86 in Caracas, Venezuela ... RESIDENCE: Baruta, Venezuela
 HOW ACQUIRED: Signed by Cubs as non-drafted free agent, 10/27/04

YEAR	TEAM	W-L	ERA	G	GS	CG	SHO	SV	IP	H	R	ER	HR	HB	BB	SO	WP	BK
2005	Dominican-R	0-2	6.31	12	6	0	0	0	25.2	23	19	18	0	4	15	20	6	1

Billy Petrick — Pitcher

FULL NAME: William John Petrick III ... BATS: Switch ... THROWS: Right ... HEIGHT: 6-6 ... WEIGHT: 240
 OPENING DAY AGE: 21, turns 22 on April 29
 BORN: 4/29/84 in Kankakee, IL ... RESIDENCE: Morris, IL
 SCHOOL: Graduated from Morris (IL) High School in 2002
 HOW ACQUIRED: Selected by Cubs in 3rd round of 2002 draft (scout: Bob Hale)

CAREER HIGHLIGHTS: 2004 — Selected by *Baseball America* as the 5th-best prospect in the Cubs minor league system ... Selected as a Midwest League Midseason all-star ... 2003 — Selected as the 9th-best prospect in the Northwest League by *Baseball America* ... 2002 — Named the 9th-best prospect in the Arizona League by *Baseball America*

YEAR	TEAM	W-L	ERA	G	GS	CG	SHO	SV	IP	H	R	ER	HR	HB	BB	SO	WP	BK
2002	Mesa-R	2-1	1.71	6	6	0	0	0	31.2	21	8	6	0	3	6	35	0	0
2003	Boise-A	2-5	4.76	14	14	0	0	0	64.1	60	49	34	4	6	27	64	1	0
2004	Lansing-A	13-7	3.50	26	24	0	0	0	146.2	149	66	57	3	10	43	113	6	1
2005	Daytona-A	1-4	5.59	9	9	0	0	0	37.0	39	23	23	0	7	19	25	3	0
MINOR LEAGUE TOTALS		18-17	3.86	55	53	0	0	0	279.2	269	146	120	7	26	95	237	10	1

Mike Phelps — Pitcher

FULL NAME: Michael Alan Phelps ... BATS: Right ... THROWS: Right ... HEIGHT: 6-4 ... WEIGHT: 190
 OPENING DAY AGE: 21, turns 22 on May 26
 BORN: 5/26/84 in St. Louis, MO ... RESIDENCE: Hazelwood, MO
 SCHOOL: Graduated from Hazelwood West High School in 2002 ... Attended Central Missouri State University
 HOW ACQUIRED: Selected by Cubs in 11th round of 2005 draft (scout: Tom Schaeffer)

YEAR	TEAM	W-L	ERA	G	GS	CG	SHO	SV	IP	H	R	ER	HR	HB	BB	SO	WP	BK
2005	Mesa-R	0-0	0.00	1	0	0	0	0	0.2	0	0	0	0	0	0	2	0	0
	Peoria-A	0-1	1.59	12	0	0	0	1	17.0	12	5	3	0	0	3	17	2	0
	Daytona-A	1-0	4.76	4	0	0	0	1	5.2	2	3	3	0	0	4	8	0	0
MINOR LEAGUE TOTALS		1-1	2.31	17	0	0	0	2	23.1	14	8	6	0	0	7	27	2	0

Jose Pina — Pitcher

FULL NAME: Jose M. Pina ... BATS: Right ... THROWS: Right ... HEIGHT: 6-2 ... WEIGHT: 150

OPENING DAY AGE: 20, turns 21 on November 2

BORN: 11/2/85 in San Juan de La Maguana, Dominican Republic ... RESIDENCE: San Juan de La Maguana, Dominican Republic

HOW ACQUIRED: Signed as non-drafted free agent by Cubs, 10/4/02 (scout: Jose Serra)

YEAR	TEAM	W-L	ERA	G	GS	CG	SHO	SV	IP	H	R	ER	HR	HB	BB	SO	WP	BK
2003	Dominican-R	2-0	3.65	13	1	0	0	0	24.2	20	15	10	0	1	9	18	3	1
2004	Dominican-R	1-5	7.04	13	5	0	0	0	30.2	44	38	24	1	3	18	14	14	1
2005	Mesa-R	3-5	4.78	14	11	0	0	0	52.2	59	34	28	4	7	14	37	7	0
MINOR LEAGUE TOTALS		6-10	5.17	40	17	0	0	0	108.0	123	87	62	5	11	42	69	24	2

Elvin Puello — Infielder

FULL NAME: Elvin A. Puello ... BATS: Right ... THROWS: Right ... HEIGHT: 6-2 ... WEIGHT: 175

OPENING DAY AGE: 21, turns 22 on December 18

BORN: 12/18/1984 in La Romana, Dominican Republic ... RESIDENCE: La Romana, Dominican Republic

HOW ACQUIRED: Signed as non-drafted free agent by Cubs, 5/10/03 (scout: Jose Serra)

CAREER HIGHLIGHTS: 2004 — Selected as a Arizona League Postseason all-star ... 2003 — Selected to the Dominican Summer League all-star team

YEAR	TEAM	AVG	G	AB	R	H	2B	3B	HR	RBI	SH	SF	HP	BB	SO	SB	CS	E
2003	Dominican-R	.237	62	249	38	59	+17	2	4	26	0	0	13	12	56	1	0	21
2004	Mesa-R	.302	53	189	26	57	7	3	1	37	2	2	13	12	38	1	4	13
	Boise-A	.000	2	5	0	0	0	0	0	0	0	0	0	0	3	0	0	0
2005	Boise-A	.238	61	227	32	54	15	2	3	20	0	1	6	15	54	3	0	14
	Peoria-A	.238	6	21	0	5	2	0	0	2	0	0	1	1	6	0	0	3
MINOR LEAGUE TOTALS		.253	184	691	96	175	41	7	8	85	2	3	33	40	157	5	4	51

+Tied for League Lead

Carlos Quinones — Outfielder

FULL NAME: Carlos M. Quinones ... BATS: Switch ... THROWS: Right ... HEIGHT: 6-2 ... WEIGHT: 170

OPENING DAY AGE: 23

BORN: 3/12/83 in Mad Valverde, Dominican Republic ... RESIDENCE: Mad Valverde, Dominican Republic

HOW ACQUIRED: Signed as non-drafted free agent by Cubs, 9/30/02 (scout: Jose Serra)

CAREER HIGHLIGHTS: 2004 — Selected as a Arizona League Postseason all-star

YEAR	TEAM	AVG	G	AB	R	H	2B	3B	HR	RBI	SH	SF	HP	BB	SO	SB	CS	E
2003	Dominican-R	.304	57	224	37	68	11	2	0	26	0	2	2	25	50	6	2	8
2004	Mesa-R	.315	53	216	28	68	12	1	0	28	2	0	1	19	33	9	7	4
2005	Boise-A	.236	43	161	11	38	4	0	0	15	0	1	0	7	29	0	3	0
MINOR LEAGUE TOTALS		.290	153	601	76	174	27	3	0	69	2	3	3	51	112	15	12	12

Robert Ransom — Pitcher

FULL NAME: Robert S. Ransom III ... BATS: Right ... THROWS: Right ... HEIGHT: 6-3 ... WEIGHT: 225

OPENING DAY AGE: 24, turns 25 on August 25

BORN: 8/25/81 in Atlanta, GA ... RESIDENCE: Atlanta, GA

SCHOOL: Graduated from Westminster High School in Atlanta, GA, in 1999 ... attended Vanderbilt University

HOW ACQUIRED: Selected by Cubs in 23rd round of 2003 draft (scout: Pat Portugal)

YEAR	TEAM	W-L	ERA	G	GS	CG	SHO	SV	IP	H	R	ER	HR	HB	BB	SO	WP	BK
2004	Lansing-A	5-2	2.47	11	9	1	0	0	62.0	53	21	17	3	1	6	37	3	0
	Daytona-A	1-0	1.57	5	2	0	0	1	23.0	18	5	4	1	0	5	13	0	0
	West Tenn-AA	0-0	4.91	1	1	0	0	0	3.2	3	2	2	0	0	1	4	1	0
2005									INJURED — DID NOT PITCH									
MINOR LEAGUE TOTALS		6-2	2.33	17	12	1	0	1	88.2	74	28	23	4	1	12	54	4	0

QUALIFYING NUMBERS

To qualify for the batting championship, a player must have a minimum of 502 plate appearances or 3.1 plate appearances per number of his team's games.

To qualify for the ERA title, a pitcher must have at least 162.0 innings pitched.

To qualify for the fielding championship, a player must have the highest fielding average at his position and, (1) a catcher must have played in at least 81 games; (2) an infielder or outfielder must have played in at least 108 games; and (3) a pitcher must have at least 162.0 innings pitched.

Clay Rapada — Pitcher

FULL NAME: Clayton Anthony Rapada II ... BATS: Right ... THROWS: Left ... HEIGHT: 6-5 ... WEIGHT: 185
OPENING DAY AGE: 25

BORN: 3/9/81 in Portsmouth, VA ... RESIDENCE: Chesapeake, VA

SCHOOL: Graduated from Deep Creek High School in Chesapeake, VA, in 1999 ... Attended Virginia State University

HOW ACQUIRED: Signed as non-drafted free agent by Cubs, 7/14/02 (scout: Billy Swoope)

CAREER HIGHLIGHTS: 2000 — Named to the Central Intercollegiate Athletic Association conference team and the second-team all-South Atlantic team

YEAR	TEAM	W-L	ERA	G	GS	CG	SHO	SV	IP	H	R	ER	HR	HB	BB	SO	WP	BK
2002	— Boise-A	0-0	1.50	12	0	0	0	1	18.0	18	7	3	0	3	8	12	0	0
2003	— Boise-A	0-0	0.00	1	0	0	0	0	3.0	2	0	0	0	0	1	3	0	0
	— Lansing-A	1-2	5.31	21	4	0	0	0	42.1	46	29	25	3	3	19	24	1	0
2004	— Lansing-A	6-6	2.33	57	0	0	0	3	85.0	65	30	22	2	4	30	91	4	0
2005	— Daytona-A	1-3	3.83	27	0	0	0	5	42.1	40	21	18	2	3	16	61	2	2
MINOR LEAGUE TOTALS		8-11	3.21	118	4	0	0	9	190.2	171	87	68	7	13	74	191	7	2

Justin Rayborn — Pitcher

FULL NAME: Justin Travis Rayborn ... BATS: Right ... THROWS: Right ... HEIGHT: 6-5 ... WEIGHT: 220
OPENING DAY AGE: 23, turns 24 on November 29

BORN: 11/29/82 in Pascagoula, MS ... RESIDENCE: Mobile, AL

SCHOOL: Graduated from Pascagoula High School in 2001 ... Attended Meridian Community College and the University of South Alabama

HOW ACQUIRED: Signed by Cubs as non-drafted free agent, 6/21/05 (scout: Bob Rossi)

YEAR	TEAM	W-L	ERA	G	GS	CG	SHO	SV	IP	H	R	ER	HR	HB	BB	SO	WP	BK
2005	— Mesa-R	2-1	2.08	13	0	0	0	1	26.0	17	8	6	0	0	4	37	0	0

Mark Reed — Catcher

FULL NAME: Mark G. Reed ... BATS: Left ... THROWS: Right ... HEIGHT: 5-11 ... WEIGHT: 175
OPENING DAY AGE: 19, turns 20 on April 13

BORN: 4/13/86 in West Hills, CA ... RESIDENCE: La Verne, CA

SCHOOL: Graduated from Bonita High School in 2004

HOW ACQUIRED: Selected by Cubs in 3rd round of 2004 draft

YEAR	TEAM	AVG	G	AB	R	H	2B	3B	HR	RBI	SH	SF	HP	BB	SO	SB	CS	E
2004	— Mesa-R	.351	10	37	5	13	5	1	1	7	0	0	1	4	8	0	1	1
2005	— Boise-A	.250	55	184	32	46	10	0	4	18	2	0	1	15	53	7	5	7
	— Peoria-A	.135	14	52	2	7	1	1	0	6	0	0	1	1	12	0	0	1
MINOR LEAGUE TOTALS		.242	79	273	39	66	16	2	5	31	2	0	3	20	73	7	6	9

Brian Reith — Pitcher

FULL NAME: Brian Eric Reith ... BATS: Right ... THROWS: Left ... HEIGHT: 6-5 ... WEIGHT: 220
OPENING DAY AGE: 28

BORN: 2/28/78 in Fort Wayne, IN ... RESIDENCE: Fort Wayne, IN

SCHOOL: Graduated from Concordia Lutheran High School in 1996

ORIGINAL CLUB: Selected by New York (AL) in 6th round of 1996 draft (scout: Tim Kelly)

HOW ACQUIRED: Signed by Iowa (AAA), 12/15/05

YEAR	TEAM	W-L	ERA	G	GS	CG	SHO	SV	IP	H	R	ER	HR	HB	BB	SO	WP	BK
1996	— Yankees-R	2-3	4.13	10	4	0	0	0	32.2	31	16	15	1	1	16	21	3	0
1997	— Yankees-R	4-2	2.86	12	11	1	0	0	63.0	70	28	20	1	3	14	40	8	0
1998	— Greensboro-A	6-7	2.28	20	20	3	1	0	118.1	86	42	30	7	3	32	116	1	0
1999	— Tampa-A	9-9	4.70	26	23	0	0	0	139.2	174	87	73	12	4	35	101	4	0
2000	— Tampa-A	9-4	*2.18	18	18	1	1	0	119.2	101	39	29	4	5	33	100	6	1
	— Dayton-A	2-1	2.88	5	5	0	0	0	34.1	33	12	11	2	0	8	30	2	0
	— Chattanooga-AA	1-3	3.90	5	5	0	0	0	30.0	31	14	13	3	1	11	29	2	0
2001	— Chattanooga-AA	6-4	3.97	18	18	1	1	0	104.1	103	63	46	10	1	42	89	1	0
	— Cincinnati	0-7	7.81	9	8	0	0	0	40.1	56	37	35	13	2	16	22	1	0
	— Louisville-AAA	0-0	3.60	1	1	0	0	0	5.0	7	2	2	0	0	1	6	0	0
2002	— Louisville-AAA	8-9	4.75	23	22	0	0	0	132.2	137	76	70	15	8	46	99	3	0
	— SW Barre-AAA	0-4	7.00	4	4	0	0	0	18.0	26	18	14	1	2	11	13	0	0
2003	— Louisville-AAA	3-1	1.96	16	0	0	0	1	23.0	12	9	5	1	2	9	28	1	0
	— Cincinnati	2-3	4.11	42	1	0	0	1	61.1	61	32	28	8	1	36	39	1	0
2004	— Cincinnati	2-2	7.27	22	0	0	0	0	26.0	30	21	21	5	3	19	24	3	0
	— Louisville-AAA	2-3	3.72	26	1	0	0	0	36.1	51	17	15	1	2	13	32	3	0
2005	— Indianapolis-AAA	2-2	4.94	24	1	0	0	1	31.0	35	22	17	4	1	12	19	2	0
MAJOR LEAGUE TOTALS		4-12	5.92	73	9	0	0	1	127.2	147	90	84	26	6	71	85	5	0
MINOR LEAGUE TOTALS		54-52	3.65	208	133	6	3	17	888.0	897	445	360	62	33	283	723	36	1

*Led League

Ernesto Reyes — Infielder

FULL NAME: Ernesto Reyes ... BATS: Right ... THROWS: Right ... HEIGHT: 6-0 ... WEIGHT: 170
 OPENING DAY AGE: 17, turns 18 on July 17
 BORN: 7/17/88 in Batey Altigracia, Dominican Republic ... RESIDENCE: Barahona, Dominican Republic
 HOW ACQUIRED: Signed by Cubs as non-drafted free agent, 9/4/05

YEAR	TEAM	AVG	G	AB	R	H	2B	3B	HR	RBI	SH	SF	HP	BB	SO	SB	CS	E
2005	Dominican-R	.246	58	199	32	49	6	1	3	26	2	2	6	14	39	8	2	0

Jesus Reyes — Outfielder

FULL NAME: Jesus Antonio Reyes (Figueroa) ... BATS: Right ... THROWS: Right
 OPENING DAY AGE: 20
 BORN: 3/26/86 in Pto La Cruz, Anzoategui, Venezuela ... RESIDENCE: Pto La Cruz, Anzoategui, Venezuela
 HOW ACQUIRED: Signed by Cubs as non-drafted free agent, 10/16/04

YEAR	TEAM	AVG	G	AB	R	H	2B	3B	HR	RBI	SH	SF	HP	BB	SO	SB	CS	E
2005	Dominican-R	.246	58	199	32	49	6	1	3	26	2	2	6	14	39	8	2	0

Kyle Reynolds — Infielder

FULL NAME: Kyle C. Reynolds ... BATS: Left ... THROWS: Right ... HEIGHT: 6-2 ... WEIGHT: 190
 OPENING DAY AGE: 22, turns 23 on September 1
 BORN: 9/1/83 in Houston, TX ... RESIDENCE: Houston, TX
 SCHOOL: Attended Baylor University
 HOW ACQUIRED: Selected by Cubs in 6th round of 2005 draft

YEAR	TEAM	AVG	G	AB	R	H	2B	3B	HR	RBI	SH	SF	HP	BB	SO	SB	CS	E
2005	Mesa-R	.000	1	5	0	0	0	0	0	0	0	0	0	0	1	0	0	0
	Boise-A	.256	52	199	28	51	6	3	5	24	0	1	3	12	52	4	2	18
MINOR LEAGUE TOTALS		.250	53	204	28	51	6	3	5	24	0	1	3	12	53	4	2	18

Tony Richie — Catcher

FULL NAME: Anthony James Richie ... BATS: Right ... THROWS: Right ... HEIGHT: 6-1 ... WEIGHT: 210
 OPENING DAY AGE: 24
 BORN: 2/9/82 in Miami, FL ... RESIDENCE: Jacksonville, FL
 SCHOOL: Graduated from Bishop Kenny High School in Jacksonville, FL, in 2000 ... Attended Florida State University
 HOW ACQUIRED: Selected by Cubs in 4th round of 2003 draft (scout: Sam Hughes)

CAREER HIGHLIGHTS: **2003** – Was a finalist for the Johnny Bench Award given to the nation's top collegiate catcher ... **2002** – Named to *Baseball America's* first-team all-America squad ... also was a first-team all-Atlantic Coast Conference selection ... **2001** – Selected to *Collegiate Baseball's* freshman all-America squad

YEAR	TEAM	AVG	G	AB	R	H	2B	3B	HR	RBI	SH	SF	HP	BB	SO	SB	CS	E
2003	Lansing-A	.175	21	57	6	10	2	0	0	4	2	0	1	6	12	0	0	2
2004	Boise-A	.314	51	175	19	55	8	1	1	24	2	1	4	13	21	3	2	2
2005	Daytona-A	.280	78	257	29	72	18	0	4	27	1	5	1	15	45	1	1	3
MINOR LEAGUE TOTALS		.280	150	489	54	137	28	1	5	55	5	6	6	34	78	4	3	7

Alan Rick — Catcher

FULL NAME: Samuel Alan Rick ... BATS: Left ... THROWS: Right ... HEIGHT: 6-3 ... WEIGHT: 220
 OPENING DAY AGE: 22, turns 23 on September 8
 BORN: 9/8/83 in Hattiesburg, MS ... RESIDENCE: Palatka, FL
 SCHOOL: Graduated from Palatka (FL) High School in 2002

HOW ACQUIRED: Selected by Cubs in 4th round of 2002 draft (scout: Tom Shafer)
 CAREER HIGHLIGHTS: **2002** – Was a first-team Class 4A all-state selection

FAMILY TIES: His grandfather, Red Dulaney, played in the Boston Red Sox's organization

YEAR	TEAM	AVG	G	AB	R	H	2B	3B	HR	RBI	SH	SF	HP	BB	SO	SB	CS	E
2002	Mesa-R	.232	23	69	11	16	2	0	0	4	1	2	3	11	16	1	2	1
2003	Boise-A	.257	50	171	20	44	7	0	6	20	1	0	3	18	47	2	1	8
2004	Lansing-A	.256	84	301	40	77	22	2	9	36	2	1	6	31	87	1	1	4
2005	Peoria-A	.197	77	249	32	49	11	3	3	32	0	0	1	28	67	0	1	5
MINOR LEAGUE TOTALS		.235	234	790	103	186	42	5	18	92	4	3	13	88	217	4	5	18

Luis Rivera — Infielder

FULL NAME: Luis Alfredo Rivera Reyes ... BATS: Right ... THROWS: Right ... HEIGHT: 6-1 ... WEIGHT: 185
OPENING DAY AGE: 22

BORN: 1/25/84 in Miami, FL ... RESIDENCE: Carolina, Puerto Rico

SCHOOL: Attended Florida International University

HOW ACQUIRED: Signed by Cubs as non-drafted free agent, 6/9/05 (scout: Rolando Pino)

YEAR	TEAM	AVG	G	AB	R	H	2B	3B	HR	RBI	SH	SF	HP	BB	SO	SB	CS	E
2005	Mesa-R	.282	27	103	15	29	5	0	0	9	2	0	3	6	15	9	2	6
	Peoria-A	.348	25	69	7	24	0	0	0	12	1	0	0	2	7	3	1	2
MINOR LEAGUE TOTALS		.308	52	172	22	53	5	0	0	21	3	0	3	8	22	12	3	8

Russ Rohlicek — Pitcher

FULL NAME: Russel Louis Rohlicek ... BATS: Right ... THROWS: Left ... HEIGHT: 6-6 ... WEIGHT: 245

OPENING DAY AGE: 26, turns 27 on December 26

BORN: 12/26/79 in Walnut Creek, CA ... RESIDENCE: Pleasant Hill, CA

SCHOOL: Graduated from College Park High School in Pleasant Hill, CA, in 1998 ... attended Long Beach State University

ORIGINAL CLUB: Selected by Houston in 6th round of 2001 draft (scout: Doug Deutsch)

HOW ACQUIRED BY CUBS: Traded from Houston for P Flash Gordon 8/21/02

CAREER HIGHLIGHTS: 2002 — Was a midseason Midwest League all-star

YEAR	TEAM	W-L	ERA	G	GS	CG	SHO	SV	IP	H	R	ER	HR	HB	BB	SO	WP	BK
2001	Pittsfield-A	4-1	2.74	12	9	0	0	1	42.2	32	28	13	0	3	37	33	4	0
2002	Michigan-A	9-5	2.98	25	25	0	0	0	151.0	148	58	50	10	6	36	95	4	0
	Lansing-A	0-2	6.92	2	2	0	0	0	13.0	12	10	10	3	0	6	11	1	0
2003	Daytona-A	2-3	2.40	41	0	0	0	0	48.2	34	13	1	7	21	50	1	0	
	West Tenn-AA	2-3	9.77	13	2	0	0	0	15.2	22	17	17	0	2	13	12	2	0
2004	West Tenn-AA	5-5	2.09	60	0	0	0	2	69.0	44	19	16	1	5	42	67	7	1
2005	Iowa-AAA	3-1	4.33	55	0	0	0	3	62.1	48	35	30	5	11	45	54	6	0
MINOR LEAGUE TOTALS		25-20	3.33	208	38	0	0	6	402.1	340	180	149	20	12	200	322	25	3

Carlos Rojas — Infielder

FULL NAME: Carlos Rafael Rojas ... BATS: Right ... THROWS: Right ... HEIGHT: 6-1 ... WEIGHT: 175

OPENING DAY AGE: 22

BORN: 1/11/84 in Nueva Esparta, Venezuela ... RESIDENCE: Nueva Esparta, Venezuela

HOW ACQUIRED: Signed as non-drafted free agent by Cubs, 2/20/01 (scout: Hector Ortega)

CAREER HIGHLIGHTS: 2004 — Named by *Baseball America* as the best defensive infielder in the Cubs organization

YEAR	TEAM	AVG	G	AB	R	H	2B	3B	HR	RBI	SH	SF	HP	BB	SO	SB	CS	E
2001	Venezuela-R	.205	49	161	24	33	7	0	0	13	0	0	0	17	20	3	2	9
2002	Venezuela-R	.259	58	201	32	52	10	0	0	14	4	1	9	43	25	19	7	22
2003	Mesa-R	.235	47	187	38	44	7	3	0	15	2	1	2	18	20	9	3	6
	Iowa-AAA	1.000	1	1	0	1	0	0	0	1	0	0	0	0	0	0	0	0
2004	Lansing-A	.217	132	493	62	107	11	2	0	32	4	3	4	41	74	6	4	13
2005	Daytona-A	.244	111	398	47	97	6	0	0	29	6	2	6	35	68	4	7	17
MINOR LEAGUE TOTALS		.232	398	1441	203	334	41	5	0	104	16	7	21	154	207	41	23	67

Lisandro Rosario — Infielder

FULL NAME: Lisandro C. Rosario ... BATS: Switch ... THROWS: Right ... HEIGHT: 5-11 ... WEIGHT: 150

OPENING DAY AGE: 19, turns 20 on July 16

BORN: 7/16/86 in San Pedro de Macoris, Dominican Republic ... RESIDENCE: San Pedro de Macoris, Dominican Republic

HOW ACQUIRED: Signed as non-drafted free agent by Cubs, 7/30/03

YEAR	TEAM	AVG	G	AB	R	H	2B	3B	HR	RBI	SH	SF	HP	BB	SO	SB	CS	E
2004	Dominican-R	.178	50	135	26	24	4	3	0	16	0	0	12	34	41	22	6	0
2005	Dominican-R	.224	54	174	37	39	3	4	0	9	1	4	8	37	39	35	7	0
MINOR LEAGUE TOTALS		.204	104	309	63	63	7	7	0	27	1	4	20	71	80	57	13	0

BEAR CUBS

The highest number of players to make their major league debuts in one season for the Cubs was 20 — in 1902. The high number of youngsters that season was one of the primary reasons why the club was nicknamed the "Cubs." With the raid of National League players by American League teams, many NL clubs stocked their spring training rosters with young, unproven players. The *Chicago Daily News*, noting all the youngsters in the Chicago camp, used the nickname "Cubs" for the first time in its March 27, 1902, edition.

Jayson Ruhlman — Pitcher

FULL NAME: Jayson Gerald Ruhlman ... BATS: Left ... THROWS: Left ... HEIGHT: 6-1 ... WEIGHT: 175

OPENING DAY AGE: 21, turns 22 on August 17

BORN: 8/17/84 in Mt. Clemens, MI ... RESIDENCE: Chesterfield, MI

SCHOOL: Graduated from L'Anse Creuse North High School in 2002 ... Attended Central Michigan University

HOW ACQUIRED: Selected by Cubs in 23rd round of 2005 draft (scout: Stan Zielinski)

YEAR	TEAM	W-L	ERA	G	GS	CG	SHO	SV	IP	H	R	ER	HR	HB	BB	SO	WP	BK
2005	—																	

DID NOT PITCH

Francisco Salas — Infielder

FULL NAME: Francisco Issmael Salas ... BATS: Right ... THROWS: Right ... HEIGHT: 5-9 ... WEIGHT: 200

OPENING DAY AGE: 23, turns 24 on July 25

BORN: 7/25/82 in Baja, CA ... RESIDENCE: Baja, CA

SCHOOL: Graduated from Marian Catholic High School in Imperial Beach, CA, in 2001

HOW ACQUIRED: Signed as non-drafted free agent by Cubs, 6/22/01 (scout: Fred Petersen)

YEAR	TEAM	AVG	G	AB	R	H	2B	3B	HR	RBI	SH	SF	HP	BB	SO	SB	CS	E
2001	Mesa-R	.353	15	51	12	18	2	0	1	4	0	0	3	2	8	3	1	2
2002	Lansing-A	.270	12	37	5	10	4	0	1	9	0	1	2	3	3	0	1	6
	Mesa-R	.311	34	122	33	38	2	2	5	24	5	0	7	9	14	4	1	3
2003	Lansing-A	.269	52	175	27	47	12	2	7	28	3	3	9	10	24	2	4	7
2004	Lansing-A	.280	20	75	9	21	2	1	2	13	0	2	2	7	5	0	0	0
	Daytona-A	.227	65	216	32	49	13	1	5	24	3	4	2	17	33	3	0	8
2005	Daytona-A	.264	78	254	32	67	17	2	10	36	4	3	6	14	42	1	0	4
MINOR LEAGUE TOTALS		.269	276	930	150	250	52	8	31	138	15	13	31	62	129	13	7	30

Tomas Sanchez — Pitcher

FULL NAME: Tomas Alberto Sanchez ... BATS: Right ... THROWS: Right ... HEIGHT: 6-3 ... WEIGHT: 190

OPENING DAY AGE: 20

BORN: 3/21/86 in Juan Pablo Pina, Dominican Republic ... RESIDENCE: San Cristobal, Dominican Republic

HOW ACQUIRED: Signed by Cubs as non-drafted free agent, 1/6/06

YEAR	TEAM	W-L	ERA	G	GS	CG	SHO	SV	IP	H	R	ER	HR	HB	BB	SO	WP	BK

Will Make His Debut in 2006

Audy Santana — Pitcher

FULL NAME: Audy Santana ... BATS: Right ... THROWS: Right ... HEIGHT: 6-3 ... WEIGHT: 160

OPENING DAY AGE: 19, turns 20 on November 10

BORN: 11/10/86 in Las Matas de Farfan, Dominican Republic

HOW ACQUIRED: Signed by Cubs as non-drafted free agent, 9/23/04

YEAR	TEAM	W-L	ERA	G	GS	CG	SHO	SV	IP	H	R	ER	HR	HB	BB	SO	WP	BK
2004	Dominican-R	1-5	3.82	14	5	0	0	1	37.2	42	27	16	0	5	8	28	0	3
2005	Dominican-R	0-3	3.09	14	3	0	0	1	32.0	33	25	11	0	3	12	23	2	0
MINOR LEAGUE TOTALS		1-8	3.49	28	8	0	0	2	69.2	75	52	27	0	8	20	51	2	3

Felin Santana — Pitcher

FULL NAME: Felin Santana Feliz ... BATS: Right ... THROWS: Right ... HEIGHT: 6-5 ... WEIGHT: 210

OPENING DAY AGE: 22

BORN: 3/26/84 in Paraiso Barahona, Dominican Republic ... RESIDENCE: Paraiso Barahona, Dominican Republic

HOW ACQUIRED: Signed by Cubs as non-drafted free agent, 7/22/04 (scout: Jose Serra)

YEAR	TEAM	W-L	ERA	G	GS	CG	SHO	SV	IP	H	R	ER	HR	HB	BB	SO	WP	BK
2005	Mesa-R	1-1	4.50	6	3	0	0	0	24.0	36	15	12	1	0	4	13	1	1

GOING THE DISTANCE

The last time Cubs pitchers went the distance in three consecutive contests took place during the 1976 campaign — when Rick Reuschel (September 18), Ray Burris (September 19) and Steve Renko (September 21) did the honors.

The last time the Cubs had three straight complete-game shutouts took place in May 1969. Ken Holtzman started the streak May 11 with an 8-0 victory over San Francisco. Fergie Jenkins then blanked San Diego 2-0 on May 12. Dick Selma finished the stretch with a 3-hitter in a 19-0 victory over the Padres May 13.

Juan Sayago — Pitcher

FULL NAME: Juan Carlos Sayago Blanco ... BATS: Right ... THROWS: Right ... HEIGHT: 6-4 ... WEIGHT: 186
 OPENING DAY AGE: 19, turns 20 on June 22
 BORN: 6/22/86 in Aragua, Venezuela ... RESIDENCE: Maracay, Aragua, Venezuela
 HOW ACQUIRED: Signed by Cubs as non-drafted free agent, 6/16/04 (scout: Hector Ortega)

YEAR	TEAM	W-L	ERA	G	GS	CG	SHO	SV	IP	H	R	ER	HR	HB	BB	SO	WP	BK
2004	Dominican-R	0-4	4.46	13	7	0	0	1	40.1	37	29	20	2	10	13	38	2	1
2005	Mesa-A								DID NOT PITCH									
MINOR LEAGUE TOTALS		0-4	4.46	13	7	0	0	1	40.1	37	29	20	2	10	13	38	2	1

Paul Schappert — Pitcher

FULL NAME: Paul Schappert ... BATS: Left ... THROWS: Left ... HEIGHT: 6-5 ... WEIGHT: 215
 OPENING DAY AGE: 24, turns 25 on December 21
 BORN: 12/21/81 in Ft. Lauderdale, FL ... RESIDENCE: Southlake, TX
 HOW ACQUIRED: Signed as non-drafted free agent by Cubs, 6/26/04

YEAR	TEAM	W-L	ERA	G	GS	CG	SHO	SV	IP	H	R	ER	HR	HB	BB	SO	WP	BK
2004	Mesa-R	2-0	2.84	7	0	0	0	1	12.2	12	4	4	1	0	3	13	1	1
	Boise-A	2-2	6.08	9	0	0	0	1	13.1	15	10	9	3	2	8	13	2	1
2005	Peoria-A	1-0	4.50	20	0	0	0	0	24.0	26	15	12	1	0	8	18	1	0
	Daytona-A	0-0	0.82	21	0	0	0	4	43.2	36	5	4	2	1	8	29	2	1
MINOR LEAGUE TOTALS		5-2	2.79	57	0	0	0	6	93.2	89	34	29	7	3	27	73	6	3

Jesse Schmidt — Outfielder

FULL NAME: Jesstin August Schmidt ... BATS: Switch ... THROWS: Right ... HEIGHT: 6-1 ... WEIGHT: 200
 OPENING DAY AGE: 24, turns 25 on October 27
 BORN: 10/27/81 in San Diego, CA ... RESIDENCE: Encinitas, CA
 SCHOOL: Graduated from La Costa Canyon High School ... Attended Sacramento State
 ORIGINAL CLUB: Selected by Giants in 10th round of 2003 draft (scout: Jon Safter)
 HOW ACQUIRED BY CUBS: Signed by Mesa (R), 6/23/05

YEAR	TEAM	AVG	G	AB	R	H	2B	3B	HR	RBI	SH	SF	HP	BB	SO	SB	CS	E
2003	Salem-Keizer-A	.261	64	211	31	55	11	0	5	27	4	1	2	29	50	8	2	2
2004	Hagerstown-A	.255	118	435	55	111	19	3	7	56	0	4	6	65	85	11	7	0
2005	Peoria-A	.246	50	175	27	43	13	2	3	22	1	2	2	30	40	5	1	0
MINOR LEAGUE TOTALS		.255	232	821	113	209	43	5	15	105	5	7	10	124	175	24	10	2

Eduard Serrano — Infielder

FULL NAME: Eduard Eulises Serrano ... BATS: Switch ... THROWS: Right ... HEIGHT: 5-10 ... WEIGHT: 147
 OPENING DAY AGE: 20, turns 21 on June 2
 BORN: 6/2/85 in Santo Domingo, Dominican Republic ... RESIDENCE: Santo Domingo, Dominican Republic
 HOW ACQUIRED: Signed by Cubs as non-drafted free agent, 11/9/04 (scout: Jose Serra)

YEAR	TEAM	AVG	G	AB	R	H	2B	3B	HR	RBI	SH	SF	HP	BB	SO	SB	CS	E
2004	Dominican-R	.155	42	103	13	16	0	1	0	1	2	0	1	24	33	11	12	0
2005	Mesa-R	.250	47	180	30	45	4	4	1	13	5	3	0	16	43	19	5	14
MINOR LEAGUE TOTALS		.216	89	283	43	61	4	5	1	14	7	3	1	40	76	30	17	14

Chris Shaver — Pitcher

FULL NAME: Christopher H. Shaver ... BATS: Left ... THROWS: Left ... HEIGHT: 6-7 ... WEIGHT: 235
 OPENING DAY AGE: 24, turns 25 on August 21
 BORN: 8/21/81 in Newport Beach, CA ... RESIDES: Williamsburg, VA
 SCHOOL: Attended William & Mary College
 HOW ACQUIRED: Selected by Cubs in 4th round of 2004 draft
 CAREER HIGHLIGHTS: 2005 — Selected as a Midwest League all-star

YEAR	TEAM	W-L	ERA	G	GS	CG	SHO	SV	IP	H	R	ER	HR	HB	BB	SO	WP	BK
2004	Mesa-R	0-1	10.13	2	0	0	0	0	2.2	6	8	3	1	1	3	6	0	0
	Boise-A	0-2	3.54	13	10	0	0	0	40.2	40	20	16	2	6	19	24	4	0
2005	Peoria-A	3-7	4.31	19	19	0	0	0	102.1	92	59	49	9	5	45	76	4	0
	Daytona-A	2-3	2.12	6	6	0	0	0	34.0	33	15	8	2	1	7	19	0	0
MINOR LEAGUE TOTALS		5-13	3.81	40	35	0	0	0	179.2	171	102	76	14	13	74	125	8	0

Andy Shipman — Pitcher

FULL NAME: Andrew M. Shipman ... BATS: Right ... THROWS: Right ... HEIGHT: 6-3 ... WEIGHT: 185
 OPENING DAY AGE: 24, turns 25 on December 10
 BORN: 12/10/81 in Warrensburgh, MO ... RESIDENCE: Bellevue, NE
 ORIGINAL CLUB: Signed by Boston as non-drafted free agent, 8/15/03
 HOW ACQUIRED: Acquired by Cubs in trade that sent Jimmy Anderson to the Red Sox, 7/2/04
 CAREER HIGHLIGHTS: 2004 — Selected as a Southern League all-star

YEAR	TEAM	W-L	ERA	G	GS	CG	SHO	SV	IP	H	R	ER	HR	HB	BB	SO	WP	BK
2003	— Augusta-A	0-1	11.12	4	1	0	0	0	5.2	13	10	7	1	1	5	6	1	0
2004	— Sarasota-A	1-1	3.14	22	0	0	0	13	28.2	22	12	10	2	1	15	25	2	0
	— Daytona-A	1-1	3.18	15	0	0	0	4	17.0	10	6	6	3	0	6	22	1	0
2005	— West Tenn-AA	3-6	3.17	59	0	0	0	15	65.1	60	32	23	1	2	27	68	2	0
MINOR LEAGUE TOTALS		5-9	3.55	100	1	0	0	32	116.2	105	60	46	7	4	53	121	6	0

Joe Simokaitis — Infielder

FULL NAME: Joseph Andrew Simokaitis ... BATS: Right ... THROWS: Right ... HEIGHT: 6-1 ... WEIGHT: 188
 OPENING DAY AGE: 23, turns 24 on December 27
 BORN: 12/27/82 in St. Louis, MO ... RESIDENCE: St. Louis, MO
 SCHOOL: Attended the University of Nebraska
 HOW ACQUIRED: Selected by Cubs in 10th round of 2005 draft (scout: Tom Schaefer)

YEAR	TEAM	AVG	G	AB	R	H	2B	3B	HR	RBI	SH	SF	HP	BB	SO	SB	CS	E
2005	— Peoria-A	.190	51	168	20	32	2	2	0	13	0	2	0	24	34	2	0	13

Matt Skrmetta — Pitcher

FULL NAME: Matthew Leland Skrmetta ... BATS: Switch ... THROWS: Right ... HEIGHT: 6-3 ... WEIGHT: 220
 OPENING DAY AGE: 33, turns 34 on November 6
 BORN: 11/6/72 in Biloxi, MS ... RESIDENCE: Melbourne, FL
 SCHOOL: Graduated from Satellite Beach High School in 1990 ... Attended Indian River Junior College
 ORIGINAL CLUB: Selected by Detroit in 26th round of 1993 draft
 HOW ACQUIRED BY CUBS: Signed by Iowa (AAA), 1/6/06

YEAR	TEAM	W-L	ERA	G	GS	CG	SHO	SV	IP	H	R	ER	HR	HB	BB	SO	WP	BK
1993	— Appalachian-R	2-3	4.89	8	5	0	0	0	35.0	30	23	19	1	3	22	29	6	3
1994	— Jamestown-A	5-3	3.17	17	15	1	0	0	93.2	74	42	33	4	7	37	56	2	3
1995	— Fayetteville-A	9-4	2.71	44	2	0	0	2	89.2	66	36	27	9	3	35	105	2	0
1996	— Lakeland-A	5-5	3.59	40	0	0	0	5	52.2	44	23	21	5	2	19	52	2	1
	— Jacksonville-AA	0-0	4.50	4	0	0	0	0	6.0	4	3	3	0	0	5	7	1	0
1997	— Rancho Cucamonga-A	0-1	1.59	17	0	0	0	0	28.1	27	7	5	2	1	10	36	4	0
	— Mobile-AA	2-3	5.23	21	0	0	0	1	32.2	32	21	19	4	2	21	30	3	0
1998	— Mobile-AA	9-2	3.35	51	0	0	0	0	78.0	66	32	29	9	2	31	77	1	3
1999	— Mobile-AA	1-3	6.27	25	1	0	0	1	37.1	42	28	26	3	3	24	45	5	0
	— Las Vegas-AAA	2-1	3.45	20	0	0	0	1	28.2	20	13	11	4	1	11	25	2	0
2000	— Ottawa-AAA	0-3	5.45	32	0	0	0	10	34.2	32	23	21	4	2	19	38	2	0
	— Montreal	0-0	15.19	6	0	0	0	0	5.1	6	10	9	1	0	6	4	2	0
	— Nashville-AAA	1-0	3.24	7	0	0	0	2	8.1	6	6	3	2	0	2	13	1	0
	— Pittsburgh	2-2	9.64	8	0	0	0	0	9.1	13	12	10	2	1	3	7	1	0
2001	— Louisville-AAA	2-4	2.48	46	0	0	0	6	54.1	41	17	15	5	3	20	58	5	0
2002	— Omaha-AAA	8-0	2.51	40	0	0	0	1	61.0	48	21	17	5	1	34	58	6	0
	— Las Vegas-AAA	1-1	9.82	7	0	0	0	0	7.1	14	9	8	1	0	2	6	0	0
2003	— Fukuoka-JAPAN	1-1	3.86	16	0	0	0	11	16.1	21	7	7	4	0	6	12	0	0
2004	— Expos-R	1-0	1.59	4	2	0	0	0	5.2	2	1	1	0	0	2	8	0	0
	— Brevard County-A	1-0	0.00	3	0	0	0	0	2.1	0	0	0	0	0	2	5	0	0
	— Harrisburg-AA	0-1	5.40	5	0	0	0	1	6.2	5	4	4	2	0	6	8	1	0
2005	— Tohoku Rakuten-JAPAN	1-0	6.14	5	0	0	0	0	7.1	7	7	5	2	0	4	6	0	0
MAJOR LEAGUE TOTALS		2-2	11.66	14	0	0	0	0	14.2	19	22	19	3	1	9	11	3	0
MINOR LEAGUE TOTALS		49-34	3.56	391	25	1	0	30	662.1	553	309	262	60	30	302	656	43	10

Alvaro Sosa — Catcher

FULL NAME: Alvaro Raimundo Sosa ... BATS: Left ... THROWS: Right ... HEIGHT: 5-11 ... WEIGHT: 160
 OPENING DAY AGE: 19, turns 20 on June 7
 BORN: 6/7/86 in Santiago, Dominican Republic ... RESIDENCE: Santiago, Dominican Republic
 HOW ACQUIRED: Signed by Cubs as non-drafted free agent, 7/9/04

YEAR	TEAM	AVG	G	AB	R	H	2B	3B	HR	RBI	SH	SF	HP	BB	SO	SB	CS	E
2005	— Dominican-R	.188	63	192	24	36	9	0	3	22	3	0	2	34	46	4	7	0

Roberto Sotolongo — Pitcher

FULL NAME: Roberto Sotolongo ... BATS: Right ... THROWS: Right ... HEIGHT: 6-4 ... WEIGHT: 200

OPENING DAY AGE: 23, turns 24 on August 18

BORN: 8/18/82 in La Habana, Cuba ... RESIDENCE: Santiago, Dominican Republic

HOW ACQUIRED: Signed by Cubs as non-drafted free agent, 8/6/04

YEAR	TEAM	W-L	ERA	G	GS	CG	SHO	SV	IP	H	R	ER	HR	HB	BB	SO	WP	BK
2005	Dominican-R	3-2	1.88	11	8	0	0	2	43.0	32	15	9	0	10	10	37	6	2

Jemel Spearman — Infielder

FULL NAME: Jemel Lee Spearman ... BATS: Right ... THROWS: Right ... HEIGHT: 6-0 ... WEIGHT: 195

OPENING DAY AGE: 25, turns 26 on December 27

BORN: 12/27/80 in Atlanta, GA ... RESIDENCE: Lawrenceville, GA

SCHOOL: Graduated from St. Pius X High School in Doraville, GA, in 1999 ... Attended Georgia Southern University

HOW ACQUIRED: Selected by Cubs in 16th round of 2002 draft (scout: Sam Hughes)

CAREER HIGHLIGHTS: 2003 — Named to the Florida State League midseason all-star team ... 2002 — Selected to the Arizona League postseason all-star team

YEAR	TEAM	AVG	G	AB	R	H	2B	3B	HR	RBI	SH	SF	HP	BB	SO	SB	CS	E
2002	Mesa-R	.313	54	208	*46	65	7	5	1	21	0	3	3	28	22	*29	1	17
	Boise-A	.273	3	11	1	3	0	0	0	0	0	0	0	1	1	1	0	0
2003	Daytona-A	.274	100	365	53	100	13	1	2	47	4	6	6	39	71	15	11	16
	West Tenn-AA	.351	15	57	11	20	2	1	1	9	1	0	0	6	6	5	2	3
2004	Daytona-A	.289	12	45	12	13	0	0	0	7	0	1	3	5	7	4	1	5
	West Tenn-AA	.243	55	148	19	36	4	3	0	13	1	1	3	13	24	6	5	8
2005	West Tenn-AA	.348	14	46	6	16	3	2	0	6	0	0	1	0	6	2	1	0
MINOR LEAGUE TOTALS		.288	253	880	148	253	29	12	4	103	6	11	16	92	137	62	21	49

*Led League

Nate Spears — Infielder

FULL NAME: Nathaniel Joseph Spears ... BATS: Left ... THROWS: Right ... HEIGHT: 5-11 ... WEIGHT: 165

OPENING DAY AGE: 20, turns 21 on May 3

BORN: 5/3/85 in Fort Myers, FL ... RESIDENCE: Port Charlotte, FL

SCHOOL: Graduated from Charlotte High School in Punta Gorda, FL, in 2003

ORIGINAL CLUB: Selected by Baltimore in fifth round of 2003 draft

HOW ACQUIRED BY CUBS: Traded by Baltimore 1/9/06 with P.Carlos Perez for OF Corey Patterson

YEAR	TEAM	AVG	G	AB	R	H	2B	3B	HR	RBI	SH	SF	HP	BB	SO	SB	CS	E
2003	Orioles-R	.289	56	180	38	52	7	5	1	19	4	2	5	*40	32	18	5	14
2004	Delmarva-A	.275	97	371	50	102	12	11	5	37	7	3	3	47	63	7	6	15
2005	Frederick-A	.294	112	445	63	131	30	6	6	41	14	1	2	36	82	8	4	13
MINOR LEAGUE TOTALS		.286	265	996	151	285	49	22	12	97	25	6	10	123	177	33	15	42

*Led League

Jon Mark Sprowl — Catcher

FULL NAME: Jon Mark Sprowl ... BATS: Left ... THROWS: Right ... HEIGHT: 6-1 ... WEIGHT: 200

OPENING DAY AGE: 25, turns 26 on August 1

BORN: 8/11/80 in Tucson, AZ ... RESIDENCE: Panama City, FL

SCHOOL: Graduated from Bay High School in Panama City, FL, in 1998 ... attended Shelton State Community College (AL)

ORIGINAL CLUB: Selected by Cubs in 47th round of draft

HOW RE-ACQUIRED BY CUBS: Signed by Cubs as non-drafted free agent, 1/9/06

FAMILY TIES: His father, Bobby, pitched in the majors with Boston (1979) and Houston (1979-1981)

YEAR	TEAM	AVG	G	AB	R	H	2B	3B	HR	RBI	SH	SF	HP	BB	SO	SB	CS	E
1999	Mesa-R	.392	31	97	19	38	9	2	0	14	0	2	1	18	14	1	1	3
2000	Lansing-A	.000	2	4	3	0	0	0	0	0	0	0	0	3	2	0	0	3
	Eugene-A	.235	40	98	9	23	2	0	1	7	1	2	0	14	24	3	0	0
2001	Lansing-A	.219	54	155	12	34	9	0	3	28	1	3	4	18	24	0	3	1
2002	Lancaster-A	.278	76	230	39	64	12	1	6	27	3	1	6	43	42	2	4	2
2003	South Bend-A	.296	95	321	56	95	22	3	4	42	2	3	5	54	31	5	4	13
	Battle Creek-A	.402	29	97	21	39	8	0	1	20	0	2	4	17	8	0	1	1
2004	Tampa-A	.256	66	219	30	56	10	1	1	29	1	3	5	41	24	0	3	3
2005	Tampa-A	.228	63	184	19	42	7	2	2	22	0	1	4	27	29	1	2	4
MINOR LEAGUE TOTALS		.278	456	1405	208	391	79	9	18	189	8	17	29	235	198	12	18	60

Jamal Strong — Outfielder

FULL NAME: Jamal Najar Strong ... BATS: Right ... THROWS: Right ... HEIGHT: 5-10 ... WEIGHT: 180

OPENING DAY AGE: 27, turns 28 on August 5

BORN: 8/5/78 in Pasadena, CA ... RESIDENCE: Altadena, CA

SCHOOL: Graduated from Pasadena High School (CA) in 1996 ... attended Citrus Junior College (CA) and the University of Nebraska-Lincoln

ORIGINAL CLUB: Selected by Seattle in 6th round of 2000 draft

HOW ACQUIRED BY CUBS: Signed by Iowa (AAA), 1/20/06

CAREER HIGHLIGHTS: 2001 — Named a Midwest League all-star and a California League all-star ... 2000 — Named a Northwest League Baseball America all-star and Northwest co-most valuable player

YEAR	TEAM	AVG	G	AB	R	H	2B	3B	HR	RBI	SH	SF	HP	BB	SO	SB	CS	E
2000	— Everett-A	.314	75	296	63	93	7	3	1	28	5	1	4	52	29	*60	14	2
2001	— Wisconsin-A	.353	51	184	41	65	12	1	0	19	1	1	5	40	27	35	4	1
	San Bernadino-A	.311	81	331	74	103	11	2	0	32	6	0	5	51	60	47	8	4
2002	— San Antonio-AA	.278	127	503	63	140	16	5	1	31	2	5	10	62	87	*46	16	6
2003	— Mariners-R	.714	2	7	5	5	0	1	0	4	0	2	1	3	1	3	0	1
	Tacoma-AAA	.305	56	210	38	64	6	1	2	19	3	1	5	25	38	26	11	6
	Seattle	.000	12	2	2	0	0	0	0	0	0	0	0	0	0	0	0	0
2004	— Tacoma-AAA	.324	64	238	46	77	11	2	3	24	6	1	3	38	28	19	6	2
2005	— Tacoma-AAA	.293	93	382	57	112	16	5	4	36	6	1	5	43	67	25	6	5
	Seattle	.250	16	20	6	5	0	1	0	2	0	1	1	2	6	0	0	0
MAJOR LEAGUE TOTALS		.227	28	22	8	5	0	1	0	2	0	1	1	2	6	0	0	0
MINOR LEAGUE TOTALS		.306	549	2151	387	659	79	20	11	193	29	12	38	314	337	261	65	27

*Led League

Kevin Sullivan — Catcher

FULL NAME: Kevin Liam Sullivan ... BATS: Right ... THROWS: Right ... HEIGHT: 6-1 ... WEIGHT: 220

OPENING DAY AGE: 28, turns 29 on October 4

BORN: 10/4/77 in Stevens Point, WI ... RESIDENCE: Stevens Point, WI

SCHOOL: Graduated from Stevens Point Pacell High School (WI) in 1996 ... Graduated from Carthage College in 2000 with a degree in graphic design

ORIGINAL CLUB: Selected by Philadelphia in the 32nd round of the 2000 draft

HOW ACQUIRED BY CUBS: Signed by West Tenn (AA), 1/6/06

YEAR	TEAM	AVG	G	AB	R	H	2B	3B	HR	RBI	SH	SF	HP	BB	SO	SB	CS	E
2000	— Batavia-A	.176	12	34	4	6	1	0	0	1	2	0	0	8	10	1	0	0
	Piedmont-A	.324	11	37	8	12	4	0	0	4	1	1	0	0	4	1	0	1
2001	— Lincoln-IND	.333	83	315	41	105	15	3	6	39	5	1	2	22	63	5	6	7
2002	— Carolina-AA	.182	5	11	0	2	0	0	0	2	0	0	0	1	2	0	0	0
	Salem-A	.264	77	280	29	74	24	1	3	37	3	5	3	11	49	3	0	2
2003	— Colorado Springs-AAA	.167	4	12	1	2	1	0	0	2	0	1	0	0	5	0	0	0
	Tulsa-AA	.239	52	142	9	34	5	0	0	12	1	1	2	6	34	2	0	6
	Visalia-A	.333	4	12	1	4	0	0	1	2	0	0	0	0	1	0	0	0
2004	— Lincoln-IND	.268	57	213	32	57	8	2	5	32	1	3	1	16	49	5	2	7
2005	— Lincoln-IND	.313	89	342	51	107	14	3	10	45	3	2	5	10	24	5	0	10
MINOR LEAGUE TOTALS		.288	394	1398	176	403	248	7	25	176	16	14	13	74	241	22	8	33

Jason Szuminski — Pitcher

FULL NAME: Jason Ernest Szuminski ... BATS: Right ... THROWS: Right ... HEIGHT: 6-5 ... WEIGHT: 220

OPENING DAY AGE: 27, turns 28 on December 11

BORN: 12/11/78 in San Diego, CA ... RESIDENCE: San Antonio, TX

SCHOOL: Graduated from Douglas MacArthur High School (TX) in 1996 ... Received a bachelor's degree in aerospace engineering from the

Massachusetts Institute of Technology in 2000

ORIGINAL CLUB: Selected by Cubs in 27th round of 2000 draft ... Selected by Royals in 2003 Rule 5 draft (traded to Padres)

HOW RE-ACQUIRED BY CUBS: Returned to Cubs 5/11/04

YEAR	TEAM	W-L	ERA	G	GS	CG	SHO	SV	IP	H	R	ER	HR	HB	BB	SO	WP	BK
2000	— Mesa-R	2-1	2.43	10	4	0	0	0	40.2	39	15	11	0	3	13	31	2	0
	Lansing-A	3-1	3.38	4	4	0	0	0	21.1	19	8	8	0	1	10	7	1	1
2001	— Lansing-A	4-3	6.44	14	4	0	0	0	36.1	56	27	26	2	2	17	22	2	0
2002	— Daytona-A	5-2	5.12	39	7	0	0	1	91.1	95	61	52	7	6	41	53	12	0
2003	— Daytona-A	2-1	3.65	13	0	0	0	0	24.2	29	12	10	0	1	9	23	0	0
	West Tenn-AA	7-4	2.26	29	3	0	0	2	59.2	51	19	15	1	3	19	45	1	0
	Iowa-AAA	0-0	3.55	3	2	0	0	0	12.2	11	5	5	0	0	1	5	0	0
2004	— San Diego	0-0	7.20	7	0	0	0	0	10.0	12	9	8	3	2	11	5	0	0
	Iowa-AAA	3-2	4.94	41	2	0	0	8	51.0	57	40	28	6	3	35	31	1	0
2005	—								INJURED — DID NOT PITCH									
MAJOR LEAGUE TOTALS		0-0	7.20	7	0	0	0	0	10.0	12	9	8	3	2	11	5	0	0
MINOR LEAGUE TOTALS		26-14	4.13	153	26	0	0	11	337.2	357	187	155	16	19	145	217	19	1

Brandon Taylor — Infielder

FULL NAME: Brandon Guy Taylor ... BATS: Right ... THROWS: Right ... HEIGHT: 6-1 ... WEIGHT: 198
 OPENING DAY AGE: 23, turns 24 on July 26
 BORN: 7/26/82 in Kennewick, WA ... RESIDENCE: Orem, UT
 SCHOOL: Graduated from Timpanogos High School in 2000 ... Attended Brigham Young University
 HOW ACQUIRED: Selected by Cubs in 17th round of 2005 draft (scout: John Barsch)

YEAR	TEAM	AVG	G	AB	R	H	2B	3B	HR	RBI	SH	SF	HP	BB	SO	SB	CS	E
2005	Boise-A	.262	57	202	28	53	16	1	7	30	1	2	2	14	53	2	5	10

David Taylor — Pitcher

FULL NAME: David Duward Taylor ... BATS: Right ... THROWS: Left ... HEIGHT: 6-2 ... WEIGHT: 210
 OPENING DAY AGE: 23, turns 24 on November 12
 BORN: 11/12/82 in Arlington, TX ... RESIDENCE: Manfield, TX
 SCHOOL: Graduated from Manfield High School in 2001 ... Graduated from Baylor University in 2005
 HOW ACQUIRED: Selected by Cubs in 7th round of 2005 draft (scout: Steve Riha)

YEAR	TEAM	W-L	ERA	G	GS	CG	SHO	SV	IP	H	R	ER	HR	HB	BB	SO	WP	BK
2005	Mesa-R	0-0	0.00	2	2	0	0	0	4.0	2	0	0	0	0	2	5	1	0

Scott Taylor — Pitcher

FULL NAME: Scott William Taylor ... BATS: Right ... THROWS: Right ... HEIGHT: 6-4 ... WEIGHT: 240
 OPENING DAY AGE: 19, turns 20 on December 28
 BORN: 12/28/86 in Charleston, WV ... RESIDENCE: Glen Allen, VA
 SCHOOL: Graduated from Hermitage High School in 2005
 HOW ACQUIRED: Selected by Cubs in 5th round of 2005 draft (scout: Billy Swoope)

YEAR	TEAM	W-L	ERA	G	GS	CG	SHO	SV	IP	H	R	ER	HR	HB	BB	SO	WP	BK
2005	Mesa-R	0-3	6.89	6	6	0	0	0	15.2	21	14	12	0	0	7	13	2	0
	Boise-A	0-0	5.63	2	2	0	0	0	8.0	7	5	5	0	0	2	7	0	0
MINOR LEAGUE TOTALS		0-3	6.46	8	8	0	0	0	23.2	28	19	17	0	0	9	20	2	0

Jeffrey Teasley — Pitcher

FULL NAME: Jeffrey Philip Teasley ... BATS: Right ... THROWS: Right ... HEIGHT: 6-8 ... WEIGHT: 250
 OPENING DAY AGE: 22, turns 23 on May 9
 BORN: 5/9/83 in San Diego, CA ... RESIDENCE: San Diego, CA
 SCHOOL: Graduated from Grossmont High School in 2001 ... Graduated from Point Loma Nazarene University in 2004
 HOW ACQUIRED: Signed by Cubs as non-drafted free agent, 6/17/05 (scout: Denny Henderson)

YEAR	TEAM	W-L	ERA	G	GS	CG	SHO	SV	IP	H	R	ER	HR	HB	BB	SO	WP	BK
2005	Boise-A	1-0	5.19	20	0	0	0	4	26.0	24	15	15	4	1	12	28	3	0
	Peoria-A	0-0	3.86	4	0	0	0	3	4.2	4	2	2	1	1	3	7	0	0
MINOR LEAGUE TOTALS		1-0	4.99	24	0	0	0	7	30.2	28	17	17	5	2	15	35	3	0

YOU CAN COME HOME AGAIN

Of the more than 1,700 players who have appeared in at least one game for the Cubs, six have had 10-plus year interruptions in their time with the club:

- 13 years: Roger Bresnahan (1900 ... 1913-1915) and Johnny Moore (1928-1929, 1931-1932 ... 1945)
- 12 years: Larry Gura (1970-1973 ... 1985) and Dave Martinez (1986-1988 ... 2000)
- 11 years: Greg Maddux (1986-1992 ... 2004)
- 10 years: Lonny Frey (1937 ... 1947)

The longest span between homers for the team belongs to Billy Jurgens, who went 9 years, 22 days between Cubs homers August 2, 1938, through August 24, 1947 (both homers were hit at the Polo Grounds). Jurgens was a Cub from 1931-1938 and in 1946-1947.

Jake Thrower — Infielder

FULL NAME: Jason Logan Thrower ... BATS: Switch ... THROWS: Right ... HEIGHT: 5-11 ... WEIGHT: 185
 OPENING DAY AGE: 30, turns 31 on November 19
 BORN: 11/19/75 in Yuma, AZ ... RESIDES: Yuma, AZ
 SCHOOL: Graduated from Yuma High School (AZ) in 1994 ... Attended the University of Arizona
 ORIGINAL CLUB: Signed by San Diego as a non-drafted free agent, 6/13/97 (scout: Tim Williams)
 HOW ACQUIRED: Signed by Iowa (AAA), 1/5/06

YEAR	TEAM	AVG	G	AB	R	H	2B	3B	HR	RBI	SH	SF	HP	BB	SO	SB	CS	E
1997	Idaho Falls-R	.340	35	141	37	48	10	4	3	28	0	1	4	31	16	10	1	10
	Clinton-A	.254	19	63	8	16	3	0	0	12	1	0	2	13	15	1	3	4
1998	Clinton-A	.290	43	145	25	42	11	1	5	27	0	0	4	22	22	11	3	9
	Rcho Cucamonga-A	.268	37	127	24	34	7	0	1	10	0	2	1	19	19	4	1	4
1999	Mobile-AA	.242	40	149	15	36	9	2	3	26	0	1	1	21	26	3	3	11
	Las Vegas-AAA	.288	72	267	40	77	17	4	4	30	3	2	2	27	56	4	4	10
2000	Las Vegas-AAA	.313	4	16	4	5	0	0	0	2	0	0	0	2	2	0	0	0
	Mobile-AA	.278	31	115	16	32	6	0	1	11	2	2	1	14	22	3	0	3
2001	Mobile-AA	.272	103	386	46	105	25	1	4	31	4	1	5	45	66	3	3	11
	Portland-AAA	.204	15	54	3	11	1	0	0	1	1	0	0	2	8	1	0	2
2002	Portland-AAA	.271	111	362	45	98	31	1	4	33	4	3	4	24	53	1	0	12
2003	Portland-AAA	.277	28	83	11	23	8	0	1	13	0	2	2	7	8	1	0	2
	Harrisburg-AA	.283	15	53	11	15	3	1	0	5	2	0	0	8	6	3	1	1
	Edmonton-AAA	.224	51	143	12	32	5	0	2	15	1	4	0	6	18	0	1	3
2004	Salt Lake-AAA	.298	120	456	73	136	29	2	7	65	1	7	4	41	53	5	2	14
2005	Buffalo-AAA	.261	35	119	12	31	9	0	0	9	1	2	1	3	16	2	2	2
MINOR LEAGUE TOTALS		.277	759	2679	382	741	174	16	35	318	20	27	31	285	406	52	24	98

Elio Triunfer — Pitcher

FULL NAME: Elio Dalid Triunfer ... BATS: Right ... THROWS: Right
 OPENING DAY AGE: 21
 BORN: 1/23/85 in Santiago, Dominican Republic ... RESIDENCE: Santiago, Dominican Republic
 HOW ACQUIRED: Signed by Cubs as non-drafted free agent, 12/30/04

YEAR	TEAM	W-L	ERA	G	GS	CG	SHO	SV	IP	H	R	ER	HR	HB	BB	SO	WP	BK
2005	Dominican-R	0-2	7.59	13	1	0	0	0	21.1	26	22	18	4	1	20	15	6	0

Edwin Valdez — Outfielder

FULL NAME: Edwin M. Valdez ... BATS: Right ... THROWS: Right ... HEIGHT: 5-11 ... WEIGHT: 160
 OPENING DAY AGE: 19
 BORN: 1/12/87 in Nizao, Dominican Republic ... RESIDES: Nizao, Dominican Republic
 HOW ACQUIRED: Signed by Cubs as non-drafted free agent, 7/14/03

YEAR	TEAM	AVG	G	AB	R	H	2B	3B	HR	RBI	SH	SF	HP	BB	SO	SB	CS	E
2005	Dominican-R	.184	21	38	4	7	2	0	1	8	0	1	1	5	13	0	0	3

Jesus Valdez — Infielder

FULL NAME: Jesus A. Valdez ... BATS: Right ... THROWS: Right ... HEIGHT: 6-2 ... WEIGHT: 170
 OPENING DAY AGE: 21, turns 22 on November 2
 BORN: 11/2/84 in San Cristobal, Dominican Republic ... RESIDES: Santo Domingo, Dominican Republic
 HOW ACQUIRED: Signed by Cubs as non-drafted free agent, 8/12/02

YEAR	TEAM	AVG	G	AB	R	H	2B	3B	HR	RBI	SH	SF	HP	BB	SO	SB	CS	E
2003	Mesa-R	.320	48	175	20	56	8	5	0	29	0	0	5	7	31	7	2	9
2004										INJURED — DID NOT PLAY								
2005	Boise-A	.244	61	234	30	57	13	1	5	38	0	2	1	9	49	4	3	2
MINOR LEAGUE TOTALS		.276	109	409	50	113	21	6	5	67	0	2	6	16	80	11	5	11

Carlos Vasquez — Pitcher

FULL NAME: Carlos Augusto Vasquez (Rincones) ... BATS: Left ... THROWS: Left ... HEIGHT: 6-2 ... WEIGHT: 220
 OPENING DAY AGE: 23, turns 24 on December 6
 BORN: 12/6/82 in Sucre, Venezuela ... RESIDES: Sucre, Venezuela
 HOW ACQUIRED: Signed as a non-drafted free agent, 2/21/00

CARLOS VASQUEZ'S PROFESSIONAL STATISTICS

YEAR	TEAM	W-L	ERA	G	GS	CG	SHO	SV	IP	H	R	ER	HR	HB	BB	SO	WP	BK
2000	Venezuela-R	1-5	3.32	12	12	1	1	0	62.1	62	29	23	4	11	35	65	5	2
2001	—								INJURED — DID NOT PITCH									
2002	Boise-A	5-6	4.26	15	*15	0	0	0	80.1	77	45	38	6	10	33	68	9	1
2003	Lansing-A	10-13	3.74	24	23	0	0	0	137.1	136	74	57	5	9	47	87	9	1
2004	Daytona-A	6-5	3.87	16	16	0	0	0	79.0	86	54	34	4	5	31	51	10	0
2005	—								INJURED — DID NOT PITCH									
MINOR LEAGUE TOTALS		22-29	3.81	67	66	1	1	0	359.0	361	202	152	19	35	146	271	33	4

*Led League

Donald Veal — Pitcher

FULL NAME: Donald Tyrone Veal ... BATS: Left ... THROWS: Left ... HEIGHT: 6-4 ... WEIGHT: 215

OPENING DAY AGE: 21, turns 22 on September 18

BORN: 9/18/84 in Jackson, MS ... RESIDES: Hereford, AZ

SCHOOL: Graduated from Buena High School (AZ) in 2003 ... Attended Pima Community College (AZ) and the University of Arizona

HOW ACQUIRED: Selected by Cubs in 2nd round of 2005 draft (scout: Steve McFarland)

FAMILY TIES: Is the cousin of former Phoenix Suns guard, Kevin Johnson

YEAR	TEAM	W-L	ERA	G	GS	CG	SHO	SV	IP	H	R	ER	HR	HB	BB	SO	WP	BK
2005	Mesa-R	0-1	5.06	4	3	0	0	0	10.2	8	6	6	2	1	5	14	2	0
	Boise-A	1-2	2.48	7	6	0	0	0	29.0	18	11	8	2	0	15	34	4	3
MINOR LEAGUE TOTALS		1-3	3.18	11	9	0	0	0	39.2	26	17	14	4	1	20	48	6	3

Chris Walker — Outfielder

FULL NAME: Christopher Dwayne Walker ... BATS: Right ... THROWS: Right ... HEIGHT: 5-8 ... WEIGHT: 175

OPENING DAY AGE: 25, turns 26 on July 3

BORN: 7/3/80 in Greenwood, MS ... RESIDENCE: Alpharetta, GA

SCHOOL: Graduated from Milton High School in Alpharetta, GA, in 1998 ... Attended Georgia Southern University

HOW ACQUIRED: Selected by Cubs in 6th round of 2002 draft (scout: Sam Hughes)

CAREER HIGHLIGHTS: 2005 — Selected as a Florida State League all-star ... lead the FSL with 97 runs scored, 14 triples and 60 stolen bases ... his triples and steals totals ranked 2nd and 3rd respectively among all minor leaguers ... 2004 — Selected as a Midwest League Midseason all-star ... Was a two-time all-Southern Conference selection

FAMILY TIES: His uncle, Glenn Young, played football for the Cleveland Browns and Philadelphia Eagles

YEAR	TEAM	AVG	G	AB	R	H	2B	3B	HR	RBI	SH	SF	HP	BB	SO	SB	CS	E
2002	Boise-A	.247	60	231	33	57	7	1	1	18	6	1	2	17	52	25	11	2
2003	Boise-A	.235	68	247	25	58	5	1	0	14	5	0	3	8	51	25	9	4
2004	Lansing-A	.282	123	489	75	138	19	5	3	41	6	6	6	45	78	*60	17	2
2005	Daytona-A	.284	133	536	*97	152	21	*14	6	57	0	1	9	41	111	*60	21	1
MINOR LEAGUE TOTALS			384	1503	230	405	52	21	10	130	17	8	20	111	292	170	58	9

*Led League

MAJOR LEAGUE WAIVER RULES

There are four types of waiver requests — Major League Waivers, Special Waivers, Outright Waivers and Unconditional Release Waivers.

Major League Waivers are necessary for any player assignment between major league clubs made from August 1 until the day after the close of the regular season. Waivers are not needed for major league assignments during the rest of the year. The trading deadline in which waivers are not needed is July 31.

Special Waivers are irrevocable. They are required for a major league club to outright a player to a minor league club from September 1 until the 30th day of the following season.

Outright Waivers are irrevocable. They are required for a major league club to outright a player to a minor league club from the 31st day of the regular season until August 31.

Unconditional Release Waivers can be secured at any point during the year.

YOUNG AT HEART

The oldest player to play for the Cubs was Hoyt Wilhelm. Born in 1923, Wilhelm joined the Cubs in September 1970 — two months after his 47th birthday — and pitched in 3 games with the club.

The only players in their 40s to make Opening Day starts for the Cubs were first baseman Cap Anson (final season-opening start in 1895 at the age of 43), pitcher Dutch Leonard (40 in 1949) and third baseman Gary Gaetti (40 in 1999).

Matt Weber — Pitcher

FULL NAME: Matthew L.C. Weber ... BATS: Right ... THROWS: Right ... HEIGHT: 6-3 ... WEIGHT: 205

OPENING DAY AGE: 20, turns 21 on May 5

BORN: 5/5/85 in Yuma, AZ ... RESIDENCE: Roscoe, IL

SCHOOL: Graduated from Boylan Catholic High School in Rockford, IL, in 2003

HOW ACQUIRED: Selected by Cubs in 16th round of 2003 draft (scout: Stan Zielinski)

CAREER HIGHLIGHTS: **2004** – Selected as a Northwest League all-star ... **2003** – Was an all-state performer in baseball and football ... earned Male Athlete of the Year honors from the *Rockford Register Star*

YEAR	TEAM	W-L	ERA	G	GS	CG	SHO	SV	IP	H	R	ER	HR	HB	BB	SO	WP	BK
2003	Mesa-R	0-2	4.05	7	0	0	0	1	13.1	14	10	6	0	3	3	13	2	0
2004	Boise-A	5-1	2.95	14	14	0	0	0	76.1	72	27	25	1	4	18	46	4	1
2005	Peoria-A	7-9	3.91	25	24	1	0	0	142.2	173	71	62	12	8	27	85	5	0
	Daytona-A	0-2	12.71	2	2	0	0	0	5.2	16	10	8	1	0	3	4	1	0
MINOR LEAGUE TOTALS		12-14	3.27	48	40	1	0	1	278.0	275	118	101	14	15	51	148	12	1

Aron Weston — Outfielder

FULL NAME: Gordon Aron Weston III ... BATS: Left ... THROWS: Left ... HEIGHT: 6-5 ... WEIGHT: 190

OPENING DAY AGE: 25, turns 26 on November 5

BORN: 11/5/80 in Columbus, OH ... RESIDENCE: Solon, OH

SCHOOL: Graduated from Solon (OH) High School in 1999

ORIGINAL CLUB: Selected by Pittsburgh in 3rd round of 1999 draft (scout: Duane Gustavson)

HOW ACQUIRED BY CUBS: Traded from Pittsburgh for P Ricardo Palma, P Tim Lavery and cash, 8/2/02

CAREER HIGHLIGHTS: **2004** – Selected as a Southern League midseason all-star

YEAR	TEAM	AVG	G	AB	R	H	2B	3B	HR	RBI	SH	SF	HP	BB	SO	SB	CS	E
1999	Gulf Coast-R	.218	33	119	26	26	2	1	0	5	0	0	1	20	36	14	5	3
2000	Hickory-A	.267	82	315	52	84	13	2	2	21	4	0	1	36	89	28	6	5
2001	Hickory-A	.122	20	74	8	9	2	1	0	2	0	1	4	3	25	5	1	2
2002	Hickory-A	.239	67	226	38	54	10	2	4	30	3	3	0	35	49	20	5	3
	Lansing-A	.260	28	96	10	25	4	1	2	14	0	0	3	13	23	5	2	3
2003	Daytona-A	.280	58	207	32	58	11	4	1	23	2	1	3	20	50	14	3	4
	West Tenn-AA	.201	56	194	27	39	6	2	3	14	3	1	3	13	54	12	4	2
2004	West Tenn-AA	.287	123	425	62	122	20	9	4	46	3	4	3	31	90	10	9	7
2005	Daytona-A	.421	7	19	5	8	2	1	1	6	0	0	1	1	2	0	0	0
	West Tenn-AA	.316	11	19	4	6	3	0	0	2	0	0	0	1	3	0	0	0
MINOR LEAGUE TOTALS		.254	485	1694	264	431	73	23	17	163	15	10	19	173	421	108	25	29

J.D. Westphal — Outfielder

FULL NAME: Joshua D. Westphal ... BATS: Right ... THROWS: Right ... HEIGHT: 6-1 ... WEIGHT: 190

OPENING DAY AGE: 23

BORN: 2/10/83 in Orem, UT ... RESIDENCE: South Jordan, UT

SCHOOL: Graduated from Copper Hills High School in 2001 ... Attended Dixie State College and Southern Utah University

HOW ACQUIRED: Signed by Cubs as non-drafted free agent, 7/21/05

YEAR	TEAM	AVG	G	AB	R	H	2B	3B	HR	RBI	SH	SF	HP	BB	SO	SB	CS	E
2005	Mesa-R	.368	5	19	4	7	0	1	0	3	0	0	0	1	6	1	1	0
	Daytona-A	.105	17	38	4	4	0	0	0	1	0	0	0	3	15	0	0	0
MINOR LEAGUE TOTALS		.193	22	57	8	11	0	1	0	4	0	0	0	4	21	1	1	0

CUBS BROADCASTING FIRSTS

October 1, 1924: The first Chicago baseball game was broadcast on radio when the Cubs and White Sox met in the City Series at Cubs Park. Sen Kasey was at the microphone for WGN Radio.

April 14, 1925: The first Cubs regular-season game was broadcast on radio, with Quin Ryan serving as the play-by-play voice for the Cubs' season opener against Pittsburgh.

July 13, 1946: For the first time, a Cubs contest was televised. WKBK-TV, with Jack Gibey at the microphone, televised the game.

April 16, 1948: WGN-TV televised a Chicago baseball game for the first time when the Cubs and White Sox met in an exhibition contest at Wrigley Field. Jack Brickhouse was the play-by-play voice.

Olin Wick — Catcher

FULL NAME: Olin T. Wick ... BATS: Switch ... THROWS: Right ... HEIGHT: 6-0 ... WEIGHT: 180
 OPENING DAY AGE: 23, turns 24 on May 6
 BORN: 5/6/82 in Seattle, WA ... RESIDENCE: Bellevue, WA
 SCHOOL: Attended the University of Puget Sound
 HOW ACQUIRED: Selected by Cubs in 48th round of 2004 draft

YEAR	TEAM	AVG	G	AB	R	H	2B	3B	HR	RBI	SH	SF	HP	BB	SO	SB	CS	E
2004	Mesa-R	.327	13	49	9	16	3	2	0	5	0	0	1	5	11	0	0	2
	Boise-A	.154	8	13	3	2	2	0	0	2	0	0	2	0	6	0	0	0
2005	Mesa-R	.225	26	40	7	9	3	0	0	4	1	0	0	6	14	0	0	2
MINOR LEAGUE TOTALS		.265	47	102	19	27	8	2	0	11	1	0	3	11	31	0	0	4

Jeff Winchester — Catcher

FULL NAME: Jeffrey Eldon Winchester ... BATS: Right ... THROWS: Right ... HEIGHT: 5-11 ... WEIGHT: 215
 OPENING DAY AGE: 26
 BORN: 1/21/80 in Metairie, LA ... RESIDENCE: Asheville, NC
 SCHOOL: Graduated from Rummel High School (LA) in 1998
 ORIGINAL CLUB: Selected by Colorado in 1st round (40th overall) of 1998 draft
 HOW ACQUIRED: Signed by Cubs as non-drafted free agent, 7/05
 CAREER HIGHLIGHTS: 2000 — Named to the South Atlantic League all-star team ... 1999 — Named to the South Atlantic League all-star team

YEAR	TEAM	AVG	G	AB	R	H	2B	3B	HR	RBI	SH	SF	HP	BB	SO	SB	CS	E
1998	Rockie-R	.208	43	125	22	26	8	0	3	16	0	0	6	22	46	2	1	7
1999	Asheville-A	.232	86	310	45	72	18	1	18	48	0	1	9	27	92	0	1	14
2000	Asheville-A	.262	110	397	62	104	17	0	17	73	0	5	20	31	109	9	7	16
2001	Salem-A	.161	95	304	29	49	7	0	7	26	4	2	8	23	75	2	2	14
2002	Salem-A	.246	97	357	36	88	3	1	3	36	4	6	5	15	59	2	2	12
2003	Visalia-A	.252	83	302	33	76	8	0	8	37	1	3	10	14	51	1	3	3
2004	Tulsa-AA	.222	79	243	19	54	5	1	5	29	3	3	4	11	52	0	2	8
2005	Huntsville-AA	.264	78	265	27	70	0	0	0	29	3	0	9	20	40	0	2	4
MINOR LEAGUE TOTALS		.234	671	2303	273	539	135	3	61	294	15	20	71	163	524	16	20	78

YEAR	TEAM	W-L	ERA	G	GS	CG	SHO	SV	IP	H	R	ER	HR	HB	BB	SO	WP	BK
2005	Huntsville-AA	0-1	6.75	2	0	0	0	0	1.1	2	1	1	0	0	4	1	0	0

Jason Wylie — Pitcher

FULL NAME: Jason Allen Wylie ... BATS: Right ... THROWS: Right ... HEIGHT: 6-5 ... WEIGHT: 235
 OPENING DAY AGE: 24, turns 25 on May 27
 BORN: 5/27/81 in Provo, UT ... RESIDENCE: West Jordan, UT
 SCHOOL: Graduated from Bingham High School in South Jordan, UT, in 1999 ... Attended the University of Utah
 HOW ACQUIRED: Selected by Cubs in 12th round of 2002 draft (scout: Steve Hinton)
 CAREER HIGHLIGHTS: 2003 — Named to the Midwest League midseason all-star team ... won the Midwest League's *Rolands* Relief Man Award ... picked up 4 saves in Lansing's 7 postseason wins

YEAR	TEAM	W-L	ERA	G	GS	CG	SHO	SV	IP	H	R	ER	HR	HB	BB	SO	WP	BK
2002	Boise-A	1-1	1.99	24	0	0	0	11	40.2	26	9	9	1	2	7	44	2	0
2003	Lansing-A	1-2	1.38	57	0	0	0	29	58.2	36	13	9	0	5	22	54	6	0
2004	Mesa-R	0-0	8.10	3	0	0	0	0	3.1	4	4	3	0	1	2	1	1	0
	Daytona-A	0-0	12.60	3	0	0	0	0	5.0	11	7	7	1	1	2	6	0	0
2005	Daytona-A	0-1	4.26	10	0	0	0	0	12.2	8	8	6	0	2	5	15	1	0
MINOR LEAGUE TOTALS		2-4	2.54	97	0	0	0	40	120.1	85	41	34	2	11	38	120	10	0

*Led League

Jesus Yopez — Pitcher

FULL NAME: Jesus Yopez ... BATS: Left ... THROWS: Left ... HEIGHT: 6-1 ... WEIGHT: 175
 OPENING DAY AGE: 21, turns 22 on April 15
 BORN: 4/15/84 in Lara, Venezuela ... RESIDENCE: Lara, Venezuela
 HOW ACQUIRED: Signed as non-drafted free agent by Cubs, 3/27/02 (scout: Hector Ortega)

YEAR	TEAM	W-L	ERA	G	GS	CG	SHO	SV	IP	H	R	ER	HR	HB	BB	SO	WP	BK
2002	Venezuela-R	1-1	2.94	14	4	0	0	1	33.2	32	17	11	4	4	12	22	0	0
2003	Dominican-R	1-1	2.04	12	5	0	0	0	39.2	39	15	9	1	3	16	38	4	0
2004	Mesa-R	1-2	3.66	12	8	0	0	0	46.2	44	27	19	1	1	24	44	8	2
2005	Boise-A	4-2	3.92	14	13	0	0	0	62.0	57	31	27	3	3	28	46	8	2
MINOR LEAGUE TOTALS		7-6	3.26	52	30	0	0	1	182.0	172	90	66	9	11	80	150	20	4

BROADCASTER BIOGRAPHIES

Len Kasper — Television Play-by-Play

Len, a Midwest native, begins his second season with the Cubs after doing Florida Marlins play-by-play for three years for Fox Sports Net.

- © prior to joining the Marlins, Len did play-by-play for select Milwaukee Brewers games from 1999-2001.
 - ◆ his broadcast career also included a stint as the morning sports anchor at WTMJ in Milwaukee, WI ... hosted pregame and halftime shows for the Green Bay Packers radio network and co-hosted a hot stove league show on the Brewers radio network.
 - ◆ spent nearly eight years working for WTMJ.
- © graduated *summa cum laude* from Marquette University in 1993 with a degree in public relations.
- © was born on January 21, 1971, in Mt. Pleasant, MI.
- © Len and his wife, Pam, have one son: Leo.



Bob Brenly — Television Analyst

Bob starts his second year in the broadcast booth with the Cubs after spending his previous seven seasons working in the Arizona Diamondbacks organization.

- © served as the Diamondbacks' manager from 2001-2004, leading Arizona to a World Series Championship in his rookie year as skipper.
 - ◆ was the fourth manager in history to win the Fall Classic in his first season.
 - ◆ the D'backs won the N.L. West Division title in 2001 and 2002.
 - ◆ the club had a 303-262 record when he was at the helm.
- © the former catcher spent the majority of his playing career with San Francisco, making his big league debut in August 1981 ... played for the Giants until 1989, when he signed a free agent contract with Toronto ... returned to the Giants for the final month of the 1989 season after being released by the Blue Jays.
 - ◆ was a career .247 hitter and had 119 doubles, 91 homers and 333 RBI in 871 games.
- © retired from baseball following the 1989 season and joined the WGN radio team in 1990 ... worked with Thom Brennamann and Harry Caray for two seasons before returning to the baseball diamond as a bullpen coach for Roger Craig in San Francisco.
- © remained in San Francisco after the hiring of Dusty Baker, working on Baker's coaching staff for three seasons ... returned to the booth in 1996, joining Fox Network ... was hired as Arizona's television analyst for the club's debut season in 1998.
- © graduated from Ohio University in 1976 with a Bachelor of Science in health education.
 - ◆ earned all-American honors in baseball in his senior year.
- © was born on February 25, 1954, in Coshocton, OH.
- © Bob and his wife, Joan, have two children: Lacey and Michael ... Michael was drafted by the Cubs in the 43rd round of the 2005 draft, but opted to attend UNLV.



MAJOR LEAGUE STATISTICS

YEAR TEAM	AVG	G	AB	R	H	2B	3B	HR	RBI	SH	SF	HP	BB	SO	SB	CS	E
1981 - San Francisco	.333	19	45	5	15	2	1	1	4	0	0	1	6	4	0	1	4
1982 - San Francisco	.283	65	180	26	51	4	1	4	4	1	2	1	18	26	6	2	12
1983 - San Francisco	.224	104	281	36	63	12	2	7	7	1	2	2	37	48	10	7	9
1984 - San Francisco	.291	145	506	74	147	28	0	20	20	4	6	3	48	52	6	9	13
1985 - San Francisco	.220	133	440	41	97	16	1	19	19	4	2	2	57	62	1	4	17
1986 - San Francisco	.246	149	472	60	116	26	0	16	16	5	3	3	74	97	10	6	16
1987 - San Francisco	.267	123	375	55	100	19	1	18	18	3	6	3	47	85	10	7	9
1988 - San Francisco	.189	73	206	13	39	7	0	5	5	2	2	2	20	40	1	2	6
1989 - Toronto	.170	48	88	9	15	3	1	1	1	1	0	0	10	17	1	0	1
1989 - San Francisco	.182	12	22	2	4	2	0	0	0	0	1	0	1	7	0	0	0
MAJOR LEAGUE TOTALS	.247	871	2615	321	647	119	7	91	333	21	24	17	318	438	45	38	87

Pat Hughes — WGN Radio Play-by-Play



Pat is in his 11th season as the WGN Radio play-by-play voice of the Cubs ... joined the WGN broadcast booth in 1996 after spending the previous 12 years teaming with Bob Uecker on the Milwaukee Brewers Radio Network.

- Ⓢ worked as a play-by-play voice for Marquette University's basketball team from 1988-2004, including working with Al McGuire during the 1996-2000 seasons ... his collegiate play-by-play career also includes stints with Northwestern University, San Jose State University, the University of Wisconsin and ESPN.
- Ⓢ began his baseball play-by-play career in the minor leagues, calling action for the San Jose Missions (1978-1981) and for the Columbus Clippers (1982).
- Ⓢ worked in Minnesota in 1983 as the TV voice of the Twins and as the hockey host/interviewer on North Stars telecasts.
- Ⓢ was named the Illinois Sportscaster of the Year in 1996 and 1999 ... earned Wisconsin Sportscaster of the Year Award honors three times (1990-1992).
- Ⓢ is a graduate of San Jose State University.
- Ⓢ was born on May 27, 1955, in Tucson, AZ.
- Ⓢ Pat and his wife, Trish, have two children: Janell and Amber.

Ron Santo — WGN Radio Analyst



Ron, who played for the Cubs from 1960-1973 and with the White Sox in 1974, is in his 17th season as a WGN Radio color commentator ... joined the radio team in 1990.

- Ⓢ on September 28, 2003, his uniform number was retired by the Cubs — as No. 10 flies from the leftfield flagpole.
- Ⓢ the former third baseman won five *Rawlings* Gold Glove awards during his 15-year major league career ... was a nine-time National League All-Star selection, batting .277 during his career with 342 home runs and 1,331 RBI.
 - ◆ hit 337 homers with the Cubs, the 4th-highest total in club history.
 - ◆ was a member of the inaugural Cubs Walk of Fame Class of 1992 and was selected to the club's all-century team in 1999.
- Ⓢ led the N.L. in walks four times and in triples once (13 in 1964).
- Ⓢ is a member of the board of directors of the Juvenile Diabetes Foundation ... his 28th annual Ron Santo Walk for the Cure walk-a-thon raised \$5 million for diabetes research in 2005.
 - ◆ more than \$63 million has been raised since he began his involvement with the Juvenile Diabetes Foundation.
- Ⓢ was born on February 25, 1940, in Seattle, WA.
- Ⓢ Ron and his wife, Vicki, have four children: Ron Jr., Jeff, Linda and Kelly ... they also have two grandchildren: Samuel and Spencer.

MAJOR LEAGUE STATISTICS

YEAR TEAM	AVG	G	AB	R	H	2B	3B	HR	RBI	SH	SF	HP	BB	SO	SB	CS	E
1960 — CUBS	.251	95	347	44	87	24	2	9	44	2	2	0	31	44	0	3	13
1961 — CUBS	.284	154	578	84	164	32	6	23	83	1	3	0	73	77	2	3	31
1962 — CUBS	.227	162	604	44	137	20	4	17	83	3	5	2	65	94	4	1	24
1963 — CUBS	.297	+162	630	79	187	29	6	25	99	0	11	4	42	92	6	4	26
1964 — CUBS	.313	161	592	94	185	33	*13	30	114	0	6	2	*86	96	3	4	20
1965 — CUBS	.285	+164	608	88	173	30	4	33	101	0	3	5	88	109	3	1	24
1966 — CUBS	.312	155	561	93	175	21	8	30	94	2	8	6	*95	78	4	5	26
1967 — CUBS	.300	161	586	107	176	23	4	31	98	0	12	3	*96	103	1	5	26
1968 — CUBS	.246	162	577	86	142	17	3	26	98	1	5	3	*96	106	3	4	15
1969 — CUBS	.289	160	575	97	166	18	4	29	123	0	14	2	96	97	1	3	27
1970 — CUBS	.267	154	555	83	148	30	4	26	114	1	6	1	92	108	2	0	27
1971 — CUBS	.267	154	555	77	148	22	1	21	88	1	7	0	79	95	4	0	18
1972 — CUBS	.302	133	464	68	140	25	5	17	74	2	8	4	69	75	1	4	22
1973 — CUBS	.267	149	536	65	143	29	2	20	77	0	1	4	63	97	1	2	20
1974 — Chicago (AL)	.221	117	375	29	83	12	1	5	41	0	3	2	37	72	0	2	8
MAJOR LEAGUE TOTALS	.277	2243	8143	1138	2254	365	67	342	1331	13	94	38	1108	1343	35	41	327
CUBS TOTALS	.279	2126	7768	1109	2171	353	66	337	1290	13	91	36	1071	1271	35	39	319

*Led League ... +Tied for League Lead

ANDY MASUR — WGN RADIO PREGAME AND POSTGAME HOST

Andy begins his eighth season as one of the WGN Radio pregame and postgame hosts — and his fifth year traveling with the team ... the Chicago-area native joined WGN Radio in 1999.

- Ⓢ has also spent the last four winters as the radio voice of Loyola University's men's basketball team.

SPRING INFORMATION

Mesa — And HoHoKam Park

The Cubs will spend their 28th consecutive spring training in Mesa in 2006 and their 10th at the new HoHoKam Park/Fitch Park facilities ... in 2005, the club was 15-17 during the Cactus League campaign.

- Ⓢ HoHoKam Park is operated by the city of Mesa with assistance from the HoHoKams, a local service organization.
- Ⓢ Mesa is the second-largest city in the Phoenix metropolitan area and the third-largest city in Arizona ... Mesa is located southeast of Phoenix and Scottsdale.
 - ◆ with a population of more than 435,000, Mesa ranks as one of the fastest growing cities in the United States (among those with populations of at least 200,000) and the 40th-largest city in the country — directly between Virginia Beach and Atlanta.
 - ◆ Mesa was founded in January 1878 and was incorporated in July 1883 ... the area of the city is 129 square miles.
- Ⓢ the telephone number for the Mesa Convention and Visitors Bureau is 1-800-283-MESA.

The Cubs began play at the new HoHoKam Park in 1997.

- Ⓢ new HoHoKam Park has a seating capacity of 12,632 ... there are 8,036 fixed seats; 2,096 seats in the outfield bleachers and 2,500 seats in the outfield lawn.
- Ⓢ the stadium dimensions are:
 - 340 feet down the leftfield line*
 - 350 feet down the rightfield line*
 - 410 feet to straight-away centerfield*
 - 390 feet to the power alleys*
- Ⓢ the batter's eye in centerfield is 80 feet wide by 40 feet high ... the outfield fence is 15 feet, 4 inches high.
- Ⓢ new HoHoKam Park also has a practice field, a practice infield, four batting tunnels, bi-level bullpens in right-centerfield and a 13,955-square foot clubhouse ... the facility, which includes paved and grass parking for 3,000 cars, was built on a 48.45-acre site.

In 2005, the Cubs established a HoHoKam Park/Cactus League single-season attendance record ... the club drew 193,993 fans for its 15 home dates, an average of 12,933 per date.

- Ⓢ the Cubs' yearly attendance figures at the new site:

1999 (16 dates)	171,681
2000 (16 dates)	140,649
2001 (15 dates)	146,200
2002 (16 dates)	154,575
2003 (15 dates)	133,616
2004 (15 dates)	189,692
2005 (15 dates)	193,993
SEVEN-YEAR TOTAL	1,130,406
- Ⓢ the ballpark's top single-game attendance totals:

12,892	3/11/05 vs. Arizona
12,857	3/4/05 vs. San Francisco
12,833	3/28/97 vs. Colorado
12,759	3/19/05 vs. Milwaukee
12,737	3/21/04 vs. San Diego
- Ⓢ the single-year attendance mark at the old HoHoKam Park was 141,327, set in 1993 (19 dates).

Following the 1996 spring campaign, a new Fitch Park practice complex was built on a 31-acre lot ... Fitch Park has four practice fields, one practice infield and a 29,733-square foot clubhouse with lockers for 200 players and 36 coaches.

Mesa is the 14th different training site used by the Cubs since 1900 and the fifth since 1921 ... in some instances, the team's exhibition games were not played at the training site.

- Ⓢ the Cubs' spring training sites since 1900:
 - ◆ Selma, AL — 1900
 - ◆ Champaign, IL — 1901-1902
 - ◆ Los Angeles, CA — 1903-1904
 - ◆ Santa Monica, CA — 1905
 - ◆ West Baden, IN — 1906-1908
 - ◆ Shreveport, LA — 1909
 - ◆ West Baden, IN — 1910-1911
 - ◆ New Orleans, LA — 1912
 - ◆ Tampa, FL — 1913-1916
 - ◆ Pasadena, CA — 1917-1920
 - ◆ Catalina Island, CA — 1921-1941
 - ◆ French Lick, IN — 1942-1945
 - ◆ Catalina Island, CA — 1946-1951
 - ◆ Mesa, AZ — 1952-1965
 - ◆ Long Beach, CA — 1966
 - ◆ Scottsdale, AZ — 1967-1978
 - ◆ Mesa, AZ — 1979-

FARM PRODUCE

Eighteen members of the Cubs' spring-opening 40-man major league roster were originally signed by the Cubs' organization: pitchers Angel Guzman, Rich Hill, Greg Maddux, Carlos Marmol, Sean Marshall, Will Ohman, Mark Prior, Jae Kuk Ryu, Todd Wellemeyer, Kerry Wood, Michael Wuertz and Carlos Zambrano; catchers Jose Reyes and Geovany Soto; infielders Ronny Cedeno, Brian Dopirak and Ryan Theriot; and outfielder Felix Pie.

2006 Cubs Spring Training Schedule

SUN	MON	TUE	WED	THU	FRI	SAT		
Arizona: Tucson Electric Park Chicago White Sox: Tucson Electric Park Colorado: Tucson/Hi Corbett Field Kansas City: Surprise Stadium Los Angeles Angels of Anaheim: Tempe Diablo Stadium Milwaukee: Maryvale Baseball Park				Oakland: Phoenix Municipal Stadium San Diego: Peoria Sports Complex San Francisco: Scottsdale Stadium Seattle: Peoria Sports Complex Texas: Surprise Stadium		*3/2 OAK 1:05	3 @SEA 1:05	*4 @SF 1:05
* _A 5 SF 1:05	6 @OAK 1:05	7 TEX 1:05	8 SD 1:05	9 @COL 1:05	10 LAA 1:05	*11 KC 1:05		
*12 @MIL 1:05	*13 COL 1:05	14 SEA 1:05	15 OFF	16 @LAA 1:05	17 @SF 1:05	*18 @CWS 1:05		
@OAK 1:05	*19 TEX 1:05	20 @AZ 1:05	21 MIL 1:05	22 @SD 7:05	23 SEA 1:05	24 @TEX 7:05	*25 KC 1:05	OAK 1:05
*26 AZ 1:05	*27 CWS 1:05	28 @SEA 1:05	29 @LAA 12:05	30 AZ 12:05	*31 SD Cashman Field 7:05 PT	*4/1 SD Cashman Field 12:05 PT		

*WGN Radio ... ▲WGN-TV ... ★WGN-TV White Sox Broadcasting Crew ... ♦Comcast SportsNet Chicago

CUBS SPRING TRAINING AND TICKET INFORMATION

HoHoKam Park
1235 N. Center Street
Mesa, AZ 85201

Fitch Park
160 E. 6th Place
Mesa, AZ 85201

*Purchasing Tickets In Person: The HoHoKam Park ticket office hours of operation are:
Monday-Friday, 9 a.m.-4 p.m. MST
Saturday, 9 a.m.-1 p.m. MST
Game Days, 9 a.m.-4 p.m. MST*

*Purchasing Tickets By Phone: Tickets can be ordered over the telephone at 800-905-3315.
Ticket purchases can be made daily from 8 a.m.-7 p.m. MST.*

*Purchasing Tickets Via The Internet: Spring training tickets can be purchased on-line at
www.tickets.com.*

HOT AND COLD

The last time the Wrigley Field gametime temperature reached the triple-digit mark was on July 13, 1995, when the first-pitch Fahrenheit for the Cubs' 7:05 p.m. Saturday night affair against Cincinnati was 103 degrees.

The lowest Wrigley Field gametime temperature in recent years was a 32-degree first pitch April 8, 2003, vs. Montreal.

WRIGLEY FIELD INFORMATION

History of Wrigley Field

Wrigley Field, which was built in 1914, is playing host to major league baseball for the 93rd season in 2006 — and to the Cubs for the 91st year.

Wrigley Field is the second-oldest ballpark in the major leagues behind Boston's Fenway Park (1912).

© The Friendly Confines has been the location of such historic moments as:

- ◆ Babe Ruth's "called shot," when Ruth allegedly pointed to a bleacher location during Game 3 of the 1932 World Series ... Ruth then hit Charlie Root's next pitch for a homer.
- ◆ Gabby Hartnett's famous "Homer in the Gloamin'" September 28, 1938, off Pittsburgh's Mace Brown.
- ◆ the great May 2, 1917, pitching duel between Jim "Hippo" Vaughn and the Reds' Fred Toney ... both Vaughn and Toney threw no-hitters for 9.0 innings before Cincinnati's Jim Thorpe (of Olympic fame) drove in the only run in the 10th inning ... Toney finished with a no-hitter.
- ◆ Ernie Banks' 500th career home run May 12, 1970, vs. Atlanta's Pat Jarvis.
- ◆ Pete Rose's 4,191st career hit, which tied him with Ty Cobb for the most hits in baseball history ... Rose singled off Reggie Patterson September 8, 1985.
- ◆ Kerry Wood's 20-strikeout affair in 1998.
- ◆ Sammy Sosa's 60th home runs in 1998, 1999 and 2001.
- ◆ the 1947, 1962 and 1990 All-Star Games.

Originally known as Weeghman Park, Wrigley Field was built on the grounds once occupied by a seminary.

© Weeghman Park was the home of Chicago's entry in the Federal League and was the property of Charles H. Weeghman ... the club was known as both the Federals and the Whales.

© the cost of building Weeghman Park, which had a seating capacity of 14,000, was estimated at \$250,000 ... the infield and outfield consisted of more than 4,000 yards of soil and four acres of bluegrass.

© *the first major league game at the ballpark took place April 23, 1914, with the Federals defeating Kansas City 9-1 ... the first homer in ballpark history was hit by Federals catcher Art Wilson — a 2-run shot in the 2nd inning off Kansas City's Chief Johnson.*

© when the Federal League folded for financial reasons after the 1915 campaign, Weeghman purchased the Cubs from the Taft family of Cincinnati and moved the club to the two-year-old ballpark at the corner of Clark and Addison streets.

© *the first National League game at the ballpark was played April 20, 1916, when the Cubs beat the Cincinnati Reds 7-6 in 11 innings ... a bear cub was in attendance at the game.*

© the park became known as Cubs Park in 1920 after the Wrigley family purchased the team from Weeghman ... it was named Wrigley Field in 1926 in honor of William Wrigley Jr., the club's owner.

The Wrigley Field bleachers and scoreboard were constructed in 1937 when the outfield area was renovated to provide improved and expanded seating ... the original scoreboard remains intact.

© the score-by-innings and the pitchers' numbers are changed by hand ... the numbers signaling batter, ball, strike and out, along with "H" and "E" to signify hit and error, are eyelets.

© no batted ball has ever hit the centerfield scoreboard ... two baseballs barely missed — a homer hit onto Sheffield Avenue (right-center) by Bill Nicholson in 1948, and one hit by Roberto Clemente onto Waveland Avenue (left-center) in 1959.

© one of the traditions of Wrigley Field is the flying of a flag bearing a "W" or an "L" atop the scoreboard after a game ... a white flag with a "W" indicates a victory; a blue flag with an "L" denotes a loss.

The original vines were purchased and planted by Bill Veeck in September 1937 ... Veeck strung bittersweet from the top of the wall to the bottom, then planted the ivy at the base of the wall.

© *Ernie Banks' uniform number (14) is imprinted on the flag which flies from the left field foul pole, directly above Ron Santo's No. 10 ... Ryne Sandberg's No. 23 and Billy Williams' No. 26 fly from the right field foul pole.*

Wrigley Field added lights in 1988.

© the first night game took place August 8 against Philadelphia, but was rained out after 3¹/₂ innings.

© the first official night game occurred August 9 vs. New York, when the Cubs defeated the Mets 6-4.

© *in 2006, Wrigley Field will be celebrating its 19th year of playing host to baseball under the lights.*

- ◆ the Cubs entered the season having played 310 home night contests (going 160-150).

Wrigley Field has been the site of numerous construction projects since 1981.

© new office space was created and old offices refurbished in the administrative area behind home plate in 1981-1982, while the ticket office was built directly behind home plate in 1983.

© during the winter of 1984, a new home clubhouse was completed under the third base stands ... the visitors' clubhouse was renovated in 1990.

© in 1989, private boxes were constructed on the mezzanine level, formerly occupied by the press box and broadcast booths ... a press box and broadcast booths were constructed in the upper deck directly behind home plate ... other improvements included a food court in the upper deck.

- ◆ following renovations in 1994 and 1995, there are now 63 private boxes.

© an elevator was added to the third base concourse in 1996.

© following the 2005 season, the Cubs expanded the bleachers, adding a restaurant in the batter's eye and a window to Sheffield Avenue in right field.

Wrigley Field Ground Rules

Baseball hits top or face of screen in front of bleacher wall and bounces back on playing field	In Play
Baseball hits top of screen and drops between screen and wall	Home Run
Baseball hits screen and bounces into bleachers	Home Run
Baseball sticks in screen in front of bleachers	Double
Baseball sticks in vines on bleacher wall	Double
Baseball comes out of vines	In Play
Baseball hits left field or right field foul markers above painted mark	Home Run
Baseball hits foul markers below painted mark and bounces back on playing field	In Play
Baseball goes under grates in left field or right field and remains there	Double
Baseball goes in or under grates on either side of home plate and remains there:	
Pitched ball	One Base
Thrown ball	Two Bases

Also: Players cannot enter the dugout steps at Wrigley Field to catch any foul pop fly.

Ballparks the Cubs Called Home

23RD STREET GROUNDS (1876-1877)

Location: 23rd and State streets

First N.L. Game: May 10, 1876 – Chicago 6, Cincinnati 0

Last N.L. Game: October 6, 1877 – Chicago 4, Louisville 0

Record at Park: 42-18

LAKEFRONT PARK (1878-1884)

Location: South of Randolph St. between Michigan Ave. and Illinois Central Railroad tracks

First N.L. Game: May 14, 1878 – Indianapolis 5, Chicago 3

Last N.L. Game: October 11, 1884 – Chicago 12,

Philadelphia 3 (7 innings)

Record at Park: 225-86

WEST SIDE PARK (1885-1891)

Location: Congress and Throop streets

First N.L. Game: June 6, 1885 – Chicago 9, St. Louis 2

Last N.L. Game: October 2, 1891 – Cincinnati 17,

Chicago 16 (7 innings)

Record at Park: 288-131

Note: In 1891, the ballpark was used solely for Monday, Wednesday and Friday home games.

SOUTH SIDE PARK (1891-1893)

Location: 35th and Wentworth streets

First N.L. Game: May 5, 1891 – Chicago 1, Pittsburgh 0

Last N.L. Game: September 27, 1893 – Chicago 7,

New York 2 (8 innings)

Record at Park: 85-75

Notes: In 1891, the ballpark was used solely for Tuesday, Thursday and Saturday home games. In 1893, the ballpark was used Monday through Saturday.

WEST SIDE GROUNDS (1893-1915)

Location: Polk and Lincoln (now Wolcott) streets

First N.L. Game: May 14, 1893 – Cincinnati 13,

Chicago 12

Last N.L. Game: October 3, 1915 – Cubs 7, St. Louis 2

Record at Park: 1,018-640

Note: In 1893, the ballpark was used solely for Sunday home games.

WEEGHMAN PARK/CUBS PARK/WRIGLEY FIELD (SINCE 1916)

Location: Clark and Addison streets

First N.L. Game: April 20, 1916 – Cubs 7, Cincinnati 6

(11 innings)

Record at Park: 3,747-3,291

CUBS AND WRIGLEY FIELD PAID ATTENDANCE RECORDS

AT WRIGLEY FIELD

Season: 3,170,184 in 2004 – 81 dates (39,138)

Home opener: 45,777 vs. Pittsburgh, April 14, 1978

Single game, paid: 46,572 vs. Brooklyn, May 18, 1947

Single game, total: 51,556 vs. Brooklyn, June 27, 1930

Doubleheader: 46,965 vs. Pittsburgh, May 31, 1948

Three-date series: 121,449 vs. New York,

July 24-July 26, 1998

Four-date series: 159,461 vs. Cincinnati,

April 16-April 19, 2004

ON THE ROAD

Season: 2,953,637 in 2005 – 81 dates (36,465)

Single game: 67,550 at Los Angeles, April 12, 1960

Doubleheader: 61,177 at Philadelphia, July 15, 1977

Three-date series: 194,267 at Colorado,

April 22-April 24, 1994

Four-date series: 240,307 at Colorado, July 2-July 5, 1993

OVERALL

Season: 6,064,021 in 2004 – 159 dates (38,138)

Wrigley Field Facts and Figures

SEATING CAPACITY — 41,118	DISTANCES FROM HOME PLATE (FEET)	TICKET PRICES	PRIME-REGULAR-VALUE
Club Boxes	Leftfield.....355	Club Box	
Infield2,550	Left-centerfield.....368	Between Bases	\$65 \$54 \$34
Outfield960	Centerfield400	Beyond Bases	\$54 \$43 \$22
Field Boxes	Right-centerfield368	Field Box	
Between Bases3,992	Rightfield353	Between Bases	\$54 \$43 \$22
Beyond Bases3,216	Home plate screen60.5	Beyond Bases	\$50 \$41 \$20
Terrace Boxes		Terrace Box	
Between Bases1,785		Between Bases	\$46 \$38 \$18
Beyond Bases609		Beyond Bases	\$40 \$34 \$17
Terrace Reserved		Upper Deck Box	
Between Bases6,308		Between Bases	\$46 \$38 \$18
Beyond Bases5,892		Beyond Bases	\$40 \$34 \$17
Upper Deck Boxes		Terrace Reserved	
Between Bases2,899		Between Bases	\$32 \$22 \$11
Beyond Bases2,145		Beyond Bases	\$28 \$20 \$10
Upper Deck Reserved		Upper Deck Reserved	
Between Bases2,553		Between Bases	\$18 \$14 \$7
Beyond Bases1,827		Beyond Bases	\$17 \$14 \$6
Group Section107		Bleacher	\$40 \$30 \$15
Bleachers4,960			
Dugout Boxes213			
Bullpen Boxes82			
Bleacher Boxes253			
Mezzanine Boxes874			

HEIGHT OF WALL (FEET)

Under bleachers11.5
In corners15.0

Wrigley Field Batting Practice Schedule

BATTING PRACTICE	12:05	1:20	2:20	3:05	7:05
Pitchers Hit	—	10:30-10:50	11:30-11:50	12:15-12:35	4:15-4:35
Extra Men Hit	9:35-9:55	10:50-11:10	11:50-12:10	12:35-12:55	4:35-4:55
Regulars Hit	9:55-10:35	11:10-11:50	12:10-12:50	12:55-1:35	4:55-5:35
Visitors Hit	10:35-11:15	11:50-12:30	12:50-1:30	1:35-2:15	5:35-6:15
Cubs Infield	11:15-11:25	12:30-12:40	1:30-1:40	2:15-2:25	6:15-6:25
Visitors Infield	11:25-11:35	12:40-12:50	1:40-1:50	2:25-2:35	6:25-6:35

WRIGLEY FIELD GAMETIME WIND TRENDS — LAST FIVE SEASONS

GAMETIME WIND DIRECTION	2005	2004	2003	2002	2001	5-YEAR TOTALS	PERCENTAGES
No. Home Games	81	82	81	81	81	406	
Wind Blowing In (N, E, NE)	45	35	48	41	51	220	Blowing In: 54.2% at start of game
Wind Blowing Out (S, W, SW)	28	39	25	29	23	144	Blowing Out: 35.5% of time
Crosswind (SE, NW)	8	8	8	11	7	42	Crosswind: 10.3% of time

WALKING OFF TO APPLAUSE

The last time the Cubs won consecutive contests with walkoff homers took place September 12-September 13, 1998, when Orlando Merced and Mark Grace hit game-ending shots against Milwaukee.

KEEPING THE ROTATION TOGETHER

The Cubs utilized as few as seven starters in a campaign as recently as 2004, when the only pitchers to start for the club were Matt Clement, Greg Maddux, Sergio Mitre, Mark Prior, Glendon Rusch, Kerry Wood and Carlos Zambrano.

Since 1900, the club mark for fewest starters in a season is six — set in 1901. During the 19th century, the team utilized as few as two starters in four seasons, most recently during a 98-game 1883 campaign (Larry Corcoran 53 starts, Fred Goldsmith 45 starts).

Wrigley Field 2006 Promotional Schedule

April 7	Magnet Schedule (1st 30,000 Adults)*	(100 random winners) *
April 8	Magnet Schedule (1st 30,000 Adults)*	June 28 Exclusive Chicago Cubs plush bear from Build-A-Bear Workshop® (1st 6,000 children) **
April 9	Vine Line 20th Anniversary Celebration (100 random winners/1-year subscription) *	June 29 Exclusive limited-edition Wilson A2000 youth baseball glove (100 random winners) *
April 24	Autographed Mark Prior photo (500 random winners) *	June 30 Key Chain (1st 10,000 Adults)
April 25	Autographed Michael Barrett catcher's glove (100 random winners) *	July 1 Commemorative lapel pin (1st 10,000 fans)
April 28	Wrigley Field Historical Series/Mitchell & Ness® Cooperstown Authentic Collection 1932 Babe Ruth New York Yankees road jersey (100 random winners) *	July 14 Cubs gray t-shirt (1st 10,000 fans)
April 29	Autographed Old Hickory® Derrek Lee baseball bat (100 random winners) *	July 15 Autographed Aramis Ramirez Rawlings® batting helmet (100 random winners) *
April 30	Cubs pink cap (1st 10,000 females, 14 and over) *	July 18 Country Music Night
May 1	Autographed Carlos Zambrano Rawlings® official baseball (500 random winners) *	July 20 "Exclusive limited-edition American Girl® doll-sized Chicago Cubs apparel" (Apparel only, doll not included) (1st 5,000 Girls, 14 and younger) **
May 12	Autographed Ernie Banks retired jersey replica flag (100 random winners) *	July 27 Autographed Juan Pierre photo (500 random winners) *
May 13	Cubs visor (1st 10,000 fans)	July 28 Cubs floppy hat (1st 10,000 fans) *
May 14	Exclusive limited-edition Precious Moments® figurine (1st 10,000 females, 14 and over) * **	July 30 Autographed Kerry Wood photo (100 random winners) *
May 17	Autographed Matt Murton photo (500 random winners) *	July 31 Autographed Michael Barrett photo (500 random winners) *
May 18	Wrigley Field Historical Series/Mitchell & Ness® Cooperstown Authentic Collection 1955 Jackie Robinson Brooklyn Dodgers home jersey (100 random winners) *	Aug. 1 70's Night (10th anniversary celebration)
May 26	Cubs white t-shirt (1st 10,000 adults)*	Aug. 3 Exclusive Chicago Cubs plush bear from Build-A-Bear Workshop® (1st 6,000 children) **
May 27	Autographed Derrek Lee Rawlings® official baseball (500 random winners) *	Aug. 4 Autographed Billy Williams retired jersey replica flag (100 random winners) *
May 28	Cubs Home Batting Helmet (1st 5,000 children)+	Aug. 5 Cubs home cap (1st 10,000 fans)
May 30	Autographed Ernie Banks Schutt Sports® official MLB base (100 random winners) *	Aug. 6 Key Chain (1st 10,000 adults)
May 31	Autographed Billy Williams photo (500 random winners) *	Aug. 19 TBD back-to-school item (1st 10,000 children)
June 13	Greg Maddux autograph on Rawlings® official baseball (500 random winners) *	Aug. 21 Key Chain (1st 10,000 adults)
June 14	Autographed Easton® Aramis Ramirez baseball bat (100 random winners) *	Aug. 24 Growth Chart (1st 10,000 children)+
June 15	Maui Jim sunglasses day (150 random winners) *	Sept. 1 Autographed Majestic® Greg Maddux 2006 home jersey (100 random winners) *
June 16	Pat Hughes and Ron Santo autographed baseball(500 random winners) *	Sept. 2 Autographed Majestic® Mark Prior 2006 road jersey (100 random winners) *
June 18	Autographed Ron Santo Schutt Sports® official MLB base (100 random winners) *	Sept. 6 Wrigley Field Historical Series/Mitchell & Ness® Cooperstown Authentic Collection 1971 Roberto Clemente Pittsburgh Pirates home jersey (100 random winners) *
June 26	Cubs road cap (1st 10,000 adults)*	Sept. 12 Wrigley Field "Your Name In Lights" marquee photo (500 random winners) *
June 27	Autographed Mitchell & Ness® Cooperstown Authentic Collection 1971 Ken Holtzman road jersey	Sept. 14 Cubs khaki cap (1st 10,000 fans)
		Sept. 17 Autographed Ron Santo retired jersey replica flag (100 random winners) *
		Sept. 30 Fan Appreciation Weekend
		Oct. 1 Fan Appreciation Weekend

*Age 21 and older ... +Children are 13 and younger

**Commemorative card included

* Exclusive promotion available to Wrigley Field guests

+ No purchase necessary ... for complete rules visit Wrigley Field or the Cubs' official internet site at cubs.com after April 1, 2006

Promotional items are subject to change or cancellation

HOW THE 2006 CUBS WERE BUILT

JUNE DRAFT SELECTIONS (18)

- 1995Kerry Wood (1st)
1997Michael Wuertz (11th)
1998Will Ohman (8th)
1999Brandon Sing (20th)
2000Todd Wellemeier (4th)
 Buck Coats (18th)
 Carmen Pignatiello (20th)
2001Mark Prior (1st)
 Ryan Theriot (3rd)
 Geovany Soto (11th)
2002Bobby Brownlie (1st)
 Brian Dopirak (2nd)
 Rich Hill (4th)
 Adam Greenberg (9th)
 Randy Wells (38th)
2003Jake Fox (3rd)
 Sean Marshall (6th)
 Casey McGehee (10th)

SIGNED AS MINOR LEAGUE FREE AGENTS (10)

- 1999Angel Guzman (11/12)
2004Glendon Rusch (1/16)
 Neifi Perez (8/19)
2005Scott Williamson (1/18)
 Dennis Anderson (11/19)
 Michael Restovich (12/16)
2006Marquis Grissom (1/3)
 Les Walrond (11)
 Augie Ojeda (1/12)
 Jason Simontacchi (2/3)

SIGNED AS MAJOR LEAGUE FREE AGENTS (8)

- 2003Todd Walker (12/23)
2004Ryan Dempster (1/21)
 Greg Maddux (2/18)
 Henry Blanco (12/7)
2005John Mabry (12/21)
2006Scott Eyre (1/2)
 Bob Howry (1/4)
 Jacque Jones (1/18)

ACQUIRED THROUGH TRADES (12)

- 2003Aramis Ramirez (7/22 – from Pittsburgh
 with OF Kenny Lofton for P Matt
 Bruback, IF Jose Hernandez and
 IF Bobby Hill)
 John Koronka (8/16 – from Cincinnati
 for P Phil Norton)
 Derrek Lee (11/25 – from Florida for IF
 Hee Seop Choi and P Michael
 Nannini)
 Michael Barrett (12/16 – from Oakland
 for player to be named later)
2004Matt Murton (7/31 – from Boston with IF
 Nomar Garciaparra for IF Doug
 Mientkiewicz, IF Alex Gonzales, IF
 Brendan Harris and P Francis Beltran
2005Jerry Hairston (2/2 – from Baltimore
 with P Dave Crouthers and IF Mike
 Fontenot for OF Sammy Sosa)
 Scott Moore (2/9 – from Detroit with OF
 Bo Flowers and P Roberto Novoa for
 P Kyle Farnsworth)
 Roberto Novoa (2/9 – from Detroit with
 OF Bo Flowers and IF Scott Moore for
 P Kyle Farnsworth)
 David Aardsma (5/28 – from San
 Francisco with P Jerome Williams for
 P LaTroy Hawkins and cash)
 Jerome Williams (5/28 – from San
 Francisco with P David Aardsma for P
 LaTroy Hawkins and cash)
 Juan Pierre (12/7 – from Florida for P
 Sergio Mitre, P Ricky Nolasco and P
 Renyel Pinto)
2006Angel Pagan (1/25 – from New York
 Mets for cash considerations)

SIGNED AS NON-DRAFTED FREE AGENTS (7)

- 1997Carlos Zambrano (7/12)
1999Carlos Marmol (7/3)
 Jose Reyes (7/3)
 Ronny Cedeno (8/27)
2001Jae Kuk Ryu (6/1)
 Felix Pie (7/3)
2004Raul Valdez (3/31)

Cubs Transactions Since January 1, 2005

- 1/10.....P STEPHEN RANDOLPH acquired from Arizona in exchange for a player to be named later
- 1/14.....P CHAD FOX signed as a minor league free agent and invited to major league spring training.
- 1/15.....OF TODD HOLLANDSWORTH signed as a free agent.
- 1/18.....P SCOTT WILLIAMSON signed as a minor league free agent and invited to major league spring training.
- 1/20.....P JIMMY ANDERSON, P EDDIE OROPESA, OF PETER BERGERON, OF ANGEL ECHEVARRIA, OF CALVIN MURRAY, IF CODY RANSOM and IF DANNY KLASSEN signed as a minor league free agent and invited to major league spring training.
- 2/2.....OF/IF JERRY HAIRSTON, P DAVE CROUTHERS and IF MIKE FONTENOT acquired from Baltimore in exchange for OF SAMMY SOSA.
- OF JEREMY BURNITZ signed as a free agent.
- 2/4.....IF DAVE HANSEN signed as a minor league free agent and invited to major league spring training.
- 2/9.....P ROBERTO NOVOA, IF SCOTT MOORE and OF BO FLOWERS acquired from Detroit in exchange for P KYLE FARNSWORTH and a player to be named later.

SPRING TRAINING ROSTER (2/14)

56 PLAYERS (*15 NON-ROSTER)

PITCHERS (28): *Jimmy Anderson, Joe Borowski, David Crouthers, Ryan Dempster, *Chad Fox, Angel Guzman, LaTroy Hawkins, John Koronka, Jon Lester, Greg Maddux, Sergio Mitre, Roberto Novoa, Will Ohman, *Eddie Oropesa, Rency Pinto, Mark Prior, Stephen Randolph, Mike Remlinger, Russ Rohtcick, Glendon Rusch, *Raul Valdes, Jermaine Van Buren, Carlos Vasquez, Todd Wellemeyer, *Scott Williamson, Kerry Wood, Michael Wuerzt, Carlos Zambrano
CATCHERS (6): Michael Barrett, Henry Blanco, *Robinson Cancel, *Casey Kopitzke, *Jose Reyes, Geovany Soto
INFELDERS (12): Ronny Cedeno, Michael Fontenot, Nomar Garciaparra, *Dave Hansen, *Danny Klassen, Derrek Lee, Richard Lewis, Jose Macias, Neifi Perez, Aramis Ramirez, *Cody Ransom, Todd Walker
OUTFIELDERS (10): *Peter Bergeron, Jeremy Burnitz, Jason Dubois, *Angel Echevarria, *Adam Greenberg, Jerry Hairston, Todd Hollandsworth, David Kelton, *Calvin Murray, Corey Patterson

- 3/4.....P RENCY PINTO optioned to Iowa (AAA).
 P CARLOS VASQUEZ optioned to West Tenn (AA).
- 3/11.....P ROBERTO NOVOA optioned to Iowa (AAA).
 P DAVID CROUTHERS optioned to West Tenn (AA).
 P RAUL VALDEZ, OF ADAM GREENBERG, C JOSE REYES and C ROBINSON CANCEL returned to minor league camp.
- 3/15.....IF MICHAEL FONTENOT, P JOHN KORONKA and P RUSS ROHLICEK optioned to Iowa (AAA).
- 3/18.....IF RICHARD LEWIS and C GEOVANY SOTO optioned to Iowa (AAA).
 IF DANNY KLASSEN and OF PETER BERGERON returned to minor league camp.
- 3/20.....P JIMMY ANDERSON and P EDDIE OROPESA returned to minor league camp.
- 3/25.....IF RONNY CEDENO and P ANGEL GUZMAN optioned to Iowa (AAA).
 C CASEY KOPITZKE and P JERMAINE VAN BUREN returned to minor league camp.
- 3/29.....P CLIFF BARTOSH acquired from Cleveland in exchange for P RONALD BAY.
- 3/30.....P STEPHEN RANDOLPH placed on waivers for the purpose of giving him his unconditional release.
 P WILL OHMAN optioned to Iowa (AAA).
 OF ANGEL ECHEVARRIA and OF CALVIN MURRAY re-assigned to minor league camp.
 P JOE BOROWSKI placed on 15-day disabled list, retroactive to March 25.
 P SCOTT WILLIAMSON added to the 40-man roster.
 IF CODY RANSOM traded to Texas for a player to be named later.
- 3/31.....IF DAVE HANSEN placed on waivers for the purpose of giving him his unconditional release.
 P SCOTT WILLIAMSON placed on 60-day disabled list.

- 4/2.....P SERGIO MITRE optioned to Iowa (AAA).
 OF DAVID KELTON outrighted to Iowa (AAA).
 P MARK PRIOR placed on 15-day disabled list, retroactive to March 25.
 P CHAD FOX selected from Iowa (AAA).

OPENING DAY ROSTER (4/5)

Pitchers (12): Ryan Dempster, Chad Fox, LaTroy Hawkins, Jon Lester, Greg Maddux, Mike Remlinger, Glendon Rusch, Todd Wellemeyer, Kerry Wood, Michael Wuerzt, Carlos Zambrano
Catchers (2): Michael Barrett, Henry Blanco
Infielders (6): Nomar Garciaparra, Derrek Lee, Jose Macias, Neifi Perez, Aramis Ramirez, Todd Walker
Outfielders (5): Jeremy Burnitz, Jason Dubois, Jerry Hairston, Todd Hollandsworth, Corey Patterson
Disabled List (3): Joe Borowski, Mark Prior, Scott Williamson

- 4/11.....IF TODD WALKER placed on the 15-day disabled list with a medial collateral sprain to his left knee.
 IF MIKE FONTENOT recalled from Iowa (AAA).
- 4/12.....P MARK PRIOR activated from the disabled list.
 P TODD WELLEMAYER optioned to Iowa (AAA).
- 4/21.....IF RONNY CEDENO recalled from Iowa (AAA).
 IF NOMAR GARCIPARRA placed on the 15-day disabled list with a left groin injury.
- 4/23.....OF BEN GRIEVE selected from Iowa (AAA).
 IF MICHAEL FONTENOT optioned to Iowa (AAA).
- 4/26.....P CHAD FOX placed on the 15-day disabled list with a medial elbow sprain.
 P WILL OHMAN recalled from Iowa (AAA).
- 4/27.....P JON LEICESTER optioned to Iowa (AAA).
 P ROBERTO NOVOA recalled from Iowa (AAA).
- 5/3.....P KERRY WOOD placed on the 15-day disabled list with a supraspinatus muscle strain in his right shoulder.
 P JOE BOROWSKI assigned to Iowa (AAA) on rehab.
 P TODD WELLEMAYER recalled from Iowa (AAA).
- 5/9.....P ROBERTO NOVOA optioned to Iowa (AAA).
 P JON LEICESTER recalled from Iowa (AAA).
- 5/10.....P JON LEICESTER optioned to Iowa (AAA).
 P SERGIO MITRE recalled from Iowa (AAA).
- 5/12.....P SERGIO MITRE optioned to Iowa (AAA).
- 5/13.....IF MIKE FONTENOT recalled from Iowa (AAA).
- 5/17.....IF ENRIQUE WILSON signed as a free agent.
 IF RONNY CEDENO optioned to Iowa (AAA).
- 5/20.....IF MIKE FONTENOT optioned to Iowa (AAA).
 P JOE BOROWSKI recalled from rehab assignment at Iowa (AAA) and reinstated to the active list.
- 5/24.....OF BEN GRIEVE optioned to Iowa (AAA).
 P SERGIO MITRE recalled from Iowa (AAA).
- 5/26.....IF TODD WALKER recalled from rehab assignment at Iowa (AAA) and reinstated to the active list.
 P MIKE REMLINGER placed on the 15-day disabled list with a fifth finger non-displaced distal phalanx fracture.
- 5/28.....P MARK PRIOR placed on the 15-day disabled list with a right non-displaced fracture of the lateral epicondyl (elbow).
 P ROBERTO NOVOA recalled from Iowa (AAA).
 P JEROME WILLIAMS and P DAVID AARDSMA acquired from San Francisco in exchange for P LATROY HAWKINS and cash consideration.
- 5/29.....P JON LEICESTER recalled from Iowa (AAA).
- 6/1.....P JOHN KORONKA recalled from Iowa (AAA).
 P JON LEICESTER optioned to Iowa (AAA).
- 6/5.....P MIKE REMLINGER reinstated to active list.
 P ROBERTO NOVOA optioned to Iowa (AAA).
- 6/15.....P RICH HILL selected from Iowa (AAA).
 P JOHN KORONKA optioned to Iowa (AAA).
 P DAVE CROUTHERS released.
- 6/21.....P JEROME WILLIAMS recalled from Iowa (AAA).
 P CLIFF BARTOSH outrighted to Iowa (AAA).
- 6/25.....P ROBERTO NOVOA recalled from Iowa (AAA).
 P TODD WELLEMAYER optioned to Iowa (AAA).

6/26.....P MARK PRIOR reinstated to active list.
P RICH HILL optioned to Iowa (AAA).

6/28.....IF RONNY CEDENO recalled from Iowa (AAA).
IF ENRIQUE WILSON outrighted to Iowa (AAA).

6/28.....P KERRY WOOD recalled from rehab assignment at Iowa (AAA) and reinstated to the active list.
P JOE BOROWSKI designated for assignment.

7/7OF ADAM GREENBERG and OF MATT MURTON selected from Iowa (AAA).
OF COREY PATTERSON and OF JASON DUBOIS optioned to Iowa (AAA).

7/15.....OF BEN GRIEVE recalled from Iowa (AAA).
OF ADAM GREENBERG placed on the 15-day disabled list with a concussion.

7/18.....OF JODY GERUT acquired from Cleveland in exchange for OF JASON DUBOIS.
OF BEN GRIEVE optioned to Iowa (AAA).

7/25.....P RICH HILL recalled from Iowa (AAA).
P KERRY WOOD placed on the 15-day disabled list with right shoulder inflammation, retroactive to 7/21.

7/28.....OF ADAM GREENBERG reinstated to the active list and optioned to West Tenn (AA).

7/31.....OF MATT LAWTON acquired from Pittsburgh in exchange for OF JODY GERUT.

8/5IF NOMAR GARCIAPARRA, P SCOTT WILLIAMSON and P KERRY WOOD reinstated to the active list.
IF /OF JERRY HAIRSTON placed on the 15-day disabled list with a left elbow medial ligament injury, retroactive to 8/4.
P SERGIO MITRE optioned to Iowa (AAA).
P MIKE REMLINGER designated for assignment.

8/9OF COREY PATTERSON recalled from Iowa (AAA).
IF RONNY CEDENO optioned to Iowa (AAA).
P OLIVO ASTACIO acquired from Boston in exchange for P MIKE REMLINGER and cash considerations.

8/11.....P JOHN KORONKA recalled from Iowa (AAA).
P RICH HILL optioned to Iowa (AAA).

8/13.....P TODD WELLEMAYER recalled from Iowa (AAA).
P JOHN KORONKA optioned to Iowa (AAA).

8/19.....IF/OF JERRY HAIRSTON recalled from his rehab assignment and reinstated to the active list.
OF MATT MURTON optioned to Iowa (AAA).

8/25.....IF RONNY CEDENO recalled from Iowa (AAA).
IF ARAMIS RAMIREZ placed on the 15-day disabled list with left quadriceps strain.

8/26.....P JUSTIN BERG acquired from New York (AL) in exchange for OF MATT LAWTON.
Contract of IF SCOTT McCLAIN purchased from Iowa (AAA).

8/29.....P TODD BLACKFORD and P ANGELO BURROWS acquired from Atlanta in exchange for OF TODD HOLLANDSWORTH.

8/30.....P KERRY WOOD placed on the 15-day disabled list to undergo right shoulder surgery.
Contract of P JERMAINE VAN BUREN selected from Iowa (AAA).
OF MATT MURTON recalled from Iowa (AAA).

9/2P RICH HILL recalled from Iowa (AAA).

9/4P SERGIO MITRE recalled from Iowa (AAA).

9/6P JOHN KORONKA and C GEOVANY SOTO recalled from Iowa (AAA).

9/12.....P KERRY WOOD transferred to the 60-day disabled list.
Contract of IF RYAN THERIOT selected from West Tenn (AA).

9/13.....OF BEN GRIEVE recalled from Iowa (AAA).

9/26.....The following players were recalled, **NOT TO REPORT:**
From Iowa (AAA): IF MIKE FONTENOT, P JON LEICESTER, IF RICHARD LEWIS, P RUSS ROHLICEK
From West Tenn (AA): P DAVID AARDSMA, IF ADAM GREENBERG, P RENEYEL PINTO
From Peoria (A): P ANGEL GUZMAN

10/3.....IF ARAMIS RAMIREZ reinstated to the active list.

10/6.....IF SCOTT McCLAIN outrighted to Iowa (AAA) and filed for free agency.
OF BEN GRIEVE filed for free agency.

10/27 ...OF JEREMY BURNITZ filed for free agency.

10/28 ...IF NOMAR GARCIAPARRA filed for free agency.

10/31 ...P KERRY WOOD reinstated to active list.

10/28 ...P CHAD FOX reinstated to active list.

11/4.....P CHAD FOX filed for free agency.

11/16 ...P JON LEICESTER traded to Texas for a player to be named later.

11/18 ...Contract of C JOSE REYES purchased from Iowa (AAA).
Contracts of P CARLOS MARMOL, P SEAN MARSHALL, P RICKY NOLASCO, OF FELIX PIE and P JAE-KUK RYU purchased from West Tenn (AA).
Contracts of IF SCOTT MOORE and IF BRIAN DOPIRAK purchased from Daytona (A).
P RUSS ROHLICEK, IF RICHARD LEWIS and IF MIKE FONTENOT outrighted to Iowa (AAA).

11/23 ...OF ADAM GREENBERG outrighted to Iowa (AAA).

11/29 ...P SCOTT EYRE signed as free agent.

12/1.....P JERMAINE VAN BUREN traded to Boston for a player to be named later.

12/2.....P BOB HOWRY signed as free agent.
OF/IF JOSE MACIAS designated for assignment.

12/7.....OF JUAN PIERRE acquired from Florida in exchange for P SERGIO MITRE, P RICKY NOLASCO and P RENEYEL PINTO.
P JOHN MABRY signed as free agent.

12/12 ...OF/IF JOSE MACIAS released.

12/20 ...OF JACQUE JONES signed as free agent.

1/9/06...P CARLOS PEREZ and IF NATE SPEARS acquired from Baltimore in exchange for OF COREY PATTERSON.

1/23/06 P WADE MILLER signed as free agent.

1/25/06 Contract of OF ANGEL PAGAN purchased from New York (NL).

CONNECT THE DOTS

The Cubs' entire National League history can be spanned by the careers of as few as 10 players.

Hall of Famer Cap Anson played for the club from 1876-1897. Frank Chance joined the team in 1898 and was with the Cubs until 1912. He was in turn followed by Hippo Vaughn (1913-1921), Gabby Hartnett (1922-1940), Phil Cavarretta (1925-1953) and Ernie Banks (1953-1971). Rick Reuschel's first tour of duty with the Cubs took place from 1972-1981, then Ryne Sandberg played for the team from 1982 until his first retirement in 1994. Sammy Sosa (1992) made his Cubs debut prior to Sandberg's first retirement.

Carlos Zambrano made his debut in 2002.

MLB.com | Where baseball is always on

MAJOR LEAGUE BASEBALL'S VIRTUAL PRESS BOX

The official up-to-the minute media source

For accredited media members only.



statistical reports, box scores,
game notes, press releases,
press conferences, transcripts,
online credentialing,
headshots and logos.

www.mlbpressbox.com



The Official Site of Major League Baseball®



2006 CHICAGO CUBS

SEASON SCHEDULE



SUN	MON	TUES	WED	THUR	FRI	SAT
April						1
2	3 CIN 1:10	4	5 CIN 1:135	6	7 STL 1:20	8 STL 1:20
9 STL 7:05	10	11 CIN 1:20	12 CIN 1:20	13 CIN 1:20	14 PIT 6:05	15 PIT 6:05
16 PIT 12:35	17 LAD 9:10	18 LAD 9:10	19 LAD 9:10	20	21 STL 1:15	22 STL 1:15
23 STL 1:15	24 FLA 6:05	25 FLA 7:05	26 FLA 1:20	27	28 MIL 1:20	29 MIL 1:20

SUN	MON	TUES	WED	THUR	FRI	SAT
	1 PIT 7:05	2 PIT 1:20	3 AZ 8:40	4 AZ 8:40	5 SD 9:05	6 SD 9:05
7 SD 3:05	8 SD 9:05	9 SF 9:15	10 SF 9:15	11 SF 2:35	12 SD 1:20	13 SD 1:20
14 SD 1:20	15	16 WSH 7:05	17 WSH 7:05	18 WSH 1:20	19 CWS 3:05	20 CWS 12:20
21 CWS 1:05	22 FLA 6:05	23 FLA 6:05	24 FLA 12:05	25	26 ATL 1:20	27 ATL 12:20
28 ATL 1:20	29 CIN 1:20	30 CIN 7:05	31 CIN 7:05	May		

SUN	MON	TUES	WED	THUR	FRI	SAT
June					1	2 STL 7:10
3	4 STL 1:15	5 HOU 7:05	6 HOU 7:05	7 HOU 1:05	8 CIN 6:10	9 CIN 6:10
10 CIN 5:10	11 CIN 12:15	12	13 HOU 7:05	14 HOU 7:05	15 HOU 1:20	16 DET 3:05
17 DET 3:05	18 DET 1:20	19 CLE 6:05	20 CLE 6:05	21 CLE 6:05	22	23 MIN 6:10
24 MIN 6:10	25 MIN 1:10	26 MIL 7:05	27 MIL 7:05	28 MIL 1:20	29 MIL 1:20	30 CWS

SUN	MON	TUES	WED	THUR	FRI	SAT
July						1 CWS 12:20
2 CWS 1:20	3 HOU 7:05	4 HOU 1:05	5 HOU 7:05	6 MIL 7:05	7 MIL 7:05	8 MIL 6:05
9 MIL 1:05	10	11 All-Star Game Pittsburgh	12	13	14 NYM 1:20	15 NYM 3:05
16 NYM 5:05	17	18 HOU 7:05	19 HOU 7:05	20 HOU 1:20	21 WSH 6:05	22 WSH 12:20
23 WSH 12:15	24 NYM 2:15	25 NYM 6:10	26 NYM 11:10	27 STL 7:05	28 STL 1:20	29 STL 3:05

SUN	MON	TUES	WED	THUR	FRI	SAT
Aug.						1 AZ 7:05
2 AZ 7:05	3 AZ 7:05	4 PIT 1:20	5 PIT 3:05	6 PIT 1:20	7	8 MIL 7:05
9 MIL 7:05	10 MIL 1:05	11 COL 6:05	12 COL 7:05	13 COL 2:05	14 HOU 7:05	15 HOU 7:05
16 HOU 1:05	17	18 STL 1:20	19 STL 12:20	20 STL 1:20	21 PHI 7:05	22 PHI 7:05
23 PHI 7:05	24 PHI 1:20	25 STL 7:10	26 STL 12:20	27 STL TBD	28 PIT 6:05	29 PIT 6:05
30 PIT 6:05	31					

SUN	MON	TUES	WED	THUR	FRI	SAT
Sept./Oct.						1 SF 1:20
2 SF 1:20	3 SF 1:20	4 PIT 1:20	5 PIT 7:05	6 PIT 7:05	7 PIT 1:20	8 ATL 6:05
9 ATL 6:05	10 ATL TBD	11 ATL 6:05	12 LAD 7:05	13 LAD 7:05	14 LAD 1:20	15 CIN 1:20
16 CIN 3:05	17 CIN 1:20	18 PHI 6:05	19 PHI 6:05	20 PHI 6:05	21	22 CIN 6:10
23 CIN 9:10	24 CIN 12:15	25 CIN 11:35	26 MIL 7:05	27 MIL 7:05	28	29 COL 1:20
30 COL 3:05						

Home Game TBD = Time to be determined
 Road Game

All times are Central Time and are subject to change

